



2022-23 LADY LION BASKETBALL

UNLEASH
THE PRIDE

GAME 15 | PENN STATE AT #14/19 MICHIGAN | JANUARY 3, 2023 | CRISLER CENTER

2022-23 SCHEDULE

Date Opponent (Broadcast) Time/Result

NOVEMBER

9	Norfolk State (B1G+)	W, 67-61
11	Fairfield (B1G+)	W, 77-49
15	Youngstown State (B1G+)	W, 77-63
18	Bryant (B1G+)	W, 96-33
21	Syracuse (B1G+)	W, 82-69
25	vs. Toledo! (FloHoops)	W, 60-59
26	at Fresno State! (FloHoops)	W, 68-49
30	Virginia (B1G/ACC Challenge) (B1G+)	L, 89-68

DECEMBER

3	at Minnesota (Big Ten Network)	L, 98-96 (2OT)
8	#4/3 Indiana (B1G+)	L, 67-58
11	West Virginia (B1G+)	W, 69-57
18	at Drexel (FloHoops)	L, 86-82 (OT)
21	Cornell (B1G+)	W, 79-48
30	Rutgers (B1G+)	W, 90-72

JANUARY

3	at #14/19 Michigan* (B1G+)	1 p.m.
7	Purdue (B1G+)	2 p.m.
11	at RV/RV Nebraska (B1G+)	8 p.m.
14	at #12/10 Iowa* (Big Ten Network)	12:30 p.m.
18	Minnesota	7 p.m.
22	Wisconsin (Big Ten Network)	4 or 5 p.m.
26	at Rutgers (B1G+)	7 p.m.
30	at #16/17 Maryland (Big Ten Network)	6 p.m.

FEBRUARY

2	Northwestern (B1G+)	7 p.m.
5	#12/10 Iowa (Big Ten Network)	12 p.m.
12	at Michigan State (B1G+)	3 p.m.
16	#3/4 Ohio State (B1G+)	7 p.m.
19	at NR/RV Illinois (B1G+)	3 p.m.
22	at Purdue (B1G+)	7 p.m.
25	Michigan State (B1G+)	2 p.m.

MARCH

1-5	Big Ten Tournament!	TBD
-----	---------------------	-----

* Big Ten Opponent
! Daytona Beach Invitational (Daytona Beach, Fla.)
^ ACC/Big Ten Challenge
! Big Ten Tournament (Minneapolis)
All times Eastern Standard Time

STRATEGIC COMMUNICATIONS

WBB Primary Contact..... Korey Blucas
Office Phone..... 814-865-1757
Cell Phone..... 724-799-4480
Email..... kvb5992@psu.edu

WBB Secondary Contact..... Krista Pylant
Email..... kqp5592@psu.edu



PENN STATE LADY LIONS

(10-4, 1-2 B1G)

vs

MICHIGAN WOLVERINES

(12-2, 2-1 B1G)



VIDEO | B1G+

RADIO | Penn State Sports Network - 93.3 FM & 1390 AM - Justin Antweil & Joe Putnam

ONLINE | Links to live video, live audio and live stats available at GoPSUSports.com

OPENING TIP

- Penn State is coming off a 90-72 victory over Rutgers at home last Friday for its first Big Ten victory of the season and second straight win (79-48 at home over Cornell on Dec. 21).
- Makenna Marisa produced 32 points, two off her career-high, with four three-pointers to reach 1,500 career points and tie Lady Lion legend and current assistant coach Maggie Lucas for the third-most 30-point games (seven) in program history.
- Marisa is in 15th place in career scoring by a Lady Lion (1,505) and needs 10 more to pass Vicki Link (1984-87, 1,514 points) for 14th.
- This year she leads the team in scoring (18.6 ppg), assists (4.3 apg), made three's (32) and three-point percentage (45.7%) in addition to 4.5 rebounds and 1.9 steals per game.
- Penn State ranks in the nation ninth in steals per game (12.1), 13th in turnovers forced per game (22.5), 35th in assists per game (16.7), 39th in field goal percentage (45.5), 43rd in scoring offense (76.4 points per game) and 44th in three-point percentage (35.5).
- Leilani Kapinus ranks eighth in the nation in steals (45) and leads the Big Ten.
- Starting in every contest after the first game, freshman Shay Ciezki has averaged 10.2 points, 2.8 assists, 1.8 three-pointers and 1.2 steals per game.

LAST GAME'S STARTERS



#1 Ali Brigham
Jr. | F | 6-4

PPG 4.0
RPG 2.7
APG 0.9
MPG 10.3



#4 Shay Ciezki
Fr. | G | 5-7

PPG 10.2
RPG 2.1
APG 2.8
MPG 28.5



#5 Leilani Kapinus
R-So. | G | 5-10

PPG 11.6
RPG 5.9
APG 2.9
MPG 27.5



#10 Chanaya Pinto
Sr. | F | 6-1

PPG 6.7
RPG 4.7
APG 1.7
MPG 21.1



#20 Makenna Marisa
Sr. | G | 5-11

PPG 18.6
RPG 4.5
APG 4.3
MPG 34.3

PENN STATE RESERVES

No.	Name	Pos.	Ht.	Cl.	PPG	RPG	APG	MPG
11	Anna Camden	F	6-3	Sr.	2.6	1.1	0.9	15.6
23	Tanyah Thompson	G	5-11	Sr.	7.0	1.8	0.5	17.9
24	Alexa Williamson	F	6-2	Gr.	7.3	3.2	0.5	18.6
33	Johnasia Cash	F	6-3	Gr.	4.3	5.4	1.0	15.1

ONE OF THE TOP POINT GUARDS IN THE NATION

- Senior Makenna Marisa was one of 20 point guards selected to the Nancy Lieberman Award Watch List heading into the season and named to the All-Big Ten Preseason Team by the coaches and media.
- This year she leads the team in scoring (18.6 ppg), assists (4.3 apg), made three's (32) and three-point percentage (45.7%) in addition to 4.5 rebounds and 1.9 steals per game.
- She has recorded 68 double-digit scoring games and 30 20-point games with six this year.
- A 35-game streak of consecutive double-digit games that started at the beginning of last season ended Nov. 26 against Fresno State.
- She has recorded seven 25+ points and 5+ assists games, the 10th most in the Big Ten since 2009-2010 (courtesy of Her Hoop Stats).
- With 1,505 career points, she is 15th in school history.
- Starting this season ranked 24th, she needs 10 more to pass Vicki Link (1984-87, 1,514 points) for 14th.
- In program history she also ranks tied for third in 30-point games (seven), fifth in career free throw percentage (82.3%), eighth in career three-point field goals made (159), ninth in career scoring average (15.5 ppg), tied for ninth in career double-digit assist games (three) and 14th in career assists (372).
- In the nation, she ranks 22nd in career assists, 26th in career free throw percentage and 50th in career points.
- For the 2022-23 season, she ranks in the nation 27th in three-point percentage (45.7), 29th in made field goals (97), 31st in points (261), 57th in assists (60), 63rd in three's made (32) and 82nd in minutes per game (34.4).
- In the Big Ten she is third in minutes per game, third in scoring, fifth in three-point percentage, tied for fifth in made three's eighth in assists, tied for tenth in steals (25), 15th in assist/turnover ratio (1.4) and 16th in field goal percentage (45.5).
- In the win over Rutgers, she produced a game-high 32 points with four made three-pointers and six free throws in addition to five rebounds.
- At Drexel in the second to last game played, she notched one of the best games in her career, pouring in 28 points off 10-16 shooting from the field, including tying a career-high seven made three's, along with five assists, three boards and a steal.
- In the Big Ten-opener at Minnesota she recorded one of the best games as a Lady Lion, recording a career-high 34 points (13-21 from the field, seven three-pointers, six assists, two blocks and two steals).
- In the program's largest comeback against Syracuse, she produced 22 points, including 13 in the fourth quarter, eight rebounds and seven assists.
- She notched a double-double in the first two contests: 24 points and 11 rebounds against Norfolk State and 14 points and 10 assists against Fairfield.
- As a junior, she was a consensus All-Big Ten First-Team pick by the coaches and media and a CoSIDA Academic All-American last year.
- She ranked second in the Big Ten and sixth in the country in scoring at 22.2 points per game, third-highest average by a Lady Lion in a single season.
- She scored double-digit points in all 29 games last season, one of only two Division I players to notch the feat, including 19 20-point games, 13 25-point games and five 30-point performances.
- Her 30-point games included a career-high 33 at Duquesne (12/18), 32 vs. Iowa (1/25) and at Michigan State (2/21), 31 at Purdue (2/9) and 30-point triple-double vs. Delaware State (11/16).
- She had four 20-point halves, coming against Delaware State (20, 1st), Maryland (24, 2nd), Purdue (25, 2nd) and Minnesota (20, 2nd).
- Marisa's 645 total points in the regular season ranked fourth in the Big Ten and 15th in the country and ninth in a season at Penn State.
- In conference games, including six against ranked opponents, she averaged 23.0 points per game, good for second in the conference.
- She also averaged 19.9 in seven games against ranked foes, also second in the Big Ten.
- She was 28th in the country in field goals made (224) and 29th in free throws made (138), while holding seventh in the Big Ten in assists per game (4.2) and total assists (123).

TOP-100 NCAA RANKS

Team Category	Rank	Total
Assists per game	35	16.7
Field goal percentage	39	45.5
Rebound margin	99	4.1
Scoring margin	66	12.1
Scoring offense	43	76.4
Steals per game	9	12.6
Three-point percentage	44	35.5
Turnover margin	37	4.9
Turnovers forced per game	13	22.5
Winning percentage	80	71.4

Individual Category Rank Total

Makenna Marisa

Assists	57	60
Assists per game	86	4.3
Field goal attempts	29	213
Field goals made	29	97
Minutes per game	82	34.4
Points	31	261
Points per game	34	18.6
Three-point percentage	27	45.7
Three-pointers made	75	32

Leilani Kapinus

Steals	8	45
Steals per game	14	3.2

TOP-FIVE BIG RANKS (TEAM)

Team Category	Rank	Total
Steals per game	2	12.6
Three-point percentage	4	35.5
Turnover Margin	4	4.9

TOP-10 BIG RANKS (INDIVIDUAL)

Individual Category Rank Total

Makenna Marisa

Assists	T7	60
Assists per game	8	4.3
Minutes	5	480
Minutes per game	3	34.3
Points	4	261
Points per game	3	18.6
Steals	T10	25
Three-point percentage	5	45.7
Three-pointers made	T5	32

Leilani Kapinus

Blocks	T10	12
Blocks per game	T10	0.9
Steals	1	45
Steals per game	T1	3.2

MAKENNA MARISA RECORD WATCH

Career (Games)

1.	2,919	Kelly Mazzante (133), 2001-04
2.	2,510	Maggie Lucas (132), 2011-14
3.	2,253	Susan Robinson (122), 1989-92
4.	2,108	Teniya Page (116), 2016-19
5.	2,044	Tyra Grant (122), 2007-10
6.	2,025	Kahadeejah Herbert (126), 1982-85
7.	1,995	Tanisha Wright (134), 2002-05
8.	1,897	Suzie McConnell (128), 1985-88
9.	1,786	Alex Bentley (131), 2010-13
10.	1,725	Angie Pottthoff (111), 1993-97
11.	1,663	Lisa Shepherd (128), 1998-2001
12.	1,619	Andrea Garner (126), 1997-2000
13.	1,538	Tanya Garner (117), 1988-91
14.	1,514	Vicki Link (123), 1984-87
15.	1,505	Makenna Marisa (97), 2020-present
16.	1,466	Jess Strom (133), 2002-05
17.	1,463	Katina Mack (121), 1992-96
18.	1,428	Jen Bednarek (102), 1977-80
19.	1,328	Maren Walseth (128), 1998-2001
20.	1,320	Cheryl Ellison (114), 1980-83

Career Scoring Average (min. 50 games)

1.	21.9	Kelly Mazzante (133), 2001-04
2.	19.0	Maggie Lucas (132), 2011-14
3.	18.5	Susan Robinson (122), 1989-92
4.	18.2	Teniya Page (116), 2016-19
5.	17.4	Carol Walderman (74), 1981-83
6.	16.8	Tyra Grant (122), 2007-10
7.	16.1	Kahadeejah Herbert (126), 1982-85
8.	15.5	Angie Pottthoff (111), 1993-97
9.	15.5	Makenna Marisa (97), 2020-present
10.	14.9	Tanisha Wright (134), 2002-05

Career 30-Point Games

1.	27	Kelly Mazzante (2001-04) 4, 2003-04; 9, 2002-03; 12, 2001-02; 2, 2000-01
2.	8	Teniya Page (2016-19) 1, 2018-19; 2, 2017-18; 4, 2016-17; 1, 2015-16
3.	7	Makenna Marisa (2020-present) 5, 2021-22 ; 1, 2022-23
	7	Maggie Lucas (2011-14) 3, 2013-14; 2, 2012-13; 2, 2011-12
5.	6	Kahadeejah Herbert (1982-85) 2, 1984-85; 2, 1983-84; 2, 1982-83

Career 3-Point Field Goals Made (Games)

1.	365	Maggie Lucas (132), 2011-14
2.	357	Kelly Mazzante (133), 2001-04
3.	230	Lisa Shepherd (128), 1998-2001
4.	191	Jess Strom (133), 2002-05
5.	179	Teniya Page (116), 2016-19
	179	Tyra Grant (122), 2007-10
7.	175	Tiffany Longworth (122), 1994-97
8.	159	Makenna Marisa (97), 2020-present
9.	149	Zhaque Gray (126), 2009-12
10.	147	Jaida Travascio-Green (80), 2017-2020

Career Free Throw Percentage (min. 125 att.)

1.	.907	(547-603)	Maggie Lucas, 2011-14
2.	.874	(487-557)	Susan Robinson, 1989-92
3.	.841	(387-460)	Jess Strom, 2002-05
	.841	(254-302)	Kam Gissendanner, 2006-08
5.	.823	(274-333)	Makenna Marisa, 2020-present
6.	.819	(460-562)	Kelly Mazzante, 2001-04
7.	.817	(197-241)	Julia Trogele, 2008-11
8.	.810	(128-158)	Kim Lazor, 1990-93
9.	.808	(147-182)	Ashli Schwab, 2002-05
10.	.806	(387-480)	Lisa Shepherd, 1998-2001

Career Double-Digit Assist Games (Games)

1.	71	Suzie McConnell (128), 1985-88
2.	26	Tina Nicholson (124), 1993-96
3.	23	Annie Troyan (81), 1981-83
4.	19	Helen Darling (126), 1997-2000
5.	12	Nancy Kuhl (89), 1975-79
6.	9	Jess Strom (133), 2002-05
7.	6	Brianne O'Rourke (120), 2006-09
8.	4	Tanya Garner (117), 1988-91
9.	3	Makenna Marisa (97), 2020-present
	3	Corinne Gulas (63), 1980-81

Career Assists (Games)

1.	1,307*	Suzie McConnell (128), 1984-88
2.	826	Tina Nicholson (124), 1993-96
3.	791	Helen Darling (126), 1997-2000
4.	776	Jess Strom (133), 2002-05
5.	632	Annie Troyan (81), 1981-83
6.	567	Alex Bentley (131), 2010-13
	567	Dana Eikenberg (122), 1989-92
8.	560	Brianne O'Rourke (120), 2006-09
9.	528	Nancy Kuhl (89), 1975-79
10.	484	Tanisha Wright (134), 2002-05
11.	417	Teniya Page (116), 2016-19
12.	411	Tanya Garner (117), 1988-91
13.	379	Corinne Gulas (63), 1980-81
14.	372	Makenna Marisa (97), 2020-present
15.	323	Tiffany Longworth (122), 1994-97

A TRIO OF 1,000 POINT SCORERS

- Johnasia Cash notched her 1,000 career point in the win over Youngstown State, becoming the third current Lady Lion to accomplish the feat (Makenna Marisa and Taniyah Thompson).
- Cash has produced 389 combined from the 2020-21 and 2022-23 seasons as a Lady Lion for an average of 10.5 ppg.
- She had 659 in her seasons at SMU.
- Thompson accomplished the feat in her three seasons at East Carolina.
- Among active career scoring leaders in Division I, Marisa ranks 50th (1,505), Thompson 103rd (1,309) and Cash 227th (1,048).

CASHING REBOUNDS

- Johnasia Cash has pulled down the 11th most career rebounds (923) among active Division I players in the nation and is also 28th in double-doubles (25).
- In her fifth season, Cash has averaged 7.3 boards per game in her career and 7.6 in her two seasons at Penn State (2020-21 and 2022-23).
- In her first season as a Lady Lion in which she earned Third-Team All-Big Ten from the media, she recorded a double-double in all 11 games in which she gathered 10+ rebounds.
- After readjusting due to missing last season, her rebounding picked up with a three-game streak of 10+ rebounds (Bryant-11, Syracuse-12 and Toledo-10).

SOPHMORE CAMPAIGN FOR ALL-FRESHMAN KAPINUS

- Much like last season, Leilani Kapinus has proven she can do it all for the Lady Lions.
- This year she leads the squad in steals (45), rebounds (5.9 per game), blocks (12) and free throw percentage (76.5) and has put up 11.6 points, 40 assists and a 49.6 field goal percentage.
- Kapinus is eighth in the nation in steals and leads the Big Ten in overall steals and steals per game (3.2) while 13th in free throw percentage, tied for 10th in blocks, 21st in rebounding and 25th in assists.
- She has scored in double-figures in six-straight games and 10 overall, pulled down at least seven rebounds in six contests and gotten at least three steals eight times.
- She racked up nine steals in the win over Fairfield along with 11 points and eight boards.
- In the win over Youngstown State, she nearly produced a double-double with 21 points and nine boards along with five assists and four steals.
- Against Fresno State, she produced 12 points, six steals and five assists.
- She notched 18 points on 8-10 shooting from the field and had five steals and four assists.
- Making all five free throws, she got 15 points, seven rebounds, four blocks and three steals in the win over West Virginia.
- After redshirting the 2019-20 season, Leilani Kapinus earned All-Big Ten Freshman-Team honors last years.
- Kapinus averaged 9.6 points and 5.7 rebounds per game, tallied 46 assists, 33 blocks and 59 steals, shot 43 percent from the floor and collected 16 double-figure games (two with 20+ points and three double-doubles)
- She was one of eight Division I players with 30+ blocks and 55+ steals.
- She ranked third in the Big Ten in blocks per game (1.14), third in the Big Ten in steals per game (2.03) and fourth in total steals (59)
- She led Big Ten freshmen in steals, sitting 13th among all Division I freshmen and held second among Big Ten freshmen in blocks, ranking 13th among all Division I freshmen.

INSTANT IMPACT FROM CIEZKI

- Shay Ciezki has made an instant impact as a freshman.
- After coming off the bench in the opener, Ciezki has started every game since.
- In 399 minutes of action as the main ballhandler after Marisa, she has committed just 29 turnovers with 39 assists.
- She is one of three Lady Lions averaging at least double-digit points (10.2), has made the second most three's (25) and averaged 1.2 steals.
- She was pivotal in the team's 21-point comeback against Syracuse, scoring 16 of her 18 points during the team's second half rally.
- She followed the game with 16 points and three assists with two three-points against Toledo.
- She notched her first double-digit scoring performance against Youngstown State with 16 points along with five rebounds and three assists.
- She produced her first collegiate basket as part of a seven-point, four-rebound and two-

MEDIA INFORMATION**KIEGER AVAILABILITY**

All interview requests for head coach Carolyn Kieger should be directed to Corey Blucas (kvb5992@psu.edu) in the Strategic Communications Office. Coach Kieger will hold weekly press conferences during the season. A schedule is available by contacting the Strategic Communications Office. Coach Kieger will not be available on game day prior to tip-off. Postgame press conferences will be held after each game, home and away.

PLAYER INTERVIEWS

All student-athlete interviews must be arranged through Corey Blucas at least 72 hours in advance. Interviews will not be granted on game day prior to tip-off. Player phone numbers will not be released. Following games, requested Penn State student-athletes will be available in the BJC Green Room after home games. The Penn State locker room is closed.

CREDENTIALS

Single game press credentials are issued to accredited members of the working media only. Requests for credentials should be directed to Corey Blucas at least one week in advance of each game. Press credentials can be picked up at Media Will Call, which is located at the Media/Team entrance, on the south side of the Bryce Jordan Center, across from the Panzer Lacrosse Stadium.

PHOTOGRAPHERS

A photo pass must be issued to gain access courtside in the Bryce Jordan Center. Please contact Corey Blucas one week in advance for photo passes. Courtside photographers must follow NCAA guidelines.

RADIO NETWORKS

The Penn State Sports Network originates from the first row of Booth C23 in the press area. Visiting radio stations are located on the first row of Booth C21 in the press area. Visiting radio is provided Ethernet, POTS and ISDN connections.

PRESS ROW SEATING

The press seating area is located atop section 122 and 123 of the Bryce Jordan Center. Please allow several minutes when taking the elevator to the press room or media seating areas.

GAME NOTES

Game notes will be provided at least 24 hours in advance of each game. Penn State, Big Ten and opposing team game notes will be available in the Media Central Box folder. If you would like to receive game notes via email, please contact Corey Blucas in the Strategic Communications office.

steal performance against Fairfield.

- She notched a career-high six assists along with 14 points and four three-pointers in the win over West Virginia.

A COMEBACK FOR THE AGES

- Penn State recorded its largest comeback in program history against Syracuse, bouncing back from a 21-point deficit three minutes into the third quarter to win 82-69.
- The previous school record for a comeback was 17 against Wisconsin (W, 58-56 in overtime on Jan. 22, 2009, trailed 24-41 with 10:21 remaining in the second half).
- The 21-point comeback is tied for the second largest in Big Ten history (Nebraska over Creighton, Dec. 6, 2015).
- Penn State was able to cut the deficit to 10 (55-45) at the end of the third and then took over in the fourth quarter, outscoring the Orange 37-14 to hand them their first loss of the season.
- Makenna Marisa and Shay Ciezki scored 13 points apiece to lead the charge for Penn State in the fourth quarter.
- The duo combined for 9-of-14 shooting, highlighted by a 3-for-5 mark beyond the arc by Ciezki.
- Chanaya Pinto pulled down six rebounds in the fourth quarter, which was three more than Syracuse had as a team.
- Alli Campbell had a pair of steals to account for two of the Orange's five turnovers.
- The Lady Lions didn't commit a turnover in the quarter and held the Orange off the free-throw line.
- They also dished out eight assists on their 13 field goals while shooting 65 percent from the field.
- The 37 points in the fourth is the third-most scored in a quarter, two off the school record (Michigan State, Jan. 17, 2016 and Saint Peter's, Nov. 13, 2016).
- The Lady Lions went 13-20 (65%) from the field in the final quarter, including 7-15 (46.7%) from three.
- In the third quarter, Penn State went 8-16 from the field and 4-8 from three.
- Penn State got 20 bench points in the second half with none by Syracuse and had a 13-1 fast break, 19-5 second chance points and 27-11 rebounding advantages in the last two quarters.
- Marisa led all players in scoring in the game with 22 points while adding eight rebounds and seven assists.
- Johnasia Cash just missed a double-double as she led all players with 12 rebounds in addition to her nine points.

NONCONFERENCE HOME WINNING STREAK

- Penn State had a 14-game non-conference home winning streak, the fourth-longest in program history, end against Virginia.
- The streak began Dec. 3, 2019 with a 78-73 win over Pitt in the Big Ten/ACC Challenge and had one more win that season, 88-65 over Sacred Heart.
- The Lady Lions racked up three-straight of these victories in the 2020-21 season: 84-65 over Coppin State, 87-54 against Saint Francis (Pa.) and 70-69 over Rhode Island.
- Penn State went 4-4 last year in Bryce Jordan Center: 85-66 over LIU, 83-69 against Rider, 120-51 versus Rider and 78-58 over Youngstown State.
- The seven straight wins were the longest since an 11-game streak from Dec. 9, 2012-Jan. 27, 2013.
- The Lady Lions notched the fourth best start at 7-0, tied with the 1996-97 team.

Non-Conference Home Court Winning Streaks

G	Began	Ended.....	Team That Ended Streak
16	12/22/05	12/6/08.....	Dayton, 66-67
15	12/28/10	11/17/13.....	Connecticut, 52-71
15	12/12/84	12/11/87.....	Virginia, 54-59
14	12/22/19	11/30/22	Virginia, 89-68
12	12/0/91	2/16/93.....	Vanderbilt, 57-66
11	12/12/15	3/19/17.....	Virginia Tech, 55-64 %
11	1/24/78	1/6/79.....	Texas, 69-76
10	11/15/02	12/21/03.....	Louisiana Tech, 84-87
10	12/19/81	1/30/83.....	Tennessee, 60-75

CAREER MILESTONE TRACKER

Milestone (current total)

1 Ali Brigham

750 Points (563)
250 Rebounds (Accomplished Nov. 30 against Virginia)
100 Blocks (59)

5 Leilani Kapinus

500 Points (440)
250 Rebounds (247)
200 Made Field Goals (163)
100 Steals (Accomplished Dec. 30 against Rutgers)
100 Free Throws (96)
100 Assists (84)

10 Chanaya Pinto

250 Points (173)
100 Made Field Goals (61)

11 Anna Camden

750 Points (546)
200 Field Goals (Accomplished Dec. 21 against Cornell)
100 Games Played (97)
100 Made Three-Pointers (Accomplished Dec. 21 against Cornell)
100 Steals (75)

20 Makenna Marisa

1500 Points (Accomplished Dec. 30 against Rutgers)
500 Field Goals (Accomplished Dec. 3 at Minnesota)
500 Rebounds (439)
500 Assists (370)
300 Made Free Throws (274)
200 Made Three-Pointers (159)
100 Games (97)
100 Starts (96)

23 Taniyah Thompson

1500 Points (1239)
500 Made Field Goals (Accomplished Dec. 21 against Cornell)
200 Made Free Throws (176)
100 Assists (93)
100 Games Played (95)

24 Alexa Williamson

1000 Points (890)
200 Made Free Throws (194)
100 Blocks (94)
100 Steals (93)

33 Johnasia Cash

1000 Points (Accomplish Nov. 15 against Youngstown State)
1000 Rebounds (923)
500 Made Field Goals (425)
200 Made Free Throws (189)
100 Assists (92)

NET RANKINGS

- The first NET Rankings came out Monday, Dec. 5, and the Lady Lions debuted at No. 48, the best slot for the program since the system that replaced the RPI started in the 2020-21 season.
- Currently at No. 60, Penn State owns three Quad III (NET 51-100) victories: Toledo (52), Syracuse (68) and West Virginia (86).
- Penn State has many opportunities the rest of the season to climb up the ranking system, used by the NCAA Tournament Selection Committee for determining at-large bids and seeding, with four more contests against current top-25 and seven in the second quadrant (26-50).

EXPERIENCED NEW FACES

- Penn State has seven newcomers on the team with four players with Division I experience: Chanaya Pinto (Oregon), Taniyah Thompson (East Carolina), Alexa Williamson (Temple) and Johnasia Cash (Penn State and SMU).
- Thompson was named the American Athletic Conference’s Most Improved Player and all-conference first-team.
- She notched 1,189 points, 230 rebounds, 81 assists and 120 steals as a Pirate.
- Last year she averaged 18.5 points per game, ranking second in the AAC, and 4.3 rebounds per game, collected 36 assists and 43 steals and ranked in the conference in field goals made (199) and ranked eighth in free-throw percentage (78.4).
- She had 27 games scoring in double-figures, including 12 games with 20+ points and a career-high 31 points against UNC Wilmington
- Williamson was a three-year starter and four-year letterwinner for the Owls.
- She collected 788 points, 504 rebounds and 92 blocks while shooting 44.5 percent from the floor.
- Pinto played all 30 games for the Ducks last year and tallied 86 points, 73 rebounds, 19 assists and 18 steals, while averaging 11.4 minutes per game.
- Prior to Oregon, she led Northwest Florida State College to its first ever NJCAA Women’s Basketball National Championship as a sophomore and earned second-team All-America honors.
- Cash returns to the Lady Lions after sitting out last season.
- In 2020-21, she was named all-Big Ten Second-Team (media) after averaging 13.7 points per game and a team-best 8.8 rebounds per game while shooting 47.1 percent from the field.
- She ranked in the league third in rebounds per game (8.8), fourth in double-doubles (10) and eighth in blocks (26).

PENN STATE QUICK FACTS

University Information

Location..... University Park, Pa.
 Founded..... 1855
 Enrollment (University Park campus).....45,901
 ColorsBlue & White
 Nickname.....Lady Lions
 ConferenceBig Ten
 President Dr. Neeli Bendapudi
 VP for Intercollegiate Athletics Dr. Patrick Kraft
 Deputy AD/SWA (WBB Administrator)... Lynn Holleran
 Facility (cap.)Bryce Jordan Center (15,104)
 All-Time Record at BJC 286-113 (28 seasons)

Basketball Staff

Head Coach..... Carolyn Kieger (Marquette ‘06)
 Penn State Record: 37-60 (4th season)
 Career Record: 136-125 (8th season)
 Postseason Appearances - Three (3 NCAA)
 Assistant CoachTerri Williams (Penn State ‘91)
 Assistant Coach Sharnee Zoll-Norman (Virginia ‘08)
 Assistant CoachMaggie Lucas (Penn State ‘14)
 Director of Operations Pam Brown (Charlotte ‘06)
 Chief of Staff.....MaryLynne Schaefer (Hartford ‘06)
 Dir. of Video & AnalyticsEric Gracia (Texas-PA ‘13)
 Dir. of Player Development.....Natisha Heideman (Marquette ‘19)
 Graduate AssistantAmari Boyd (Penn State ‘19)
 Graduate Assistant ..Courtney Roman (Penn State ‘22)
 Athletic Trainer.....Claire Peters (Northern Arizona ‘11)
 Strength Coach..... Rhian Davis (Florida ‘08)

Program History

First Year of Women’s Basketball 1965
 All-Time Record985-542 (59th season)
 All-Time Big Ten Record.....286-218 (31th season)
 NCAA Tournament App./Last25/2014
 NCAA Tournament Record32-25
 NCAA Regional App./Last13/2014
 NCAA Final Four App./Last One/2000
 Big Ten Reg. Season Championships.....Eight
 Big Ten Tournament Championships Two

Team Information

2021-22 Record 11-18
 Home7-6
 Away3-9
 Neutral1-3
 Big Ten Record (finish)5-13 (11)
 Home3-6
 Away2-7
 Letterwinners Returning/Lost5/6
 Starters Returning/Lost4/1
 Big Ten Tournament First Round
 Postseasonn/a

#UnleashThePRIDE

Women’s Basketball Twitter@PennStateWBB
 Women’s Basketball Instagram..... pennstateWBB
 Women’s Basketball Facebook..... Penn State Lady
 Lion Basketball
 Penn State Athletics Twitter.....@GoPSUSports
 Penn State Athletics Website gopsusports.com
 Hashtags..... #UnleashThePRIDE
 #WeAre

GAME 15 | PENN STATE AT #14/19 MICHIGAN | JANUARY 3, 2023 | CRISLER CENTER

GAME-BY-GAME STARTERS (Sorted by Number-Lowest to Highest)

11/9	Norfolk State	Leilani Kapinus	Anna Camden	Makenna Marisa	Taniyah Thompson	Alexa Williamson
11/11	Fairfield	Shay Ciezki	Leilani Kapinus	Anna Camden	Makenna Marisa	Alexa Williamson
11/15	Youngstown St.	Shay Ciezki	Leilani Kapinus	Anna Camden	Makenna Marisa	Johnasia Cash
11/18	Bryant	Shay Ciezki	Leilani Kapinus	Anna Camden	Makenna Marisa	Alexa Williamson
11/21	Syracuse	Shay Ciezki	Leilani Kapinus	Makenna Marisa	Alexa Williamson	Johnasia Cash
11/25	vs. Toledo	Shay Ciezki	Leilani Kapinus	Chanaya Pinto	Makenna Marisa	Alexa Williamson
11/26	vs. Fresno St.	Shay Ciezki	Leilani Kapinus	Chanaya Pinto	Anna Camden	Makenna Marisa
11/30	Virginia	Shay Ciezki	Leilani Kapinus	Makenna Marisa	Alexa Williamson	Johnasia Cash
12/3	at Minnesota	Shay Ciezki	Leilani Kapinus	Chanaya Pinto	Makenna Marisa	Johnasia Cash
12/8	No. 4/3 Indiana	Shay Ciezki	Leilani Kapinus	Makenna Marisa	Alli Campbell	Alexa Williamson
12/11	West Virginia	Shay Ciezki	Leilani Kapinus	Chanaya Pinto	Makenna Marisa	Alexa Williamson
12/18	at Drexel	Shay Ciezki	Leilani Kapinus	Chanaya Pinto	Makenna Marisa	Alexa Williamson
12/21	Cornell	Ali Brigham	Shay Ciezki	Leilani Kapinus	Chanaya Pinto	Makenna Marisa
12/30	Rutgers	Ali Brigham	Shay Ciezki	Leilani Kapinus	Chanaya Pinto	Makenna Marisa

Bold = Started every game this season (Kapinus and Marisa)

THE OPPOSITION

Scouting Michigan

- Are 12-2 to start the season and won two of three matchups against conference opponents with victories against Northwestern at home (77-76) and Nebraska on the road (76-59) and a loss at then-No. 3/4 Ohio State (66-57)
- Rank in the nation 12th in field goal percentage (48.0), 22nd in assists per game (17.6), 29th in scoring margin (18.1), 32nd in free throw percentage (76.8), 36th in turnover margin (20.6) and 39th in rebounding margin (8.2).
- Graduate student forward Emily Kiser leads the team in scoring (17.8 points per game), rebounding (7.1 per game) and field goal percentage (57.4) along with averaging 3.1 assists per game.
- Fifth-year guard Leigha Brown has a team-high 5.7 assists per game in addition to 14.8 points per game and 5.1 boards per game.

Against The Wolverines

- Rutgers leads the series, 32-18.
- Michigan has won six-straight with the last Lady Lions' win coming on Feb. 26, 2017, 76-75 at home.

BY THE NUMBERS

	Penn State	Michigan
Scoring Offense	76.4	76.0
Scoring Defense	64.3	57.9
Field Goal Pct.	45.5	48.0
Field Goal Pct. Defense	40.8	37.5
Free Throw Pct.	9.9	76.8
3FG Made Per Game	6.5	5.8
3FG Pct.	35.5	32.5
3FG Pct. Defense	30.3	29.9
Rebounding	37.5	38.0
Rebounding Allowed	33.4	29.8
Assists	16.7	17.6
Turnovers	17.6	17.4
Assist/Turnover Ratio	0.9	1.0
Steals	12.6	9.4
Blocks	2.6	3.1

INSIDE THE SERIES

Overall:	Penn State leads, 32-18	
Current Streak:	L, 6	
Last Penn State Win:	Feb. 26, 2017 at home (76-75)	
Home:	17-6	
Away:	14-9	
Neutral Site:	1-3	
Big Ten Tournament:	1-3	
Last Five Meetings:		
3/1/18	N	L, 48-77
2/10/19	H	L, 62-66
12/31/19	A	L, 48-82
2/27/20	H	L, 66-80
1/13/22	H	L, 57-74

NATIONAL POLLS

AP TOP 25 (Week 8)

Rank	Team	Record	Pts.	Prev.
1.	South Carolina (29)	12-0	700	1
2.	Stanford	13-1	672	2
3	Ohio State	13-0	632	3
4	Indiana	12-0	620	4
5.	Notre Dame	10-1	591	5
6.	NC State	11-1	531	7
7.	Virginia Tech	11-1	508	8
8.	UConn	9-2	499	9
9.	LSU	12-0	442	10
10.	UCLA	12-1	433	11
11.	Utah	12-0	398	12
12	Iowa	10-3	374	13
13.	North Carolina	9-2	373	6
14	Michigan	11-1	342	19
15.	Iowa State	8-2	337	14
16	Maryland	10-3	304	15
17.	Oregon	10-2	260	16
18.	Arizona	10-1	238	18
19.	Gonzaga	12-2	155	22
20.	Oklahoma	10-1	139	23
21.	Creighton	8-3	108	21
22.	Kansas	10-1	94	20
23.	Baylor	9-3	93	24
24.	Arkansas	13-2	90	17
25.	St. John's	12-0	75	25

Others receiving votes: Louisville 19, Duke 18, Villanova 13, **Nebraska 10**, USF 7, Columbia 6, Middle Tennessee 6, Texas 5, Marquette 4, Alabama 4

COACHES POLL (WEEK 8)

Rank	Team	Record	Pts.	Prev.
1.	South Carolina (32)	12-0	800	1
2.	Stanford	13-1	767	2
3.	Indiana	12-0	727	3
4.	Ohio State	13-0	710	4
5.	Notre Dame	10-1	666	5
6.	NC State	11-1	628	6
7.	Virginia Tech	11-1	588	1
8.	UConn	9-2	551	
9.	LSU	2-0	521	
10.	Iowa	10-3	470	
11.	Utah	12-0	466	
12.	North Carolina	9-2	431	
13.	UCLA	12-1	425	
14.	Iowa State	8-2	397	
15.	Arizona	10-1	321	
16.	Oregon	10-2	288	
17.	Maryland	10-3	286	
18.	Oklahoma	10-1	266	
19.	Michigan	11-1	260	
20.	Gonzaga	12-2	161	
21.	Creighton	8-3	125	
22.	Baylor	9-3	119	
23.	Arkansas	13-2	86	
24.	St. John's	12-0	61	
25.	Kansas	10-1	54	

Others receiving votes: Louisville 47, Florida Gulf Coast 29, Duke 29, USF 26, **Virginia 18**, Middle Tennessee 11, Kansas State 11, **Nebraska 10**, Texas 8, Arizona State 8, Florida 7, Villanova 5, Oregon State 5, USC 4, Marquette 3, Florida State 2, Texas Tech 1, South Dakota State 1, **Illinois 1**

MISCELLANEOUS STATISTICS

Games Led Penn State in Scoring*

Marisa.....	8
Kapinus.....	4
Williamson.....	3
Ciezki.....	1

Games Led Penn State in Rebounds*

Cash.....	6
Kapinus.....	3
Pinto.....	3
Marisa.....	2
Ciezki.....	1
Williamson.....	1

Games Led Penn State in Assists*

Marisa.....	8
Ciezki.....	5
Kapinus.....	5
Pinto.....	2
Camden.....	1

Games Double-Figure Scoring

Marisa.....	12
Kapinus.....	10
Ciezki.....	8
Williamson.....	5
Pinto.....	3
Thompson.....	3
Brigham.....	1
Campbell.....	1

Games With 20 or more Points

Marisa.....	6
Kapinus.....	1
Williamson.....	1

Games With 30 or more Points

Marisa.....	2
-------------	---

Games With 10 or more Rebounds

Cash.....	4
Marisa.....	1

Games With 5 or more Assists

Marisa.....	6
Kapinus.....	3
Ciezki.....	2
Pinto.....	1

Games With 10 or more Assists

Marisa.....	1
-------------	---

Games With 5 or more Steals

Kapinus.....	4
Campbell.....	1
Marisa.....	1
Pinto.....	1
Thompson.....	1

Double-Doubles

Marisa.....	2
-------------	---

Triple-Doubles

* - includes tied for the team lead

PENN STATE WHEN...

Played at home	8-2
Played on the road	0-2
Played at a neutral location	2-0
vs. Top 10 teams	0-1
vs. Top 25 teams	0-1
Games decided by 3 points or less	1-1
Games decided by 4-10 points	1-2
Games decided by 11-19 points	5-0
Games decided by 20 points or more	3-1
Led at the half	9-1
Trailed at the half	1-3
Was tied at the half	0-0
Went to overtime	0-0
Went to double overtime	0-0
Scored 90 or more points	2-1
Scored 80-89 points	1-1
Scored 70-79 points	3-0
Scored 60-69 points	4-1
Scored 50-59 points	0-1
Scored fewer than 50 points	0-0
Allowed 90 or more points	0-1
Allowed 80-89	0-2
Allowed 70-79	1-0
Allowed 60-69	3-1
Allowed 50-59	3-0
Allowed fewer than 50 points	3-0
Shot 50% or more	2-1
Shot 40-49%	7-2
Shot 30-39%	1-1
Shot under 30%	0-0
Allowed 50% or more	1-2
Allowed 40-49%	2-2
Allowed 30-39%	4-0
Allowed under 30%	3-0
Shot better from the field	7-1
Shot same/worse from the field	3-3
Shot better from the FT line	7-0
Shot same/worse from the FT line	3-4
Outrebounded opponents	8-1
Was outrebounded	2-3
Tied opponent in rebounding	0-0
Committed fewer turnovers	9-3
Committed more turnovers	1-1
Turnovers are even	0-0
Committed 15 or more turnovers	7-2
Committed 14 or less turnovers	3-1
Records 7 or more steals	10-4
Records 6 or less steals	0-0
PSU wins the tip	9-3
Opponent wins the tip	1-1

LADY LIONS...

By Time		
Day Game (before 5 p.m. local)	4-1	
Night Game	6-3	
By Month		
November	7-1	
December	3-3	
By Day		
Sunday	1-1	
Monday	1-0	
Tuesday	1-0	
Wednesday	2-1	
Thursday	0-1	
Friday	4-0	
Saturday	1-1	
Vs. The Conferences		
ACC	1-1	
America East	1-0	
Big 12	1-0	
CAA	0-1	
Horizon League	1-0	
Ivy League	1-0	
MAAC	1-0	
MAC	1-0	
MEAC	1-0	
MWC	1-0	

BIG TEN STANDINGS

(as of 1/1/22)

	Big Ten		Overall	
	W-L	Pct.	W-L	Pct.
Ohio State	4-0	1.000	15-0	1.000
Indiana	3-1	.750	13-1	.929
Illinois	3-1	.750	13-2	.867
Iowa	3-1	.750	11-4	.733
Michigan	2-1	.667	12-2	.857
Maryland	2-1	.667	11-3	.786
Purdue	2-2	.500	11-3	.786
Nebraska	2-2	.500	10-5	.667
Penn State	1-2	.333	10-4	.714
Michigan St.	1-2	.333	9-5	.643
Minnesota	1-2	.333	8-6	.571
Northwestern	0-2	.000	6-6	.500
Rutgers	0-3	.000	6-9	.400
Wisconsin	0-4	.000	4-11	.267



This Week Around the BIG

Monday, 1/2

Maryland at Rutgers 2 pm
Michigan State at Northwestern 8 pm

Tuesday, 1/3

Penn State at Michigan 1 pm
-------------------------------	-------------------

Thursday, 1/5

Ohio State at Minnesota 8 pm
Northwestern at Illinois 9 pm

Saturday, 1/7

Michigan State at Maryland 1 pm
Nebraska at Rutgers 2 pm
Purdue at Penn State 2 pm
Iowa at Michigan 4:30 pm

Tuesday, 1/10

Michigan at Purdue 6:30 pm
--------------------	---------------

BIG Media Services

Big Ten Weekly Release/Statistics

The Big Ten Conference women's basketball release, with standings and statistics, is available at www.bigten.org.

Big Ten Player of the Week

The Big Ten Conference announced Players of the Week every Monday during the regular season.

Big Ten Tournament

The 2022 Big Ten Women's Basketball Tournament is scheduled for March 1-5 at Target Center in Minneapolis, Minn. For media credential information, contact the Big Ten Conference office at (847) 696-1010 ext. 146.

THE LAST TIME...

SCORING

Player scored 20 points: Makenna Marisa (32); Rutgers, 12/30/22
 Player scored 25 points: Makenna Marisa (32); Rutgers, 12/30/22
 Player scored 30 points: Makenna Marisa (32); Rutgers, 12/30/22
 Player scored 35 points: Kamaria McDaniel (35); at Purdue, 1/26/20
 Player scored 40 points: Kamaria McDaniel (40); Pittsburgh, 12/5/19
 Two players w/ 20 points: Makenna Marisa (21) and Leilani Kapinus (21); Youngstown State, 11/15/22
 Three players w/ 20 points: Ali Brigham (23), Niya Beverley (20), Makenna Marisa (20); Rider, 11/11/21
 Two players w/ 25 points: Kamaria McDaniel (27) & Siyeh Frazier (25); at Michigan State, 3/1/20
 Player scored 25 points/3 consecutive games: Makenna Marisa 27, Nebraska, 2/3/22; 25, Northwestern, 2/6/22; 31, at Purdue, 2/9/22

Five in double figures: Delaware State, 11/16/21
 Makenna Marisa (30), Niya Beverley (17), Tova Sabel (17), Anna Camden (14), Shay Hagans (12)
 Six in double figures: at Oakland, 11/18/10
 Alex Bentley (15), Ariel Edwards(16), Zhaque Gray (16), Maggie Lucas (13), Mia Nickson (10), Gizelle Studevent (10), Julia Trogele(10)

Seven in double figures: at Oakland, 11/18/10
 Alex Bentley (15), Ariel Edwards (16), Zhaque Gray (16), Maggie Lucas (13), Mia Nickson (10), Gizelle Studevent (10), Julia Trogele(10)

PSU scored 30 points in a quarter: 33 (1st); Rutgers, 12/30/22
 PSU scored 50 points in a half: 53 (2nd); Rutgers, 12/30/22
 PSU scored 55 points in a half: 55 (2nd); Minnesota, 2/27/22
 PSU scored 60 points in a half: 64 (2nd); Delaware State, 11/16/21
 PSU scored 50 points in both halves: 56 (1st)/64 (2nd); Delaware State, 11/16/21
 PSU scored 55 points in both halves: 56 (1st)/64 (2nd); Delaware State, 11/16/21
 PSU scored fewer than 20 points in a half: 19 (2nd); at Indiana, 12/6/21
 PSU scored fewer than 15 points in a half: 11 (1st & 2nd); at Rutgers, 3/2/22
 PSU scored 90 points: 90; Rutgers, 12/30/22
 PSU scored 90 points: in Big Ten game 90; Rutgers, 12/30/22
 PSU scored 100 points: 120; Delaware State, 11/16/21
 PSU scored 100 points in Big Ten game: 101; Illinois, 2/15/01
 PSU scored 100 points in a home game: 120; Delaware State, 11/16/21
 PSU scored fewer than 50 points in a game: 40; at Indiana, 12/6/21
 PSU scored fewer than 50 points in a Big Ten game: 39; at Rutgers, 2/6/20
 PSU scored fewer than 40 points in a game: 39; at Rutgers, 2/6/20

OPP scored 50 points in a half: 56 (2nd); Minnesota, 2/27/22
 OPP scored 100 points: 107; Iowa, 1/25/22
 OPP scored 100 points in Big Ten game: 107; Iowa, 1/25/22
 OPP scored fewer than 50 points in a game: 49; Cornell, 12/21/22
 OPP scored fewer than 50 points in a Big Ten game: 48; Rutgers, 12/9/21
 OPP scored 40 or fewer points in a game: 33; Bryant, 11/18/22
 OPP scored 30 or fewer points in a game: 28; Virginia Tech, 12/6/11
 OPP scored 20 or fewer points in a game: 16; at Fairleigh Dickinson, 3/6/71

FIELD GOAL SHOOTING

Player made every shot from the field (min. 7): Amanda Brown (8-8); Michigan State, 1/25/07
 PSU shot 50% or better in a game: .500; Cornell, 12/21/22
 PSU shot 55% or better in a game: .592; Maryland, 1/30/22
 PSU shot 50% or better in consecutive games: .562 vs. Delaware State, 11/16/21 & .532 vs. Rider, 11/11/21
 PSU shot 55% or better in consecutive games: .682; vs. Northwestern, 3/2/96 & .585; vs. Ohio State, 3/3/96
 PSU shot 60% in a game: .611; Illinois, 2/20/13
 PSU shot below 30% in a game: .292; #24 Cal, 11/11/18
 PSU shot below 25% in a game: .237; at Rutgers, 3/2/22
 PSU shot below 35% in a game and won: .333; at Towson, 11/5/19
 PSU shot below 30% in a game and won: .288; Wake Forest, 11/30/17
 PSU shot 70% in a half: .714 (2nd); Virginia Tech, 12/6/11
 PSU shot 65% in a half: .654 (2nd); Maryland, 1/30/22
 PSU shot 60% in a half: .654 (2nd); Maryland, 1/30/22
 PSU shot 55% in a half: .571 (1st); Cornell, 12/21/22
 PSU shot 55% in both halves: .556 (1st) & .576 (2nd); Saint Francis, 11/30/20
 PSU shot below 25% in a half: .217 (1st); Rutgers, 2/28/21
 PSU shot below 20% in a half: .186 (2nd); at Rutgers, 3/2/22

THREE-POINT SHOOTING

Player made every shot from the field (min. 4): Anna Camden (4-4); Fordham, 11/13/19
 Player made 5 three-pointers in a game: Makanna Marisa (7); at Drexel (OT), 12/18/22
 Player made 6 three-pointers in a game: Makanna Marisa (7); at Drexel (OT), 12/18/22
 Player made 7 three-pointers in a game: Makanna Marisa (7); at Drexel (OT), 12/18/22
 Player made 8 three-pointers in a game: Maggie Lucas (8); at Nebraska, 3/3/13
 Player made 4 three-pointers in a half: Makenna Marisa (4, 1st); Rutgers, 12/30/22
 Player made 5 three-pointers in a half: Maddie Burke (5, 1st); at Iowa, 2/18/21
 Player made 6 three-pointers in a half: Jaida Travascio-Green (6, 2nd); Drexel, 11/12/17
 Player attempted 10 three-pointers in a game: Makenna Marisa (10); at Drexel (OT), 12/18/22

PSU made 10 three-pointers: 12; at Drexel (OT), 12/18/22
 PSU did not make a three-pointer: at Maryland (0-5), 2/23/15
 PSU attempted 20 three-pointers: 22; Rutgers, 12/30/22
 PSU attempted 25 three-pointers: 25; Norfolk State, 11/9/22
 PSU attempted 30 three-pointers: 30; Nebraska, 2/17/22
 PSU shot 60% 3FG (min. 5 att.): .636 (7-11); at Northwestern, 2/17/16

FREE THROW SHOOTING

Player made every shot from FT line (min. 10): Makenna Marisa (10-10); at Northwestern, 1/20/22
 PSU shot 100% (min. 10 att.): 1.000 (14-14); at Northwestern, 1/20/22
 PSU shot below 50% (min. 10 att.): .462 (6-13); at Rutgers, 3/2/21
 PSU made 30 free throws: 37; Saint Francis, 11/8/13
 PSU made fewer than five FTs: 0; at Indiana, 12/6/21
 PSU attempted 40 free throws: 40; Pittsburgh, 12/5/19
 PSU attempted fewer than five FTs: 0; at Indiana, 12/6/21

REBOUNDS

Player had 15 rebounds: Johnasia Cash (19); Nebraska, 2/4/21
 Player had 20 rebounds: Nikki Greene (20); at Cal State Northridge, 11/24/12
 Two players w/ 10-plus rebounds: at Syracuse, 12/6/20; Makenna Marisa (11) & Johnasia Cash (10)
 Three players w/ 10-plus rebounds: Northwestern, 12/31/15; Candice Agee (13), Peyton Whitted (13), Kaliyah Mitchell (11)
 PSU had 60 rebounds: 62; Northwestern, 12/31/15
 PSU had 50 rebounds: 55; Bryant, 11/18/22
 PSU had 20 or fewer rebounds: 18; Michigan State, 1/27/22
 PSU had 25 offensive rebounds: 25; at Iowa, 2/18/21
 PSU had 20 offensive rebounds: 22; Bryant, 11/18/22
 OPP had 20 or fewer rebounds: 19; Bryant, 11/18/22

BLOCKED SHOTS

Player blocked 5 shots: Anna Camden (7); at Michigan State, 2/21/22
 Player blocked 6 shots: Anna Camden (7); at Michigan State, 2/21/22
 Player blocked 7 shots: Anna Camden (7); at Michigan State, 2/21/22
 PSU blocked 10 or more shots: 10, vs. Youngstown State, 12/13/21
 PSU blocked 0 shots: No. 4/3 Indiana, 12/9/22

ASSISTS

Player had 10 assists: Makenna Marisa (10); Fairfield, 11/11/22
 Player had 15 assists: Alex Bentley (15); North Carolina, 11/30/11
 Player had 10 assists/consecutive games: Helen Darling at LaSalle, 12/8/99 (12), vs. Auburn, 12/11/99 (11), vs. Clemson, 12/19/99 (10)
 PSU had 20 assists: 20; at Boston College, 12/2/21
 PSU had 25 assists: 37; Delaware State, 11/16/21
 PSU had 30 assists: 37; Delaware State, 11/16/21
 PSU had fewer than 10 assists: 8; at Rutgers, 3/2/22
 PSU had fewer than 5 assists: 4; at St. Bonaventure, 12/12/15

STEALS

Player had 7 steals: Leilani Kapinus (9); Fairfield, 11/11/22
 Player had 10 steals: Makenna Marisa (10); Delaware State, 11/16/21
 PSU had 20 steals: 22; vs. Fresno State, 11/26/22

TURNOVERS

PSU committed 20 or more: 23; at Drexel (OT), 12/18/22
 PSU committed 30 or more: 38; Rutgers, 1/10/15
 PSU committed 20 or more and won: 25; Cornell, 12/21/22
 PSU committed 10 or fewer: 10; Rutgers, 12/30/22
 PSU committed 5 or fewer: 3; Wisconsin, 2/7/21
 PSU committed 10 or fewer in consecutive games: at Illinois (10), 1/28/21; at Purdue (9), 1/31/21, Nebraska (9), 2/4/21, Wisconsin (3), 2/7/21
 PSU committed 10 or fewer in three-straight games: at Illinois (10), 1/28/21; at Purdue (9), 1/31/21, Nebraska (9), 2/4/21, Wisconsin (3), 2/7/21
 PSU committed 10 or fewer in four-straight games: at Illinois (10), 1/28/21; at Purdue (9), 1/31/21, Nebraska (9), 2/4/21, Wisconsin (3), 2/7/21
 OPP committed 25 or more: 31; Rutgers, 12/30/22

GAME 15 | PENN STATE AT #14/19 MICHIGAN | JANUARY 3, 2023 | CRISLER CENTER

THE LAST TIME...

DOUBLE-DOUBLES

Points & rebounds:	Makenna Marisa (24 p, 11 r); Norfolk State, 11/9/22
Points & rebounds/consecutive games:	Johnasia Cash Minnesota 1/25/21 (22 p, 15 r); at Illinois, 1/28/21 (14 p, 10 r); at Purdue, 1/31/21 (28 p, 12 r); Nebraska, 2/4/21 (27 p, 19 r)
Points & rebounds/3 consecutive games:	Johnasia Cash Minnesota 1/25/21 (22 p, 15 r); at Illinois, 1/28/21 (14 p, 10 r); at Purdue, 1/31/21 (28 p, 12 r); Nebraska, 2/4/21 (27 p, 19 r)
Points & rebounds/4 consecutive games:	Johnasia Cash Minnesota 1/25/21 (22 p, 15 r); at Illinois, 1/28/21 (14 p, 10 r); at Purdue, 1/31/21 (28 p, 12 r); Nebraska, 2/4/21 (27 p, 19 r)
Points & rebounds/5 consecutive games:	Angie Potthoff vs. Northwestern, 1/31/97; at Illinois, 2/2/97; Michigan, 2/7/97; Indiana, 2/9/97; Iowa, 2/16/97; Michigan State, 2/21/97
Points & assists:	Makenna Marisa (14 p, 10 a); Fairfield, 11/11/22
Points & assists/consecutive games:	Helen Darling at La Salle, 12/8/99 (12 p, 12 a), vs. Auburn, 12/11/99 (10 p, 11 a)
Points & Steals:	Makenna Marisa (30 p, 11 a, 10 s); Delaware State, 11/16/21
Two players had double-doubles:	Coppin State, 11/25/20 Anna Camden (13 p, 10 r) & Kelly Jekot (11 p, 11 r) Ohio State, 2/20/12
Three players had double-doubles:	Nikki Greene (25 p, 15 r), Mia Nickson (18 p, 15 r), Maggie Lucas (12 p, 10 r)
15 points & 15 rebounds:	Johnasia Cash (22 p, 16 r); Minnesota, 1/25/21
20 points and 10 rebounds:	Leilani Kapinus (23 p, 12 r); at Rutgers, 2/13/21
Triple-Double:	Makenna Marisa (30 p, 11 a, 10 s); Delaware State, 11/16/21
Triple-Double with Steals:	Makenna Marisa (30 p, 11 a, 10 s); Delaware State, 11/16/21
Triple-Double with 30+ points:	Makenna Marisa (30 p, 11 a, 10 s); Delaware State, 11/16/21

MARGIN OF VICTORY

PSU won by 20-30 points:	Fairfield (28), 11/11/22
PSU won by 31-40 points:	Cornell (31), 12/21/22
PSU won by 41-50 points:	Delaware State (69), 11/16/21
PSU won by 51+ points:	Bryant (63), 11/18/22
PSU won by 20-29 points in a Big Ten game:	Wisconsin (24), 2/7/21
PSU won by 30-39 points in a Big Ten game:	Wisconsin (30), 1/16/17
PSU won by 40+ points in a Big Ten game:	Wisconsin (44), 1/17/13
PSU won consecutive Big Ten games by 20+ pts.:	Wisconsin (44), 1/17/13; Nebraska (22), 1/13/13; at Michigan State (21), 1/6/13
PSU lost by 20-29 points:	Virginia (21), 11/30/22
PSU lost by 30+ points:	at Indiana (30), 12/6/21
PSU lost by 20-29 points in a Big Ten game:	at Ohio State (23), 2/24/22
PSU lost by 30+ points in a Big Ten game:	at Indiana (30), 12/6/21

MISCELLANEOUS

Led PSU in points/rebounds/assists:	Makenna Marisa (24 p, 11 r, 4 a); Norfolk State, 11/9/22
Scored game-winning points w/ less than 10 seconds:	Makenna Marisa; Rhode Island, 12/3/20 Down 69-68; Hit layup at the buzzer
Hit game-winning field goal w/ less than 10 seconds:	Makenna Marisa; Rhode Island, 12/3/20 Down 69-68; Hit layup at the buzzer
Player played every minute:	Makenna Marisa (40); at Northwestern, 1/20/22
Player played more than 40 minutes:	Makenna Marisa (49) & Shay Ciezki (43); at Drexel (OT), 12/18/22
Player scored 20+ points in a half:	Makenna Marisa (20); Minnesota, 2/27/22
Committed 10 or fewer fouls:	Maryland (9), 1/30/22
Committed 30 or more fouls:	at Indiana (33), 12/31/18
PSU rallied from a 10-pt. deficit to win:	Syracuse, 11/21/22 Down 21 at 6:50 in 3rd quarter -- won 82-69
PSU rallied from a 15-pt. deficit to win:	Syracuse, 11/21/22 Down 21 at 6:50 in 3rd quarter -- won 82-69
OPP rallied from a 10-pt. deficit to beat PSU:	at Minnesota (2OT), 12/3/22
PSU led by 10 at 9:10 in 4th quarter -- Minnesota won, 98-96	
OPP rallied from a 15-pt. deficit to beat PSU:	George Mason, 11/24/19
PSU had a 5-game winning streak:	11/9/22 - 11/26/22 (Seven Games)
PSU had a 10-game winning streak:	12/9/12 - 1/27/13 (11 Games)
PSU had a 5-game losing streak:	1/23/22 - 2/13/22 (8 Games)
PSU went undefeated at home:	14-0; 2012-13 season
PSU sold out the BJC:	Purdue, 2/29/04

OVERTIME

PSU played an OT game:	at Drexel (OT), 12/18/22
PSU won an OT game:	vs. Holy Cross (W, 86-82), 11/13/15
PSU lost an OT game:	at Drexel (OT), 12/18/22
PSU played multiple OT's:	at Minnesota (2OT), 12/3/22
PSU played two or more OT games in a season:	2022-23 season (0-2)
PSU won two or more OT games in a season:	2010-11 season (2-1)

RANKINGS

Played the No. 1 team in the AP poll:	Connecticut (L, 71-52), 11/17/13
Played the No. 1 team in the Coaches poll:	Connecticut (L, 71-52), 11/17/13
Defeated the No. 1 team in the AP poll:	at Virginia (73-71), 1/3/91
Defeated Top 10 opponent:	#8/11 Ohio State (84-66), 2/20/12
Defeated Top 10 opponent on the road:	at #7 Purdue (47-42), 1/2/04
Defeated Top 10 opponent by double digits:	#8/11 Ohio State (84-66), 2/20/12
Played consecutive Top 10 teams:	at #2/3 Texas 11/14/04, at #6/6 Duke 11/19/04
Defeated Top 25 opponent:	#25/21 Rutgers (70-67), 1/18/18
Defeated Top 25 opponent on the road:	at #15/17 Michigan State (65-61), 2/11/16
Defeated Top 25 opponent by double digits:	#13/13 Tennessee (70-56), 11/20/1



2022-23 Penn State Women's Basketball Roster

No.	Name	Class	Pos.	Ht.	Hometown	High School (Previous School)
0	Ivane Tensaie	So.	G	5-7	Roseville, Minn.	Concordia Academy (North Dakota School of Science)
1	Ali Brigham	Jr.	F	6-4	Franklin, Mass.	Franklin
2	Aicha Dia	Fr.	F	6-1	Montreal, Quebec, Canada	Dawson College
3	Ymke Brouwer	R-Fr.	G	6-0	Zurich, Switzerland	United School of Sports
4	Shay Ciezki	Fr.	G	5-7	Lancaster, N.Y.	St. Mary's
5	Leilani Kapinus	R-So.	G	5-10	Madison, Wis.	James Madison Memorial
10	Chanaya Pinto	Sr.	F	6-1	Maputo, Mozambique	Escola Secundaria De Carcavelos (Oregon/Northwest Florida State College)
11	Anna Camden	Sr.	F	6-3	Downingtown, Pa.	The Shipley School
12	Kayla Thomas	So.	F	6-3	Beltsville, Md.	Emerge Christian Academy
20	Makenna Marisa	Sr.	G	5-11	McMurray, Pa.	Peters Township
22	Alli Campbell	R-So.	G	6-0	Altoona, Pa.	Bellwood-Antis (Notre Dame)
23	Taniyah Thompson	Sr.	G	5-11	Hamden, Conn.	Hamden (East Carolina)
24	Alexa Williamson	Gr.	F	6-2	Houston, Pa.	Chartiers-Houston (Temple)
33	Johnasia Cash	Gr.	F	6-3	McKeesport, Pa.	McKeesport (SMU)

Head Coach: Carolyn Kieger (Marquette '06), 4th season

Assistant Coaches: Terri Williams (Penn State '91), Sharnee Zoll-Norman (Virginia '08), Maggie Lucas (Penn State '14), 1st season

Director of Basketball Operations: Pam Brown (Charlotte '06), 4th season

Chief of Staff: MaryLynne Schaefer (Hartford '09), 4th season

Director of Video and Analytics: Eric Gracia (Texas-Pan American, '13), 2nd season

Director of Player Development: Natisha Heideman (Marquette '19), 1st season

Graduate Assistants: Amari Boyd (Penn State '19), 2nd season, Courtney Roman (Penn State '22), 1st season

Athletic Trainer: Claire Peters (Northern Arizona '11), 2nd season

Performance Enhancement Coach: Rhian Davis (Florida '08), 4th season

PRONUNCIATIONS

Ymke Brouwer
Johnasia Cash
Shay Ciezki
Aicha Dia
Leilani Kapinus
Makenna Marisa
Chanaya Pinto
Taniyah Thompson

em-kay
 John-asia
 Shay Ches-kee
 Eye-sha Dee-uh
 Lay-lon-ee
 ma-REE-suh
 Sha-Ni-Uh Pin-tu
 Tah-ni-uh Thompson

Coaches
 Carolyn **Kieger**

KEY-grr

GAME 15 | PENN STATE AT #14/19 MICHIGAN | JANUARY 3, 2023 | CRISLER CENTER




0 | IVANE TENSAIE

G | So. | 5-7
Roseville, Minn.



1 | ALI BRIGHAM

F | Jr. | 6-4
Franklin, Mass.



2 | AICHA DIA

F | Fr. | 6-1
Montreal, Quebec, Canada



3 | YMKE BROUWER

F | R-Fr. | 6-0
Zurich, Switzerland



4 | SHAY CIEZKI

G | Fr. | 5-7
Lancaster, N.Y.



5 | LEILANI KAPINUS

G | R-So. | 5-10
Madison, Wis.



10 | CHANAYA PINTO

G | Sr. | 6-1
Maputo, Mozambique



11 | ANNA CAMDEN

F | Sr. | 6-3
Downingtown, Pa.



12 | KAYLA THOMAS

F | So. | 6-3
Beltsville, Md.



20 | MAKENNA MARISA

G | Sr. | 5-11
McMurray, Pa.



22 | ALLI CAMPBELL

G | R-So. | 5-11
Altoona, Pa.



23 | TANIYAH THOMPSON

G | Sr. | 5-11
Hamden, Conn.



24 | ALEXA WILLIAMSON

F | Gr. | 6-2
Houston, Pa.



33 | JOHNASIA CASH

F | Gr. | 6-3
McKeesport, Pa.



CAROLYN KIEGER

Head Coach
Fourth Season
Marquette '06



TERRI WILLIAMS

Assistant Coach
First Season
Penn State '91



SHARNEE ZOLL-NORMAN

Assistant Coach
First Season
Virginia '08



MAGGIE LUCAS

Assistant Coach
Third Season
Penn State '14

HEAD COACH CAROLYN KIEGER

Fourth Season • Marquette '06

Overall Career Record: 134-126

Penn State Record: 35-61

Carolyn Kieger (pronounced KEY-grr) enters her fourth season at the helm of the Lady Lions for the 2022-23 season. Former Penn State and Vice President of Athletics Sandy Barbour announced the selection of Kieger as the sixth head coach of the women's basketball program on April 3, 2019.

In her first three seasons, the win total has improved every year – seven in 2019-20, nine in 2020-21, to 11 in 2021-22.

Under Kieger's guidance in the 2021-22 season, Penn State led the Big Ten in steals with 269 and improved in five other statistical categories, including field goal percentage, free throw percentage, field goal percentage defense, blocks per game and steals per game.

Kieger also helped coach Makenna Marisa to her first consensus first-team All-Big Ten selection. Marisa became the 40th Lady Lion to pass the 1,000-point career mark after averaging 22.2 points per game, eighth in the nation. Along with Marisa, Leilani Kapinus was named to the conference All-Freshman team after finishing first in steals, second in rebounds per game and blocks, and third in points per game.

In Kieger's second season in Happy Valley, she mentored three Nittany Lions to All-Big Ten honors. Freshman Maddie Burke was the consensus pick for the Big Ten Sixth Player of the Year and the All-Freshman team by the coaches and media. Burke was a unanimous selection All-Freshman team by the coaches and was Penn State's first selection to the All-Freshman Team since 2016.

Burke became the second Penn State player to earn Big Ten Sixth Player of the Year honors in program history. Along with Burke, Johnasia Cash earned Second Team All-Big Ten honors by the media and Honorable Mention All-Big Ten honors by the conference coaches. Makenna Marisa earned Honorable Mention All-Big Ten honors by the coaches and media.

Under Kieger's direction, the Lady Lions improved in nearly every offensive category from year one to year two. The youngest team in the Big Ten and ninth-youngest in the country in 2020-21, the Lady Lions increased their offensive output in points per game, assists per game, three-point field goal percentage, three-point field goals made per game and field goal percentage.

The Lady Lions battled 10 ranked teams, the most among Big Ten teams, during the 2020-21 season. Kieger led the Lady Lions to its first win over an AP ranked Top-15 team since 2016 with a 69-67 victory over No. 15 Ohio State on February 24.

In her first season leading the Lady Lions, Kieger coached Kamaria McDaniel to a First Team All-Big Ten selection as the conference's second-leading scorer with an average of 19.8 points per game, also a top-15 mark in the nation (13). She also developed an aggressive up-tempo offense whose speed got the Lady Lions to the charity stripe 553 times during the 2019-20 season.

Kieger, a 2006 Marquette graduate, came to Happy Valley after five years at the helm of her alma mater, posting a 99-64 overall record. During the past three seasons, Kieger led the Golden Eagles to sparkling 76-26 mark (43-11 in Big East), which included a pair of Big East regular-season championships and a Big East Tournament Championship. Marquette made three consecutive NCAA Tournament appearances for the first time in 20 years, advancing to the round of 32 the past two seasons.

Widely regarded as one of the nation's brightest and rising coaching stars, Kieger's first



Marquette team in 2014-15 won nine games. She proceeded to lead the Golden Eagles to 14, 25, 24 and a program-record 27 victories over the next four seasons.

Kieger was named a semifinalist for the 2019 Naismith Women's Coach of the Year Award after leading the Golden Eagles to one of the best seasons in program history in 2018-19. Marquette captured its second consecutive, but first-ever outright Big East regular-season title and posted a school-best 27-8 record. The Golden Eagles were ranked in every Associated Press poll of the season for the first time in school history.

Marquette earned its third-straight NCAA Tournament berth in 2018-19, advancing to the second round for the second consecutive year. The Golden Eagles garnered a No. 5 seed and defeated Rice before dropping a two-point decision at No. 4 seed Texas A&M in the second round. The three consecutive NCAA Tournament appearances were Marquette's first since a three-year run from 1997-99.

Kieger mentored Allazia Blockton and Natisha Hiedeman to become Marquette's first Big East Players of the Year in 2017-18 and 2018-19, respectively. Kieger coached nine All-Big East selections in the last three seasons.

The 2017-18 campaign was another banner year as Kieger was named Big East Co-Coach of the Year after guiding the Golden Eagles to a program-record 15-3 conference mark and their first Big East regular season title. Kieger earned her first NCAA Tournament coaching victory with a first-round win over Dayton before falling at No. 1 seed Louisville.

Kieger coached Marquette to new heights in 2016-17 as the Golden Eagles won the Big East Tournament title for the first time in program history, while also earning a program-best No. 5 seed in the NCAA Tournament. She directed MU to the Big Dance for the first time since 2011. Kieger led Marquette to a 25-8 record in 2016-17, finishing with a 6-0 mark against teams ranked in the Top 25.

In her second year at the helm of the Golden Eagles, Kieger had the youngest program in NCAA Division I with eight freshmen on the roster in 2015-16, as MU improved its win total by five games. She made her collegiate head coaching debut on Nov. 15, 2014 against Green Bay and earned her first career victory on Nov. 17, 2014 when Marquette defeated Loyola-Chicago.

Prior to being named head coach at her alma mater, Kieger spent six seasons as an assistant coach at the University of Miami from 2008-14. Following graduation, she was at Miami as the coordinator of basketball operations (2006-07) and then served as director of operations at Marquette in 2007-08.

Kieger returned to Miami as an assistant coach in 2008-09 and was primarily responsible for guard development with the Hurricanes. She helped advance the skills of Miami guard Shenise Johnson, who earned All-America and ACC Player of the Year honors in 2010-11, while the squad was crowned ACC regular-season champions. She also helped guard Riquna Williams earn All-ACC first team accolades and finish as the ACC scoring leader with 21.7 points per game. Miami made three NCAA Tournament appearances and two in the WNIT during Kieger's last five seasons with the Hurricanes.

Kieger was a four-year starter at Marquette, a three-year captain and is MU's all-time assists leader. She is the only player in program history with at least 1,200 career points, 400 career rebounds and 600 assists. Kieger averaged 10.3 points per game during her career and was a second-team All-Big East selection in 2005-06, as well as, a second-team All-Conference USA selection for the 2003-04 and 2004-05 seasons.

During her senior campaign, Kieger was a finalist for the Nancy Lieberman Award, presented to the nation's top point guard. In addition to her athletic accomplishments, Kieger received the Big East Conference's Sportsmanship award as a senior.

A native of Roseville, Minnesota, Kieger graduated Cum Laude from Marquette with a bachelor's degree in broadcasting and electronic communications in 2006. She received the McCahill Award in 2007, presented to a graduated MU senior student-athlete who demonstrated the highest performance in scholarship, leadership and athletics.

THE KIEGER FILE

BORN: Roseville, Minn.

UNDERGRADUATE: Marquette, 2006 - Bachelor's degree in broadcasting and electronic communications

PLAYING CAREER: Marquette's all-time assists leader. Only player in Marquette history with at least 1,200 career points, 400 career rebounds and 600 assists. Three-time All-Conference pick who averaged 10.3 points per game over her career.

NAMED PENN STATE HEAD COACH: April 3, 2019

COACHING CAREER:

Penn State, 2019-present - Head Coach

Marquette, 2014-19 - Head Coach

Miami, 2008-14 - Assistant Coach

Marquette, 2007-08 - Director of Operations

Miami, 2006-07 - Coordinator of Basketball Operations

HEAD COACHING CAREER RECORD:

Year	School	Record	Postseason
2014-15	Marquette	9-23	--
2015-16	Marquette	14-16	--
2016-17	Marquette	25-8	NCAA First Round
2017-18	Marquette	24-10	NCAA Second Round
2018-19	Marquette	27-8	NCAA Second Round
2019-20	Penn State	7-23	--
2020-21	Penn State	9-15	--
2021-22	Penn State	11-18	--
2022-23	Penn State	9-4	--
Totals	Overall: 135-125		Penn State: 36-60

MILESTONE WINS

First career win as head coach: Nov. 17, 2014 - Marquette's 86-71 win over Loyola Chicago

First win at Penn State: Nov. 5, 2019 - 73-67 at Towson


100th career head coaching victory: Nov. 5, 2019 - 73-67 at Towson

First Big Ten win: Jan. 9, 2020 - 86-73 over Michigan State

First win vs. Top 25 opponent at Penn State: Feb. 24, 2021 - 69-67 win vs. #15 Ohio State

O Ivane Tensaie

G • 5-7 • So.
 Roseville, Minn. • Concordia Academy
 North Dakota State School of Science
 Major: Liberal Arts



2022-23 GAME-BY-GAME STATS

Opponent	Date	GS	MIN	Total		3-Pointers		Free throws		Rebounds				PF	A	TO	BLK	STL	PTS	AVG
				FG-FGA	PCT	3FG-3FGA	PCT	FT-FTA	PCT	OFF	DEF	TOT	AVG							
Fairfield	11/11/2022		01:21	0-0	.000	0-0	.000	0-0	.000	0	0	0	0.0	0	0	0	0	0	0	0.0
Bryant	11/18/2022		05:36	1-3	.333	1-2	.500	0-0	.000	0	0	0	0.0	0	0	0	0	0	3	1.5
vs Fresno St.	11/26/2022		03:18	1-2	.500	0-0	.000	0-0	.000	0	0	0	0.0	0	0	0	0	0	2	1.7
Virginia	11/30/2022		01:41	0-0	.000	0-0	.000	0-0	.000	0	0	0	0.0	0	0	0	0	0	0	1.3
Cornell	12/21/2022		04:16	0-1	.000	0-0	.000	0-0	.000	0	0	0	0.0	0	0	0	0	0	0	1.0
Rutgers	12/30/2022		03:55	0-0	.000	0-0	.000	2-2	1.000	0	1	1	0.2	0	0	0	0	0	2	1.2
Totals		0	20:07	2-6	.333	1-2	.500	2-2	1.000	0	1	1	0.2	0	0	0	0	0	7	1.2

Player Averages

Games Played	Minutes/game	Points/game	FG Pct	3FG Pct	FT Pct	Rebounds/game	Assists/game	Turnovers/game	Assist/Turnover ratio	Steals/game	Blocks/game
6	3.4	1.2	33.3	50.0	100.0	0.2	0.0	0.0	0.0	0.0	0.0

SEASON/CAREER HIGHS

Points	
Season	6, Cornell (12/21/22)
Career	6, Cornell (12/21/22)
Big Ten	2, Rutgers (12/30/22)
Rebounds	
Season	2, Bryant (11/18/22)
Career	2, Bryant (11/18/22)
Big Ten	1, Rutgers (12/30/22)
Assists	
Season	1, Bryant (11/18/22)
Career	1, Bryant (11/18/22)
Big Ten	-
Steals	
Season	1, 2x
Career	1, 2x
Big Ten	-
Blocks	
Season	-
Career	-
Big Ten	-
Field Goals Made	
Season	3, Cornell (12/21/22)
Career	3, Cornell (12/21/22)
Big Ten	-
3-Point Field Goals Made	
Season	-
Career	-
Big Ten	-
Free Throws Made	
Season	2, Rutgers (12/30/22)
Career	2, Rutgers (12/30/22)
Big Ten	2, Rutgers (12/30/22)
Minutes	
Season	11, Cornell (12/21/22)
Career	11, Cornell (12/21/22)
Big Ten	4, Rutgers (12/30/22)
Career	
10-point games	-
20-point games	-
Double-Doubles	-

1 Ali Brigham | F • 6-4 • Jr.

Franklin, Mass. • Franklin • George Washington
Major: Communications



CAREER STATS

SEASON	TEAM	GP-GS	MIN/AVG	Field Goals		3-Point		F-Throws		Rebounds				Scoring						
				FG-FGA	FG%	3FG-3FGA	3FG%	FT-FTA	FT%	OFF	DEF	TOT	AVG	PF-FO	A	TO	BLK	STL	PTS	AVG
2020-21	GWU	23-19	529/23.0	122-242	.504	1-10	.100	28-43	.651	50	57	107	4.7	42-1	18	53	26	13	273	11.9
2021-22	PSU	28-17	509/18.2	103-186	.554	0-1	.000	28-38	.737	54	62	116	4.1	74-2	29	60	30	13	234	8.4
2022-23	PSU	14-2	144/10.3	22-35	.629	0-1	.000	12-16	.750	16	22	38	2.7	16-0	13	13	3	4	56	4.0
TOTAL FOR PSU		42-19	653/15.5	125-221	.566	0-2	.000	40-54	.741	70	84	154	3.7	90-2	42	73	33	17	290	6.9
TOTAL		65-38	1181/18.2	247-463	.533	1-12	.083	68-97	.701	120	141	261	4.0	132-3	60	126	59	30	563	8.7

2022-23 GAME-BY-GAME STATS

Opponent	Date	GS	MIN	Total		3-Pointers		Free throws		Rebounds				PF	A	TO	BLK	STL	PTS	AVG	
				FG-FGA	PCT	3FG-3FGA	PCT	FT-FTA	PCT	OFF	DEF	TOT	AVG								
Norfolk St.	11/09/2022		03:01	0-0	.000	0-0	.000	0-0	.000	1	0	1	1.0	0	0	0	0	0	0	0.0	
Fairfield	11/11/2022		13:57	2-4	.500	0-0	.000	0-0	.000	2	1	3	2.0	4	2	2	0	0	4	2.0	
Youngstown St.	11/15/2022		02:34	0-0	.000	0-0	.000	0-0	.000	0	0	0	1.3	0	1	0	0	0	0	1.3	
Bryant	11/18/2022		15:49	4-6	.667	0-0	.000	3-4	.750	5	3	8	3.0	3	1	2	0	2	11	3.8	
Syracuse	11/21/2022		06:03	2-3	.667	0-0	.000	1-2	.500	0	1	1	2.6	1	1	0	0	0	5	4.0	
vs Toledo	11/25/2022		08:40	2-5	.400	0-1	.000	0-0	.000	1	4	5	3.0	0	1	1	0	1	4	4.0	
vs Fresno St.	11/26/2022		22:43	3-4	.750	0-0	.000	0-0	.000	0	4	4	3.1	1	2	1	1	0	6	4.3	
Virginia	11/30/2022		14:18	3-5	.600	0-0	.000	2-2	1.000	2	3	5	3.4	2	1	1	1	0	8	4.8	
at Minnesota	12/03/2022		02:38	0-0	.000	0-0	.000	0-0	.000	0	1	1	3.1	1	0	1	0	0	0	4.2	
Indiana	12/08/2022		06:33	0-0	.000	0-0	.000	0-0	.000	0	1	1	2.9	0	1	0	0	0	0	3.8	
West Virginia	12/11/2022		07:21	1-1	1.000	0-0	.000	2-2	1.000	0	0	0	2.6	1	0	1	0	0	4	3.8	
at Drexel	12/18/2022		08:30	0-0	.000	0-0	.000	0-0	.000	0	0	0	2.4	0	2	1	0	0	0	3.5	
Cornell	12/21/2022	*	18:36	4-6	.667	0-0	.000	1-2	.500	3	4	7	2.8	2	1	3	1	1	9	3.9	
Rutgers	12/30/2022	*	13:01	1-1	1.000	0-0	.000	3-4	.750	2	0	2	2.7	1	0	0	0	0	5	4.0	
Totals			2	143:44	22-35	.629	0-1	.000	12-16	.750	16	22	38	2.7	16	13	13	3	4	56	4.0

Player Averages

Games Played	Minutes/game	Points/game	FG Pct	3FG Pct	FT Pct	Rebounds/game	Assists/game	Turnovers/game	Assist/Turnover ratio	Steals/game	Blocks/game
14	10.3	4.0	62.9	0.0	75.0	2.7	0.9	0.9	1.0	0.3	0.2

SEASON/CAREER HIGHS

Points
Season 11, Bryant (11/18/22)
Career 26, at VCU (1/27/21)*
Big Ten 13, Rutgers (12/9/21)

Rebounds
Season 8, Bryant (11/18/22)
Career 11, at Howard (12/13/20)*
Big Ten 8, Michigan (1/13/22)

Assists
Season 2, 3x
Career 6, Rider (11/11/21)
Big Ten 3, Northwestern (2/6/22)

Steals
Season 2, Bryant (11/18/22)
Career 2, 6x
Big Ten 2, 2x

Blocks
Season 1, 3x
Career 4, VCU (2/1/21)*
Big Ten 3, 2x

Field Goals Made
Season 4, 2x
Career 12, at VCU (1/27/21)*
Big Ten 6, Rutgers (12/9/21)

3-Point Field Goals Made
Season -
Career 1, at James Madison (12/9/20)*
Big Ten -


Free Throws Made
Season 3, 2x
Career 6, at Saint Joseph's (1/24/21)*
Big Ten 5, Minnesota (2/27/22)

Minutes
Season 22, Fresno St. (11/26/22)
Career 32, at Clemson (11/21/21)
Big Ten 26, at Indiana (12/6/21)

Career
10-point games 25 (10 at PSU)
20-point games 3 (2 at PSU)
Double-Doubles 1 (1 at PSU)

*At George Washington (2020-21)

2 Aicha Dia | F • 6-1 • Fr.
 Montreal, Quebec, Canada • Dawson College
 Major: Liberal Arts



2022-23 GAME-BY-GAME STATS

Opponent	Date	GS	MIN	Total		3-Pointers		Free throws		Rebounds				PF	A	TO	BLK	STL	PTS	AVG
				FG-FGA	PCT	3FG-3FGA	PCT	FT-FTA	PCT	OFF	DEF	TOT	AVG							
Fairfield	11/11/2022		02:00	0-1	.000	0-0	.000	0-0	.000	1	0	1	1.0	0	0	0	0	0	0	0.0
Bryant	11/18/2022		06:49	1-2	.500	0-1	.000	0-0	.000	0	2	2	1.5	0	1	1	0	1	2	1.0
vs Toledo	11/25/2022		02:38	0-0	.000	0-0	.000	0-0	.000	0	0	0	1.0	0	0	0	0	0	0	0.7
vs Fresno St.	11/26/2022		07:33	1-1	1.000	0-0	.000	0-0	.000	0	0	0	0.8	1	0	0	0	0	2	1.0
Virginia	11/30/2022		01:54	0-0	.000	0-0	.000	0-0	.000	0	0	0	0.6	0	0	0	0	0	0	0.8
Cornell	12/21/2022		10:36	3-4	.750	0-0	.000	0-0	.000	0	1	1	0.7	0	0	3	0	1	6	1.7
Rutgers	12/30/2022		05:11	0-0	.000	0-0	.000	1-2	.500	0	0	0	0.6	1	0	0	0	0	1	1.6
Totals			0 36:41	5-8	.625	0-1	.000	1-2	.500	1	3	4	0.6	2	1	4	0	2	11	1.6

Player Averages


Games Played	Minutes/game	Points/game	FG Pct	3FG Pct	FT Pct	Rebounds/game	Assists/game	Turnovers/game	Assist/Turnover ratio	Steals/game	Blocks/game
7	5.2	1.6	62.5	0.0	50.0	0.6	0.1	0.6	0.3	0.3	0.0

SEASON/CAREER HIGHS

Points	
Season	6, Cornell (12/21/22)
Career	6, Cornell (12/21/22)
Big Ten	1, Rutgers (12/30/22)
Rebounds	
Season	2, Bryant (11/18/22)
Career	2, Bryant (11/18/22)
Big Ten	-
Assists	
Season	1, Bryant (11/18/22)
Career	1, Bryant (11/18/22)
Big Ten	-
Steals	
Season	1, 2x
Career	1, 2x
Big Ten	-
Blocks	
Season	-
Career	-
Big Ten	-
Field Goals Made	
Season	3, Cornell (12/21/22)
Career	3, Cornell (12/21/22)
Big Ten	-
3-Point Field Goals Made	
Season	-
Career	-
Big Ten	-
Free Throws Made	
Season	1, Rutgers (12/30/22)
Career	1, Rutgers (12/30/22)
Big Ten	1, Rutgers (12/30/22)
Minutes	
Season	11, Cornell (12/21/22)
Career	11, Cornell (12/21/22)
Big Ten	5, Rutgers (12/30/22)
Career	
10-point games	-
20-point games	-
Double-Doubles	-

4 Shay Ciezki

G • 5-7 • Fr.
Lancaster, N.Y. • St. Mary's
Major: Division of Undergraduate Studies



2022-23 GAME-BY-GAME STATS

Opponent	Date	GS	MIN	Total		3-Pointers		Free throws		Rebounds				PF	A	TO	BLK	STL	PTS	AVG	
				FG-FGA	PCT	3FG-3FGA	PCT	FT-FTA	PCT	OFF	DEF	TOT	AVG								
Norfolk St.	11/09/2022		08:08	0-1	.000	0-0	.000	1-2	.500	0	0	0	0.0	1	1	0	0	1	1	1.0	
Fairfield	11/11/2022	*	22:15	3-10	.300	1-7	.143	0-0	.000	2	2	4	2.0	2	0	2	0	2	7	4.0	
Youngstown St.	11/15/2022	*	26:45	5-9	.556	2-4	.500	4-4	1.000	0	5	5	3.0	0	3	1	0	0	16	8.0	
Bryant	11/18/2022	*	21:42	2-6	.333	1-3	.333	1-1	1.000	0	0	0	2.3	2	4	0	0	4	6	7.5	
Syracuse	11/21/2022	*	30:34	6-12	.500	4-9	.444	2-2	1.000	1	1	2	2.2	2	3	1	0	1	18	9.6	
vs Toledo	11/25/2022	*	35:52	6-13	.462	2-5	.400	2-2	1.000	0	1	1	2.0	4	3	2	0	1	16	10.7	
vs Fresno St.	11/26/2022	*	25:56	1-7	.143	0-2	.000	0-0	.000	1	0	1	1.9	2	4	0	0	1	2	9.4	
Virginia	11/30/2022	*	29:27	4-11	.364	3-5	.600	0-2	.000	0	1	1	1.8	3	3	5	0	1	11	9.6	
at Minnesota	12/03/2022	*	42:40	5-13	.385	3-8	.375	0-0	.000	0	1	1	1.7	4	0	3	0	1	13	10.0	
Indiana	12/08/2022	*	34:15	3-11	.273	0-4	.000	0-1	.000	1	1	2	1.7	2	1	4	0	1	6	9.6	
West Virginia	12/11/2022	*	35:12	5-9	.556	4-7	.571	0-0	.000	1	1	2	1.7	1	6	3	0	0	14	10.0	
at Drexel	12/18/2022	*	39:50	5-10	.500	3-7	.429	3-3	1.000	1	3	4	1.9	3	2	5	0	0	16	10.5	
Cornell	12/21/2022	*	18:45	4-6	.667	2-4	.500	0-0	.000	0	1	1	1.8	3	4	1	0	1	10	10.5	
Rutgers	12/30/2022	*	24:57	2-7	.286	0-2	.000	3-4	.750	2	3	5	2.1	3	5	2	0	3	7	10.2	
Totals			13	396:18	51-125	.408	25-67	.373	16-21	.762	9	20	29	2.1	32	39	29	0	17	143	10.2

SEASON/CAREER HIGHS

Points
Season 18, Syracuse (11/21/22)
Career 18, Syracuse (11/21/22)
Big Ten 13, at Minnesota (12/3/22)

Rebounds
Season 5, 2x
Career 5, 2x
Big Ten 5, Rutgers (12/30/22)

Assists
Season 6, West Virginia (12/11/22)
Career 6, West Virginia (12/11/22)
Big Ten 5, Rutgers (12/30/22)

Steals
Season 4, Bryant (11/18/22)
Career 4, Bryant (11/18/22)
Big Ten 3, Rutgers (12/30/22)

Blocks
Season -
Career -
Big Ten -

Field Goals Made
Season 6, 2x
Career 6, 2x
Big Ten 5, at Minnesota (12/3/22)

3-Point Field Goals Made
Season 4, 2x
Career 4, 2x
Big Ten 3, at Minnesota (12/3/22)

Free Throws Made
Season 4, Youngstown St. (11/15/22)
Career 4, Youngstown St. (11/15/22)
Big Ten 3, Rutgers (12/30/22)

Minutes
Season 42, at Minnesota (12/3/22)
Career 42, at Minnesota (12/3/22)
Big Ten 42, at Minnesota (12/3/22)

Career
10-point games 8
20-point games -
Double-Doubles -

Player Averages

Games Played	Minutes/game	Points/game	FG Pct	3FG Pct	FT Pct	Rebounds/game	Assists/game	Turnovers/game	Assist/Turnover ratio	Steals/game	Blocks/game
14	28.3	10.2	40.8	37.3	76.2	2.1	2.8	2.1	1.3	1.2	0.0

5 Leilani Kapinus

G • 5-10 • R-So.
 Madison, Wis. • James Madison Memorial
 Major: Kinesiology (Applied Exercise and Health)



CAREER STATS

SEASON TEAM	GP-GS	MIN/AVG	Field Goals		3-Point		F-Throws		Rebounds				Scoring						
			FG-FGA	FG%	3FG-3FGA	3FG%	FT-FTA	FT%	OFF	DEF	TOT	AVG	PF-FO	A	TO	BLK	STL	PTS	AVG
2021-22 PSU	29-29	746/25.7	104-242	.430	13-56	.232	57-85	.671	45	120	165	5.7	85-2	46	74	33	59	278	9.6
2022-23 PSU	14-14	384/27.4	59-119	.496	5-25	.200	39-51	.765	21	61	82	5.9	38-2	40	47	12	45	162	11.6
TOTAL	43-43	1130/26.3	163-361	.452	18-81	.222	96-136	.706	66	181	247	5.7	123-4	86	121	45	104	440	10.2

2022-23 GAME-BY-GAME STATS

Opponent	Date	GS	MIN	Total		3-Pointers		Free throws		Rebounds				PF	A	TO	BLK	STL	PTS	AVG	
				FG-FGA	PCT	3FG-3FGA	PCT	FT-FTA	PCT	OFF	DEF	TOT	AVG								
Norfolk St.	11/09/2022	*	30:46	1-4	.250	1-3	.333	6-6	1.000	3	5	8	8.0	3	3	6	0	1	9	9.0	
Fairfield	11/11/2022	*	28:18	5-8	.625	0-0	.000	1-1	1.000	2	6	8	8.0	1	2	3	1	9	11	10.0	
Youngstown St.	11/15/2022	*	37:17	8-14	.571	0-1	.000	5-8	.625	1	8	9	8.3	3	5	3	1	4	21	13.7	
Bryant	11/18/2022	*	20:51	5-7	.714	0-0	.000	0-0	.000	3	4	7	8.0	1	4	2	0	3	10	12.8	
Syracuse	11/21/2022	*	18:36	1-3	.333	0-1	.000	2-3	.667	2	3	5	7.4	4	0	4	1	1	4	11.0	
vs Toledo	11/25/2022	*	19:45	0-3	.000	0-2	.000	3-4	.750	0	4	4	6.8	2	1	5	0	1	3	9.7	
vs Fresno St.	11/26/2022	*	20:58	6-11	.545	0-0	.000	0-0	.000	1	3	4	6.4	1	5	1	1	6	12	10.0	
Virginia	11/30/2022	*	26:29	2-6	.333	0-1	.000	0-0	.000	0	5	5	6.3	3	3	3	0	3	4	9.3	
at Minnesota	12/03/2022	*	39:45	8-10	.800	0-0	.000	2-6	.333	1	2	3	5.9	4	4	2	2	5	18	10.2	
Indiana	12/08/2022	*	34:16	5-13	.385	1-5	.200	4-4	1.000	3	5	8	6.1	3	3	2	0	1	15	10.7	
West Virginia	12/11/2022	*	27:40	5-10	.500	0-2	.000	5-5	1.000	0	7	7	6.2	5	0	5	4	3	15	11.1	
at Drexel	12/18/2022	*	28:17	3-7	.429	2-4	.500	5-6	.833	2	3	5	6.1	5	4	3	1	2	13	11.3	
Cornell	12/21/2022	*	22:02	5-9	.556	0-1	.000	3-4	.750	1	4	5	6.0	1	1	6	0	0	13	11.4	
Rutgers	12/30/2022	*	28:55	5-14	.357	1-5	.200	3-4	.750	2	2	4	5.9	2	5	2	1	6	14	11.6	
Totals			14	383:54	59-119	.496	5-25	.200	39-51	.765	21	61	82	5.9	38	40	47	12	45	162	11.6

Player Averages

Games Played	Minutes/game	Points/game	FG Pct	3FG Pct	FT Pct	Rebounds/game	Assists/game	Turnovers/game	Assist/Turnover ratio	Steals/game	Blocks/game
14	27.4	11.6	49.6	20.0	76.5	5.9	2.9	3.4	0.9	3.2	0.9

SEASON/CAREER HIGHS

Points
 Season 21, Youngstown St. (11/15/22)
 Career 23, at Rutgers (2/13/22)
 Big Ten 23, at Rutgers (2/13/22)

Rebounds
 Season 9, Youngstown St. (11/15/22)
 Career 13, Rutgers (3/2/22)
 Big Ten 12, 2x

Assists
 Season 5, 3x
 Career 5, 3x
 Big Ten 5, Rutgers (12/30/22)

Steals
 Season 9, Fairfield (11/11/22)
 Career 9, Fairfield (11/11/22)
 Big Ten 6, Rutgers (12/30/22)

Blocks
 Season 4, West Virginia (12/11/22)
 Career 4, 2x
 Big Ten 3, Maryland (1/30/22)

Field Goals Made
 Season 8, 2x
 Career 9, 2x
 Big Ten 9, at Rutgers (2/13/22)

3-Point Field Goals Made
 Season 2, at Drexel (12/18/22)
 Career 2, 2x
 Big Ten 1, 7x

Free Throws Made
 Season 6, Norfolk State (11/9/22)
 Career 9, Rutgers (3/2/22)
 Big Ten 6, Michigan State (1/27/22)

Minutes
 Season 40, at Minnesota (12/3/22)
 Career 40, at Minnesota (12/3/22)
 Big Ten 40, at Minnesota (12/3/22)

Career
 10-point games 26
 20-point games 3
 Double-Doubles 3

10 Chanaya Pinto

F • 6-1 • Sr.

Maputo, Mozambique • Escola Secundaria de Carcavelos

Oregon • Northwest Florida State College

Major: Sociology



CAREER STATS

SEASON	TEAM	GP-GS	MIN/AVG	Field Goals		3-Point		F-Throws		Rebounds				Scoring						
				FG-FGA	FG%	3FG-3FGA	3FG%	FT-FTA	FT%	OFF	DEF	TOT	AVG	PF-FO	A	TO	BLK	STL	PTS	AVG
2021-22	Oregon	30-0	343/11.4	30-64	.469	5-14	.357	21-38	.553	20	53	73	2.4	39-1	19	22	0	18	86	2.9
2022-23	PSU	13-7	274/21.1	31-59	.525	4-14	.286	21-32	.656	26	35	61	4.7	21-1	22	22	1	17	87	6.7
TOTAL FOR PSU		13-7	274/21.1	31-59	.525	4-14	.286	21-32	.656	26	35	61	4.7	21-1	22	22	1	17	87	6.7
TOTAL		43-7	617/14.4	61-123	.496	9-28	.321	42-70	.600	46	88	134	3.1	60-2	41	44	1	35	173	4.0

2022-23 GAME-BY-GAME STATS

Opponent	Date	GS	MIN	Total		3-Pointers		Free throws		Rebounds				PF	A	TO	BLK	STL	PTS	AVG	
				FG-FGA	PCT	3FG-3FGA	PCT	FT-FTA	PCT	OFF	DEF	TOT	AVG								
Norfolk St.	11/09/2022		16:18	0-3	.000	0-2	.000	3-6	.500	1	3	4	4.0	2	0	5	0	0	3	3.0	
Fairfield	11/11/2022		10:05	0-1	.000	0-0	.000	2-2	1.000	2	0	2	3.0	0	1	2	0	0	2	2.5	
Youngstown St.	11/15/2022		11:08	1-3	.333	0-0	.000	1-2	.500	4	1	5	3.7	3	0	2	0	0	3	2.7	
Bryant	11/18/2022		14:55	2-3	.667	0-0	.000	2-3	.667	1	3	4	3.8	0	4	0	0	1	6	3.5	
Syracuse	11/21/2022		18:25	5-7	.714	1-1	1.000	1-2	.500	2	5	7	4.4	1	0	0	0	0	12	5.2	
vs Toledo	11/25/2022	*	27:59	5-9	.556	2-4	.500	1-1	1.000	3	3	6	4.7	2	0	3	0	3	13	6.5	
vs Fresno St.	11/26/2022	*	07:36	1-2	.500	0-1	.000	1-1	1.000	0	1	1	4.1	2	0	1	0	1	3	6.0	
at Minnesota	12/03/2022	*	45:12	4-8	.500	0-2	.000	3-4	.750	2	6	8	4.6	2	2	3	0	1	11	6.6	
Indiana	12/08/2022		17:33	3-5	.600	0-0	.000	1-2	.500	1	0	1	4.2	1	1	1	0	1	7	6.7	
West Virginia	12/11/2022	*	23:41	2-4	.500	1-1	1.000	1-2	.500	3	5	8	4.6	0	1	0	0	2	6	6.6	
at Drexel	12/18/2022	*	35:04	1-4	.250	0-2	.000	3-5	.600	4	3	7	4.8	5	3	1	1	1	5	6.5	
Cornell	12/21/2022	*	23:07	3-4	.750	0-0	.000	2-2	1.000	3	3	6	4.9	1	7	2	0	5	8	6.6	
Rutgers	12/30/2022	*	23:03	4-6	.667	0-1	.000	0-0	.000	0	2	2	4.7	2	3	2	0	2	8	6.7	
Totals			7	274:06	31-59	.525	4-14	.286	21-32	.656	26	35	61	4.7	21	22	22	1	17	87	6.7

Player Averages

Games Played	Minutes/game	Points/game	FG Pct	3FG Pct	FT Pct	Rebounds/game	Assists/game	Turnovers/game	Assist/Turnover ratio	Steals/game	Blocks/game
13	21.1	6.7	52.5	28.6	65.6	4.7	1.7	1.7	1.0	1.3	0.1

SEASON/CAREER HIGHS

Points
 Season 13, Toledo (11/25/22)
 Career 13, Toledo (11/25/22)
 Big Ten 11, at Minnesota (12/3/22)

Rebounds
 Season 8, 2x
 Career 9, vs. Dixie State (11/14/21)*
 Big Ten 8, at Minnesota (12/3/22)

Assists
 Season 7, Cornell (12/21/22)
 Career 7, Cornell (12/21/22)
 Big Ten 3, Rutgers (12/30/22)

Steals
 Season 5, Cornell (12/21/22)
 Career 5, Cornell (12/21/22)
 Big Ten 2, Rutgers (12/30/22)

Blocks
 Season 1, at Drexel (12/18/22)
 Career 1, at Drexel (12/18/22)
 Big Ten 1, at Drexel (12/18/22)

Field Goals Made
 Season 5, 2x
 Career 5, 2x
 Big Ten 4, 2x

3-Point Field Goals Made
 Season 2, Toledo (11/25/22)
 Career 2, 2x
 Big Ten -

Free Throws Made
 Season 3, 3x
 Career 4, 2x*
 Big Ten 3, at Minnesota (12/3/22)

Minutes
 Season 45, at Minnesota (12/3/22)
 Career 45, at Minnesota (12/3/22)
 Big Ten 45, at Minnesota (12/3/22)

Career
 10-point games 6 (3 at PSU)
 20-point games -
 Double-Doubles -

*At Oregon (2021-22)

11 Anna Camden | F • 6-3 • Sr.

Downingtown, Pa. • The Shipley School
Major: Broadcast Journalism



CAREER STATS

SEASON TEAM	GP-GS	MIN/AVG	Field Goals		3-Point		F-Throws		Rebounds				Scoring						
			FG-FGA	FG%	3FG-3FGA	3FG%	FT-FTA	FT%	OFF	DEF	TOT	AVG	PF-FO	A	TO	BLK	STL	PTS	AVG
2019-20 PSU	30-8	492/16.4	52-136	.382	39-106	.368	5-6	.833	19	40	59	2.0	30-0	11	15	14	13	148	4.9
2020-21 PSU	24-23	584/24.3	72-181	.398	24-90	.267	18-21	.857	31	47	78	3.3	54-0	21	35	12	25	186	7.8
2021-22 PSU	29-20	660/22.8	68-176	.386	29-88	.330	11-15	.733	31	112	143	4.9	62-2	27	34	28	28	176	6.1
2022-23 PSU	14-5	219/15.6	12-44	.273	10-35	.286	2-4	.500	4	12	16	1.1	13-0	13	13	4	9	36	2.6
TOTAL	97-56	1955/20.2	204-537	.380	102-319	.320	36-46	.783	85	211	296	3.1	159-2	72	97	58	75	546	5.6

2022-23 GAME-BY-GAME STATS

Opponent	Date	GS	MIN	Total		3-Pointers		Free throws		Rebounds				PF	A	TO	BLK	STL	PTS	AVG	
				FG-FGA	PCT	3FG-3FGA	PCT	FT-FTA	PCT	OFF	DEF	TOT	AVG								
Norfolk St.	11/09/2022	*	25:40	2-9	.222	2-9	.222	0-2	.000	2	0	2	2.0	3	1	3	1	0	6	6.0	
Fairfield	11/11/2022	*	18:59	0-1	.000	0-0	.000	0-0	.000	1	1	2	2.0	1	0	2	0	1	0	3.0	
Youngstown St.	11/15/2022	*	15:47	2-2	1.000	1-1	1.000	0-0	.000	0	0	0	1.3	0	1	0	0	0	5	3.7	
Bryant	11/18/2022	*	20:51	0-4	.000	0-3	.000	0-0	.000	0	1	1	1.3	0	4	0	0	2	0	2.8	
Syracuse	11/21/2022		13:27	2-5	.400	2-5	.400	0-0	.000	0	1	1	1.2	1	1	1	0	0	6	3.4	
vs Toledo	11/25/2022		17:38	0-2	.000	0-2	.000	0-0	.000	0	1	1	1.2	2	0	1	0	0	0	2.8	
vs Fresno St.	11/26/2022	*	16:04	0-2	.000	0-2	.000	2-2	1.000	0	2	2	1.3	1	0	0	0	3	2	2.7	
Virginia	11/30/2022		13:55	1-4	.250	1-3	.333	0-0	.000	0	2	2	1.4	1	0	0	1	0	3	2.8	
at Minnesota	12/03/2022		08:14	0-2	.000	0-0	.000	0-0	.000	0	0	0	1.2	1	1	0	0	0	0	2.4	
Indiana	12/08/2022		07:26	0-3	.000	0-3	.000	0-0	.000	1	0	1	1.2	0	0	1	0	0	0	2.2	
West Virginia	12/11/2022		16:41	0-1	.000	0-1	.000	0-0	.000	0	2	2	1.3	1	1	2	1	0	0	2.0	
at Drexel	12/18/2022		06:15	0-1	.000	0-0	.000	0-0	.000	0	0	0	1.2	0	1	2	0	0	0	1.8	
Cornell	12/21/2022		21:04	2-4	.500	2-3	.667	0-0	.000	0	2	2	1.2	0	2	1	0	1	6	2.2	
Rutgers	12/30/2022		16:57	3-4	.750	2-3	.667	0-0	.000	0	0	0	1.1	2	1	0	1	2	8	2.6	
Totals			5	218:59	12-44	.273	10-35	.286	2-4	.500	4	12	16	1.1	13	13	13	4	9	36	2.6

Player Averages

Games Played	Minutes/game	Points/game	FG Pct	3FG Pct	FT Pct	Rebounds/game	Assists/game	Turnovers/game	Assist/Turnover ratio	Steals/game	Blocks/game
14	15.6	2.6	27.3	28.6	50.0	1.1	0.9	0.9	1.0	0.6	0.3

SEASON/CAREER HIGHS

Points
Season 8, Rutgers (12/30/22)
Career 18, at Iowa (2/18/21)
Big Ten 18, at Iowa (2/18/21)

Rebounds
Season 2, 6x
Career 10, 2x
Big Ten 8, 3x

Assists
Season 4, Bryant (11/18/22)
Career 3, 5x
Big Ten 3, 3x

Steals
Season 3, Fresno St. (11/26/22)
Career 4, 2x
Big Ten 4, 2x

Blocks
Season 1, 4x
Career 7, at Michigan St. (2/21/22)
Big Ten 7, at Michigan St. (2/21/22)

Field Goals Made
Season 2, 4x
Career 8, at Iowa (2/18/21)
Big Ten 8, at Iowa (2/18/21)

3-Point Field Goals Made
Season 2, 4x
Career 4, 3x
Big Ten 4, at Rutgers (3/2/21)


Free Throws Made
Season 2, vs. Fresno St. (11/26/22)
Career 4, Purdue (12/20/20)
Big Ten 4, Purdue (12/20/20)

Minutes
Season 26, Norfolk State (11/9/22)
Career 35, 2x
Big Ten 35, at Iowa (2/18/21)

Career
10-point games 17
20-point games -
Double-Doubles 2

12 Kayla Thomas

F • 6-3 • So.
 Beltsville, Md. • Emerge Christian Academy
 Major: Criminology



CAREER STATS

SEASON	TEAM	GP-GS	MIN	Field Goals		3-Point		F-Throws		Rebounds				Scoring							
				FG-FGA	FG%	3FG-3FGA	3FG%	FT-FTA	FT%	OFF	DEF	TOT	AVG	PF-FO	A	TO	BLK	STL	PTS	AVG	
2021-22	PSU	18-0	137	7.6	13-29	.448	0-0	.000	6-8	.750	13	12	25	1.4	13-0	3	11	5	4	32	1.8
2022-23	PSU	6-0	23	3.9	1-3	.333	0-0	.000	5-6	.833	2	2	4	0.7	7-0	1	3	1	0	7	1.2
TOTAL		24-0	160	6.7	14-32	.438	0-0	.000	11-14	.786	15	14	29	1.2	20-0	4	14	6	4	39	1.6

2022-23 GAME-BY-GAME STATS

Opponent	Date	GS	MIN	Total		3-Pointers		Free throws		Rebounds				PF	A	TO	BLK	STL	PTS	AVG
				FG-FGA	PCT	3FG-3FGA	PCT	FT-FTA	PCT	OFF	DEF	TOT	AVG							
Fairfield	11/11/2022		01:31	0-0	.000	0-0	.000	0-0	.000	0	0	0	0.0	1	0	0	0	0	0	0.0
Bryant	11/18/2022		05:22	0-1	.000	0-0	.000	3-4	.750	1	1	2	1.0	1	0	1	1	0	3	1.5
vs Fresno St.	11/26/2022		04:49	0-0	.000	0-0	.000	0-0	.000	0	0	0	0.7	2	0	1	0	0	0	1.0
Virginia	11/30/2022		01:12	0-0	.000	0-0	.000	0-0	.000	0	0	0	0.5	0	0	1	0	0	0	0.8
Cornell	12/21/2022		07:05	1-2	.500	0-0	.000	0-0	.000	1	0	1	0.6	1	1	0	0	0	2	1.0
Rutgers	12/30/2022		03:10	0-0	.000	0-0	.000	2-2	1.000	0	1	1	0.7	2	0	0	0	0	2	1.2
Totals		0	23:09	1-3	.333	0-0	.000	5-6	.833	2	2	4	0.7	7	1	3	1	0	7	1.2

Player Averages

Games Played	Minutes/ game	Points/ game	FG Pct	3FG Pct	FT Pct	Rebounds/ game	Assists/ game	Turnovers/ game	Assist/Turnover ratio	Steals/ game	Blocks/ game
6	3.9	1.2	33.3	0.0	83.3	0.7	0.2	0.5	0.3	0.0	0.2

SEASON/CAREER HIGHS

Points
 Season 3, Bryant (11/18/22)
 Career 8, at Purdue (2/9/22)
 Big Ten 8, at Purdue (2/9/22)

Rebounds
 Season 2, Bryant (11/18/22)
 Career 4, 2x
 Big Ten 4, at Nebraska (2/3/22)

Assists
 Season 1, Cornell (12/21/22)
 Career 1, 4x
 Big Ten 1, 2x

Steals
 Season -
 Career 1, 4x
 Big Ten 1, 3x

Blocks
 Season 1, Bryant (11/18/22)
 Career 1, 5x
 Big Ten 1, 3x

Field Goals Made
 Season 1, Cornell (12/21/22)
 Career 3, 2x
 Big Ten 3, 2x

3-Point Field Goals Made
 Season -
 Career -
 Big Ten -

Free Throws Made
 Season 3, Bryant (11/18/22)
 Career 3, 2x
 Big Ten 3, at Maryland (1/6/22)

Minutes
 Season 7, Cornell (12/21/22)
 Career 16, vs. Maryland (1/30/22)
 Big Ten 16, vs. Maryland (1/30/22)

Career
 10-point games -
 20-point games -
 Double-Doubles -

20 Makenna Marisa | G • 5-11 • Sr.

McMurray, Pa. • Peters Township
Major: Elementary and Early Childhood Education



CAREER STATS

SEASON TEAM	GP-GS	MIN/AVG	Field Goals		3-Point		F-Throws		Rebounds				Scoring						
			FG-FGA	FG%	3FG-3FGA	3FG%	FT-FTA	FT%	OFF	DEF	TOT	AVG	PF-FO	A	TO	BLK	STL	PTS	AVG
2019-20 PSU	30-29	979/32.6	95-280	.339	39-121	.322	48-57	.842	35	99	134	4.5	71-2	66	75	9	38	277	9.2
2020-21 PSU	24-24	765/31.9	120-312	.385	29-95	.305	53-64	.828	30	89	119	5.0	51-2	121	63	4	25	322	13.4
2021-22 PSU	29-29	1039/35.8	224-523	.428	59-173	.341	138-165	.836	20	103	123	4.2	61-2	123	105	7	47	645	22.2
2022-23 PSU	14-14	481/34.4	97-213	.455	32-70	.457	35-47	.745	16	47	63	4.5	26-0	60	42	5	26	261	18.6
TOTAL	97-96	3265/33.7	536-1328	.404	159-459	.346	274-333	.823	101	338	439	4.5	209-6	370	285	25	136	1505	15.5

2022-23 GAME-BY-GAME STATS

Opponent	Date	GS	MIN	Total			3-Pointers		Free throws		Rebounds				PF	A	TO	BLK	STL	PTS	AVG
				FG-FGA	PCT	3FG-3FGA	PCT	FT-FTA	PCT	OFF	DEF	TOT	AVG								
Norfolk St.	11/09/2022	*	39:02	8-16	.500	2-4	.500	6-8	.750	3	8	11	11.0	2	4	4	1	1	24	24.0	
Fairfield	11/11/2022	*	33:39	5-10	.500	0-0	.000	4-5	.800	1	3	4	7.5	2	10	5	0	3	14	19.0	
Youngstown St.	11/15/2022	*	38:05	9-22	.409	2-4	.500	1-2	.500	2	3	5	6.7	2	4	6	0	2	21	19.7	
Bryant	11/18/2022	*	19:29	6-8	.750	3-5	.600	2-2	1.000	1	1	2	5.5	1	0	3	0	5	17	19.0	
Syracuse	11/21/2022	*	38:14	8-21	.381	1-4	.250	5-5	1.000	3	5	8	6.0	0	7	2	0	3	22	19.6	
vs Toledo	11/25/2022	*	37:29	7-14	.500	0-1	.000	0-0	.000	0	4	4	5.7	2	3	2	0	1	14	18.7	
vs Fresno St.	11/26/2022	*	22:29	2-13	.154	0-4	.000	2-2	1.000	1	2	3	5.3	1	5	1	0	1	6	16.9	
Virginia	11/30/2022	*	25:12	6-12	.500	3-7	.429	1-2	.500	0	2	2	4.9	3	1	1	0	0	16	16.8	
at Minnesota	12/03/2022	*	49:29	13-21	.619	7-10	.700	1-2	.500	0	4	4	4.8	3	6	4	2	2	34	18.7	
Indiana	12/08/2022	*	40:00	5-18	.278	1-5	.200	1-2	.500	2	5	7	5.0	2	4	1	0	2	12	18.0	
West Virginia	12/11/2022	*	33:02	4-10	.400	1-4	.250	0-2	.000	1	3	4	4.9	2	5	3	0	2	9	17.2	
at Drexel	12/18/2022	*	44:49	10-16	.625	7-10	.700	1-2	.500	1	2	3	4.8	3	5	6	0	1	28	18.1	
Cornell	12/21/2022	*	26:49	3-10	.300	1-3	.333	5-6	.833	0	1	1	4.5	2	3	2	1	2	12	17.6	
Rutgers	12/30/2022	*	33:38	11-22	.500	4-9	.444	6-7	.857	1	4	5	4.5	1	3	2	1	1	32	18.6	
Totals			14	481:26	.455	32-70	.457	35-47	.745	16	47	63	4.5	26	60	42	5	26	261	18.6	

Player Averages

Games Played	Minutes/game	Points/game	FG Pct	3FG Pct	FT Pct	Rebounds/game	Assists/game	Turnovers/game	Assist/Turnover ratio	Steals/game	Blocks/game
14	34.4	18.6	45.5	45.7	74.5	4.5	4.3	3.0	1.4	1.9	0.4

SEASON/CAREER HIGHS

Points
Season 34, at Minnesota (12/3/22)
Career 34, at Minnesota (12/3/22)
Big Ten 34, at Minnesota (12/3/22)

Rebounds
Season 11, Norfolk State (11/9/22)
Career 11, 2x
Big Ten 10, at Iowa (2/18/21)

Assists
Season 10, Fairfield (11/11/22)
Career 11, vs. Delaware State (11/16/21)
Big Ten 10, vs. Illinois (1/16/22)

Steals
Season 5, Bryant (11/18/22)
Career 10, vs. Delaware State (11/16/21)
Big Ten 3, 5x

Blocks
Season 2, at Minnesota (12/3/22)
Career 2, 2x
Big Ten 2, 2x

Field Goals Made
Season 13, at Minnesota (12/3/22)
Career 13, at Minnesota (12/3/22)
Big Ten 13, at Minnesota (12/3/22)

3-Point Field Goals Made
Season 7, 2x
Career 7, 2x
Big Ten 7, at Minnesota (12/3/22)


Free Throws Made
Season 6, 2x
Career 14, at Michigan St. (2/21/22)
Big Ten 14, at Michigan St. (2/21/22)

Minutes
Season 49, at Minnesota (12/3/22)
Career 49, at Minnesota (12/3/22)
Big Ten 49, at Minnesota (12/3/22)

Career
10-point games 69
20-point games 30
30-point games 7
Double-Doubles 4
Triple-Doubles 1

22 Alli Campbell

G • 6-1 • R-So.
 Altoona, Pa. • Bellwood-Antis • Notre Dame
 Major: Communications



CAREER STATS

SEASON	TEAM	GP-GS	MIN/AVG	Field Goals		3-Point		F-Throws		Rebounds				Scoring						
				FG-FGA	FG%	3FG-3FGA	3FG%	FT-FTA	FT%	OFF	DEF	TOT	AVG	PF-FO	A	TO	BLK	STL	PTS	AVG
2020-21	ND	6-0	73/12.2	5-9	.556	1-3	.333	2-4	.500	2	8	10	1.7	5-0	2	2	4	2	13	2.2
2022-23	PSU	10-1	171/17.1	16-40	.400	7-20	.350	0-0	.000	4	13	17	1.7	11-0	15	11	0	16	39	3.9
TOTAL FOR PSU		10-1	171/17.1	16-40	.400	7-20	.350	0-0	.000	4	13	17	1.7	11-0	15	11	0	16	39	3.9
TOTAL		16-1	245/15.3	21-49	.429	8-23	.348	2-4	.500	6	21	27	1.7	16-0	17	13	4	18	52	3.3

2022-23 GAME-BY-GAME STATS

Opponent	Date	GS	MIN	Total		3-Pointers		Free throws		Rebounds				PF	A	TO	BLK	STL	PTS	AVG	
				FG-FGA	PCT	3FG-3FGA	PCT	FT-FTA	PCT	OFF	DEF	TOT	AVG								
Norfolk St.	11/09/2022		11:47	0-2	.000	0-1	.000	0-0	.000	0	0	0	0.0	0	0	0	0	0	0	0.0	
Fairfield	11/11/2022		19:13	5-7	.714	3-5	.600	0-0	.000	0	1	1	0.5	1	1	1	0	0	13	6.5	
Youngstown St.	11/15/2022		12:22	0-1	.000	0-0	.000	0-0	.000	0	1	1	0.7	2	1	2	0	1	0	4.3	
Bryant	11/18/2022		17:09	1-8	.125	0-3	.000	0-0	.000	1	3	4	1.5	0	1	4	0	2	2	3.8	
Syracuse	11/21/2022		25:25	1-3	.333	0-2	.000	0-0	.000	1	3	4	2.0	2	5	0	0	4	2	3.4	
vs Toledo	11/25/2022		07:26	0-1	.000	0-0	.000	0-0	.000	0	1	1	1.8	3	0	2	0	0	0	2.8	
vs Fresno St.	11/26/2022		15:27	2-3	.667	1-1	1.000	0-0	.000	0	0	0	1.6	0	2	1	0	6	5	3.1	
Virginia	11/30/2022		27:14	4-6	.667	1-2	.500	0-0	.000	1	2	3	1.8	1	2	1	0	0	9	3.9	
at Minnesota	12/03/2022		04:41	0-1	.000	0-1	.000	0-0	.000	0	1	1	1.7	0	0	0	0	0	0	3.4	
Indiana	12/08/2022	*	30:30	3-8	.375	2-5	.400	0-0	.000	1	1	2	1.7	2	3	0	0	3	8	3.9	
Totals			1	171:14	16-40	.400	7-20	.350	0-0	.000	4	13	17	1.7	11	15	11	0	16	39	3.9

SEASON/CAREER HIGHS

Points	
Season	13, Fairfield (11/11/22)
Career	13, Fairfield (11/11/22)
Big Ten	8, Indiana (12/8/22)
Rebounds	
Season	4, 2x
Career	4, 2x*
Big Ten	2, Indiana (12/8/22)
Assists	
Season	5, Syracuse (11/21/22)
Career	5, Syracuse (11/21/22)
Big Ten	3, Indiana (12/8/22)
Steals	
Season	6, Fresno St. (11/26/22)
Career	6, Fresno St. (11/26/22)
Big Ten	3, Indiana (12/8/22)
Blocks	
Season	-
Career	2, 2x*
Big Ten	-
Field Goals Made	
Season	5, Fairfield (11/11/22)
Career	5, Fairfield (11/11/22)
Big Ten	3, Indiana (12/8/22)
3-Point Field Goals Made	
Season	3, Fairfield (11/11/22)
Career	3, Fairfield (11/11/22)
Big Ten	2, Indiana (12/8/22)
Free Throws Made	
Season	-
Career	1, 2x*
Big Ten	-
Minutes	
Season	31, Indiana (12/8/22)
Career	31, Indiana (12/8/22)
Big Ten	31, Indiana (12/8/22)
Career	
10-point games	1
20-point games	-
Double-Doubles	-

*Includes at Notre Dame (2020-21)

Player Averages

Games Played	Minutes/ game	Points/ game	FG Pct	3FG Pct	FT Pct	Rebounds/ game	Assists/ game	Turnovers/ game	Assist/Turnover ratio	Steals/ game	Blocks/ game
10	17.1	3.9	40.0	35.0	0.0	1.7	1.5	1.1	1.4	1.6	0.0

23 Taniyah Thompson

G • 5-11 • Sr.
Hamden, Conn. • Hamden • ECU
Major: Communications



CAREER STATS

SEASON	TEAM	GP-GS	MIN/AVG	Field Goals			3-Point		F-Throws		Rebounds				Scoring					
				FG-FGA	FG%	3FG-3FGA	3FG%	FT-FTA	FT%	OFF	DEF	TOT	AVG	PF-FO	A	TO	BLK	STL	PTS	AVG
2019-20	ECU	30-30	1045/34.8	162-501	.323	42-164	.256	46-67	.687	57	41	98	3.3	63-0	31	78	1	57	412	13.7
2020-21	ECU	22-22	669/30.4	105-300	.350	25-97	.258	28-43	.651	33	30	63	2.9	25-0	18	33	2	28	263	12.0
2021-22	ECU	29-29	929/32.0	199-500	.398	47-147	.320	91-116	.784	49	77	126	4.3	40-0	36	64	0	43	536	18.5
2022-23	PSU	14-1	248/17.7	40-91	.440	7-21	.333	11-16	.688	7	18	25	1.8	19-0	8	17	0	14	98	7.0
TOTAL FOR PSU		14-1	248/17.7	40-91	.440	7-21	.333	11-16	.688	7	18	25	1.8	19-0	8	17	0	14	98	7.0
TOTAL		95-82	2890/30.4	506-1392	.364	121-429	.282	176-242	.727	146	166	312	3.3	147-0	93	192	3	142	1309	13.8

2022-23 GAME-BY-GAME STATS

Opponent	Date	GS	MIN	Total		3-Pointers		Free throws		Rebounds				PF A TO BLK STL				PTS		AVG
				FG-FGA	PCT	3FG-3FGA	PCT	FT-FTA	PCT	OFF	DEF	TOT	AVG	PF	A	TO	BLK	STL	PTS	
Norfolk St.	11/09/2022	*	28:58	5-11	.455	2-6	.333	3-3	1.000	0	2	2	2.0	0	1	2	0	3	15	15.0
Fairfield	11/11/2022		18:58	2-5	.400	0-0	.000	2-2	1.000	1	3	4	3.0	3	0	2	0	1	6	10.5
Youngstown St.	11/15/2022		18:17	1-1	1.000	0-0	.000	0-0	.000	0	1	1	2.3	2	0	3	0	0	2	7.7
Bryant	11/18/2022		18:03	3-11	.273	0-1	.000	2-2	1.000	1	6	7	3.5	0	0	2	0	0	8	7.8
Syracuse	11/21/2022		08:06	1-3	.333	0-0	.000	0-0	.000	0	1	1	3.0	1	0	1	0	0	2	6.6
vs Toledo	11/25/2022		10:45	1-2	.500	0-0	.000	0-0	.000	1	1	2	2.8	0	1	1	0	1	2	5.8
vs Fresno St.	11/26/2022		19:40	4-7	.571	0-0	.000	1-4	.250	0	1	1	2.6	2	1	0	0	0	9	6.3
Virginia	11/30/2022		20:18	3-11	.273	1-5	.200	0-0	.000	0	0	0	2.3	1	1	0	0	0	7	6.4
at Minnesota	12/03/2022		16:49	4-8	.500	1-3	.333	0-0	.000	2	1	3	2.3	3	1	1	0	1	9	6.7
Indiana	12/08/2022		01:04	0-0	.000	0-0	.000	0-0	.000	0	0	0	2.1	0	0	0	0	0	0	6.0
West Virginia	12/11/2022		21:46	6-11	.545	1-2	.500	0-0	.000	1	1	2	2.1	0	1	0	0	2	13	6.6
at Drexel	12/18/2022		19:14	2-4	.500	0-0	.000	1-2	.500	0	0	0	1.9	4	0	1	0	0	5	6.5
Cornell	12/21/2022		21:02	4-8	.500	1-2	.500	0-0	.000	0	1	1	1.8	3	2	3	0	5	9	6.7
Rutgers	12/30/2022		24:34	4-9	.444	1-2	.500	2-3	.667	1	0	1	1.8	0	0	1	0	1	11	7.0
Totals			1 247:34	40-91	.440	7-21	.333	11-16	.688	7	18	25	1.8	19	8	17	0	14	98	7.0

Player Averages

Games Played	Minutes/ game	Points/ game	FG Pct	3FG Pct	FT Pct	Rebounds/ game	Assists/ game	Turnovers/ game	Assist/Turnover ratio	Steals/ game	Blocks/ game
14	17.7	7.0	44.0	33.3	68.8	1.8	0.6	1.2	0.5	1.0	0.0

SEASON/CAREER HIGHS

Points
Season 15, Norfolk State (11/9/22)
Career 31, at UNCW (12/19/21)*
Big Ten 11, Rutgers (12/30/22)

Rebounds
Season 7, Bryant (11/18/22)
Career 8, 2x*
Big Ten 3, at Minnesota (12/3/22)

Assists
Season 2, Cornell (12/21/22)
Career 4, vs. Coppin State (11/23/21)*
Big Ten 1, at Minnesota (12/3/22)

Steals
Season 5, Cornell (12/21/22)
Career 5, Cornell (12/21/22)
Big Ten 1, 2x

Blocks
Season -
Career 1, 3x*
Big Ten -

Field Goals Made
Season 6, West Virginia (12/11/22)
Career 13, at UNCW (12/19/21)*
Big Ten 4, 2x

3-Point Field Goals Made
Season 2, Norfolk State (11/9/22)
Career 6, at High Point (11/12/21)*
Big Ten 1, 2x

Free Throws Made
Season 3, Norfolk State (11/9/22)
Career 13, at UNCW (12/19/21)*
Big Ten 2, Rutgers (12/30/22)

Minutes
Season 29, Norfolk State (11/9/22)
Career 40, at Houston (2/16/22)*
Big Ten 25, Rutgers (12/30/22)

Career
10-point games 65 (3 at PSU)
20-point games 20*

*At East Carolina (2019-22)

24 Alexa Williamson

F • 6-2 • Gr.
Houston, Pa. • Chartiers-Houston • Temple
Graduate Program: Organization Development



CAREER STATS

SEASON	TEAM	GP-GS	MIN/AVG	Field Goals			3-Point		F-Throws		Rebounds				Scoring					
				FG-FGA	FG%	3FG-3FGA	3FG%	FT-FTA	FT%	OFF	DEF	TOT	AVG	PF-FO	A	TO	BLK	STL	PTS	AVG
2018-19	Temple	25-7	377/15.1	47-114	.412	0-0	.000	24-39	.615	37	58	95	3.8	51-0	5	19	13	19	118	4.7
2019-20	Temple	30-24	560/18.7	72-173	.416	0-1	.000	41-66	.621	48	86	134	4.5	82-1	9	35	17	19	185	6.2
2020-21	Temple	21-21	570/27.1	101-206	.490	0-0	.000	61-104	.587	48	93	141	6.7	65-1	12	49	26	21	263	12.5
2021-22	Temple	27-17	544/20.1	85-192	.443	0-0	.000	52-80	.650	57	78	135	5.0	68-4	7	29	37	23	222	8.2
2022-23	PSU	14-10	262/18.7	43-84	.512	0-0	.000	16-27	.593	20	25	45	3.2	32-0	8	16	1	11	102	7.3
TOTAL FOR PSU		14-10	262/18.7	43-84	.512	0-0	.000	16-27	.593	20	25	45	3.2	32-0	8	16	1	11	102	7.3
TOTAL		117-79	2313/19.8	348-769	.453	0-1	.000	194-316	.614	210	340	550	4.7	298-6	41	148	94	93	890	7.6

2022-23 GAME-BY-GAME STATS

Opponent	Date	GS	MIN	Total		3-Pointers		Free throws		Rebounds				PF		A		TO		BLK		STL		PTS		AVG
				FG-FGA	PCT	3FG-3FGA	PCT	FT-FTA	PCT	OFF	DEF	TOT	AVG	PF	A	TO	BLK	STL	PTS	AVG						
Norfolk St.	11/09/2022	*	22:02	3-6	.500	0-0	.000	0-0	.000	2	5	7	7.0	2	0	1	0	0	0	0	0	6	6.0			
Fairfield	11/11/2022	*	21:08	7-10	.700	0-0	.000	2-3	.667	1	0	1	4.0	2	1	2	0	0	0	0	16	11.0				
Youngstown St.	11/15/2022	*	22:08	1-4	.250	0-0	.000	0-1	.000	1	1	2	3.3	3	2	1	0	4	2	8.0						
Bryant	11/18/2022	*	20:15	9-13	.692	0-0	.000	2-2	1.000	2	2	4	3.5	3	1	2	0	1	20	11.0						
Syracuse	11/21/2022	*	10:06	1-4	.250	0-0	.000	0-0	.000	0	1	1	3.0	4	0	1	0	0	2	9.2						
vs Toledo	11/25/2022	*	12:10	2-4	.500	0-0	.000	0-1	.000	1	2	3	3.0	4	0	0	0	0	4	8.3						
vs Fresno St.	11/26/2022	*	19:45	7-11	.636	0-0	.000	1-2	.500	2	1	3	3.0	1	1	1	0	2	15	9.3						
Virginia	11/30/2022	*	15:15	0-3	.000	0-0	.000	1-2	.500	1	1	2	2.9	1	0	1	0	0	1	8.3						
at Minnesota	12/03/2022	*	27:08	3-6	.500	0-0	.000	1-2	.500	3	3	6	3.2	4	0	3	0	2	7	8.1						
Indiana	12/08/2022	*	25:11	4-4	1.000	0-0	.000	2-3	.667	0	4	4	3.3	2	1	1	0	0	10	8.3						
West Virginia	12/11/2022	*	09:59	1-1	1.000	0-0	.000	2-2	1.000	0	0	0	3.0	1	0	1	0	0	4	7.9						
at Drexel	12/18/2022	*	32:23	4-10	.400	0-0	.000	5-9	.556	4	3	7	3.3	2	2	2	0	2	13	8.3						
Cornell	12/21/2022	*	12:51	1-4	.250	0-0	.000	0-0	.000	1	2	3	3.3	1	0	0	0	0	2	7.8						
Rutgers	12/30/2022	*	11:47	0-4	.000	0-0	.000	0-0	.000	2	0	2	3.2	2	0	0	1	0	0	7.3						
Totals			10	262:08	43-84	.512	0-0	.000	16-27	.593	20	25	45	3.2	32	8	16	1	11	102	7.3					

Player Averages

Games Played	Minutes/game	Points/game	FG Pct	3FG Pct	FT Pct	Rebounds/game	Assists/game	Turnovers/game	Assist/Turnover ratio	Steals/game	Blocks/game
14	18.7	7.3	51.2	0.0	59.3	3.2	0.6	1.1	0.5	0.8	0.1

SEASON/CAREER HIGHS

Points	Season 20, Bryant (11/19/22)
	Career 29, at Houston (3/2/21)*
	Big Ten 10, Indiana (12/8/22)
Rebounds	Season 7, 2x
	Career 8, 2x*
	Big Ten 6, at Minnesota (12/3/22)
Assists	Season 2, 2x
	Career 3, vs. Memphis (3/2/21)*
	Big Ten 1, Indiana (12/8/22)
Steals	Season 4, Youngstown St. (11/15/22)
	Career 4, 3x*
	Big Ten 2, at Minnesota (12/3/22)
Blocks	Season 1, Rutgers (12/30/22)
	Career 4, 3x*
	Big Ten 1, Rutgers (12/30/22)
Field Goals Made	Season 9, Bryant (11/19/22)
	Career 11, 2x*
	Big Ten 4, Indiana (12/8/22)
3-Point Field Goals Made	Season -
	Career -
	Big Ten -
Free Throws Made	Season 5, at Drexel (12/18/22)
	Career 7, 2x*
	Big Ten 2, Indiana (12/8/22)
Minutes	Season 33, at Drexel (12/18/22)
	Career 39, at USF (1/22/22)*
	Big Ten 27, at Minnesota (12/3/22)
Career	10-point games 34 (5 at PSU)
	20-point games 6 (1 at PSU)

*Includes at Temple (2018-22)

33 Johnasia Cash

F • 6-3 • Gr.
McKeesport, Pa. • McKeesport • SMU
Graduate Program: Homeland Security



CAREER STATS

SEASON	TEAM	GP-GS	MIN/AVG	Field Goals			3-Point			F-Throws		Rebounds				Scoring				
				FG-FGA	FG%	3FG-3FGA	3FG%	FT-FTA	FT%	OFF	DEF	TOT	AVG	PF-FO	A	TO	BLK	STL	PTS	AVG
2017-18	SMU	29-10	508/17.5	58-175	.331	3-19	.158	29-49	.592	52	118	170	5.9	83-4	8	59	9	15	148	5.1
2018-19	SMU	29-17	552/19.0	78-228	.342	4-17	.235	28-55	.509	73	120	193	6.7	63-0	20	71	27	26	188	6.5
2019-20	SMU	29-28	705/24.3	130-335	.388	1-7	.143	62-104	.596	94	179	273	9.4	103-4	28	84	40	52	323	11.1
2020-21	PSU	24-17	574/23.9	136-289	.471	1-3	.333	56-111	.505	63	148	211	8.8	84-5	22	75	26	30	329	13.7
2022-23	PSU	14-3	213/15.2	23-57	.404	0-0	.000	14-25	.560	25	51	76	5.4	29-0	14	21	10	15	60	4.3
TOTAL FOR PSU	38-20	787/20.7	159-346	.460	1-3	.333	70-136	.515	88	199	287	7.6	113-5	36	96	36	45	389	10.2	
TOTAL	125-75	2552/20.4	425-1084	.392	9-46	.196	189-344	.549	307	616	923	7.4	362-13	92	310	112	138	1048	8.4	

2022-23 GAME-BY-GAME STATS

Opponent	Date	GS	MIN	Total		3-Pointers		Free throws		Rebounds				PF		A		TO		BLK		STL		PTS		AVG	
				FG-FGA	PCT	3FG-3FGA	PCT	FT-FTA	PCT	OFF	DEF	TOT	AVG	PF	A	TO	BLK	STL	PTS	AVG							
Norfolk St.	11/09/2022		14:18	1-1	1.000	0-0	.000	1-2	.500	2	0	2	2.0	1	0	1	0	1	0	1	3	3.0					
Fairfield	11/11/2022		08:38	2-2	1.000	0-0	.000	0-1	.000	0	3	3	2.5	3	1	0	0	1	4	4	3.5						
Youngstown St.	11/15/2022		14:59	2-3	.667	0-0	.000	3-4	.750	1	1	2	2.3	2	3	2	0	2	7	4.7							
Bryant	11/18/2022		13:09	4-5	.800	0-0	.000	0-0	.000	6	5	11	4.5	2	0	0	0	0	8	5.5							
Syracuse	11/21/2022	*	31:04	3-11	.273	0-0	.000	3-4	.750	6	6	12	6.0	3	2	4	1	1	9	6.2							
vs Toledo	11/25/2022		19:38	2-8	.250	0-0	.000	0-0	.000	3	7	10	6.7	4	0	1	1	0	4	5.8							
vs Fresno St.	11/26/2022		13:41	2-2	1.000	0-0	.000	0-0	.000	0	5	5	6.4	1	1	4	1	2	4	5.6							
Virginia	11/30/2022	*	23:05	3-5	.600	0-0	.000	3-4	.750	3	4	7	6.5	1	1	1	1	3	9	6.0							
at Minnesota	12/03/2022	*	13:24	2-6	.333	0-0	.000	0-0	.000	0	4	4	6.2	3	2	2	1	1	4	5.8							
Indiana	12/08/2022		03:12	0-2	.000	0-0	.000	0-0	.000	2	0	2	5.8	2	0	1	0	0	0	5.2							
West Virginia	12/11/2022		22:40	1-4	.250	0-0	.000	2-6	.333	0	5	5	5.7	1	2	0	2	1	4	5.1							
at Drexel	12/18/2022		10:38	1-3	.333	0-0	.000	0-2	.000	1	0	1	5.3	2	0	1	1	1	2	4.8							
Cornell	12/21/2022		13:46	0-2	.000	0-0	.000	2-2	1.000	1	9	10	5.7	3	0	4	1	0	2	4.6							
Rutgers	12/30/2022		10:52	0-3	.000	0-0	.000	0-0	.000	0	2	2	5.4	1	2	0	1	2	0	4.3							
Totals		3	213:05	23-57	.404	0-0	.000	14-25	.560	25	51	76	5.4	29	14	21	10	15	60	4.3							

Player Averages

Games Played	Minutes/game	Points/game	FG Pct	3FG Pct	FT Pct	Rebounds/game	Assists/game	Turnovers/game	Assist/Turnover ratio	Steals/game	Blocks/game
14	15.2	4.3	40.4	0.0	56.0	5.4	1.0	1.5	0.7	1.1	0.7

SEASON/CAREER HIGHS

Points	
Season	9, 2x
Career	28, at Purdue (1/31/21)
Big Ten	28, at Purdue (1/31/21)
Rebounds	
Season	12, Syracuse (11/21/22)
Career	19, Nebraska (2/4/21)
Big Ten	19, Nebraska (2/4/21)
Assists	
Season	3, Youngstown St. (11/15/22)
Career	3, 6x
Big Ten	3, Wisconsin (2/7/21)
Steals	
Season	3, Virginia (11/30/22)
Career	6, vs. Memphis (3/2/20)
Big Ten	4, Wisconsin (2/7/21)
Blocks	
Season	2, West Virginia (12/11/22)
Career	4, 3x
Big Ten	3, 2x
Field Goals Made	
Season	4, Bryant (11/19/22)
Career	13, at Purdue (1/31/21)
Big Ten	13, at Purdue (1/31/21)
3-Point Field Goals Made	
Season	-
Career	1, 9x*
Big Ten	1, Nebraska (2/4/21)
Free Throws Made	
Season	3, 3x
Career	8, Nebraska (2/4/21)
Big Ten	8, Nebraska (2/4/21)
Minutes	
Season	31, Syracuse (11/21/22)
Career	34, 2x
Big Ten	34, Rutgers (2/28/21)
Career	
10-point games	46 (17 at PSU)
20-point games	4 (3 at PSU)

*Includes at SMU (2017-21)

GAME 15 | PENN STATE AT NO. 14/19 MICHIGAN | JANUARY 3, 2023 | CRISLER CENTER

GAME 1: NORFOLK STATE



Official Basketball Box Score - Final
Norfolk St. at Penn St.
 11/09/22 Bryce Jordan Center, State College
 2022-23 Women's Basketball

Game Time: 7:00 PM
 Game Duration: 3:28
 Attendance: 1,777

NO.	Name	Min	FG M-A	3P M-A	FT M-A	Rebounds		Fouls PF	TP	AS	TO	ST	Blocks		+/-	
						OR	DR						BS	BA		
10	Mahogany Williams	12:21	0-1	0-0	0-0	0	1	3	0	0	1	0	0	0	-10	
50	Kierra Wheeler	26:12	3-5	0-0	1-5	3	7	10	2	4	7	0	2	0	-13	
1	Deja Francis	32:54	3-8	1-3	6-7	0	4	4	3	5	13	1	8	2	0	
2	Niya Fields	24:09	3-7	1-5	0-0	1	1	4	0	7	3	1	1	0	-7	
5	Camille Downs	G 26:16	4-13	2-5	0-0	1	5	6	2	10	4	6	6	0	1	
0	Crystal White	22:42	4-8	3-7	0-0	1	0	1	1	11	2	0	0	0	4	
12	Makoye Diawara	27:11	4-7	1-3	0-0	4	4	8	2	9	1	1	1	0	7	
13	Skye Robinson	11:01	1-1	0-0	0-0	1	1	2	1	2	0	1	0	0	1	
24	Danajah Williams	13:58	1-6	0-2	0-0	0	0	0	0	2	0	1	0	0	2	
3	Alana Swift	03:16	0-2	0-0	0-0	0	0	0	0	0	1	0	0	0	-2	
Team						3	1	4			0	2				
Totals			23-58	8-25	7-12	12	24	36	24	14	61	12	22	11	0	-6

Record: 1-1

Officials: Felicia Gritter, Ashlee Goode, Brad Maxwell

Shooting By Period	
1st FG%	3-11 27.3%
3PT%	1-6 16.7%
FT%	1-3 33.3%
2nd FG%	6-19 31.6%
3PT%	0-7 0.0%
FT%	2-3 66.7%
3rd FG%	7-16 43.8%
3PT%	6-7 85.7%
FT%	1-2 50%
4th FG%	7-12 58.3%
3PT%	1-5 20.0%
FT%	3-4 75%
GM FG%	23-58 39.7%
3PT%	8-25 32.0%
FT%	7-12 58.3%

Dead Ball Rebounds: 1, 0

Technical Fouls: NONE

Record: 1-0

NO.	Name	Min	FG M-A	3P M-A	FT M-A	Rebounds		Fouls PF	TP	AS	TO	ST	Blocks		+/-	
						OR	DR						BS	BA		
11	Anna Camden	F 25:40	2-9	2-9	0-2	2	0	2	3	1	6	1	3	0	0	4
24	Alexa Williamson	F 22:02	3-6	0-0	0-0	2	5	7	2	0	6	0	1	0	0	4
5	Lelani Kapinus	G 30:46	1-4	1-3	6-6	3	5	8	3	7	9	3	6	1	0	9
20	Makenna Marisa	G 39:02	8-16	2-4	6-8	3	8	11	2	7	24	4	4	1	1	0
23	Taniyah Thompson	G 28:58	5-11	2-6	3-0	2	2	2	0	3	15	1	2	3	0	2
10	Chanaya Pinto	G 18:18	0-3	0-2	3-6	1	3	4	2	4	3	0	5	0	0	3
22	Ali Campbell	11:47	0-2	0-1	0-0	0	0	0	0	0	0	0	0	0	0	-1
33	Johnasia Cash	14:18	1-1	0-0	1-2	0	2	1	1	3	0	1	1	0	0	6
4	Shay Ciezki	08:08	0-1	0-0	1-2	0	0	0	1	1	1	0	1	0	0	-1
1	Ali Brigham	03:01	0-0	0-0	0-0	1	0	1	0	0	0	0	0	0	0	
Team						1	4	5			0	1				
Totals			20-53	7-25	20-29	15	27	42	14	24	67	10	23	7	2	0

Record: 1-0

Shooting By Period	
1st FG%	4-9 44.4%
3PT%	3-6 50.0%
FT%	2-4 50%
2nd FG%	4-16 25.0%
3PT%	1-9 11.1%
FT%	6-6 100%
3rd FG%	8-15 53.3%
3PT%	2-7 28.6%
FT%	6-11 54.5%
4th FG%	4-13 30.8%
3PT%	1-3 33.3%
FT%	6-8 75%
GM FG%	20-53 37.7%
3PT%	7-25 28.0%
FT%	20-29 69.0%

Dead Ball Rebounds: 3, 0

Technical Fouls: NONE

	NSU	PSU	Points from		Turnovers	Paint	Second Chance	Fast Breaks	Bench	Period by Period Scoring					
			FF	PSU						1st	2nd	3rd	4th	TOT	
Biggest lead	0 (1st 10:00)	12 (3rd 0:47)			16	17	26	20	24	NSU	8	14	21	18	61
Best Scoring Run	8 (4th 1:43)	9 (1st 7:08)			2	21	9	5	7	PSU	13	15	24	15	67
Lead Changes	0	0													
Times Tied	0	0													
Time with Lead	00:00	39:13													

GAME 2: FAIRFIELD



Official Basketball Box Score - Final
Fairfield at Penn St.
 11/11/22 Bryce Jordan Center, State College
 2022-23 Women's Basketball

Game Time: 7:00 PM
 Game Duration: 1:51
 Attendance: 1,999

NO.	Name	Min	FG M-A	3P M-A	FT M-A	Rebounds		Fouls PF	TP	AS	TO	ST	Blocks		+/-	
						OR	DR						BS	BA		
23	Callie Cavanaugh	F 30:41	6-10	0-0	1-2	3	0	3	3	3	13	2	3	1	0	-23
41	Andrea Hermangomez	F 30:39	1-5	0-0	0-0	2	4	6	3	2	2	0	2	1	0	-15
2	Mimi Rubino	G 34:26	0-10	0-4	2-4	1	2	3	0	3	2	4	3	1	0	-22
3	Janelle Brown	G 16:06	3-7	2-5	0-0	2	2	2	4	2	8	2	6	4	0	-16
10	Izabella Nicoletti-Lette	G 28:44	5-12	1-6	3-4	2	3	5	3	3	14	3	5	1	0	-18
15	Laurin Beach	G 28:34	2-4	1-2	0-1	0	1	1	1	1	5	1	2	0	0	-29
42	Mackenzie Martin	G 10:28	2-3	0-0	0-0	1	0	1	1	3	4	0	2	0	0	-15
1	Anna Eng	07:27	0-0	0-0	0-0	0	1	1	0	0	0	0	0	0	0	-5
34	Brooke Tatarian	03:34	0-0	0-0	0-0	0	0	0	0	0	0	0	0	0	0	2
33	Dayna Tirado	03:16	0-0	0-0	0-0	0	0	0	0	0	0	0	0	0	0	-2
22	Jocelyn Polansky	02:40	0-1	0-0	0-0	0	0	0	0	0	0	0	0	0	0	-1
25	Mackenzie Daleba	02:40	0-1	0-0	1-4	1	1	2	1	2	1	0	0	0	0	-1
12	Kate Peek	00:45	0-0	0-0	0-0	0	0	0	0	0	0	0	0	0	0	1
Team						2	0	2			0	1				
Totals			19-53	4-17	7-15	12	14	26	16	20	49	12	27	9	1	-28

Record: 1-1

Officials: Brian Garland, Kate Entering, Kyle Galway

Shooting By Period	
1st FG%	4-11 36.4%
3PT%	0-4 0.0%
FT%	0-1 0%
2nd FG%	5-15 33.3%
3PT%	2-4 50.0%
FT%	1-2 50%
3rd FG%	6-14 42.9%
3PT%	2-6 33.3%
FT%	4-6 66.7%
4th FG%	4-13 30.6%
3PT%	0-3 0.0%
FT%	2-6 33.3%
GM FG%	19-53 35.8%
3PT%	4-17 23.5%
FT%	7-15 46.7%

Dead Ball Rebounds: 7, 1

Technical Fouls: NONE

	FF	PSU	Points from		Turnovers	Paint	Second Chance	Fast Breaks	Bench	Period by Period Scoring					
			FF	PSU						1st	2nd	3rd	4th	TOT	
Biggest lead	0 (1st 10:00)	30 (4th 3:36)			9	33	20	28	29	FF	8	13	18	10	49
Best Scoring Run	7 (2nd 2:56)	15 (4th 4:23)			2	21	7	11	10	PSU	21	12	20	24	77
Lead Changes	0	0													
Times Tied	0	0													
Time with Lead	00:00	39:46													

GAME 3: YOUNGSTOWN STATE



Official Basketball Box Score - Final
Youngstown St. at Penn St.
 11/15/22 Bryce Jordan Center, State College
 2022-23 Women's Basketball

Game Time: 7:00 PM
 Game Duration: 1:56
 Attendance: 1,541

NO.	Name	Min	FG M-A	3P M-A	FT M-A	Rebounds		Fouls PF	TP	AS	TO	ST	Blocks		+/-	
						OR	DR						BS	BA		
35	Lilly Ritz	F 25:57	6-8	0-0	0-3	1	5	6	2	5	12	0	0	4	1	-7
0	Mady Aubach	G 31:00	3-4	2-2	0-0	2	2	3	0	8	4	2	0	0	0	-10
2	Malia Magistro	G 29:32	2-8	1-7	3-4	0	3	3	4	6	5	5	1	0	0	-9
13	Megan Callahan	G 33:30	2-7	1-5	0-0	0	3	3	3	3	5	3	1	0	0	-7
32	Paige Shy	G 31:22	7-13	5-9	0-0	1	3	4	5	0	19	3	5	1	0	-10
22	Shay-Lee Kirby	15:23	1-3	1-2	0-0	0	0	2	0	3	1	2	0	0	0	-7
10	Dena Jarrells	16:58	0-3	0-3	0-0	0	3	3	0	0	3	5	0	0	0	-12
31	Emily Saunders	08:05	3-3	0-0	0-0	0	0	2	0	6	0	0	0	1	0	-4
23	Haley Thierry	01:25	0-0	0-0	0-0	0	0	0	0	0	0	2	0	0	0	-4
40	Jen Wendler	05:59	1-1	0-0	0-0	2	2	0	0	2	0	0	0	0	0	-4
4	Lindsey Mack	00:27	0-0	0-0	0-0	0	0	0	0	0	0	0	0	0	0	0
34	Tenleigh Phelps	00:22	0-0	0-0	0-0	0	0	0	0	0	0	0	0	0	0	0
Team						0	1	1			0	2				
Totals			25-50	10-28	3-7	2	22	24	21	17	63	19	28	7	2	-14

GAME 15 | PENN STATE AT NO. 14/19 MICHIGAN | JANUARY 3, 2023 | CRISLER CENTER

GAME 5: SYRACUSE



Official Basketball Box Score - Final
Syracuse at Penn St.
 11/26/22 Bryce Jordan Center, State College, PA
 2022-23 Women's Basketball

Game Time: 7:00 PM
 Game Duration: 1:48
 Attendance: 1,659

Officials: Felicia Griner, Tim Dalay, Erica Parker

Syracuse - 69

Record: 4-1

NO.	Name	Min	FG			FT			Rebounds		Fouls		TP	AS	TO	ST	Blocks		+/-
			M/A	M/A	M/A	OR	DR	OR	DR	PF	FD	BS					BA		
15	Asia Strong	F	37:42	5-12	1-5	0-1	0	9	9	3	4	11	2	1	0	2	0	0	-11
24	Dariauna Lewis	F	34:59	2-3	0-0	0-0	1	8	9	4	1	4	1	1	0	0	0	-2	
2	Dyaisha Fair	G	38:53	7-18	3-10	3-6	0	3	3	0	7	20	6	1	5	0	0	-8	
4	Teisha Hyman	G	24:57	7-13	2-3	3-3	1	2	3	5	19	6	8	1	0	0	0	0	
25	Alaina Rice	G	37:38	3-9	3-7	0-0	0	3	3	1	9	1	4	1	0	1	-15		
12	Cheyenne McEvans	F	09:40	0-3	0-0	2-2	0	0	0	1	1	2	0	1	0	0	0	-7	
21	Saniaa Wilson	F	06:02	0-0	0-0	0-0	0	0	0	0	0	0	0	1	0	0	0	-8	
3	Nyah Wilson	F	08:52	2-3	0-0	0-0	0	0	0	0	4	0	2	0	0	0	0	-9	
22	Kyra Wood	F	01:17	0-0	0-0	0-0	0	0	0	0	0	0	0	0	0	0	0	0	
Team							5	0	5	0	0	0	0	0	0	0	0		
Totals			26:61	9-25	8-12	7	25	32	20	19	69	15	19	8	4	2	-13		

Technical Fouls: NONE

Shooting By Period	
1st FG%	10-17 58.8%
3PT%	6-7 85.7%
FT%	1-2 50%
2nd FG%	5-12 41.7%
3PT%	1-6 16.7%
FT%	3-5 60%
3rd FG%	5-17 29.4%
3PT%	0-7 0%
FT%	0-5 0%
4th FG%	6-15 40.0%
3PT%	2-7 28.6%
FT%	0-0 0%
GM FG%	26-61 42.6%
3PT%	9-25 36.0%
FT%	8-12 66.7%

Dead Ball Rebounds: 1, 0

Penn St. - 62

Record: 5-0

NO.	Name	Min	FG			FT			Rebounds		Fouls		TP	AS	TO	ST	Blocks		+/-
			M/A	M/A	M/A	OR	DR	OR	DR	PF	FD	BS					BA		
24	Alexa Williamson	F	10:06	1-4	0-0	0-0	0	1	1	4	0	2	0	1	0	0	0	-7	
33	Johanna Cash	F	31:04	5-11	0-0	3-4	6	6	12	3	9	2	4	1	1	0	0	0	
4	Shay Ciezki	G	30:34	6-12	4-9	2-2	1	1	2	2	3	18	3	1	1	0	1	16	
5	Lellani Kapinus	G	18:36	1-3	0-1	2-3	2	3	5	4	3	4	0	4	1	1	0	-15	
20	Makenna Marisa	G	38:14	8-21	1-4	5-5	3	5	8	0	5	22	7	2	3	0	2	13	
10	Chanaya Pinto	F	18:25	5-7	1-1	1-2	5	7	1	5	12	0	0	0	0	0	0	20	
23	Tanyah Thompson	F	08:06	1-3	0-0	0-0	1	1	1	1	0	2	0	1	0	0	0	-4	
11	Anna Camden	F	13:27	2-5	2-5	0-0	0	1	1	1	0	6	1	1	0	0	0	2	
22	Alii Campbell	F	25:25	1-3	0-2	0-0	1	3	4	2	2	5	0	4	0	0	0	31	
1	Alii Brigham	F	06:03	2-3	0-0	1-2	1	1	1	1	5	1	5	1	0	0	1	9	
Team							4	3	7	0	0	0	0	0	0	0	0		
Totals			30:72	8-22	14-18	19	30	49	19	20	82	19	14	10	2	4	13		

Technical Fouls: NONE

Shooting By Period	
1st FG%	5-18 27.8%
3PT%	0-3 0.0%
FT%	4-5 80%
2nd FG%	4-18 22.2%
3PT%	1-4 25.0%
FT%	0-0 0%
3rd FG%	8-16 50.0%
3PT%	4-9 50.0%
FT%	2-4 50%
4th FG%	13-20 65.0%
3PT%	3-7 42.9%
FT%	8-9 88.9%
GM FG%	30-72 41.7%
3PT%	8-22 36.4%
FT%	14-18 77.8%

Dead Ball Rebounds: 2, 1

	SYR		PSU		Points from Turnovers	SYR	PSU	Period by Period Scoring			
	1st	2nd	3rd	4th				TOT			
Biggest lead	21 (3 rd 8:07)	13 (4 th 0:08)			10	25					
Best Scoring Run	11 (1 st 6:24)	7 (4 th 8:43)			26	34					
Lead Changes	3				8	25					
Times Tied	0				9	21					
Time with Lead	33:28	05:58			14	9					

GAME 6: VS. TOLEDO



Official Basketball Box Score - Final
Toledo at Penn St.
 11/25/22 Ocean Center, Daytona Beach, FL
 2022 Dayton Beach Invitational

Game Time: 1:15 PM
 Game Duration: 2:00
 Attendance: 350

Officials: Natasha Harris, Lauren Niemera, Erica Herriman

Toledo - 59

Record: 3-2

NO.	Name	Min	FG			FT			Rebounds		Fouls		TP	AS	TO	ST	Blocks		+/-
			M/A	M/A	M/A	OR	DR	OR	DR	PF	FD	BS					BA		
34	Jessica Cook	F	23:01	2-7	0-0	1-2	2	3	5	1	3	5	1	1	2	1	1	-2	
2	Sophia Wiard	G	39:12	3-11	1-4	8-10	0	8	8	2	8	15	3	2	0	0	0	-4	
5	Quinesha Lockett	G	33:15	5-14	0-6	5-7	4	3	7	3	5	15	4	1	1	1	0	5	
22	Khera Goss	G	24:10	3-6	1-3	1-2	1	0	1	0	2	8	0	2	2	0	0	-1	
33	Sammie Mikonowicz	G	35:38	2-9	1-4	3-4	3	5	8	2	3	8	2	3	0	0	0	-12	
1	Nan Garcia	F	08:23	1-5	0-3	0-0	1	0	1	0	0	2	0	1	1	0	0	-7	
12	Jayda Jansen	F	09:43	0-4	0-1	0-0	0	2	2	1	0	0	0	0	0	0	0	2	
2	Justina King	F	16:38	2-4	0-1	2-2	0	1	1	1	1	6	1	0	0	0	0	3	
24	Yanah Curry	F	01:24	0-1	0-0	0-0	0	0	0	0	0	0	0	0	0	0	0	3	
13	Lonasia Brewer	F	08:36	0-1	0-0	0-0	2	1	3	1	0	0	0	0	0	0	0	8	
Team							2	1	3	0	0	0	1	1	0	0	0		
Totals			18:62	3-22	20-27	15	24	39	11	23	59	11	12	10	2	1	-1		

Technical Fouls: NONE

Shooting By Period	
1st FG%	5-13 38.5%
3PT%	0-5 0.0%
FT%	3-5 60%
2nd FG%	5-18 27.8%
3PT%	0-4 0.0%
FT%	2-2 100%
3rd FG%	3-14 21.4%
3PT%	1-6 16.7%
FT%	5-6 83.3%
4th FG%	5-17 29.4%
3PT%	2-7 28.6%
FT%	10-14 71.4%
GM FG%	18-62 29.0%
3PT%	3-22 13.6%
FT%	20-27 74.1%

Dead Ball Rebounds: 4, 1

Penn St. - 60

Record: 6-0

NO.	Name	Min	FG			FT			Rebounds		Fouls		TP	AS	TO	ST	Blocks		+/-
			M/A	M/A	M/A	OR	DR	OR	DR	PF	FD	BS					BA		
10	Chanaya Pinto	F	27:59	5-9	2-4	1-1	3	3	6	2	13	0	3	3	0	0	0	6	
24	Alexa Williamson	F	12:11	2-4	0-0	0-1	1	2	3	4	1	4	0	0	0	0	0	0	-2
4	Shay Ciezki	G	35:51	6-13	2-5	2-2	0	1	1	4	2	16	3	2	1	0	1	6	
5	Lellani Kapinus	G	19:45	0-3	0-2	3-4	0	4	4	2	4	3	1	5	1	0	0	0	
20	Makenna Marisa	G	37:29	7-14	0-1	0-0	4	4	2	0	14	3	2	1	0	0	0	-3	
10	Mir McLean	F	08:40	2-5	0-0	1-1	2	1	1	2	1	0	0	1	0	0	0	8	
33	Johanna Cash	F	19:39	2-8	0-0	0-0	3	7	10	4	0	4	0	1	0	1	0	-6	
11	Anna Camden	F	17:37	0-2	0-2	0-0	1	1	1	1	2	0	0	1	0	0	0	8	
23	Tanyah Thompson	F	10:45	1-2	0-0	0-0	1	1	2	0	2	1	1	1	1	0	0	0	
1	Alii Brigham	F	08:40	2-5	0-1	0-0	1	4	5	0	0	4	1	1	1	0	0	2	
22	Alii Campbell	F	07:26	0-1	0-0	0-0	1	1	3	0	0	0	0	2	0	0	0	-5	
2	Aicha Dia	F	02:38	0-0	0-0	0-0	0	0	0	0	0	0	0	0	0	0	0	0	
Team							3	3	6	0	0	0	0	0	0	0	0		
Totals			25:61	4-15	6-8	12	31	43	23	11	60	9	19	8	1	2	1		

Technical Fouls: NONE

Shooting By Period	
1st FG%	8-13 61.5%
3PT%	2-2 100%
FT%	0-0 0%
2nd FG%	4-21 19.0%
3PT%	0-6 0.0%
FT%	3-3 100%
3rd FG%	6-13 46.2%
3PT%	1-5 20.0%
FT%	0-0 0%
4th FG%	7-14 50.0%
3PT%	1-2 50.0%
FT%	3-5 60%
GM FG%	25-61 41.0%
3PT%	4-15 26.7%
FT%	6-8 75.0%

GAME 15 | PENN STATE AT NO. 14/19 MICHIGAN | JANUARY 3, 2023 | CRISLER CENTER

GAME 9: AT MINNESOTA

Official Basketball Box Score - Final
Penn St. at Minnesota
 2022-23 Women's Basketball
 Game Time: 7:30 PM
 Game Duration: 2:32
 Attendance: 2,852
 Officials: Maggie Terman, Brian Garland, Xomara Cruz-Johnson

NO.	Name	Min	FG			3P			FT			Rebounds			Fouls			TP	AS	TO	ST	Blocks			+/-																						
			M/A	M/A	M/A	M/A	M/A	M/A	M/A	OR	DR	TOT	PF	FD	PP	FD	PP					FD	BS	BA		BB																					
10	Chanaya Pinto	F 45:12	4-8	0-2	3-4	2	6	8	2	3	1	0	0	2	11	2	3	1	0	0	0	1	0	0	-1																						
33	Johnasia Cash	F 13:25	2-6	0-0	0-0	0	4	4	3	0	4	2	2	1	1	0	1	0	0	0	1	0	0	-1																							
4	Shay Ciezki	G 42:40	5-13	3-8	0-0	1	1	1	4	4	13	0	3	1	0	0	0	0	0	0	0	0	0	-8																							
5	Leliani Kapinus	G 39:45	8-10	0-0	2-6	1	2	3	4	6	18	4	2	5	2	0	1	0	0	0	1	0	0	0																							
20	Makenna Marisa	G 49:29	13-21	7-10	1-2	0	4	4	3	2	34	6	4	2	2	0	2	0	0	0	0	0	0	0																							
24	Alexa Williamson	F 27:08	3-6	0-0	1-2	3	3	6	4	2	7	0	3	2	0	0	1	0	0	0	1	0	0	0																							
1	Ali Brigham	02:38	0-0	0-0	0-0	0	1	1	0	0	0	0	0	1	0	0	0	0	0	0	0	0	0	-4																							
22	Alli Campbell	04:41	0-1	0-1	0-0	0	1	1	0	0	0	0	0	0	0	0	0	0	0	0	0	0	0	-4																							
23	Tanyah Thompson	16:48	4-8	1-3	0-0	2	1	3	3	1	9	1	1	1	0	0	0	0	0	0	0	0	0	6																							
11	Anna Camden	08:14	0-2	0-0	0-0	0	0	0	1	2	0	1	0	0	0	0	0	0	0	0	0	0	0	-1																							
Team						2			5			7			0			3																													
Totals			39-75			11-24			7-14			10			28			38			25			20			96			16			22			13			5			0			-2		

Record: 7-2 (0-1)
 Shooting By Period
 1st FG% 5-13 38.5%
 2nd FG% 6-13 46.2%
 3rd FG% 12-18 66.7%
 4th FG% 7-15 46.7%
 FT% 1-2 50.0%
 3PT% 3-6 50.0%
 FT% 0-0 0%
 4th FG% 7-15 46.7%
 3PT% 2-6 33.3%
 FT% 5-6 83.3%
 OTFG% 9-16 56.3%
 3PT% 1-3 33.3%
 FT% 1-6 16.7%
 GM FG% 39-75 52.0%
 3PT% 11-24 45.8%
 FT% 7-14 50.0%
 Dead Ball Rebounds: 3
 Technical Fouls: NONE

Official Basketball Box Score - Final
Minnesota - 98
 2022-23 Women's Basketball
 Game Time: 7:30 PM
 Game Duration: 2:32
 Attendance: 2,852
 Officials: Maggie Terman, Brian Garland, Xomara Cruz-Johnson

NO.	Name	Min	FG			3P			FT			Rebounds			Fouls			TP	AS	TO	ST	Blocks			+/-																
			M/A	M/A	M/A	M/A	M/A	M/A	M/A	OR	DR	TOT	PF	FD	PP	FD	PP					FD	BS	BA		BB															
4	Alanna Micheaux	F 23:54	3-8	0-0	2-2	1	1	2	5	2	8	0	1	0	0	0	1	0	0	0	0	1	0	0	1																
24	Mallory Heyer	F 43:23	7-13	2-5	2-3	3	8	11	2	3	18	1	2	2	0	0	1	2	0	0	0	0	0	0	-1																
3	Amaya Battle	G 40:26	7-14	2-2	3-4	0	5	5	2	4	19	5	8	3	0	2	2	0	0	0	0	0	0	0	-2																
10	Mara Braun	G 45:44	7-13	1-4	11-11	0	4	4	1	8	26	6	7	3	0	0	0	0	0	0	0	0	0	0	5																
23	Katie Borowicz	G 31:52	4-7	2-4	3-4	0	2	2	5	2	13	3	4	1	0	0	0	0	0	0	0	0	0	0	1																
14	Isabelle Gradwell	17:57	2-7	1-5	1-2	0	1	1	2	6	0	1	2	0	0	0	0	0	0	0	0	0	0	0	-1																
5	Maggie Czinnano	21:37	0-3	0-1	4-4	0	3	3	1	2	4	0	0	0	0	0	0	0	0	0	0	0	0	0	1																
21	MiCole Cayton	14:01	0-0	0-0	2-2	1	1	2	1	2	0	1	0	0	0	0	0	0	0	0	0	0	0	0	-7																
13	Destinee Oberg	11:06	1-1	0-0	0-0	0	0	0	1	2	0	1	0	0	0	0	0	0	0	0	0	0	0	0	-8																
Team						4			5			9			0			1																							
Totals			31-66			8-21			28-32			9			30			25			98			15			26			11			0			5			2		

Record: 5-3 (1-0)
 Shooting By Period
 1st FG% 6-12 50.0%
 2nd FG% 3-5 60.0%
 3rd FG% 1-2 50.0%
 4th FG% 5-14 35.7%
 FT% 1-2 50.0%
 3PT% 1-4 25.0%
 FT% 4-5 80%
 3rd FG% 6-15 40.0%
 3PT% 3-8 37.5%
 FT% 0-0 0%
 4th FG% 8-14 57.1%
 3PT% 1-3 33.3%
 FT% 13-13 100%
 OTFG% 6-11 54.5%
 3PT% 0-1 0%
 FT% 10-12 83.3%
 GM FG% 31-66 47.0%
 3PT% 8-21 38.1%
 FT% 28-32 87.5%
 Dead Ball Rebounds: 2
 Technical Fouls: NONE

Biggest lead	PENN		Points from Turnovers	PENN/MINN		Period by Period Scoring						
	10 (4 th 9:10)	8 (3 rd 9:10)		20	21	1st	2nd	3rd	4th	OT1	OT2	TOT
Best Scoring Run	12 (3 rd 2:35)		46	40	Penn	14	14	27	21	10	10	96
Lead Changes	10		5	15	MINN	16	15	15	30	10	12	98
Times Tied	11		22	21								
Time with Lead	29:07	14:51	16	14								

GAME 10: NO. 4/3 INDIANA

Official Basketball Box Score - Final
Indiana at Penn St.
 2022-23 Women's Basketball
 Game Time: 7:00 PM
 Game Duration: 1:42
 Attendance: 1,621
 Officials: Gina Cross, By Seales, Brad Massey

NO.	Name	Min	FG			3P			FT			Rebounds			Fouls			TP	AS	TO	ST	Blocks			+/-																						
			M/A	M/A	M/A	M/A	M/A	M/A	M/A	OR	DR	TOT	PF	FD	PP	FD	PP					FD	BS	BA		BB																					
54	Mackenzie Holmes	F 34:36	8-12	0-0	2-3	0	10	10	3	4	18	1	2	1	1	0	0	0	0	0	0	0	0	0	10																						
12	Yarden Garzon	G 33:59	3-5	1-1	0-0	1	7	8	5	2	7	5	6	1	0	0	0	0	0	0	0	0	0	0	8																						
14	Sara Scalia	G 38:49	3-12	1-7	0-0	0	3	3	0	2	7	4	4	2	0	0	0	0	0	0	0	0	0	0	12																						
22	Chloe Moore-McNeil	G 38:54	3-4	1-2	4-4	0	3	3	1	3	11	7	1	1	1	0	0	0	0	0	0	0	0	0	9																						
33	Sydney Parrish	G 33:44	7-13	2-4	2-2	2	5	7	3	3	18	3	4	0	0	0	0	0	0	0	0	0	0	0	14																						
21	Hanna Saravik	G 12:17	2-3	0-1	0-0	0	0	0	0	0	4	0	0	0	0	0	0	0	0	0	0	0	0	0	-4																						
52	Lily Metzger	05:24	1-2	0-0	0-0	0	0	0	0	0	2	0	0	0	0	0	0	0	0	0	0	0	0	0	-1																						
1	Lexus Bargesser	02:17	0-0	0-0	0-0	0	0	0	0	0	0	0	0	0	0	0	0	0	0	0	0	0	0	0	-3																						
Team						3			6			0			0			0																													
Totals			27-51			5-15			8-9			6			31			37			13			14			67			20			17			5			2			0			9		

Record: 10-0 (2-0)
 Shooting By Period
 1st FG% 5-13 38.5%
 2nd FG% 6-13 46.2%
 3rd FG% 12-18 66.7%
 4th FG% 7-15 46.7%
 FT% 1-2 50.0%
 3PT% 3-6 50.0%
 FT% 0-0 0%
 4th FG% 7-15 46.7%
 3PT% 2-6 33.3%
 FT% 5-6 83.3%
 OTFG% 9-16 56.3%
 3PT% 1-3 33.3%
 FT% 1-6 16.7%
 GM FG% 39-75 52.0%
 3PT% 11-24 45.8%
 FT% 7-14 50.0%
 Dead Ball Rebounds: 3
 Technical Fouls: NONE

Official Basketball Box Score - Final
Penn St. - 58
 2022-23 Women's Basketball
 Game Time: 7:00 PM
 Game Duration: 1:42
 Attendance: 1,621
 Officials: Gina Cross, By Seales, Brad Massey

NO.	Name	Min	FG			3P			FT			Rebounds			Fouls			TP	AS	TO	ST	Blocks			+/-							
			M/A	M/A	M/A	M/A	M/A	M/A	M/A	OR	DR	TOT	PF	FD	PP	FD	PP					FD	BS	BA		BB						
24	Alexa Williamson	F 25:11	4-4	0-0	2-3	0	4	4	2	2	10	1	1	0	0	0	0	0	0	0	0	0	0	0	3							
4	Shay Ciezki	G 34:15	3-11	0-4	0-1	1	1	2	2	2	16	1	4	1	0	0	0	0	0	0	0	0	0	0	-9							
5	Leliani Kapinus	G 34:16	5-13	1-5	4-4	3	5	8	3	2	15	3	2	1	0	0	0	0	0	0	0	0	0	0	-3							
20	Makenna Marisa	G 40:00	5-18	1-5	1-2	2	5	7	2	12	4	1	2	0	0	0	0	0	0	0	0	0	0	0	-7							
11	Anna Camden	G 30:30	3-8	2-5	0-0	1	1	2	3	8	3	0	3	0	0	0	0	0	0	0	0	0	0	0	0							
23	Katie Borowicz	07:26	0-3	0-0	0-0	0	0	0	0	0	0	0	0	0	0	0	0	0	0	0	0	0	0	0	-8							
11	Chanaya Pinto	01:04	0-0	0-0	0-0	0	0	0	0	0	0	0	0	0	0	0	0	0	0	0	0	0	0	0	0							
23	Tanyah Thompson	07:00	0-0	0-0	0-0	0	0	0	0	0	0	0	0	0	0	0	0	0	0	0	0	0	0	0	0							
10	Chanaya Pinto	17:33	3-5	0-0	1-2	1	0	1	1	2	7	1	1	1	0	0	0	0	0	0	0	0	0	0	0							
33	Johnasia Cash	03:12	0-2	0-0	0-0	0	2	2	0	0	0	1	0	0	0	0	0	0	0	0	0	0	0	0	-1							
1	Ali Brigham	06:33	0-0	0-0	0-0	0	1	1	0	0	0	0	0	0	0	0	0	0	0	0	0	0	0	0	0							
Team						1			2			0			0			0														
Totals			23-64			4-22			8-12			12			19			31			14			13			58			1		

GAME 15 | PENN STATE AT NO. 14/19 MICHIGAN | JANUARY 3, 2023 | CRISLER CENTER

GAME 13: CORNELL



Official Basketball Box Score - Final
Cornell at Penn St.
 12/21/22 Bryce Jordan Center, State College
 2022-23 Women's Basketball

Game Time: 12:00 PM
 Game Duration: 1:54
 Attendance: 1,589

Officials: Frank Steratore, Tom Halladay, Kristie Watkins-Day

Cornell - 48

Record: 6-6

NO.	Name	Min	FG	3P	FT	Rebounds	Fouls	TP	AS	TO	ST	Blocks	+/-
			M-A	M-A	M-A	OR DR TOT	PF FD					BS BA	
21	Anna Hovis	F 24:40	1-3	0-0	0-0	0 4 4	1 0 2	4	2	1	0	0	-10
24	Summer Parker-Hall	F 19:55	1-5	0-0	2-2	1 4 5	4 4 4	4	1	2	2	0	-11
5	Ania McNicholas	G 28:40	5-16	3-10	0-0	2 1 3	4 4 4	13	1	8	4	0	-25
20	Kaya Ingram	G 25:01	1-6	0-1	2-2	0 1 1	2 2 4	1	5	2	0	0	-21
22	Shannon Mulroy	G 30:22	2-6	1-4	0-2	0 1 1	3 2 5	4	3	1	0	0	-13
12	Mia Beam	17:30	2-9	0-6	1-2	1 0 1	1 2 5	0	3	1	0	0	-30
31	Emily Pape	19:21	2-6	0-0	2-2	2 3 5	2 1 6	1	4	0	0	0	-37
25	Lexi Green	06:58	1-1	0-0	0-0	0 0 0	0 0 0	0	0	0	0	0	-13
2	Val Garcia-Martinez	06:35	1-3	1-2	0-0	0 1 1	0 1 3	0	0	2	0	0	5
3	Vivienne Knee	12:25	1-6	1-3	1-2	1 2 3	1 1 4	1	1	2	0	1	-4
13	Jada Davis	04:23	0-0	0-0	0-0	0 1 1	0 0 0	0	0	0	0	0	-4
4	Sarah Hathorn	02:05	0-0	0-0	0-0	0 0 0	0 0 0	0	1	0	0	0	4
11	Arianna Linoxiakis	02:05	0-0	0-0	0-0	0 0 0	0 0 0	0	0	0	0	0	4
Team						7 1 8		0					
Totals		17-61	6-26	8-12	14 19 33	18 17	48 14	28	15	0	3	31	

Technical Fouls: NONE

Dead Ball Rebounds: 4, 0

Penn St. - 79

Record: 9-4

NO.	Name	Min	FG	3P	FT	Rebounds	Fouls	TP	AS	TO	ST	Blocks	+/-
			M-A	M-A	M-A	OR DR TOT	PF FD					BS BA	
10	Chanaya Pinto	F 23:07	3-4	0-0	2-2	3 3 6	1 2 8	7	2	5	0	0	34
1	Ali Brigham	C 18:36	4-6	0-0	1-2	3 4 7	2 2 9	1	3	1	1	0	20
4	Shay Cizecki	G 18:45	4-6	2-4	0-0	0 1 1	3 1 10	4	1	1	0	0	20
5	Lelani Kapinus	G 22:02	5-9	0-1	3-4	1 4 5	1 3 13	1	6	0	0	0	7
20	Makenna Marisa	G 26:49	3-10	1-3	5-6	0 1 1	2 3 12	3	2	2	1	0	32
23	Taniyah Thompson	21:02	4-8	1-2	0-0	0 1 1	3 1 9	2	3	5	0	0	16
24	Alexa Williamson	12:52	1-4	0-0	0-0	1 2 3	1 0 2	0	0	0	0	0	10
11	Anna Camden	21:04	2-4	2-3	0-0	0 2 2	0 0 6	2	1	1	0	0	17
33	Johnasia Cash	13:46	0-2	0-0	2-2	1 9 10	3 3 3	2	0	4	0	1	7
12	Kayla Thomas	07:05	1-2	0-0	0 1 1	1 0 2	1 0 0	0	0	0	0	0	-1
2	Aicha Dia	10:36	3-4	0-0	0 1 1	0 3 6	0 3 1	0	0	0	0	0	4
0	Ivane Tensaie	04:16	0-1	0-0	0-0	0 0 0	0 0 0	0	0	0	0	0	-11
Team						1 2 3		0					
Totals		30-60	6-13	13-16	11 30 41	17 18	79 21	25	16	3	0	31	

Technical Fouls: NONE

Dead Ball Rebounds: 3, 0

	CU	PSU
Biggest lead	0 (1 st 10:00)	35 (4 th 2:29)
Best Scoring Run	8 (3 rd 3:15)	9 (3 rd 9:16)
Lead Changes	0	
Times Tied	0	
Time with Lead	00:00	39:27

Points from	CU	PSU
Turnovers	11	37
Paint	14	46
Second Chance	13	12
Fast Breaks	12	28
Bench	20	27

Period by Period Scoring	1st	2nd	3rd	4th	TOT
CU	11	7	17	13	48
PSU	21	21	16	21	79

GAME 14: RUTGERS



Official Basketball Box Score - Final
Rutgers at Penn St.
 12/30/22 Bryce Jordan Center, State College
 2022-23 Women's Basketball

Game Time: 5:00 PM
 Game Duration: 1:56
 Attendance: 2,368

Officials: Felicia Grinter, Maggie Tarnan, Kelsey Reynolds

Rutgers - 72

Record: 6-9 (0-3)

NO.	Name	Min	FG	3P	FT	Rebounds	Fouls	TP	AS	TO	ST	Blocks	+/-
			M-A	M-A	M-A	OR DR TOT	PF FD					BS BA	
20	Erica Lafayette	F 24:55	3-11	0-0	4-4	3 2 5	4 3 3	10	2	3	1	0	1 4
54	Chyna Cornwell	F 29:43	5-6	0-0	3-4	1 6 7	3 4 3	13	0	3	0	0	1 -17
22	Kassandra Brown	C 29:09	5-10	1-1	2-4	0 8 8	3 3 3	13	4	3	2	2	1 -9
2	Kaylene Smikle	G 32:13	5-9	2-4	6-6	2 2 4	3 5 18	2	5	2	0	2	-16
11	Awa Scibe	G 37:02	3-7	0-1	1-1	0 6 6	2 1 7	5	6	0	0	0	-18
24	Kai Carter	14:40	1-2	1-1	2-2	0 0 0	3 1 5	1	5	0	0	0	-18
31	Abby Sreeter	16:41	1-3	1-3	0-0	0 0 0	2 0 3	1	2	0	0	0	-10
4	Antonia Bates	15:37	1-3	1-2	0-0	1 2 3	3 0 3	1	4	0	1	0	-6
Team						4 4 8		0					
Totals		24-51	6-12	18-21	11 30 41	23 17	72 16	31	5	3	5	18	

Technical Fouls: NONE

Shooting By Period	1st	2nd	3rd	4th	TOT
1st FG%	6-15	40.0%			
3PT%	1-2	0.0%			
2nd FG%	5-9	55.6%			
3PT%	3-4	75.0%			
3rd FG%	7-12	58.3%			
3PT%	3-4	75.0%			
FT%	4-5	80%			
4th FG%	6-15	40.0%			
3PT%	0-2	0.0%			
FT%	10-10	100%			
GM FG%	24-51	47.1%			
3PT%	6-12	50.0%			
FT%	18-21	85.7%			

Dead Ball Rebounds: 2, 0

Penn St. - 90

Record: 10-4 (1-2)

NO.	Name	Min	FG	3P	FT	Rebounds	Fouls	TP	AS	TO	ST	Blocks	+/-
			M-A	M-A	M-A	OR DR TOT	PF FD					BS BA	
10	Chanaya Pinto	F 23:03	4-6	0-1	0-0	0 2 2	2 1 8	3	2	2	0	0	3
1	Ali Brigham	C 13:01	1-1	0-0	3-4	2 0 2	1 2 5	0	0	0	0	0	-1
4	Shay Cizecki	G 24:57	2-7	0-2	3-4	2 3 5	3 3 7	5	2	3	0	0	7
5	Lelani Kapinus	G 28:55	5-14	1-5	3-4	2 2 4	2 3 14	5	2	6	1	0	7
20	Makenna Marisa	G 33:38	11-22	4-9	6-7	1 4 5	1 6 32	3	2	1	1	0	21
23	Taniyah Thompson	24:34	4-9	1-2	2-3	1 0 1	0 3 11	0	1	1	0	0	17
24	Alexa Williamson	11:47	0-4	0-0	0-0	2 0 2	2 1 0	0	0	0	0	1	12
11	Anna Camden	16:57	3-4	2-3	0-0	0 0 0	2 0 8	1	0	2	1	0	18
33	Johnasia Cash	10:52	0-3	0-0	0-0	0 2 2	1 1 0	0	0	2	1	0	7
2	Aicha Dia	05:11	0-0	0-0	1-2	0 0 0	1 1 1	2	0	0	0	0	1
0	Ivane Tensaie	03:55	0-0	0-0	2-2	0 1 1	0 1 2	0	0	0	0	0	-2
12	Kayla Thomas	03:10	0-0	0-0	2-2	0 1 1	2 1 2	0	0	0	0	0	0
Team						2 2 4		0		1			
Totals		30-70	8-22	22-28	12 17 29	17 23	90 19	10	17	5	3	18	

Technical Fouls: NONE

Dead Ball Rebounds: 4, 0

	RU	PSU
Biggest lead	0 (1 st 10:00)	26 (3 rd 9:50)
Best Scoring Run	7 (2 nd 7:19)	11 (1 st 6:40)
Lead Changes	0	
Times Tied	1	
Time with Lead	00:00	39:14

Points from	RU	PSU
Turnovers	8	38
Paint	26	40
Second Chance	9	14
Fast Breaks	10	23
Bench	11	24

Period by Period Scoring	1st	2nd	3rd	4th	TOT
RU	13	16	21	22	72
PSU	33	20	19	18	90



**2022-23 Penn St. Women's Basketball
Combined Team Statistics
All games**

Game Records

Record	Overall	Home	Away	Neutral
ALL GAMES	10-4	8-2	0-2	2-0
CONFERENCE	1-2	1-1	0-1	0-0
NON-CONFERENCE	9-2	7-1	0-1	2-0

Score by Periods

Team	1st	2nd	3rd	4th	OT	TOT
Penn St.	238	244	274	287	26	1069
Opponents	199	203	231	235	32	900

Team Box Score

No.	Player				Total		3-Point		F-Throw		Rebounds											
		GP-GS	MIN	AVG	FG-FGA	FG%	3FG-3FGA	3FG%	FT-FTA	FT%	OFF	DEF	TOT	AVG	PF	DQ	A	TO	BLK	STL	PTS	AVG
20	MARISA, Makenna	14-14	481:26	34.4	97-213	.455	32-70	.457	35-47	.745	16	47	63	4.5	26	0	60	42	5	26	261	18.6
5	KAPINUS, Leilani	14-14	383:54	27.4	59-119	.496	5-25	.200	39-51	.765	21	61	82	5.9	38	2	40	47	12	45	162	11.6
4	CIEZKI, Shay	14-13	396:18	28.3	51-125	.408	25-67	.373	16-21	.762	9	20	29	2.1	32	0	39	29	0	17	143	10.2
24	WILLIAMSON, Alexa	14-10	262:08	18.7	43-84	.512	0-0	.000	16-27	.593	20	25	45	3.2	32	0	8	16	1	11	102	7.3
23	THOMPSON, Taniyah	14-1	247:34	17.7	40-91	.440	7-21	.333	11-16	.688	7	18	25	1.8	19	0	8	17	0	14	98	7.0
10	PINTO, Chanaya	13-7	274:06	21.1	31-59	.525	4-14	.286	21-32	.656	26	35	61	4.7	21	1	22	22	1	17	87	6.7
33	CASH, Johnasia	14-3	213:05	15.2	23-57	.404	0-0	.000	14-25	.560	25	51	76	5.4	29	0	14	21	10	15	60	4.3
1	BRIGHAM, Ali	14-2	143:44	10.3	22-35	.629	0-1	.000	12-16	.750	16	22	38	2.7	16	0	13	13	3	4	56	4.0
22	CAMPBELL, Alli	10-1	171:14	17.1	16-40	.400	7-20	.350	0-0	.000	4	13	17	1.7	11	0	15	11	0	16	39	3.9
11	CAMDEN, Anna	14-5	218:59	15.6	12-44	.273	10-35	.286	2-4	.500	4	12	16	1.1	13	0	13	13	4	9	36	2.6
2	DIA, Aicha	7-0	36:41	5.2	5-8	.625	0-1	.000	1-2	.500	1	3	4	0.6	2	0	1	4	0	2	11	1.6
12	THOMAS, Kayla	6-0	23:09	3.9	1-3	.333	0-0	.000	5-6	.833	2	2	4	0.7	7	0	1	3	1	0	7	1.2
0	TENSAIE, Ivane	6-0	20:07	3.4	2-6	.333	1-2	.500	2-2	1.000	0	1	1	0.2	0	0	0	0	0	0	7	1.2
Team											25	39	64					9				
Total		14	2872		402-884	.455	91-256	.355	174-249	.699	176	349	525	37.5	246	3	234	247	37	176	1069	76.4
Opponents		14	2875		320-785	.408	92-304	.303	168-225	.747	133	334	467	33.4	259	10	207	315	22	117	900	64.3

Team Statistics

	PSU	OPP
Scoring	1069	900
Points per game	76.4	64.3
Scoring margin	+12.1	-
Field goals-att	402-884	320-785
Field goal pct	.455	.408
3 point fg-att	91-256	92-304
3-point FG pct	.355	.303
3-pt FG made per game	6.5	6.6
Free throws-att	174-249	168-225
Free throw pct	.699	.747
F-Throws made per game	12.4	12.0
Rebounds	525	467
Rebounds per game	37.5	33.4
Rebounding margin	+4.1	-
Assists	234	207
Assists per game	16.7	14.8
Turnovers	247	315
Turnovers per game	17.6	22.5
Turnover margin	+4.9	-
Assist/turnover ratio	0.9	0.7
Steals	176	117
Steals per game	12.6	8.4
Blocks	37	22
Blocks per game	2.6	1.6
Winning streak	2	-
Home win streak	3	-
Attendance	18111	3841
Home games-Avg/Game	10-1811	2-1921
Neutral site-Avg/Game	-	2-248

Team Results

Date	Opponent		Score	Att.
11/09/2022	Norfolk St.	W	67-61	1777
11/11/2022	Fairfield	W	77-49	1959
11/15/2022	Youngstown St.	W	77-63	1541
11/18/2022	Bryant	W	96-33	1565
11/21/2022	Syracuse	W	82-69	1650
11/25/2022	vs Toledo	W	60-59	350
11/26/2022	vs Fresno St.	W	68-49	145
11/30/2022	Virginia	L	68-89	1823
12/03/2022	at Minnesota	Lot2	96-98	2852
12/08/2022	Indiana	L	58-67	1621
12/11/2022	West Virginia	W	69-57	2218
12/18/2022	at Drexel	Lot	82-86	989
12/21/2022	Cornell	W	79-48	1589
12/30/2022	Rutgers	W	90-72	2368



**2022-23 Penn St. Women's Basketball
Season Schedule/Results & Leaders
All games**

Game Records

Record	Overall	Home	Away	Neutral
ALL GAMES	10-4	8-2	0-2	2-0
CONFERENCE	1-2	1-1	0-1	0-0
NON-CONFERENCE	9-2	7-1	0-1	2-0

Team Results

Date	Opponent		Score	Att.	High Points	High Rebounds
11/09/2022	Norfolk St.	W	67-61	1777	(24) MARISA, Makenna	(11) MARISA, Makenna
11/11/2022	Fairfield	W	77-49	1959	(16) WILLIAMSON, Alexa	(8) KAPINUS, Leilani
11/15/2022	Youngstown St.	W	77-63	1541	(21) MARISA, Makenna (21) KAPINUS, Leilani	(9) KAPINUS, Leilani
11/18/2022	Bryant	W	96-33	1565	(20) WILLIAMSON, Alexa	(11) CASH, Johnasia
11/21/2022	Syracuse	W	82-69	1650	(22) MARISA, Makenna	(12) CASH, Johnasia
11/25/2022	vs Toledo	W	60-59	350	(16) CIEZKI, Shay	(10) CASH, Johnasia
11/26/2022	vs Fresno St.	W	68-49	145	(15) WILLIAMSON, Alexa	(5) CASH, Johnasia
11/30/2022	Virginia	L	68-89	1823	(16) MARISA, Makenna	(7) CASH, Johnasia
12/03/2022	at Minnesota	Lot2	96-98	2852	(34) MARISA, Makenna	(8) PINTO, Chanaya
12/08/2022	Indiana	L	58-67	1621	(15) KAPINUS, Leilani	(8) KAPINUS, Leilani
12/11/2022	West Virginia	W	69-57	2218	(15) KAPINUS, Leilani	(8) PINTO, Chanaya
12/18/2022	at Drexel	Lot	82-86	989	(28) MARISA, Makenna	(7) WILLIAMSON, Alexa (7) PINTO, Chanaya
12/21/2022	Cornell	W	79-48	1589	(13) KAPINUS, Leilani	(10) CASH, Johnasia
12/30/2022	Rutgers	W	90-72	2368	(32) MARISA, Makenna	(5) MARISA, Makenna (5) CIEZKI, Shay

Attendance Summary

	Games	Attend	Avg/Game
Home	10	18111	1811
Away	2	3841	1921
Neutral	2	495	248
Total	14	22447	1603



**2022-23 Penn St. Women's Basketball
Team Overall Conference
All games**

Summary

Player	Overall Statistics										Conference Statistics									
	GP-GS	MIN/G	FG%	3FG%	FT%	R/G	A/G	STL	BLK	PTS/G	GP-GS	MIN/G	FG%	3FG%	FT%	R/G	A/G	STL	BLK	PTS/G
MARISA, Makenna	14-14	34.4	.455	.457	.745	4.5	4.3	26	5	18.6	3-3	41.0	.475	.500	.727	5.3	4.3	5	3	26.0
KAPINUS, Leilani	14-14	27.4	.496	.200	.765	5.9	2.9	45	12	11.6	3-3	34.3	.486	.200	.643	5.0	4.0	12	3	15.7
CIEZKI, Shay	14-13	28.3	.408	.373	.762	2.1	2.8	17	0	10.2	3-3	34.0	.323	.214	.600	2.7	2.0	5	0	8.7
WILLIAMSON, Alexa	14-10	18.7	.512	.000	.593	3.2	0.6	11	1	7.3	3-1	21.4	.500	.000	.600	4.0	0.3	2	1	5.7
THOMPSON, Taniyah	14-1	17.7	.440	.333	.688	1.8	0.6	14	0	7.0	3-0	14.1	.471	.400	.667	1.3	0.3	2	0	6.7
PINTO, Chanaya	13-7	21.1	.525	.286	.656	4.7	1.7	17	1	6.7	3-2	28.6	.579	.000	.667	3.7	2.0	4	0	8.7
CASH, Johnasia	14-3	15.2	.404	.000	.560	5.4	1.0	15	10	4.3	3-1	9.2	.182	.000	.000	2.7	1.3	3	2	1.3
BRIGHAM, Ali	14-2	10.3	.629	.000	.750	2.7	0.9	4	3	4.0	3-1	7.4	1.000	.000	.750	1.3	0.3	0	0	1.7
CAMPBELL, Alli	10-1	17.1	.400	.350	.000	1.7	1.5	16	0	3.9	2-1	17.6	.333	.333	.000	1.5	1.5	3	0	4.0
CAMDEN, Anna	14-5	15.6	.273	.286	.500	1.1	0.9	9	4	2.6	3-0	10.9	.333	.333	.000	0.3	0.7	2	1	2.7
DIA, Aicha	7-0	5.2	.625	.000	.500	0.6	0.1	2	0	1.6	1-0	5.2	.000	.000	.500	0.0	0.0	0	0	1.0
THOMAS, Kayla	6-0	3.9	.333	.000	.833	0.7	0.2	0	1	1.2	1-0	3.2	.000	.000	1.000	1.0	0.0	0	0	2.0
TENSAIE, Ivane	6-0	3.4	.333	.500	1.000	0.2	0.0	0	0	1.2	1-0	3.9	.000	.000	1.000	1.0	0.0	0	0	2.0
Totals	14		.455	.355	.699	37.5	16.7	176	37	76.4	3		.440	.338	.685	32.7	16.3	38	10	81.3
Opponent	14		.408	.303	.747	33.4	14.8	117	22	64.3	3		.488	.396	.871	39.0	17.0	21	5	79.0

Scoring

Player	Overall Statistics								Conference Statistics							
	FG-FGA	FG%	3FG-3FGA	3FG%	FT-FTA	FT%	PTS	PTS/G	FG-FGA	FG%	3FG-3FGA	3FG%	FT-FTA	FT%	PTS	PTS/G
MARISA, Makenna	97-213	.455	32-70	.457	35-47	.745	261	18.6	29-61	.475	12-24	.500	8-11	.727	78	26.0
KAPINUS, Leilani	59-119	.496	5-25	.200	39-51	.765	162	11.6	18-37	.486	2-10	.200	9-14	.643	47	15.7
CIEZKI, Shay	51-125	.408	25-67	.373	16-21	.762	143	10.2	10-31	.323	3-14	.214	3-5	.600	26	8.7
WILLIAMSON, Alexa	43-84	.512	0-0	.000	16-27	.593	102	7.3	7-14	.500	0-0	.000	3-5	.600	17	5.7
THOMPSON, Taniyah	40-91	.440	7-21	.333	11-16	.688	98	7.0	8-17	.471	2-5	.400	2-3	.667	20	6.7
PINTO, Chanaya	31-59	.525	4-14	.286	21-32	.656	87	6.7	11-19	.579	0-3	.000	4-6	.667	26	8.7
CASH, Johnasia	23-57	.404	0-0	.000	14-25	.560	60	4.3	2-11	.182	0-0	.000	0-0	.000	4	1.3
BRIGHAM, Ali	22-35	.629	0-1	.000	12-16	.750	56	4.0	1-1	1.000	0-0	.000	3-4	.750	5	1.7
CAMPBELL, Alli	16-40	.400	7-20	.350	0-0	.000	39	3.9	3-9	.333	2-6	.333	0-0	.000	8	4.0
CAMDEN, Anna	12-44	.273	10-35	.286	2-4	.500	36	2.6	3-9	.333	2-6	.333	0-0	.000	8	2.7
DIA, Aicha	5-8	.625	0-1	.000	1-2	.500	11	1.6	0-0	.000	0-0	.000	1-2	.500	1	1.0
THOMAS, Kayla	1-3	.333	0-0	.000	5-6	.833	7	1.2	0-0	.000	0-0	.000	2-2	1.000	2	2.0
TENSAIE, Ivane	2-6	.333	1-2	.500	2-2	1.000	7	1.2	0-0	.000	0-0	.000	2-2	1.000	2	2.0
Totals	402-884	.455	91-256	.355	174-249	.699	1069	76.4	92-209	.440	23-68	.338	37-54	.685	244	81.3
Opponent	320-785	.408	92-304	.303	168-225	.747	900	64.3	82-168	.488	19-48	.396	54-62	.871	237	79.0

GAME 15 | PENN STATE AT NO. 14/19 MICHIGAN | JANUARY 3, 2023 | CRISLER CENTER

NCAA Statistics

Penn St. - 2022-23 Women's Basketball Ranking Summary thru games 01/01/2023

Statistic	National Rank	Conference Rank	Value	National Leader	Value	Conference Leader	Value
Assist/Turnover Ratio (350 ranked)	101	11	0.95	Colorado St.	1.85	Indiana	1.48
Assists Per Game (350 ranked)	35	8	16.7	UConn Oklahoma	21.0 21.0	Iowa	19.3
Blocks Per Game (350 ranked)	223	13	2.6	South Carolina	10.2	Rutgers	5.0
Field Goal Percentage (350 ranked)	39	7	45.5	UConn	51.6	Indiana	50.6
Field Goal Percentage Defense (350 ranked)	217	10	40.8	South Carolina	26.0	Illinois	36.4
Fouls Per Game (350 ranked)	212	13	17.6	Providence	12.1	Indiana	15.2
Free Throw Attempts Per Game (349 ranked)	139	9	17.79	Evansville	27.50	Michigan St.	22.71
Free Throw Percentage (350 ranked)	186	11	69.9	Iowa St.	80.9	Maryland	78.3
Free Throws Made Per Game (350 ranked)	151	12	12.43	Evansville	20.10	Iowa	15.80
Rebound Margin (350 ranked)	99	7	4.1	LSU	24.6	Illinois	11.1
Rebounds (Defensive) Per Game (350 ranked)	208	13	24.9	Drake	34.9	Iowa	31.0
Rebounds (Offensive) Per Game (350 ranked)	126	6	12.6	Troy	23.2	Michigan St.	15.4
Rebounds Per Game (349 ranked)	170	10	37.50	Troy	52.38	Minnesota	43.50
Scoring Defense (350 ranked)	196	7	64.3	South Carolina	43.1	Michigan	57.9
Scoring Margin (349 ranked)	65	7	12.1	LSU	41.2	Ohio St.	25.7
Scoring Offense (350 ranked)	43	9	76.4	LSU	92.4	Ohio St.	87.3
Steals Per Game (350 ranked)	9	2	12.6	Grand Canyon	15.1	Ohio St.	14.5
Three Point Attempts Per Game (350 ranked)	210	11	18.3	Tulsa	31.3	Nebraska	25.1
Three Point Percentage (350 ranked)	44	4	35.5	Illinois	41.9	Illinois	41.9
Three Point Percentage Defense (350 ranked)	167	8	30.3	South Carolina	20.3	Ohio St.	26.8
Three Pointers Per Game (350 ranked)	126	10	6.5	North Ala.	10.8	Nebraska	8.9
Turnover Margin (350 ranked)	37	4	4.86	Ohio St.	11.47	Ohio St.	11.47
Turnovers Forced Per Game (350 ranked)	13	3	22.50	Niagara	28.45	Ohio St.	25.13
Turnovers Per Game (350 ranked)	252	12	17.6	Colorado St.	9.0	Indiana	12.7
Winning Percentage (346 ranked)	80	8	71.4	5 teams tied	100.0	Ohio St.	100.0

GAME 15 | PENN STATE AT NO. 14/19 MICHIGAN | JANUARY 3, 2023 | CRISLER CENTER

Statistic	Player	National Rank	Conference Rank	Value	National Leader	Value	Conference Leader	Value
Assist/Turnover Ratio (250 ranked)	Makenna Marisa	190	15	1.43	McKenna Hofschild, Colorado St.	4.68	Chloe Moore-McNeil, Indiana	3.60
Assists (143 ranked)	Makenna Marisa	57	7	60	Nika Muhl, UConn	115	Jeanae Terry, Purdue	105
Assists Per Game (249 ranked)	Makenna Marisa	86	8	4.3	Nika Muhl, UConn	9.6	Jeanae Terry, Purdue	7.5
Blocks (127 ranked)					Brooke Flowers, Saint Louis	68	Kendall Bostic, Illinois	27
Blocks Per Game (243 ranked)					Brooke Flowers, Saint Louis	4.00	Diamond Miller, Maryland	1.85
Double Doubles (39 ranked)					Lauren Gustin, BYU	14	Alexis Markowski, Nebraska	6
					Angel Reese, LSU	14		
Field Goal Attempts (147 ranked)	Makenna Marisa	29	2	213	Aneesah Morrow, DePaul	365	Caitlin Clark, Iowa	288
Field Goal Percentage (250 ranked)	Makenna Marisa	135	16	45.5	Taylor Thierry, Ohio St.	71.2	Taylor Thierry, Ohio St.	71.2
Field Goals (149 ranked)	Makenna Marisa	29	4	97	Aneesah Morrow, DePaul	159	Caitlin Clark, Iowa	131
Free Throw Attempts (149 ranked)					Ta'Niya Latson, Florida St.	127	Caitlin Clark, Iowa	119
Free Throw Percentage (246 ranked)	Leilani Kapinus	218	13	76.5	Brynna Maxwell, Gonzaga	97.9	Genesis Bryant, Illinois	93.9
Free Throws (143 ranked)					Ta'Niya Latson, Florida St.	107	Caitlin Clark, Iowa	98
Minutes Per Game (150 ranked)	Makenna Marisa	82	3	34.39	Gabi Vidmar, Cal St. Fullerton	38.71	Awa Sidibe, Rutgers	35.80
Points (194 ranked)	Makenna Marisa	31	5	261	Maddy Siegrist, Villanova	420	Caitlin Clark, Iowa	407
Points Per Game (250 ranked)	Makenna Marisa	34	3	18.6	Maddy Siegrist, Villanova	28.0	Caitlin Clark, Iowa	27.1
Rebounds (143 ranked)					Lauren Gustin, BYU	223	Kendall Bostic, Illinois	146
Rebounds (Defensive) Per Game (29 ranked)					Lauren Gustin, BYU	10.9	Caitlin Clark, Iowa	7.1
Rebounds (Offensive) Per Game (30 ranked)					Angel Reese, LSU	6.0		
Rebounds Per Game (250 ranked)					Angel Reese, LSU	14.9	Kendall Bostic, Illinois	9.7
Steals (149 ranked)	Leilani Kapinus	8	1	45	Julia Martinez, Saint Louis	56	Leilani Kapinus, Penn St.	45
	Makenna Marisa	149	11	26	Ania McNicholas, Cornell	56		
Steals Per Game (248 ranked)	Leilani Kapinus	14	1	3.21	Ny'Ceara Pryor, Sacred Heart	4.08	Leilani Kapinus, Penn St.	3.21
	Makenna Marisa	211	10	1.86				
Three Point Attempts (141 ranked)					Sammie Puiuis, South Fla.	130	Caitlin Clark, Iowa	128
Three Point Percentage (200 ranked)	Makenna Marisa	27	5	45.7	Brynna Maxwell, Gonzaga	54.0	Genesis Bryant, Illinois	52.2
Three Pointers (148 ranked)	Makenna Marisa	75	6	32	Hannah Jump, Stanford	51	Caitlin Clark, Iowa	47
Three Pointers Per Game (249 ranked)	Makenna Marisa	105	6	2.29	Jade Moore, North Ala.	3.55	Caitlin Clark, Iowa	3.13
Triple Doubles (2 ranked)					Megan McConnell, Duquesne	2	Genesis Bryant, Illinois	1
							Caitlin Clark, Iowa	1



**2022-23 Penn St. Women's Basketball
Team High/Low Analysis
All games**

Penn St. - Game Highs

POINTS	96	at Minnesota (12/03/2022)
	96	Bryant (11/18/2022)
	90	Rutgers (12/30/2022)
	82	at Drexel (12/18/2022)
	82	Syracuse (11/21/2022)
FIELD GOALS MADE	39	at Minnesota (12/03/2022)
	38	Bryant (11/18/2022)
FIELD GOAL ATTEMPTS	77	Bryant (11/18/2022)
	75	at Minnesota (12/03/2022)
FIELD GOAL PERCENTAGE	.525 (31-59)	Fairfield (11/11/2022)
	.520 (39-75)	at Minnesota (12/03/2022)
3 PT FG MADE	12	at Drexel (12/18/2022)
	11	at Minnesota (12/03/2022)
3 PT FG ATTEMPTS	25	Norfolk St. (11/09/2022)
	24	at Minnesota (12/03/2022)
3 PT FG PERCENTAGE	.522 (12-23)	at Drexel (12/18/2022)
	.500 (5-10)	Youngstown St. (11/15/2022)
FREE THROWS MADE	22	Rutgers (12/30/2022)
	20	Norfolk St. (11/09/2022)
FREE THROW ATTEMPTS	29	at Drexel (12/18/2022)
	29	Norfolk St. (11/09/2022)
FREE THROW PERCENTAGE	.833 (15-18)	Bryant (11/18/2022)
	.813 (13-16)	Cornell (12/21/2022)
REBOUNDS	55	Bryant (11/18/2022)
	49	Syracuse (11/21/2022)
ASSISTS	21	Cornell (12/21/2022)
	21	vs Fresno St. (N) (11/26/2022)
STEALS	22	vs Fresno St. (N) (11/26/2022)
	21	Bryant (11/18/2022)
BLOCKED SHOTS	7	West Virginia (12/11/2022)
	5	Rutgers (12/30/2022)
	5	at Minnesota (12/03/2022)
TURNOVERS	25	Cornell (12/21/2022)
	23	at Drexel (12/18/2022)
	23	Norfolk St. (11/09/2022)
FOULS	25	at Minnesota (12/03/2022)
	24	at Drexel (12/18/2022)



**2022-23 Penn St. Women's Basketball
Player Highs Analysis
All games**

Penn St. - Individual Game Highs

POINTS	34		Makenna Marisa at Minnesota (12/03/2022)
	32		Makenna Marisa vs Rutgers (12/30/2022)
	28		Makenna Marisa at Drexel (12/18/2022)
	24		Makenna Marisa vs Norfolk St. (11/09/2022)
	22		Makenna Marisa vs Syracuse (11/21/2022)
FIELD GOALS MADE	13		Makenna Marisa at Minnesota (12/03/2022)
	11		Makenna Marisa vs Rutgers (12/30/2022)
FIELD GOAL ATTEMPTS	22		Makenna Marisa vs Rutgers (12/30/2022)
	22		Makenna Marisa vs Youngstown St. (11/15/2022)
FIELD GOAL PERCENTAGE (min 5 made)	.800	(8-10)	Leilani Kapinus at Minnesota (12/03/2022)
	.750	(6-8)	Makenna Marisa vs Bryant (11/18/2022)
3 PT FG MADE	7		Makenna Marisa at Drexel (12/18/2022)
	7		Makenna Marisa at Minnesota (12/03/2022)
3 PT FG ATTEMPTS	10		Makenna Marisa at Drexel (12/18/2022)
	10		Makenna Marisa at Minnesota (12/03/2022)
3 PT FG PERCENTAGE (min 2 made)	.700	(7-10)	Makenna Marisa at Drexel (12/18/2022)
	.700	(7-10)	Makenna Marisa at Minnesota (12/03/2022)
FREE THROWS MADE	6		Makenna Marisa vs Rutgers (12/30/2022)
	6		Makenna Marisa vs Norfolk St. (11/09/2022)
	6		Leilani Kapinus vs Norfolk St. (11/09/2022)
FREE THROW ATTEMPTS	9		Alexa Williamson at Drexel (12/18/2022)
	8		Leilani Kapinus vs Youngstown St. (11/15/2022)
	8		Makenna Marisa vs Norfolk St. (11/09/2022)
FREE THROW PERCENTAGE (min 3 made)	1.000	(6-6)	Leilani Kapinus vs Norfolk St. (11/09/2022)
	1.000	(5-5)	Leilani Kapinus vs West Virginia (12/11/2022)
	1.000	(5-5)	Makenna Marisa vs Syracuse (11/21/2022)
	1.000	(4-4)	Leilani Kapinus vs Indiana (12/08/2022)
	1.000	(4-4)	Shay Ciezki vs Youngstown St. (11/15/2022)
	1.000	(3-3)	Shay Ciezki at Drexel (12/18/2022)
REBOUNDS	12		Johnasia Cash vs Syracuse (11/21/2022)
	11		Johnasia Cash vs Bryant (11/18/2022)
	11		Makenna Marisa vs Norfolk St. (11/09/2022)
ASSISTS	10		Makenna Marisa vs Fairfield (11/11/2022)
	7		Chanaya Pinto vs Cornell (12/21/2022)
	7		Makenna Marisa vs Syracuse (11/21/2022)
STEALS	9		Leilani Kapinus vs Fairfield (11/11/2022)
	6		Leilani Kapinus vs Rutgers (12/30/2022)
	6		Leilani Kapinus vs Fresno St. (N) (11/26/2022)
	6		Alli Campbell vs Fresno St. (N) (11/26/2022)
BLOCKED SHOTS	4		Leilani Kapinus vs West Virginia (12/11/2022)
	2		Johnasia Cash vs West Virginia (12/11/2022)
	2		Makenna Marisa at Minnesota (12/03/2022)
	2		Leilani Kapinus at Minnesota (12/03/2022)
TURNOVERS	6		Leilani Kapinus vs Cornell (12/21/2022)
	6		Makenna Marisa at Drexel (12/18/2022)
	6		Makenna Marisa vs Youngstown St. (11/15/2022)
	6		Leilani Kapinus vs Norfolk St. (11/09/2022)
FOULS	5		Chanaya Pinto at Drexel (12/18/2022)
	5		Leilani Kapinus at Drexel (12/18/2022)
	5		Leilani Kapinus vs West Virginia (12/11/2022)



**2022-23 Penn St. Women's Basketball
Category Leaders
All games**

Points

##	Player	G	Pts	Pts/G
20	Marisa, Makenna	14	261	18.6
5	Kapinus, Leilani	14	162	11.6
4	Ciezki, Shay	14	143	10.2
24	Williamson, Alexa	14	102	7.3
23	Thompson, Taniyah	14	98	7.0
10	Pinto, Chanaya	13	87	6.7
33	Cash, Johnasia	14	60	4.3
1	Brigham, Ali	14	56	4.0
22	Campbell, Alli	10	39	3.9
11	Camden, Anna	14	36	2.6
2	Dia, Aicha	7	11	1.6
12	Thomas, Kayla	6	7	1.2
0	Tensaie, Ivane	6	7	1.2

Scoring Average

##	Player	G	Pts	Pts/G
20	Marisa, Makenna	14	261	18.6
5	Kapinus, Leilani	14	162	11.6
4	Ciezki, Shay	14	143	10.2
24	Williamson, Alexa	14	102	7.3
23	Thompson, Taniyah	14	98	7.0
10	Pinto, Chanaya	13	87	6.7
33	Cash, Johnasia	14	60	4.3
1	Brigham, Ali	14	56	4.0
22	Campbell, Alli	10	39	3.9
11	Camden, Anna	14	36	2.6
2	Dia, Aicha	7	11	1.6
12	Thomas, Kayla	6	7	1.2
0	Tensaie, Ivane	6	7	1.2

Field Goal Percentage

##	Player	FG	Att	Pct
1	Brigham, Ali	22	35	.629
2	Dia, Aicha	5	8	.625
10	Pinto, Chanaya	31	59	.525
24	Williamson, Alexa	43	84	.512
5	Kapinus, Leilani	59	119	.496
20	Marisa, Makenna	97	213	.455
23	Thompson, Taniyah	40	91	.440
4	Ciezki, Shay	51	125	.408
33	Cash, Johnasia	23	57	.404
22	Campbell, Alli	16	40	.400
12	Thomas, Kayla	1	3	.333
0	Tensaie, Ivane	2	6	.333
11	Camden, Anna	12	44	.273

Field Goal Attempts

##	Player	G	Att	Att/G
20	Marisa, Makenna	14	213	15.2
4	Ciezki, Shay	14	125	8.9
5	Kapinus, Leilani	14	119	8.5
23	Thompson, Taniyah	14	91	6.5
24	Williamson, Alexa	14	84	6.0

Field Goals Made

##	Player	G	Made	Made/G
20	Marisa, Makenna	14	97	6.9
5	Kapinus, Leilani	14	59	4.2
4	Ciezki, Shay	14	51	3.6
24	Williamson, Alexa	14	43	3.1
23	Thompson, Taniyah	14	40	2.9

3-Point FG Percentage

##	Player	3FG	Att	Pct
0	Tensaie, Ivane	1	2	.500
20	Marisa, Makenna	32	70	.457
4	Ciezki, Shay	25	67	.373
22	Campbell, Alli	7	20	.350
23	Thompson, Taniyah	7	21	.333
10	Pinto, Chanaya	4	14	.286
11	Camden, Anna	10	35	.286
5	Kapinus, Leilani	5	25	.200

3-Point FG Attempts

##	Player	G	Att	Att/G
20	Marisa, Makenna	14	70	5.0
4	Ciezki, Shay	14	67	4.8
11	Camden, Anna	14	35	2.5
5	Kapinus, Leilani	14	25	1.8
23	Thompson, Taniyah	14	21	1.5

3-Point FG Made

##	Player	G	Made	Made/G
20	Marisa, Makenna	14	32	2.3
4	Ciezki, Shay	14	25	1.8
11	Camden, Anna	14	10	0.7
23	Thompson, Taniyah	14	7	0.5
22	Campbell, Alli	10	7	0.7

Free Throw Percentage

##	Player	Made	Att	Pct
0	Tensaie, Ivane	2	2	1.000
12	Thomas, Kayla	5	6	.833
5	Kapinus, Leilani	39	51	.765
4	Ciezki, Shay	16	21	.762
1	Brigham, Ali	12	16	.750
20	Marisa, Makenna	35	47	.745
23	Thompson, Taniyah	11	16	.688
10	Pinto, Chanaya	21	32	.656
24	Williamson, Alexa	16	27	.593
33	Cash, Johnasia	14	25	.560
11	Camden, Anna	2	4	.500
2	Dia, Aicha	1	2	.500

Free Throw Attempts

##	Player	G	Att	Att/G
5	Kapinus, Leilani	14	51	3.6
20	Marisa, Makenna	14	47	3.4
10	Pinto, Chanaya	13	32	2.5
24	Williamson, Alexa	14	27	1.9
33	Cash, Johnasia	14	25	1.8

Free Throws Made

##	Player	G	Made	Made/G
5	Kapinus, Leilani	14	39	2.8
20	Marisa, Makenna	14	35	2.5
10	Pinto, Chanaya	13	21	1.6
4	Ciezki, Shay	14	16	1.1
24	Williamson, Alexa	14	16	1.1

Rebounds

##	Player	G	Reb	Reb/G
5	Kapinus, Leilani	14	82	5.9
33	Cash, Johnasia	14	76	5.4
20	Marisa, Makenna	14	63	4.5
10	Pinto, Chanaya	13	61	4.7
24	Williamson, Alexa	14	45	3.2

Assists

##	Player	G	Ast	Ast/G
20	Marisa, Makenna	14	60	4.3
5	Kapinus, Leilani	14	40	2.9
4	Ciezki, Shay	14	39	2.8
10	Pinto, Chanaya	13	22	1.7
22	Campbell, Alli	10	15	1.5

Rebounds Average

##	Player	G	Reb	Reb/G
5	Kapinus, Leilani	14	82	5.9
33	Cash, Johnasia	14	76	5.4
10	Pinto, Chanaya	13	61	4.7
20	Marisa, Makenna	14	63	4.5
24	Williamson, Alexa	14	45	3.2

Steals

##	Player	G	Stl	Stl/G
5	Kapinus, Leilani	14	45	3.2
20	Marisa, Makenna	14	26	1.9
4	Ciezki, Shay	14	17	1.2
10	Pinto, Chanaya	13	17	1.3
22	Campbell, Alli	10	16	1.6