

# 2012-13 NITTANY LION BASKETBALL PENN STATE

## GAME 2

### GAME INFO

**TELEVISION:** ESPN2: Jon Sciambi (p-by-p) & Dan Dakich (analyst)  
**RADIO:** Penn State Sports Network: Local (1450 AM); Brian Tripp (p-by-p) & Dick Jerardi (analyst) Sirius/XM: CH 123 & 190  
**WEB:** Gametracker & Audio at: GoPSUsports.com  
**COACHES:**  
 PENN STATE: Patrick Chambers – 13-20 (2nd at PSU); 55-48 (4th Overall)  
 N.C. State: Mark Gottfried 25-13 (2nd at NC State); 303-168 (16th Overall)  
**RPI:** --  
**NEXT UP:** PSU second game of the Puerto Rico Tip-Off will be played Friday vs. either Providence or UMass. The Lions are 1-1 all-time vs. Providence, winning the last meeting, 69-59, in the first round of the 2011 NCAA Tournament in New Orleans. The Lions are 13-10 all-time vs. UMass, a former A-10 foe, but lost the last meeting, 73-64, at UMass in 1991.

### 2012-13 SCHEDULE

**Record:** 1-0 (0-0 Big Ten) Home: 1-0; Road: 0-0; N: 0-0  
**Date**    **Opponent**                      **Time (ET)**    **TV/Result**

#### NOVEMBER

Sat. 3	PHILADELPHIA U (Exhibition)		W, 79-54
Fri. 9	SAINT FRANCIS (PA)		W, 65-58

#### Puerto Rico Tip-Off Tournament, Coliseo Ruben Rodriguez, Bayamon, PR

Thur. 15	#6/6 North Carolina State	5:00 p.m.	ESPN2
Fri. 16	Providence or Massachusetts		ESPN2/U or 3
Sun. 18	TBD (Akron, Oklahoma State, Tennessee, UNC Asheville)		
Fri. 23	BUCKNELL	4:30 p.m.	BTN.com
Wed. 28	BOSTON COLLEGE	9:15 p.m.	ESPNU

#### DECEMBER

Sat. 1	PENNSYLVANIA	2:00 p.m.	ESPN3
Wed. 5	at La Salle (at the Palestra)	7:00 p.m.	
Sat. 8	ARMY	4:00 p.m.	BTN
Sat. 15	DELAWARE STATE	2:00 p.m.	BTN.com
Sun. 23	NEW HAMPSHIRE	11:00 a.m.	BTN
Sat. 29	DUQUESNE	4:00 p.m.	ESPN3

#### JANUARY

Thur. 3	at Wisconsin	6:30/8:30	BTN
Mon. 7	INDIANA	7:00 p.m.	BTN
Thur. 10	NORTHWESTERN	8:00 p.m.	ESPNU
Sun. 13	at Purdue	TBD	BTN
Wed. 16	MICHIGAN STATE	7:00 p.m.	BTN
Sat. 19	NEBRASKA	1:00 p.m.	ESPNU
Wed. 23	at Indiana	7:00 p.m.	BTN
Sat. 26	OHIO STATE	12:00 p.m.	ESPN2
Thur. 31	at Iowa	8:00 p.m.	ESPNU

#### FEBRUARY

Tue. 5	PURDUE	7:00 p.m.	BTN
Sat. 9	at Nebraska	9:00 p.m.	ESPNU
Thur. 14	IOWA	9:00 p.m.	ESPNU
Sun. 17	at Michigan	12:00 p.m.	BTN
Thur. 21	at Illinois	8:15 p.m.	BTN
Wed. 27	MICHIGAN	6:30 p.m.	BTN

#### MARCH

Sa/Su. 2-3	at Minnesota	3 or 1/4	
Thur. 7	at Northwestern	7:00 p.m.	ESPNU
Sun. 10	WISCONSIN	12:00 p.m.	BTN

#### 2013 Big Ten Tournament – United Center, Chicago, Ill.

Thur. 14	First Round (ESPN2/BTN)	12, 2:30, 6:30, 9:00
Fri. 15	Quarterfinals (ESPN, BTN)	12, 2:30, 6:30, 9:00
Sat. 16	Semifinals (CBS)	1:40, 4:00
Sun. 17	Championship (CBS)	3:30

**All times Eastern; BTN: Big Ten Network;  
 Rank: #AP/ESPN/USATODAY**

### PENN STATE (1-0; 0-0 Big Ten) #6/6 N.C. STATE (1-0; 0-0 ACC)

THURSDAY, NOV. 15, 2012 @ 5:00 P.M. (ET)  
 COLISEO RUBEN RODRIGUEZ (9,000)  
 BAYAMON, PUERTO RICO



**Twitter:** @PennStateMBB  
 @Coach\_Chambers



**Facebook:** facebook.com/pennstatebasketball

#### STORYLINES:

- Preseason All-Big Ten & Wooden Candidate Tim Frazier is Big Ten's top returner in scoring and assists, lone first-team All-Big Ten returner.
- Newbill posts 16 pts, 7 rebs in debut.
- Frazier 7 points shy of 30th 1,000-point scorer, 151 assists shy of eclipsing PSU record.
- Chambers returns to PR, sight of first win.
- Penn State plays Top 10 team in non-conference season for second straight year.

**THE TOURNAMENT:** Penn State will open the sixth annual Puerto Rico Tip-Off on Thursday with a 5:00 p.m. tip vs. No. 6 North Carolina State. It will mark the Lions' first-ever game in Puerto Rico and the second straight season in which Penn State has played a Top 10 ranked team in the non-conference season (#2 Kentucky last year). The event will mark Penn State's 69th appearance in a regular season tournament and first regular season games outside of the contiguous United States since playing three games in the Seawolf Classic in Anchorage Alaska in 1978. Penn State is 68-83 all-time in regular season tournaments, including going 3-1 last year in the Hall of Fame Tip-off Tournament. The Lions downed Radford and Long Island at the Jordan Center and fell to eventual 2012 NCAA Champion Kentucky and defeated 2012 NCAA participant South Florida in two games played at the Mohegan Sun Arena in Uncasville, Conn. in last year's HOF Tournament. Penn State has claimed 10 regular season tournament championships and 11 second-place finishes.

**PUERTO RICO FIELD:** The Puerto Rico Tip-Off field features five teams that reached the 2012 post-season and four teams that finished 2012 in the top 100 of the RPI, with all eight teams finishing 160 or lower. In the field are 2012 NCAA Tournament participants North Carolina State and UNC Asheville; 2012 NIT participants Tennessee, Massachusetts, and Akron; as well as Oklahoma State from the Big 12 Conference and Providence from the Big East. The 2012 tournament marks the fourth-straight year in which a Big Ten team has competed in the Puerto Rico Tip-Off. Minnesota won the event in 2010 and Purdue fell in the championship game to Alabama, 65-56, last year.

**CHAMBERS IN PUERTO RICO:** Patrick Chambers will be making his second trip to the Puerto Rico Tip-Off as a head coach. He led his Boston University team to a 1-2 mark in the 2009 Puerto Rico Tip-Off and downed Indiana in San Juan, 71-67, for his first victory as a head coach.

**LIONS WIN EIGHTH-STRAIGHT OPENER:** Penn State posted its eighth-straight season opening win with a 65-58 victory over Saint Francis on Nov. 9, the earliest start date in program history. Patrick Chambers improved to 2-2 in season openers in his second season at Penn State. Penn State is now 87-30 overall in season openers and 77-10 in home season openers.

**VS. NON-CON:** Penn State went 8-5 in non-conference games last year, including a neutral court loss to No. 2 Kentucky (85-47) in the Hall of Fame Tip-Off Tournament and three losses by seven points or less, including home losses to Mississippi (72-70) and Lafayette (61-57) and a road loss at Duquesne (66-59). The Lions won at Boston College (62-54) in the ACC/Big Ten Challenge and defeated eventual NCAA Tournament participant South Florida (53-49) on a neutral floor in the HOF Tournament.

**TAYLOR'S N.C. STATE CONNECTION:** Freshman Brandon Taylor's cousin, Tiffany Stansbury, was a two-time All-ACC selection at North Carolina State and played in the WNBA. She graduated from N.C. State in 2006.

**FRAZIER BACK AT TOP OF BIG TEN:** After week one, Tim Frazier ranks second in the Big Ten in scoring (23.0), fifth in assists (6.0) and first in minutes played (39.0).

**TICKETS:** Nittany Lion Basketball single-game tickets can be purchased by calling 1-800-NITTANY, visiting GoPSUsports.com or through Ticketmaster. Single-game tickets are \$24 for lower bowl seats between the baselines, \$18 for the lower bowl behind the baskets and upper level between the baselines and \$15 for upper level behind the basket seats for adults and seniors. Youth tickets (18 and under) are \$10. Penn State student tickets are \$5.

#### PENN STATE ATHLETIC COMMUNICATIONS:

Brian Siegrist, Associate Director of Athletic Communications/Men's Basketball  
**E-mail:** tbs1@psu.edu    **Cell Phone:** 814-777-5126    **Office:** 814-865-1757  
 Susan Bedworth, Secondary Basketball contact  
**E-mail:** sjb5001@psu.edu    **Cell Phone:** 814-308-2273  
**Press Row:** 814-863-3294    **Twitter:** @PSUSTRETCH    **Website:** GoPSUsports.com



## LAST TIME OUT

**PENN STATE 65, ST. FRANCIS 58**  
**Nov. 9, 2012 • Bryce Jordan Center**

Penn State overcame a tough shooting night with a tremendous 28-of-32 (.875) effort at the foul line and a 38-22 rebound advantage to post its eighth-straight season opening win. Tim Frazier led the Lions with 23 points and six assists while posting a career-best 17-of-18 effort at the charity stripe. D.J. Newbill, in his first action at Penn State, posted 16 points and seven rebounds and a career-best 9-of-10 at the foul line. Ross Travis added 10 points and a career-best tying nine boards. The Lions shot 29 percent in the first half and 36 percent for the game, including a 3-of-24 (.125) effort from three, but outscored St. Francis 28-9 at the foul line to overcome 17 turnovers. Penn State led by 10 in the first half, but saw that trimmed to 26-20 at the half. SFU hit three straight threes to take a one-point lead in the second half behind 19 points from Ollie Jackson. Frazier scored 16 second half points to take control for PSU.

## STATISTICAL COMPARISON

PENN STATE		N.C. STATE
T. Frazier (23.0)	<b>SCORING LEADER</b>	Purvis/Howell (16)
R. Travis (9.0)	<b>REBOUND LEADER</b>	Howell (10)
T. Frazier (6.0)	<b>ASSIST LEADER</b>	Brown (7)
65	<b>SCORING OFFENSE</b>	97
58	<b>SCORING DEFENSE</b>	59
+8.0	<b>SCORING MARGIN</b>	+38
38	<b>REBOUNDS PER GAME</b>	44
+16	<b>REBOUND MARGIN</b>	+7
8.0	<b>ASSISTS PER GAME</b>	23.0
6.0	<b>STEALS PER GAME</b>	6.0
36.2	<b>FIELD GOAL %</b>	61.4
46.7	<b>FG% DEFENSE</b>	29.0
12.5	<b>3PT FG%</b>	42.1
36.8	<b>3PT FG% DEFENSE</b>	26.9
87.5	<b>FREE THROW %</b>	70.4
0.4	<b>ASSIST TO TURNOVER</b>	2.1
17.0	<b>TURNOVERS</b>	11.0
1	<b>W/L STREAK</b>	1

## SERIES VS N.C. STATE

<b>OVERALL:</b>	N.C. State leads, 15-3
<b>LAST MEETING:</b>	11/29/00 at NCST, L, 84-76
<b>CURRENT STREAK:</b>	L, 1
<b>AT PSU:</b>	1-2
<b>AT NCST:</b>	1-12
<b>NEUTRAL SITE:</b>	1-1
<b>CHAMBERS VS. N.C. ST.:</b>	1st meeting
<b>LAST 10 MEETINGS:</b>	3-7

The teams last met in 2000 with the Wolfpack winning 84-76 in Raleigh. N.C. State holds a 15-3 series lead, but the Lions have won 2 of the last three meetings, including a 74-72 win in the 2000 NIT third place game in Madison Square Garden.

## SERIES VS UMASS

<b>OVERALL:</b>	Penn State leads, 13-10
<b>LAST MEETING:</b>	2/16/91 at UMass, L, 73-64
<b>CURRENT STREAK:</b>	L, 1
<b>AT PSU:</b>	9-2
<b>AT UMass:</b>	4-7
<b>NEUTRAL SITE:</b>	0-1
<b>CHAMBERS VS. UMass:</b>	1st meeting
<b>LAST 10 MEETINGS:</b>	5-5

## SERIES VS PROVIDENCE

<b>OVERALL:</b>	Tied, 1-1
<b>LAST MEETING:</b>	3/16/2001, NCAA Tourn, W, 69-59
<b>CURRENT STREAK:</b>	W, 1
<b>AT PSU:</b>	0-0
<b>AT PROV:</b>	0-0
<b>NEUTRAL SITE:</b>	1-1
<b>CHAMBERS VS. N.C. ST.:</b>	1st meeting
<b>LAST 10 MEETINGS:</b>	1-1

## PENN STATE PLAYERS

Website: GoPSUsports.com; Roster Size: 14; Letterman Returning/Lost: 9/4; Starters Returning/Lost: 3/2  
**PROJECTED STARTERS:**

### 23 Tim Frazier G

Sr. ■ 6-1 ■ 170 ■ Houston, Texas

PTS	REB	AST	MIN
23.0	4.0	6.0	39.0
<b>CAREER</b> 993	<b>358</b>	<b>450 (6th)</b>	<b>136 (6th steals)</b>



**NOTES:** 19th 20-point game in opener...preseason All-Big Ten...2012 First-team All-Big Ten...Needs 7 points to become 30th 1,000-point scorer at PSU...Only Div. 1 player to average at least 17 points and 6 assists last year...Led nation accounting for 58% of team's offense last year...Led Big Ten in assists (14th in NCAA) & steals and 2nd in scoring last year...Set PSU season assist record (198)...bench presses over 300 pounds.

### 2 D.J. Newbill G

So. ■ 6-4 ■ 205 ■ Philadelphia, Pa.

PTS	REB	AST	MIN
16.0	7.0	1.0	35.0



**NOTES:** 9-of-10 at foul line for 16 pts, 7 rebs in opener...Sat out 2011-12 season after transferring from Southern Mississippi...dropped weight from 225 to 205 during preseason...2010-11 Conference USA All-Freshman Team...Shot 53.5% at Southern Miss...recorded six double-doubles...started all 32 games as a freshman...led team in rebounding 11 times...125 free throws ranked fifth among NCAA freshmen.

### 11 Jermaine Marshall G

Jr. ■ 6-4 ■ 205 ■ Etters, Pa.

PTS	REB	AST	MIN
9.0	6.0	1.0	33.0



**NOTES:** Career-high 27 points and 4 threes (4-8) vs. Michigan in final regular season game last year...Second leading scorer last year (10.8)...Posted 20 double-digit scoring games last year (13 in Big Ten) and four 20-pt games...Led team with 43 threes on the year...Tied for team lead with 4.3 rpg in Big Ten...2nd on team in steals (32), blocks (16) and free throw attempts (87)...Started 17 games last year.

### 43 Ross Travis F

So. ■ 6-6 ■ 225 ■ Chaska, Minn.

PTS	REB	AST	MIN
10.0	9.0	0.0	33.0



**NOTES:** Equaled career high with 9 boards in opener...16 starts last year, including the last seven straight, and played in all 32 games...career-high 15 points vs. Michigan in last regular season game last year...2nd on the team in rebounding (4.2), leading team in nine games (six in Big Ten play), five double-figure scoring games in 2011-12...Called a "junky dog" by Coach Chambers...Earned team's "Scrappiest Player" award.

### 25 Jon Graham F

So. ■ 6-8 ■ 225 ■ Baltimore, Md.

PTS	REB	AST	MIN
2.0	3.0	0.0	22.0



**NOTES:** Started 18 straight games...16 pts & 7 rebs in exhibition game...Named team's "Most Improved Player" 2011-12...Career-highs in rebounds (10 at Wisconsin, to go with 9 pts) and points (10 vs. Iowa & 10 vs Northwestern) in 3-straight games at end of February...2010-11 redshirt...Cut weight from 240 to 225 and added four inches to his vertical prior to 2012-13...leads team with 24 reps on 185-pound bench.

## OFF THE BENCH

### 21 Sasa Borovnjak F

Jr. ■ 6-9 ■ 240 ■ Belgrade, Serbia

PTS	REB	AST	MIN
2.0	2.0	0.0	10.0



**NOTES:** Started seven games last year...Led team shooting 56.6%...scored in double-figures twice...posted a career-high 15 pts on 7-of-7 shooting vs. Mississippi...Missed 2010-11 season with a torn ACL (right knee) suffered in the first pre-season practice...Added three inches to vertical and benches over 300 pounds...Academic All-Big Ten honoree with better than 3.2 GPA in Marketing.

### 20 Nick Colella G

Sr. ■ 6-3 ■ 195 ■ New Castle, Pa.

PTS	REB	AST	MIN
3.0	3.0	0.0	22.0



**NOTES:** Granted a scholarship for final season...Started 6-straight Big Ten games last year...1st career start at MSU, career-best 3 threes...2 double-digit scoring games, 16 threes in Big Ten...Career-high 11 pts (3-of-5 from three) at IU...16+ min. in 13 Big Ten games...former walk-on, played 2 years at Penn State-Behrend...placed on scholarship for spring 2012...joined team through open tryouts...former Lady Lion practice player

### 10 Brandon Taylor F

Fr. ■ 6-7 ■ 235 ■ Tabernacle, N.J.

PTS	REB	AST	MIN
0.0	2.0	0.0	5.0



**NOTES:** Saw first career action in season opener...2012 Times of Trenton Player-of-the-Year...scored 1,042 career points, 14th all-time in Trenton Catholic history...Led TCA to 96-21 record during his career...Led TCA to NJSIAA South Jersey Non-Public B championship game twice...third-team New Jersey All-State selection...played for Team Philly AAU...trimmed 30 pounds from his frame in the preseason.

### 1 Akosa Maduegbunam G

Fr. ■ 6-3 ■ 200 ■ Boston, Mass.

PTS	REB	AST	MIN
18.0*	6.0*	4.0*	

\*The Winchendon School



**NOTES:** One of the top high school players in Massachusetts...NEPSAC AAA All-League HM...Averaged 22.3 ppg, 8.0 rpg in leading Charlestown HS to Boston City League title as a junior...MVP of the City League Tournament...two-time All-City selection...Named to ESPNBoston's inaugural MIAA All-State team...owns a team-best 35-inch vertical.

### 5 Donovan Jack F

Fr. ■ 6-9 ■ 205 ■ Reading, Pa.

PTS	REB	AST	MIN
17.0*	10.1*		

\* Berks Catholic



**NOTES:** A three-time Pennsylvania All-State selection (twice earning first team honors)...Reading Eagle Male Ahelete-of-the-Year...two-time Berks County Player-of-the-Year...scored 1,725 points, 10th most in Berks County history and most in city of Reading...led Berks class AAA district title...left hander...also a standout volleyball player.

#	PLAYER	P	CL	HT	PPG	RPG	NOTES
14	Kevin Montminy	G	So.	6-3	0.2	0.1	Played in 10 career games...Walk-on from nearby Penns Valley HS
24	Zach Cooper	G	Jr.	6-1			walk-on, Associate degree from Gulf Coast State CC
32	Patrick Ackerman	F	So.	6-11	0.0	0.4	Played in 12 career games...Ranked a three-star recruit by Rivals.com
34	Alan Wisniewski	F	Jr.	6-9	0.0	0.0	Played in 4 career games...Walk-on, joined the team in October of 2010



# OUTLET PASSES PLAYERS

■ **TIM FRAZIER** was named to the preseason All-Big Ten team by conference media voters. Frazier was named a first-team All-Big Ten selection last year, the sixth Lion to earn first-team selection, after leading the Big Ten in assists (6.2) and finishing second in scoring (18.8) and steals (2.4).

■ **TIM FRAZIER** brings a string of 23-straight double-figure scoring games (13 of those with 20+ points) and 39 consecutive starts into the Puerto Rico Tip-Off.

■ **TIM FRAZIER** is 94-101 (93%) at the foul line in his last 17 games, including a career-best 17-of-18 performance vs. Saint Francis. Frazier ranked 3rd (87.4%) in the conference at the line in Big Ten games last year.

■ **TIM FRAZIER** stands tied for 6th on the Penn State career assist charts with 450. He posted a Penn State record 198 last year and is now 151 assists shy of breaking the all-time career record of 600 set by Freddie Barnes in 1992.

■ **TIM FRAZIER** scored 208 field goals and had 198 assists to lead the nation being involved in 58.4% of Penn State's field goals last year. Only two other players in Division I were involved in 50% or more of their teams scoring.

■ **TIM FRAZIER** was the ONLY player in NCAA Division I to post at least 17 points and 6 rebounds a game last year.

■ **TIM FRAZIER** raised his scoring average by 12.5 ppg from 2010-11 to 2011-12 (6.3 -18.8), the most in the Big Ten on the season and second-most in the Big Ten since 1996-97.

■ **TIM FRAZIER** has led Penn State in scoring in 26 of the last 33 games, including 15 of 19 games vs. Big Ten opponents, and has scored 20 or more points in 8 of his last 11 games.

■ **JERMAINE MARSHALL** scored a career-high 27 points on a career-best four threes vs. Michigan in the Lions' last regular season game last year. He posted 20 double-digit scoring games on the year and led the team with 43 threes (28 in Big Ten) and had 13 double-digit scoring games in Big Ten play to average 11.8 ppg in the Big Ten.

■ **JERMAINE MARSHALL** greatly improved his defense last year and finished second on the team with 32 steals and 16 blocks. Marshall's 27.1 minutes per game and 10.8 ppg were second only to Tim Frazier last year.

■ **D.J. NEWBILL** trimmed his weight from 225 to 205 in the off-season following his red-shirt campaign after transferring from Southern Mississippi. Newbill missed nearly two months of practice early last season after injuring his left shoulder in practice. He returned to full practice in January and excelled, becoming a team-leader despite not playing.

■ **ROSS TRAVIS** led Penn State in rebounding with a career-best equaling nine in the season opener. He led the Lions in rebounding eight times last year, five in Big Ten play.

■ **ROSS TRAVIS** scored a career-high 15 points vs. Michigan in the Lions' final regular season game of 2011-12 and had a career-best 9 rebounds to go with 10 points vs. Northwestern on Feb. 25. He posted 7.2 ppg, 5.2 rpg while shooting 63% in the final five games of 2011-12.

■ **ROSS TRAVIS** shot just 4-of-24 (.167) from three last year, but worked hard on his shot during the off-season improving his arch and touch and has shown an effective perimeter jumper in the preseason.

■ **JON GRAHAM** posted three-straight games with a career-high totals in points (10 vs. Iowa & Northwestern) or rebounds (10 at Wisconsin) at the end of last February and averaged 9.7 ppg and 6.3 rpg over those outings.

■ **JON GRAHAM** trimmed his weight from 240 to 225 pounds for his sophomore season and added four inches to his vertical. He maintains a team-best 24 reps on the 185-pound bench press, four better than the 2012 NBA combine best. He missed five games in November and December last year with illness before coming on late in the year.

■ **SASA BOROVNJAK** has shown much greater mobility and explosiveness in his second season after returning from a season-ending ACL tear prior to the 2010-11 campaign. He cut his weight from 242 pounds to 230 for the 2012-13 campaign.

■ **SASA BOROVNJAK** led Penn State shooting 56.5 percent from the floor in 32 games last year. He is one of five Penn State players that can bench press more than 300 pounds.

■ Former walk-on **NICK COLELLA** was granted a scholarship for his senior campaign. He was placed on scholar-

**SCOUTING N.C. STATE:** The Wolfpack returns four starters from a team that posted a 24-13 overall record and a 9-7 ACC mark in 2011-12, coach Mark Gottfried's first at the Wolfpack helm. Gottfried led his team to the semifinals of the ACC Tournament and to the Sweet Sixteen of the NCAA Tournament. NC State was picked to win the ACC in a preseason poll of ACC media and was ranked No. 6 in the preseason AP and USA Today/Coaches Polls. Junior forward C.J. Leslie was chosen as the ACC's preseason player of the year. He posted 14.7 ppg and 7.3 rpg last year. Junior point guard Lorenzo Brown ranked second in ACC with 6.3 assists per game last year. Senior guard Scott Wood was ranked the nation's top shooter by ESPN.com. N.C. State also welcomes three McDonald's All-Americans. The Pack opened the season with a 97-59 victory over Miami (Ohio). Freshman Rodney Purvis and senior Richard Howell led the team with 16 points each.

ship for the second semester of last season and started six-straight games in the Big Ten and played more than 24 minutes in five of those. He posted his second double-digit scoring game in Big Ten play at Iowa (11 pts) and averaged 20.8 mpg in Big Ten play, including a career-best 37 at MSU (2/8), while making 16 threes.

■ **NICK COLELLA** added six inches to his vertical leap in the off-season and tied the Penn State best with a pro-lane agility time of 10.0. He is one of four Lions that can bench press more than 300 pounds.

■ Freshman **AKOSA MADUEGBUNAM** recorded a team-best 35 inch vertical and has impressed the coaching staff with his strength and athleticism.

■ Freshman **BRANDON TAYLOR** arrived on campus weighing more than 260 pounds, but sculpted his body in the summer and trimmed his weight by 30 pounds entering the pre-season.

■ Freshman **DONOVN JACK** was a three-time Pennsylvania All-State selection, twice earning first-team honors, as well as a standout volleyball player. The left-hander brings tremendous athleticism and a highly developed basketball skill set to the Nittany Lions. His high school teams never won less than 23 games and three times topped 27 wins.

# OUTLET PASSES TEAM

■ Penn State returns 70 percent of its scoring and 60 percent of its rebounding from last season as well as four starters that logged 16 or more starts last year and six players that averaged 16 minutes or more of action in Big Ten play.

■ Penn State went 4-7 in 11 games decided by seven points or less last year. The Lions had just one home loss come by more than six points while dropping four Big Ten home contests by six points or less, including games with No. 12 Indiana (88-82) and No. 13 Michigan (71-65).

■ Penn State defeated No. 22 Illinois (54-52) last year for coach Patrick Chambers' first coaching victory over a Top 25 team (in his eighth ever meeting). Chambers became the third PSU coach to defeat a Top 25 team in his first season.

■ Penn State knocked off Purdue by 20 points (65-45), the Lions' most lopsided Big Ten win in six seasons, in coach Patrick Chambers' first-ever Big Ten home game.

■ Penn State won the rebounding battle in 19 games last year and ranked first in offensive rebounds in the Big Ten with 12.4 per game.

■ Penn State fielded one of the nation's most inexperienced squads last year with eight of 10 primary contributors last season in their first or second season of Division I play. The Lions had 84 starts between three freshmen and three sophomores. The Lions entered the 2011-12 campaign looking to replace 80 percent of their scoring.

■ Penn State had four major contributors miss significant action last season. All ranked in the top seven in scoring and three in the top seven of rebounding.

■ Penn State started 14 different line-ups last season, nine in Big Ten play.



## STANDINGS (Nov. 12)

Team	BIG TEN			OVERALL	
	W-L	%	W-L	%	
Illinois	0-0	.000	1-0	1.000	
Indiana	0-0	.000	1-0	1.000	
Iowa	0-0	.000	1-0	1.000	
Michigan	0-0	.000	1-0	1.000	
Minnesota	0-0	.000	1-0	1.000	
Ohio State	0-0	.000	1-0	1.000	
Penn State	0-0	.000	1-0	1.000	
Nebraska	0-0	.000	1-0	1.000	
Wisconsin	0-0	.000	1-0	1.000	
Purdue	0-0	.000	1-1	.500	
Northwestern	0-0	.000	0-0	.000	
Michigan State	0-0	.000	0-1	.000	

### PRESEASON POLL:

1. Indiana
2. Michigan
3. Ohio State

### PRESEASON ALL-BIG TEN TEAM:

Tim Frazier, Penn State  
 Aaron Craft, Ohio State  
 Deshaun Thomas, Ohio State  
 Trey Burke, Michigan  
 Cody Zeller, Indiana (preseason POY)

■ The Big Ten leads the nation with five teams ranked in the preseason USA Today Coaches Poll and the Associated Press Top 25. The Big Ten had three teams ranked in the top five of each poll led by Indiana, which began the season ranked No. 1 in both polls. Ohio State and Michigan checked in at No. 4 and No. 5 in both polls while Michigan State and Wisconsin were also ranked in both polls.

■ Penn State won the scoring in the paint in 11 Big Ten games last year. Penn State won four of those games and lost by six points or less in four others.

■ Penn State was out-scored at the arc by 132 points (7.3 ppg) in the Big Ten season and by 168 (5.2 ppg) on the year in 2011-12. The Lions shot 31 percent from three.

■ Penn State scored 67.3 ppg and shot 42% at home (10-7) last year, while posting 55 ppg and shooting 35% in 15 games away from home (2-13). Penn State scored more than 60 points just twice (62 at B.C. and 64 at Iowa) away from the BJC last season.

■ Penn State ranked 325th in NCAA Division I in field goal percentage (39.3 percent) last year and shot a combined 37% from the floor and 27% from three in its 20 losses last year, while shooting 43% from the floor and 37% from three in 12 wins.

### PENN STATE IN THE BIG TEN

**FIRST YEAR:** 1992-93 Season  
**REGULAR SEASON RECORD:** 107-232 (21st Season)  
**TOURNAMENT RECORD:** 9-15  
**ROAD RECORD:** 32-138  
**HOME RECORD:** 75-94  
**MOST WINS; SEASON:** 12-6 (1996), 10-8 (2009), 9-9 (2011), 9-9 (1995), 8-8 (1998), 7-9 (2001), 7-11 (2008), 6-10 (2006)  
**BEST SEASON:** 12-6 record, 2nd, 1995-96 season.  
**.500+ SEASONS:** 5, the last coming in 2010-11  
**LAST YEAR:** 4-14 (T11th)  
**BEST START:** 4-0 in 1995-96 season.  
**LONGEST WIN STREAK:** 4, twice, 1996 & 2009  
**LONGEST HOME WIN STREAK:** 9 (one season), 1996, 12 (two seasons) 1995 & 1996  
**MOST ROAD WINS IN A SEASON:** 3, 7 times, last 2011  
**LONGEST ROAD WIN STREAK:** 2, 3 times, last 2010



**PENN STATE BASKETBALL SHOW**



The "Penn State Basketball Show," Coach Patrick Chambers' weekly call-in radio show, will be broadcast live from Damon's Grill in State College again this season.

Hosted by Steve Jones, the "Penn State Basketball Show" will air live from the clubhouse at Damon's (1031 E. College Ave.) Thursday nights from 6:05 to 7:00 p.m. Fans are encouraged to ask questions of the coach live and in-person or by calling 1-800-52LIONS (525-4667). Questions will also be taken via twitter at @PennStateMBB. The first "Basketball Show" will be broadcast live from Damon's on Thursday, Nov. 29. The show can be heard on more than 40 radio stations on the Penn State Sports Network and on-line at GoPSUsports.com.

**MEDIA INFORMATION**

Penn State will hold in-person press conferences with head coach **Patrick Chambers at 2:15 p.m. on Mondays** (with some exceptions) and **phone only teleconferences at 11:00 a.m. on Fridays** throughout the year. **Penn State players** will be available immediately following most Monday press conferences for 15-20 minutes prior to practice and at selected times throughout the week. Coach Chambers will also be available **Monday mornings at 10:40 a.m. (ET) via the BIG TEN TELECONFERENCE.**

**PRESS SCHEDULE**

**NON-CONFERENCE**

Mon. Nov. 12 2:15 p.m. BJC Green Room  
 Wed. Nov. 21 2:15 p.m. BJC Green Room  
 Mon. Nov. 26 2:15 p.m. BJC Green Room  
 Mon. Dec. 3 2:15 p.m. BJC Green Room

**BIG TEN SEASON**

Wed. Jan. 9 2:15 p.m. BJC Green Room  
 Mon. Jan. 14 2:15 p.m. BJC Green Room  
 Mon. Jan. 21 2:15 p.m. BJC Green Room  
 Mon. Jan. 28 2:15 p.m. BJC Green Room  
 Mon. Feb. 4 2:15 p.m. BJC Green Room  
 Tue. Feb. 12 2:15 p.m. BJC Green Room  
 Tues. Feb. 19 2:15 p.m. BJC Green Room  
 Mon. Feb. 25 2:15 p.m. BJC Green Room  
 Tues. March 5 2:15 p.m. BJC Green Room  
 Tues. March 12 2:15 p.m. BJC Green Room

**TELECONFERENCE FRIDAY'S AT 11:00 A.M.**

**CALL IN #: 1-866-493-5099**

**NON-CONFERENCE**

Fri. Nov. 30 11:00 a.m.  
 Fri. Dec. 14 11:00 a.m.  
 Fri. Dec. 21 11:00 a.m.  
 Fri. Dec. 28 11:00 a.m.

**BIG TEN SEASON**

Wed. Jan. 2 TBA  
 Sun. Jan. 6 TBA  
 Fri. Jan. 18 11:00 a.m.  
 Fri. Jan. 25 11:00 a.m.  
 Fri. Feb. 8 11:00 a.m.  
 Fri. Feb. 15 11:00 a.m.  
 Fri. March 1 11:00 a.m.  
 Fri. March 8 11:00 a.m.

**NEWBILL GOES FOR 16 & 7 IN RETURN TO COMPETITION:**

Sophomore guard D.J. Newbill (6-4) had his eyes set on Nov. 9 as his return to official collegiate competition after 20 months. He delivered posting 16 points on 9-of-10 shooting from the foul line and adding seven rebounds an assist and a steal in 35 minutes of action in a win over Saint Francis. Newbill sat out the 2011-12 season after transferring from Southern Mississippi in late August of 2011. He started all 32 games as freshman at Southern Miss, posting 9.2 ppg and 6.2 rpg to be named to the 2011 Conference USA All-Freshman Team. The 2010 Pennsylvania Class AA Player of the Year (24.2 ppg, 9.0 rpg, 5.0 apg) out of Philadelphia's Strawberry Mansion HS, he recorded six double-doubles and 15 double-digit scoring games at Southern Miss and led team in rebounding 11 times.

**BIG BACKCOURT:**

The focus of attention all pre-season, the backcourt tandem of Tim Frazier and D.J. Newbill delivered in the season opener combining for 39 points, 11 rebounds, seven assists and three steals in a 65-58 victory, delivering 60% of the team's scoring. The pair were deadly at the foul line combining to go 26-of-28 at the foul stripe on a night when the Lions shot 28-of-32 as a team. Frazier led the Lions with 23 points and six assists, his 19th career 20-point game, and, after three-straight SFU threes gave them a 31-30 lead, he took over posting a steal and five points in under a minute to regain a Penn State advantage. Newbill had 16 points and seven rebounds. Both played 35 minutes or more.

**FRAZIER FILLS IT AT FOUL LINE:**

Tim Frazier posted career highs with 17 made free throws on 18 attempts (94%) in the season opener and is a sizzling 93% from the foul line (94-of-101) in his last 17 games dating to last season, having not missed more than once in a game during that stretch. He is averaging 5.5 free throws on 5.9 attempts per game over that stretch with 12 20-point or better games.

**RETURNING FOR 2012-13:**

Penn State returns 70 percent of its scoring, 60 percent of its rebounding and 78 percent of its assists for head coach Patrick Chambers' second season at the helm. Leading the way will be first-team All-Big Ten guard **Tim Frazier**, a preseason All-Big Ten selection and the conference's only returning first-team selection from last year. The senior leads four returners that started at least 16 games last year. Frazier had a spectacular campaign in 2011-12 leading the Big Ten in assists (6.2) and finishing second in scoring (18.8) and steals (2.4). He led the nation accounting for 58 percent of the Lions offense (scoring and assists) and was still able to set Penn State's season assist record logging 198. Junior guard **Jermaine Marshall** also had the best year of his career finishing second on the team in scoring (10.8) and leading the team with 43 threes (1.4 per game) while posting four 20-point games. Sophomore forward **Jon Graham** (3.9 ppg, 3.7 rpg) started 17 games last year and surged in late February, averaging 9.7 ppg and 6.3 rpg over a three-game Big Ten stretch. Sophomore forward **Ross Travis** (4.4, 4.2) started 16 games last year and saw a similar late season surge posting 7.2 points and 5.2 rebounds per game over the final five contests. Travis finished second to Frazier (4.7 rpg) on the team in rebounding. Also seeing significant playing time last year were junior

forward **Sasa Borovnjak** and senior guard **Nick Colella**. Borovnjak (4.3, 3.1) played in 32 games while starting seven and led the team shooting 56.6 percent from the floor. Colella (2.7, 1.3), a former walk-on, played in 26 games and started six while seeing significant action in Big Ten play, making 16 threes in those games, and earning a scholarship.

**FRAZIER NAMED TO WOODEN TOP 50:**

Tim Frazier was named to the Wooden Award Men's Preseason Top 50. He is the second Nittany Lion in the last three years to be named to the preseason list joining Talor Battle who was named prior to the 2010-11 season. The Preseason Top 50 was chosen by a poll of national college basketball media members. Frazier was among nine Big Ten players named to the list, which led all conferences. The Wooden Award All American Team, consisting of the nation's top 10 players, will be announced the week of the "Elite Eight" round of the NCAA Tournament.

**FRAZIER PRESEASON ALL-BIG TEN:**

Senior guard Tim Frazier was named to the Preseason All-Big Ten team by conference media voters. Frazier, the lone returning first-team All-Big Ten selection from last year, was joined on the preseason team by Ohio State's Aaron Craft and Deshaun Thomas, Michigan's Trey Burke and Indiana's Cody Zeller who was also named the preseason POY.

**FRAZIER SENIOR CLASS AWARD CANDIDATE:**

Tim Frazier was one of 30 Division I men's basketball players selected as candidates for the 2012-13 Senior CLASS Award presented to a senior student-athlete with notable achievements in four areas of excellence - community, classroom, character and competition. The award will be trimmed to 10 finalists midway through the season with the winner announced at the 2013 NCAA Final Four in Atlanta.

**FRAZIER EYES 1,000 POINTS/ASSIST RECORD:**

After 23 points in the season opener, Tim Frazier has 993 career points and needs just 7 to become the 30th 1,000-point scorer in Penn State history. He is on pace to finish his career among the top five in Nittany Lion history in scoring, assists and steals. He needs 151 assists to eclipse the career record of 600 set by Freddie Barnes in 1992.

**FRAZIER'S BIG SUMMER:**

Tim Frazier had a big summer playing against the nation's top collegiate players as he was invited to attend the Deron Williams Skills Academy in June in Chicago and the LeBron James Skills Academy in Las Vegas in July. Both events were conducted by Nike. One of just two Big Ten guards and 16 top collegiate guards overall invited to attend the Williams camp, Frazier was a standout while competing amongst guards such as Missouri's Phil Pressey, Arkansas' BJ Young, Murray State's Isaiah Canaan and Michigan's Trey Burke. He excelled at the camp to earn an invitation to the James Academy which featured 25 top collegiate players (guards, wings and posts) that advance from the earlier Williams, Kevin Durant and Amare Stoudemire Skills Academies as well as 80 high school players.

**PUERTO RICO BIRTHDAY:**

Freshman Donovan Jack will celebrate his 19th birthday on Sunday in Puerto Rico. Jack was born Nov. 18, 1993 in Reading, Pa.

**LOOKING AHEAD**

Mon., Nov. 12	Tue., Nov. 13	Wed., Nov. 14	Thur., Nov. 15	Fri., Nov. 16	Sat., Nov. 17	Sun., Nov. 18
Patrick Chamber's Press Conference 2:15 p.m.	Depart For Puerto Rico Tip-Off 11:30 a.m.	NCAA EARLY SIGNING PERIOD BEGINS	Puerto Rico Tip-Off vs. N.C. State 5:00 p.m. ESPNU	Puerto Rico Tip-Off vs. Providence or Massachusetts TBD	OFF DAY In Puerto Rico	Puerto Rico Tip-Off vs. TBD TBD  Donovan Jack Birthday



**SEASON HONORS**

- Tim Frazier**
- Preseason All-Big Ten Team
  - Wooden Award Preseason Top 50
  - No. 15 ranked point guard in nation, cbsports.com
  - No. 54 among Top 100 players, cbssports.com
  - 1 of 30 candidates for Senior CLASS Award

“Damn is Tim Frazier good. Like, really good. Capable of starting at the 1 for all but maybe five teams in the country. I might be overestimating that number, even. PSU won’t be on TV a lot this year, but whenever it is, treat yo self to some Timmy.”

– Matt Norlander, cbssports.com

**DOUBLE-FIGURES**

SCORING	CAREER	SEASON
Tim Frazier	41	1
Jermaine Marshall	21	-
D.J. Newbill	14	1
Ross Travis	6	1
Sasa Borovnjak	2	-
Nick Colella	2	-
Jon Graham	2	-

REBOUNDING	CAREER	SEASON
D.J. Newbill	6	-
Tim Frazier	3	-
Jon Graham	1	-

**ROAD RECORD:**

**ON THE YEAR:** 0-0 (0-0 Big Ten)  
**2011-12:** 1-11 (0-9 Big Ten)  
**Previous 2 Years:** 4-19 (3-15 Big Ten)  
**Big Ten Road Games:** 32-131 overall  
**Most Big Ten Road Games Won In A Season:** 3 (seven occasions, last in 2011). The Lions reached the post-season in all but one of those seasons (1999).

**CAREER & SEASON HIGHS**

	CAREER	SEASON
<b>SCORING</b>		
Frazier	30 (@ NEB, '12)	23 (SFU)
Marshall	27 (MICH, '12)	9 (SFU)
Newbill	17 (UCF, '11)	16 (SFU)
Borovnjak	15 (MISS, '12)	2 (SFU)
Travis	15 (MICH, '12)	10 (SFU)
Colella	11 (@ IU, '12)	3 (SFU)
Graham	10 (2X NW, '12)	2 (SFU)
Montminy	2 (KEN, '11)	-
<b>REBOUNDING</b>		
Frazier	11 (2X COR, '11)	4 (SFU)
Graham	10 (@ WISC, '12)	3 (SFU)
Marshall	9 (LAF, '11)	6 (SFU)
Travis	9 (2X, SFU, '11)	9 (SFU)
Newbill	16 (UTEP, '11)	7 (SFU)
Borovnjak	7 (DUQ, '11)	2 (SFU)
Colella	4 (2X NW, '12)	3 (SFU)
Taylor	2 (SFU, '12)	2 (SFU)
Montminy	1 (KEN, '11)	-
<b>ASSISTS</b>		
Frazier	11 (YSU, '11)	6 (SFU)
Newbill	5 (@ SMU, '11)	1 (SFU)
Colella	3 (@ IA, '12)	-
Travis	3 (LAF, '11)	-
Marshall	3 (3X NW, '12)	1 (SFU)
Borovnjak	2 (2X LIU, '11)	-

**QUICK FACTS**

**UNIVERSITY**

**Name:** The Pennsylvania State University  
**Location:** University Park, Pa. 16802  
**Founded:** 1855  
**Enrollment:** 43,831 (38,205 undergraduate)  
**Nickname:** Nittany Lions  
**Colors:** Blue & White  
**Conference:** Big Ten Conference  
**Division:** NCAA Division I  
**Home Court:** Bryce Jordan Center (15,261)  
**President:** Dr. Rodney Erickson  
**Acting Athletic Director:** Dr. Dave Joyner  
**Ticket Office Phone:** 1-800-NITTANY

**BASKETBALL HISTORY**

**First Year of Basketball:** 1897  
**All-time MBB Record:** 1,362-1,066 (117th Season)  
**Record in Jordan Center:** 166-100 (18th Season)  
**NCAA Tourn.Years (Record)/Last:** 9 (9-11), 2011  
**NIT Years Record)/Last:** 10 (22-9), 2009 NIT Champions  
**Big Ten Record:** 117-248 (21st Season)

**2011-12 REVIEW**

**2011-12:** 12-20 (H: 10-7; A: 1-11; N: 1-2)  
**2012 Big Ten Finish:** T11th (4-14)  
**2012 Big Ten Tournament:** 0-1, L, 75-58 vs (5) Indiana

**Scoring (B1G/NCAA):** 61.8 (11th, 288th)  
**Field Goal Percentage:** 39.3 (12th, 325th)  
**Three-Point Percentage:** 31.1 (11th, 262nd)  
**Free Throw Percentage:** 68.6 (11th, 194th)  
**Scoring Defense:** 65.8 (8th, 127th)  
**Field Goal Percentage Defense:** 43.4 (8th, 181st)  
**Rebounding:** 33.9 (6th, NA);  
**Turnovers:** 12.2 (NA, 62nd);  
**Assists:** 10.8 (11th, 305th)  
**Steals:** 6.8 (5th, 130th)

**2012-13 NITTANY LION ROSTER**

**NUMERICAL**

NO.	NAME	POS.	HT.	WT.	YR./ELIG.	HOMETOWN/HIGH SCHOOL
1	Akosa Maduegbunam	G	6-3	200	Fr./Fr.	Boston, Mass./Charlestown HS/Winchendon Sch.
2	D.J. Newbill	G	6-4	205	Jr./So.	Philadelphia, Pa./Strawberry Mansion
5	Donovan Jack	F	6-9	205	Fr./Fr.	Reading, Pa./Berks Catholic
10	Brandon Taylor	F	6-7	235	Fr./Fr.	Tabernacle, N.J./Trenton Catholic
11	Jermaine Marshall**	G	6-4	205	Sr./Jr.	Etters, Pa./Red Land
14	Kevin Montminy*	G	6-3	185	So./So.	Centre Hall, Pa./Penns Valley Area
20	Nick Colella*	G	6-3	195	Sr./Sr.	New Castle, Pa./New Castle/PSU-Behrend
21	Sasa Borovnjak**	F	6-9	240	Sr./Jr.	Belgrade, Serbia/Veritas Christian (N.C.)
23	Tim Frazier***	G	6-1	170	Sr./Sr.	Houston, Texas/Strake Jesuit
24	Zach Cooper	G	6-1	170	Jr./Jr.	Ijamsville, Md./Urban/Gulf Coast State (CC)
25	Jon Graham*	F	6-8	225	Jr./So.	Baltimore, Md./Calvert Hall
32	Patrick Ackerman*	F	6-11	220	So./So.	Rutland, Mass./Worcester Academy
34	Alan Wisniewski*	F	6-9	230	Jr./Jr.	Sterling Heights, Mich./Bishop Foley
43	Ross Travis*	F	6-6	225	So./So.	Chaska, Minn./Chaska

\* = Letters Earned

**COACHING & SUPPORT STAFF**

**Head Coach:** Patrick Chambers (2nd at PSU, 4th overall, Philadelphia University, '94)  
**Associate Head Coach:** Eugene Burroughs (Richmond, '94)  
**Assistant Coaches:** Keith Urgo (Fairfield, '02) & Brian Daly (Saint Joseph's, '92)  
**Director of Basketball Operations:** Ross Condon (Villanova, '07)  
**Strength Coach:** Brad Pantall (Penn State, '96)  
**Athletic Trainer:** Jon Salazer (Penn State, '93)  
**Video Coordinator:** Adam Fisher (Penn State, '06)

**BY ELIGIBILITY**

SENIORS (2)	
20	Nick Colella* _____ G
23	Tim Frazier*** _____ G
JUNIORS (4)	
11	Jermaine Marshall** _____ G/F
21	Sasa Borovnjak** _____ F
24	Zach Cooper _____ G
34	Alan Wisniewski* _____ F
SOPHOMORES (5)	
2	D.J. Newbill _____ G
14	Kevin Montminy* _____ G
25	Jonathan Graham* _____ F
32	Patrick Ackerman* _____ F
43	Ross Travis* _____ F
FRESHMEN (3)	
1	Akosa Maduegbunam _____ G
5	Donovan Jack _____ F
10	Brandon Taylor _____ F

**PRONUNCIATIONS**

**SASA BOROVNJAK**  
 SAW-sha BOE-rov-KNEE-yak  
**AKOSA MADUEGBUNAM**  
 Uh-COE-sa MAD-a-WAY-boo-nam  
**ALAN WISNIEWSKI**  
 WIZ-new-SKI



## NATIONAL RANKINGS

## AP TOP 25 (Nov. 12)

1	Indiana (46)	1-0	1,598
2	Louisville (18)	1-0	1,572
3	Kentucky (1)	1-0	1,438
4	Ohio State	1-0	1,339
5	Michigan	1-0	1,327
6	NC State	1-0	1,278
7	Kansas	1-0	1,222
8	Syracuse	1-0	1,163
9	Duke	1-0	1,109
10	Florida	1-0	1,007
11	North Carolina	2-0	944
12	Arizona	1-0	882
13	UCLA	1-0	746
14	Missouri	1-0	716
15	Creighton	1-0	678
16	Baylor	2-0	578
17	Memphis	0-0	570
18	UNLV	0-0	538
19	Gonzaga	1-0	437
20	Notre Dame	1-0	343
21	Michigan State	0-1	325
22	Wisconsin	1-0	324
23	Connecticut	1-0	262
24	Cincinnati	1-0	152
25	San Diego State	0-1	128

## USA TODAY/ESPN TOP 25

1	Indiana (25)	1-0	768
2	Louisville (4)	1-0	740
3	Kentucky (2)	1-0	701
4	Ohio State	1-0	648
5	Michigan	1-0	638
6	NC State	1-0	601
7	Kansas	1-0	583
8	Syracuse	1-0	522
9	Duke	1-0	515
10	Florida	1-0	465
11	North Carolina	2-0	447
12	Arizona	1-0	426
13	Creighton	1-0	360
14	UCLA	1-0	351
15	Missouri	1-0	319
16	Memphis	0-0	310
17	Baylor	2-0	270
18	UNLV	0-0	241
19	Gonzaga	1-0	221
20	Wisconsin	1-0	212
21	Notre Dame	1-0	143
22	Michigan State	0-1	135
23	San Diego State	0-1	66
24	Cincinnati	1-0	63
25	Texas	1-0	60



## PENN STATE IN THE RPI

Date	Rank	RPI	SOS
--			

## PENN STATE IN THE RANKINGS

**Date**      **AP**      **COACHES**  
 Last ranked 25th in the final ESPN/USA Today Coaches Poll of the 2000-01 season (4/4/01). Last received votes in the national polls on Feb. 2, 2009. The Lions got votes in the Coaches Poll for four weeks.

## PENN STATE VS. RANKED

**ON THE YEAR:** 0-0

**2011-12:** 1-10 (win over:#22 ILL)

**Last WIN vs. RANKED team:**

54-52 vs. #22 Illinois (1/19/12)

**Last ROAD win:**

38-33 @ #16/18 Illinois (2/18/09)

**Last HOME win:**

54-52 vs. #22 Illinois (1/19/12)

**In the Jordan Center:** 15-34

**Last NEUTRAL win:**

36-33 vs. #13 Wisconsin (3/11/11)

**WIN vs. Highest Ranked in BJC:**

#5 Purdue, 74-63, 2/21/98

**WIN vs. Highest Ranked On Road:**

66-65 at #6/6 Illinois (2/4/06)

**WIN vs. Highest Ranked Overall:**

65-63 vs. #2/3 Michigan State (3/9/01) Big Ten Tourn.

**Under Patrick Chambers:**

1-10 (2nd season)

**Since joining BIG TEN (1992-93):**

27-110

**OVERALL Streak:** Lost 7

**HOME Streak:** Lost 1

## STARTS CHART

## CAREER STARTS

PLAYER	10-11	11-12	12-13	CAREER	CONS	GAMES
#23 Tim Frazier	33	32	1	76	39	98
#11 Jermaine Marshall	17	1	1	18	4	60
#25 Jon Graham	17	1	1	18	18	27
#43 Ross Travis	16	1	1	17	8	33
#21 Sasa Borovnjak	7	7	-	-	-	51
#20 Nick Colella	6	6	-	-	-	27
#2 D.J. Newbill	32*	1	33	1	33	

\* at Southern Mississippi

## 2011-12 SEASON

GAME	POSITION					LINE-UP RECORD
	1	2	3	4	5	
SAINT FRANCIS	23	2	11	43	25	1-0

## BENCH SCORING

## SEASON HIGH:

5 vs. St. Francis

**20+ POINTS:** --

**AVERAGE:** 5.0

SAINT FRANCIS 5  
N.C. State

## DIFFERENT

## STARTING LINE-UPS:

Penn State employed 14 different starting line-ups on the 2011-12 season, nine in Big Ten play.

**BIGGER, STRONGER, FASTER:** Some highlights of Penn State's physical improvement under strength coach Brad Pantall:

**TIM FRAZIER:** Added 18 reps to his 185-pound bench press since arriving at Penn State and can now do 19, one shy of the 2012 NBA Combine best... improved his max bench press by more than 115 pounds to over 300 pounds entering his final season...posted a pro-lane agility time (10.0) and 3/4 court sprint time (3.09) better than the NBA combine bests...has added 30 pounds of muscle since arriving at Penn State.

**JON GRAHAM:** Added four inches to his vertical leap...added 11 reps to his 185-pound bench press to now be able to perform a team high 24, far above the 2012 NBA Combine best of 20...increased his max bench press from 215 to 325.

**ROSS TRAVIS:** In the past year, Travis has increased his bench press max from 245 to 310 and his reps on the 185-pound bench from 10 to 22. He increased his leg press max from 325 to 615 and added 2.5 inches to his vertical (31.5). He increased his weight from 203 to 220 while maintaining his body fat and can touch a team-best 16 inches above the rim.

**NICK COLELLA:** Added more than six inches to his vertical leap and improved his pro-lane agility time to 10.0, tying the Penn State team record and beating the 2012 NBA Combine best...improved his bench press by 75 pounds to over 300 pounds.

**SASA BOROVNJAK:** Cut his weight from 242 to 230 pounds and reduced his body fat by five percent...Improved his bench over 300 pounds while cutting one second off his pro-lane agility time.

## MARSHALL BECOMES SOLID SCORER; POSTS 20 DOUBLE-DIGIT GAMES IN '11-12:

Jermaine Marshall returns for his junior campaign after establishing himself as a solid scorer in his sophomore campaign. He posted 20 double-digit scoring games on the year, 19 in the final 25 games of the season, and put together a career-best string of seven-straight double-digit outings during Big Ten play. Marshall recorded four 20-point games on the year, including a career-best 27 in the Lions' final regular season game vs. Michigan. He ranked second on the team posting 10.8 ppg and saw his scoring average increase to 11.8 ppg in Big Ten games. Marshall led Penn State with 43 threes on the year, including a career-best four vs. Michigan, after making just six threes in 28 games in 2010-11. Marshall also finished second on the team getting to the foul line 87 times on the year.



**OLIVER SERVES AS UNDERGRADUATE COACH:** Billy Oliver announced on Feb. 11 of last season, following the Lions' victory over Nebraska, that he was ending his Penn State playing career due to recurring symptoms stemming from his history of concussions and migraine headaches. Oliver, who would be a senior in eligibility in 2012-13, is serving as an undergraduate assistant coach as he completes degrees in finance and economics and begins masters classes in accounting. He remains on scholarship as an NCAA medical non-counter. Oliver was leading the Lions with 35 threes on the year prior ending his career last season. He played in 58 career games with 20 career starts and scored a total of 220 points while downing 46 career threes. He is an Academic All-Big Ten honoree who carries over a 3.2 grade-point average in Penn State's Smeal College of Business.

**CHAMBERS & THE POST-SEASON:** Coach Patrick Chambers missed having a team play in the post-season for the first time in his collegiate coaching career last season and has been a part of the post-season in seven of his eight seasons as a collegiate coach. In his previous five seasons as a member of the Villanova coaching staff and two as head coach at Boston University, all of his teams reached post-season play including six NCAA Tournament appearances and one CBI appearance. Chambers has been a part of 17 NCAA Tournament games, helping Villanova advance to the tournament every year and make four NCAA Sweet 16 appearances and reach the 2009 NCAA Final Four. In his first season at BU, he guided the Terriers to their first post-season win since 1959 with a victory in the CBI and the following year led BU to its first NCAA Tournament appearance since 2002.

**117 YEARS OF HOOPS:** Penn State embarked on its 117th season of playing basketball in the 2012-13 campaign, having begun play in 1897 with a pair of contests vs. Bucknell, which returns to the schedule this year for the first time since 2006. Penn State has made 12 post-season appearances in the last 24 years (4 NCAA, 8 NIT) and a total of 19 (9 NCAA, 10 NIT) overall. Since 2009, Penn State has won the program's first national tournament title (2009 NIT), made the program's first appearance in the Big Ten Tournament Championship game (2011) and played in the NCAA Tournament (2011).



**PATRICK CHAMBERS**

**HEAD COACH • 2ND SEASON**  
**PHILADELPHIA UNIVERSITY, '94**  
**55-48 Overall (4th season)**  
**13-20 at Penn State (2nd season)**

**Family:** Wife: Courtney; Daughters: Grace & Caitlin; Son: Ryan  
**Hometown:** Newtown Square, Pa.  
**College:** Philadelphia University, 1994  
**Date of Birth:** Dec. 13, 1970

**CAREER HIGHLIGHTS**

- Named 12th head basketball coach at Penn State on June 6, 2011.
- Led Boston University to the 2011 NCAA Tournament – the program's first NCAA berth since 2002.
- Led BU to the 2011 America East Tournament Title.
- Posted back-to-back 21-win seasons at BU – the only coach in BU history to earn 20 wins in each of his first two seasons and the fastest to earn a conference championship.
- 42-28 record in two seasons as head coach at BU, leading the Terriers into the post-season both years.
- Associate head coach at Villanova's during the Wildcats 2009 NCAA Final Four run.
- Five seasons on Villanova staff under Jay Wright – helped lead the Wildcats to a 126-45 record (.737), five NCAA Tournament appearances, four NCAA Sweet 16 appearances, a school record 30 wins in 2008-09, won at least 22 games every year.
- Instrumental in building Villanova's 2009 recruiting class which was ranked No. 3 in the nation by ESPN.com.
- Four players coached at Villanova played in the NBA.
- Recruited four McDonald's All-Americans to Villanova.

**NOTABLE**

- The youngest of 12 siblings (nine boys, three girls)
- Was in collegiate coaching just five years before earning his first head coaching position at Boston University.
- Three siblings are Penn State graduates and a nephew, Patrick Flanagan, is a defensive back on the football team.
- Worked for 10 years as a highly successful salesman and part owner in the family's printing business in Philadelphia.
- Played for 2011 Naismith Basketball Hall of Fame inductee Herb Magee at Philadelphia University. Magee, also known as "The Shot Doctor," is college basketball's all-time victories leader (941).
- Began his career at Philadelphia U. as a walk-on and went on to become the school's all-time leader in assists.
- Played for and coached with legendary Philadelphia coach Dan Dougherty at Episcopal Academy. Dougherty posted 621 wins at Episcopal, one of any high school coach in Philadelphia history.
- Older brother, Tim, was the 1984 Ivy League Player of the Year in football and led Penn to three-straight Ivy League titles. He is now a writer, producer and director and just released the film "Mighty Macs."
- Older brother, Paul, was a three-year starter at point guard for the Penn Quakers.

**CHAMBERS COACHING RECORD**

YEAR	RECORD (Conference)	POST-SEASON
<b>BOSTON UNIVERSITY</b>		
2009-10	21-14 (11-5 4th/2nd in Tourn.)	CBI Semifinals
2010-11	21-14 (12-4 2nd/Won Tourn.)	NCAA 2nd Round
<b>PENN STATE</b>		
2011-12	12-20 (4-14 T11th/1st rd. Tourn.)	
<b>TOTALS</b>		
4 Years	55-48 (27-23) 1 Tournament Title	1 NCAA, 1 CBI

**COLLEGIATE COACHING EXPERIENCE:**

1995-96	Delaware Valley (PA) College (Asst)
2004-05	Villanova (Dir. Ops)
2005-08	Villanova (Asst.)
2008-09	Villanova (Assoc. Head Coach)
2009-11	Boston University (Head Coach)
2011-present	Penn State (Head Coach)

**NOTING  
THE JORDAN CENTER**

- RECORD IN BJC:** 166-100 (18th Season) (62%) (266 games)
- OPENED:** January 11, 1996 vs. Minnesota (W, 76-51)
- CAPACITY:** 15,261
- MOST CONTESTS IN A SEASON:** 20 (2008-09)
- 100TH WIN:** 56-55 over Hartford, Dec. 6, 2006
- LONGEST WIN STREAK:** 14; Jan. 11, 1996-Dec. 27, 1996
- SEASON HOME WINS RECORD:** 17-3 (2008-09)
- SEASON BEST START:** 8-0, 2007-08 & 1996
- TOP SEASON WIN MARKS:** 17-3 (2008-09); 13-4 (2007-08); 13-4 (1999-2000); 13-5 (2010-11); 12-2 (1997-98);
- TOP SEASON WIN PERCENTAGES:** 100.0, 8-0 (1996); .862, 17-3 (2008-09); .857, 12-2 (1997-98);
- TOP 10 CROWDS:**
  1. 15,472 vs. Purdue, 2/1/1997
  2. 15,464 vs. Indiana, 1/26/1997
  3. 15,455 vs. Ohio State, 3/1/1999
  4. 15,435 vs. Ohio State, 2/27/1999
  5. 15,420 vs. Indiana, 1/8/2000
  6. 15,403 vs. No. 1 Ohio State 3/1/2011
  7. 15,389 vs. Northwestern, 2/15/1997
  8. 15,377 vs. Michigan State, 2/24/2001
  9. 15,355 vs. Indiana, 1/31/1999
  10. 15,232 vs. Indiana, 2/3/2001
- TOP 2011-12 CROWD:** 13,103 vs. Nebraska, 2/11
- TOP 2010-11 CROWD:** 15,403 vs. No. 1 Ohio State, 3/1
- TOP 2009-10 CROWD:** 14,017 vs. Michigan State, 2/13
- TOP 2008-09 CROWD:** 15,035 vs. Indiana, 2/28
- TOP 2007-08 CROWD:** 11,159 vs. Michigan State, 2/2



**THE LAST TIME:**

BEAT at TOP 25 Team	1/19/12 vs. #22 Illinois (54-52)
BEAT at TOP 10 Team	2/1/09 @#9 Michigan State (72-68)
BEAT at TOP 5 Team	3/18/01 vs. #5 North Carolina (NCAA) (82-74)
BEAT a BIG TEN TEAM by 20+	1/5/12 vs. Purdue (65-45)
WON in OVERTIME	3/17/09 vs. George Mason (77-73)
LOST in OVERTIME	1/2/4/10 @Wisconsin (79-71)
PLAYED DOUBLE OVERTIME	3/7/09 @Iowa (L, 75-67)
Came From 10+DOWN TO WIN 1/29/11 vs. #15 Wisconsin (-13) (56-52)	
WON NON-CON ROAD	11/30/11 @Boston College (62-54)
WON BIG TEN ROAD	3/6/11 @Minnesota (66-63)
LOST AT HOME	3/4/12 vs. Michigan (71-65)
LOST NON-CON HOME	12/7/11 vs. Lafayette (61-57)
SCORED 100+	12/19/09 vs. Gardner-Webb (104)
ALLOWED 100+	12/3/06 vs. VMI (111)
SCORED 90+	12/19/09 vs. Gardner-Webb (104)
ALLOWED 90+	3/3/07 @Indiana (94)
SCORED 80+	1/8/12 vs. No. 12 Indiana (82)
SCORED 80+ IN BIG TEN	1/8/12 vs. No. 12 Indiana (82)
SCORED UNDER 50	1/31/12 vs. Wisconsin (46)
SCORED UNDER 40	3/11/11 @ BTT v. Wisconsin (36)
SCORED 60+ IN A HALF	12/19/09 vs. Gardner-Webb (60 2nd)
SCORED 50+ IN A HALF	12/19/09 vs. Gardner-Webb (60 2nd)
BENCH Scored 50+	12/7/05 vs. UMKC (50)
OPP SCORED 50 OR LESS	1/8/12 vs. Purdue (45)
CONSECUTIVE OPP BELOW 50	2009 @Temple (45) & UMBC (42)
OPP SCORED 40 OR LESS	3/11/11 @ BTT v. #13 Wisconsin (33)
CONSECUTIVE OPP BELOW 40	2007 vs. Princeton (38) & Denver (39)
OPP SCORED 10 OR LESS IN HALF	12/15/07 Denver (10)
OPP SHOT BELOW 30%	11/29/08 vs. Towson (29.4)
SHOT 60%+ FG	11/25/09 vs. Sacred Heart (63.8)
SHOT 60%+ FG IN BIG TEN	1/3/06 vs. Northwestern (64.0)
SHOT 50%+ FG IN BIG TEN	2/25/12 vs. Nebraska (50.9)
OPP SHOT 60%+	1/11/09 @Minnesota (62.5)
SHOT 70% IN HALF	12/30/06 vs. VMI (70.3, 26-37)
SHOT UNDER 30%	11/26/11 @ St. Joe's (19-71; 26.8%)
SHOT 70%+ FROM 3PT	12/28/05 vs. St. Francis (75.0, 9-12)
SHOT 60%+ FROM 3PT	11/28/10 vs. Furman (12-19, 63.2%)
SHOT 50%+ FROM 3PT	11/23/11 vs. YSU (11-22, 50%)
SHOT 95%+ FROM FT	3/13/11 vs. Ohio State (9-9, 100%)
SHOT 85%+ FROM FT	11/9/12 vs. St. Francis (28-32, 87.5%)
SHOT 50% OR LESS FT	11/26/11 @ St. Joe's (2-7; 28.6%)
50+ REBOUNDS	11/28/09 vs. UMBC (52)
45+ REBOUNDS	12/7/11 vs. Lafayette (47)
20+ OFFENSIVE REBS	12/7/11 vs. Lafayette (20)
20 OR LESS REBOUNDS	2/29/12 @ Purdue (17)
OPP LESS THAN 20 REBS	1/19/11 vs. Purdue (19)
15+ STEALS	11/12/11 vs. Hartford (15)
10+ STEALS	1/15/12 vs. Minnesota(11)
30+ ASSISTS	12/30/06 vs. VMI (36)
20+ ASSISTS	2/17/10 @ Northwestern (21)
5 OR LESS TURNOVERS	2/19/12 @ Wisconsin (5)
20 + TURNOVERS	12/10/11 @ Duquesne (23)
OPP 25+ TURNOVERS	11/12/11 vs. Hartford (26)
PLAYER 40+ POINTS	Jesse Arnelle (40) vs. Temple, 1/29/1955
PLAYER 35+ POINTS	Pete Lisicky (35) vs. Penn, 12/9/1995
PLAYER 30+ POINTS	Tim Frazier (30) at Nebraska, 1/11/12
3 PLAYERS 20+ POINTS	Claxton, Cornley, Hassell vs. VMI, 12/30/06
2 PLAYERS 20+ POINTS	Woodyard & Frazier vs. Minnesota, 1/15/12
6+ PLAYERS 10+ POINTS	12/19/09 vs. Gardner-Webb (6)
5+ PLAYERS 10+ POINTS	12/18/12 vs. Mt. St. Mary's (5)
10 PLAYERS 10+ MINUTES	12/19/09 vs. Gardner-Webb (10)
PLAYER 20+ REBOUNDS	A. Johnson (20) vs. Sacred Heart, 11/27/04
PLAYER 15+ REBOUNDS	G. Claxton (15) @Purdue, 2/18/06
PLAYER 10+ ASSISTS	Tim Frazier (11) vs. YSU, 11/23/11
PLAYER 5+ STEALS	Tim Frazier (5) vs. INDIANA (B1G), 3/8/12
PLAYER 5+ BLOCKS	Jeff Brooks (5) vs. Lehigh, 11/12/10

**NEWBILL, GRAHAM SHINE IN EXHIBITION:** The guard tandem of senior Tim Frazier and sophomore D.J. Newbill quickly showed its potency in Penn State's 79-54 exhibition win over Philadelphia U on Saturday. The pair combined to post 32 points, 11 assists, seven rebounds and just two turnovers while playing together and splitting time at point guard. Newbill, seeing his first game action in 20 months after transferring from Southern Mississippi last year, shot 5-of-11 from the floor (2-of-4 from three) for 15 points and added three assists, two rebounds and two steals while committing just one turnover in a team-high 36 minutes of action. Newbill ran the offense at the point the last 10 minutes of the game after Frazier went to the bench. Graham also excelled posting 16 points on 6-of-8 shooting (4-of-6 at the foul line) and a team-high seven boards in just 19 minutes of action off the bench. Frazier led Penn State with 17 points and eight assists in 30 minutes while Ross Travis had nine points and six boards. Penn State used a 15-0 run to close the first half and turn a 27-25 deficit with 3:23 to play in the half into a 40-28 halftime lead. PSU struggled shooting early, missing its first nine threes, but hit 4-of-5 from the arc to start the second half and used a 21-6 run to open the second period to build a 29-point lead. The Lions would push their margin to as much as 34. PSU collected 12 steals and forced 18 turnovers while committing just nine and shot 55.2% in the second half to finish at 47.6% for the game. The Lions hit 6-of-22 from three.

Official Basketball Box Score -- Game Totals -- Final Statistics  
**Philadelphia vs Penn State**  
11/3/12 4:00 p.m. at State College, Pa. (Bryce Jordan Center)

**Philadelphia 54**

##	Player	Total		3-Ptr		FT-FTA		Rebounds			PF	TP	A	TO	Blk	Stl	Min
		FG	FGA	FG	FGA	FT	FTA	Off	Def	Tot							
21	Peter Alexis	f	7-11	0-0	5-8	4	7	11	3	19	0	3	1	2	40		
23	Anthony Huggins	f	2-4	0-0	0-0	0	3	3	4	4	2	2	0	1	26		
20	Jim Connolly	g	3-12	2-10	3-4	0	1	1	5	11	2	1	0	2	32		
25	Nick Christjan	g	1-4	0-2	0-0	1	0	1	2	2	1	5	0	0	27		
33	Nick Schlitzer	g	3-10	1-6	0-0	1	3	4	2	7	4	4	0	0	33		
03	Stephen Griffin		0-1	0-0	0-0	0	1	1	0	0	1	1	0	1	13		
10	Andre Gibbs		3-7	1-4	4-4	1	0	1	2	11	2	1	1	0	27		
34	Tyree Harris		0-0	0-0	0-0	0	0	0	0	0	0	1	2	0	2		
	Team					2	3	5									
	Totals		19-49	4-22	12-16	9	18	27	18	54	12	18	4	6	200		
	FG % 1st Half:	10-26	38.5%	2nd half:	9-23	39.1%	Game:	19-49	38.8%						Deadball		
	3FG % 1st Half:	2-12	16.7%	2nd half:	2-10	20.0%	Game:	4-22	18.2%						Rebounds		
	FT % 1st Half:	6-7	85.7%	2nd half:	6-9	66.7%	Game:	12-16	75.0%						4,2		

**Penn State 79**

##	Player	Total		3-Ptr		FT-FTA		Rebounds			PF	TP	A	TO	Blk	Stl	Min
		FG	FGA	FG	FGA	FT	FTA	Off	Def	Tot							
21	Borovnjak, Sasa	f	3-5	0-0	1-1	2	1	3	2	7	1	2	0	1	15		
43	Travis, Ross	f	4-10	0-3	1-2	2	4	6	1	9	1	2	0	3	27		
02	Newbill, D.J.	g	5-11	2-4	3-4	0	2	2	1	15	3	1	0	2	36		
11	Marshall, Jermaine	g	2-4	1-2	0-0	0	1	1	0	5	0	0	0	3	15		
23	Frazier, Tim	g	6-14	1-4	4-4	0	5	5	1	17	8	1	0	1	30		
01	Maduegbunam, Akosa		0-3	0-3	0-0	0	0	0	1	0	1	0	0	0	8		
05	Jack, Donovan		0-0	0-0	0-0	0	1	1	1	0	0	0	1	1	10		
10	Taylor, Brandon		1-5	0-4	0-1	1	4	5	3	2	0	1	0	0	13		
14	Montminy, Kevin		0-0	0-0	0-0	0	0	0	0	0	0	0	0	0	2		
20	Colella, Nick		2-2	2-2	0-0	0	0	0	3	6	0	0	0	0	19		
25	Graham, Jon		6-8	0-0	4-6	5	2	7	2	16	0	0	1	1	19		
32	Ackerman, Pat		1-1	0-0	0-0	1	0	1	0	2	0	1	0	0	5		
34	Wisniewski, Alan		0-0	0-0	0-0	1	0	1	0	0	0	0	1	0	1		
	Team					4	1	5									
	Totals		30-63	6-22	13-18	16	21	37	15	79	14	9	3	12	200		
	FG % 1st Half:	14-34	41.2%	2nd half:	16-29	55.2%	Game:	30-63	47.6%						Deadball		
	3FG % 1st Half:	2-11	18.2%	2nd half:	4-11	36.4%	Game:	6-22	27.3%						Rebounds		
	FT % 1st Half:	10-12	83.3%	2nd half:	3-6	50.0%	Game:	13-18	72.2%						2		

Officials: Larry Scrotto, D.J. Carstensen, Donnie Eppley  
Technical fouls: Philadelphia-None. Penn State-None.  
Attendance: 3342

Score by periods	1st	2nd	Total
Philadelphia	28	26	54
Penn State	40	39	79

Points	In Paint	Off T/O	2nd Chance	Fast Break	Bench
PHI	20	9	10	2	11
PSU	40	25	22	10	26

Last FG - PHI 2nd-01:32, PSU 2nd-02:28.  
Largest lead - PHI by 4 1st-13:51, PSU by 34 2nd-08:58.

Score tied - 5 times.  
Lead changed - 7 times.

**STAFF TIES:** Patrick Chambers began forming his first Penn State coaching staff by naming his former Episcopal Academy high school teammate Eugene Burroughs as associate head coach, the first of three assistants with strong ties to Philadelphia. Chambers and Burroughs both played for legendary coach Dan Dougherty in Philadelphia in the late 80's early 90's. Burroughs previously had worked as associate head coach at Navy. Former Villanova assistant Keith Urgo also joined the staff as an assistant. The pair worked together on Villanova's 2009 NCAA Final Four staff and Urgo worked under Jay Wright for four seasons. Brian Daly followed Chambers from Boston University where he was associate head coach under Chambers. Daly is a former Philadelphia high school standout and player at Saint Joseph's and was a highly successful high school coach at his alma mater, Monsignor Bonner HS in Philadelphia.

**GET ON THE FLOOR:** Patrick Chambers places an emphasis on "dives" during a basketball game and has his staff chart them with a goal of achieving at least 14 "dives" per game. Chambers has established an "Attitude Club" in which players attempt to record enough hustle points during practices to become a member. Penn State charts "Attitude Points" during every practice and announces winners at the end of every practice. Modeled after similar programs used by longtime NBA coach Pat Riley and Chambers' mentor, Villanova's Jay Wright, the club charts hustle plays, extra passes, charges drawn, dives on the floor, screen assists.





**CAREER ASSISTS**

**ASST APG**

1.	600	4.7	Freddie Barnes, 1989-92
4.	485	3.8	Joe Crispin, 1998-2001
	485	4.7	Tom Wilkinson, 1977-80
6.	<b>450</b>	-	<b>TIM FRAZIER, 2010-12</b>
	450	3.5	Monroe Brown, 1989-92

**CAREER STEALS**

**STL SPG**

1.	252	3.5	Ron Brown, 1972-74
6.	162	1.4	Dan Earl, 1994-99
7.	145	1.1	Talor Battle, 2008-11
8.	<b>136</b>	-	<b>TIM FRAZIER, 2010-present</b>
	136	1.1	Jarrett Stephens, 1996-2000

**CAREER POINTS**

**1,000-Point Scorers**

	PTS	FGM	FTM	
1.	2,213	722	452	Talor Battle, 2008-11
2.	2,138	738	662	Jesse Arnelle, 1952-55
3.	1,986	615	448	Joe Crispin, 1998-2001
4.	1,605	525	223	Pete Lisicky, 1995-98
5.	1,579	644	269	Jamelle Cornley, 2006-2009
6.	1,570	661	229	DeRon Hayes, 1990-93
7.	1,542	545	378	Geary Claxton, 2005-2008
8.	1,459	532	223	Tom Hovasse, 1986-89
9.	1,372	539	288	Jarrett Stephens, '96-2000
10.	1,369	413	337	Titus Ivory, 1997-2001
11.	1,342	367	447	Freddie Barnes, 1989-92
12.	1,329	489	351	Ed Fogell, 1986-90
13.	1,310	406	477	John Amaechi, 1993-95
14.	1,288	500	287	Calvin Booth, 1995-1999
15.	1,256	389	284	Dan Earl, 1993-1999
16.	1,244	442	262	Monroe Brown, 1989-92
17.	1,184	521	142	Ron Brown, 1972-74
18.	1,165	485	185	Carver Clinton, 1964-66
19.	1,139	431	277	Mark DuMars, 1959-61
20.	1,091	430	231	Bob Weiss, 1963-65
21.	1,090	419	252	Jeff Persson, 1966-68
22.	1,058	377	303	Gyasi Cline-Heard, 1998-01
23.	1,057	429	199	Steve Kuhn, 1977-80
24.	1,025	357	309	James Barnes, 1987-91
25.	1,020	345	230	Tony Ward, 1985-88
26.	1,019	429	161	Mike Edelman, 1979-82
27.	1,018	420	178	Gene Harris, 1960-62
28.	1,014	381	252	Mike Lang, 1980-83
29.	1,008	431	146	Jeff Miller, 1975-78
	<b>993</b>			<b>TIM FRAZIER, 2010-present</b>

**CAREER FREE THROWS MADE**

	FTM	FTA	PCT	
1.	662	992	66.7	Jesse Arnelle, 1952-55
5.	447	554	80.7	Freddie Barnes, 1989-92
6.	378	581	65.1	Geary Claxton, 2005-08
7.	351	465	75.5	Ed Fogell, 1986-90
8.	337	403	83.6	Titus Ivory, 1997-2001
9.	309	411	75.2	James Barnes, 1987-91
10.	303	496	61.1	Gyasi Cline-Heard, 1998-2001
	<b>280</b>			<b>TIM FRAZIER, 2010-present</b>

**CAREER FREE THROW ATTEMPTS**

	FTA	FTM	PCT	
1.	992	662	66.7	Jesse Arnelle, 1952-55
5.	554	447	80.7	Freddie Barnes, 1989-92
6.	506	448	88.5	Joe Crispin, 1998-2001
7.	496	303	61.1	Gyasi Cline-Heard, 1998-2001
8.	465	351	75.5	Ed Fogell, 1986-90
9.	460	269	58.5	Jamelle Cornley, 2005-09
10.	424	290	68.4	Bob Edwards, 1959-61
	<b>364</b>			<b>TIM FRAZIER, 2010-present</b>

**PENN STATE RECORD WHEN:**

	UNDER CHAMBERS	12-13	Last 6 Yrs
At Home	10-7	1-0	61-28
Road	1-11		15-40
Neutral	1-2		9-13
vs. Ranked	1-10		10-32
Decided by 3 points or less	1-2		14-15
Decided by 4-10 points	5-6	1-0	32-26
Decided by 11-19 points	4-8		25-26
Decided by 20+ points	2-4		14-14
Overtime/Double OT (0-1)	-		3-2
Leading at HALF	8-3	1-0	64-11
Tied at HALF	2-0		8-6
Trailing at HALF	2-17		13-63
Leading with 5:00 TO PLAY	11-2	1-0	71-10
Tied with 5:00 TO PLAY	-		0-1
Trailing with 5:00 TO PLAY	1-18		12-69
PSU SHOOTS 45%+	4-4		48-19
PSU SHOOTS Less Than 45%	8-16	1-0	37-63
PSU SHOOTS better than OPP	9-4		66-11
OPP SHOOTS 45%+	0-12	1-0	19-57
OPP SHOOTS Less Than 45%	11-7		55-21
PSU SHOOTS 40%+ FROM 3PT	5-2		35-15
PSU OUT-REBOUNDS Opp	10-9	1-0	63-33
OPP OUT-REBOUNDS or EVEN	2-11		22-48
PSU FREE THROW% 70%+	6-8	1-0	35-35
PSU Has MORE FT ATTS	7-3	1-0	72-22
OPP Has MORE OR = FT ATTS	4-17		13-59
PSU Has 15 OR FEWER TOs	11-18		80-71
PSU Has LESS TOs THAN OPP	9-10		41-32
PSU SCORES 70+	5-2		36-9
PSU SCORES 69 OR LESS	7-18	1-0	48-72
OPP SCORES 70+	1-13		10-46
OPP SCORES 69 OR LESS	8-6	1-0	68-32
OPP SCORES 59 OR LESS	8-1	1-0	44-3
OPP SCORES 49 OR LESS	4-0		17-1
In NOVEMBER	6-2	1-0	26-9
In DECEMBER	2-4		19-12
In JANUARY	2-7		12-28
In FEBRUARY	2-5		15-21
In MARCH	0-2		12-12
In APRIL	-		1-0
In TOURNAMENTS	1-2		13-10
ON TELEVISION	7-16		66-70
vs. BIG TEN	4-14		37-60
vs. ACC	1-0		
vs. A-10	0-2		
vs. AMERICAN EAST	1-0		
vs. BIG EAST	1-0		
vs. BIG SOUTH	1-0		
vs. BIG 12	-		
vs. COLONIAL	-		
vs. CONFERENCE USA	-		
vs. HORIZON	1-0		
vs. IVY LEAGUE	1-0		
vs. MID AMERICAN	-		
vs. METRO ATLANTIC	-		
vs. MCC	-		
vs. MID EASTERN ATHLETIC	-		
vs. MOUNTAIN WEST	-		
vs. NEC	2-0	1-0	
vs. OHIO VALLEY	-		
vs. PATRIOT	0-1		
vs. SEC	0-2		
vs. SOUTHLAND	-		
vs. SOUTHERN	-		
vs. SUN BELT	-		

# 2012-13 PENN STATE BASKETBALL



**Patrick Chambers**  
Head Coach  
2nd Year



**Eugene Burroughs**  
Assoc. Head Coach  
2nd Year



**Keith Urgo**  
Assistant Coach  
2nd Year



**Brian Daly**  
Assistant Coach  
2nd Year




**Ross Condon**  
Dir. of Operations  
2nd Year



**Brad Pantall**  
Strength Coach  
7th Year



**Jon Salazer**  
Trainer  
16th Year



**1**  
**Akosa Maduegbunam**  
G • 6-3 • 200 • Fr.  
Boston, Mass.




**2**  
**D.J. Newbill**  
G • 6-4 • 205 • So.  
Philadelphia, Pa.



**5**  
**Donovan Jack**  
F • 6-9 • 205 • Fr.  
Reading, Pa.



**10**  
**Brandon Taylor**  
F • 6-7 • 235 • Fr.  
Tabernacle, N.J.




**11**  
**Jermaine Marshall**  
G • 6-4 • 205 • Jr.  
Etters, Pa.



**14**  
**Kevin Montminy**  
G • 6-3 • 185 • So.  
Centre Hall, Pa.




**20**  
**Nick Colella**  
G • 6-3 • 195 • Sr.  
New Castle, Pa.



**21**  
**Sasa Borovnjak**  
F • 6-9 • 240 • Jr.  
Belgrade, Serbia




**23**  
**Tim Frazier**  
G • 6-1 • 170 • Sr.  
Houston, Texas



**24**  
**Zach Cooper**  
G • 6-1 • 170 • Fr.  
Ijamsville, Md.



**25**  
**Jon Graham**  
F • 6-8 • 225 • So.  
Baltimore, Md.



**32**  
**Pat Ackerman**  
F • 6-11 • 220 • So.  
Rutland, Mass.



**34**  
**Alan Wisniewski**  
F • 6-9 • 230 • Jr.  
Sterling Heights, Mich.



**43**  
**Ross Travis**  
F • 6-6 • 225 • So.  
Chaska, Minn.



**Billy Oliver**  
Undergraduate Coach  
Chatham, N.J.

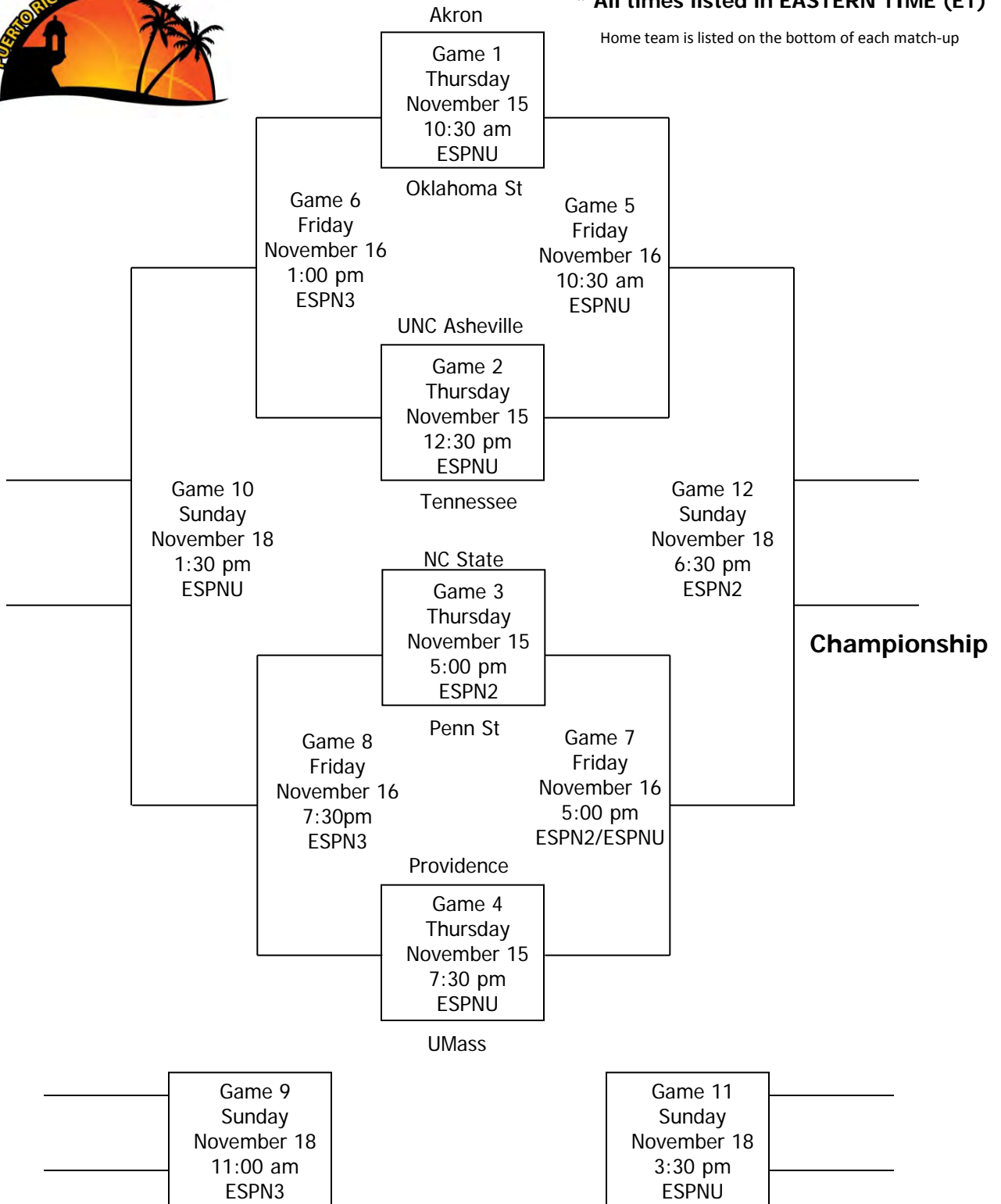
# Puerto Rico Tip-Off

Hosted by the Big East Conference  
November 15, 16 & 18, 2012 • San Juan, PR



\* All times listed in EASTERN TIME (ET)

Home team is listed on the bottom of each match-up



Non-Bracketed Game: UNC Asheville v. NC State (Nov 23)



# HIGHS & LOWS UNDER CHAMBERS

## PENN STATE

	TEAM GAME HIGHS		TEAM GAME LOWS		INDIVIDUAL GAME HIGHS	
POINTS	82	INDIANA (1/8/12)	46	WISCONSIN (1/31/12)	30	Frazier, Tim at Nebraska (1/11/12)
FIELD GOALS MADE	27	3X, last vs INDIANA (1/8/12)	17	3X, last vs. St. Francis (11/9/12)	10	3X, Marshall, Jermaine vs MICHIGAN (3/4/12)
FIELD GOAL ATTEMPTS	71	at Saint Joseph's (11/26/11)	45	SOUTH FLORIDA (11/20/11)	24	Frazier, Tim vs Indiana (B1G) (3/8/12)
FIELD GOAL %	.565 (26-46)	YOUNGSTOWN ST. (11/23/11)	.268 (19-71)	at Saint Joseph's (11/26/11)	1.000 (7-7)	Borovnjak, Sasa vs MISSISSIPPI (12/4/11)
3 PT FG MADE	11	YOUNGSTOWN ST. (11/23/11)	2	WISCONSIN (1/31/12)	7	Oliver, Billy vs PURDUE (1/5/12)
3 PT FG ATTEMPTS	29	at Iowa (2/4/12)	10	2X, last WISCONSIN (1/31/12)	11	2X, Colella, Nick vs NEBRASKA (2/11/12)
3 PT FG %	.500 (11-22)	YOUNGSTOWN ST. (11/23/11)	.125 (3-24)	2X, last vs. St. Francis (11/9/12)	1.000 (3-3)	Woodyard, Cammeron vs CORNELL (12/21/11)
FT MADE	28	vs. St. Francis (11/9/12)	2	at Saint Joseph's (11/26/11)	10	Frazier, Tim vs SOUTH FLORIDA (11/20/11)
FT ATTEMPTS	32	vs. St. Francis (11/9/12)	7	2X, last at Iowa (2/4/12)	15	Frazier, Tim vs SOUTH FLORIDA (11/20/11)
FT %	.875 (28-32)	vs. St. Francis (11/9/12)	.286 (2-7)	at Saint Joseph's (11/26/11)	1.000 (9-9)	Frazier, Tim at Nebraska (1/11/12)
REBOUNDS	47	LAFAYETTE (12/07/11)	17	at Purdue (2/29/12)	11	.944 (17-18) Frazier, Tim vs. St. Francis (11/9/12) 3X, Glover, Matt vs PURDUE (1/5/12)
ASSISTS	17	LONG ISLAND (11/16/11)	5	2X, last at Indiana (1/22/12)	11	Frazier, Tim vs YOUNGSTOWN St. (11/23/11)
STEALS	15	HARTFORD (11/12/11)	1	at Indiana (1/22/12)	6	Frazier, Tim at Nebraska (1/11/12)
BLOCKED SHOTS	8	vs Indiana (B1G) (3/8/12)	0	2X, last at Purdue (2/29/12)	3	3X, Marshall, Jermaine vs ILLINOIS (1/19/12)
TURNOVERS	23	at Duquesne (12/10/11)	5	at Wisconsin (2/19/12)	7	Frazier, Tim at Boston College (11-30-11)
FOULS	29	MINNESOTA (1/15/12)	11	YOUNGSTOWN ST. (11/23/11)		

## OPPONENT

	TEAM GAME HIGHS		TEAM GAME LOWS		INDIVIDUAL GAME HIGHS	
POINTS	88	INDIANA (1/8/12)	43	MOUNT ST. MARY'S (12/18/11)	28	Jordan Hulls, INDIANA (1/8/12)
FIELD GOALS MADE	28	KENTUCKY (11/19/11)	14	SOUTH FLORIDA (11/20/11)	11	Hardaway, Jr., Tim at Michigan (12/29/11)
FIELD GOAL ATTEMPTS	61	YOUNGSTOWN St. (11/23/11)	38	MINNESOTA (1/15/12)	18	Hardaway, Jr., Tim at Michigan (12/29/11)
FIELD GOAL %	.595 (25-42)	MICHIGAN (3/4/12)	.319 (15-47)	PURDUE (1/5/12)	.875 (7-8)	Zeller, Cody at Indiana (1/22/12)
3 PT FG MADE	16	INDIANA (1/8/12)	3	MOUNT ST. MARY'S (12/18/11)	7	2X, Hulls, Jordan vs INDIANA (1/8/12)
3 PT FG ATTEMPTS	30	LAFAYETTE (12/07/11)	10	MINNESOTA (1/15/12)	12	ALLEN, Blake vs YOUNGSTOWN ST. (11/23/11)
3 PT FG %	.667 (16-24)	INDIANA (1/8/12)	.176 (3-17)	MOUNT ST. MARY'S (12/18/11)	1.000 (3-3)	2X, Teague, Marquis vs KENTUCKY (11/19/11)
FT MADE	33**	MINNESOTA (1/15/12)	5	RADFORD (11/14/11)	.777 (7-9)	Hulls, Jordan vs INDIANA (1/8/12)
FT ATTEMPTS	44	MINNESOTA (1/15/12)	8	RADFORD (11/14/11)	13	Coleman, Joe vs MINNESOTA (1/15/12)
FT %	1.000 (9-9)	YOUNGSTOWN ST. (11/23/11)	.563 (9-16)	HARTFORD (11/12/11)	1.000 (10-10)	Watford, Christian vs INDIANA(B1G)(3/8)
REBOUNDS	45	2X, last vs. Indiana (B1G) (3/8/12)	21	NEBRASKA (2/11/12)	13	Sullinger, Jared at Ohio State (1/25/12)
ASSISTS	21	at Purdue (2/29/12)	4	SOUTH FLORIDA (11/20/11)	9	Delaney, Rob vs LAFAYETTE (12/07/11)
STEALS	11	at Duquesne (12/10/11)	2	at Saint Joseph's (11/26/11)	5	Holloway, Murphy vs MISSISSIPPI (12/4/11)
BLOCKED SHOTS	12	at Saint Joseph's (11/26/11)	2	3X, at Purdue (2/29/12)	5	Sampson III, Ralph vs MINNESOTA (1/15/12)
TURNOVERS	26	HARTFORD (11/12/11)	5	WISCONSIN (1/31/12)	6	Cancer, Galal vs CORNELL (12/21/11)
FOULS	29	CORNELL (12/21/11)	11	at Wisconsin (2/19/12)		



# 2012-13 PENN STATE RESULTS

DATE	RANK	RANK	W/L	SCORE	RECORD	PSU HIGH SCORER	OPP HIGH SCORER	HIGH REBS	HIGH ASST	ATTENDANCE
11/9	St. FRANCIS		W	65-68	1-0	Frazier (23)	Jackson (19)	Travis (10)	Frazier (6)	7,329

### DOUBLE-FIGURES

POINTS	12-13	CAREER	CONSECUTIVE
Frazier	1	41	23
Marshall	-	21	-
Newbill	1	14	1
Travis	1	6	1
Borovnjak	-	2	-
Colella	-	2	-
Graham	-	2	-

REBOUNDS	12-13	CAREER
Newbill	-	6
Frazier	-	3
Graham	-	1

ASSISTS	12-13	CAREER
Frazier	-	3

### DOUBLE-DOUBLES

	12-13	CAREER	CONSECUTIVE
Frazier	-	5	-
Last: 23 pts, 10 rebs. vs. NEBRASKA (2/11/12)			
Newbill	-	6	-
Last: 15 pts, 16 rebs vs. UTEP (2/16/11)**			

### 20-POINT GAMES

	12-13	CAREER	CONSECUTIVE
Frazier	1	19	2
Last: 23 pts. vs. St. Francis (11/9/12)			
Marshall	-	4	-
Last: 27 pts vs. MICHIGAN (3/4/12)			

### 30-POINT GAMES

	12-13	CAREER	CONSECUTIVE
Frazier	-	1	-
Last: 30 pts at Nebraska (1/11/12)			

### 2012-13 RECORD

	OVERALL	HOME	AWAY	NEUTRAL
ALL GAMES	1-0	1-0		
CONFERENCE	-			
NON-CON	1-0	1-0		
TOURNAMENT	-			

### SCORE BY PERIODS

	1ST	2ND	OT	2OT	TOTAL
PENN STATE	26	39			65
OPPONENTS	20	38			58

### MARGINS OF VICTORY

1	2	3	4	5	6	7	8	9	10	11	12	13	14	15+
1														
LARGEST: 7, vs. St. Francis (11/9/12)														

### MARGINS OF DEFEAT

1	2	3	4	5	6	7	8	9	10	11	12	13	14	15+
-														
LARGEST: -														

LARGEST NON-CON LEAD: 12 (2nd) vs. St. Francis  
 LARGEST NON-CON DEFICIT: 3, vs. St. Francis  
 LARGEST BIG TEN LEAD: -  
 LARGEST BIG TEN DEFICIT: -  
 LARGEST DEFICIT OVERCOME TO WIN: 3, vs. St. Francis  
 LARGEST BIG TEN DEFICIT OVERCOME TO WIN: -

### 2012-13 ATTENDANCE

	G	TOTAL	HIGH	AVERAGE
HOME	1	7,329	7,329	7,329
AWAY	-			
NEUTRAL	-			
TOTAL	1	7,329	7,329	7,329

### LED PENN STATE IN:

POINTS	11-12	12-13	CAREER
Frazier	25	1	29
Marshall	3		3

REBOUNDS	11-12	12-13	CAREER
Frazier	7		15
Travis	8	1	9
Marshall	7		7
Graham	6		6
Borovnjak	2		2

ASSISTS	11-12	12-13	CAREER
Frazier	32	1	68
Marshall	2		2
Travis	2		2
Borovnjak	1		1
Colella	1		1

STEALS	11-12	12-13	CAREER
Frazier	21	1	46
Marshall	7	1	13
Travis	5		5
Graham	3		3
Borovnjak	2		2
Colella	2		2

BLOCKS	11-12	12-13	CAREER
Graham	10	1	11
Marshall	8		8
Frazier	4		7
Borovnjak	5		5
Travis	3		3
Colella	1		1



# 2012-13 GAME-BY-GAME STATISTICS

OPPONENT	DATE	TOTAL		3-POINT				REBOUNDS				PF	ASST	TO	BLK	STL	POINTS
		SCORE	W/L	FG-FGA	PCT	FG-FGA	PCT	FT-FTA	PCT	OFF-DEF	TOTAL						
PENN STATE	11/9	65	W	17-47	.362	3-24	.125	28-32	.875	13-25	38	23	8	17	3	6	65
ST. FRANCIS		58		21-45	.467	7-19	.368	9-14	.643	2-20	22	23	8	16	1	4	58



# #1 • AKOSA MADUEGBUNAM

Fr. • GUARD • 6-1 • 200  
 BOSTON, MASS. • CHARLESTOWN HS/WINCHENDON SCHOOL  
 UNDECIDED



## NOTABLE/CAREER HIGHLIGHTS

- Name pronounced: ugh-COE-sa MAD-a-WAY-boo-nam
- Owns a team-best 35-inch vertical
- Parents immigrated to the United States from Nigeria in 1987
- O

## 2012-13 SEASON HIGHLIGHTS

■ ----

### CAREER HIGHS

- POINTS: -
- REBOUNDS: -
- ASSISTS: -
- STEALS: -
- BLOCKS: -
- MINUTES: -
- FIELD GOALS: -
- FG ATTEMPTS: -
- FG PERCENTAGE: -
- 3-POINTERS: -
- 3PT ATTEMPTS: -
- 3PT PERCENTAGE: -
- FREE THROWS: -
- FT ATTEMPTS: -
- FT PERCENTAGE: -

### PERSONAL FILE

**BIRTHDAY:** Nov. 29, 1992  
**FAMILY:** Gina (mother), Judy (sister),  
 Duby (brother), Ofili (father) passed  
 away in 2002

## 2012-13 GAME-BY-GAME

OPPONENT	DATE	GS	MIN	TOTAL		3-POINT		FREE THROWS		REBOUNDS		PF	A	TO	BLK	STL	PTS	
				FG-FGA	PCT	FG-FGA	PCT	FT-FTA	PCT	O-D	TOTAL							
ST. FRANCIS	11/9																	

## CAREER STATISTICS



## #2 • D.J. NEWBILL

RS-So. • GUARD • 6-4 • 205

PHILADELPHIA, PA. • STRAWBERRY MANSION HS • SOUTHERN MISSISSIPPI UNDECIDED



## NOTABLE/CAREER HIGHLIGHTS

■ Sat out last season after transferring from Southern Mississippi. Cut weight from 225 to 205 for 2012-13 season.

■ A 2011 Conference USA All-Freshman Team selection at Southern Miss.

■ Started all 32 games as a freshman at Southern Miss, ranked third on the team in scoring (9.2) and second in rebounding (6.2) on team that went 22-10. Shot 53.5%, recorded six dou-

ble-doubles and led team in rebounding 11 times.

■ Posted 15 points and 16 rebounds in win over UTEP.

■ --

■ --

■ --

## 2012-13 SEASON HIGHLIGHTS

■ Hit 9-of-10 at the foul line for 16 points and added seven rebounds in his Penn State debut, a 65-58 victory over St. Francis (11/9/12)

■ --

■ --

■ --

## CAREER HIGHS

**POINTS:** 17  
vs. UCF (1/15/11)\*

**REBOUNDS:** 16  
vs. UTEP (2/16/11)\*

**ASSISTS:** 5  
at SMU (1/22/11)\*

**STEALS:** 3  
vs. E. Tennessee St. (12/22/10)\*

**BLOCKS:** 2  
vs. St. Louis (12/23/10)\*

**MINUTES:** 40  
at Memphis (2/12/11)\*

**FIELD GOALS:** 7  
vs. UCF (1/15/11)\*

**FG ATTEMPTS:** 15  
at Memphis (2/12/11)\*

**FG PERCENTAGE:** .875 (7-8)  
vs. UCF (1/15/11)\*

**3-POINTERS:** 2  
vs. Spring Hill (11/27/10)\*

**3PT ATTEMPTS:** 3  
at Memphis (2/12/11)\*

**3PT PERCENTAGE:** 1.000 (2-2)  
vs. Spring Hill (11/27/10)\*

**FREE THROWS:** 9  
vs. St. Francis (11/9/12)

**FT ATTEMPTS:** 10, 2X  
last, vs. St. Francis (11/9/12)

**FT PERCENTAGE:** 1.000 (5-5)  
vs. Alcorn State (12/1/10)

\* At Southern Mississippi

## PERSONAL FILE

**BIRTHDAY:** May 22, 1992

**FAMILY:** Towanda Roach (mother),  
passed away Sept. 14, 2012;  
Dominic (brother), Dante (brother),  
Diamond (sister)

## 2012-13 GAME-BY-GAME

OPPONENT	DATE	GS	TOTAL			3-POINT		FREE THROWS		REBOUNDS			PF	A	TO	BLK	STL	PTS
			MIN	FG	FGA	PCT	FG	FGA	PCT	FT	FTA	PCT						
ST. FRANCIS	11/9	*	35	3-10	.300	1-7	.142	9-10	.900	2-5	7	2	1	4	0	1	16	

## CAREER STATISTICS

SEASON	GP	GS	MIN	AVG	TOTAL			3-POINT			REBOUNDS			OFF	DEF	TOTAL	AVG	PF	FO	A	TO	BLK	STL	PTS	AVG	
					FG	FGA	PCT	FG	FGA	PCT	FT	FTA	PCT													
2010-11 (S. Miss)	32	32	977	30.5	100	187	.535	6	14	.429	87	126	.690	97	102	199	6.2	89	2	52	60	3	24	293	9.2	
2011-12	REDSHIRT																									
2012-13	1	1	35	30.0	3	10	.300	1	7	.142	9	10	.900	2	5	7	7.0	2	0	1	4	0	1	16	16.0	
TOTAL	33	33	1012	30.4	103	197	.522	7	21	.333	96	136	.705	99	107	206	6.2	91	2	53	64	3	25	313	9.5	





# #5 • DONOVON JACK

Fr. • FORWARD • 6-9 • 205  
 READING, PA. • BERKS CATHOLIC  
 UNDECIDED



## NOTABLE/CAREER HIGHLIGHTS

---	---
---	---
---	---
---	---
---	---
---	---

## 2012-13 SEASON HIGHLIGHTS

-
---
---
---
---
---

### CAREER HIGHS

**POINTS:** -

**REBOUNDS:** -

**ASSISTS:** -

**STEALS:** -

**BLOCKS:** -

**MINUTES:** -

**FIELD GOALS:** -

**FG ATTEMPTS:** -

**FG PERCENTAGE:** -

**3-POINTERS:** -

**3PT ATTEMPTS:** -

**3PT PERCENTAGE:** -

**FREE THROWS:** -

**FT ATTEMPTS:** -

**FT PERCENTAGE:** -

## 2012-13 GAME-BY-GAME

OPPONENT	DATE	GS	MIN	TOTAL		3-POINT		FREE THROWS			REBOUNDS			PF	A	TO	BLK	STL	PTS
				FG-FGA	PCT	FG-FGA	PCT	FT-FTA	PCT	O-D	TOTAL								
ST. FRANCIS	11/9																		

### PERSONAL FILE

**BIRTHDAY:** Nov. 18, 1993

**FAMILY:** Donna (mother), Curt (father), Connor (brother), Casey (brother), Delaney (sister)

Both his father and mother played collegiate basketball; Donna at Division I Manhattan College and Curt at Muhlenberg College.

## CAREER STATISTICS



# #10 • BRANDON TAYLOR

Fr. • FORWARD • 6-7 • 235  
 TABERNACLE, N.J. • TRENTON CATHOLIC  
 UNDECIDED



## NOTABLE/CAREER HIGHLIGHTS

- --
- --
- --
- --
- --
- --

## 2012-13 SEASON HIGHLIGHTS

- -
- --
- --
- --
- --
- --

### CAREER HIGHS

<b>POINTS:</b>	-
<b>REBOUNDS:</b>	2
	vs. St. Francis (11/9/12)
<b>ASSISTS:</b>	-
<b>STEALS:</b>	-
<b>BLOCKS:</b>	-
<b>MINUTES:</b>	5
	vs. St. Francis (11/9/12)
<b>FIELD GOALS:</b>	-
<b>FG ATTEMPTS:</b>	2
	vs. St. Francis (11/9/12)
<b>FG PERCENTAGE:</b>	-
<b>3-POINTERS:</b>	-
<b>3PT ATTEMPTS:</b>	1
	vs. St. Francis (11/9/12)
<b>3PT PERCENTAGE:</b>	-
<b>FREE THROWS:</b>	-
<b>FT ATTEMPTS:</b>	-
<b>FT PERCENTAGE:</b>	-

## 2012-13 GAME-BY-GAME

OPPONENT	DATE	GS	MIN	TOTAL		3-POINT		FREE THROWS		REBOUNDS		PF	A	TO	BLK	STL	PTS
				FG-FGA	PCT	FG-FGA	PCT	FT-FTA	PCT	O-D	TOTAL						
ST. FRANCIS	11/9	5	0-2	.000	0-1	.000	0-0	.000	1-1	2	1	0	0	0	0	0	0

### PERSONAL FILE

**BIRTHDAY:** Aug. 1, 1994  
**FAMILY:** Audrey (mother), Byron (father), Jayson (brother).  
 His cousin, Tiffany Stansbury, was a two-time All-ACC selection at N.C. State. His uncle, Terence Stansbury, played at Temple and three seasons in the NBA.

## CAREER STATISTICS

Season	gp-gs	min/avg	Total		3-Point		F-Throws		Rebounds				Scoring								
			fg-fga	pct	fg-fga	pct	ft-fta	pct	off	def	tot	avg	pf	fo	ast	to	blk	stl	pts	avg	
2012-13	1-0	5/5.0	0-2	.000	0-1	.000	0-0	.000	1	1	2	2.0	1	0	0	0	0	0	0	0	0.0
TOTAL	1-0	5/5.0	0-2	.000	0-1	.000	0-0	.000	1	1	2	2.0	1	0	0	0	0	0	0	0	0.0



# #11 • JERMAINE MARSHALL

RS-Jr. • GUARD • 6-4 • 205  
 ETTERS, PA. • RED LAND  
 HUMAN DEVELOPMENT & FAMILY STUDIES



## NOTABLE/CAREER HIGHLIGHTS

- Posted a career-best streak of 7-STRAIGHT double-figure scoring games in Big Ten play last year.
- Led team with 43 threes, second with 32 steals in 2011-12.
- 20 double-digit scoring games in 2011-12, including career-high 27 in final regular season game vs. Michigan.
- Missed senior year of high school with a torn patella tendon.
- FOUR 20-point games in 2011-12
- Redshirted freshman season as he rehabbed the knee injury and added 15 pounds of muscle.
- SECOND leading scorer on team (10.9 ppg) in 2011-12
- --
- --

## 2012-13 SEASON HIGHLIGHTS

- --
- --
- --
- --
- --
- --

### CAREER HIGHS

<b>POINTS:</b>	27
	vs. Michigan (3/4/12)
<b>REBOUNDS:</b>	9
	vs. Lafayette (12/7/11)
<b>ASSISTS:</b>	3, 3X
	last @ Northwestern (1/1/12)
<b>STEALS:</b>	4
	@ Purdue (2/29/12)
<b>BLOCKS:</b>	3, 2X
	2x, last vs. Illinois (1/19/12)
<b>MINUTES:</b>	40
	vs. Michigan (3/4/12)
<b>FIELD GOALS:</b>	10
	vs. Michigan (3/4/12)
<b>FG ATTEMPTS:</b>	19
	vs. Minnesota (1/15/12)
<b>FG PERCENTAGE:</b>	.625 (5-8)
	vs. Nebraska (2/11/12)
<b>3-POINTERS:</b>	4
	vs. Michigan (3/4/12)
<b>3PT ATTEMPTS:</b>	9
	vs. Minnesota (1/15/12)
<b>3PT PERCENTAGE:</b>	60.0 (3-5)
	@ Iowa (2/4/12)
<b>FREE THROWS:</b>	9
	vs. Lafayette (12/7/11)
<b>FT ATTEMPTS:</b>	11, 2X
	vs. Cornell (12/21/11)
<b>FT PERCENTAGE:</b>	1.000 (4-4)
	vs. Indiana (1/8/12)

## 2012-13 GAME-BY-GAME

OPPONENT	DATE	GS	MIN	TOTAL		3-POINT		FREE THROWS		REBOUNDS		PF	A	TO	BLK	STL	PTS
				FG-FGA	PCT	FG-FGA	PCT	FT-FTA	PCT	O-D	TOTAL						
ST. FRANCIS	11/9	*	33	4-8	.500	1-5	.200	0-0	.000	1-5	6	4	1	3	0	2	9

### PERSONAL FILE

**BIRTHDAY:** Nov. 7, 1990  
**FAMILY:** Jacke (mother), Jerome (father); Curtis (brother), Taehee (brother)

## CAREER STATISTICS

Season	gp-gs	min/avg	Total		3-Point		F-Throws		Rebounds				Scoring							
			fg-fga	pct	fg-fga	pct	ft-fta	pct	off	def	tot	avg	pf	fo	ast	to	blk	stl	pts	avg
2010-11	28-0	251/9.0	25-63	.397	6-25	.240	14-22	.636	3	14	17	0.6	35	1	12	13	3	15	70	2.5
2011-12	31-17	839/27.1	114-294	.388	43-132	.326	65-87	.747	24	102	126	4.1	82	2	34	57	16	32	336	10.8
2012-13	1-1	33/33.0	4-8	.500	1-5	.200	0-0	.000	1	5	6	6.0	4	0	1	3	0	2	9	9.0
<b>TOTAL</b>	<b>60-18</b>	<b>1123/18.7</b>	<b>143-365</b>	<b>.392</b>	<b>50-162</b>	<b>.309</b>	<b>79-109</b>	<b>.725</b>	<b>28</b>	<b>121</b>	<b>149</b>	<b>2.5</b>	<b>121</b>	<b>3</b>	<b>47</b>	<b>73</b>	<b>19</b>	<b>49</b>	<b>415</b>	<b>6.9</b>



## #20 • NICK COLELLA

Sr. • GUARD • 6-3 • 195  
 NEW CASTLE, PA. • NEW CASTLE HS/PENN STATE - BEHREND  
 KINESIOLOGY



## NOTABLE/CAREER HIGHLIGHTS

- Placed on scholarship for his final season.
- Started six-straight games in Big Ten play in 2011-12
- Played two seasons playing at Penn State-Behrend (Erie, Pa.) campus before transferring to the main campus. Behrend is an NCAA Division III school
- Averaged 9.8 ppg and 4.4 rpg playing in 16 games as a sophomore at Penn State - Behrend.
- Career-high at Behrend was 15 points against Allegheny College
- Made Penn State team through the walk-on tryout process in October 2010. Redshirted first season at main campus.
- Spent approximately a month of his first semester at Penn State main campus as a practice player with the Penn State Lady Lion team.

## 2012-13 SEASON HIGHLIGHTS

■ ----

## CAREER HIGHS

<b>POINTS:</b>	11
	@ Indiana (1/22/12)
<b>REBOUNDS:</b>	4, 2X
	last vs. Northwestern (2/25/12)
<b>ASSISTS:</b>	3
	@ Iowa (2/4/12)
<b>STEALS:</b>	2, 2X
	last @ Iowa (2/4/12)
<b>BLOCKS:</b>	1
	vs. Radford (11/14/11)
<b>MINUTES:</b>	37
	@ Michigan St. (2/8/12)
<b>FIELD GOALS:</b>	3, 3X
	last @ Michigan St. (2/8/12)
<b>FG ATTEMPTS:</b>	12
	vs. Nebraska (2/11/12)
<b>FG PERCENTAGE:</b>	.600 (3-5)
	@ Indiana (1/22/12)
<b>3-POINTERS:</b>	3, 2X
	last @ Michigan St. (2/8/12)
<b>3PT ATTEMPTS:</b>	11
	vs. Nebraska (2/11/12)
<b>3PT PERCENTAGE:</b>	.600 (3-5)
	@ Indiana (1/22/12)
<b>FREE THROWS:</b>	4
	vs. Iowa (2/16/12)
<b>FT ATTEMPTS:</b>	4
	vs. Iowa(2/16/12)
<b>FT PERCENTAGE:</b>	1.000 (4-4)
	vs. Iowa (2/16/12)

## PERSONAL FILE

**BIRTHDAY:** Nov. 10, 1989  
**FAMILY:** Linda (mother), David (father);  
 Brothers: David Jr. & Michael

## 2012-13 GAME-BY-GAME

OPPONENT	DATE	GS	MIN	TOTAL		3-POINT		FREE THROWS		REBOUNDS		PF	A	TO	BLK	STL	PTS
				FG-FGA	PCT	FG-FGA	PCT	FT-FTA	PCT	O-D	TOTAL						
ST FRANCIS	11/9		22	1-5	.200	1-5	.200	0-0	.000	2-1	3	2	0	1	0	1	3

## CAREER STATISTICS

Season	gp-gs	min/avg	Total		3-Point		F-Throws		Rebounds				Scoring							
			fg-fga	pct	fg-fga	pct	ft-fta	pct	off	def	tot	avg	pf	fo	ast	to	blk	stl	pts	avg
2011-12	26-6	387/14.9	22-85	.259	17-70	.243	10-12	.833	5	29	34	1.3	28	0	13	11	4	9	71	2.7
2012-13	1-0	22/22.0	1-5	.200	1-5	.200	0-0	.000	2	1	3	3.0	2	0	0	1	0	1	3	3.0
TOTAL	27-6	409/15.1	23-90	.256	18-75	.240	10-12	.833	7	30	37	1.4	30	0	13	12	4	10	74	2.7



# #21 • SASA BOROVNJAK

RS-Jr. • FORWARD • 6-9 • 240  
 BELGRADE, SERBIA • VERITAS CHRISTIAN (N.C.)  
 MARKETING



## NOTABLE/CAREER HIGHLIGHTS

- Led Penn State shooting 56% in 2011-12
- Played in 18 games as a true-freshman
- Suffered a torn ACL in right knee on the first day of pre-season practice of the 2010-11 season and redshirted the year.
- 3.2 grade-point average
- 23 years old

- --
- --
- --
- --
- --
- --
- --

## 2012-13 SEASON HIGHLIGHTS

- -
- --
- --
- --
- --
- --
- --
- --
- --
- --
- --
- --
- --
- --
- --
- --
- --
- --
- --
- --

- --
- --
- --

### CAREER HIGHS

**POINTS:** 15  
vs. Ole Miss (12/4/11)

**Rebounds:** 7  
at Duquesne (12/10/11)

**Assists:** 2  
vs. Gardner-Webb (12/19/09)

**Blocks:** 1, 3X  
last at Duquesne (12/10/11)

**Minutes:** 27  
vs. Ole Miss (12/4/11)

**Steals:** 2, 2X  
last vs. BC (11/30/11)

**Field Goals:** 7  
vs. Ole Miss (12/4/11)

**Field goal Attempts:** 8  
vs. LIU (11/16/11)

**Field goal Percentage:** 1.000 (7-7)  
vs. Ole Miss (12/4/11)

**3-Pointers Made:** 0

**3-Point Attempts:** 0

**3-Point Percentage:** N/A

**Free Throws Made:** 3  
vs. Northwestern (2/28/10)

**Free throw Attempts:** 6  
vs. BC (11/30/11)

**Free Throw Percentage:** 100.0 (2-2), 4X  
vs. Minnesota (3/11/10)

## 2012-13 GAME-BY-GAME

OPPONENT	DATE	TOTAL		3-POINT		FREE THROWS		REBOUNDS		PF	A	TO	BLK	STL	PTS		
		GS	MIN	FG-FGA	PCT	FG-FGA	PCT	FT-FTA	PCT							O-D	TOTAL
ST. FRANCIS	11/9		10	1-1	1.000	0-0	.000	0-0	.000	0-2	2	3	0	1	0	0	2

### PERSONAL FILE

**BIRTHDAY:** July 30, 1989

**FAMILY:** Jasmenka (mother); Zoran (father); Brother: Dejan

## CAREER STATISTICS

Season	gp-gs	min/avg	Total		3-Point		F-Throws		Rebounds				Scoring							
			fg-fga	pct	fg-fga	pct	ft-fta	pct	off	def	tot	avg	pf	fo	ast	to	blk	stl	pts	avg
2009-10	18-0	123/6.8	10-23	.435	0-0	.000	12-14	.857	5	15	20	1.1	15	0	4	2	0	1	32	1.8
2011-12	32-7	559/17.5	60-106	.566	0-1	.000	18-37	.486	44	56	100	3.1	56	1	4	28	5	10	138	4.3
2012-13	1-0	10/10.0	1-1	1.000	0-0	.000	0-0	.000	0	2	2	2.0	3	0	0	1	0	0	2	2.0
TOTAL	51-7	692/13.6	71-130	.546	0-1	.000	30-51	.588	49	73	122	2.4	74	1	8	31	5	11	172	3.4



# #23 • TIM FRAZIER

Sr. • GUARD • 6-1 • 170  
HOUSTON, TEXAS • STRAKE JESUIT  
SUPPLY CHAIN & INFORMATION SYSTEMS

CAREER

DOUBLE-DOUBLES: 6	10+ ASSISTS: 3
20-POINT GAMES: 19	5+ ASSISTS: 33
30-POINT GAMES: 1	3+ STEALS: 12
DOUBLE-DIGITS: 41	40-MINUTES: 7



## NOTABLE/CAREER HIGHLIGHTS

- Wooden Award Preseason Top 50 Candidate
- 2012 Preseason All-Big Ten
- 2012 First-team All-Big Ten Selection
- 2ND the Big Ten in scoring (18.8), 1st in assists (6.2), 2nd in steals (2.4), led the Lions in scoring, rebounds, assists and steals in 2011-12.
- 14th in NCAA in assists in 2011-12.
- Set Penn State season assist mark with 198 in 2011-12.
- 17 20-point games (12 in conference play) ranked FIFTH among Big Six Conference players in 2011-12.
- ONLY PLAYER in NCAA Div. I to average at least 17 points and 6 assists per game in 2011-12.
- 450 career assists rank 6th all-time in Penn State history.
- 136 career steals rank 9th all-time at Penn State.
- Has played in every game the last three seasons.
- 3.1 grade-point average in Supply Chain Management.

## RECENT GAME HIGHLIGHTS

- Posted career highs with 17 free throws on 18 free throw attempts (.944) for a team-high 23 points and added six assists in season-opening win over St. Francis (11/9).

## CAREER HIGHS

<b>POINTS:</b>	30
	vs. Nebraska (1/12/12)
<b>REBOUNDS:</b>	11, 2X
	last vs. Cornell (12/21)
<b>ASSISTS:</b>	11
	vs. YSU (11/23/11)
<b>STEALS:</b>	6
	vs. Nebraska (1/12/12)
<b>BLOCKS:</b>	1, 13X
	last vs. Indiana (B1G) (3/8/12)
<b>MINUTES:</b>	40, 7X
	last @ Wisconsin (2/19/12)
<b>FIELD GOALS:</b>	10, three times
	last @ Purdue (2/29/12)
<b>FG ATTEMPTS:</b>	24
	vs. Indiana (B1G) (3/8/12)
<b>FG PERCENTAGE:</b>	.778 (7-9)
	vs. Nebraska (2/11/12)
	.833 (5-6)
	vs. Temple (NCAA) (3/17/11)
<b>3-POINTERS:</b>	4, 2X
	last vs. Indiana (B1G) (3/8/12)
<b>3PT ATTEMPTS:</b>	6, 2X
	last vs. Indiana (B1G) (3/8/12)
<b>3PT PERCENTAGE:</b>	80.0 (4-5)
	vs. Robert Morris (11/16/09)
<b>FREE THROWS:</b>	17
	vs. St. Francis (11/9/12)
<b>FT ATTEMPTS:</b>	18
	vs. St. Francis (11/9/12)
<b>FT PERCENTAGE:</b>	1.000 (8-8)
	vs. Nebraska (2/11/12)
	.944 (17-18)
	vs. St. Francis (11/9/12)

## PERSONAL FILE

<b>BIRTHDAY:</b>	Nov. 1, 1990
<b>FAMILY:</b>	Janice (mother), Billy (father), William (brother), Krystal (sister)

## 2012-13 GAME-BY-GAME

OPPONENT	DATE	GS	MIN	TOTAL		3-POINT		FREE THROWS		REBOUNDS		PF	A	TO	BLK	STL	PTS
				FG-FGA	PCT	FG-FGA	PCT	FT-FTA	PCT	O-D	TOTAL						
ST. FRANCIS	11/9	*	39	3-9	.333	0-3	.000	17-18	.944	0-4	4	3	6	3	1	2	23

## CAREER STATISTICS

Season	gp-gs	min/avg	Total		3-Point		F-Throws		Rebounds				Scoring							
			fg-fga	pct	fg-fga	pct	ft-fta	pct	off	def	tot	avg	pf	fo	ast	to	blk	stl	pts	avg
2009-10	31-10	570/18.4	51-132	.386	9-24	.375	43-64	.672	11	61	72	2.3	64	0	73	52	2	23	154	5.0
2010-11	34-33	1048/30.8	71-165	.430	11-32	.344	61-81	.753	21	111	132	3.9	89	1	173	82	4	35	214	6.3
2011-12	32-32	1188/37.1	208-497	.419	27-86	.314	159-201	.791	44	106	150	4.7	94	1	198	117	7	76	602	18.8
2012-13	1-1	39/39.0	3-9	.333	0-3	.000	17-18	.944	0	4	4	4.0	3	0	6	3	1	2	23	23.0
<b>TOTAL</b>	<b>98-76</b>	<b>2845/29.0</b>	<b>333-803</b>	<b>.415</b>	<b>47-145</b>	<b>.324</b>	<b>280-364</b>	<b>.769</b>	<b>76</b>	<b>282</b>	<b>358</b>	<b>3.7</b>	<b>250</b>	<b>2</b>	<b>450</b>	<b>254</b>	<b>14</b>	<b>136</b>	<b>993</b>	<b>10.1</b>



# #25 • JON GRAHAM

R-SO. • FORWARD • 6-8 • 225  
BALTIMORE, MD. • CALVERT HALL  
RECREATION, PARKS & TOURISM MANAGEMENT



## NOTABLE/CAREER HIGHLIGHTS

- The son of Maryland (1978-81) great and former Philadelphia 76er (1981 3rd round draft pick) Ernest Graham, who ranks among the top 15 all-time in scoring (1,6017) and assists (346) in Terrapin history and still holds Maryland's single game scoring mark with 44 vs. N.C. State in 1978.
- Calvert Hall's second all-time leading scorer with 1,670 points
- Added 30 pounds of muscle during his redshirt season and subsequently shed 15 pounds prior to the 2012-13 season go from 240 to 225 playing weight.
- --
- --
- --
- --
- --

## 2012-13 SEASON HIGHLIGHTS

■ -

### CAREER HIGHS

<b>POINTS:</b>	10,2X
	last vs. Northwestern (2/25/12)
<b>REBOUNDS:</b>	10
	@ Wisconsin (2/19/12)
<b>ASSISTS:</b>	1, 6X
	last, vs. Indiana (BTT), 3/8/12)
<b>STEALS:</b>	2, 2X
	Last, vs. Wisconsin (1/31/12)
<b>BLOCKS:</b>	3
	vs. LIU (11/16/11)
<b>MINUTES:</b>	35
	@ Wisconsin (2/19/12)
<b>FIELD GOALS:</b>	5
	vs. Northwestern (2/25/12)
<b>FG ATTEMPTS:</b>	9
	@ Wisconsin (2/19/12)
<b>FG PERCENTAGE:</b>	.833 (5-6)
	vs. Northwestern (2/25/12)
<b>3-POINTERS:</b>	-
	-
<b>3PT ATTEMPTS:</b>	-
	-
<b>3PT PERCENTAGE:</b>	-
	-
<b>FREE THROWS:</b>	4
	vs. Iowa (2/16/12)
<b>FT ATTEMPTS:</b>	4, 2X
	last vs. Iowa (2/16/12)
<b>FT PERCENTAGE:</b>	1.000 (4-4)
	vs. Iowa (2/16/12)

### PERSONAL FILE

**BIRTHDAY:** Oct. 15, 1991  
**FAMILY:** Karen (mother), Ernest (father); Brother: Ernest, Jr.

## 2012-13 GAME-BY-GAME

OPPONENT	DATE	GS	MIN	TOTAL		3-POINT		FREE THROWS		REBOUNDS		PF	A	TO	BLK	STL	PTS
				FG-FGA	PCT	FG-FGA	PCT	FT-FTA	PCT	O-D	TOTAL						
ST. FRANCIS	11/9	*	22	1-3	.333	0-0	.000	0-0	.000	1-2	3	4	0	2	2	0	2

## CAREER STATISTICS

Season	gp-gs	min/avg	Total		3-Point		F-Throws		Rebounds				Scoring							
			fg-fga	pct	fg-fga	pct	ft-fta	pct	off	def	tot	avg	pf	fo	ast	to	blk	stl	pts	avg
2011-12	26-17	460/17.7	44-97	.454	0-0	.000	13-33	.394	44	51	95	3.7	63	1	6	29	19	10	101	3.9
2012-13	1-1	22/22.0	1-3	.333	0-0	.000	0-0	.000	1	2	3	3.0	4	0	0	2	2	0	2	2.0
TOTAL	27-18	482/17.9	45-100	.450	0-0	.000	13-33	.394	45	53	98	3.6	67	1	6	31	21	10	103	3.8



# #43 • ROSS TRAVIS

So. • FORWARD • 6-6 • 225  
CHASKA, MINN. • CHASKA HS

## NOTABLE/CAREER HIGHLIGHTS

- Earned team's "Scrappiest Player" Award as a freshman and nicknamed "junkyard dog" by coach Patrick Chambers.
- Career-high 15 points vs. Michigan in the final game of the regular season
- Averaged 8.3 ppg and 5.7 rpg over final three regular season games of 2011-12 while shooting 70%.
- Started 16 games as a true-freshman.
- Added 25 pounds of muscle since arriving on campus.
- Tabbed as the top prospect in Minnesota for the class of 2011

## 2012-13 SEASON HIGHLIGHTS

- Equaled a career high with nine rebounds and added 10 points in a season-opening win over St. Francis (11/9/12).

## CAREER HIGHS

<b>POINTS:</b>	15
	vs. Michigan (3/4/12)
<b>REBOUNDS:</b>	9, 2X
	last, vs. St. Francis (11/9/12)
<b>ASSISTS:</b>	3
	vs. Lafayette (12/7/11)
<b>STEALS:</b>	3
	vs. YSU (11/23/11)
<b>BLOCKS:</b>	3
	vs. Indiana (BTT) (3/8/12)
<b>MINUTES:</b>	33
	vs. St. Francis (11/9/12)
<b>FIELD GOALS:</b>	5, 4X
	last vs. Michigan (3/4/12)
<b>FG ATTEMPTS:</b>	10, 2X
	last at Ohio State (1/25/12)
<b>FG PERCENTAGE:</b>	1.000 (5-5), 2X
	last vs. Michigan (3/4/12)
<b>3-POINTERS:</b>	2
	vs. Kentucky (11/19/11)
<b>3PT ATTEMPTS:</b>	5
	vs. Kentucky (11/19/11)
<b>3PT PERCENTAGE:</b>	1.000 (1-1)
	vs. Lafayette (12/7/11)
<b>FREE THROWS:</b>	5
	vs. Michigan (3/4/12)
<b>FT ATTEMPTS:</b>	7, 2X
	last vs. Michigan (3/4/12)
<b>FT PERCENTAGE:</b>	.714 (5-7)
	vs. Michigan (3/4/12)

## PERSONAL FILE

**BIRTHDAY:** Jan. 9, 1993  
**FAMILY:** Debbie (mother), John (father); Sister: Brittany

## 2012-13 GAME-BY-GAME

OPPONENT	DATE	GS	MIN	TOTAL		3-POINT		FREE THROWS		REBOUNDS		PF	A	TO	BLK	STL	PTS
				FG-FGA	PCT	FG-FGA	PCT	FT-FTA	PCT	O-D	TOTAL						
ST. FRANCIS	11/9	*	33	4-9	.444	0-3	.000	2-4	.500	5-4	9	4	0	3	0	0	10

## CAREER STATISTICS

Season	gp-gs	min/avg	Total		3-Point		F-Throws		Rebounds				Scoring							
			fg-fga	pct	fg-fga	pct	ft-fta	pct	off	def	tot	avg	pf	fo	ast	to	blk	stl	pts	avg
2011-12	32-16	574/17.9	57-127	.449	4-24	.167	24-50	.480	57	78	135	4.2	69	3	13	24	8	16	142	4.4
2012-13	1-1	33/33.0	4-9	.444	0-3	.000	2-4	.500	5	4	9	9.0	4	0	0	3	0	0	10	10.0
TOTAL	33-17	607/18.4	61-136	.449	4-27	.148	26-54	.481	62	82	144	4.4	73	3	13	27	8	16	152	4.6





### PENN STATE 65 SAINT FRANCIS 58

Nov. 9, 2012 @ University Park, Pa.

#### PENN STATE LEADERS

Scoring Leader: Frazier (23)  
Rebounding Leader: Travis (9)  
Assist Leader: Frazier (6)

### PENN STATE No. 6 N.C. STATE

Nov. 15, 2012 @ Bayamon, Puerto Rico

#### PENN STATE LEADERS

Scoring Leader: -  
Rebounding Leader: -  
Assist Leader: -

Penn State overcame a tough shooting night with a tremendous 28-of-32 (.875) effort at the foul line and a 38-22 rebound advantage to post its eighth-straight season opening win. Tim Frazier led the Lions with 23 points and six assists while posting a career-best 17-of-18 effort at the charity stripe. D.J. Newbill, in his first action at Penn State, posted 16 points and seven rebounds and a career-best 9-of-10 at the foul line. Ross Travis added 10 points and a career-best tying nine boards. The Lions shot 29 percent in the first half and 36 percent for the game, including a 3-of-24 (.125) effort from three, but outscored St. Francis 28-9 at the foul line to overcome 17 turnovers. Penn State led by 10 in the first half, but saw that trimmed to 26-20 at the half. SFU hit three straight threes to take a one-point lead in the second half behind 19 points from Ollie Jackson. Frazier scored 16 second half points to take control for PSU.

#### Saint Francis 58 • 0-1

#	Player	Total			3-Ptr			Rebounds			PF	TP	A	TO	Blk	Stl	Min
		FG	FGA	FT	FTA	FG	FGA	FT	FTA	Off							
15	BROWN, Earl	f	1-2	0-0	0-0	0	3	3	2	1	5	0	0	13			
40	DRINNON, Ronnie	f	2-3	0-0	2-2	2	3	5	4	6	0	1	0	30			
01	SHANNON, Umar	q	2-12	1-4	4-4	0	5	5	0	9	4	3	1	0	36		
12	BROWN, Greg	g	0-1	0-1	0-0	0	0	0	2	0	0	1	0	20			
22	JACKSON, Ollie	g	6-10	4-8	3-6	0	3	3	2	19	0	1	0	33			
05	WHYATT, Stephon	g	4-8	0-2	0-1	0	1	1	4	8	3	4	0	23			
14	MAJOR, Dominique	g	1-3	1-3	0-0	0	0	0	0	3	0	0	0	6			
21	RITTER, Kam	g	4-4	1-1	0-1	0	2	2	5	9	0	0	1	24			
30	PETERS, Tony	g	0-0	0-0	0-0	0	0	0	2	0	0	1	0	5			
32	ERVIN, Anthony	g	0-0	0-0	0-0	0	0	0	1	0	0	0	0	5			
34	STANLEY, Storm	g	1-2	0-0	0-0	0	0	0	0	2	0	0	0	5			
Team						0	3	3									
Totals			21-45	7-19	9-14	2	20	22	23	58	8	16	1	4	200		

FG % 1st Half: 7-21 33.3% 2nd half: 14-24 58.3% Game: 21-45 46.7% Deadball Rebounds 1  
3FG % 1st Half: 3-10 30.0% 2nd half: 4-9 44.4% Game: 7-19 36.8%  
FT % 1st Half: 3-4 75.0% 2nd half: 6-10 60.0% Game: 9-14 64.3%

#### Penn State 65 • 1-0

#	Player	Total			3-Ptr			Rebounds			PF	TP	A	TO	Blk	Stl	Min
		FG	FGA	FT	FTA	FG	FGA	FT	FTA	Off							
25	Graham, Jon	f	1-3	0-0	0-0	1	2	3	4	2	0	2	2	0	22		
43	Travis, Ross	f	4-9	0-3	2-4	5	4	9	4	10	0	3	0	0	33		
02	Newbill, D.J.	g	3-10	1-7	9-10	2	5	7	2	16	1	4	0	1	36		
11	Marshall, Jermaine	g	4-8	1-5	0-0	1	5	6	4	9	1	3	0	2	33		
23	Frazier, Tim	g	3-9	0-3	17-18	0	4	4	3	23	6	3	1	2	39		
10	Taylor, Brandon	g	0-2	0-1	0-0	1	1	2	1	0	0	0	0	5			
14	Montminy, Kevin	g	0-0	0-0	0-0	0	0	0	0	0	0	0	0	0+			
20	Colella, Nick	g	1-5	1-5	0-0	2	1	3	2	3	0	1	0	1	22		
21	Borovnjak, Sasa	g	1-1	0-0	0-0	0	2	2	3	2	0	1	0	0	10		
Team						1	1	2									
Totals			17-47	3-24	28-32	13	25	38	23	65	8	17	3	6	200		

FG % 1st Half: 7-24 29.2% 2nd half: 10-23 43.5% Game: 17-47 36.2% Deadball Rebounds 1.1  
3FG % 1st Half: 1-12 8.3% 2nd half: 2-12 16.7% Game: 3-24 12.5%  
FT % 1st Half: 11-12 91.7% 2nd half: 17-20 85.0% Game: 28-32 87.5%

Officials: Mike Kitts, Ray Perone, Bill EK  
Technical fouls: Saint Francis-None. Penn State-None.  
Attendance: 7329  
Flagrant-1 foul on SFU #15 at 17:47 of first half.

Score by periods	1st	2nd	Total
Saint Francis	20	38	58
Penn State	26	39	65

	Points	In Point	Off T/O	2nd Chance	Fast Break	Bench
SFU	24	9	0	8	22	5
PSU	20	15	10	4	5	

### PENN STATE TBD

Nov. 16, 2012 @ Bayamon, Puerto Rico

#### PENN STATE LEADERS

Scoring Leader: -  
Rebounding Leader: -  
Assist Leader: -

### PENN STATE TBD

Nov. 18, 2012 @ Bayamon, Puerto Rico

#### PENN STATE LEADERS

Scoring Leader: -  
Rebounding Leader: -  
Assist Leader: -

2011-12 Penn State Men's Basketball  
Penn State Combined Team Statistics (as of Nov 12, 2012)  
All games

RECORD:	OVERALL	HOME	AWAY	NEUTRAL
ALL GAMES	1-0	1-0	0-0	0-0
CONFERENCE	0-0	0-0	0-0	0-0
NON-CONFERENCE	1-0	1-0	0-0	0-0

##	Player	gp-gs	min	avg	Total		3-Point		F-Throw		Rebounds				pf	dq	a	to	blk	stl	pts	avg
					fg-fga	fg%	3fg-fga	3fg%	ft-fta	ft%	off	def	tot	avg								
02	Newbill, D.J.	1-1	36	36.0	3-10	.300	1-7	.143	9-10	.900	2	5	7	7.0	2	0	1	4	0	1	16	16.0
10	Taylor, Brandon	1-0	5	5.0	0-2	.000	0-1	.000	0-0	.000	1	1	2	2.0	1	0	0	0	0	0	0	0.0
11	Marshall, Jermaine	1-1	33	33.0	4-8	.500	1-5	.200	0-0	.000	1	5	6	6.0	4	0	1	3	0	2	9	9.0
14	Montminy, Kevin	1-0	0	0.0	0-0	.000	0-0	.000	0-0	.000	0	0	0	0.0	0	0	0	0	0	0	0	0.0
20	Colella, Nick	1-0	22	22.0	1-5	.200	1-5	.200	0-0	.000	2	1	3	3.0	2	0	0	1	0	1	3	3.0
21	Borovnjak, Sasa	1-0	10	10.0	1-1	1.000	0-0	.000	0-0	.000	0	2	2	2.0	3	0	0	1	0	0	2	2.0
23	Frazier, Tim	1-1	39	39.0	3-9	.333	0-3	.000	17-18	.944	0	4	4	4.0	3	0	6	3	1	2	23	23.0
25	Graham, Jon	1-1	22	22.0	1-3	.333	0-0	.000	0-0	.000	1	2	3	3.0	4	0	0	2	2	0	2	2.0
43	Travis, Ross	1-1	33	33.0	4-9	.444	0-3	.000	2-4	.500	5	4	9	9.0	4	0	0	3	0	0	10	10.0
Team											1	1	2									
Total.....		1	200		17-47	.362	3-24	.125	28-32	.875	13	25	38	38.0	23	0	8	17	3	6	65	65.0
Opponents.....		1	200		21-45	.467	7-19	.368	9-14	.643	2	20	22	22.0	23	1	8	16	1	4	58	58.0

TEAM STATISTICS	PSU	OPP	Date	Opponent	Score	Att.
SCORING	65	58	11/9/12	SAINT FRANCIS	w 65-58	7329
Points per game	65.0	58.0	* - Conference game			
Scoring margin	+7.0	-				
FIELD GOALS-ATT	17-47	21-45				
Field goal pct	.362	.467				
3 POINT FG-ATT	3-24	7-19				
3-point FG pct	.125	.368				
3-pt FG made per game	3.0	7.0				
FREE THROWS-ATT	28-32	9-14				
Free throw pct	.875	.643				
F-Throws made per game	28.0	9.0				
REBOUNDS	38	22				
Rebounds per game	38.0	22.0				
Rebounding margin	+16.0	-				
ASSISTS	8	8				
Assists per game	8.0	8.0				
TURNOVERS	17	16				
Turnovers per game	17.0	16.0				
Turnover margin	-1.0	-				
Assist/turnover ratio	0.5	0.5				
STEALS	6	4				
Steals per game	6.0	4.0				
BLOCKS	3	1				
Blocks per game	3.0	1.0				
ATTENDANCE	7329	0				
Home games-Avg/Game	1-7329	0-0				
Neutral site-Avg/Game	-	0-0				

Score by Periods	1st	2nd	Totals
Penn State	26	39	65
Opponents	20	38	58