



2022-23 LADY LION BASKETBALL

UNLEASH
THE PRIDE

GAME 9 | PENN STATE AT MINNESOTA | DECEMBER 3, 2022 | WILLIAMS ARENA

2022-23 SCHEDULE

Date Opponent (Broadcast) Time/Result

NOVEMBER

9	Norfolk State (B1G+)	W, 67-61
11	Fairfield (B1G+)	W, 77-49
15	Youngstown State (B1G+)	W, 77-63
18	Bryant (B1G+)	W, 96-33
21	Syracuse (B1G+)	W, 82-69
25	vs. Toledo! (FloHoops)	W, 60-59
26	at Fresno State! (FloHoops)	W, 68-49
30	Virginia (B1G/ACC Challenge) (B1G+)	L, 89-68

DECEMBER

3	at Minnesota (Big Ten Network)	8:30 p.m.
8	#4/5 Indiana (B1G+)	7 p.m.
11	West Virginia (B1G+)	4 p.m.
18	at Drexel (FloHoops)	2 p.m.
21	Cornell (B1G+)	12 p.m.
30	Rutgers (B1G+)	5 p.m.

JANUARY

3	at #17/20 Michigan* (B1G+)	1 p.m.
7	Purdue (B1G+)	2 p.m.
11	at Nebraska (B1G+)	8 p.m.
14	at #10/10 Iowa* (Big Ten Network)	12:30 p.m.
18	Minnesota	7 p.m.
22	Wisconsin (Big Ten Network)	4 or 5 p.m.
26	at Rutgers (B1G+)	7 p.m.
30	at #20/21 Maryland (Big Ten Network)	6 p.m.

FEBRUARY

2	Northwestern (B1G+)	7 p.m.
5	#10/10 Iowa (Big Ten Network)	12 p.m.
12	at Michigan State (B1G+)	3 p.m.
16	#4/5 Ohio State (B1G+)	7 p.m.
19	at Illinois (B1G+)	3 p.m.
22	at Purdue (B1G+)	7 p.m.
25	Michigan State (B1G+)	2 p.m.

MARCH

1-5	Big Ten Tournament!	TBD
-----	---------------------	-----

* Big Ten Opponent
! Daytona Beach Invitational (Daytona Beach, Fla.)
^ ACC/Big Ten Challenge
! Big Ten Tournament (Minneapolis)
All times Eastern Standard Time

STRATEGIC COMMUNICATIONS

WBB Primary Contact..... Korey Blucas
Office Phone..... 814-865-1757
Cell Phone..... 724-799-4480
Email..... kvb5992@psu.edu

WBB Secondary Contact..... Krista Pylant
Email..... kqp5592@psu.edu



PENN STATE LADY LIONS

(7-1, 0-0 B1G)

vs.

MINNESOTA GOPHERS

(4-3, 0-0 B1G)



VIDEO | Big Ten Network

RADIO | Penn State Sports Network - 93.3 FM & 1390 AM - Justin Antweil & Joe Putnam

ONLINE | Links to live video, live audio and live stats available at GoPSUSports.com

OPENING TIP

- Penn State is coming off its first loss of the season, 89-68 to Virginia at home in the ACC/Big Ten Challenge.
- The Lady Lions notched the fourth best start at 7-0, tied with the 1996-97 team.
- The seven straight wins were the longest since an 11-game streak from Dec. 9, 2012-Jan. 27, 2013.
- The B1G game is the first for any team in the league this season.
- The Lady Lions earned two wins at the Daytona Beach Invitational over Thanksgiving weekend, defeating Toledo 60-59 and Fresno State 68-49.
- Penn State owns wins over four reigning conference champions: Norfolk State (MEAC), Fairfield (MAAC), Youngstown State (Horizon League) and Toledo (MAC).
- Penn State ranks in the nation 13th in steals per game (13.1), 20th in turnovers forced per game (23.1), 48th in turnover margin (5.5), 51st in scoring margin (15.4) and 54th in field goal percentage (45.0).
- Leilani Kapinus ranks fourth in the nation in steals (28).
- Makenna Marisa has averaged 16.8 points per game with three 20-point games and a double-double in the first two contests: 24 points and 11 rebounds against the Spartans and 14 points and 10 assists against the Stags.

LAST GAME'S STARTERS



#4 Shay Ciezki PPG RPG APG MPG
Fr. | G | 5-7 9.6 1.8 2.7 25.3



#5 Leilani Kapinus PPG RPG APG MPG
R-So. | G | 5-10 9.3 6.3 3.0 25.3



#20 Makenna Marisa PPG RPG APG MPG
Sr. | G | 5-11 16.8 5.3 4.3 31.8



#24 Alexa Williamson PPG RPG APG MPG
Gr. | F | 6-2 8.3 2.9 0.6 17.9



#33 Johnasia Cash PPG RPG APG MPG
Gr. | F | 6-3 6.0 6.5 1.0 17.5

PENN STATE RESERVES

No.	Name	Pos.	Ht.	Cl.	PPG	RPG	APG	MPG
1	Ali Brigham	F	6-4	Jr.	4.8	3.4	1.1	10.6
10	Chanaya Pinto	F	5-10	Sr.	6.0	4.1	0.8	15.1
11	Anna Camden	F	6-3	Sr.	2.8	1.4	0.9	17.8
22	Ali Campbell	G	6-0	R-So.	3.9	1.8	1.5	17.0
23	Taniyah Thompson	G	5-11	Sr.	6.4	2.3	0.5	18.0

ONE OF THE TOP POINT GUARDS IN THE NATION

- Senior Makenna Marisa was one of 20 point guards selected to the Nancy Lieberman Award Watch List heading into the season and named to the All-Big Ten Preseason Team by the coaches and media.
- This year she leads the team in scoring (16.8 ppg) and assists (4.3 apg) in addition to 4.9 rebounds and 2.0 steals per game.
- She notched a double-double in the first two contests: 24 points and 11 rebounds against Norfolk State and 14 points and 10 assists against Fairfield.
- In the program's largest comeback against Syracuse, she produced 22 points, including 13 in the fourth quarter, eight rebounds and seven assists.
- She has recorded 64 double-digit scoring games and 27 20-point games with three this year.
- A 35-game streak of consecutive double-digit games that started at the beginning of last season ended Nov. 26 against Fresno State.
- With 1,378 career points, she is 18th in school history
- Starting this season ranked 24th, she needs 51 more to pass Jen Bednarek (1977-80, 1,428) for 17th.
- In program history she also ranks fifth in career free throw percentage (83.3%) and 30-point games (five), ninth in career scoring average (15.1 ppg), tied for ninth in career double-digit assist games (three), 11th in career three-point field goals made (138) and 14th in career assists (346).
- In the nation, she ranks 16th in career free throw percentage and 66th in career points.
- For the 2022-23 season, she ranks in the nation 40th in made field goals (51), 49th in points (134), 62nd in assists (34) and 96th in steals (16).
- In the Big Ten she is ninth in throw percentage (.808), 10th in scoring, 11th in assists and steals and 16th in assist/turnover ratio (1.4).
- As a junior, she was a consensus All-Big Ten First-Team pick by the coaches and media and a CoSIDA Academic All-American last year.
- She ranked second in the Big Ten and sixth in the country in scoring at 22.2 points per game, third-highest average by a Lady Lion in a single season.
- She scored double-digit points in all 29 games last season, one of only two Division I players to notch the feat, including 19 20-point games, 13 25-point games and five 30-point performances.
- Her 30-point games included a career-high 33 at Duquesne (12/18), 32 vs. Iowa (1/25) and at Michigan State (2/21), 31 at Purdue (2/9) and 30-point triple-double vs. Delaware State (11/16).
- She had four 20-point halves, coming against Delaware State (20, 1st), Maryland (24, 2nd), Purdue (25, 2nd) and Minnesota (20, 2nd).
- Marisa's 645 total points in the regular season ranked fourth in the Big Ten and 15th in the country and ninth in a season at Penn State.
- In conference games, including six against ranked opponents, she averaged 23.0 points per game, good for second in the conference.
- She also averaged 19.9 in seven games against ranked foes, also second in the Big Ten.
- She was 28th in the country in field goals made (224) and 29th in free throws made (138), while holding seventh in the Big Ten in assists per game (4.2) and total assists (123).

PENN STATE QUICK FACTS

University Information

Location..... University Park, Pa.
 Founded..... 1855
 Enrollment (University Park campus)45,901
 ColorsBlue & White
 Nickname.....Lady Lions
 ConferenceBig Ten
 President Dr. Neeli Bendapudi
 VP for Intercollegiate Athletics Dr. Patrick Kraft
 Deputy AD/SWA (WBB Administrator)... Lynn Holleran
 Facility (cap.)Bryce Jordan Center (15,104)
 All-Time Record at BJC 284-112 (28 seasons)

Basketball Staff

Head Coach..... Carolyn Kieger (Marquette '06)
 Penn State Record: 34-57 (4th season)
 Career Record: 133-122 (8th season)
 Postseason Appearances - Three (3 NCAA)
 Assistant CoachTerri Williams (Penn State '91)
 Assistant Coach Sharnee Zoll-Norman (Virginia '08)
 Assistant CoachMaggie Lucas (Penn State '14)
 Director of Operations Pam Brown (Charlotte '06)
 Chief of StaffMaryLynne Schaefer (Hartford '06)
 Dir. of Video & AnalyticsEric Gracia (Texas-PA '13)
 Dir. of Player Development.....Natisha Heideman (Marquette '19)
 Graduate AssistantAmari Boyd (Penn State '19)
 Graduate Assistant ..Courtney Roman (Penn State '22)
 Athletic Trainer.....Claire Peters (Northern Arizona '11)
 Strength Coach..... Rhian Davis (Florida '08)

Program History

First Year of Women's Basketball 1965
 All-Time Record982-539 (59th season)
 All-Time Big Ten Record.....285-217 (31th season)
 NCAA Tournament App./Last25/2014
 NCAA Tournament Record32-25
 NCAA Regional App./Last 13/2014
 NCAA Final Four App./Last One/2000
 Big Ten Reg. Season Championships.....Eight
 Big Ten Tournament ChampionshipsTwo

Team Information

2021-22 Record 11-18
 Home7-6
 Away3-9
 Neutral1-3
 Big Ten Record (finish)5-13 (11)
 Home3-6
 Away2-7
 Letterwinners Returning/Lost5/6
 Starters Returning/Lost4/1
 Big Ten Tournament First Round
 Postseasonn/a

#UnleashThePRIDE

Women's Basketball Twitter.....@PennStateWBB
 Women's Basketball Instagram..... pennstateWBB
 Women's Basketball Facebook.....Penn State Lady
 Lion Basketball
 Penn State Athletics Twitter.....@GoPSUSports
 Penn State Athletics Website gopsusports.com
 Hashtags..... #UnleashThePRIDE
 #WeAre

MAKENNA MARISA RECORD WATCH

Career (Games)

1.	2,919	Kelly Mazzante (133), 2001-04
2.	2,510	Maggie Lucas (132), 2011-14
3.	2,253	Susan Robinson (122), 1989-92
4.	2,108	Teniya Page (116), 2016-19
5.	2,044	Tyra Grant (122), 2007-10
6.	2,025	Kahadeejah Herbert (126), 1982-85
7.	1,995	Tanisha Wright (134), 2002-05
8.	1,897	Suzie McConnell (128), 1985-88
9.	1,786	Alex Bentley (131), 2010-13
10.	1,725	Angie Pottthoff (111), 1993-97
11.	1,663	Lisa Shepherd (128), 1998-2001
12.	1,619	Andrea Garner (126), 1997-2000
13.	1,538	Tanya Garner (117), 1988-91
14.	1,514	Vicki Link (123), 1984-87
15.	1,466	Jess Strom (133), 2002-05
16.	1,463	Katina Mack (121), 1992-96
17.	1,428	Jen Bednarek (102), 1977-80
18.	1,378	Makenna Marisa (88), 2020-present
19.	1,328	Maren Walseth (128), 1998-2001
20.	1,320	Cheryl Ellison (114), 1980-83

Career Scoring Average (min. 50 games)

1.	21.9	Kelly Mazzante (133), 2001-04
2.	19.0	Maggie Lucas (132), 2011-14
3.	18.5	Susan Robinson (122), 1989-92
4.	18.2	Teniya Page (116), 2016-19
5.	17.4	Carol Walderman (74), 1981-83
6.	16.8	Tyra Grant (122), 2007-10
7.	16.1	Kahadeejah Herbert (126), 1982-85
8.	15.5	Angie Pottthoff (111), 1993-97
9.	15.1	Makenna Marisa (88), 2020-present
10.	14.9	Tanisha Wright (134), 2002-05

Career 30-Point Games

1.	27	Kelly Mazzante (2001-04) 4, 2003-04; 9, 2002-03; 12, 2001-02; 2, 2000-01
2.	8	Teniya Page (2016-19) 1, 2018-19; 2, 2017-18; 4, 2016-17; 1, 2015-16
3.	7	Maggie Lucas (2011-14) 3, 2013-14; 2, 2012-13; 2, 2011-12
4.	6	Kahadeejah Herbert (1982-85) 2, 1984-85; 2, 1983-84; 2, 1982-83
5.	5	Makenna Marisa (2020-present) 5, 2021-22

Career 3-Point Field Goals Made (Games)

1.	365	Maggie Lucas (132), 2011-14
2.	357	Kelly Mazzante (133), 2001-04
3.	230	Lisa Shepherd (128), 1998-2001
4.	191	Jess Strom (133), 2002-05
5.	179	Teniya Page (116), 2016-19
	179	Tyra Grant (122), 2007-10
7.	175	Tiffany Longworth (122), 1994-97
8.	149	Zhaque Gray (126), 2009-12
9.	147	Jaida Travascio-Green (80), 2017-2020
10.	143	Lindsey Spann (89), 2015-17
11.	138	Makenna Marisa (88), 2020-present
12.	124	Tina Nicholson (124), 1993-96

Career Free Throw Percentage (min. 125 att.)

1.	.907	(547-603)	Maggie Lucas, 2011-14
2.	.874	(487-557)	Susan Robinson, 1989-92
3.	.841	(387-460)	Jess Strom, 2002-05
	.841	(254-302)	Kam Gissendanner, 2006-08
5.	.833	(260-312)	Makenna Marisa, 2020-present
6.	.819	(460-562)	Kelly Mazzante, 2001-04
7.	.817	(197-241)	Julia Trogele, 2008-11
8.	.810	(128-158)	Kim Lazor, 1990-93
9.	.808	(147-182)	Ashli Schwab, 2002-05
10.	.806	(387-480)	Lisa Shepherd, 1998-2001

Career Double-Digit Assist Games (Games)

1.	71	Suzie McConnell (128), 1985-88
2.	26	Tina Nicholson (124), 1993-96
3.	23	Annie Troyan (81), 1981-83
4.	19	Helen Darling (126), 1997-2000
5.	12	Nancy Kuhl (89), 1975-79
6.	9	Jess Strom (133), 2002-05
7.	6	Brianne O'Rourke (120), 2006-09
8.	4	Tanya Garner (117), 1988-91
9.	3	Makenna Marisa (88), 2020-present
	3	Corinne Gulas (63), 1980-81

Career Assists (Games)

1.	1,307*	Suzie McConnell (128), 1984-88
2.	826	Tina Nicholson (124), 1993-96
3.	791	Helen Darling (126), 1997-2000
4.	776	Jess Strom (133), 2002-05
5.	632	Annie Troyan (81), 1981-83
6.	567	Alex Bentley (131), 2010-13
	567	Dana Eikenberg (122), 1989-92
8.	560	Brianne O'Rourke (120), 2006-09
9.	528	Nancy Kuhl (89), 1975-79
10.	484	Tanisha Wright (134), 2002-05
11.	417	Teniya Page (116), 2016-19
12.	411	Tanya Garner (117), 1988-91
13.	379	Corinne Gulas (63), 1980-81
14.	346	Makenna Marisa (88), 2020-present
15.	323	Tiffany Longworth (122), 1994-97

GAME 9 | PENN STATE AT MINNESOTA | DECEMBER 3, 2022 | WILLIAMS ARENA

A TRIO OF 1,000 POINT SCORERS

- Johnasia Cash notched her 1,000 career point in the over Youngstown State, becoming the third current Lady Lion to accomplish the feat: Makenna Marisa (1,358) and Tanyiah Thompson (1,262).
- Cash has produced 377 combined from the 2020-21 and 2022-23 seasons as a Lady Lion for an average of 11.8 ppg.
- She produced 659 in her seasons at SMU.
- Thompson accomplished the feat in her three seasons at East Carolina.
- Among active career scoring leaders in Division I, Marisa ranks 68th, Thompson 100th and Cash 199th.

CASHING REBOUNDS

- Johnasia Cash has pulled down the ninth most career rebounds (899) among active Division I players in the nation and is also 26th in double-doubles (25).
- In her fifth season, Cash has averaged 7.6 boards per game and 8.2 in her two seasons at Penn State (2020-21 and 2022-23).
- In her 2020-21 season in which she earned Third-Team All-Big Ten from the media, she recorded a double-double in all 11 games in which she gathered 10+ rebounds.
- After readjusting due to missing last season, her rebounding has picked up with a three-game streak of 10+ rebounds (Bryant-11, Syracuse-12 and Toledo-10).
- This year she ranks 14th in rebounding (6.5 per game) in the B1G.

SOPHMORE CAMPAIGN FOR ALL-FRESHMAN KAPINUS

- Much like last season, Leilani Kapinus has proven she can do it all for the Lady Lions.
- This year she leads the squad in steals (28), is tied with teammate Johnasia Cash in blocks (four) and has put up 9.3 points and 6.3 rebounds per game, 23 assists, a 50.0 field goal percentage and 77.3 free throw percentage.
- Kapinus is fourth in the nation in steals and leads the Big Ten in steals per game (3.5) while also and 18th in rebounding.
- She has scored in double-figures in four games, pulled down at least seven rebounds in four contests and gotten at least three steals five times.
- She racked up nine steals in the win over Fairfield along with 11 points and eight boards.
- Against Fresno State, she produced 12 points, six steals and five assists.
- After redshirting the 2019-20 season, Leilani Kapinus earned All-Big Ten Freshman-Team honors last years.

THE OPPOSITION

Scouting Minnesota

- Are 4-3 to start the year, having dropped three games (71-65 at North Dakota State, Nov. 17, 73-70 at Virginia, last Friday, and 63-59 at home to Wake Forest, this Wednesday).
- Have been the second-best rebounding team in the league, averaging 45.1 boards (15.6 offensive) per game.
- Returned only three letterwinners and no starters from last year's squad that went 15-18 and finished tied for ninth in the conference (7-11).
- Sophomore forward Alanna Micheaux has registered the most double-doubles (four) in the Big Ten and averages 13.3 points and 8.4 rebounds per game.
- One of four players to average double-digit points, freshman guard Mara Braun leads the team in scoring (19.7).

Against The Gophers

- Penn State has the edge in the series, 29-23.
- Minnesota has had the edge as of late with eight wins in the last nine contests.

BY THE NUMBERS

	Penn State	Minnesota
Scoring Offense	74.4	75.6
Scoring Defense	59.0	66.3
Field Goal Pct.	45.0	41.3
Field Goal Pct. Defense	38.4	39.4
Free Throw Pct.	71.8	66.3
3FG Made Per Game	5.4	6.1
3FG Pct.	31.9	29.9
3FG Pct. Defense	28.6	27.2
Rebounding	39.9	45.1
Rebounding Allowed	33.0	39.7
Assists	16.1	16.3
Turnovers	17.6	15.3
Assist/Turnover Ratio	0.9	1.1
Steals	13.1	10.0
Blocks	1.8	2.9

INSIDE THE SERIES

Overall:	29-23
Last Meeting:	2/27/22
Current Streak:	L2
At Home:	18-8
Away:	9-13
Neutral Site:	2-2

Last Five Meetings:

12/28/19	H	L, 74-81
3/4/20	N	L, 65-85
1/10/21	H	W, 69-60
1/25/21	H	L, 76-85
2/27/22	H	L, 83-94

- Kapinus averaged 9.6 points and 5.7 rebounds per game, tallied 46 assists, 33 blocks and 59 steals, shot 43 percent from the floor and collected 16 double-figure games (two with 20+ points and three double-doubles)
- She was one of eight Division I players with 30+ blocks and 55+ steals.
- She ranked third in the Big Ten in blocks per game (1.14), third in the Big Ten in steals per game (2.03) and fourth in total steals (59)
- She led Big Ten freshmen in steals, sitting 13th among all Division I freshmen and held second among Big Ten freshmen in blocks, ranking 13th among all Division I freshmen.

INSTANT IMPACT FROM CIEZKI

- Shay Ciezki has made an instant impact as a freshman.
- After coming off the bench in the opener, Ciezki has started every game since.
- In 173 minutes of action as the main ballhandler after Marisa, she has committed just 11 turnovers with 21 assists.
- She was pivotal in the team's 21-point comeback against Syracuse, scoring 16 of her 18 points during the team's second half rally.
- She followed the game with 16 points and three assists with two three-points against Toledo.
- She notched her first double-digit scoring performance against Youngstown State with 16 points along with five rebounds and three assists.
- She produced her first collegiate basket as part of a seven-point, four-rebound and two-steal performance against Fairfield.

A COMEBACK FOR THE AGES

- Penn State recorded its largest comeback in program history against Syracuse, bouncing back from a 21-point deficit three minutes into the third quarter to win 82-69.
- The previous school record for a comeback was 17 against Wisconsin (W, 58-56 in overtime on Jan. 22, 2009, trailed 24-41 with 10:21 remaining in the second half).
- The 21-point comeback is tied for the second largest in Big Ten history (Nebraska over Creighton, Dec. 6, 2015).
- Penn State was able to cut the deficit to 10 (55-45) at the end of the third and then took over in the fourth quarter, outscoring the Orange 37-14 to hand them their first loss of the season.
- Makenna Marisa and Shay Ciezki scored 13 points apiece to lead the charge for Penn State in the fourth quarter.
- The duo combined for 9-of-14 shooting, highlighted by a 3-for-5 mark beyond the arc by Ciezki.
- Chanaya Pinto pulled down six rebounds in the fourth quarter, which was three more than Syracuse had as a team.
- Alli Campbell had a pair of steals to account for two of the Orange's five turnovers.
- The Lady Lions didn't commit a turnover in the quarter and held the Orange off the free-throw line.
- They also dished out eight assists on their 13 field goals while shooting 65 percent from the field.
- The 37 points in the fourth is the third-most scored in a quarter, two off the school record (Michigan State, Jan. 17, 2016 and Saint Peter's, Nov. 13, 2016).
- The Lady Lions went 13-20 (65%) from the field in the final quarter, including 7-15 (46.7%) from three.
- In the third quarter, Penn State went 8-16 from the field and 4-8 from three.
- Penn State got 20 bench points in the second half with none by Syracuse and had a 13-1 fast break, 19-5 second chance points and 27-11 rebounding advantages in the last two quarters.
- Marisa led all players in scoring in the game with 22 points while adding eight rebounds and seven assists.
- Johnasia Cash just missed a double-double as she led all players with 12 rebounds in addition to her nine points.

MEDIA INFORMATION**KIEGER AVAILABILITY**

All interview requests for head coach Carolyn Kieger should be directed to Korey Blucas (kvb5992@psu.edu) in the Strategic Communications Office. Coach Kieger will hold weekly press conferences during the season. A schedule is available by contacting the Strategic Communications Office. Coach Kieger will not be available on game day prior to tip-off. Postgame press conferences will be held after each game, home and away.

PLAYER INTERVIEWS

All student-athlete interviews must be arranged through Korey Blucas at least 72 hours in advance. Interviews will not be granted on game day prior to tip-off. Player phone numbers will not be released. Following games, requested Penn State student-athletes will be available in the BJC Green Room after home games. The Penn State locker room is closed.

CREDENTIALS

Single game press credentials are issued to accredited members of the working media only. Requests for credentials should be directed to Korey Blucas at least one week in advance of each game. Press credentials can be picked up at Media Will Call, which is located at the Media/Team entrance, on the south side of the Bryce Jordan Center, across from the Panzer Lacrosse Stadium.

PHOTOGRAPHERS

A photo pass must be issued to gain access courtside in the Bryce Jordan Center. Please contact Korey Blucas one week in advance for photo passes. Courtside photographers must follow NCAA guidelines.

RADIO NETWORKS

The Penn State Sports Network originates from the first row of Booth C23 in the press area. Visiting radio stations are located on the first row of Booth C21 in the press area. Visiting radio is provided Ethernet, POTS and ISDN connections.

PRESS ROW SEATING

The press seating area is located atop section 122 and 123 of the Bryce Jordan Center. Please allow several minutes when taking the elevator to the press room or media seating areas.

GAME NOTES

Game notes will be provided at least 24 hours in advance of each game. Penn State, Big Ten and opposing team game notes will be available in the Media Central Box folder. If you would like to receive game notes via email, please contact Korey Blucas in the Strategic Communications office.

NONCONFERENCE HOME WINNING STREAK

- Penn State had a 14-game non-conference home winning streak, the fourth-longest in program history, end Thursday against Virginia.
- The streak began Dec. 3, 2019 with a 78-73 win over Pitt in the Big Ten/ACC Challenge and had one more win that season, 88-65 over Sacred Heart.
- The Lady Lions racked up three-straight of these victories in the 2020-21 season: 84-65 over Coppin State, 87-54 against Saint Francis (Pa.) and 70-69 over Rhode Island.
- Penn State went 4-4 last year in Bryce Jordan Center: 85-66 over LIU, 83-69 against Rider, 120-51 versus Rider and 78-58 over Youngstown State.

Non-Conference Home Court Winning Streaks

<i>G</i>	<i>Began</i>	<i>Ended</i>	<i>Team That Ended Streak</i>
16	12/22/05	12/6/08	Dayton, 66-67
15	12/28/10	11/17/13	Connecticut, 52-71
15	12/12/84	12/11/87	Virginia, 54-59
14	12/22/19	11/30/22	Virginia, 89-68
12	12/0/91	2/16/93	Vanderbilt, 57-66
11	12/12/15	3/19/17	Virginia Tech, 55-64 %
11	1/24/78	1/6/79	Texas, 69-76
10	11/15/02	12/21/03	Louisiana Tech, 84-87
10	12/19/81	1/30/83	Tennessee, 60-75

EXPERIENCED NEW FACES

- Penn State has seven newcomers on the team with four players with Division I experience: Chanaya Pinto (Oregon), Taniyah Thompson (East Carolina), Alexa Williamson (Temple) and Johnasia Cash (Penn State and SMU).
- Thompson was named the American Athletic Conference's Most Improved Player and all-conference first-team.
- She notched 1,189 points, 230 rebounds, 81 assists and 120 steals as a Pirate.
- Last year she averaged 18.5 points per game, ranking second in the AAC, and 4.3 rebounds per game, collected 36 assists and 43 steals and ranked in the conference in field goals made (199) and ranked eighth in free-throw percentage (78.4).
- She had 27 games scoring in double-figures, including 12 games with 20+ points and a career-high 31 points against UNC Wilmington
- Williamson was a three-year starter and four-year letterwinner for the Owls.
- She collected 788 points, 504 rebounds and 92 blocks while shooting 44.5 percent from the floor.
- Pinto played all 30 games for the Ducks last year and tallied 86 points, 73 rebounds, 19 assists and 18 steals, while averaging 11.4 minutes per game.
- Prior to Oregon, she led Northwest Florida State College to its first ever NJCAA Women's Basketball National Championship as a sophomore and earned second-team All-America honors.
- Cash returns to the Lady Lions after sitting out last season.
- In 2020-21, she was named all-Big Ten Second-Team (media) after averaging 13.7 points per game and a team-best 8.8 rebounds per game while shooting 47.1 percent from the field.
- She ranked in the league third in rebounds per game (8.8), fourth in double-doubles (10) and eighth in blocks (26).

FACING HER ALMA MATER

- Assistant coach Sharnee Zoll-Norman faced her alma mater, Virginia, this Thursday.
- Zoll-Norman coached against the Cavaliers last year with Rhode Island, an 80-76 Virginia victory on Nov. 26 in Charlottesville.
- A 2008 graduate and three-time team captain, she was a 1,000-point scorer and started every game of her career.
- She's the only woman in ACC history to record at least 200 assists in three straight seasons and broke the ACC and Virginia record with 785 career assists, both previously held by Dawn Staley.
- She earned All-ACC Third-Team honors in 2005-06 and 2007-08.
- In program history, she currently ranks third in career games played (134), seventh in steals (234).

NATIONAL POLLS

AP TOP 25 (Week 3)

Rank	Team	Record	Pts.	Prev.
1.	South Carolina (30)	6-0	725	1
2.	Stanford	8-1	687	2
3.	UConn	5-0	676	3
4.	Ohio State	6-0	605	4
5.	Indiana	7-0	587	6
6.	North Carolina	6-0	577	8
7.	Notre Dame	6-0	565	7
8.	Iowa State	5-1	492	5
9.	Virginia Tech	6-0	457	11
10.	Iowa	5-2	435	9
11.	LSU	7-0	412	12
12.	NC State	6-1	408	13
13.	Creighton	6-0	351	16
14.	Arizona	6-0	350	15
15.	UCLA	7-0	281	20
16.	Utah	6-0	280	17
17.	Michigan	7-0	265	22
18.	Louisville	5-2	262	10
19.	Oregon	5-1	198	18
20.	Maryland	6-2	166	14
21.	Baylor	5-2	127	21
22.	Texas	3-3	126	19
23.	Gonzaga	5-1	85	NR
24.	Marquette	6-1	64	NR
25.	Villanova	6-1	61	23

Others receiving votes: Oklahoma 50, South Dakota State 37, Arkansas 36, Kansas State 25, Kansas 17, Tennessee 12, **Virginia 2**, Duke 2.

COACHES POLL (WEEK 3)

Rank	Team	Record	Pts.	Prev.
1.	South Carolina (32)	6-0	800	1
2.	Stanford	8-1	761	2
3.	Connecticut	5-0	743	3
4.	Indiana	7-0	683	5
5.	Ohio St.	6-0	632	6
6.	North Carolina	6-0	613	10
7.	Notre Dame	6-0	571	07
8.	Iowa State	5-1	562	4
9.	Virginia Tech	6-0	556	9
10.	Iowa	5-2	484	8
11.	NC State	6-1	447	11
12.	Louisiana State	7-0	443	13
13.	Arizona	6-0	383	14
14.	Creighton	6-0	373	15
15.	Louisville	5-2	358	12
16.	Utah	6-0	294	19
17.	UCLA	7-0	270	21
18.	Texas	3-3	246	16
19.	Oregon	5-1	237	18
20.	Michigan	7-0	215	23
21.	Maryland	6-2	157	17
22.	Baylor	5-2	132	20
23.	Oklahoma	5-1	131	22
24.	Marquette	6-1	92	25
25.	Gonzaga	6-1	63	NR

Others receiving votes: Tennessee 45; Villanova 32; Florida Gulf Coast 30; Arkansas 21; Kansas State 14; Massachusetts 4; South Dakota State 3; DePaul 3; South Florida 1; **Nebraska 1.**

MISCELLANEOUS STATISTICS

Games Led Penn State in Scoring*	
Marisa.....	5
Williamson.....	3
Ciezki.....	1
Kapinus.....	1
Games Led Penn State in Rebounds*	
Cash.....	5
Kapinus.....	2
Marisa.....	1
Games Led Penn State in Assists*	
Marisa.....	5
Kapinus.....	4
Ciezki.....	3
Camden.....	1
Pinto.....	1
Games Double-Figure Scoring	
Marisa.....	7
Kapinus.....	4
Ciezki.....	4
Williamson.....	3
Pinto.....	2
Brigham.....	1
Campbell.....	1
Thompson.....	1
Games With 20 or more Points	
Marisa.....	3
Kapinus.....	1
Williamson.....	1
Games With 30 or more Points	
Games With 10 or more Rebounds	
Cash.....	3
Marisa.....	1
Games With 5 or more Assists	
Marisa.....	3
Kapinus.....	2
Games With 10 or more Assists	
Marisa.....	1
Games With 5 or more Steals	
Kapinus.....	2
Campbell.....	1
Marisa.....	1
Double-Doubles	
Marisa.....	2
Triple-Doubles	

* - includes tied for the team lead

PENN STATE WHEN...

LADY LIONS...

Played at home	5-1	By Time	
Played on the road	0-0	Day Game (before 5 p.m. local)	2-0
Played at a neutral location	2-0	Night Game	5-1
vs. Top 10 teams	0-0	By Month	
vs. Top 25 teams	0-0	November	7-1
Games decided by 3 points or less	1-0	By Day	
Games decided by 4-10 points	1-0	Sunday	0-0
Games decided by 11-19 points	3-0	Monday	1-0
Games decided by 20 points or more	2-1	Tuesday	1-0
		Wednesday	1-1
Led at the half	6-0	Thursday	0-0
Trailed at the half	1-1	Friday	3-0
Was tied at the half	0-0	Saturday	1-0
Went to overtime	0-0	Vs. The Conferences	
Went to double overtime	0-0	ACC	1-1
Scored 90 or more points	1-0	America East	1-0
Scored 80-89 points	1-0	Horizon League	1-0
Scored 70-79 points	2-0	MAAC	1-0
Scored 60-69 points	3-1	MAC	1-0
Scored 50-59 points	0-0	MEAC	1-0
Scored fewer than 50 points	0-0	MWC	1-0
Allowed 90 or more points	0-0		
Allowed 80-89	0-1		
Allowed 70-79	0-0		
Allowed 60-69	3-0		
Allowed 50-59	2-0		
Allowed fewer than 50 points	2-0		
Shot 50% or more	1-0		
Shot 40-49%	5-1		
Shot 30-39%	1-0		
Shot under 30%	0-0		
Allowed 50% or more	1-0		
Allowed 40-49%	1-1		
Allowed 30-39%	3-0		
Allowed under 30%	2-0		
Shot better from the field	5-0		
Shot same/worse from the field	2-1		
Shot better from the FT line	6-0		
Shot same/worse from the FT line	1-1		
Outrebounded opponents	6-0		
Was outrebounded	1-1		
Tied opponent in rebounding	0-0		
Committed fewer turnovers	6-1		
Committed more turnovers	1-0		
Turnovers are even	0-0		
Committed 15 or more turnovers	5-0		
Committed 14 or less turnovers	2-1		
Records 7 or more steals	7-1		
Records 6 or less steals	0-0		
PSU wins the tip	6-1		
Opponent wins the tip	1-0		

BIG TEN STANDINGS

(as of 12/1/22)

	Big Ten		Overall	
	W-L	Pct.	W-L	Pct.
Indiana	0-0	.000	8-0	1.000
Michigan	0-0	.000	8-0	1.000
Ohio State	0-0	.000	7-0	1.000
Illinois	0-0	.000	7-1	.875
Penn State	0-0	.000	7-1	.875
Purdue	0-0	.000	7-1	.875
Maryland	0-0	.000	7-2	.778
Michigan St.	0-0	.000	6-3	.667
Iowa	0-0	.000	5-3	.625
Nebraska	0-0	.000	5-3	.625
Minnesota	0-0	.000	4-3	.571
Northwestern	0-0	.000	4-3	.571
Rutgers	0-0	.000	4-5	.444
Wisconsin	0-0	.000	3-6	.333



This Week Around the BIG

Saturday, 12/3

Penn State at Minnesota. 8:30 pm

Sunday, 12/4

Ohio State at Rutgers. noon
 Nebraska at Maryland. 1 pm
 Northwestern at Michigan. 2 pm
 Iowa at Wisconsin. 2 pm
 Illinois at Indiana. 2 pm

Monday, 12/5

Purdue at Michigan State. 7 pm

BIG Media Services

Big Ten Weekly Release/Statistics

The Big Ten Conference women's basketball release, with standings and statistics, is available at www.bigten.org.

Big Ten Player of the Week

The Big Ten Conference announced Players of the Week every Monday during the regular season.

Big Ten Tournament

The 2022 Big Ten Women's Basketball Tournament is scheduled for March 1-5 at Target Center in Minneapolis, Minn. For media credential information, contact the Big Ten Conference office at (847) 696-1010 ext. 146.

THE LAST TIME...

SCORING

Player scored 20 points: Makenna Marisa (22); Syracuse, 11/21/22
 Player scored 25 points: Makenna Marisa (28); Minnesota, 2/27/22
 Player scored 30 points: Makenna Marisa (32); at Michigan State, 2/21/22
 Player scored 35 points: Kamaria McDaniel (35); at Purdue, 1/26/20
 Player scored 40 points: Kamaria McDaniel (40); Pittsburgh, 12/5/19
Two players w/ 20 points: Makenna Marisa (21) and Leilani Kapinus (21); Youngstown State, 11/15/22
Three players w/ 20 points: Ali Brigham (23), Niya Beverley (20), Makenna Marisa (20); Rider, 11/11/21
Two players w/ 25 points: Kamaria McDaniel (27) & Siyeh Frazier (25); at Michigan State, 3/1/20
Player scored 25 points/3 consecutive games: Makenna Marisa 27, Nebraska, 2/3/22; 25, Northwestern, 2/6/22; 31, at Purdue, 2/9/22
Five in double figures: Delaware State, 11/16/21
 Makenna Marisa (30), Niya Beverley (17), Tova Sabel (17), Anna Camden (14), Shay Hagans (12)
Six in double figures: at Oakland, 11/18/10
 Alex Bentley (15), Ariel Edwards(16), Zhaque Gray (16) , Maggie Lucas (13), Mia Nickson (10), Gizelle Studevent (10), Julia Trogele(10)
Seven in double figures: at Oakland, 11/18/10
 Alex Bentley (15), Ariel Edwards (16), Zhaque Gray (16), Maggie Lucas (13), Mia Nickson (10), Gizelle Studevent (10), Julia Trogele(10)

PSU scored 30 points in a quarter: 37 (4th); Syracuse, 11/21/22
PSU scored 50 points in a half: 59 (2nd); Syracuse, 11/21/22
 PSU scored 55 points in a half: 55 (2nd); Minnesota, 2/27/22
 PSU scored 60 points in a half: 64 (2nd); Delaware State, 11/16/21
 PSU scored 50 points in both halves: 56 (1st)/64 (2nd); Delaware State, 11/16/21
 PSU scored 55 points in both halves: 56 (1st)/64 (2nd); Delaware State, 11/16/21
 PSU scored fewer than 20 points in a half: 19 (2nd); at Indiana, 12/6/21
 PSU scored fewer than 15 points in a half: 11 (1st & 2nd); at Rutgers, 3/2/22
 PSU scored 100 points: 120; Delaware State, 11/16/21
 PSU scored 100 points in Big Ten game: 101; Illinois, 2/15/01
 PSU scored 100 points in a home game: 120; Delaware State, 11/16/21
PSU scored 90 points: 93; Bryant, 11/18/22
 PSU scored fewer than 50 points in a game: 40; at Indiana, 12/6/21
 PSU scored fewer than 50 points in a Big Ten game: 39; at Rutgers, 2/6/20
 PSU scored fewer than 40 points in a game: 39; at Rutgers, 2/6/20
 OPP scored 50 points in a half: 56 (2nd); Minnesota, 2/27/22
 OPP scored 100 points: 107; Iowa, 1/25/22
 OPP scored 100 points in Big Ten game: 107; Iowa, 1/25/22
 OPP scored fewer than 50 points in a game: 48; Rutgers, 12/9/21
 OPP scored fewer than 50 points in a Big Ten game: 48; Rutgers, 12/9/21
OPP scored 40 or fewer points in a game: 33; Bryant, 11/18/22
 OPP scored 30 or fewer points in a game: 28; Virginia Tech, 12/6/11
 OPP scored 20 or fewer points in a game: 16; at Fairleigh Dickinson, 3/6/71

FIELD GOAL SHOOTING

Player made every shot from the field (min. 7): Amanda Brown (8-8); Michigan State, 1/25/07
PSU shot 50% or better in a game: .525; Fairfield, 11/11/22
 PSU shot 55% or better in a game: .592; Maryland, 1/30/22
 PSU shot 50% or better in consecutive games: .562 vs. Delaware State, 11/16/21 & .532 vs. Rider, 11/11/21
 PSU shot 55% or better in consecutive games: .682; vs. Northwestern, 3/2/96 & .585; vs. Ohio State, 3/3/96
 PSU shot 60% in a game: .611; Illinois, 2/20/13
 PSU shot below 30% in a game: .292; #24 Cal, 11/11/18
 PSU shot below 25% in a game: .237; at Rutgers, 3/2/22
 PSU shot below 35% in a game and won: .333; at Towson, 11/5/19
 PSU shot below 30% in a game and won: .288; Wake Forest, 11/30/17
 PSU shot 70% in a half: .714 (2nd); Virginia Tech, 12/6/11
 PSU shot 65% in a half: .654 (2nd); Maryland, 1/30/22
 PSU shot 60% in a half: .654 (2nd); Maryland, 1/30/22
PSU shot 55% in a half: .571 (1st); vs. Fresno State, 11/26/22
 PSU shot 55% in both halves: .556 (1st) & .576 (2nd); Saint Francis, 11/30/20
 PSU shot below 25% in a half: .217 (1st); Rutgers, 2/28/21
 PSU shot below 20% in a half: .186 (2nd); at Rutgers, 3/2/22

THREE-POINT SHOOTING

Player made every shot from the field (min. 4): Anna Camden (4-4); Fordham, 11/13/19
 Player made 5 three-pointers in a game: Makenna Marisa (5); vs. Delaware State, 11/16/21
 Player made 6 three-pointers in a game: Maddie Burke (6); vs. Michigan State, 3/10/21
 Player made 7 three-pointers in a game: Maddie Burke (7); Maryland, 12/31/20
 Player made 8 three-pointers in a game: Maggie Lucas (8); at Nebraska, 3/3/13
Player made 4 three-pointers in a half: Shay Ciezki (4, 2nd); Syracuse, 11/21/22
 Player made 5 three-pointers in a half: Maddie Burke (5, 1st); at Iowa, 2/18/21
 Player made 6 three-pointers in a half: Jaida Travascio-Green (6, 2nd); Drexel, 11/12/17
 Player attempted 10 three-pointers in a game: Makenna Marisa (11); at Duquesne, 12/18/21
 PSU made 10 three-pointers: 12; Nebraska, 2/17/22

PSU did not make a three-pointer: at Maryland (0-5), 2/23/15
PSU attempted 20 three-pointers: 23; Virginia, 11/30/22
 PSU attempted 25 three-pointers: 25; Norfolk State, 11/9/22
 PSU attempted 30 three-pointers: 30; Nebraska, 2/17/22
 PSU shot 60% 3FG (min. 5 att.): .636 (7-11); at Northwestern, 2/17/16

FREE THROW SHOOTING

Player made every shot from FT line (min. 10): Makenna Marisa (10-10); at Northwestern, 1/20/22
 PSU shot 100% (min. 10 att.): 1.000 (14-14); at Northwestern, 1/20/22
 PSU shot below 50% (min. 10 att.): .462 (6-13); at Rutgers, 3/2/21
 PSU made 30 free throws: 37; Saint Francis, 11/8/13
 PSU made fewer than five FTs: 0; at Indiana, 12/6/21
 PSU attempted 40 free throws: 40; Pittsburgh, 12/5/19
 PSU attempted fewer than five FTs: 0; at Indiana, 12/6/21

REBOUNDS

Player had 15 rebounds: Johnasia Cash (19); Nebraska, 2/4/21
 Player had 20 rebounds: Nikki Greene (20); at Cal State Northridge, 11/24/12
 Two players w/ 10-plus rebounds: at Syracuse, 12/6/20; Makenna Marisa (11) & Johnasia Cash (10)
 Three players w/ 10-plus rebounds: Northwestern, 12/31/15; Candice Agee (13), Peyton Whitted (13), Kaliyah Mitchell (11)
 PSU had 60 rebounds: 62; Northwestern, 12/31/15
PSU had 50 rebounds: 55; Bryant, 11/18/22
 PSU had 20 or fewer rebounds: 18; Michigan State, 1/27/22
 PSU had 25 offensive rebounds: 25; at Iowa, 2/18/21
PSU had 20 offensive rebounds: 22; Bryant, 11/18/22
OPP had 20 or fewer rebounds: 19; Bryant, 11/18/22

BLOCKED SHOTS

Player blocked 5 shots: Anna Camden (7); at Michigan State, 2/21/22
 Anna Camden (7); at Michigan State, 2/21/22
 Player blocked 7 shots: Anna Camden (7); at Michigan State, 2/21/22
 PSU blocked 10 or more shots: 10, vs. Youngstown State, 12/13/21
 PSU blocked 0 shots: at Minnesota, 1/10/21

ASSISTS

Player had 10 assists: Makenna Marisa (10); Fairfield, 11/11/22
 Player had 15 assists: Alex Bentley (15); North Carolina, 11/30/11
 Player had 10 assists/consecutive games: Helen Darling at LaSalle, 12/8/99 (12), vs. Auburn, 12/11/99 (11), vs. Clemson, 12/19/99 (10)
 PSU had 20 assists: 20; at Boston College, 12/2/21
 PSU had 25 assists: 37; Delaware State, 11/16/21
 PSU had 30 assists: 37; Delaware State, 11/16/21
 PSU had fewer than 10 assists: 8; at Rutgers, 3/2/22
 PSU had fewer than 5 assists: 4; at St. Bonaventure, 12/12/15

STEALS

Player had 7 steals: Leilani Kapinus (9); Fairfield, 11/11/22
 Player had 10 steals: Makenna Marisa (10); Delaware State, 11/16/21
 PSU had 20 steals: 25; Delaware State, 11/16/21

TURNOVERS

PSU committed 20 or more: 23; Youngstown State, 11/15/22
 PSU committed 30 or more: 38; Rutgers, 1/10/15
PSU committed 20 or more and won: 23; Youngstown State, 11/15/22
 PSU committed 10 or fewer: 10; at Rutgers, 3/2/22
 PSU committed 5 or fewer: 3; Wisconsin, 2/17/21
 PSU committed 10 or fewer in consecutive games: at Illinois (10), 1/28/21; at Purdue (9), 1/31/21, Nebraska (9), 2/4/21, Wisconsin (3), 2/7/21
 PSU committed 10 or fewer in three-straight games: at Illinois (10), 1/28/21; at Purdue (9), 1/31/21, Nebraska (9), 2/4/21, Wisconsin (3), 2/7/21
 PSU committed 10 or fewer in four-straight games: at Illinois (10), 1/28/21; at Purdue (9), 1/31/21, Nebraska (9), 2/4/21, Wisconsin (3), 2/7/21

OPP committed 25 or more: 34; vs. Fresno State, 11/26/22

THE LAST TIME...

DOUBLE-DOUBLES

Points & rebounds: Makenna Marisa (24 p, 11 r); Norfolk State, 11/9/22
 Points & rebounds/consecutive games: Johnasia Cash
 Minnesota 1/25/21 (22 p, 15 r); at Illinois, 1/28/21 (14 p, 10 r); at Purdue, 1/31/21 (28 p, 12 r);
 Nebraska, 2/4/21 (27 p, 19 r)
 Points & rebounds/3 consecutive games: Johnasia Cash
 Minnesota 1/25/21 (22 p, 15 r); at Illinois, 1/28/21 (14 p, 10 r); at Purdue, 1/31/21 (28 p, 12 r);
 Nebraska, 2/4/21 (27 p, 19 r)
 Points & rebounds/4 consecutive games: Johnasia Cash
 Minnesota 1/25/21 (22 p, 15 r); at Illinois, 1/28/21 (14 p, 10 r); at Purdue, 1/31/21 (28 p, 12 r);
 Nebraska, 2/4/21 (27 p, 19 r)
 Points & rebounds/5 consecutive games: Angie Potthoff
 vs. Northwestern, 1/31/97; at Illinois, 2/2/97; Michigan, 2/7/97; Indiana, 2/9/97; Iowa, 2/16/97;
 Michigan State, 2/21/97
 Points & assists: Makenna Marisa (14 p, 10 a); Fairfield, 11/11/22
 Points & assists/consecutive games: Helen Darling
 at La Salle, 12/8/99 (12 p, 12 a), vs. Auburn, 12/11/99 (10 p, 11 a)
 Points & Steals: Makenna Marisa (30 p, 11 a, 10 s); Delaware State, 11/16/21
 Two players had double-doubles: Coppin State, 11/25/20
 Anna Camden (13 p, 10 r) & Kelly Jekot (11 p, 11 r)
 Three players had double-doubles: Ohio State, 2/20/12
 Nikki Greene (25 p, 15 r), Mia Nickson (18 p, 15 r), Maggie Lucas (12 p, 10 r)
 15 points & 15 rebounds: Johnasia Cash (22 p, 16 r); Minnesota, 1/25/21
 20 points and 10 rebounds: Leilani Kapinus (23 p, 12 r); at Rutgers, 2/13/21
 Triple-Double: Makenna Marisa (30 p, 11 a, 10 s); Delaware State, 11/16/21
 Triple-Double with Steals: Makenna Marisa (30 p, 11 a, 10 s); Delaware State, 11/16/21
 Triple-Double with 30+ points: Makenna Marisa (30 p, 11 a, 10 s); Delaware State, 11/16/21

MARGIN OF VICTORY

PSU won by 20-30 points: Fairfield (28), 11/11/22
 PSU won by 31-40 points: Delaware State (69), 11/16/21
 PSU won by 41-50 points: Delaware State (69), 11/16/21
 PSU won by 51+ points: Bryant (63), 11/18/22
 PSU won by 20-29 points in a Big Ten game: Wisconsin (24), 2/7/21
 PSU won by 30-39 points in a Big Ten game: Wisconsin (30), 1/16/17
 PSU won by 40+ points in a Big Ten game: Wisconsin (44), 1/17/13
 PSU won consecutive Big Ten games by 20+ pts.:
 Wisconsin (44), 1/17/13; Nebraska (22), 1/13/13; at Michigan State (21), 1/6/13
 PSU lost by 20-29 points: Virginia (21), 11/30/22
 PSU lost by 30+ points: at Indiana (30), 12/6/21
 PSU lost by 20-29 points in a Big Ten game: at Ohio State (23), 2/24/22
 PSU lost by 30+ points in a Big Ten game: at Indiana (30), 12/6/21

MISCELLANEOUS

Led PSU in points/rebounds/assists: Makenna Marisa (24 p, 11 r, 4 a); Norfolk State, 11/9/22
 Scored game-winning points w/ less than 10 seconds: Makenna Marisa; Rhode Island, 12/3/20
 Down 69-68; Hit layup at the buzzer
 Hit game-winning field goal w/ less than 10 seconds: Makenna Marisa; Rhode Island, 12/3/20
 Down 69-68; Hit layup at the buzzer
 Player played every minute: Makenna Marisa (40); at Northwestern, 1/20/22
 Player played more than 40 minutes: Teniya Page (42); Ohio State, 1/17/19
 Player scored 20+ points in a half: Makenna Marisa (20); Minnesota, 2/27/22
 Committed 10 or fewer fouls: Maryland (9), 1/30/22
 Committed 30 or more fouls: at Indiana (33), 12/31/18
 Syracuse, 11/21/22
PSU rallied from a 10-pt. deficit to win:
 Down 21 at 6:50 in 3rd quarter -- won 82-69
 Syracuse, 11/21/22
PSU rallied from a 15-pt. deficit to win:
 Down 21 at 6:50 in 3rd quarter -- won 82-69
 Northwestern; 2/6/22
 OPP rallied from a 10-pt. deficit to beat PSU:
 PSU led by 10 at 9:48 in 2nd quarter -- Northwestern won, 78-72
 OPP rallied from a 15-pt. deficit to beat PSU:
 George Mason, 11/24/19
 PSU led by 15 at 8:29 in 3rd quarter -- George Mason won, 78-68
PSU had a 5-game winning streak:
 11/9/22 - 11/26/22 (Seven Games)
 PSU had a 10-game winning streak:
 12/9/12 - 1/27/13 (11 Games)
 PSU had a 5-game losing streak:
 1/23/22 - 2/13/22 (8 Games)
 PSU went undefeated at home:
 14-0; 2012-13 season
 PSU sold out the BJC:
 Purdue, 2/29/04



2022-23 Penn State Women's Basketball Roster

No.	Name	Class	Pos.	Ht.	Hometown	High School (Previous School)
0	Ivane Tensaie	So.	G	5-7	Roseville, Minn.	Concordia Academy (North Dakota School of Science)
1	Ali Brigham	Jr.	F	6-4	Franklin, Mass.	Franklin
2	Aicha Dia	Fr.	F	6-1	Montreal, Quebec, Canada	Dawson College
3	Ymke Brouwer	R-Fr.	G	6-0	Zurich, Switzerland	United School of Sports
4	Shay Ciezki	Fr.	G	5-7	Lancaster, N.Y.	St. Mary's
5	Leilani Kapinus	R-So.	G	5-10	Madison, Wis.	James Madison Memorial
10	Chanaya Pinto	Sr.	F	6-1	Maputo, Mozambique	Escola Secundaria De Carcavelos (Oregon/Northwest Florida State College)
11	Anna Camden	Sr.	F	6-3	Downingtown, Pa.	The Shipley School
12	Kayla Thomas	So.	F	6-3	Beltsville, Md.	Emerge Christian Academy
20	Makenna Marisa	Sr.	G	5-11	McMurray, Pa.	Peters Township
22	Alli Campbell	R-So.	G	6-0	Altoona, Pa.	Bellwood-Antis (Notre Dame)
23	Tanyiah Thompson	Sr.	G	5-11	Hamden, Conn.	Hamden (East Carolina)
24	Alexa Williamson	Gr.	F	6-2	Houston, Pa.	Chartiers-Houston (Temple)
33	Johnasia Cash	Gr.	F	6-3	McKeesport, Pa.	McKeesport (SMU)

Head Coach: Carolyn Kieger (Marquette '06), 4th season

Assistant Coaches: Terri Williams (Penn State '91), Sharnee Zoll-Norman (Virginia '08), Maggie Lucas (Penn State '14), 1st season

Director of Basketball Operations: Pam Brown (Charlotte '06), 4th season

Chief of Staff: MaryLynne Schaefer (Hartford '09), 4th season

Director of Video and Analytics: Eric Gracia (Texas-Pan American, '13), 2nd season

Director of Player Development: Natisha Heideman (Marquette '19), 1st season

Graduate Assistants: Amari Boyd (Penn State '19), 2nd season, Courtney Roman (Penn State '22), 1st season

Athletic Trainer: Claire Peters (Northern Arizona '11), 2nd season

Performance Enhancement Coach: Rhian Davis (Florida '08), 4th season

PRONUNCIATIONS

Ymke Brouwer
Johnasia Cash
Shay Ciezki
Aicha Dia
Leilani Kapinus
Makenna Marisa
Chanaya Pinto
Tanyiah Thompson

em-kay
 John-asia
 Shay Ches-kee
 Eye-sha Dee-uh
 Lay-lon-ee
 ma-REE-suh
 Sha-Ni-Uh Pin-to
 Tah-ni-uh Thompson

Coaches
 Carolyn **Kieger**

KEY-grr

GAME 9 | PENN STATE AT MINNESOTA | DECEMBER 3, 2022 | WILLIAMS ARENA



0 | IVANE TENSAIE

G | So. | 5-7
Roseville, Minn.



1 | ALI BRIGHAM

F | Jr. | 6-4
Franklin, Mass.



2 | AICHA DIA

F | Fr. | 6-1
Montreal, Quebec, Canada



3 | YMKE BROUWER

F | R-Fr. | 6-0
Zurich, Switzerland



4 | SHAY CIEZKI

G | Fr. | 5-7
Lancaster, N.Y.



5 | LEILANI KAPINUS

G | R-So. | 5-10
Madison, Wis.



10 | CHANAYA PINITO

G | Sr. | 6-1
Maputo, Mozambique



11 | ANNA CAMDEN

F | Sr. | 6-3
Downingtown, Pa.



12 | KAYLA THOMAS

F | So. | 6-3
Beltsville, Md.



20 | MAKENNA MARISA

G | Sr. | 5-11
McMurray, Pa.



22 | ALLI CAMPBELL

G | R-So. | 5-11
Altoona, Pa.



23 | TANIYAH THOMPSON

G | Sr. | 5-11
Hamden, Conn.



24 | ALEXA WILLIAMSON

F | Gr. | 6-2
Houston, Pa.



33 | JOHNASIA CASH

F | Gr. | 6-3
McKeesport, Pa.



CAROLYN KIEGER

Assistant Coach
Fourth Season
Marquette '06



TERRI WILLIAMS

Assistant Coach
First Season
Penn State '91



SHARNEE ZOLL-NORMAN

Assistant Coach
First Season
Virginia '08



MAGGIE LUCAS

Assistant Coach
Third Season
Penn State '14

HEAD COACH CAROLYN KIEGER

Fourth Season • Marquette '06

Overall Career Record: 133-122

Penn State Record: 34-57

Carolyn Kieger (pronounced KEY-grr) enters her fourth season at the helm of the Lady Lions for the 2022-23 season. Former Penn State and Vice President of Athletics Sandy Barbour announced the selection of Kieger as the sixth head coach of the women's basketball program on April 3, 2019.

In her first three seasons, the win total has improved every year – seven in 2019-20, nine in 2020-21, to 11 in 2021-22.

Under Kieger's guidance in the 2021-22 season, Penn State led the Big Ten in steals with 269 and improved in five other statistical categories, including field goal percentage, free throw percentage, field goal percentage defense, blocks per game and steals per game.

Kieger also helped coach Makenna Marisa to her first consensus first-team All-Big Ten selection. Marisa became the 40th Lady Lion to pass the 1,000-point career mark after averaging 22.2 points per game, eighth in the nation. Along with Marisa, Leilani Kapinus was named to the conference All-Freshman team after finishing first in steals, second in rebounds per game and blocks, and third in points per game.

In Kieger's second season in Happy Valley, she mentored three Nittany Lions to All-Big Ten honors. Freshman Maddie Burke was the consensus pick for the Big Ten Sixth Player of the Year and the All-Freshman team by the coaches and media. Burke was a unanimous selection All-Freshman team by the coaches and was Penn State's first selection to the All-Freshman Team since 2016.

Burke became the second Penn State player to earn Big Ten Sixth Player of the Year honors in program history. Along with Burke, Johnasia Cash earned Second Team All-Big Ten honors by the media and Honorable Mention All-Big Ten honors by the conference coaches. Makenna Marisa earned Honorable Mention All-Big Ten honors by the coaches and media.

Under Kieger's direction, the Lady Lions improved in nearly every offensive category from year one to year two. The youngest team in the Big Ten and ninth-youngest in the country in 2020-21, the Lady Lions increased their offensive output in points per game, assists per game, three-point field goal percentage, three-point field goals made per game and field goal percentage.

The Lady Lions battled 10 ranked teams, the most among Big Ten teams, during the 2020-21 season. Kieger led the Lady Lions to its first win over an AP ranked Top-15 team since 2016 with a 69-67 victory over No. 15 Ohio State on February 24.

In her first season leading the Lady Lions, Kieger coached Kamaria McDaniel to a First Team All-Big Ten selection as the conference's second-leading scorer with an average of 19.8 points per game, also a top-15 mark in the nation (13). She also developed an aggressive up-tempo offense whose speed got the Lady Lions to the charity stripe 553 times during the 2019-20 season.

Kieger, a 2006 Marquette graduate, came to Happy Valley after five years at the helm of her alma mater, posting a 99-64 overall record. During the past three seasons, Kieger led the Golden Eagles to sparkling 76-26 mark (43-11 in Big East), which included a pair of Big East regular-season championships and a Big East Tournament Championship. Marquette made three consecutive NCAA Tournament appearances for the first time in 20 years, advancing to the round of 32 the past two seasons.

Widely regarded as one of the nation's brightest and rising coaching stars, Kieger's first



Marquette team in 2014-15 won nine games. She proceeded to lead the Golden Eagles to 14, 25, 24 and a program-record 27 victories over the next four seasons.

Kieger was named a semifinalist for the 2019 Naismith Women's Coach of the Year Award after leading the Golden Eagles to one of the best seasons in program history in 2018-19. Marquette captured its second consecutive, but first-ever outright Big East regular-season title and posted a school-best 27-8 record. The Golden Eagles were ranked in every Associated Press poll of the season for the first time in school history.

Marquette earned its third-straight NCAA Tournament berth in 2018-19, advancing to the second round for the second consecutive year. The Golden Eagles garnered a No. 5 seed and defeated Rice before dropping a two-point decision at No. 4 seed Texas A&M in the second round. The three consecutive NCAA Tournament appearances were Marquette's first since a three-year run from 1997-99.

Kieger mentored Allazia Blockton and Natisha Hiedeman to become Marquette's first Big East Players of the Year in 2017-18 and 2018-19, respectively. Kieger coached nine All-Big East selections in the last three seasons.

The 2017-18 campaign was another banner year as Kieger was named Big East Co-Coach of the Year after guiding the Golden Eagles to a program-record 15-3 conference mark and their first Big East regular season title. Kieger earned her first NCAA Tournament coaching victory with a first-round win over Dayton before falling at No. 1 seed Louisville.

Kieger coached Marquette to new heights in 2016-17 as the Golden Eagles won the Big East Tournament title for the first time in program history, while also earning a program-best No. 5 seed in the NCAA Tournament. She directed MU to the Big Dance for the first time since 2011. Kieger led Marquette to a 25-8 record in 2016-17, finishing with a 6-0 mark against teams ranked in the Top 25.

In her second year at the helm of the Golden Eagles, Kieger had the youngest program in NCAA Division I with eight freshmen on the roster in 2015-16, as MU improved its win total by five games. She made her collegiate head coaching debut on Nov. 15, 2014 against Green Bay and earned her first career victory on Nov. 17, 2014 when Marquette defeated Loyola-Chicago.

Prior to being named head coach at her alma mater, Kieger spent six seasons as an assistant coach at the University of Miami from 2008-14. Following graduation, she was at Miami as the coordinator of basketball operations (2006-07) and then served as director of operations at Marquette in 2007-08.

Kieger returned to Miami as an assistant coach in 2008-09 and was primarily responsible for guard development with the Hurricanes. She helped advance the skills of Miami guard Shenise Johnson, who earned All-America and ACC Player of the Year honors in 2010-11, while the squad was crowned ACC regular-season champions. She also helped guard Riquna Williams earn All-ACC first team accolades and finish as the ACC scoring leader with 21.7 points per game. Miami made three NCAA Tournament appearances and two in the WNIT during Kieger's last five seasons with the Hurricanes.

Kieger was a four-year starter at Marquette, a three-year captain and is MU's all-time assists leader. She is the only player in program history with at least 1,200 career points, 400 career rebounds and 600 assists. Kieger averaged 10.3 points per game during her career and was a second-team All-Big East selection in 2005-06, as well as, a second-team All-Conference USA selection for the 2003-04 and 2004-05 seasons.

During her senior campaign, Kieger was a finalist for the Nancy Lieberman Award, presented to the nation's top point guard. In addition to her athletic accomplishments, Kieger received the Big East Conference's Sportsmanship award as a senior.

A native of Roseville, Minnesota, Kieger graduated Cum Laude from Marquette with a bachelor's degree in broadcasting and electronic communications in 2006. She received the McCahill Award in 2007, presented to a graduated MU senior student-athlete who demonstrated the highest performance in scholarship, leadership and athletics.

THE KIEGER FILE

BORN: Roseville, Minn.

UNDERGRADUATE: Marquette, 2006 - Bachelor's degree in broadcasting and electronic communications

PLAYING CAREER: Marquette's all-time assists leader. Only player in Marquette history with at least 1,200 career points, 400 career rebounds and 600 assists. Three-time All-Conference pick who averaged 10.3 points per game over her career.

NAMED PENN STATE HEAD COACH: April 3, 2019

COACHING CAREER:

Penn State, 2019-present - Head Coach

Marquette, 2014-19 - Head Coach

Miami, 2008-14 - Assistant Coach

Marquette, 2007-08 - Director of Operations

Miami, 2006-07 - Coordinator of Basketball Operations

HEAD COACHING CAREER RECORD:

Year	School	Record	Postseason
2014-15	Marquette	9-23	--
2015-16	Marquette	14-16	--
2016-17	Marquette	25-8	NCAA First Round
2017-18	Marquette	24-10	NCAA Second Round
2018-19	Marquette	27-8	NCAA Second Round
2019-20	Penn State	7-23	--
2020-21	Penn State	9-15	--
2021-22	Penn State	11-18	--
2022-23	Penn State	7-1	--
Totals	Overall: 133-122		Penn State: 34-57

MILESTONE WINS

First career win as head coach: Nov. 17, 2014 - Marquette's 86-71 win over Loyola Chicago

First win at Penn State: Nov. 5, 2019 - 73-67 at Towson


100th career head coaching victory: Nov. 5, 2019 - 73-67 at Towson

First Big Ten win: Jan. 9, 2020 - 86-73 over Michigan State

First win vs. Top 25 opponent at Penn State: Feb. 24, 2021 - 69-67 win vs. #15 Ohio State

O Ivane Tensaie

G • 5-7 • So.
 Roseville, Minn. • Concordia Academy
 North Dakota State School of Science
 Major: Liberal Arts



2022-23 GAME-BY-GAME STATS

Opponent	Date	GS	MIN	Total		3-Pointers		Free throws		Rebounds				PF	A	TO	BLK	STL	PTS	AVG
				FG-FGA	PCT	3FG-3FGA	PCT	FT-FTA	PCT	OFF	DEF	TOT	AVG							
Fairfield	11/11/2022		01:21	0-0	.000	0-0	.000	0-0	.000	0	0	0	0.0	0	0	0	0	0	0	0.0
Bryant	11/18/2022		05:36	1-3	.333	1-2	.500	0-0	.000	0	0	0	0.0	0	0	0	0	3	1.5	
vs Fresno St.	11/26/2022		03:18	1-2	.500	0-0	.000	0-0	.000	0	0	0	0.0	0	0	0	0	2	1.7	
Virginia	11/30/2022		01:41	0-0	.000	0-0	.000	0-0	.000	0	0	0	0.0	0	0	0	0	0	1.3	
Totals		0	11:56	2-5	.400	1-2	.500	0-0	.000	0	0	0	0.0	0	0	0	0	5	1.3	

Player Averages

Games Played	Minutes/game	Points/game	FG Pct	3FG Pct	FT Pct	Rebounds/game	Assists/game	Turnovers/game	Assist/Turnover ratio	Steals/game	Blocks/game
4	3.0	1.3	40.0	50.0	0.0	0.0	0.0	0.0	0.0	0.0	0.0

SEASON/CAREER HIGHS

Points	
Season	3, Bryant (11/18/22)
Career	3, Bryant (11/18/22)
Big Ten	-
Rebounds	
Season	-
Career	-
Big Ten	-
Assists	
Season	-
Career	-
Big Ten	-
Steals	
Season	-
Career	-
Big Ten	-
Blocks	
Season	-
Career	-
Big Ten	-
Field Goals Made	
Season	1, 2x
Career	1, 2x
Big Ten	-
3-Point Field Goals Made	
Season	1, Bryant (11/18/22)
Career	1, Bryant (11/18/22)
Big Ten	-
Free Throws Made	
Season	-
Career	-
Big Ten	-
Minutes	
Season	6, Bryant (11/18/22)
Career	6, Bryant (11/18/22)
Big Ten	-
Career	
10-point games	-
20-point games	-
Double-Doubles	-

1 Ali Brigham

F • 6-4 • Jr.
Franklin, Mass. • Franklin • George Washington
Major: Communications



CAREER STATS

SEASON	TEAM	GP-GS	MIN/AVG	Field Goals		3-Point		F-Throws		Rebounds				Scoring						
				FG-FGA	FG%	3FG-3FGA	3FG%	FT-FTA	FT%	OFF	DEF	TOT	AVG	PF-FO	A	TO	BLK	STL	PTS	AVG
2020-21	GWU	23-19	529/23.0	122-242	.504	1-10	.100	28-43	.651	50	57	107	4.7	42-1	18	53	26	13	273	11.9
2021-22	PSU	28-17	509/18.2	103-186	.554	0-1	.000	28-38	.737	54	62	116	4.1	74-2	29	60	30	13	234	8.4
2022-23	PSU	8-0	87/10.9	16-27	.593	0-1	.000	6-8	.750	11	16	27	3.4	11-0	9	7	2	3	38	4.8
TOTAL FOR PSU		36-17	596/16.6	119-213	.559	0-2	.000	34-46	.739	65	78	143	4.0	85-2	38	67	32	16	272	7.6
TOTAL		59-36	1124/19.1	241-455	.530	1-12	.083	62-89	.697	115	135	250	4.2	127-3	56	120	58	29	545	9.2

2022-23 GAME-BY-GAME STATS

Opponent	Date	GS	MIN	Total		3-Pointers		Free throws		Rebounds				PF A TO BLK STL PTS AVG							
				FG-FGA	PCT	3FG-3FGA	PCT	FT-FTA	PCT	OFF	DEF	TOT	AVG	PF	A	TO	BLK	STL	PTS	AVG	
Norfolk St.	11/09/2022		03:01	0-0	.000	0-0	.000	0-0	.000	1	0	1	1.0	0	0	0	0	0	0	0.0	
Fairfield	11/11/2022		13:57	2-4	.500	0-0	.000	0-0	.000	2	1	3	2.0	4	2	2	0	0	4	2.0	
Youngstown St.	11/15/2022		02:34	0-0	.000	0-0	.000	0-0	.000	0	0	0	1.3	0	1	0	0	0	0	1.3	
Bryant	11/18/2022		15:49	4-6	.667	0-0	.000	3-4	.750	5	3	8	3.0	3	1	2	0	2	11	3.8	
Syracuse	11/21/2022		06:03	2-3	.667	0-0	.000	1-2	.500	0	1	1	2.6	1	1	0	0	0	5	4.0	
vs Toledo	11/25/2022		08:40	2-5	.400	0-1	.000	0-0	.000	1	4	5	3.0	0	1	1	0	1	4	4.0	
vs Fresno St.	11/26/2022		22:43	3-4	.750	0-0	.000	0-0	.000	0	4	4	3.1	1	2	1	1	0	6	4.3	
Virginia	11/30/2022		14:18	3-5	.600	0-0	.000	2-2	1.000	2	3	5	3.4	2	1	1	1	0	8	4.8	
Totals			0	87:04	16-27	.593	0-1	.000	6-8	.750	11	16	27	3.4	11	9	7	2	3	38	4.8

Player Averages

Games Played	Minutes/game	Points/game	FG Pct	3FG Pct	FT Pct	Rebounds/game	Assists/game	Turnovers/game	Assist/Turnover ratio	Steals/game	Blocks/game
8	10.9	4.8	59.3	0.0	75.0	3.4	1.1	0.9	1.3	0.4	0.3

SEASON/CAREER HIGHS

Points
Season 11, Bryant (11/18/22)
Career 26 at VCU (1/27/21)*
Big Ten 13 vs. Rutgers (12/9/21)

Rebounds
Season 8, Bryant (11/18/22)
Career 11 at Howard (12/13/20)*
Big Ten 8 vs. Michigan (1/13/22)

Assists
Season 2, Fairfield (11/11/22)
Career 6 vs. Rider (11/11/21)
Big Ten 3 vs. Northwestern (2/6/22)

Steals
Season 2, Bryant (11/18/22)
Career 2, 6x
Big Ten 2, 2x

Blocks
Season 1, 2x
Career 4 vs. VCU (2/1/21)*
Big Ten 3, 2x

Field Goals Made
Season 4, Bryant (11/18/22)
Career 12 at VCU (1/27/21)*
Big Ten 6 vs. Rutgers (12/9/21)

3-Point Field Goals Made
Season -
Career 1 at James Madison (12/9/20)*
Big Ten -

Free Throws Made
Season 3, Bryant (11/18/22)
Career 6 at Saint Joseph's (1/24/21)*
Big Ten 5 vs. Minnesota (2/27/22)


Minutes
Season 22, Fresno St. (11/26/22)
Career 32 at Clemson (11/21/21)
Big Ten 26 at Indiana (12/6/21)

Career
10-point games 25 (10 at PSU)
20-point games 3 (2 at PSU)
Double-Doubles 1 (1 at PSU)

*At George Washington (2020-21)

2 Aicha Dia | F • 6-1 • Fr.

Montreal, Quebec, Canada • Dawson College
Major: Liberal Arts



2022-23 GAME-BY-GAME STATS

Opponent	Date	GS	MIN	Total		3-Pointers		Free throws		Rebounds				PF	A	TO	BLK	STL	PTS	AVG
				FG-FGA	PCT	3FG-3FGA	PCT	FT-FTA	PCT	OFF	DEF	TOT	AVG							
Fairfield	11/11/2022		02:00	0-1	.000	0-0	.000	0-0	.000	1	0	1	1.0	0	0	0	0	0	0	0.0
Bryant	11/18/2022		06:49	1-2	.500	0-1	.000	0-0	.000	0	2	2	1.5	0	1	1	0	1	2	1.0
vs Toledo	11/25/2022		02:38	0-0	.000	0-0	.000	0-0	.000	0	0	0	1.0	0	0	0	0	0	0	0.7
vs Fresno St.	11/26/2022		07:33	1-1	1.000	0-0	.000	0-0	.000	0	0	0	0.8	1	0	0	0	0	2	1.0
Virginia	11/30/2022		01:54	0-0	.000	0-0	.000	0-0	.000	0	0	0	0.6	0	0	0	0	0	0	0.8
Totals		0	20:54	2-4	.500	0-1	.000	0-0	.000	1	2	3	0.6	1	1	1	0	1	4	0.8

Player Averages


Games Played	Minutes/game	Points/game	FG Pct	3FG Pct	FT Pct	Rebounds/game	Assists/game	Turnovers/game	Assist/Turnover ratio	Steals/game	Blocks/game
5	4.2	0.8	50.0	0.0	0.0	0.6	0.2	0.2	1.0	0.2	0.0

SEASON/CAREER HIGHS

Points	
Season	2, 2x
Career	2, 2x
Big Ten	-
Rebounds	
Season	2, Bryant (11/18/22)
Career	2, Bryant (11/18/22)
Big Ten	-
Assists	
Season	1, Bryant (11/18/22)
Career	1, Bryant (11/18/22)
Big Ten	-
Steals	
Season	1, Bryant (11/18/22)
Career	1, Bryant (11/18/22)
Big Ten	-
Blocks	
Season	-
Career	-
Big Ten	-
Field Goals Made	
Season	1, 2x
Career	1, 2x
Big Ten	-
3-Point Field Goals Made	
Season	-
Career	-
Big Ten	-
Free Throws Made	
Season	-
Career	-
Big Ten	-
Minutes	
Season	8, Fresno St. (11/26/22)
Career	8, Fresno St. (11/26/22)
Big Ten	-
Career	
10-point games	-
20-point games	-
Double-Doubles	-

4 Shay Ciezki

G • 5-7 • Fr.
Lancaster, N.Y. • St. Mary's
Major: Division of Undergraduate Studies



2022-23 GAME-BY-GAME STATS

Opponent	Date	GS	MIN	Total		3-Pointers		Free throws		Rebounds				PF	A	TO	BLK	STL	PTS	AVG	
				FG-FGA	PCT	3FG-3FGA	PCT	FT-FTA	PCT	OFF	DEF	TOT	AVG								
Norfolk St.	11/09/2022		08:08	0-1	.000	0-0	.000	1-2	.500	0	0	0	0.0	1	1	0	0	1	1	1.0	
Fairfield	11/11/2022	*	22:15	3-10	.300	1-7	.143	0-0	.000	2	2	4	2.0	2	0	2	0	2	7	4.0	
Youngstown St.	11/15/2022	*	26:45	5-9	.556	2-4	.500	4-4	1.000	0	5	5	3.0	0	3	1	0	0	16	8.0	
Bryant	11/18/2022	*	21:42	2-6	.333	1-3	.333	1-1	1.000	0	0	0	2.3	2	4	0	0	4	6	7.5	
Syracuse	11/21/2022	*	30:34	6-12	.500	4-9	.444	2-2	1.000	1	1	2	2.2	2	3	1	0	1	18	9.6	
vs Toledo	11/25/2022	*	35:52	6-13	.462	2-5	.400	2-2	1.000	0	1	1	2.0	4	3	2	0	1	16	10.7	
vs Fresno St.	11/26/2022	*	25:56	1-7	.143	0-2	.000	0-0	.000	1	0	1	1.9	2	4	0	0	1	2	9.4	
Virginia	11/30/2022	*	29:27	4-11	.364	3-5	.600	0-2	.000	0	1	1	1.8	3	3	5	0	1	11	9.6	
Totals			7	200:39	27-69	.391	13-35	.371	10-13	.769	4	10	14	1.8	16	21	11	0	11	77	9.6

Player Averages

Games Played	Minutes/game	Points/game	FG Pct	3FG Pct	FT Pct	Rebounds/game	Assists/game	Turnovers/game	Assist/Turnover ratio	Steals/game	Blocks/game
8	25.1	9.6	39.1	37.1	76.9	1.8	2.6	1.4	1.9	1.4	0.0

SEASON/CAREER HIGHS

Points	
Season	18, Syracuse (11/21/22)
Career	18, Syracuse (11/21/22)
Big Ten	-
Rebounds	
Season	5, Youngstown St. (11/15/22)
Career	5, Youngstown St. (11/15/22)
Big Ten	-
Assists	
Season	4, 2x
Career	4, 2x
Big Ten	-
Steals	
Season	4, Bryant (11/18/22)
Career	4, Bryant (11/18/22)
Big Ten	-
Blocks	
Season	-
Career	-
Big Ten	-
Field Goals Made	
Season	6, 2x
Career	6, 2x
Big Ten	-
3-Point Field Goals Made	
Season	4, Syracuse (11/21/22)
Career	4, Syracuse (11/21/22)
Big Ten	-
Free Throws Made	
Season	4, Youngstown St. (11/15/22)
Career	4, Youngstown St. (11/15/22)
Big Ten	-
Minutes	
Season	35, Toledo (11/25/22)
Career	35, Toledo (11/25/22)
Big Ten	-
Career	
10-point games	4
20-point games	-
Double-Doubles	-

5 Leilani Kapinus

G • 5-10 • R-So.
 Madison, Wis. • James Madison Memorial
 Major: Kinesiology (Applied Exercise and Health)



CAREER STATS

FG Attempts	16	at Iowa 02/18/21
3FG Made	4	vs Fordham 11/13/19, vs Minnesota 03/04/20, at Rutgers 03/02/21
3FG Attempts	9	vs Norfolk St. 11/09/22
FT Made	4	vs Purdue 12/20/20
FT Attempts	4	vs Saint Francis (PA) 11/30/20, vs Purdue 12/20/20

2022-23 GAME-BY-GAME STATS

Opponent	Date	GS	MIN	Total		3-Pointers		Free throws		Rebounds				PF	A	TO	BLK	STL	PTS	AVG	
				FG-FGA	PCT	3FG-3FGA	PCT	FT-FTA	PCT	OFF	DEF	TOT	AVG								
Norfolk St.	11/09/2022	*	30:46	1-4	.250	1-3	.333	6-6	1.000	3	5	8	8.0	3	3	6	0	1	9	9.0	
Fairfield	11/11/2022	*	28:18	5-8	.625	0-0	.000	1-1	1.000	2	6	8	8.0	1	2	3	1	9	11	10.0	
Youngstown St.	11/15/2022	*	37:17	8-14	.571	0-1	.000	5-8	.625	1	8	9	8.3	3	5	3	1	4	21	13.7	
Bryant	11/18/2022	*	20:51	5-7	.714	0-0	.000	0-0	.000	3	4	7	8.0	1	4	2	0	3	10	12.8	
Syracuse	11/21/2022	*	18:36	1-3	.333	0-1	.000	2-3	.667	2	3	5	7.4	4	0	4	1	1	4	11.0	
vs Toledo	11/25/2022	*	19:45	0-3	.000	0-2	.000	3-4	.750	0	4	4	6.8	2	1	5	0	1	3	9.7	
vs Fresno St.	11/26/2022	*	20:58	6-11	.545	0-0	.000	0-0	.000	1	3	4	6.4	1	5	1	1	6	12	10.0	
Virginia	11/30/2022	*	26:29	2-6	.333	0-1	.000	0-0	.000	0	5	5	6.3	3	3	3	0	3	4	9.3	
Totals			8	203:00	28-56	.500	1-8	.125	17-22	.773	12	38	50	6.3	18	23	27	4	28	74	9.3

Player Averages

Games Played	Minutes/game	Points/game	FG Pct	3FG Pct	FT Pct	Rebounds/game	Assists/game	Turnovers/game	Assist/Turnover ratio	Steals/game	Blocks/game
8	25.4	9.3	50.0	12.5	77.3	6.3	2.9	3.4	0.9	3.5	0.5

SEASON/CAREER HIGHS

Points
 Season 21, Youngstown St. (11/15/22)
 Career 23, at Rutgers (2/13/22)
 Big Ten 23, at Rutgers (2/13/22)

Rebounds
 Season 9, Youngstown St. (11/15/22)
 Career 13, Rutgers (3/2/22)
 Big Ten 12, 2x

Assists
 Season 5, 2x
 Career 5, 2x
 Big Ten 3, 4x

Steals
 Season 9, Fairfield (11/11/22)
 Career 9, Fairfield (11/11/22)
 Big Ten 5, 2x

Blocks
 Season 1, 3x
 Career 4, Youngstown St. (12/12/21)
 Big Ten 3, Maryland (1/30/22)

Field Goals Made
 Season 8, Youngstown St. (11/15/22)
 Career 9, 2x
 Big Ten 9, at Rutgers (2/13/22)

3-Point Field Goals Made
 Season 1, Norfolk State (11/9/22)
 Career 2, Youngstown St. (12/12/21)
 Big Ten 1, 5x

Free Throws Made
 Season 6, Norfolk State (11/9/22)
 Career 9, Rutgers (3/2/22)
 Big Ten 6, Michigan State (1/27/22)

Minutes
 Season 37, Youngstown St. (11/15/22)
 Career 37, Youngstown St. (11/15/22)
 Big Ten 35 - 2 times

Career
 10-point games 20
 20-point games 3
 Double-Doubles 3

10 Chanaya Pinto

F • 6-1 • Sr.

Maputo, Mozambique • Escola Secundaria de Carcavelos
Oregon • Northwest Florida State College
Major: Sociology



CAREER STATS

SEASON	TEAM	GP-GS	MIN/AVG	Field Goals		3-Point		F-Throws		Rebounds				Scoring						
				FG-FGA	FG%	3FG-3FGA	3FG%	FT-FTA	FT%	OFF	DEF	TOT	AVG	PF-FO	A	TO	BLK	STL	PTS	AVG
2021-22	Oregon	30-0	343/11.4	30-64	.469	5-14	.357	21-38	.553	20	53	73	2.4	39-1	19	22	0	18	86	2.9
2022-23	PSU	7-2	106/15.2	14-28	.500	3-8	.375	11-17	.647	13	16	29	4.1	10-0	5	13	0	5	42	6.0
TOTAL FOR PSU		7-2	106/15.2	14-28	.500	3-8	.375	11-17	.647	13	16	29	4.1	10-0	5	13	0	5	42	6.0
TOTAL		37-2	450/12.2	44-92	.478	8-22	.364	32-55	.582	33	69	102	2.8	49-1	24	35	0	23	128	3.5

2022-23 GAME-BY-GAME STATS

Opponent	Date	GS	MIN	Total		3-Pointers		Free throws		Rebounds				PF				PTS	AVG	
				FG-FGA	PCT	3FG-3FGA	PCT	FT-FTA	PCT	OFF	DEF	TOT	AVG	PF	A	TO	BLK			STL
Norfolk St.	11/09/2022		16:18	0-3	.000	0-2	.000	3-6	.500	1	3	4	4.0	2	0	5	0	0	3	3.0
Fairfield	11/11/2022		10:05	0-1	.000	0-0	.000	2-2	1.000	2	0	2	3.0	0	1	2	0	0	2	2.5
Youngstown St.	11/15/2022		11:08	1-3	.333	0-0	.000	1-2	.500	4	1	5	3.7	3	0	2	0	0	3	2.7
Bryant	11/18/2022		14:55	2-3	.667	0-0	.000	2-3	.667	1	3	4	3.8	0	4	0	0	1	6	3.5
Syracuse	11/21/2022		18:25	5-7	.714	1-1	1.000	1-2	.500	2	5	7	4.4	1	0	0	0	0	12	5.2
vs Toledo	11/25/2022	*	27:59	5-9	.556	2-4	.500	1-1	1.000	3	3	6	4.7	2	0	3	0	3	13	6.5
vs Fresno St.	11/26/2022	*	07:36	1-2	.500	0-1	.000	1-1	1.000	0	1	1	4.1	2	0	1	0	1	3	6.0
Totals		2	106:26	14-28	.500	3-8	.375	11-17	.647	13	16	29	4.1	10	5	13	0	5	42	6.0

Player Averages

Games Played	Minutes/game	Points/game	FG Pct	3FG Pct	FT Pct	Rebounds/game	Assists/game	Turnovers/game	Assist/Turnover ratio	Steals/game	Blocks/game
7	15.2	6.0	50.0	37.5	64.7	4.1	0.7	1.9	0.4	0.7	0.0

SEASON/CAREER HIGHS

Points
Season 13, Toledo (11/25/22)
Career 35, Toledo (11/25/22)
Big Ten -

Rebounds
Season 7, Syracuse (11/21/22)
Career 9, vs. Dixie State (11/14/21)*
Big Ten -

Assists
Season 4, Bryant (11/18/22)
Career 4, 2x*
Big Ten -

Steals
Season 3, Toledo (11/25/22)
Career 4, at Washington (1/21/22)*
Big Ten -

Blocks
Season -
Career -
Big Ten -

Field Goals Made
Season 5, 2x
Career 5, 2x
Big Ten -

3-Point Field Goals Made
Season 2, Toledo (11/25/22)
Career 2, 2x
Big Ten -

Free Throws Made
Season 3, Norfolk St. (11/9/22)
Career 4, 2x*
Big Ten -

Minutes
Season 28, Toledo (11/25/22)
Career 30, vs USF (11/22/21)*
Big Ten -

Career
10-point games 5*
20-point games -
Double-Doubles -

*At Oregon (2021-22)

11 Anna Camden | F • 6-3 • Sr.

Downingtown, Pa. • The Shipley School
Major: Broadcast Journalism



CAREER STATS

SEASON TEAM	GP-GS	MIN/AVG	Field Goals		3-Point		F-Throws		Rebounds				Scoring						
			FG-FGA	FG%	3FG-3FGA	3FG%	FT-FTA	FT%	OFF	DEF	TOT	AVG	PF-FO	A	TO	BLK	STL	PTS	AVG
2019-20 PSU	30-8	492/16.4	52-136	.382	39-106	.368	5-6	.833	19	40	59	2.0	30-0	11	15	14	13	148	4.9
2020-21 PSU	24-23	584/24.3	72-181	.398	24-90	.267	18-21	.857	31	47	78	3.3	54-0	21	35	12	25	186	7.8
2021-22 PSU	29-20	660/22.8	68-176	.386	29-88	.330	11-15	.733	31	112	143	4.9	62-2	27	34	28	28	176	6.1
2022-23 PSU	7-5	128/18.3	6-25	.240	5-22	.227	2-4	.500	3	6	9	1.3	8-0	7	7	1	6	19	2.7
TOTAL	90-56	1864/20.7	198-518	.382	97-306	.317	36-46	.783	84	205	289	3.2	154-2	66	91	55	72	529	5.9

2022-23 GAME-BY-GAME STATS

Opponent	Date	GS	MIN	Total		3-Pointers		Free throws		Rebounds				Other							
				FG-FGA	PCT	3FG-3FGA	PCT	FT-FTA	PCT	OFF	DEF	TOT	AVG	PF	A	TO	BLK	STL	PTS	AVG	
Norfolk St.	11/09/2022	*	25:40	2-9	.222	2-9	.222	0-2	.000	2	0	2	2.0	3	1	3	1	0	6	6.0	
Fairfield	11/11/2022	*	18:59	0-1	.000	0-0	.000	0-0	.000	1	1	2	2.0	1	0	2	0	1	0	3.0	
Youngstown St.	11/15/2022	*	15:47	2-2	1.000	1-1	1.000	0-0	.000	0	0	0	1.3	0	1	0	0	0	5	3.7	
Bryant	11/18/2022	*	20:51	0-4	.000	0-3	.000	0-0	.000	0	1	1	1.3	0	4	0	0	2	0	2.8	
Syracuse	11/21/2022		13:27	2-5	.400	2-5	.400	0-0	.000	0	1	1	1.2	1	1	1	0	0	6	3.4	
vs Toledo	11/25/2022		17:38	0-2	.000	0-2	.000	0-0	.000	0	1	1	1.2	2	0	1	0	0	0	2.8	
vs Fresno St.	11/26/2022	*	16:04	0-2	.000	0-2	.000	2-2	1.000	0	2	2	1.3	1	0	0	0	3	2	2.7	
Virginia	11/30/2022		13:55	1-4	.250	1-3	.333	0-0	.000	0	2	2	1.4	1	0	0	1	0	3	2.8	
Totals			5	142:21	7-29	.241	6-25	.240	2-4	.500	3	8	11	1.4	9	7	7	2	6	22	2.8

Player Averages

Games Played	Minutes/game	Points/game	FG Pct	3FG Pct	FT Pct	Rebounds/game	Assists/game	Turnovers/game	Assist/Turnover ratio	Steals/game	Blocks/game
8	17.8	2.8	24.1	24.0	50.0	1.4	0.9	0.9	1.0	0.8	0.3

SEASON/CAREER HIGHS

Points
Season 6, 2x
Career 18, at Iowa (2/18/21)
Big Ten 18, at Iowa (2/18/21)

Rebounds
Season 2, 4x
Career 10, 2x
Big Ten 8, 3x

Assists
Season 4, Bryant (11/18/22)
Career 3, 5x
Big Ten 3, 3x

Steals
Season 3, Fresno St. (11/26/22)
Career 4, 2x
Big Ten 4, 2x

Blocks
Season 1, 2x
Career 7, at Michigan St. (2/21/22)
Big Ten 7, at Michigan St. (2/21/22)

Field Goals Made
Season 2, 3x
Career 8 at Iowa (2/18/21)
Big Ten 8 at Iowa (2/18/21)

3-Point Field Goals Made
Season 2, 2x
Career 4, 3x
Big Ten 4, at Rutgers (3/2/21)

Free Throws Made
Season 2, Fresno St. (11/26/22)
Career 4, vs. Purdue (12/20/20)
Big Ten 4, vs. Purdue (12/20/20)

Minutes
Season 26, Norfolk State (11/9/22)
Career 35, 2x
Big Ten 35, at Iowa (2/18/21)

Career
10-point games 17
20-point games -
Double-Doubles 2

12 Kayla Thomas

F • 6-3 • So.
 Beltsville, Md. • Emerge Christian Academy
 Major: Criminology



CAREER STATS

SEASON	TEAM	GP-GS	MIN/AVG	Field Goals		3-Point		F-Throws		Rebounds				Scoring						
				FG-FGA	FG%	3FG-3FGA	3FG%	FT-FTA	FT%	OFF	DEF	TOT	AVG	PF-FO	A	TO	BLK	STL	PTS	AVG
2021-22	PSU	18-0	137/7.6	13-29	.448	0-0	.000	6-8	.750	13	12	25	1.4	13-0	3	11	5	4	32	1.8
2022-23	PSU	4-0	13/3.2	0-1	.000	0-0	.000	3-4	.750	1	1	2	0.5	4-0	0	3	1	0	3	0.8
TOTAL		22-0	150/6.8	13-30	.433	0-0	.000	9-12	.750	14	13	27	1.2	17-0	3	14	6	4	35	1.6

2022-23 GAME-BY-GAME STATS

Opponent	Date	GS	MIN	Total		3-Pointers		Free throws		Rebounds				PF	A	TO	BLK	STL	PTS	AVG
				FG-FGA	PCT	3FG-3FGA	PCT	FT-FTA	PCT	OFF	DEF	TOT	AVG							
Fairfield	11/11/2022		01:31	0-0	.000	0-0	.000	0-0	.000	0	0	0	0.0	1	0	0	0	0	0	0.0
Bryant	11/18/2022		05:22	0-1	.000	0-0	.000	3-4	.750	1	1	2	1.0	1	0	1	1	0	3	1.5
vs Fresno St.	11/26/2022		04:49	0-0	.000	0-0	.000	0-0	.000	0	0	0	0.7	2	0	1	0	0	0	1.0
Virginia	11/30/2022		01:12	0-0	.000	0-0	.000	0-0	.000	0	0	0	0.5	0	0	1	0	0	0	0.8
Totals		0	12:54	0-1	.000	0-0	.000	3-4	.750	1	1	2	0.5	4	0	3	1	0	3	0.8

Player Averages

Games Played	Minutes/ game	Points/ game	FG Pct	3FG Pct	FT Pct	Rebounds/ game	Assists/ game	Turnovers/ game	Assist/Turnover ratio	Steals/ game	Blocks/ game
4	3.2	0.8	0.0	0.0	75.0	0.5	0.0	0.8	0.0	0.0	0.3

SEASON/CAREER HIGHS

Points
 Season 3, Bryant (11/18/22)
 Career 8, at Purdue (2/9/22)
 Big Ten 8, at Purdue (2/9/22)

Rebounds
 Season 2, Bryant (11/18/22)
 Career 4, 2x
 Big Ten 4, at Nebraska (2/3/22)

Assists
 Season -
 Career 1, 3x
 Big Ten 1, 2x

Steals
 Season -
 Career 1, 4x
 Big Ten 1, 3x

Blocks
 Season 1, Bryant (11/18/22)
 Career 1, 5x
 Big Ten 1, 3x

Field Goals Made
 Season -
 Career 3, 2x
 Big Ten 3, 2x

3-Point Field Goals Made
 Season -
 Career -
 Big Ten -

Free Throws Made
 Season 3, Bryant (11/18/22)
 Career 3, 2x
 Big Ten 3, at Maryland (1/6/22)

Minutes
 Season 5, Bryant (11/18/22)
 Career 16, vs. Maryland (1/30/22)
 Big Ten 16, vs. Maryland (1/30/22)

Career
 10-point games -
 20-point games -
 Double-Doubles -

20 Makenna Marisa

G • 5-11 • Sr.
 McMurray, Pa. • Peters Township
 Major: Elementary and Early Childhood Education



CAREER STATS

SEASON	TEAM	GP-GS	MIN/AVG	Field Goals		3-Point		F-Throws		Rebounds				Scoring						
				FG-FGA	FG%	3FG-3FGA	3FG%	FT-FTA	FT%	OFF	DEF	TOT	AVG	PF-FO	A	TO	BLK	STL	PTS	AVG
2019-20	PSU	30-29	979/32.6	95-280	.339	39-121	.322	48-57	.842	35	99	134	4.5	71-2	66	75	9	38	277	9.2
2020-21	PSU	24-24	765/31.9	120-312	.385	29-95	.305	53-64	.828	30	89	119	5.0	51-2	121	63	4	25	322	13.4
2021-22	PSU	29-29	1039/35.8	224-523	.428	59-173	.341	138-165	.836	20	103	123	4.2	61-2	123	105	7	47	645	22.2
2022-23	PSU	8-8	254/31.7	51-116	.440	11-29	.379	21-26	.808	11	28	39	4.9	13-0	34	24	1	16	134	16.8
TOTAL		91-90	3038/33.4	490-1231	.398	138-418	.330	260-312	.833	96	319	415	4.6	196-6	344	267	21	126	1378	15.1

2022-23 GAME-BY-GAME STATS

Opponent	Date	GS	MIN	Total		3-Pointers		Free throws		Rebounds				PF	A	TO	BLK	STL	PTS	AVG	
				FG-FGA	PCT	3FG-3FGA	PCT	FT-FTA	PCT	OFF	DEF	TOT	AVG								
Norfolk St.	11/09/2022	*	39:02	8-16	.500	2-4	.500	6-8	.750	3	8	11	11.0	2	4	4	1	1	24	24.0	
Fairfield	11/11/2022	*	33:39	5-10	.500	0-0	.000	4-5	.800	1	3	4	7.5	2	10	5	0	3	14	19.0	
Youngstown St.	11/15/2022	*	38:05	9-22	.409	2-4	.500	1-2	.500	2	3	5	6.7	2	4	6	0	2	21	19.7	
Bryant	11/18/2022	*	19:29	6-8	.750	3-5	.600	2-2	1.000	1	1	2	5.5	1	0	3	0	5	17	19.0	
Syracuse	11/21/2022	*	38:14	8-21	.381	1-4	.250	5-5	1.000	3	5	8	6.0	0	7	2	0	3	22	19.6	
vs Toledo	11/25/2022	*	37:29	7-14	.500	0-1	.000	0-0	.000	0	4	4	5.7	2	3	2	0	1	14	18.7	
vs Fresno St.	11/26/2022	*	22:29	2-13	.154	0-4	.000	2-2	1.000	1	2	3	5.3	1	5	1	0	1	6	16.9	
Virginia	11/30/2022	*	25:12	6-12	.500	3-7	.429	1-2	.500	0	2	2	4.9	3	1	1	0	0	16	16.8	
Totals			8	253:39	51-116	.440	11-29	.379	21-26	.808	11	28	39	4.9	13	34	24	1	16	134	16.8

Player Averages

Games Played	Minutes/game	Points/game	FG Pct	3FG Pct	FT Pct	Rebounds/game	Assists/game	Turnovers/game	Assist/Turnover ratio	Steals/game	Blocks/game
8	31.7	16.8	44.0	37.9	80.8	4.9	4.3	3.0	1.4	2.0	0.1

SEASON/CAREER HIGHS

Points
 Season 24, Norfolk State (11/9/22)
 Career 33, at Duquesne (12/18/21)
 Big Ten 32, 2x

Rebounds
 Season 11, Norfolk State (11/9/22)
 Career 11, 2x
 Big Ten 10, at Iowa (2/18/21)

Assists
 Season 10, Fairfield (11/11/22)
 Career 11, vs. Delaware State (11/16/21)
 Big Ten 10, vs. Illinois (1/16/22)

Steals
 Season 5, Bryant (11/18/22)
 Career 10, vs. Delaware State (11/16/21)
 Big Ten, 3, 5x

Blocks
 Season 1, Norfolk State (11/9/22)
 Career 2, vs. NWestern (2/2/20)
 Big Ten 2, vs. NWestern (2/2/20)

Field Goals Made
 Season 9, Youngstown St. (11/15/22)
 Career 12, 4x
 Big Ten 12, 2x

3-Point Field Goals Made
 Season 3, 2x
 Career 5, vs. Delaware State (11/16/21)
 Big Ten 4, 3x

Free Throws Made
 Season 6, Norfolk State (11/9/22)
 Career 14, at Michigan St. (2/21/22)
 Big Ten 14, at Michigan St. (2/21/22)

Minutes
 Season 39, Norfolk State (11/9/22)
 Career 40, at Northwestern (1/20/22)
 Big Ten 40, at Northwestern (1/20/22)

Career
 10-point games 64
 20-point games 27
 30-point games 5
 Double-Doubles 4
 Triple-Doubles 1

22 Alli Campbell

G • 6-1 • R-So.
 Altoona, Pa. • Bellwood-Antis • Notre Dame
 Major: Communications



CAREER STATS

SEASON	TEAM	GP-GS	MIN/AVG	Field Goals		3-Point		F-Throws		Rebounds				Scoring						
				FG-FGA	FG%	3FG-3FGA	3FG%	FT-FTA	FT%	OFF	DEF	TOT	AVG	PF-FO	A	TO	BLK	STL	PTS	AVG
2020-21	ND	6-0	73/12.2	5-9	.556	1-3	.333	2-4	.500	2	8	10	1.7	5-0	2	2	4	2	13	2.2
2022-23	PSU	8-0	136/17.0	13-31	.419	5-14	.357	0-0	.000	3	11	14	1.8	9-0	12	11	0	13	31	3.9
TOTAL FOR PSU		8-0	136/17.0	13-31	.419	5-14	.357	0-0	.000	3	11	14	1.8	9-0	12	11	0	13	31	3.9
TOTAL		14-0	210/15.0	18-40	.450	6-17	.353	2-4	.500	5	19	24	1.7	14-0	14	13	4	15	44	3.1

2022-23 GAME-BY-GAME STATS

Opponent	Date	GS	MIN	Total		3-Pointers		Free throws		Rebounds				PF	A	TO	BLK	STL	PTS	AVG
				FG-FGA	PCT	3FG-3FGA	PCT	FT-FTA	PCT	OFF	DEF	TOT	AVG							
Norfolk St.	11/09/2022		11:47	0-2	.000	0-1	.000	0-0	.000	0	0	0	0.0	0	0	0	0	0	0	0.0
Fairfield	11/11/2022		19:13	5-7	.714	3-5	.600	0-0	.000	0	1	1	0.5	1	1	1	0	0	13	6.5
Youngstown St.	11/15/2022		12:22	0-1	.000	0-0	.000	0-0	.000	0	1	1	0.7	2	1	2	0	1	0	4.3
Bryant	11/18/2022		17:09	1-8	.125	0-3	.000	0-0	.000	1	3	4	1.5	0	1	4	0	2	2	3.8
Syracuse	11/21/2022		25:25	1-3	.333	0-2	.000	0-0	.000	1	3	4	2.0	2	5	0	0	4	2	3.4
vs Toledo	11/25/2022		07:26	0-1	.000	0-0	.000	0-0	.000	0	1	1	1.8	3	0	2	0	0	0	2.8
vs Fresno St.	11/26/2022		15:27	2-3	.667	1-1	1.000	0-0	.000	0	0	0	1.6	0	2	1	0	6	5	3.1
Virginia	11/30/2022		27:14	4-6	.667	1-2	.500	0-0	.000	1	2	3	1.8	1	2	1	0	0	9	3.9
Totals		0	136:03	13-31	.419	5-14	.357	0-0	.000	3	11	14	1.8	9	12	11	0	13	31	3.9

Player Averages

Games Played	Minutes/ game	Points/ game	FG Pct	3FG Pct	FT Pct	Rebounds/ game	Assists/ game	Turnovers/ game	Assist/Turnover ratio	Steals/ game	Blocks/ game
8	17.0	3.9	41.9	35.7	0.0	1.8	1.5	1.4	1.1	1.6	0.0

SEASON/CAREER HIGHS

Points	
Season	13, Fairfield (11/11/22)
Career	13, Fairfield (11/11/22)
Big Ten	-
Rebounds	
Season	4, 2x
Career	4, 2x*
Big Ten	-
Assists	
Season	5, Syracuse (11/21/22)
Career	5, Syracuse (11/21/22)
Big Ten	-
Steals	
Season	6, Fresno St. (11/26/22)
Career	6, Fresno St. (11/26/22)
Big Ten	-
Blocks	
Season	-
Career	2, 2x*
Big Ten	-
Field Goals Made	
Season	5, Fairfield (11/11/22)
Career	5, Fairfield (11/11/22)
Big Ten	-
3-Point Field Goals Made	
Season	3, Fairfield (11/11/22)
Career	3, Fairfield (11/11/22)
Big Ten	-
Free Throws Made	
Season	-
Career	1, 2x*
Big Ten	-
Minutes	
Season	27, Virginia (11/30/22)
Career	28, 2x*
Big Ten	--
Career	
10-point games	1
20-point games	-
Double-Doubles	-

*Includes at Notre Dame (2020-21)

23 Taniyah Thompson

G • 5-11 • Sr.
Hamden, Conn. • Hamden • ECU
Major: Communications



CAREER STATS

SEASON	TEAM	GP-GS	MIN/AVG	Field Goals			3-Point			F-Throws		Rebounds				Scoring				
				FG-FGA	FG%	3FG-3FGA	3FG%	FT-FTA	FT%	OFF	DEF	TOT	AVG	PF-FO	A	TO	BLK	STL	PTS	AVG
2019-20	ECU	30-30	1045/34.8	162-501	.323	42-164	.256	46-67	.687	57	41	98	3.3	63-0	31	78	1	57	412	13.7
2020-21	ECU	22-22	669/30.4	105-300	.350	25-97	.258	28-43	.651	33	30	63	2.9	25-0	18	33	2	28	263	12.0
2021-22	ECU	29-29	929/32.0	199-500	.398	47-147	.320	91-116	.784	49	77	126	4.3	40-0	36	64	0	43	536	18.5
2022-23	PSU	8-1	143/17.9	20-51	.392	3-12	.250	8-11	.727	3	15	18	2.3	9-0	4	11	0	5	51	6.4
TOTAL FOR PSU		8-1	143/17.9	20-51	.392	3-12	.250	8-11	.727	3	15	18	2.3	9-0	4	11	0	5	51	6.4
TOTAL		89-82	2785/31.3	486-1352	.359	117-420	.279	173-237	.730	142	163	305	3.4	137-0	89	186	3	133	1262	14.2

2022-23 GAME-BY-GAME STATS

Opponent	Date	GS	MIN	Total		3-Pointers		Free throws		Rebounds				PF	A	TO	BLK	STL	PTS	AVG
				FG-FGA	PCT	3FG-3FGA	PCT	FT-FTA	PCT	OFF	DEF	TOT	AVG							
Norfolk St.	11/09/2022	*	28:58	5-11	.455	2-6	.333	3-3	1.000	0	2	2	2.0	0	1	2	0	3	15	15.0
Fairfield	11/11/2022		18:58	2-5	.400	0-0	.000	2-2	1.000	1	3	4	3.0	3	0	2	0	1	6	10.5
Youngstown St.	11/15/2022		18:17	1-1	1.000	0-0	.000	0-0	.000	0	1	1	2.3	2	0	3	0	0	2	7.7
Bryant	11/18/2022		18:03	3-11	.273	0-1	.000	2-2	1.000	1	6	7	3.5	0	0	2	0	0	8	7.8
Syracuse	11/21/2022		08:06	1-3	.333	0-0	.000	0-0	.000	0	1	1	3.0	1	0	1	0	0	2	6.6
vs Toledo	11/25/2022		10:45	1-2	.500	0-0	.000	0-0	.000	1	1	2	2.8	0	1	1	0	1	2	5.8
vs Fresno St.	11/26/2022		19:40	4-7	.571	0-0	.000	1-4	.250	0	1	1	2.6	2	1	0	0	0	9	6.3
Virginia	11/30/2022		20:18	3-11	.273	1-5	.200	0-0	.000	0	0	0	2.3	1	1	0	0	0	7	6.4
Totals			1 143:05	20-51	.392	3-12	.250	8-11	.727	3	15	18	2.3	9	4	11	0	5	51	6.4

Player Averages

Games Played	Minutes/game	Points/game	FG Pct	3FG Pct	FT Pct	Rebounds/game	Assists/game	Turnovers/game	Assist/Turnover ratio	Steals/game	Blocks/game
8	17.9	6.4	39.2	25.0	72.7	2.3	0.5	1.4	0.4	0.6	0.0

SEASON/CAREER HIGHS

Points	
Season	15, Norfolk State (11/9/22)
Career	31, at UNCW (12/19/21)*
Big Ten	-
Rebounds	
Season	7, Bryant (11/18/22)
Career	8, 2x*
Big Ten	-
Assists	
Season	1, 4x
Career	4, vs Coppin State (11/23/21)*
Big Ten	-
Steals	
Season	3, Norfolk State (11/9/22)
Career	4, 2x*
Big Ten	-
Blocks	
Season	-
Career	1, 3x*
Big Ten	-
Field Goals Made	
Season	5, Norfolk State (11/9/22)
Career	13, at UNCW (12/19/21)*
Big Ten	-
3-Point Field Goals Made	
Season	2, Norfolk State (11/9/22)
Career	6, at High Point (11/12/21)*
Big Ten	-
Free Throws Made	
Season	3, Norfolk State (11/9/22)
Career	13, at UNCW (12/19/21)*
Big Ten	-
Minutes	
Season	29, Norfolk State (11/9/22)
Career	40, at Houston (2/16/22)*
Big Ten	-
Career	
10-point games	63 (1 at PSU)
20-point games	20*

*At East Carolina (2019-22)

24 Alexa Williamson

F • 6-2 • Gr.
Houston, Pa. • Chartiers-Houston • Temple
Graduate Program: Organization Development



CAREER STATS

SEASON	TEAM	GP-GS	MIN/AVG	Field Goals		3-Point		F-Throws		Rebounds				Scoring						
				FG-FGA	FG%	3FG-3FGA	3FG%	FT-FTA	FT%	OFF	DEF	TOT	AVG	PF-FO	A	TO	BLK	STL	PTS	AVG
2018-19	Temple	25-7	377/15.1	47-114	.412	0-0	.000	24-39	.615	37	58	95	3.8	51-0	5	19	13	19	118	4.7
2019-20	Temple	30-24	560/18.7	72-173	.416	0-1	.000	41-66	.621	48	86	134	4.5	82-1	9	35	17	19	185	6.2
2020-21	Temple	21-21	570/27.1	101-206	.490	0-0	.000	61-104	.587	48	93	141	6.7	65-1	12	49	26	21	263	12.5
2021-22	Temple	27-17	544/20.1	85-192	.443	0-0	.000	52-80	.650	57	78	135	5.0	68-4	7	29	37	23	222	8.2
2022-23	PSU	8-7	143/17.9	30-55	.545	0-0	.000	6-11	.545	10	13	23	2.9	20-0	5	9	0	7	66	8.3
TOTAL FOR PSU		8-7	143/17.9	30-55	.545	0-0	.000	6-11	.545	10	13	23	2.9	20-0	5	9	0	7	66	8.3
TOTAL		111-76	2194/19.8	335-740	.453	0-1	.000	184-300	.613	200	328	528	4.8	286-6	38	141	93	89	854	7.7

2022-23 GAME-BY-GAME STATS

Opponent	Date	GS	MIN	Total		3-Pointers		Free throws		Rebounds				PF	A	TO	BLK	STL	PTS	AVG
				FG-FGA	PCT	3FG-3FGA	PCT	FT-FTA	PCT	OFF	DEF	TOT	AVG							
Norfolk St.	11/09/2022	*	22:02	3-6	.500	0-0	.000	0-0	.000	2	5	7	7.0	2	0	1	0	0	6	6.0
Fairfield	11/11/2022	*	21:08	7-10	.700	0-0	.000	2-3	.667	1	0	1	4.0	2	1	2	0	0	16	11.0
Youngstown St.	11/15/2022	*	22:08	1-4	.250	0-0	.000	0-1	.000	1	1	2	3.3	3	2	1	0	4	2	8.0
Bryant	11/18/2022	*	20:15	9-13	.692	0-0	.000	2-2	1.000	2	2	4	3.5	3	1	2	0	1	20	11.0
Syracuse	11/21/2022	*	10:06	1-4	.250	0-0	.000	0-0	.000	0	1	1	3.0	4	0	1	0	0	2	9.2
vs Toledo	11/25/2022	*	12:10	2-4	.500	0-0	.000	0-1	.000	1	2	3	3.0	4	0	0	0	0	4	8.3
vs Fresno St.	11/26/2022	*	19:45	7-11	.636	0-0	.000	1-2	.500	2	1	3	3.0	1	1	1	0	2	15	9.3
Virginia	11/30/2022	*	15:15	0-3	.000	0-0	.000	1-2	.500	1	1	2	2.9	1	0	1	0	0	1	8.3
Totals		7	142:49	30-55	.545	0-0	.000	6-11	.545	10	13	23	2.9	20	5	9	0	7	66	8.3

Player Averages

Games Played	Minutes/game	Points/game	FG Pct	3FG Pct	FT Pct	Rebounds/game	Assists/game	Turnovers/game	Assist/Turnover ratio	Steals/game	Blocks/game
8	17.9	8.3	54.5	0.0	54.5	2.9	0.6	1.1	0.6	0.9	0.0

SEASON/CAREER HIGHS

Points	Season 20, Bryant (11/19/22)
Career 29, at Houston (3/2/21)*	
Big Ten	-
Rebounds	Season 7, Norfolk State (11/9/22)
Career 8, 2x*	
Big Ten	-
Assists	Season 2, Youngstown St. (11/15/22)
Career 3, vs. Memphis (3/2/21)*	
Big Ten	-
Steals	Season 4, Youngstown St. (11/15/22)
Career 4, 3x*	
Big Ten	-
Blocks	Season -
Career 4, 3x*	
Big Ten	-
Field Goals Made	Season 9, Bryant (11/19/22)
Career 11, 2x*	
Big Ten	-
3-Point Field Goals Made	Season -
Career -	
Big Ten	-
Free Throws Made	Season 2, 2x
Career 7, 2x*	
Big Ten	-
Minutes	Season 22, 2x
Career 39, at USF (1/22/22)*	
Big Ten	-
Career	10-point games 32 (3 at PSU)
20-point games 6 (1 at PSU)	

*Includes at Temple (2018-22)

33 Johnasia Cash

F • 6-3 • Gr.
McKeesport, Pa. • McKeesport • SMU
Graduate Program: Homeland Security



CAREER STATS

SEASON	TEAM	GP-GS	MIN/AVG	Field Goals		3-Point		F-Throws		Rebounds				Scoring						
				FG-FGA	FG%	3FG-3FGA	3FG%	FT-FTA	FT%	OFF	DEF	TOT	AVG	PF-FO	A	TO	BLK	STL	PTS	AVG
2017-18	SMU	29-10	508/17.5	58-175	.331	3-19	.158	29-49	.592	52	118	170	5.9	83-4	8	59	9	15	148	5.1
2018-19	SMU	29-17	552/19.0	78-228	.342	4-17	.235	28-55	.509	73	120	193	6.7	63-0	20	71	27	26	188	6.5
2019-20	SMU	29-28	705/24.3	130-335	.388	1-7	.143	62-104	.596	94	179	273	9.4	103-4	28	84	40	52	323	11.1
2020-21	PSU	24-17	574/23.9	136-289	.471	1-3	.333	56-111	.505	63	148	211	8.8	84-5	22	75	26	30	329	13.7
2022-23	PSU	8-2	139/17.3	19-37	.514	0-0	.000	10-15	.667	21	31	52	6.5	17-0	8	13	4	10	48	6.0
TOTAL FOR PSU	32-19	712/22.3	155-326	.475	1-3	.333	66-126	.524	84	179	263	8.2	101-5	30	88	30	40	377	11.8	
TOTAL	119-74	2478/20.8	421-1064	.396	9-46	.196	185-334	.554	303	596	899	7.6	350-13	86	302	106	133	1036	8.7	

2022-23 GAME-BY-GAME STATS

Opponent	Date	GS	MIN	Total		3-Pointers		Free throws		Rebounds				PF	A	TO	BLK	STL	PTS	AVG
				FG-FGA	PCT	3FG-3FGA	PCT	FT-FTA	PCT	OFF	DEF	TOT	AVG							
Norfolk St.	11/09/2022		14:18	1-1	1.000	0-0	.000	1-2	.500	2	0	2	2.0	1	0	1	0	1	3	3.0
Fairfield	11/11/2022		08:38	2-2	1.000	0-0	.000	0-1	.000	0	3	3	2.5	3	1	0	1	4	3.5	
Youngstown St.	11/15/2022		14:59	2-3	.667	0-0	.000	3-4	.750	1	1	2	2.3	2	3	2	0	2	7	4.7
Bryant	11/18/2022		13:09	4-5	.800	0-0	.000	0-0	.000	6	5	11	4.5	2	0	0	0	8	5.5	
Syracuse	11/21/2022	*	31:04	3-11	.273	0-0	.000	3-4	.750	6	6	12	6.0	3	2	4	1	1	9	6.2
vs Toledo	11/25/2022		19:38	2-8	.250	0-0	.000	0-0	.000	3	7	10	6.7	4	0	1	1	0	4	5.8
vs Fresno St.	11/26/2022		13:41	2-2	1.000	0-0	.000	0-0	.000	0	5	5	6.4	1	1	4	1	2	4	5.6
Virginia	11/30/2022	*	23:05	3-5	.600	0-0	.000	3-4	.750	3	4	7	6.5	1	1	1	1	3	9	6.0
Totals		2	138:32	19-37	.514	0-0	.000	10-15	.667	21	31	52	6.5	17	8	13	4	10	48	6.0

Player Averages

Games Played	Minutes/game	Points/game	FG Pct	3FG Pct	FT Pct	Rebounds/game	Assists/game	Turnovers/game	Assist/Turnover ratio	Steals/game	Blocks/game
8	17.3	6.0	51.4	0.0	66.7	6.5	1.0	1.6	0.6	1.3	0.5

SEASON/CAREER HIGHS

Points	9, 2x
Season	28, at Purdue (1/31/21)
Career	28, at Purdue (1/31/21)
Big Ten	28, at Purdue (1/31/21)
Rebounds	12, Syracuse (11/21/22)
Season	19, vs. Nebraska (2/4/21)
Career	19, vs. Nebraska (2/4/21)
Big Ten	19, vs. Nebraska (2/4/21)
Assists	3, Youngstown St. (11/15/22)
Season	3, 6x
Career	3, vs. Wisconsin (2/7/21)
Big Ten	3, vs. Wisconsin (2/7/21)
Steals	3, Virginia (11/30/22)
Season	6, vs. Memphis (3/2/20)
Career	4, vs. Wisconsin (2/7/21)
Big Ten	4, vs. Wisconsin (2/7/21)
Blocks	1, 4x
Season	4, 3x
Career	3, 2x
Big Ten	3, 2x
Field Goals Made	4, Bryant (11/19/22)
Season	13, at Purdue (1/31/21)
Career	13, at Purdue (1/31/21)
Big Ten	13, at Purdue (1/31/21)
3-Point Field Goals Made	-
Season	1, 9x*
Career	1, vs. Nebraska (2/4/21)
Big Ten	1, vs. Nebraska (2/4/21)
Free Throws Made	3, 3x
Season	8, vs. Nebraska (2/4/21)
Career	8, vs. Nebraska (2/4/21)
Big Ten	8, vs. Nebraska (2/4/21)
Minutes	31 Syracuse (11/21/22)
Season	34, 2x
Career	34, vs. Rutgers (2/28/21)
Big Ten	34, vs. Rutgers (2/28/21)
Career	46 (17 at PSU)
10-point games	4 (3 at PSU)
20-point games	4 (3 at PSU)

*Includes at SMU (2017-21)

GAME 9 | PENN STATE AT MINNESOTA | DECEMBER 3, 2022 | WILLIAMS ARENA

GAME 1: NORFOLK STATE

NCAA Official Basketball Box Score - Final
Norfolk St. at Penn St.
 11/09/22 Bryce Jordan Center, State College
 2022-23 Women's Basketball
 Game Time: 7:00 PM
 Game Duration: 3:28
 Attendance: 1,777
 Officials: Felicia Gritter, Ashlee Goode, Brad Maxwell

Norfolk St. - 61													Record: 1-1												
NO.	Name	Min	FG	3P	FT	Rebounds	Fouls	TP	AS	TO	ST	Blocks	BS	BA	+/	Shooting By Period									
			M/A	M/A	M/A	OR	DR	PF								1st	2nd	3rd	4th	GM	FT%				
10	Mahogany Williams	F	12:21	0-1	0-0	0-0	1	1	3	0	0	1	0	0	0	-10	1st	FG%	3-11	27.3%					
50	Kierra Wheeler	F	26:12	3-5	0-0	1-5	3	7	10	2	4	7	0	0	0	-13	3PT%	1-6	16.7%						
1	Deja Francis	G	32:54	3-8	1-3	6-7	0	4	4	3	5	13	1	8	2	0	0	0	0	0	0	0			
2	Niya Fields	G	24:09	3-7	1-5	0-0	1	1	4	0	7	3	1	1	0	-7	FT%	1-3	33.3%						
5	Camille Downs	G	26:16	4-13	2-5	0-0	1	5	6	2	10	4	6	6	1	1	2nd	FG%	6-9	31.6%					
0	Crystal White		22:42	4-8	3-7	0-0	1	0	1	1	11	2	0	0	0	0	3PT%	0-7	0.0%						
12	Makoye Diawara		27:11	4-7	1-3	0-0	4	4	8	2	9	4	6	6	1	1	FT%	2-3	66.7%						
13	Skye Robinson		11:01	1-1	0-0	0-0	1	1	2	1	2	0	1	0	0	0	3rd	FG%	7-16	43.8%					
24	Danajah Williams		13:58	1-6	0-2	0-0	0	0	0	0	2	0	0	1	0	0	FT%	1-2	50.0%						
3	Alana Swift		03:16	0-2	0-0	0-0	0	0	0	0	0	0	0	0	0	0	4th	FG%	7-12	58.3%					
Team							3	1	4	0	0	0	2			3PT%	1-5	20.0%							
Totals			23:58	8-25	7-12	12	24	36	24	14	61	12	22	11	0	2	GM	FG%	23-58	39.7%					
																	3PT%	8-25	32.0%						
																	FT%	7-12	58.3%						

Penn St. - 67													Record: 1-0												
NO.	Name	Min	FG	3P	FT	Rebounds	Fouls	TP	AS	TO	ST	Blocks	BS	BA	+/	Shooting By Period									
			M/A	M/A	M/A	OR	DR	PF								1st	2nd	3rd	4th	GM	FT%				
11	Anna Camden	F	25:40	2-9	2-9	0-2	2	0	2	3	1	6	1	3	0	4	1st	FG%	4-9	44.4%					
24	Alexa Williamson	F	22:02	3-6	0-0	0-0	2	5	7	2	0	6	0	1	0	0	3PT%	3-6	50.0%						
5	Lelani Kapinus	G	30:46	1-4	1-3	6-6	3	5	8	3	7	9	3	6	1	0	0	FT%	2-4	50.0%					
20	Makenna Marisa	G	38:02	8-16	2-4	6-8	3	8	11	2	7	24	4	4	1	1	2nd	FG%	4-16	25.0%					
23	Taniyah Thompson	G	28:58	5-11	2-6	3-3	0	2	2	0	3	15	1	2	3	0	0	3PT%	1-9	11.1%					
10	Chanaya Pinto	G	18:18	0-3	0-2	3-6	1	3	4	2	4	3	0	5	0	0	1	FT%	6-6	100%					
22	Ali Campbell		11:47	0-2	0-1	0-0	0	0	0	0	0	0	0	0	0	0	3rd	FG%	8-15	53.3%					
33	Johnasia Cash		14:18	1-1	0-0	1-2	2	2	1	1	3	0	1	1	0	0	4th	FG%	2-7	28.6%					
4	Shay Ciezki		08:08	0-1	0-0	1-2	0	0	0	1	1	1	0	1	0	0	FT%	6-11	54.5%						
1	Ali Brigham		03:01	0-0	0-0	1-0	1	0	1	0	0	0	0	0	0	0	GM	FG%	20-53	37.7%					
Team							1	4	5	0	0	0	0	1			3PT%	7-25	28.0%						
Totals			20:53	7-25	20-29	15	27	42	14	24	67	10	23	7	2	0	6	FT%	20-29	69.0%					

Biggest lead		Points from		Turnovers		Period by Period Scoring	
NSU	PSU	1st	2nd	3rd	4th	TOT	
0 (1st 10:00)	12 (3rd 0:47)	8	14	21	18	61	
Best Scoring Run	8 (4th 1:43)	9 (1st 7:08)	28	20	20	68	
Lead Changes	0	0	0	0	0	0	
Times Tied	0	0	0	0	0	0	
Time with Lead	00:00	39:13					

GAME 2: FAIRFIELD

NCAA Official Basketball Box Score - Final
Fairfield at Penn St.
 11/11/22 Bryce Jordan Center, State College
 2022-23 Women's Basketball
 Game Time: 7:00 PM
 Game Duration: 1:51
 Attendance: 1,599
 Officials: Brian Garland, Kate Entering, Kyle Galloway

Fairfield - 49													Record: 1-1												
NO.	Name	Min	FG	3P	FT	Rebounds	Fouls	TP	AS	TO	ST	Blocks	BS	BA	+/	Shooting By Period									
			M/A	M/A	M/A	OR	DR	PF								1st	2nd	3rd	4th	GM	FT%				
23	Callie Cavanaugh	F	30:41	6-10	0-0	1-2	3	0	3	3	3	13	2	3	1	0	1st	FG%	3-11	27.3%					
41	Andrea Hermangomez	F	30:39	1-5	0-0	0-0	2	4	6	3	2	2	0	2	1	0	3PT%	0-4	0.0%						
2	Mimi Rubino	G	34:26	0-10	0-4	2-4	1	2	3	0	3	2	4	3	1	0	0	FT%	0-1	0%					
3	Janelle Brown	G	16:06	3-7	2-5	0-0	0	2	2	4	2	8	2	6	4	0	2nd	FG%	1-9	31.6%					
10	Izabella Nicoletti-Lette	G	28:44	5-12	1-6	3-4	2	3	5	3	3	14	3	5	1	1	3PT%	2-7	0.0%						
15	Laurin Beach	G	28:34	2-4	1-2	0-1	0	1	1	1	1	5	1	2	0	0	FT%	0-3	0.0%						
42	Mackenzie Martin	G	10:28	2-3	0-0	0-0	1	0	1	1	3	4	0	2	0	0	3rd	FG%	6-14	42.9%					
1	Anna Eng		07:27	0-0	0-0	0-0	0	1	1	0	0	0	0	0	0	0	FT%	1-2	50.0%						
34	Brooke Tatarian		03:34	0-0	0-0	0-0	0	0	0	0	0	0	0	0	0	0	4th	FG%	7-12	58.3%					
33	Dayna Tirado		03:16	0-0	0-0	0-0	0	0	0	0	0	0	0	0	0	0	3PT%	1-5	20.0%						
22	Jocelyn Polansky		02:40	0-1	0-0	0-0	0	0	0	0	0	0	0	0	0	0	FT%	3-4	75%						
25	Mackenzie Daleba		02:40	0-1	0-0	1-4	1	1	2	1	2	1	0	0	0	0	GM	FG%	23-58	39.7%					
12	Kate Peek		00:45	0-0	0-0	0-0	0	0	0	0	0	0	0	0	0	0	3PT%	8-25	32.0%						
Team							2	0	2	0	0	0	0	0	0	0	FT%	7-12	58.3%						
Totals			19:53	4-17	7-15	12	14	26	16	20	49	12	27	9	1	1	28	Dead Ball Rebounds: 7.1							

Penn St. - 77													Record: 2-0												
NO.	Name	Min	FG	3P	FT	Rebounds	Fouls	TP	AS	TO	ST	Blocks	BS	BA	+/	Shooting By Period									
			M/A	M/A	M/A	OR	DR	PF								1st	2nd	3rd	4th	GM	FT%				
11	Anna Camden	F	18:59	0-1	0-0	0-0	1	1	2	1	0	0	0	2	1	0	0	1st	FG%	8-14	57.1%				
24	Alexa Williamson	F	21:07	7-10	0-0	2-3	1	0	1	2	3	7	1	2	0	0	15	3PT%	1-3	33.3%					
4	Shay Ciezki	G	22:15	3-10	1-7	0-0	2	2	4	2	0	16	0	2	2	0	0	FT%	4-4	100%					
5	Lelani Kapinus	G	28:18	5-8	0-0	1-1	2	6	8	1	2	11	2	3	9	1	0	2nd	FG%	5-13	38.5%				
20	Makenna Marisa	G	33:39	5-10	0-0	4-5	1	3	4	2	5	14	0	5	3	0	1	3PT%	1-3	33.3%					
23	Taniyah Thompson	G	18:57	2-5	0-0	2-2	1	3	4	1	1	6	0	2	1	0	0	FT%	2-4	50%					
33	Johnasia Cash		08:38	2-2	0-0	0-1	0	3	3	2	4	1	1	0	1	0	0	3rd	FG%	9-17	52.9%				
22	Ali Campbell		19:13	5-7	3-5	0-0	0	1	1	1	1	13	1	1	0	0	0	FT%	3-3	100%					
1	Ali Brigham		13:57	2-4	0-0	0-0	2	1	3	4	1	4	2	2	0	0	0	4th	FG%	9-15	60.0%				
10	Chanaya Pinto		10:05	0-1	0-0	2-2	2	0	0	1	2	1	2	1	0	0	0	3PT%	2-3	66.7%					
2	Aicha Dia		02:00	0-1	0-0	1-0	1	0	1	0	0	0	0	0	0	0	0	FT%	4-4	100%					
12	Kayla Thomas		01:31	0-0	0-0	0-0	0	0	0	0	1	0	0	0	0	0	0	GM	FG%	31-59	52.5%				
0	Ivane Tensaie		01:21	0-0	0-0	0-0	0	0	0	0	0	0	0	0	0	0	0	3PT%	4-12	33.3%					
Team							0	2	2	0	0	0	0	0	0	0	0	FT%	11-14	78.6%					
Totals			31:59	4-12	11-14	13	22	35	20	16	77	18	27	17	1	1	28	Dead Ball Rebounds: 3.1							

GAME 9 | PENN STATE AT MINNESOTA | DECEMBER 3, 2022 | WILLIAMS ARENA

GAME 5: SYRACUSE

Official Basketball Box Score - Final
Syracuse at Penn St.
11/21/22 Bryce Jordan Center, State College
2022-23 Women's Basketball

Game Time: 7:00 PM
Game Duration: 1:48
Attendance: 1,650

Record: 4-1

Officials: Felicia Griner, Tim Dalay, Erica Parker

NO.	Name	Min	FG			3P			FT			Rebounds			Fouls			TP	AS	TO	ST	Blocks		+/-
			M/A	M/A	M/A	M/A	M/A	M/A	M/A	OR	DR	TOT	PF	FD	PF	FD	PF					FD	BS	
15	Asia Strong	F	37:42	5-12	1-5	0-1	0	9	9	3	4	11	2	1	0	2	0	0	2	0	0	-11		
24	Dariauna Lewis	F	34:59	2-3	0-0	0-0	1	8	9	4	1	4	0	1	1	0	0	0	0	0	-2			
2	Dyaisha Fair	G	38:53	7-18	3-10	0-6	0	3	3	0	7	20	6	1	5	0	0	0	0	-8				
4	Teisha Hyman	G	24:57	7-13	2-3	3-3	1	2	3	5	19	6	8	1	0	0	0	0	0	0				
25	Alaina Rice	G	37:38	3-9	3-7	0-0	0	3	3	1	9	1	4	1	0	1	0	0	0	-15				
12	Cheyenne McEvans	G	09:40	0-3	0-0	2-2	0	0	0	0	1	2	0	1	0	0	0	0	0	-7				
21	Saniaa Wilson	G	06:02	0-0	0-0	0-0	0	0	0	0	0	0	0	0	0	0	0	0	0	-8				
3	Nyah Wilson	G	08:52	2-3	0-0	0-0	0	0	0	0	4	0	0	2	0	0	0	0	0	-9				
22	Kyra Wood	G	01:17	0-0	0-0	0-0	0	0	0	0	0	0	0	0	0	0	0	0	0	0				
Team							5	0	5	0	0	0	0	0	0	0	0	0	0	0				
Totals			26:61	9-25	8-12	7	25	32	20	19	69	15	19	8	4	2	-13							

Technical Fouls: NONE

Shooting By Period

1st FG%	10-17	58.8%
3PT%	6-7	85.7%
FT%	1-2	50%
2nd FG%	5-12	41.7%
3PT%	1-6	16.7%
FT%	3-5	60%
3rd FG%	5-7	29.4%
3PT%	0-5	0.0%
FT%	4-5	80%
4th FG%	6-15	40.0%
3PT%	2-7	28.6%
FT%	0-0	0%
GM FG%	26-61	42.6%
3PT%	9-25	36.0%
FT%	8-12	66.7%

Dead Ball Rebounds: 1, 0

Record: 5-0

NO.	Name	Min	FG			3P			FT			Rebounds			Fouls			TP	AS	TO	ST	Blocks		+/-
			M/A	M/A	M/A	M/A	M/A	M/A	M/A	OR	DR	TOT	PF	FD	PF	FD	PF					FD	BS	
24	Alexa Williamson	F	10:06	1-4	0-0	0-0	0	1	1	4	0	2	0	1	0	0	0	0	0	0	0	0	-7	
33	Johanna Cash	F	31:04	5-11	0-0	3-4	6	6	12	3	3	9	2	4	1	1	0	0	0	0	0			
4	Shay Ciezki	G	30:34	6-12	4-9	2-2	1	1	2	2	3	18	3	1	1	0	1	16						
5	Lellani Kapinus	G	18:36	1-3	0-1	2-3	2	3	5	4	3	4	0	4	1	1	0	-15						
20	Makenna Marisa	G	38:14	8-21	1-4	5-5	3	5	8	0	5	22	7	2	3	0	2	13						
10	Chanaya Pinto	F	18:25	5-7	1-1	1-2	2	5	7	1	5	12	0	0	0	0	0	20						
23	Taniyah Thompson	G	08:06	1-3	0-0	0-0	0	1	1	1	0	2	0	1	0	0	0	0	0	-4				
11	Anna Camden	F	13:27	2-5	2-5	0-0	0	1	1	1	0	6	1	1	0	0	0	2						
22	Alii Campbell	F	25:25	1-3	0-2	0-0	1	3	4	2	2	5	0	4	0	0	0	31						
1	Alii Brigham	G	06:03	2-3	0-0	1-2	0	1	1	1	1	5	1	0	0	0	0	1	9					
Team							4	3	7	0	0	0	0	0	0	0	0	0	0	0				
Totals			30:72	8-22	14-18	19	30	49	19	20	82	19	14	10	2	4	13							

Technical Fouls: NONE

Shooting By Period

1st FG%	5-18	27.8%
3PT%	0-3	0.0%
FT%	4-5	80%
2nd FG%	4-18	22.2%
3PT%	1-4	25.0%
FT%	0-0	0%
3rd FG%	8-16	50.0%
3PT%	4-9	50.0%
FT%	2-4	50%
4th FG%	13-20	65.0%
3PT%	3-7	42.9%
FT%	8-9	88.9%
GM FG%	30-72	41.7%
3PT%	8-22	36.4%
FT%	14-18	77.8%

Dead Ball Rebounds: 2, 1

Biggest lead	SYR		PSU		Points from Turnovers	SYR	PSU	Period by Period Scoring
	1st	2nd	3rd	4th				
Best Scoring Run	11 (1st 8:24)	7 (4th 8:43)	21 (3rd 8:07)	13 (4th 0:08)	10	25	26	34
Lead Changes	3	0	2	0	2	5	9	21
Times Tied	0	0	0	0	0	0	0	0
Time with Lead	33:28	05:58	0	0	14	9	22	37

GAME 6: TOLEDO

Official Basketball Box Score - Final
Toledo at Penn St.
11/25/22 Ocean Center, Daytona Beach, Fla.
2022 Dayton Beach Invitational

Game Time: 1:15 PM
Game Duration: 2:00
Attendance: 350

Record: 3-2

Officials: Natasha Harris, Lauren Niemera, Erica Herriman

NO.	Name	Min	FG			3P			FT			Rebounds			Fouls			TP	AS	TO	ST	Blocks		+/-
			M/A	M/A	M/A	M/A	M/A	M/A	M/A	OR	DR	TOT	PF	FD	PF	FD	PF					FD	BS	
34	Jessica Cook	F	23:01	2-7	0-0	1-2	2	3	5	1	3	5	1	1	2	1	1	1	1	0	0	-2		
2	Sophia Wiard	G	39:12	3-11	1-4	8-10	0	8	8	2	8	15	3	2	0	0	0	0	0	0	-4			
5	Quinesha Lockett	G	33:15	5-14	0-6	5-7	4	3	7	3	5	15	4	1	1	1	0	5						
22	Khera Goss	G	24:10	3-6	1-3	1-2	1	0	1	0	2	8	0	2	2	0	0	0	0	-1				
33	Sammie Mikonowicz	G	35:38	2-9	1-4	3-4	3	5	8	2	3	8	2	3	0	0	0	-12						
1	Nan Garcia	F	08:23	1-5	0-3	0-0	1	0	1	0	0	2	0	1	1	0	0	0	0	-7				
12	Jayda Jansen	G	09:43	0-4	0-1	0-0	0	2	2	1	0	0	0	0	0	0	0	0	0	0				
24	Justina King	F	16:38	2-4	0-1	2-2	0	1	1	1	1	6	1	0	0	0	0	3						
24	Yanah Curry	F	01:24	0-1	0-0	0-0	0	0	0	0	0	0	0	0	0	0	0	0	0	0				
13	Lonasia Brewer	G	08:36	0-1	0-0	0-0	0	2	3	1	0	0	0	0	0	0	0	0	0	0				
Team							2	1	3	0	0	0	0	0	0	0	0	0	0	0				
Totals			18:62	3-22	20-27	15	24	39	11	23	59	11	12	10	2	1	-1							

Technical Fouls: NONE

Shooting By Period

1st FG%	5-13	38.5%
3PT%	0-5	0.0%
FT%	3-5	60%
2nd FG%	5-18	27.8%
3PT%	0-4	0.0%
FT%	2-2	100%
3rd FG%	3-14	21.4%
3PT%	1-6	16.7%
FT%	5-6	83.3%
4th FG%	5-17	29.4%
3PT%	2-7	28.6%
FT%	10-14	71.4%
GM FG%	18-62	29.0%
3PT%	3-22	13.6%
FT%	20-27	74.1%

Dead Ball Rebounds: 4, 1

Record: 6-0

NO.	Name	Min	FG			3P			FT			Rebounds			Fouls			TP	AS	TO	ST	Blocks		+/-
			M/A	M/A	M/A	M/A	M/A	M/A	M/A	OR	DR	TOT	PF	FD	PF	FD	PF					FD	BS	
10	Chanaya Pinto	F	27:59	5-9	2-4	1-1	3	3	6	2	13	0	3	3	0	0	0	0	0	0	0			
24	Alexa Williamson	F	12:11	2-4	0-0	0-1	1	2	3	4	1	4	0	0	0	0	0	0	0	0	0			
4	Shay Ciezki	G	35:51	6-13	2-5	2-2	0	1	1	4	2	16	3	2	1	0	1	6						
5	Lellani Kapinus	G	19:45	0-3	0-2	3-4	0	4	4	2	4	3	1	5	1	0	0	0	0	0				
20	Makenna Marisa	G	37:29	7-14	0-1	0-0	0	4	4	2	0	14	3	2	1	0	0	0	0	0				
33	Johanna Cash	F	19:39	2-8	0-0	0-0	3	7	10	4	0	4	0	1	0	1	0	1	0	0				
11	Anna Camden	F	17:37	0-2	0-2	0-0	0	1	1	2	1	0	0	0	0	0	0	0	0	0				
23	Taniyah Thompson	G	10:45	1-2	0-0	0-0	1	1	2	0	1	2	1	1	1	0	0	0	0	0				
1	Alii Brigham	G	08:40	2-5	0-1	0-0	1	4	5	0	0	4	1	1	1	0	0	0	0	0				
22	Alii Campbell	F	07:26	0-1	0-0	0-0	0	1	1	3	0	0	0	2	0	0	0	0	0	0				
2	Aicha Dia	F	02:38	0-0	0-0	0-0	0	0	0	0	0	0	0	0	0	0	0	0	0	0				
Team							3	3	6	0	0	0	0	0	0	0	0	0	0	0				
Totals			25:61	4-15	6-8	12	31	43	23	11	60	9	19	8	1	2	1							

Technical Fouls: NONE

Shooting By Period

1st FG%	8-13	61.5%
3PT%	2-2	100%
FT%	0-0	0%
2nd FG%	4-21	19.0%
3PT%	0-6	0.0%
FT%	3-3	100%
3rd FG%	6-13	46.2%
3PT%	1-5	20.0%
FT%	0-0	0%
4th FG%	7-14	50.0%
3PT%	1-2	50.0%
FT%	3-5	6



**2022-23 Penn St. Women's Basketball
Combined Team Statistics
All games**

Game Records

Record	Overall	Home	Away	Neutral
ALL GAMES	7-1	5-1	0-0	2-0
CONFERENCE	0-0	0-0	0-0	0-0
NON-CONFERENCE	7-1	5-1	0-0	2-0

Score by Periods

Team	1st	2nd	3rd	4th	OT	TOT
Penn St.	131	131	158	175	0	595
Opponents	112	114	124	122	0	472

Team Box Score

No.	Player				Total		3-Point		F-Throw		Rebounds											
		GP-GS	MIN	AVG	FG-FGA	FG%	3FG-3FGA	3FG%	FT-FTA	FT%	OFF	DEF	TOT	AVG	PF	DQ	A	TO	BLK	STL	PTS	AVG
20	MARISA, Makenna	8-8	253:39	31.7	51-116	.440	11-29	.379	21-26	.808	11	28	39	4.9	13	0	34	24	1	16	134	16.8
4	CIEZKI, Shay	8-7	200:39	25.1	27-69	.391	13-35	.371	10-13	.769	4	10	14	1.8	16	0	21	11	0	11	77	9.6
5	KAPINUS, Leilani	8-8	203:00	25.4	28-56	.500	1-8	.125	17-22	.773	12	38	50	6.3	18	0	23	27	4	28	74	9.3
24	WILLIAMSON, Alexa	8-7	142:49	17.9	30-55	.545	0-0	.000	6-11	.545	10	13	23	2.9	20	0	5	9	0	7	66	8.3
23	THOMPSON, Taniyah	8-1	143:05	17.9	20-51	.392	3-12	.250	8-11	.727	3	15	18	2.3	9	0	4	11	0	5	51	6.4
33	CASH, Johnasia	8-2	138:32	17.3	19-37	.514	0-0	.000	10-15	.667	21	31	52	6.5	17	0	8	13	4	10	48	6.0
10	PINTO, Chanaya	7-2	106:26	15.2	14-28	.500	3-8	.375	11-17	.647	13	16	29	4.1	10	0	5	13	0	5	42	6.0
1	BRIGHAM, Ali	8-0	87:04	10.9	16-27	.593	0-1	.000	6-8	.750	11	16	27	3.4	11	0	9	7	2	3	38	4.8
22	CAMPBELL, Alli	8-0	136:03	17.0	13-31	.419	5-14	.357	0-0	.000	3	11	14	1.8	9	0	12	11	0	13	31	3.9
11	CAMDEN, Anna	8-5	142:21	17.8	7-29	.241	6-25	.240	2-4	.500	3	8	11	1.4	9	0	7	7	2	6	22	2.8
0	TENSAIE, Ivane	4-0	11:56	3.0	2-5	.400	1-2	.500	0-0	.000	0	0	0	0.0	0	0	0	0	0	0	5	1.3
2	DIA, Aicha	5-0	20:54	4.2	2-4	.500	0-1	.000	0-0	.000	1	2	3	0.6	1	0	1	1	0	1	4	0.8
12	THOMAS, Kayla	4-0	12:54	3.2	0-1	.000	0-0	.000	3-4	.750	1	1	2	0.5	4	0	0	3	1	0	3	0.8
Team											17	20	37					4				
Total		8	1599		229-509	.450	43-135	.319	94-131	.718	110	209	319	39.9	137	0	129	141	14	105	595	74.4
Opponents		8	1600		173-450	.384	55-192	.286	71-107	.664	80	184	264	33.0	138	3	109	185	13	66	472	59.0

Team Statistics

	PSU	OPP
Scoring	595	472
Points per game	74.4	59.0
Scoring margin	+15.4	-
Field goals-att	229-509	173-450
Field goal pct	.450	.384
3 point fg-att	43-135	55-192
3-point FG pct	.319	.286
3-pt FG made per game	5.4	6.9
Free throws-att	94-131	71-107
Free throw pct	.718	.664
F-Throws made per game	11.8	8.9
Rebounds	319	264
Rebounds per game	39.9	33.0
Rebounding margin	+6.9	-
Assists	129	109
Assists per game	16.1	13.6
Turnovers	141	185
Turnovers per game	17.6	23.1
Turnover margin	+5.5	-
Assist/turnover ratio	0.9	0.6
Steals	105	66
Steals per game	13.1	8.3
Blocks	14	13
Blocks per game	1.8	1.6
Winning streak	0	-
Home win streak	0	-
Attendance	10315	0
Home games-Avg/Game	6-1719	0-0
Neutral site-Avg/Game	-	2-248

Team Results

Date	Opponent		Score	Att.
11/09/2022	Norfolk St.	W	67-61	1777
11/11/2022	Fairfield	W	77-49	1959
11/15/2022	Youngstown St.	W	77-63	1541
11/18/2022	Bryant	W	96-33	1565
11/21/2022	Syracuse	W	82-69	1650
11/25/2022	vs Toledo	W	60-59	350
11/26/2022	vs Fresno St.	W	68-49	145
11/30/2022	Virginia	L	68-89	1823



**2022-23 Penn St. Women's Basketball
Season Schedule/Results & Leaders
All games**

Game Records

Record	Overall	Home	Away	Neutral
ALL GAMES	7-1	5-1	0-0	2-0
CONFERENCE	0-0	0-0	0-0	0-0
NON-CONFERENCE	7-1	5-1	0-0	2-0

Team Results

Date	Opponent		Score	Att.	High Points	High Rebounds
11/09/2022	Norfolk St.	W	67-61	1777	(24) MARISA, Makenna	(11) MARISA, Makenna
11/11/2022	Fairfield	W	77-49	1959	(16) WILLIAMSON, Alexa	(8) KAPINUS, Leilani
11/15/2022	Youngstown St.	W	77-63	1541	(21) MARISA, Makenna (21) KAPINUS, Leilani	(9) KAPINUS, Leilani
11/18/2022	Bryant	W	96-33	1565	(20) WILLIAMSON, Alexa	(11) CASH, Johnasia
11/21/2022	Syracuse	W	82-69	1650	(22) MARISA, Makenna	(12) CASH, Johnasia
11/25/2022	vs Toledo	W	60-59	350	(16) CIEZKI, Shay	(10) CASH, Johnasia
11/26/2022	vs Fresno St.	W	68-49	145	(15) WILLIAMSON, Alexa	(5) CASH, Johnasia
11/30/2022	Virginia	L	68-89	1823	(16) MARISA, Makenna	(7) CASH, Johnasia

Attendance Summary

	Games	Attend	Avg/Game
Home	6	10315	1719
Away	0	0	0
Neutral	2	495	248
Total	8	10810	1351

GAME 9 | PENN STATE AT MINNESOTA | DECEMBER 3, 2022 | WILLIAMS ARENA

NCAA Statistics

Penn St. - 2022-23 Women's Basketball Ranking Summary thru games 12/01/2022

Statistic	National Rank	Conference Rank	Value	National Leader	Value	Conference Leader	Value
Assist/Turnover Ratio (350 ranked)	118	13	0.91	Colorado St.	2.22	Indiana	1.80
Assists Per Game (350 ranked)	62	12	16.1	Utah	21.7	Ohio St.	21.6
Blocks Per Game (350 ranked)	300	14	1.8	South Carolina	10.3	Rutgers	5.8
Field Goal Percentage (350 ranked)	54	8	45.0	Utah	52.6	Indiana	52.0
Field Goal Percentage Defense (350 ranked)	137	9	38.4	South Carolina	27.3	Illinois	32.0
Fouls Per Game (350 ranked)	161	10	17.1	Oregon St.	11.1	Michigan	14.6
Free Throw Attempts Per Game (350 ranked)	208	10	16.38	Notre Dame	29.29	Iowa	21.88
Free Throw Percentage (350 ranked)	122	9	71.8	Green Bay	88.7	Michigan	81.9
Free Throws Made Per Game (349 ranked)	184	11	11.75	Evansville	21.20	Iowa	16.12
Rebound Margin (350 ranked)	72	5	6.9	LSU	25.1	Illinois	14.1
Rebounds (Defensive) Per Game (350 ranked)	149	11	26.1	Drake	37.2	Iowa	31.1
Rebounds (Offensive) Per Game (350 ranked)	82	4	13.8	Troy	22.3	Michigan St.	15.8
Rebounds Per Game (349 ranked)	112	7	39.88	LSU	54.12	Illinois	45.62
Scoring Defense (350 ranked)	85	4	59.0	Virginia Tech	46.1	Michigan	53.9
Scoring Margin (349 ranked)	51	7	15.4	LSU	49.8	Ohio St.	32.3
Scoring Offense (350 ranked)	80	10	74.4	LSU	98.2	Ohio St.	94.3
Steals Per Game (350 ranked)	13	2	13.1	Ga. Southern	18.0	Ohio St.	17.7
Three Point Attempts Per Game (350 ranked)	260	13	16.9	FGCU	33.3	Iowa	25.5
				Tulsa	33.3	Nebraska	25.5
Three Point Percentage (350 ranked)	150	11	31.9	Illinois	44.1	Illinois	44.1
Three Point Percentage Defense (350 ranked)	129	4	28.6	Robert Morris	16.1	Illinois	23.5
Three Pointers Per Game (350 ranked)	218	13	5.4	Lehigh	11.4	Indiana	8.5
						Iowa	8.5
Turnover Margin (350 ranked)	48	5	5.50	Ohio St.	15.00	Ohio St.	15.00
Turnovers Forced Per Game (350 ranked)	20	3	23.12	Ohio St.	29.00	Ohio St.	29.00
Turnovers Per Game (350 ranked)	244	12	17.6	Colorado St.	7.3	Indiana	11.1
Winning Percentage (334 ranked)	26	4	87.5	21 teams tied	100.0	Indiana	100.0
						Michigan	100.0
						Ohio St.	100.0

GAME 9 | PENN STATE AT MINNESOTA | DECEMBER 3, 2022 | WILLIAMS ARENA

Statistic	Player	National Rank	Conference Rank	Value	National Leader	Value	Conference Leader	Value
Assist/Turnover Ratio (250 ranked)	Makenna Marisa	188	16	1.42	Kyah Watson, West Virginia	9.00	Chloe Moore-McNeil, Indiana	5.25
Assists (150 ranked)	Makenna Marisa	62	10	34	Taina Mair, Boston College	67	Jeanae Terry, Purdue	64
Assists Per Game (248 ranked)	Makenna Marisa	97	10	4.2	Nika Muhl, UConn	10.8	Jeanae Terry, Purdue	8.0
Blocks (121 ranked)					Brooke Flowers, Saint Louis	41	Diamond Miller, Maryland	17
Blocks Per Game (210 ranked)					Brooke Flowers, Saint Louis	4.10	Diamond Miller, Maryland	2.12
Double Doubles (30 ranked)					Lauren Gustin, BYU Angel Reese, LSU	8 8	Alanna Micheaux, Minnesota	4
Field Goal Attempts (149 ranked)	Makenna Marisa	36	3	116	Kyla McMakin, Saint Louis	193	Caitlin Clark, Iowa	160
Field Goal Percentage (249 ranked)	Makenna Marisa	200	19	44.0	Kurstyn Harden, SFA	73.5	Mackenzie Holmes, Indiana	73.4
Field Goals (138 ranked)	Makenna Marisa	40	7	51	Ta'Niya Latson, Florida St.	82	Caitlin Clark, Iowa	76
Free Throw Attempts (149 ranked)					Caitlin Clark, Iowa	70	Caitlin Clark, Iowa	70
Free Throw Percentage (250 ranked)	Makenna Marisa	156	9	80.8	6 players tied	100.0	Genesis Bryant, Illinois	96.6
Free Throws (143 ranked)					Caitlin Clark, Iowa	57	Caitlin Clark, Iowa	57
Minutes Per Game (150 ranked)					Lindsey Duvall, Northern Ky.	39.74	Awa Sidibe, Rutgers	34.97
Points (195 ranked)	Makenna Marisa	49	8	134	Caitlin Clark, Iowa	232	Caitlin Clark, Iowa	232
Points Per Game (246 ranked)	Makenna Marisa	94	10	16.8	Caitlin Clark, Iowa	29.0	Caitlin Clark, Iowa	29.0
Rebounds (150 ranked)					Angel Reese, LSU	118	Chyna Cornwell, Rutgers	77
Rebounds (Defensive) Per Game (30 ranked)					Lauren Gustin, BYU	10.5		
Rebounds (Offensive) Per Game (30 ranked)					Kierra Prim, Central Ark.	7.2		
Rebounds Per Game (248 ranked)					Angel Reese, LSU	14.8	Kendall Bostic, Illinois Alexis Markowski, Nebraska	9.2 9.2
Steals (146 ranked)	Leilani Kapinus Makenna Marisa	4 111	2 8	28 16	Ny'Ceara Pryor, Sacred Heart	34	Jacy Sheldon, Ohio St.	30
Steals Per Game (243 ranked)	Leilani Kapinus Makenna Marisa	11 177	1 7	3.50 2.00	Gabi Vidmar, Cal St. Fullerton	4.60	Leilani Kapinus, Penn St.	3.50
Three Point Attempts (147 ranked)					Kyla McMakin, Saint Louis	74	Caitlin Clark, Iowa	71
Three Point Percentage (220 ranked)					Sophia Tougas, CSU Bakersfield	66.7	Jada Peebles, Illinois	59.5
Three Pointers (135 ranked)					Hannah Jump, Stanford	33	Caitlin Clark, Iowa Julie Pospisilova, Wisconsin	23 23
Three Pointers Per Game (237 ranked)					Jade Moore, North Ala. Esmeralda Morales, Portland St.	4.00 4.00	Caitlin Clark, Iowa	2.88
Triple Doubles (1 ranked)					5 players tied	1		



**2022-23 Penn St. Women's Basketball
Team High/Low Analysis
All games**

Penn St. - Game Highs

POINTS	96	Bryant (11/18/2022)
	82	Syracuse (11/21/2022)
	77	Youngstown St. (11/15/2022)
	77	Fairfield (11/11/2022)
	68	Virginia (11/30/2022)
	68	vs Fresno St. (N) (11/26/2022)
FIELD GOALS MADE	38	Bryant (11/18/2022)
	31	Fairfield (11/11/2022)
FIELD GOAL ATTEMPTS	77	Bryant (11/18/2022)
	72	Syracuse (11/21/2022)
FIELD GOAL PERCENTAGE	.525 (31-59)	Fairfield (11/11/2022)
	.494 (38-77)	Bryant (11/18/2022)
3 PT FG MADE	9	Virginia (11/30/2022)
	8	Syracuse (11/21/2022)
3 PT FG ATTEMPTS	25	Norfolk St. (11/09/2022)
	23	Virginia (11/30/2022)
3 PT FG PERCENTAGE	.500 (5-10)	Youngstown St. (11/15/2022)
	.391 (9-23)	Virginia (11/30/2022)
FREE THROWS MADE	20	Norfolk St. (11/09/2022)
	15	Bryant (11/18/2022)
FREE THROW ATTEMPTS	29	Norfolk St. (11/09/2022)
	21	Youngstown St. (11/15/2022)
FREE THROW PERCENTAGE	.833 (15-18)	Bryant (11/18/2022)
	.786 (11-14)	Fairfield (11/11/2022)
REBOUNDS	55	Bryant (11/18/2022)
	49	Syracuse (11/21/2022)
ASSISTS	21	vs Fresno St. (N) (11/26/2022)
	20	Bryant (11/18/2022)
	20	Youngstown St. (11/15/2022)
STEALS	22	vs Fresno St. (N) (11/26/2022)
	21	Bryant (11/18/2022)
BLOCKED SHOTS	3	Virginia (11/30/2022)
	3	vs Fresno St. (N) (11/26/2022)
TURNOVERS	23	Norfolk St. (11/09/2022)
	22	Fairfield (11/11/2022)
FOULS	23	vs Toledo (N) (11/25/2022)
	20	Fairfield (11/11/2022)



**2022-23 Penn St. Women's Basketball
Player Highs Analysis
All games**

Penn St. - Individual Game Highs

POINTS	24		Makenna Marisa vs Norfolk St. (11/09/2022)
	22		Makenna Marisa vs Syracuse (11/21/2022)
	21		Makenna Marisa vs Youngstown St. (11/15/2022)
	21		Leilani Kapinus vs Youngstown St. (11/15/2022)
	20		Alexa Williamson vs Bryant (11/18/2022)
FIELD GOALS MADE	9		Alexa Williamson vs Bryant (11/18/2022)
	9		Makenna Marisa vs Youngstown St. (11/15/2022)
FIELD GOAL ATTEMPTS	22		Makenna Marisa vs Youngstown St. (11/15/2022)
	21		Makenna Marisa vs Syracuse (11/21/2022)
FIELD GOAL PERCENTAGE (min 5 made)	.750	(6-8)	Makenna Marisa vs Bryant (11/18/2022)
	.714	(5-7)	Chanaya Pinto vs Syracuse (11/21/2022)
	.714	(5-7)	Leilani Kapinus vs Bryant (11/18/2022)
	.714	(5-7)	Alli Campbell vs Fairfield (11/11/2022)
3 PT FG MADE	4		Shay Ciezki vs Syracuse (11/21/2022)
	3		Makenna Marisa vs Virginia (11/30/2022)
	3		Shay Ciezki vs Virginia (11/30/2022)
	3		Makenna Marisa vs Bryant (11/18/2022)
	3		Alli Campbell vs Fairfield (11/11/2022)
3 PT FG ATTEMPTS	9		Shay Ciezki vs Syracuse (11/21/2022)
	9		Anna Camden vs Norfolk St. (11/09/2022)
3 PT FG PERCENTAGE (min 2 made)	.600	(3-5)	Shay Ciezki vs Virginia (11/30/2022)
	.600	(3-5)	Makenna Marisa vs Bryant (11/18/2022)
	.600	(3-5)	Alli Campbell vs Fairfield (11/11/2022)
FREE THROWS MADE	6		Makenna Marisa vs Norfolk St. (11/09/2022)
	6		Leilani Kapinus vs Norfolk St. (11/09/2022)
FREE THROW ATTEMPTS	8		Leilani Kapinus vs Youngstown St. (11/15/2022)
	8		Makenna Marisa vs Norfolk St. (11/09/2022)
FREE THROW PERCENTAGE (min 3 made)	1.000	(6-6)	Leilani Kapinus vs Norfolk St. (11/09/2022)
	1.000	(5-5)	Makenna Marisa vs Syracuse (11/21/2022)
	1.000	(4-4)	Shay Ciezki vs Youngstown St. (11/15/2022)
	1.000	(3-3)	Tanyiah Thompson vs Norfolk St. (11/09/2022)
REBOUNDS	12		Johnasia Cash vs Syracuse (11/21/2022)
	11		Johnasia Cash vs Bryant (11/18/2022)
	11		Makenna Marisa vs Norfolk St. (11/09/2022)
ASSISTS	10		Makenna Marisa vs Fairfield (11/11/2022)
	7		Makenna Marisa vs Syracuse (11/21/2022)
STEALS	9		Leilani Kapinus vs Fairfield (11/11/2022)
	6		Leilani Kapinus vs Fresno St. (N) (11/26/2022)
	6		Alli Campbell vs Fresno St. (N) (11/26/2022)
BLOCKED SHOTS	1		Johnasia Cash vs Virginia (11/30/2022)
	1		Anna Camden vs Virginia (11/30/2022)
	1		Ali Brigham vs Virginia (11/30/2022)
	1		Johnasia Cash vs Fresno St. (N) (11/26/2022)
	1		Leilani Kapinus vs Fresno St. (N) (11/26/2022)
	1		Ali Brigham vs Fresno St. (N) (11/26/2022)
	1		Johnasia Cash vs Toledo (N) (11/25/2022)
	1		Johnasia Cash vs Syracuse (11/21/2022)
	1		Leilani Kapinus vs Syracuse (11/21/2022)
	1		Kayla Thomas vs Bryant (11/18/2022)
	1		Leilani Kapinus vs Youngstown St. (11/15/2022)



**2022-23 Penn St. Women's Basketball
Category Leaders
All games**

Points

##	Player	G	Pts	Pts/G
20	Marisa, Makenna	8	134	16.8
4	Ciezki, Shay	8	77	9.6
5	Kapinus, Leilani	8	74	9.3
24	Williamson, Alexa	8	66	8.3
23	Thompson, Taniyah	8	51	6.4
33	Cash, Johnasia	8	48	6.0
10	Pinto, Chanaya	7	42	6.0
1	Brigham, Ali	8	38	4.8
22	Campbell, Alli	8	31	3.9
11	Camden, Anna	8	22	2.8
0	Tensaie, Ivane	4	5	1.3
2	Dia, Aicha	5	4	0.8
12	Thomas, Kayla	4	3	0.8

Scoring Average

##	Player	G	Pts	Pts/G
20	Marisa, Makenna	8	134	16.8
4	Ciezki, Shay	8	77	9.6
5	Kapinus, Leilani	8	74	9.3
24	Williamson, Alexa	8	66	8.3
23	Thompson, Taniyah	8	51	6.4
33	Cash, Johnasia	8	48	6.0
10	Pinto, Chanaya	7	42	6.0
1	Brigham, Ali	8	38	4.8
22	Campbell, Alli	8	31	3.9
11	Camden, Anna	8	22	2.8
0	Tensaie, Ivane	4	5	1.3
2	Dia, Aicha	5	4	0.8
12	Thomas, Kayla	4	3	0.8

Field Goal Percentage

##	Player	FG	Att	Pct
1	Brigham, Ali	16	27	.593
24	Williamson, Alexa	30	55	.545
33	Cash, Johnasia	19	37	.514
5	Kapinus, Leilani	28	56	.500
10	Pinto, Chanaya	14	28	.500
2	Dia, Aicha	2	4	.500
20	Marisa, Makenna	51	116	.440
22	Campbell, Alli	13	31	.419
0	Tensaie, Ivane	2	5	.400
23	Thompson, Taniyah	20	51	.392
4	Ciezki, Shay	27	69	.391
11	Camden, Anna	7	29	.241

Field Goal Attempts

##	Player	G	Att	Att/G
20	Marisa, Makenna	8	116	14.5
4	Ciezki, Shay	8	69	8.6
5	Kapinus, Leilani	8	56	7.0
24	Williamson, Alexa	8	55	6.9
23	Thompson, Taniyah	8	51	6.4

Field Goals Made

##	Player	G	Made	Made/G
20	Marisa, Makenna	8	51	6.4
24	Williamson, Alexa	8	30	3.8
5	Kapinus, Leilani	8	28	3.5
4	Ciezki, Shay	8	27	3.4
23	Thompson, Taniyah	8	20	2.5

3-Point FG Percentage

##	Player	3FG	Att	Pct
0	Tensaie, Ivane	1	2	.500
20	Marisa, Makenna	11	29	.379
10	Pinto, Chanaya	3	8	.375
4	Ciezki, Shay	13	35	.371
22	Campbell, Alli	5	14	.357
23	Thompson, Taniyah	3	12	.250
11	Camden, Anna	6	25	.240
5	Kapinus, Leilani	1	8	.125

3-Point FG Attempts

##	Player	G	Att	Att/G
4	Ciezki, Shay	8	35	4.4
20	Marisa, Makenna	8	29	3.6
11	Camden, Anna	8	25	3.1
22	Campbell, Alli	8	14	1.8
23	Thompson, Taniyah	8	12	1.5

3-Point FG Made

##	Player	G	Made	Made/G
4	Ciezki, Shay	8	13	1.6
20	Marisa, Makenna	8	11	1.4
11	Camden, Anna	8	6	0.8
22	Campbell, Alli	8	5	0.6
23	Thompson, Taniyah	8	3	0.4

Free Throw Percentage

##	Player	Made	Att	Pct
20	Marisa, Makenna	21	26	.808
5	Kapinus, Leilani	17	22	.773
4	Ciezki, Shay	10	13	.769
1	Brigham, Ali	6	8	.750
12	Thomas, Kayla	3	4	.750
23	Thompson, Taniyah	8	11	.727
33	Cash, Johnasia	10	15	.667
10	Pinto, Chanaya	11	17	.647
24	Williamson, Alexa	6	11	.545
11	Camden, Anna	2	4	.500

Free Throw Attempts

##	Player	G	Att	Att/G
20	Marisa, Makenna	8	26	3.3
5	Kapinus, Leilani	8	22	2.8
10	Pinto, Chanaya	7	17	2.4
33	Cash, Johnasia	8	15	1.9
4	Ciezki, Shay	8	13	1.6

Free Throws Made

##	Player	G	Made	Made/G
20	Marisa, Makenna	8	21	2.6
5	Kapinus, Leilani	8	17	2.1
10	Pinto, Chanaya	7	11	1.6
4	Ciezki, Shay	8	10	1.3
33	Cash, Johnasia	8	10	1.3

Rebounds

##	Player	G	Reb	Reb/G
33	Cash, Johnasia	8	52	6.5
5	Kapinus, Leilani	8	50	6.3
20	Marisa, Makenna	8	39	4.9
10	Pinto, Chanaya	7	29	4.1
1	Brigham, Ali	8	27	3.4

Assists

##	Player	G	Ast	Ast/G
20	Marisa, Makenna	8	34	4.3
5	Kapinus, Leilani	8	23	2.9
4	Ciezki, Shay	8	21	2.6
22	Campbell, Alli	8	12	1.5
1	Brigham, Ali	8	9	1.1

Rebounds Average

##	Player	G	Reb	Reb/G
33	Cash, Johnasia	8	52	6.5
5	Kapinus, Leilani	8	50	6.3
20	Marisa, Makenna	8	39	4.9
10	Pinto, Chanaya	7	29	4.1
1	Brigham, Ali	8	27	3.4

Steals

##	Player	G	Stl	Stl/G
5	Kapinus, Leilani	8	28	3.5
20	Marisa, Makenna	8	16	2.0
22	Campbell, Alli	8	13	1.6
4	Ciezki, Shay	8	11	1.4
33	Cash, Johnasia	8	10	1.3

Offensive Rebounds

##	Player	G	OReb	OReb/G
33	Cash, Johnasia	8	21	2.6
10	Pinto, Chanaya	7	13	1.9
5	Kapinus, Leilani	8	12	1.5
20	Marisa, Makenna	8	11	1.4
1	Brigham, Ali	8	11	1.4

Blocked Shots

##	Player	G	Blk	Blk/G
5	Kapinus, Leilani	8	4	0.5
33	Cash, Johnasia	8	4	0.5
1	Brigham, Ali	8	2	0.3
11	Camden, Anna	8	2	0.3
20	Marisa, Makenna	8	1	0.1

Defensive Rebounds

##	Player	G	DReb	DReb/G
5	Kapinus, Leilani	8	38	4.8
33	Cash, Johnasia	8	31	3.9
20	Marisa, Makenna	8	28	3.5
10	Pinto, Chanaya	7	16	2.3
1	Brigham, Ali	8	16	2.0

Minutes

##	Player	G	Min	Min/G
20	Marisa, Makenna	8	254	31:42
5	Kapinus, Leilani	8	203	25:23
4	Ciezki, Shay	8	201	25:05
23	Thompson, Taniyah	8	143	17:53
24	Williamson, Alexa	8	143	17:51