

2023-24 PENN STATE MEN'S BASKETBALL



GAME 28 | PENN STATE VS. INDIANA | FEB. 24, 2024 | BRYCE JORDAN CENTER

2023-24 SCHEDULE

OCTOBER
27 at Robert Morris # W, 68-58

NOVEMBER
6 DELAWARE STATE W, 79-45
10 LEHIGH W, 74-65
14 ST. FRANCIS (PA.) W, 83-53
17 MOREHEAD STATE W, 74-51
23 vs. #12 Texas A&M % L, 77-89
24 vs. Butler % L, 78-88
26 vs. VCU % L, 74-86

DECEMBER
2 BUCKNELL L, 67-76
6 at Maryland* L, 75-81 (OT)
9 OHIO STATE* W, 83-80
16 vs. Georgia Tech ^ L, 81-82 (OT)
21 LE MOYNE W, 72-55
29 RIDER W, 90-63

JANUARY
4 at Michigan State* L, 61-92
7 MICHIGAN* & W, 79-73
10 NORTHWESTERN* L, 72-76
13 at #1 Purdue* L, 78-95
16 #11 WISCONSIN* W, 87-83
20 at Ohio State* L, 67-79
27 MINNESOTA* L, 74-83
31 at Rutgers* W, 61-46

FEBRUARY
3 at Indiana* W, 85-71
8 IOWA* W, 89-79
11 at Northwestern* L, 63-68
14 MICHIGAN STATE* L, 72-80
17 at Nebraska* L, 49-68
21 #12 ILLINOIS* ! W, 90-89
24 INDIANA* Noon
27 at Iowa* 9 PM

MARCH
2 at Minnesota* 3:15 PM
10 MARYLAND* 7:30 PM
13-17 Big Ten Tournament

- Charity Exhibition Game benefiting Coaches vs. Cancer
% - ESPN Events Invitational (Kissimmee, Fla.)
^ - Madison Square Garden (New York, N.Y.)
& - The Palestra (Philadelphia, Pa.)
! - Rec Hall (University Park, Pa.)
* Big Ten Opponent
HOME GAMES IN CAPS

STRATEGIC COMMUNICATIONS

MBB Primary Contact.....Chelsea Vielhauer
Cell Phone 610-937-4035
Email cpv5026@psu.edu

MBB Secondary Contact Matt Rudisill
Email mpr5529@psu.edu

GAME DAY INFORMATION



PENN STATE NITTANY LIONS
13-14 | 7-9 Big Ten

VS.



INDIANA HOOSIERS
14-12 | 6-9 Big Ten

INDIANA HOOSIERS

Head CoachMike Woodson (3rd)
Indiana Record: 58-38
Career Record: same
NET Ranking106
KenPom Ranking.....102
Current Streak.....L3

PENN STATE NITTANY LIONS

Head CoachMike Rhoades (1st)
Penn State Record: 13-14
Career Record: 386-203
NET Ranking 97
KenPom Ranking.....94
Current Streak.....W1

GAME COVERAGE

TV | Big Ten Network - Jason Horowitz (pxp) & Shon Morris (analyst)
RADIO | Penn State Sports Network - 103.7 FM & 1450 AM - Steve Jones & Dick Jerardi
NATIONAL RADIO | Sirius XM Ch. 161 or 195 & SXM App Ch. 957






OPENING TIPS

- The Nittany Lions are back in the Bryce Jordan Center Saturday looking to complete the regular-season sweep of the Hoosiers. Penn State won the season's first meeting with Indiana, 85-71, on Feb. 3 in Bloomington.
- Penn State sits 7-9 in Big Ten play and is coming off an epic comeback win over #12 Illinois Wednesday night inside Rec Hall.
- Naismith Defensive Player of the Year Watchlist member Ace Baldwin Jr. leads the Nittany Lions with 13.9 points, a team-best 5.6 assists and a Big Ten-best 2.78 steals per game.

IF PENN STATE BEATS INDIANA

- The Nittany Lions would complete the regular-season sweep of the Hoosiers for the second time in program history and the first time since 2009.
- Penn State would beat Indiana for the fourth-straight time.

LAST GAME STARTING LINEUP

		PPG	RPG	APG	MPG
	#1 ACE BALDWIN JR. Sr. G 6-1 190	13.9	2.2	5.6	35.1
	#2 D'MARCO DUNN Jr. G 6-5 195	7.1	2.0	0.7	18.5
	#3 NICK KERN JR. Jr. G 6-6 200	8.7	4.0	1.5	24.5
	#22 QUDUS WAHAB Gr. F 6-11 245	9.1	7.4	0.5	24.6
	#24 ZACH HICKS Jr. F 6-8 200	8.1	3.7	1.0	26.4

NITTANY LION RESERVES

No.	Name	Pos.	Ht./Wt.	Elig.	PPG	RPG	APG	MPG
4	Puff Johnson	G/F	6-8/205	Sr.	6.1	2.9	0.1	18.1
5	Jameel Brown	G	6-4/188	So.	4.9	0.7	0.2	10.5
6	Bragi Gudmundsson	G	6-5/175	Fr.	1.2	0.4	0.2	2.0
11	Leo O'Boyle	F	6-7/225	Gr.	1.9	1.0	0.2	11.3
12	Favour Aire	F	6-11/220	So.	0.7	1.1	0.0	5.6
14	Demetrius Lilley	F	6-10/245	So.	2.8	2.6	0.2	9.5
15	Dan Conlan	G	6-4/186	Sr.	0.4	0.4	0.0	1.6
21	RayQuawndis Mitchell	G	6-5/195	Gr.	2.3	1.3	0.3	8.3
33	Andy Christos	G	6-5/186	Sr.	0.0	0.3	0.0	1.4

PENN STATE QUICK FACTS

UNIVERSITY INFORMATION

Location.....University Park, Pa.
 Founded.....1855
 Enrollment.....48,535 (UP Overall)
 Nickname.....Nittany Lions
 School Colors.....Blue and White
 Conference.....Big Ten
 President.....Dr. Neeli Bendapudi
 VP For Intercollegiate Athletics.....Dr. Patrick Kraft
 Deputy AD (MBB Administrator).....Adam Miller
 Facility (Capacity).....Bryce Jordan Center (15,261)
 All-Time Record at BJC.....288-163 (28th season)

MEN'S BASKETBALL STAFF

Head Coach....Mike Rhoades (Lebanon Valley College '95)
 Penn State Record: 13-14 (1st season)
 Career Record: 386-203 (20th season)
 Assoc. Head Coach.....Jamal Brunt (Randolph-Macon '03)
 Assistant Coach.....Brent Scott (Rice '03)
 Assistant Coach.....Jimmy Martelli (Dickinson '05)
 Assistant to Head Coach.....Joe Crispin (Penn State '01)
 Chief of Staff.....Tiana Myers Rich (George Wash. '12)
 Dir. of Player Dev.....Clay Conner (Shippensburg '18)
 Dir. of Operations.....Pat Dorney (Lebanon Valley Coll. '93)
 Dir. of Recruiting.....Brandon Rozzell (VCU '11)
 Video Coord.....Jake Szczecina (Misericordia '18)
 Grad. Assistant.....Cedric Blossom (Morgan State '16)
 Grad. Assistant.....David Duda (East Stroudsburg '23)
 Grad. Assistant.....Justin Pisapia (West Virginia '23)
 Strength & Conditioning.....Greg Goldin (Canisius '11)
 Athletic Trainer.....Justin Pomar (Iowa State '14)

PROGRAM HISTORY

First Year of Men's Basketball.....1897
 No. of Seasons.....127 (128th in 2023-24)
 All-Time Record.....1,558-1,256
 All-Time Big Ten Record.....190-373
 NCAA Tournament App./Last.....10/2023
 NCAA Tournament Record.....10-12
 NIT App./Last.....11/2018 - champs
 NIT Record.....27-9
 CBI App./Last.....1/2014
 CBI Record.....1-1

TEAM INFORMATION

2022-23 Record.....23-14
 Home - 13-4
 Away - 4-7
 Neutral - 6-3
 Big Ten Record (finish).....10-10 (t-9)
 Home - 6-4
 Away - 4-6
 Letterwinners Returning/Lost.....5/11
 Starters Returning/Lost.....0/5
 Big Ten Tournament.....Championship Game
 Postseason.....NCAA Tournament Second Round

#WEARE

Men's Basketball Twitter.....@PennStateMBB
 Men's Basketball Instagram.....pennstateMBB
 Men's Basketball Facebook.....Penn State Basketball
 Penn State Athletics Twitter.....@GoPSUSports
 Penn State Athletics Website.....gopsusports.com
 Hashtags.....#WeAre

CONTACT

Ticket Office Phone.....1-800-NITTANY
 Bryce Jordan Center Press Row.....814-863-3294
 Strategic Communications Office.....814-865-1757

COACHES VS. CANCER

Saturday's game will be Penn State's annual Coaches vs. Cancer game as the Nittany Lions draw awareness to and honor the accomplishments of the Penn State chapter of Coaches vs. Cancer.

Coaches vs. Cancer-Penn State has raised over \$4 million since its inception 29 years ago, making it one of the nation's most successful fundraising chapters. 2023 was Cvc-Penn State's most successful year to date as the chapter raised over \$333,000.

Money raised by Coaches vs. Cancer-Penn State is allocated to both the Bob Perks Cancer Assistance Fund, which ensures financial support and resources in the local fight against cancer, and the American Cancer Society.

TWO TOP-15 DUBS

The Nittany Lions own a pair of top-15 wins this season, with the most recent being Penn State's epic comeback victory over #12 Illinois (90-89) Wednesday night inside Rec Hall. Penn State also took down then-#11 Wisconsin (87-83) on Jan. 16 inside the Bryce Jordan Center.

The Nittany Lions electrified a sold-out Rec Hall crowd as Penn State rallied back from a double-digit deficit, including a seven-point deficit in the final 36 seconds, to stun #12 Illinois, 90-89, in Penn State's Return to Rec game Wednesday night. The Nittany Lions trailed by 14 with 15:59 to play, by 10 with 2:30 to play and by seven with under 40 seconds to play, but spent the final 35 seconds on a 7-0 run to seal the comeback victory and unleash a court storm at Rec Hall in their most recent game Wednesday night.

COMEBACK CATS

Four of the Nittany Lions' seven conference victories have seen Penn State erase a double-digit deficit to come back and win.

Opponent - Deficit - Time Left	Final Score
#12 Illinois (2/21) - 14 - 15:59 2H	90-89
at Indiana (2/3) - 11 - 5:15 1H	85-71
Michigan (1/7) - 14 - 3:15 1H	79-73
Ohio State (12/9) - 18 - 15:31 2H	83-80

TURN UP THE PRESSURE

The Nittany Lions have forced their opponents into 15.26 turnovers per game, a mark that leads the Big Ten and ranks 19th in the nation. Penn State's +4.3 turnover margin ranks 11th in the country. The Nittany Lions lead the Big Ten and rank 24th in Division I with 8.8 steals per game.

The Nittany Lions have scored an average of 15.9 points off turnovers per game thus far this season, while Penn State's opponents have only scored 11.0 points per game off Nittany Lion turnovers.

ON THE RIGHT RHOADES

First-year head coach Mike Rhoades inherited a Penn State team that returned just 5.0% of its scoring production from a 2022-23 season that saw the Nittany Lions advance to the second round of the NCAA Tournament. Notable accomplishments so far in Rhoades' first year at the helm include:

Owns two wins over top-15 ranked teams (#12 Illinois & #11 Wisconsin).

Defeated #11 Wisconsin on Jan. 16 - the highest-ranked win under a first-year head coach in program history.

Won consecutive Big Ten road games (at Rutgers & at Indiana) by 12-plus points for the first time in program history.

Defeated Indiana at Assembly Hall for the first time under a first-year head coach in program history and the first time overall since 2014.

Wins over Wisconsin (Jan. 16), Michigan (Jan. 7) and Ohio State (Dec. 9) marks the first time that the Nittany Lions have beaten all three of those teams in the same season since the 1999-2000 campaign.

On track to have the highest-scoring offense under a first-year head coach at Penn State since 1954-55.

Signed top-40 recruiting class in the country.

FIRST-YEAR OFFENSE

Penn State enters Saturday's game averaging 75.3 points per game in Mike Rhoades' debut season.

That mark is on track to be Penn State's best offensive output since the 2000-01 team averaged 76.8 points per game en route to a Sweet 16 appearance.

It is also on pace to be Penn State's best offensive output under a first-year head coach since 1954-55 when the Nittany Lions put up 78.7 ppg under John Egli.

DEFENDING THE ARC

Penn State leads the Big Ten in three-point percentage defense (through games on Feb. 21) as the Nittany Lions have allowed their opponents to shoot just 31.1 percent from downtown thus far this season.

Penn State's three-point percentage defense has been a key factor in the Nittany Lions' success:

	13 Wins	14 Losses
3-Point % Defense	26.8%	35.0%

HEATING UP

The Nittany Lions have shot 43.0% (55-128) from 3-point range over the last six games combined, compared to their season-long 3FG% of 33.0% (211-639).

GOT AN ACE UP OUR SLEEVE

Naismith Defensive Player of the Year Watchlist honoree Ace Baldwin Jr. is stuffing the stat sheet, averaging 13.9 points per game, a team-best 5.6 assists per contest and a Big Ten-best 2.78 steals per game. His 2.81 steals per game ranks sixth in the nation.

Should he finish the season averaging 13.9+ points per game, 5+ assists per game and 2+ steals per game, Baldwin Jr. would be one of just four Big Ten players to do so since 1992-93 (31 years) and the first since former Nittany Lion standout Tim Frazier did so in 2011-12:

2023-24: Ace Baldwin Jr. (PSU) - 13.9/5.6/2.78

2011-12: Tim Frazier (PSU) - 18.8/6.2/2.4

1997-98: Mateen Cleaves (MSU) - 16.1/7.2/2.4

1992-93: Tracy Webster (WIS) - 14.1/6.4/2.4

Baldwin Jr. the only currently active Division I player with 1,000+ career points (1,203), 500+ career assists (569) and 250+ career steals (258). His 258 career steals rank second amongst active Division I players, while his 569 assists rank 17th.

DO IT ALL

Ace Baldwin Jr. has proven to be one of the most dynamic and clutch players in the conference. With Feb. 8's game against Iowa tied at 71 with 4:07 to play, Baldwin Jr. came up with clutch play after clutch play as the senior scored 13 points in the game's final 3:48 and finished with 22 points, six assists and four steals.

He turned in a 15-point, 10-assist, 5-rebound, 5-steal performance on Jan. 31 in Penn State's road win at Rutgers. He is the first Big Ten player since at least the 2010-11 season (13 years) to notch a 15/10/5/5 game.

He is the first Big Ten player to have a 25+ point game (vs. VCU & Michigan), 13+ assist game (at Purdue) and 8+ steal game (vs. Northwestern) in a single season since Michigan State's Mateen Cleaves during the 1997-98 season.

BIG Q

Veteran big man Qudus Wahab is having the most efficient season of his five-year collegiate career, shooting a career-best 63.2 percent (96-152) from the field.

He owns career marks of 1,276 points and 938 rebounds. His 938 rebounds rank 18th amongst active Division I players and he is one of just 22 active Division I players with upwards of 1,000 career points and 900 career rebounds.

HICKS HEATING UP

Zach Hicks has turned it up a notch as of late, scoring in double figures in each of the last six games.

Zach Hicks	Last 6	First 21
Points per game	14.7	6.2
3FG%	47.4%	29.3%

KERN COMING ON

Nick Kern Jr. has been one of Penn State's most productive players in conference play, averaging 10.6 points per Big Ten game while shooting 58.9 FG%. He is coming off a career night in Penn State's comeback win over #12 Illinois as he went off for a career-best 22 points, which included 13-straight Penn State points in a key second-half stretch.

THE OPPOSITION

SCOUTING INDIANA

- The Hoosiers are 14-12 on the season and 6-9 in Big Ten play.
- Indiana enters Saturday's game having lost its last three contests, including a 70-85 home loss to Nebraska on Wednesday night in the Hoosiers' most recent action.
- Malik Reneau leads Indiana with 15.7 points per game, while Kef'el Ware averages 15.0 points and a team-best 9.5 rebounds per contest. Mackenzie Mgbako (11.7 ppg) and Trey Galloway (10.8 ppg) follow.

AGAINST THE HOOSIERS

- Penn State will be looking for a regular-season sweep of Indiana when the Nittany Lions and Hoosiers meet for the second time in 21 days on Saturday in Happy Valley.
- Penn State has won each of the last three and four of the last five meetings with Indiana, including an 85-71 win in Bloomington earlier this month.
- Penn State trailed by 11 points with 5:15 left in the first half, but out-scored the Hoosiers 62-37 the rest of the way as the Nittany Lions earned a road win in Bloomington for just the fourth time in program history on Feb. 3. Ace Baldwin Jr. orchestrated masterfully, finishing with a team-best 22 points and eight assists. Zach Hicks scored a season-high 19 points and added five rebounds.

BY THE NUMBERS

STATISTIC	PENN STATE	INDIANA
Scoring Offense	75.3	72.8
Scoring Defense	73.9	74.9
Scoring Margin	+1.4	-2.1
Field Goal Pct.	44.2	47.3
Field Goal Pct. Defense	45.8	42.0
Free Throw Pct.	73.6	65.7
3FG Made Per Game	7.8	5.1
3FG Pct.	33.0	32.1
3FG Pct. Defense	31.1	34.6
Rebounding	31.2	35.3
Rebounding Allowed	37.6	35.5
Rebounding Margin	-6.3	-0.2
Assists	12.3	14.8
Steals	8.8	5.2
Turnovers	10.9	11.8

INSIDE THE SERIES

Overall:	Indiana leads, 42-16
Last Meeting:	Feb. 3, 2024 - Penn State 85-71
Current Streak:	Penn State, 3
Against Indiana at Home:	9-16
Against Indiana on the Road:	4-23
Neutral Locations vs. Indiana:	3-3

Last Five Meetings:

Feb. 3, 2024 (Away)	Penn State 85-71
March 11, 2023 (Neutral - BTT)	Penn State 77-73
Jan. 11, 2023 (Home)	Penn State 85-66
Jan. 26, 2022 (Away)	Indiana 74-57
Jan. 2, 2022 (Home)	Penn State 61-58

ALL RHOADES LEAD TO HAPPY VALLEY

Mike Rhoades was announced as the 15th men's basketball head coach in Penn State history on March 29, 2023.

Rhoades came to Penn State following a six-year stint as the head coach at VCU in which he guided the Rams to three NCAA Tournament appearances, a 129-60 overall record and 72-32 Atlantic 10 Conference record. In his 19 seasons as a collegiate head coach prior to arrival at Penn State, Rhoades, a Mahanoy City, Pennsylvania native, produced a 373-189 record, a winning percentage of .664, seven NCAA Tournament appearances and nine national postseason appearances.

ALLOW US TO REINTRODUCE OURSELVES

Mike Rhoades and his Nittany Lion coaching staff signed 10 players in a matter of 59 days upon arrival to Happy Valley this spring to build the 2023-24 Penn State roster.

Rhoades and his staff signed nine transfers and one freshman in a span of 59 days from April to June, listed in order from first to last signing below:

- Ace Baldwin Jr. - VCU
- Nick Kern Jr. - VCU
- Zach Hicks - Temple
- Puff Johnson - North Carolina
- Qudus Wahab - Georgetown
- Leo O'Boyle - Lafayette
- RayQuawndis Mitchell - Kansas City
- Bragi Gudmundsson - Freshman
- Favour Aire - Miami (Fla.)
- D'Marco Dunn - North Carolina

LIONS IN THE LEAGUE

Penn State is well-represented on 2023-24 NBA rosters.

Lamar Stevens '20

Memphis Grizzlies - Fourth season in NBA
Spent first three NBA seasons with Cleveland

Jalen Pickett '23

Denver Nuggets - Rookie season
Drafted as No. 32 overall pick by Nuggets in 2023 NBA Draft

Seth Lundy '23

Atlanta Hawks - Rookie season
Drafted as No. 46 overall pick by Hawks in 2023 NBA Draft

Calvin Booth '98

General Manager - Denver Nuggets
Front office mastermind behind Denver's first title run in franchise history in 2023

Andrew Jones '11

Assistant Coach - Toronto Raptors
First season with Raptors after previous stops with Pistons, 76ers

CAREER MILESTONE WATCH

1,300 Points	Current Mark
Qudus Wahab	1,276
Ace Baldwin Jr.	1,203
1,100 Points	Current Mark
Leo O'Boyle	1,078
1,000 Rebounds	Current Mark
Qudus Wahab	938
600 Assists	Current Mark
Ace Baldwin Jr.	569
300 Steals	Current Mark
Ace Baldwin Jr.	258
200 3-Pointers	Current Mark
Zach Hicks	193

SINGLE-SEASON RECORD WATCH

Steals - Ace Baldwin Jr.
Penn State single-season record: 97 (Ron Brown, 1974)
Ace Baldwin Jr. current mark: 75

MEDIA INFORMATION

RHOADES AVAILABILITY

Penn State head coach Mike Rhoades will be available for weekly media sessions during the regular season. Interview requests outside of these availabilities should be arranged through Chelsea Vielhauer in the Strategic Communications office.

PLAYER INTERVIEWS

All student-athlete interviews must be arranged through Chelsea Vielhauer at least 72 hours in advance. Interviews will not be granted on game day prior to tip-off. Player phone numbers will not be released. Following games, requested Penn State student-athletes will be made available. The Penn State locker room is closed.

CREDENTIALS

Press credentials are issued to accredited members of the working media only. Requests for credentials should be directed to Chelsea Vielhauer at least one week in advance of each game. Press credentials can be picked up at the media entrance to the Bryce Jordan Center.

PHOTOGRAPHERS

A photo pass must be issued to gain access courtside in the Bryce Jordan Center. Please contact Chelsea Vielhauer one week in advance for photo passes. Courtside photographers must follow NCAA guidelines.

RADIO NETWORKS

The Penn State Sports Network originates from the first row of Booth C23 in the press area. Visiting radio stations are located on the first row of Booth C22 in the press area. Visiting radio is provided Ethernet, POTS and ISDN connections.

PRESS ROW SEATING

The press seating area is located atop section 122 and 123 of the Bryce Jordan Center. Please allow several minutes when taking the elevator to the press room or media seating areas.

GAME NOTES

Game notes will be provided at least 24 hours in advance of each game. Penn State, Big Ten and opposing team game notes will be available online. If you would like to receive game notes via email, please contact Chelsea Vielhauer in the Strategic Communications office.

MEDIA SCHEDULE: FEBRUARY 19-25

MONDAY	TUESDAY	WEDNESDAY	THURSDAY	FRIDAY	SATURDAY	SUNDAY
Weekly Media Availability 1:15 PM: Mike Rhoades 1:35 PM: Players BJC Green Room	Game Notes Available	Penn State vs. #12 Illinois Return to Rec 6:30 PM Big Ten Network Postgame Availability	Penn State Coaches Show 6:30 PM: Mike Rhoades The Field Burger & Tap	Game Notes Available	Penn State vs. Indiana Noon Big Ten Network Postgame Availability	

NATIONAL POLLS

APTOP 25

Rank	Team	Record	Pts.	Prev.
1.	UConn (62)	24-2	1550	1
2.	Houston	22-3	1473	3
3.	Purdue	23-3	1414	2
4.	Arizona	20-5	1373	5
5.	Tennessee	19-6	1230	8
6.	Iowa State	20-5	1160	10
7.	Marquette	19-6	1144	4
8.	Duke	20-5	1116	9
9.	Kansas	20-6	1065	6
10.	North Carolina	20-6	1044	7
11.	Baylor	19-6	959	12
12.	Illinois	19-6	853	14
13.	Alabama	18-7	803	15
14.	Auburn	20-6	690	13
15.	Creighton	19-7	612	17
16.	Dayton	21-4	584	16
17.	Kentucky	18-7	540	22
18.	Saint Mary's	21-6	486	18
19.	San Diego State	20-6	374	RV
20.	South Carolina	21-5	346	11
21.	Washington State	20-6	215	RV
22.	Colorado State	20-6	171	RV
23.	Texas Tech	18-7	135	RV
24.	Florida	18-7	124	RV
25.	BYU	18-7	123	19

Others receiving votes: Virginia 103, Gonzaga 99, Wisconsin 88, Michigan State 64, TCU 54, South Florida 45, Florida Atlantic 27, New Mexico 27, Utah State 22, Grand Canyon 16, Nevada 11, Pittsburgh 4, Clemson 3, McNeese 1, Drake 1, Appalachian State 1

COACHES POLL

Rank	Team	Record	Pts.	Prev.
1.	UConn (32)	24-2	800	1
2.	Houston	22-3	764	3
3.	Purdue	23-3	715	2
4.	Arizona	20-5	710	6
5.	Tennessee	19-6	641	9
6.	Iowa State	20-5	607	10
7.	Duke	20-5	580	8
8.	Marquette	19-6	553	4
9.	North Carolina	20-6	546	5
10.	Kansas	20-6	538	7
11.	Baylor	19-6	508	13
12.	Illinois	19-6	431	14
13.	Alabama	18-7	417	15
14.	Auburn	20-6	335	12
15.	Creighton	19-7	329	16
16.	Dayton	21-4	300	18
17.	Kentucky	18-7	291	20
18.	Saint Mary's	21-6	251	19
19.	San Diego State	20-6	185	RV
20.	South Carolina	21-5	180	11
21.	BYU	18-7	105	17
22.	Washington State	20-6	97	RV
23.	Texas Tech	18-7	71	RV
24.	Colorado State	20-6	65	25
25.	TCU	18-7	64	RV

Others receiving votes: Gonzaga 61, Virginia 59, Florida 40, South Florida 35, Utah State 24, Grand Canyon 23, Michigan State 23, Wisconsin 16, Clemson 12, Florida Atlantic 9, Oklahoma 9, Nevada 4, James Madison 1, Boise State 1

Bold denotes 2023-24 opponent

STARTING LINEUPS

OPP.	G	G	G	G/F	F	Rec
at RMU (Exh.)	Baldwin Jr.	Clary	Kern Jr.	Hicks	Wahab	—
Delaware State	Baldwin Jr.	Clary	Kern Jr.	Hicks	Wahab	1-0
Lehigh	Clary	Dunn	Kern Jr.	Hicks	Wahab	1-0
St. Francis (Pa.)	Baldwin Jr.	Clary	Kern Jr.	Hicks	Wahab	2-0
Morehead State	Baldwin Jr.	Clary	Kern Jr.	Hicks	Wahab	3-0
vs. #12 Texas A&M	Baldwin Jr.	Clary	Kern Jr.	Hicks	Wahab	3-1
vs. Butler	Baldwin Jr.	Clary	Kern Jr.	Hicks	Wahab	3-2
vs. VCU	Baldwin Jr.	Clary	Kern Jr.	Hicks	Wahab	3-3
Bucknell	Clary	Hicks	Johnson	O'Boyle	Wahab	0-1
at Maryland	Baldwin Jr.	Clary	Johnson	Hicks	Wahab	0-1
Ohio State	Baldwin Jr.	Clary	Johnson	Hicks	Wahab	1-1
vs. Georgia Tech	Baldwin Jr.	Clary	Johnson	Hicks	Wahab	1-2
Le Moyne	Baldwin Jr.	Clary	Johnson	Hicks	Wahab	2-2
Rider	Baldwin Jr.	Clary	Johnson	Hicks	Wahab	3-2
at Michigan St.	Baldwin Jr.	Clary	Johnson	Hicks	Wahab	3-3
Michigan	Baldwin Jr.	Clary	Johnson	Hicks	Wahab	4-3
Northwestern	Baldwin Jr.	Clary	Johnson	Hicks	Wahab	4-4
at #1 Purdue	Baldwin Jr.	Clary	Johnson	Hicks	Wahab	4-5
#11/8 Wisconsin	Baldwin Jr.	Clary	Kern Jr.	Hicks	Wahab	4-3
at Ohio State	Baldwin Jr.	Clary	Kern Jr.	Hicks	Wahab	4-4
Minnesota	Baldwin Jr.	Clary	Kern Jr.	Hicks	Wahab	4-5
at Rutgers	Baldwin Jr.	Dunn	Kern Jr.	Hicks	Wahab	1-0
at Indiana	Baldwin Jr.	Dunn	Kern Jr.	Hicks	Wahab	2-0
Iowa	Baldwin Jr.	Dunn	Kern Jr.	Hicks	Wahab	3-0
at Northwestern	Baldwin Jr.	Dunn	Kern Jr.	Hicks	Wahab	3-1
Michigan State	Baldwin Jr.	Dunn	Kern Jr.	Hicks	Wahab	3-2
at Nebraska	Baldwin Jr.	Dunn	Kern Jr.	Hicks	Wahab	3-3
#12 Illinois	Baldwin Jr.	Dunn	Kern Jr.	Hicks	Wahab	4-3

MISCELLANEOUS STATISTICS

Games Led Penn State in Scoring*	
Clary.....	15
Baldwin Jr.	8
Hicks.....	2
Kern Jr.	2
Wahab.....	2
Johnson.....	1
Games Led Penn State in Rebounds*	
Wahab.....	19
Hicks.....	5
Kern Jr.	3
Lilley.....	2
Aire.....	1
Games Led Penn State in Assists*	
Baldwin Jr.	22
Clary.....	6
Hicks.....	2
Games Double-Figure Scoring	
Baldwin Jr.	22
Clary.....	17
Hicks.....	11
Kern Jr.	10
Wahab.....	10
Dunn.....	9
Brown.....	4
Johnson.....	4
O'Boyle.....	1
Games With 20 or more Points	
Clary.....	10
Baldwin Jr.	5
Brown.....	1
Kern Jr.	1
Games With 10 or more Rebounds	
Wahab.....	7
Games With 5 or more Assists	
Baldwin Jr.	17
Clary.....	5
Double-Doubles	
Wahab.....	3
Baldwin Jr.	2

* - includes tied for team lead

PENN STATE WHEN...

Played at home (BJC)	9-4
Played at home (Rec Hall)	1-0
Played on the road	2-6
Played at a neutral location	1-4
vs. Top 10 teams	0-1
vs. Top 25 teams	2-2
Games decided by 3 points or less	2-1
Games decided by 4-10 points	4-7
Games decided by 11-19 points	3-5
Games decided by 20 points or more	4-1
Led at the half	8-4
Trailed at the half	4-10
Was tied at the half	1-0
Went to overtime	0-2
Went to double overtime	0-0
Scored 90 or more points	2-0
Scored 80-89 points	5-2
Scored 70-79 points	5-7
Scored 60-69 points	1-4
Scored 50-59 points	0-0
Scored fewer than 50 points	0-1
Allowed 90 or more points	0-2
Allowed 80-89	3-6
Allowed 70-79	3-4
Allowed 60-69	2-2
Allowed 50-59	3-0
Allowed fewer than 50 points	2-0
Shot 50% or more	5-1
Shot 40-49%	5-7
Shot 30-39%	2-5
Shot under 30%	1-0
Allowed 50% or more	2-8
Allowed 40-49%	4-4
Allowed 30-39%	6-2
Allowed under 30%	1-0
Shot better from the field	10-1
Shot same/worse from the field	3-12
Shot better from the FT line	5-5
Shot same/worse from the FT line	8-9
Outrebounded opponents	3-3
Was outrebounded	9-11
Tied opponent in rebounding	1-0
Committed fewer turnovers	12-8
Committed more turnovers	1-6
Turnovers are even	0-0
Committed 15 or more turnovers	4-2
Committed 14 or less turnovers	9-12
Records 7 or more steals	13-7
Records 6 or less steals	0-7
PSU wins the tip	5-5
Opponent wins the tip	8-9

NITTANY LIONS...

By Time		
Day Game (before 5 p.m. local)	3-9	
Night Game	10-5	
By Month		
November	4-3	
December	3-3	
January	3-5	
February	3-3	
March	0-0	
By Day		
Sunday	1-2	
Monday	1-0	
Tuesday	2-0	
Wednesday	2-3	
Thursday	2-2	
Friday	3-1	
Saturday	2-6	
By Uniform Color		
Wearing white	11-5	
Wearing blue	2-8	
Wearing gray	0-1	
Vs. The Conferences		
ACC	0-1	
Atlantic 10	0-1	
BIG EAST	0-1	
Big Ten	7-9	
MAAC	1-0	
MEAC	1-0	
NEC	2-0	
Ohio Valley	1-0	
Patriot League	1-1	
SEC	0-1	

BIG TEN STANDINGS

Through games on Feb. 21

	Big Ten		Overall	
	W-L	Pct.	W-L	Pct.
Purdue	12-3	.800	23-3	.885
Illinois	10-5	.667	19-7	.731
Wisconsin	10-6	.625	18-9	.667
Northwestern	9-6	.600	18-8	.692
Nebraska	9-7	.563	19-8	.704
Michigan St.	9-7	.563	17-10	.630
Iowa	8-8	.500	16-11	.593
Minnesota	7-7	.500	16-9	.640
Penn State	7-9	.438	13-14	.481
Rutgers	6-8	.429	14-11	.560
Indiana	6-9	.400	14-12	.538
Maryland	6-10	.375	14-13	.519
Ohio State	5-10	.333	15-11	.577
Michigan	3-12	.200	8-18	.308



This Week Around the BIG

Saturday, Feb. 24
 Indiana at Penn State Noon
 Iowa at Illinois 2:15 PM

Sunday, Feb. 25
 Maryland at Rutgers Noon
 Purdue at Michigan 2 PM
 Ohio State at Michigan State 4 PM
 Minnesota at Nebraska 6:30 PM

Tuesday, Feb. 27
 Wisconsin at Indiana 7 PM
 Penn State at Iowa 9 PM

Wednesday, Feb. 28
 Northwestern at Maryland 7 PM
 Minnesota at Illinois 9 PM

Thursday, Feb. 29
 Nebraska at Ohio State 6:30 PM
 Michigan at Rutgers 8:30 PM

BIG Media Services

Big Ten Weekly Release/Statistics
 The Big Ten Conference men's basketball release, with standings and statistics, is available at www.bigten.org.

Big Ten Player of the Week
 The Big Ten Conference announces Players of the Week every Monday during the regular season.

Big Ten Tournament
 The 2024 Big Ten Men's Basketball Tournament is scheduled for March 13-17 at the Target Center in Minneapolis. For media credential information, contact the Big Ten Conference office at (847) 696-1010 ext. 146.

THE LAST TIME...

TEAM WON / LOSS

PLAYED TOP 25 TEAM	2/21/24 vs. No. 12 Illinois (90-89)
BEAT TOP 25 TEAM	2/21/24 vs. No. 12 Illinois (90-89)
BEAT TOP 25 TEAM ROAD	12/10/22 at No. 17 Illinois (74-59)
BEAT TOP 10 TEAM	2/12/19 vs. No. 6 Michigan (75-69)
BEAT TOP 5 TEAM	12/10/19 vs. No. 4 Maryland (76-69)
BEAT A BIG TEN TEAM BY 20+	1/29/23 vs. Michigan (83-61)
WON IN OVERTIME	3/10/23 vs. Northwestern (67-65 (ot))
LOST IN OVERTIME	12/16/23 vs. Georgia Tech (L, 82-81 (ot))
PLAYED DOUBLE OVERTIME	11/29/22 at Clemson (L, 101-94 (2ot))
PLAYED TRIPLE OVERTIME	2/1/17 at Indiana (L, 110-102 (3ot))
NEVER TRAILED	12/29/23 vs. Rider (90-63)
CAME FROM 20+ DOWN TO WIN	3/15/95 (NIT) vs Miami (62-56) (-20)
CAME FROM 15+ DOWN TO WIN	12/9/23 vs. Ohio State (55-37, 15:31 2H) (-18)
CAME FROM 10-14 DOWN TO WIN	2/21/24 vs. No. 12 Illinois (47-61) (-14)
WON BIG TEN ROAD	2/3/24 at Indiana (85-71)
WON BIG TEN NEUTRAL	3/11/23 vs. No. 19 Indiana (77-73)
WON TOP 25 BIG TEN ROAD	12/10/22 at No. 17 Illinois (74-59)
WON NON-CONFERENCE ROAD	12/8/20 at No. 15 Virginia Tech (75-55)
WON NON-CONFERENCE NEUTRAL	3/16/23 vs. No. 17 Texas A&M, NCAAT (76-59)
LOST BIG TEN AT HOME	2/14/24 vs. Michigan State (72-80)
LOST NON-CONFERENCE AT BJC	12/2/23 vs. Bucknell (67-76)
LOST NON-CONFERENCE AT REC HALL	12/14/13 vs. Princeton (71-69 (ot))

TEAM SCORING

SCORED 100+	2/1/17 at Indiana (102 (3ot))
ALLOWED 100+	11/29/22 at Clemson, (101 (2ot))
BOTH TEAMS SCORED 100+	2/1/17 at Indiana (L, 110-102 (3ot))
SCORED 90+	2/21/24 vs. No. 12 Illinois (90)
ALLOWED 90+	1/13/24 at No. 1 Purdue (95)
SCORED 80+	2/21/24 vs. No. 12 Illinois (90)
CONSECUTIVE GAMES SCORING 80+	3: 12/20/19 vs. Central Conn. State (87), 12/20/19 vs. Cornell (90) & 1/4/20 vs. Iowa (89) 4: 11/5/19 vs. Maryland Eastern Shore (84), 11/9/19 vs. Wagner (91) 11/14/19 at Georgetown (81) & 11/19/19 vs. Bucknell (98)
SCORED UNDER 50	2/17/24 at Nebraska (49)
SCORED UNDER 40	2/21/15 at Northwestern (39)
SCORED 60+ IN A HALF	12/19/09 vs. Gardner-Webb (60 2nd)
SCORED 50+ IN FIRST HALF	2/14/23 vs. Illinois (53)
SCORED 50+ IN SECOND HALF	1/7/24 vs. Michigan (52)
SCORED 45+ IN FIRST HALF	11/27/23 vs. Minnesota (45)
BENCH SCORED 50+	12/7/05 vs. UMKC (50)
OPP SCORED 45 OR LESS	11/6/23 vs. Delaware State (45)
CONSECUTIVE OPP BELOW 45	2009 at Temple (45) & UMBC (42)
OPP SCORED 40 OR LESS	3/6/14 at Northwestern (32)
CONSECUTIVE OPP BELOW 40	2007 vs. Princeton (38) & Denver (39)
OPP SCORED 10 OR LESS IN HALF	12/15/07 Denver (10)
OPP SCORED 15 OR LESS IN HALF	2/7/15 Nebraska (13)

INDIVIDUAL SCORING

PLAYER 40+ POINTS	Jalen Pickett (41) vs. Illinois, 2/14/23
PLAYER 35+ POINTS	Jalen Pickett (41) vs. Illinois, 2/14/23
PLAYER 30-34 POINTS	Jalen Pickett (32) at Minnesota, 2/18/23
3 PLAYERS 20+ POINTS	Wynter, Lundy & Pickett at Clemson, 11/29/22 (2ot)
2 PLAYERS 20+ POINTS	Kanye Clary (27) & Ace Baldwin Jr. (20) vs. No. 11 Wisconsin, 1/16/24
6+ PLAYERS 10+ POINTS	12/6/20 vs. Seton Hall (6)
5+ PLAYERS 10+ POINTS	2/21/24 vs. No. 12 Illinois (5)
2+ PLAYERS DOUBLE-DOUBLES	1/31/22 vs. Iowa John Harrar (19 pts/10 reb) & Seth Lundy (17 pts/11 reb)
NITTANY LION TRIPLE DOUBLE	11/14/22 by Jalen Pickett vs. Butler (15 points, 10 rebounds, 11 assists)

TEAM SHOOTING PERCENTAGES

SHOT 60%+ FG	11/19/19 vs. Bucknell (60.0%)
SHOT 60%+ FG IN BIG TEN	1/3/06 vs Northwestern (64.0%)
SHOT 50%+ FG IN BIG TEN	2/21/24 vs. No. 12 Illinois (53.8%)
SHOT 70% IN HALF	11/10/22 vs. Loyola Maryland (19-27, 70.4%)
SHOT 60% IN HALF	2/3/24 at Indiana (16-25, 64.0%)
SHOT UNDER 30%	11/17/23 vs. Morehead State (19-64, 29.7%)
SHOT 70%+ FROM 3PT	PSU record - 1/25/18 at 13/13 Ohio State, (11-14, 78.6%)
SHOT 60%+ FROM 3PT	11/28/10 vs. Furman (12-19, 63.2%)
SHOT 50%+ FROM 3PT	2/14/24 vs. Michigan State (12-23, 52.2%)
SHOT 95%+ FROM FT	2/14/23 vs. Michigan State (12-12, 100%)
SHOT 90%+ FROM FT	2/14/23 vs. Michigan State (12-12, 100%)
SHOT 85% FROM FT	2/14/23 vs. Michigan State (12-12, 100%)
SHOT 40% OR LESS FT	2/5/23 at Nebraska (1-4, 25.0%)
SHOT 0.0% FT	1/3/12 at Wisconsin (0-1, 0.0%)
OPP SHOT 60%+ FG	1/10/24 vs. Northwestern (61.4%)
OPP SHOT BELOW 30% FG	11/6/23 vs. Delaware State (19-66, 28.8%)
OPP SHOT 0.0% 3FG	12/17/17 at George Mason (0-14)

TEAM REBOUNDING

50+ REBOUNDS	1/31/22 vs. Iowa (53, 2OT)
45+ REBOUNDS	2/25/22 vs. Northwestern (45)
20+ OFFENSIVE REBS	1/17/21 at Purdue (23)
20 OR LESS REBOUNDS	11/23/23 vs. No. 12 Texas A&M (20)
OPP 20 OR LESS REBOUNDS	2/11/17 at Illinois (20)

TEAM STEALS, ASSISTS, TURNOVERS & BLOCKS

15+ STEALS	11/28/20 vs VMI (18)
10+ STEALS	2/21/24 vs. No. 12 Illinois (11)
30+ ASSISTS	12/30/06 vs. VMI (36)
20+ ASSISTS	1/29/23 vs. Michigan (20)
CONSEC. GAMES/ 20+ ASSISTS:	11/10/22 vs. Loyola Maryland (21), 11/7/22 vs. Winthrop (24)
5 OR FEWER TURNOVERS	1/16/24 vs. No. 11 Wisconsin (5)
CONSEC. GAMES/ 5 OR FEWER TURNOVERS:	12/18/22 vs. Canisius (3), 12/22/22 vs. Quinnipiac (3)
20 + TURNOVERS	11/6/23 vs. Delaware State (21)
OPP 25+ TURNOVERS	11/17/23 Morehead State (29)
10+ BLOCKS	2/11/24 at Northwestern (10)
10 PLAYERS 10+ MINUTES	11/17/23 vs. Morehead State (10)
NITTANY LION TRIPLE DOUBLE	11/14/22 by Jalen Pickett vs. Butler (15 points, 10 rebounds, 11 assists)

MISCELLANEOUS INDIVIDUAL STATS

PLAYER 20+ REBOUNDS	John Harrar (20) vs. Northwestern, 2/25/22
PLAYER 15+ REBOUNDS	Qudus Wahab (18) vs. Lehigh, 11/10/23
PLAYER 10+ ASSISTS	Ace Baldwin Jr. (12) vs. No. 12 Illinois, 2/21/24
PLAYER 5+ STEALS	Ace Baldwin Jr. (5) at Nebraska, 2/17/24
PLAYER 5+ BLOCKS	Qudus Wahab (5) at Northwestern, 2/11/24
PLAYER 5+ BLOCKS, Consec. Games	Mike Watkins (5) vs. Albany, 11/11/16; Duquesne, 11/13/16
PLAYER 6+ THREES	Jameel Brown (6) vs. Delaware State, 11/6/23

MISCELLANEOUS TEAM INFORMATION

PENN STATE RANKED ASSOCIATED PRESS	3/2/2020, No. 20
PENN STATE RANKED ASSOCIATED PRESS TOP 10	2/17/2020, No. 9

NUMERICAL ROSTER

#	NAME	POS	CL	HT	WT	HOMETOWN	HIGH SCHOOL / LAST SCHOOL
1	Ace Baldwin Jr.	G	Sr.	6-1	190	Baltimore, Md.	St. Frances Academy/VCU
2	D'Marco Dunn	G	Jr.	6-5	195	Tucson, Ariz.	Westover (N.C.)/North Carolina
3	Nick Kern Jr.	G	Jr.	6-6	200	St. Louis, Mo.	Vashon/VCU
4	Puff Johnson	G/F	Sr.	6-8	205	Moon Township, Pa.	Hillcrest Prep (Az.)/North Carolina
5	Jameel Brown	G	So.	6-4	188	Philadelphia, Pa.	Westtown School
6	Bragi Guðmundsson	G	Fr.	6-5	175	Grindavik, Iceland	Sudurnes Comprehensive
11	Leo O'Boyle	F	Gr.	6-7	225	Scranton, Pa.	Scranton Prep/Lafayette
12	Favour Aire	F	So.	6-11	220	Ekpoma, Nigeria	Bishop McNamara (Md.)/Miami
14	Demetrius Lilley	F	So.	6-10	245	Philadelphia, Pa.	Lower Merion
15	Dan Conlan	G	Sr.	6-4	186	Sewickley, Pa.	Quaker Valley/Dickinson
21	RayQuawndis Mitchell	G	Gr.	6-5	195	Blaine, Minn.	Blaine/Kansas City/UIC/Otero/Idaho
22	Qudus Wahab	F	Gr.	6-11	245	Lagos, Nigeria	Flint Hill (Va.)/Georgetown/Maryland
24	Zach Hicks	F	Jr.	6-8	200	Camden, N.J.	Camden Catholic/Temple
33	Andy Christos	G	Sr.	6-5	186	Madison, N.J.	Madison/Vermont Academy

ALPHABETICAL ROSTER

#	NAME	POS	CL	HT	WT	HOMETOWN	HIGH SCHOOL / LAST SCHOOL
12	Favour Aire	F	So.	6-11	220	Ekpoma, Nigeria	Bishop McNamara (Md.)/Miami
1	Ace Baldwin Jr.	G	Sr.	6-1	190	Baltimore, Md.	St. Frances Academy/VCU
5	Jameel Brown	G	So.	6-4	188	Philadelphia, Pa.	Westtown School
33	Andy Christos	G	Sr.	6-5	186	Madison, N.J.	Madison/Vermont Academy
15	Dan Conlan	G	Sr.	6-4	186	Sewickley, Pa.	Quaker Valley/Dickinson
2	D'Marco Dunn	G	Jr.	6-5	195	Tucson, Ariz.	Westover (N.C.)/North Carolina
6	Bragi Guðmundsson	G	Fr.	6-5	175	Grindavik, Iceland	Sudurnes Comprehensive
24	Zach Hicks	F	Jr.	6-8	200	Camden, N.J.	Camden Catholic/Temple
4	Puff Johnson	G/F	Sr.	6-8	205	Moon Township, Pa.	Hillcrest Prep (Az.)/North Carolina
3	Nick Kern Jr.	G	Jr.	6-6	200	St. Louis, Mo.	Vashon/VCU
14	Demetrius Lilley	F	So.	6-10	245	Philadelphia, Pa.	Lower Merion
21	RayQuawndis Mitchell	G	Gr.	6-5	195	Blaine, Minn.	Blaine/Kansas City/UIC/Otero/Idaho
11	Leo O'Boyle	F	Gr.	6-7	225	Scranton, Pa.	Scranton Prep/Lafayette
22	Qudus Wahab	F	Gr.	6-11	245	Lagos, Nigeria	Flint Hill (Va.)/Georgetown/Maryland

COACHING STAFF

Peter and Ann Tombros Endowed Head Coach: Mike Rhoades (Lebanon Valley College '95)
Associate Head Coach: Jamal Brunt (Randolph-Macon '03)
Assistant Coach: Brent Scott (Rice '03)
Assistant Coach: Jimmy Martelli (Dickinson '05)
Assistant to the Head Coach: Joe Crispin (Penn State '01)
Chief of Staff: Tiana Myers Rich (George Washington '12)
Director of Player Development: Clay Conner (Shippensburg '18)
Director of Operations: Patrick Dorney (Lebanon Valley College '93)
Director of Recruiting: Brandon Rozzell (VCU '11)
Video Coordinator: Jake Szczecina (Misericordia '18)
Graduate Assistant: Cedric Blossom (Morgan State '16)
Graduate Assistant: David Duda (East Stroudsburg '23)
Graduate Assistant: Justin Pisapia (West Virginia '23)
Strength & Conditioning Coach: Greg Goldin (Canisius '11)
Athletic Trainer: Justin Pomar (Iowa State '14)

PRONUNCIATIONS

#6 Bragi Guðmundsson: BRAH-gee (hard g)
#12 Favour Aire: FAY-vurr EYE-ray
#21 RayQuawndis Mitchell: Ray-KWAN-dis
#22 Qudus Wahab: KWOO-dis Wah-hob

BY ELIGIBILITY

GRADUATE (3)

11	Leo O'Boyle	F
21	RayQuawndis Mitchell	G
22	Qudus Wahab	F

SENIOR (4)

1	Ace Baldwin Jr.	G
4	Puff Johnson	G/F
15	Dan Conlan	G
33	Andy Christos	G

JUNIOR (3)

2	D'Marco Dunn	G
3	Nick Kern Jr.	G
24	Zach Hicks	F

SOPHOMORE (3)

5	Jameel Brown	G
12	Favour Aire	F
14	Demetrius Lilley	F

FRESHMAN (1)

6	Bragi Guðmundsson	G
---	-------------------	---

BY STATE/COUNTRY

ARIZONA (1)

2	D'Marco Dunn	G
---	--------------	---

ICELAND (1)

6	Bragi Guðmundsson	G
---	-------------------	---

MARYLAND (1)

1	Ace Baldwin Jr.	G
---	-----------------	---

MINNESOTA (1)

21	RayQuawndis Mitchell	G
----	----------------------	---

MISSOURI (1)

3	Nick Kern Jr.	G
---	---------------	---

NEW JERSEY (2)

24	Zach Hicks	F
33	Andy Christos	G

NIGERIA (2)

12	Favour Aire	F
22	Qudus Wahab	F

PENNSYLVANIA (5)

4	Puff Johnson	G/F
5	Jameel Brown	G
11	Leo O'Boyle	F
14	Demetrius Lilley	F
15	Dan Conlan	F

PETER AND ANN TOMBROS ENDOWED HEAD COACH

MIKE RHOADES

Mike Rhoades was announced as the 15th men's basketball head coach in Penn State history on March 29, 2023, and enters his first season in Happy Valley in 2023-24. In 19 seasons as a collegiate head coach, Rhoades, a Mahanoy City, Pennsylvania native, has produced a 373-189 record, a winning percentage of .664, seven NCAA Tournament appearances and nine national postseason appearances.

Rhoades comes to Penn State following a six-year stint as the head coach at VCU in which he guided the Rams to three NCAA Tournament appearances, a 129-60 overall record and 72-32 Atlantic 10 Conference record. He is the fourth-winningest coach in VCU history. Rhoades developed a pair of Atlantic 10 Players of the Year and 13 all-conference selections throughout his six years in Richmond. On the recruiting trail, Rhoades has signed the Atlantic 10's top-ranked recruiting class in three of the past four years. In his time as an assistant and head coach at VCU, he was responsible for signing eight of the top nine all-time Ram recruits per 247Sports.

The Rams won both the Atlantic 10 regular-season and tournament championships during the 2022-23 season, making their third NCAA Tournament appearance under Rhoades and finishing 27-8 overall. The Rams' 27 wins were the most under Rhoades and the most for VCU since the 2012-13 season. Rhoades mentored VCU junior point guard Ace Baldwin Jr. to Atlantic 10 Player of the Year and Defensive Player of the Year honors in the 2022-23 season.

In just his second season in 2018-19, Rhoades led the Rams back to the NCAA Tournament, as well as their first Atlantic 10 Conference outright regular-season championship. VCU's 25 total wins, including 16 conference victories, tied program regular-season marks. For his efforts, he was named Atlantic 10 Coach of the Year and was a finalist for the Jim Phelan National Coach of the Year award. Rhoades led the Rams back to the NCAA Tournament in 2020-21 following a 19-7 campaign in which the Black and Gold reached the A-10 Championship Game.

Under Rhoades tutelage, VCU saw players selected in back-to-back NBA Drafts, when Nah'Shon "Bones" Hyland was selected 26th overall by the Denver Nuggets in 2021, and Vince Williams Jr. was picked 47th overall by the Memphis Grizzlies in 2022. Justin Tillman also spent time with the Atlanta Hawks active roster during the 2021-22 season. Additionally, former VCU players Larry Sanders, Troy Daniels, Briante Weber and Treveon Graham, who each played for Rhoades during his days as an assistant coach at VCU from 2009-14, all spent time in the NBA. Mo Alie-Cox played basketball for Rhoades at VCU and has gone on to be a tight end for the NFL's Indianapolis Colts.

Prior to his six years in the head chair at VCU, Rhoades engineered a stunning turnaround at Rice as head coach of the Owls from 2014-17. Rhoades led Rice to its first 20-win campaign since 2003-04 and the program's first postseason appearance since 2011-12. Rice's 23-12 mark in 2016-17 was an 11-win improvement over the 2015-16 season and the 23 wins were the second-most in Owls' history. Rhoades assumed the reins at Rice in 2014-15 and led the school to an immediate five-win improvement. The Owls were a combined 12-49 in the two seasons prior to his arrival.

Rhoades spent 2009-14 as an assistant coach and associate head coach at VCU prior to taking the head coaching job at Rice. VCU reached the NCAA Tournament four times and appeared in the postseason all five years of that stretch. The Rams were 137-46 during that period and won the 2012 CAA Championship. He was integral in recruiting and developing the players that would lead the Rams to a historic Final Four appearance in 2010-11. In 2012, after VCU toppled Wichita State in the First Round of the NCAA Tournament, Rhoades was named one of the top 10 assistant coaches under 40 in the country by ESPN.com.

Prior to his VCU tenure, Rhoades enjoyed a wildly successful run at Division III Randolph-Macon in Ashland, Virginia. In 10 seasons as head coach of the Yellow Jackets, Rhoades compiled a 197-76 record (.722 win percentage) and led RMC to four NCAA Tournament appearances, including trips to the Sweet 16 in 2002 and 2003. Rhoades' teams won six Old Dominion Athletic Conference (ODAC) championships and earned national No. 1 rankings in two seasons. He was named ODAC Coach of the Year in three-straight seasons from 2001-03, coached three ODAC Players of the Year, five ODAC Freshmen of the Year, as well as 17 All-ODAC selections. In 2003, he was named NABC South District Coach of the Year and State Coach of the Year by the Richmond Times-Dispatch.

He began his coaching career at age 23 as an assistant at Randolph-Macon in 1996 under long-time head coach Hal Nunnally. The Yellow Jackets posted winning records in all three seasons with Rhoades on staff before he was elevated to head coach in 1999 at age 25.

Rhoades played collegiately under coaches Pat Flannery and Brad McAlester at Lebanon Valley College in his home state of Pennsylvania. Rhoades guided the Flying Dutchmen to the 1994 NCAA Division III National Championship with a 66-59 overtime win over NYU. He was named the tournament's Co-Outstanding Player. The entire team was inducted into the school's Athletic Hall of Fame in October 2014, the 20th anniversary of the title. The guard was the USA Today Division III National Player of the Year in 1995, two-time NABC All-American, three-time NABC All-Region and three-time Middle Atlantic Conference Player of the Year. He was the school's all-time scoring leader (2,050) until 1999, but still holds Lebanon Valley records in free-throw percentage (.845), assists (668) and steals (212). His No. 5 jersey is one of five basketball jerseys retired by LVC.

Rhoades is a member of the Mahanoy Area High School Hall of Fame, Lebanon Valley College Hall of Fame (team and individual), Middle Atlantic Conference (MAC) Hall of Fame, Central Chapter Pennsylvania Sports Hall of Fame, Eastern Chapter Pennsylvania Sports Hall of Fame and Jerry Wolman, Northern Anthracite Chapter of the Pennsylvania Sports Hall of Fame.

Rhoades graduated from Lebanon Valley with a degree in history in 1995 and earned his masters from VCU's Center for Sport Leadership in 2002.

The Mahanoy City, Pennsylvania native and his wife, Jodie, have two sons, Logan and Chase, and one daughter, Porter.



RECORD

Penn State: 13-14 (first season)
Career: 386-203 (20th season)

SEASON

First

ALMA MATER

Lebanon Valley College '95 (B.A.)
VCU '02 (M.S.)

HOMETOWN

Mahanoy City, Pa.

FAMILY

Wife: Jodie
Children: Logan, Porter and Chase

COACHING EXPERIENCE

2023-PRESENT

Penn State
Head Coach
13-14

2017-23

VCU
Head Coach
129-61; .679

2014-17

Rice
Head Coach
47-52; .475

2009-14

VCU
Associate Head Coach - 2011-14
Assistant Coach - 2009-11

1999-2009

Randolph-Macon College
Head Coach
197-76; .722

1996-1999

Randolph-Macon College
Assistant Coach

PLAYING EXPERIENCE

1991-95

Lebanon Valley College
1995 Division III National Player of the Year
1994 National Championship team
Two-time NABC All-American

5 JAMEEL BROWN

So. • Guard • 6-4 • 188 lbs.

Philadelphia, Pa./Westtown School

Major: Rehabilitation Human Services



CAREER STATS

SEASON	TEAM	GP-GS		Field Goals		3-Point		F-Throws		Rebounds				Scoring						
		MIN	AVG	FG-FGA	FG%	3FG-3FGA	3FG%	FT-FTA	FT%	OFF	DEF	TOT	AVG	PF-FO	A	TO	BLK	STL	PTS	AVG
2022-23	PSU	14-0	64/4.6	3-16	.188	2-14	.143	4-5	.800	0	14	14	1.0	5-0	3	2	1	2	12	0.9
2023-24	PSU	21-0	220/10.5	35-90	.389	29-79	.367	4-10	.400	1	14	15	0.7	16-0	4	12	1	12	103	4.9
TOTAL		35-0	285/8.1	38-106	.358	31-93	.333	8-15	.533	1	28	29	0.8	21-0	7	14	2	14	115	3.3

2023-24 GAME-BY-GAME STATS

Opponent	Date	GS	MIN	Total		3-Pointers		Free throws		Rebounds				PF	A	TO	BLK	STL	PTS	AVG	
				FG-FGA	PCT	3FG-3FGA	PCT	FT-FTA	PCT	OFF	DEF	TOT	AVG								
Delaware St.	11/06/2023		17:28	7-9	.778	6-8	.750	0-0	.000	0	0	0	0.0	0	0	1	1	1	20	20.0	
Lehigh	11/10/2023		14:38	3-4	.750	2-2	1.000	0-0	.000	0	2	2	1.0	1	0	0	1	8	14.0		
Saint Francis (PA)	11/14/2023		06:11	0-0	.000	0-0	.000	0-0	.000	0	0	0	0.0	0	0	0	0	0	9.3		
Morehead St.	11/17/2023		11:09	3-7	.429	3-6	.500	0-0	.000	0	0	0	0.5	2	0	0	2	9	9.3		
vs Texas A&M	11/23/2023		05:21	0-1	.000	0-1	.000	0-0	.000	0	0	0	0.4	0	0	0	0	0	7.4		
vs Butler	11/24/2023		06:43	0-2	.000	0-1	.000	0-0	.000	0	0	0	0.3	0	0	0	0	0	6.2		
vs VCU	11/26/2023		06:06	0-0	.000	0-0	.000	0-0	.000	0	0	0	0.3	0	1	0	0	0	5.3		
Rider	12/29/2023		02:56	0-1	.000	0-1	.000	0-0	.000	0	1	1	0.4	1	0	1	0	0	4.6		
at Michigan St.	01/04/2024		07:15	0-7	.000	0-7	.000	0-0	.000	0	0	0	0.3	0	0	0	0	0	4.1		
Michigan	01/07/2024		02:22	0-1	.000	0-1	.000	0-0	.000	0	0	0	0.3	2	0	0	0	0	3.7		
at Purdue	01/13/2024		16:54	5-9	.556	3-7	.429	0-1	.000	0	3	3	0.5	1	0	0	1	13	4.5		
Wisconsin	01/16/2024		05:30	0-2	.000	0-2	.000	0-0	.000	1	1	2	0.7	0	1	0	0	0	4.2		
at Ohio St.	01/20/2024		07:13	2-4	.500	2-4	.500	0-0	.000	0	0	0	0.6	0	1	0	0	6	4.3		
Minnesota	01/27/2024		02:27	0-1	.000	0-1	.000	0-0	.000	0	0	0	0.6	0	0	0	0	0	4.0		
at Rutgers	01/31/2024		14:29	0-6	.000	0-6	.000	0-1	.000	0	1	1	0.6	1	0	2	0	1	3.7		
at Indiana	02/03/2024		16:50	4-5	.800	4-5	.800	2-3	.667	0	0	0	0.6	2	2	0	0	14	4.4		
Iowa	02/08/2024		14:12	3-8	.375	3-8	.375	0-2	.000	0	1	1	0.6	2	0	1	0	1	9	4.6	
at Northwestern	02/11/2024		11:30	1-3	.333	1-3	.333	0-0	.000	0	1	1	0.6	1	0	2	0	0	3	4.6	
Michigan St.	02/14/2024		12:04	1-5	.200	1-4	.250	0-0	.000	0	0	0	0.6	0	0	1	0	0	3	4.5	
at Nebraska	02/17/2024		21:09	2-7	.286	1-5	.200	2-3	.667	0	2	2	0.7	1	0	2	0	1	7	4.6	
Illinois	02/21/2024		17:49	4-8	.500	3-7	.429	0-0	.000	0	2	2	0.7	2	0	1	0	3	11	4.9	
Totals			0	220:16	35-90	.389	29-79	.367	4-10	.400	1	14	15	0.7	16	4	12	1	12	103	4.9

2023-24 NOTES

- Registered 11 points, including a clutch 3-pointer in the final 35 seconds, and three steals in comeback win over #12 Illinois (2/21).
- Finished with seven points, two rebounds and a steal in a career-high 21 minutes at Nebraska (2/17).
- Had nine points behind three first-half triples in win over Iowa (2/8).
- Was 4-for-5 from deep to finish with 14 points in dominant road win at Indiana (2/3).
- Went 5-for-9 from the field with three 3-pointers for 13 points and three rebounds at #1 Purdue (1/13).
- Drilled three 3-pointers and added two steals in win over Morehead State (11/17).
- Was 2-for-2 from downtown en route to eight points against Lehigh (11/10).
- Went off for career-high 20 points behind a 6-for-8 showing from 3-point range in season opener against Delaware State (11/6).
- Returns to Penn State after playing in 14 games in true freshman season, tallying 12 points and 14 rebounds in 64 minutes of playing time.
- Former ESPN 4-star prospect and the No. 24 shooting guard in his class...Helped lead Team Final to 2021 Nike EYBL Peach Jam Championship in summer 2021.

SEASON/CAREER HIGHS

Points
 Season 20 vs. Del. St. (11/6/23)
 Big Ten 14 at Indiana (2/3/24)
 Career 20 vs. Del. St. (11/6/23)

Rebounds
 Season 3 at Purdue (1/13/24)
 Big Ten 3 at Purdue (1/13/24)
 Career 3, 3 times (last: 1/13/24)

Assists
 Season 2 at Indiana (2/3/24)
 Big Ten 2 at Indiana (2/3/24)
 Career 2 at Indiana (2/3/24)

Steals
 Season 3 vs. Illinois (2/21/24)
 Big Ten 3 vs. Illinois (2/21/24)
 Career 3 vs. Illinois (2/21/24)

Blocks
 Season 1 vs. Del. St. (11/6/23)
 Big Ten -
 Career 1, 2 times (last: 11/6/23)

FG Made
 Season 7 vs. Del. St. (11/6/23)
 Big Ten 5 at Purdue (1/13/24)
 Career 7 vs. Del. St. (11/6/23)

FG Attempted
 Season 9, 2 times (last: 1/13/24)
 Big Ten 9 at Purdue (1/13/24)
 Career 9, 2 times (last: 1/13/24)

3FG Made
 Season 6 vs. Del. St. (11/6/23)
 Big Ten 4 at Indiana (2/3/24)
 Career 6 vs. Del. St. (11/6/23)

3FG Attempted
 Season 8, 2 times (last: 2/8/24)
 Big Ten 8 vs. Iowa (2/8/24)
 Career 8, 2 times (last: 2/8/24)

FT Made
 Season 2, 2 times (last: 2/17/24)
 Big Ten 2, 2 times (last: 2/17/24)
 Career 2, 4 times (last: 2/17/24)

FT Attempted
 Season 3, 2 times (last: 2/17/24)
 Big Ten 3, 3 times (last: 2/17/24)
 Career 3, 3 times (last: 2/17/24)

Minutes
 Season 21 at Nebraska (2/17/24)
 Big Ten 21 at Nebraska (2/17/24)
 Career 21 at Nebraska (2/17/24)

6 BRAGI GUÐMUNDSSON

Fr. • Guard • 6-5 • 175 lbs.

Grindavik, Iceland/Sudurnes Comprehensive

Major: Division of Undergraduate Studies



CAREER STATS

SEASON	TEAM	GP-GS		Field Goals		3-Point		F-Throws		Rebounds				Scoring						
		MIN	AVG	FG-FGA	FG%	3FG-3FGA	3FG%	FT-FTA	FT%	OFF	DEF	TOT	AVG	PF	FO A	TO	BLK	STL	PTS	AVG
2023-24	PSU	5-0	10/2.0	3-6	.500	0-2	.000	0-1	.000	2	0	2	0.4	1-0	1	2	1	0	6	1.2
TOTAL		5-0	10/2.0	3-6	.500	0-2	.000	0-1	.000	2	0	2	0.4	1-0	1	2	1	0	6	1.2

2023-24 GAME-BY-GAME STATS

Opponent	Date	GS	MIN	Total		3-Pointers		Free throws		Rebounds				PF	A	TO	BLK	STL	PTS	AVG
				FG-FGA	PCT	3FG-3FGA	PCT	FT-FTA	PCT	OFF	DEF	TOT	AVG							
Delaware St.	11/06/2023		02:01	1-1	1.000	0-0	.000	0-0	.000	0	0	0	0.0	0	0	0	0	0	2	2.0
Saint Francis (PA)	11/14/2023		02:45	0-2	.000	0-1	.000	0-0	.000	0	0	0	0.0	0	0	1	0	0	0	1.0
Morehead St.	11/17/2023		01:51	0-0	.000	0-0	.000	0-0	.000	1	0	1	0.3	0	1	0	0	0	0	0.7
Rider	12/29/2023		01:21	0-0	.000	0-0	.000	0-0	.000	0	0	0	0.3	1	0	1	0	0	0	0.5
at Michigan St.	01/04/2024		02:12	2-3	.667	0-1	.000	0-1	.000	1	0	1	0.4	0	0	0	1	0	4	1.2
Totals		0	10:10	3-6	.500	0-2	.000	0-1	.000	2	0	2	0.4	1	1	2	1	0	6	1.2

2023-24 NOTES

- Tallied four points, a rebound and a block in two minutes of action at Michigan State (1/4).
- Had a rebound and an assist in win over Morehead State (11/17).
- Scored first collegiate points in season opener against Delaware State (11/6).
- Played for U.M.F. Grindavik in the Iceland-Subway League, the top professional league and highest level of competition in Iceland...Averaged 10.0 points, 4.0 rebounds and 1.8 assists over 25 games during the most recent regular season...Tallied 34 points, eight assists and seven rebounds per game while playing with the U23 Grindavik team before moving up to the top level of competition...Has played for the U16 and U18 Icelandic National Team and was invited to compete with the U20 National Team in the summer of 2023.

SEASON/CAREER HIGHS

Points	
Season	4 at Mich. St. (1/4/24)
Big Ten	4 at Mich. St. (1/4/24)
Career	4 at Mich. St. (1/4/24)
Rebounds	
Season	1, 2 times (last: 1/4/24)
Big Ten	1 at Mich. St. (1/4/24)
Career	1, 2 times (last: 1/4/24)
Assists	
Season	1 vs. Morehead (11/17/23)
Big Ten	--
Career	1 vs. Morehead (11/17/23)
Steals	
Season	--
Big Ten	--
Career	--
Blocks	
Season	1 at Mich. St. (1/4/24)
Big Ten	1 at Mich. St. (1/4/24)
Career	1 at Mich. St. (1/4/24)
FG Made	
Season	2 at Mich. St. (1/4/24)
Big Ten	2 at Mich. St. (1/4/24)
Career	2 at Mich. St. (1/4/24)
FG Attempted	
Season	3 at Mich. St. (1/4/24)
Big Ten	3 at Mich. St. (1/4/24)
Career	3 at Mich. St. (1/4/24)
3FG Made	
Season	--
Big Ten	--
Career	--
3FG Attempted	
Season	1, 2 times (last: 1/4/24)
Big Ten	1 at Mich. St. (1/4/24)
Career	1, 2 times (last: 1/4/24)
FT Made	
Season	--
Big Ten	--
Career	--
FT Attempted	
Season	1 at Mich. St. (1/4/24)
Big Ten	1 at Mich. St. (1/4/24)
Career	1 at Mich. St. (1/4/24)
Minutes	
Season	2 vs. St. Francis (11/14/23)
Big Ten	2 at Mich. St. (1/4/24)
Career	2 vs. St. Francis (11/14/23)

12 FAVOUR AIRE

So. • Forward • 6-11 • 220 lbs.
Ekpoma, Nigeria/Bishop McNamara (Md.)
Miami (Fla.)
Major: Telecommunications



CAREER STATS

SEASON	TEAM	GP-GS		Field Goals			3-Point		F-Throws		Rebounds				Scoring					
		MIN	AVG	FG-FGA	FG%	3FG-3FGA	3FG%	FT-FTA	FT%	OFF	DEF	TOT	AVG	PF-FO	A	TO	BLK	STL	PTS	AVG
2022-23	UM	14-0	38/2.7	3-7	.429	0-0	.000	3-7	.429	4	4	8	0.6	13-0	0	3	2	2	9	0.6
2023-24	PSU	9-0	50/5.6	3-6	.500	0-0	.000	0-3	.000	3	7	10	1.1	12-0	0	5	6	4	6	0.7
TOTAL FOR PSU		9-0	50/5.6	3-6	.500	0-0	.000	0-3	.000	3	7	10	1.1	12-0	0	5	6	4	6	0.7
TOTAL		23-0	88/3.8	6-13	.462	0-0	.000	3-10	.300	7	11	18	0.8	25-0	0	8	8	6	15	0.7

2023-24 GAME-BY-GAME STATS

Opponent	Date	GS	MIN	Total		3-Pointers		Free throws		Rebounds				PF	A	TO	BLK	STL	PTS	AVG
				FG-FGA	PCT	3FG-3FGA	PCT	FT-FTA	PCT	OFF	DEF	TOT	AVG							
Rider	12/29/2023		03:48	1-2	.500	0-0	.000	0-1	.000	1	0	1	1.0	1	0	0	0	1	2	2.0
at Michigan St.	01/04/2024		00:31	0-0	.000	0-0	.000	0-0	.000	0	0	0	0.5	0	0	0	0	0	0	1.0
Northwestern	01/10/2024		02:25	0-0	.000	0-0	.000	0-0	.000	0	0	0	0.3	1	0	0	0	0	0	0.7
at Purdue	01/13/2024		01:22	0-0	.000	0-0	.000	0-0	.000	0	0	0	0.3	1	0	0	0	0	0	0.5
at Ohio St.	01/20/2024		01:37	0-0	.000	0-0	.000	0-0	.000	0	0	0	0.2	3	0	0	0	0	0	0.4
at Northwestern	02/11/2024		10:54	1-2	.500	0-0	.000	0-0	.000	0	2	2	0.5	2	0	0	1	0	2	0.7
Michigan St.	02/14/2024		18:46	1-1	1.000	0-0	.000	0-0	.000	1	3	4	1.0	2	0	0	2	1	2	0.9
at Nebraska	02/17/2024		08:46	0-1	.000	0-0	.000	0-2	.000	1	2	3	1.3	1	0	4	3	2	0	0.8
Illinois	02/21/2024		01:58	0-0	.000	0-0	.000	0-0	.000	0	0	0	1.1	1	0	1	0	0	0	0.7
Totals		0	50:07	3-6	.500	0-0	.000	0-3	.000	3	7	10	1.1	12	0	5	6	4	6	0.7

2023-24 NOTES

- Finished with three block, three rebounds and two steals in eight minutes of action at Nebraska (2/17).
- Tallied two points and career-best marks of four rebounds and two blocks in career-high 18 minutes of action vs. Michigan State (2/14).
- Scored first field goal of conference play and added two rebounds and a block at Northwestern (2/11).
- Returned from injury to make season debut against Rider (12/29), finishing with two points, a rebound and a steal in three minutes of action.
- Begins first season at Penn State after playing freshman year at Miami (Fla.)... Saw action in 14 games in Hurricanes' 2022-23 run to the Final Four...Registered a total of nine points, eight rebounds, two blocks and two steals in 38 minutes.
- Former four-star prospect who was ranked as the No. 61 recruit in his class by Rivals.

SEASON/CAREER HIGHS

Points
 Season 2, 3 times (last: 2/14/24)
 Big Ten 2, 2 times (last: 2/14/24)
 Career 6 at Louisville (12/4/22)

Rebounds
 Season 4 vs. Mich. St. (2/14/24)
 Big Ten 4 vs. Mich. St. (2/14/24)
 Career 4 vs. Mich. St. (2/14/24)

Assists
 Season --
 Big Ten --
 Career --

Steals
 Season 2 at Nebraska (2/17/24)
 Big Ten 2 at Nebraska (2/17/24)
 Career 2 at Nebraska (2/17/24)

Blocks
 Season 3 at Nebraska (2/17/24)
 Big Ten 3 at Nebraska (2/17/24)
 Career 3 at Nebraska (2/17/24)

FG Made
 Season 1, 3 times (last: 2/14/24)
 Big Ten 1, 2 times (last: 2/14/24)
 Career 2 at Louisville (12/4/22)

FG Attempted
 Season 2, 2 times (last: 2/11/24)
 Big Ten 2 at Northwestern (2/11/24)
 Career 3 at Louisville (12/4/22)

3FG Made
 Season --
 Big Ten --
 Career --

3FG Attempted
 Season --
 Big Ten --
 Career --

FT Made
 Season --
 Big Ten --
 Career 2 at Louisville (12/4/22)

FT Attempted
 Season 2 at Nebraska (2/17/24)
 Big Ten 2 at Nebraska (2/17/24)
 Career 3 at Louisville (12/4/22)

Minutes
 Season 18 vs. Mich. St. (2/14/24)
 Big Ten 18 vs. Mich. St. (2/14/24)
 Career 18 vs. Mich. St. (2/14/24)

14 DEMETRIUS LILLEY

So. • Forward • 6-10 • 245 lbs.
Philadelphia, Pa./Lower Merion
Major: Rehabilitation Human Services



CAREER STATS

SEASON	TEAM	GP-GS	MIN/AVG	Field Goals		3-Point		F-Throws		Rebounds				Scoring						
				FG-FGA	FG%	3FG-3FGA	3FG%	FT-FTA	FT%	OFF	DEF	TOT	AVG	PF	FO	A	TO	BLK	STL	PTS
2022-23	PSU	5-0	14/2.9	2-3	.667	0-0	.000	0-3	.000	0	2	2	0.4	4-0	0	2	1	0	4	0.8
2023-24	PSU	17-0	162/9.5	22-31	.710	0-1	.000	3-6	.500	19	26	45	2.6	28-1	4	8	3	5	47	2.8
TOTAL		22-0	176/8.0	24-34	.706	0-1	.000	3-9	.333	19	28	47	2.1	32-1	4	10	4	5	51	2.3

2023-24 GAME-BY-GAME STATS

Opponent	Date	GS	MIN	Total		3-Pointers		Free throws		Rebounds				PF	A	TO	BLK	STL	PTS	AVG
				FG-FGA	PCT	3FG-3FGA	PCT	FT-FTA	PCT	OFF	DEF	TOT	AVG							
Delaware St.	11/06/2023		09:47	1-1	1.000	0-0	.000	0-0	.000	0	4	4	4.0	1	0	2	0	0	2	2.0
Lehigh	11/10/2023		04:50	1-1	1.000	0-0	.000	0-1	.000	1	0	1	2.5	0	0	0	0	0	2	2.0
Saint Francis (PA)	11/14/2023		10:44	3-3	1.000	0-0	.000	2-3	.667	4	1	5	3.3	0	0	0	0	1	8	4.0
Morehead St.	11/17/2023		05:34	1-2	.500	0-1	.000	0-0	.000	0	2	2	3.0	1	0	0	0	0	2	3.5
at Maryland	12/06/2023		07:53	1-1	1.000	0-0	.000	0-0	.000	2	0	2	2.8	5	0	0	0	0	2	3.2
vs Georgia Tech	12/16/2023		05:59	0-2	.000	0-0	.000	0-0	.000	1	0	1	2.5	1	0	0	0	0	2	2.7
Le Moyne	12/21/2023		07:58	1-1	1.000	0-0	.000	0-0	.000	0	2	2	2.4	0	0	1	0	0	2	2.6
Rider	12/29/2023		08:24	1-2	.500	0-0	.000	1-2	.500	0	2	2	2.4	3	0	0	0	0	3	2.6
at Michigan St.	01/04/2024		09:39	0-1	.000	0-0	.000	0-0	.000	0	2	2	2.3	1	1	1	1	0	0	2.3
Michigan	01/07/2024		01:32	0-0	.000	0-0	.000	0-0	.000	0	0	0	2.1	0	0	0	0	0	0	2.1
at Purdue	01/13/2024		14:19	2-2	1.000	0-0	.000	0-0	.000	2	2	4	2.3	3	1	0	0	0	4	2.3
Wisconsin	01/16/2024		18:34	2-2	1.000	0-0	.000	0-0	.000	2	4	6	2.6	0	0	0	1	2	4	2.4
at Ohio St.	01/20/2024		14:08	1-3	.333	0-0	.000	0-0	.000	2	3	5	2.8	2	1	2	0	1	2	2.4
Minnesota	01/27/2024		12:56	4-6	.667	0-0	.000	0-0	.000	3	0	3	2.8	3	0	1	1	1	8	2.8
at Rutgers	01/31/2024		08:52	2-2	1.000	0-0	.000	0-0	.000	0	2	2	2.7	3	0	0	0	0	4	2.9
at Indiana	02/03/2024		07:13	0-0	.000	0-0	.000	0-0	.000	0	0	0	2.6	1	1	0	0	0	0	2.7
Iowa	02/08/2024		13:42	2-2	1.000	0-0	.000	0-0	.000	2	2	4	2.6	4	0	1	0	0	4	2.8
Totals			0 162:05	22-31	.710	0-1	.000	3-6	.500	19	26	45	2.6	28	4	8	3	5	47	2.8

2023-24 NOTES

- Registered a Big Ten career-best eight points to go along with three rebounds, a block and a steal against Minnesota (1/27).
- Had career-high six rebounds and two steals to go along with four points in win over #11/8 Wisconsin (1/16).
- Contributed four points, four rebounds and an assist at #1 Purdue (1/13).
- Tallied three points and two rebounds in eight minutes of action against Rider (12/29).
- Had two points and two rebounds in Big Ten opener at Maryland (12/6).
- Had career-best marks in points (8) and rebounds (5) in win over St. Francis (Pa.) (11/14).
- Tallied four rebounds and two points in nine minutes of action in season opener vs. Delaware State (11/6).
- Returns to Penn State after playing in five games in true freshman season.
- Former three-star prospect out of Lower Merion High School where he led the Aces to back-to-back PIAA District 1 6A championships as a junior and senior... First Lower Merion player to average a double-double in three consecutive seasons since Kobe Bryant.

SEASON/CAREER HIGHS

Points
 Season 8, 2 times (last: 1/27/24)
 Big Ten 8 vs. Minnesota (1/27/24)
 Career 8, 2 times (last: 1/27/24)

Rebounds
 Season 6 vs. Wisconsin (1/16/24)
 Big Ten 6 vs. Wisconsin (1/16/24)
 Career 6 vs. Wisconsin (1/16/24)

Assists
 Season 1, 4 times (last: 2/3/24)
 Big Ten 1, 4 times (last: 2/3/24)
 Career 1, 4 times (last: 2/3/24)

Steals
 Season 2 vs. Wisconsin (1/16/24)
 Big Ten 2 vs. Wisconsin (1/16/24)
 Career 2 vs. Wisconsin (1/16/24)

Blocks
 Season 1, 3 times (last: 1/27/24)
 Big Ten 1, 3 times (last: 1/27/24)
 Career 1, 4 times (last: 1/27/24)

FG Made
 Season 4 vs. Minnesota (1/27/24)
 Big Ten 4 vs. Minnesota (1/27/24)
 Career 4 vs. Minnesota (1/27/24)

FG Attempted
 Season 6 vs. Minnesota (1/27/24)
 Big Ten 6 vs. Minnesota (1/27/24)
 Career 6 vs. Minnesota (1/27/24)

3FG Made
 Season --
 Big Ten --
 Career --

3FG Attempted
 Season 1 vs. Morehead (11/17/23)
 Big Ten --
 Career 1 vs. Morehead, 11/17/23


FT Made
 Season 2 vs. St. Francis (11/14/23)
 Big Ten --
 Career 2 vs. St. Francis (11/14/23)

FT Attempted
 Season 3 vs. St. Francis (11/14/23)
 Big Ten --
 Career 3 vs. St. Francis (11/14/23)

Minutes
 Season 18 vs. Wisconsin (1/16/24)
 Big Ten 18 vs. Wisconsin (1/16/24)
 Career 18 vs. Wisconsin (1/16/24)

15 DAN CONLAN

Sr. • Guard • 6-4 • 186 lbs.
 Sewickley, Pa./Quaker Valley
 Dickinson
 Masters Program: Real Estate



CAREER STATS

SEASON	TEAM	GP-GS	MIN/AVG	Field Goals		3-Point		F-Throws		Rebounds				Scoring						
				FG-FGA	FG%	3FG-3FGA	3FG%	FT-FTA	FT%	OFF	DEF	TOT	AVG	PF-FO	A	TO	BLK	STL	PTS	AVG
2019-20	DC	21-4	376/17.9	40-107	.374	24-69	.348	21-37	.568	5	35	40	1.9	27-0	12	20	7	7	125	6.0
2021-22	PSU	3-0	5/1.6	0-0	.000	0-0	.000	0-0	.000	0	0	0	0.0	0-0	0	0	0	0	0	0.0
2022-23	PSU	6-0	13/2.1	0-3	.000	0-0	.000	0-0	.000	0	1	1	0.2	1-0	0	0	1	0	0.0	
2023-24	PSU	5-0	8/1.6	0-1	.000	0-1	.000	2-2	1.000	1	1	2	0.4	0-0	0	0	0	0	2	0.4
TOTAL FOR PSU		14-0	26/1.8	0-4	.000	0-1	.000	2-2	1.000	1	2	3	0.2	1-0	0	0	0	1	2	0.1
TOTAL		35-4	401/11.5	40-111	.360	24-70	.343	23-39	.590	6	37	43	1.2	28-0	12	20	7	8	127	3.6

2023-24 GAME-BY-GAME STATS

Opponent	Date	GS	MIN	Total		3-Pointers		Free throws		Rebounds				PF A TO BLK STL PTS AVG						
				FG-FGA	PCT	3FG-3FGA	PCT	FT-FTA	PCT	OFF	DEF	TOT	AVG	PF	A	TO	BLK	STL	PTS	AVG
Delaware St.	11/06/2023		00:33	0-0	.000	0-0	.000	0-0	.000	0	0	0	0.0	0	0	0	0	0	0	0.0
Saint Francis (PA)	11/14/2023		01:58	0-0	.000	0-0	.000	0-0	.000	0	0	0	0.0	0	0	0	0	0	0	0.0
Morehead St.	11/17/2023		01:51	0-1	.000	0-1	.000	0-0	.000	0	0	0	0.0	0	0	0	0	0	0	0.0
Rider	12/29/2023		01:21	0-0	.000	0-0	.000	2-2	1.000	0	1	1	0.3	0	0	0	0	0	2	0.5
at Michigan St.	01/04/2024		02:12	0-0	.000	0-0	.000	0-0	.000	1	0	1	0.4	0	0	0	0	0	0	0.4
Totals		0	07:56	0-1	.000	0-1	.000	2-2	1.000	1	1	2	0.4	0	0	0	0	0	2	0.4

2023-24 NOTES

- Scored first points as a Nittany Lion with a pair of free throws in win over Rider (12/29).
- Third season as a walk-on at Penn State...Has seen action in 14 games in the Blue & White... Two-time Big Ten Distinguished Scholar and two-time Academic All-Big Ten selection.
- Played one season at Dickinson in 2019-20...Son of Shane Conlan, who won two national championships as an All-American linebacker on the Penn State football team in 1982 and 1986 before going on to have an illustrious NFL career and being inducted into the College Football Hall of Fame in 2014.

SEASON/CAREER HIGHS

Points	Season <u>2 vs. Rider (12/29/23)</u>
Big Ten	—
Career	16, 2 times (last: 2/22/20)
Rebounds	Season <u>1, 2 times (last 1/4/24)</u>
Big Ten	1 at Mich. St. (1/4/24)
Career	7 vs. Johns Hopkins (1/9/20)
Assists	Season —
Big Ten	—
Career	2, 3 times (last: 2/15/20)
Steals	Season —
Big Ten	—
Career	2 vs. Ursinus (2/8/20)
Blocks	Season —
Big Ten	—
Career	1, 7 times (last: 2/19/20)
FG Made	Season —
Big Ten	—
Career	6 at Wash. Col. (2/22/20)
FG Attempted	Season <u>1 vs. Morehead (11/17/23)</u>
Big Ten	—
Career	10 at Mt. Aloysius (11/29/19)
3FG Made	Season —
Big Ten	—
Career	4 at Wash. Col. (2/22/20)
3FG Attempted	Season <u>1 vs. Morehead (11/17/23)</u>
Big Ten	—
Career	7 at Wash. Col. (2/22/20)
FT Made	Season <u>2 vs. Rider (12/29/23)</u>
Big Ten	—
Career	5 at Swarthmore (2/15/20)
FT Attempted	Season <u>2 vs. Rider (12/29/23)</u>
Big Ten	—
Career	7 at Johns Hopkins (1/9/20)
Minutes	Season <u>2 at Mich. St. (1/4/24)</u>
Big Ten	3 vs. Minnesota (2/17/22)
Career	36 at Wash. Col. (2/22/20)

21 RAYQUAWNDIS MITCHELL

Gr. • Guard • 6-5 • 195 lbs.
 Blaine, Minn./Blaine
 Kansas City/UIC/Otero JC/Idaho
 Graduate Certificate: Business Architecture



CAREER STATS

		Field Goals		3-Point		F-Throws		Rebounds				Scoring								
SEASON	TEAM	GP-GS	MIN/AVG	FG-FGA	FG%	3FG-3FGA	3FG%	FT-FTA	FT%	OFF	DEF	TOT	AVG	PF-FO	A	TO	BLK	STL	PTS	AVG
2018-19	UI	31-10	564/18.2	39-113	.345	27-80	.338	31-38	.816	5	50	55	1.8	31-0	37	31	0	6	136	4.4
2020-21	UIC	16-8	459/28.7	41-122	.336	29-95	.305	22-27	.815	7	39	46	2.9	30-1	15	17	1	5	133	8.3
2022-23	KC	32-32	1135/35.5	161-467	.345	79-259	.305	152-182	.835	29	91	120	3.8	67-2	52	98	2	26	553	17.3
2023-24	PSU	16-0	133/8.3	8-27	.296	3-14	.214	18-30	.600	3	17	20	1.3	14-0	4	7	0	8	37	2.3
TOTAL FOR PSU		16-0	133/8.3	8-27	.296	3-14	.214	18-30	.600	3	17	20	1.3	14-0	4	7	0	8	37	2.3
TOTAL		95-50	2292/24.1	249-729	.342	138-448	.308	223-277	.805	44	197	241	2.5	142-3	108	153	3	45	859	9.0

2023-24 GAME-BY-GAME STATS

Opponent	Date	GS	MIN	Total		3-Pointers		Free throws		Rebounds				PF	A	TO	BLK	STL	PTS	AVG	
				FG-FGA	PCT	3FG-3FGA	PCT	FT-FTA	PCT	OFF	DEF	TOT	AVG								
Delaware St.	11/06/2023		13:24	0-2	.000	0-1	.000	0-2	.000	0	0	0	0.0	0	1	0	0	1	0	0.0	
Lehigh	11/10/2023		05:00	0-0	.000	0-0	.000	0-0	.000	0	1	1	0.5	1	0	1	0	0	0.0		
Saint Francis (PA)	11/14/2023		13:56	0-3	.000	0-2	.000	3-4	.750	0	2	2	1.0	0	1	2	0	1	3	1.0	
Morehead St.	11/17/2023		10:28	0-1	.000	0-1	.000	7-9	.778	1	1	2	1.3	2	0	0	0	3	7	2.5	
vs Texas A&M	11/23/2023		06:12	0-0	.000	0-0	.000	3-4	.750	0	1	1	1.2	0	0	1	0	0	3	2.6	
vs VCU	11/26/2023		18:52	1-2	.500	0-0	.000	1-2	.500	1	3	4	1.7	3	1	0	0	0	3	2.7	
Bucknell	12/02/2023		07:45	1-3	.333	0-1	.000	2-2	1.000	0	0	0	1.4	2	0	0	0	4	2.9		
at Maryland	12/06/2023		10:52	0-1	.000	0-0	.000	1-2	.500	0	3	3	1.6	3	0	0	0	1	1	2.6	
Ohio St.	12/09/2023		03:09	0-2	.000	0-1	.000	0-0	.000	0	0	0	1.4	0	0	0	0	0	2.3		
vs Georgia Tech	12/16/2023		01:37	0-1	.000	0-1	.000	0-0	.000	0	0	0	1.3	0	0	0	0	0	2.1		
Le Moyne	12/21/2023		12:08	2-4	.500	2-4	.500	1-2	.500	1	1	2	1.4	0	0	1	0	0	7	2.5	
Rider	12/29/2023		13:50	2-2	1.000	1-1	1.000	0-0	.000	0	2	2	1.4	1	0	2	0	2	5	2.8	
at Michigan St.	01/04/2024		05:18	0-1	.000	0-1	.000	0-1	.000	0	0	0	1.3	1	0	0	0	0	0	2.5	
at Purdue	01/13/2024		01:49	0-1	.000	0-1	.000	0-0	.000	0	1	1	1.3	0	1	0	0	0	0	2.4	
at Rutgers	01/31/2024		03:49	2-2	.000	0-0	.000	0-0	.000	0	1	1	1.3	0	0	0	0	0	2.2		
Illinois	02/21/2024		05:15	2-2	1.000	0-0	.000	0-2	.000	0	1	1	1.3	1	0	0	0	0	4	2.3	
Totals			0	133:23	8-27	.296	3-14	.214	18-30	.600	3	17	20	1.3	14	4	7	0	8	37	2.3

2023-24 NOTES

- Had four points and a rebound in five minutes of action in comeback win over #12 Illinois (2/21).
- Drilled two 3-pointers to finish with seven points in win over Le Moyne (12/21).
- Tallied seven points behind a 7-for-9 effort from the free throw line in win over Morehead State (11/17).
- Scored first points as a Nittany Lion with a 3-for-4 showing from the free throw line to finish with three points, two rebounds and an assist against St. Francis (Pa.) (11/14).
- Enters his first season at Penn State after strong senior season at Kansas City... Led the Roos with 17.3 points per game in addition to his 3.8 rebounds and 1.6 assists per contest to earn second-team All-Summit League honors as well as a spot on the Summit League All-Newcomer team. Made previous stops at UIC (2020-21), Otero Junior College (2019-20) and Idaho (2018-19).

SEASON/CAREER HIGHS

Points
 Season 7, 2 times (last: 12/21/23)
 Big Ten 4 vs. Illinois (2/21/24)
 Career 35 vs. Toledo (11/21/22)

Rebounds
 Season 4 vs. VCU (11/26/23)
 Big Ten 3 at Maryland (12/6/23)
 Career 7, 3 times (last: 12/3/22)

Assists
 Season 1, 4 times (last: 1/13/24)
 Big Ten 1 at Purdue (1/13/24)
 Career 6 at Denver (12/29/22)

Steals
 Season 3 vs. Morehead (11/17/23)
 Big Ten 1 at Maryland (12/6/23)
 Career 3, 3 times (last: 11/17/23)

Blocks
 Season --
 Big Ten --
 Career 1, 3 times (last: 11/26/22)

FG Made
 Season 2, 3 times (last: 2/21/24)
 Big Ten 2 vs. Illinois (2/21/24)
 Career 9, 2 times (last: 11/23/22)

FG Attempted
 Season 4 vs. Le Moyne (12/21/23)
 Big Ten 2, 3 times (last: 2/21/24)
 Career 26 vs. Western Ill. (1/14/23)

3FG Made
 Season 2 vs. Le Moyne (12/21/23)
 Big Ten --
 Career 6, 2 times (last: 12/31/22)

3FG Attempted
 Season 4 vs. Le Moyne (12/21/23)
 Big Ten 1, 3 times (last: 1/13/24)
 Career 17 vs. Western Ill. (1/14/23)

FT Made
 Season 7 vs. Morehead (11/17/23)
 Big Ten 1 at Maryland (12/6/23)
 Career 18 vs. Toledo (11/21/22)

FT Attempted
 Season 9 vs. Morehead (11/17/23)
 Big Ten 2, 2 times (last: 2/21/24)
 Career 20 vs. Toledo (11/21/22)

Minutes
 Season 18 vs. VCU (11/26/23)
 Big Ten 10 at Maryland (12/6/23)
 Career 40, 7 times (last: 2/16/23)

33 ANDY CHRISTOS

Sr. • Guard • 6-5 • 186 lbs.

Madison, N.J./Vermont Academy/Madison

Major: Marketing



CAREER STATS

SEASON TEAM	GP-GS	MIN/AVG	Field Goals		3-Point		F-Throws		Rebounds				Scoring								
			FG-FGA	FG%	3FG-3FGA	3FG%	FT-FTA	FT%	OFF	DEF	TOT	AVG	PF	FO	A	TO	BLK	STL	PTS	AVG	
2021-22 PSU	4-0	9/2.3	0-1	.000	0-1	.000	0-0	.000	0	1	1	0.3	1-0	0	0	0	0	0	0	0	
2022-23 PSU	2-0	3/1.7	0-1	.000	0-1	.000	0-0	.000	0	0	0	0.0	0-0	0	0	0	0	0	0	0	
2023-24 PSU	4-0	6/1.4	0-0	.000	0-0	.000	0-0	.000	0	1	1	0.3	1-0	0	0	0	0	0	0	0	
TOTAL	10-0	18/1.8	0-2	.000	0-2	.000	0-0	.000	0	2	2	0.2	2-0	0	0	0	0	0	0	0	0.0

2023-24 GAME-BY-GAME STATS

Opponent	Date	GS	MIN	Total		3-Pointers		Free throws		Rebounds				PF	A	TO	BLK	STL	PTS	AVG
				FG-FGA	PCT	3FG-3FGA	PCT	FT-FTA	PCT	OFF	DEF	TOT	AVG							
Delaware St.	11/06/2023		00:33	0-0	.000	0-0	.000	0-0	.000	0	0	0	0.0	0	0	0	0	0	0	0.0
Saint Francis (PA)	11/14/2023		01:58	0-0	.000	0-0	.000	0-0	.000	0	1	1	0.5	1	0	0	0	0	0	0.0
Morehead St.	11/17/2023		01:51	0-0	.000	0-0	.000	0-0	.000	0	0	0	0.3	0	0	0	0	0	0	0.0
Rider	12/29/2023		01:21	0-0	.000	0-0	.000	0-0	.000	0	0	0	0.3	0	0	0	0	0	0	0.0
Totals		0	05:44	0-0	.000	0-0	.000	0-0	.000	0	1	1	0.3	1	0	0	0	0	0	0.0

2023-24 NOTES

- Enters fourth season as a walk-on with Penn State...Has seen action in 10 career games...Two-time Academic All-Big Ten selection.

SEASON/CAREER HIGHS

Points
 Season —
 Big Ten —
 Career —

Rebounds
 Season 1 vs. St. Francis (11/14/23)
 Big Ten 1 vs. Minnesota (2/17/22)
 Career 1, 2 times (last: 11/14/23)

Assists
 Season —
 Big Ten —
 Career —

Steals
 Season —
 Big Ten —
 Career —

Blocks
 Season —
 Big Ten —
 Career —

FG Made
 Season —
 Big Ten —
 Career —

FG Attempted
 Season —
 Big Ten —
 Career 1, 2 times (last: 12/18/22)

3FG Made
 Season —
 Big Ten —
 Career —

3FG Attempted
 Season —
 Big Ten —
 Career 1, 2 times (last: 12/18/22)

FT Made
 Season —
 Big Ten —
 Career —

FT Attempted
 Season —
 Big Ten —
 Career —

Minutes
 Season 1 vs. St. Francis (11/14/23)
 Big Ten 3 vs. Nebraska (2/27/22)
 Career 3 vs. Nebraska (2/27/22)

EXHIBITION: Penn State 68, Robert Morris 58
Oct. 27, 2023 - UPMC Events Center - Moon Township, Pa.

Penn St. - 68 Record: 0-0
Table with columns: NO. Name, Min, FG, 3P, FT, Rebounds, Fouls, TP, AS, TO, ST, Blocks, +/-
Shooting By Period table with 1st, 2nd, 3rd, 4th FG%, FT%, GM FG%, FT%.

Robert Morris - 58 Record: 0-0
Table with columns: NO. Name, Min, FG, 3P, FT, Rebounds, Fouls, TP, AS, TO, ST, Blocks, +/-
Shooting By Period table with 1st, 2nd, 3rd, 4th FG%, FT%, GM FG%, FT%.

Summary table for Game 28 including: Biggest lead, Best Scoring Run, Lead Changes, Times Tied, Time with Lead, Points from Turnovers, Paint, Second Chance, Fast Breaks, Bench.

GAME 1: Penn State 79, Delaware State 45
Nov. 6, 2023 - Bryce Jordan Center - University Park, Pa.

Delaware St. - 45 Record: 0-1
Table with columns: NO. Name, Min, FG, 3P, FT, Rebounds, Fouls, TP, AS, TO, ST, Blocks, +/-
Shooting By Period table with 1st, 2nd, 3rd, 4th FG%, FT%, GM FG%, FT%.

Penn St. - 79 Record: 1-0
Table with columns: NO. Name, Min, FG, 3P, FT, Rebounds, Fouls, TP, AS, TO, ST, Blocks, +/-
Shooting By Period table with 1st, 2nd, 3rd, 4th FG%, FT%, GM FG%, FT%.

Summary table for Game 1 including: Biggest lead, Best Scoring Run, Lead Changes, Times Tied, Time with Lead, Points from Turnovers, Paint, Second Chance, Fast Breaks, Bench.

GAME 2: Penn State 74, Lehigh 65
Nov. 10, 2023 - Bryce Jordan Center - University Park, Pa.

Lehigh - 65 Record: 0-2
Table with columns: NO. Name, Min, FG, 3P, FT, Rebounds, Fouls, TP, AS, TO, ST, Blocks, +/-
Shooting By Period table with 1st, 2nd, 3rd, 4th FG%, FT%, GM FG%, FT%.

Penn St. - 74 Record: 2-0
Table with columns: NO. Name, Min, FG, 3P, FT, Rebounds, Fouls, TP, AS, TO, ST, Blocks, +/-
Shooting By Period table with 1st, 2nd, 3rd, 4th FG%, FT%, GM FG%, FT%.

Summary table for Game 2 including: Biggest lead, Best Scoring Run, Lead Changes, Times Tied, Time with Lead, Points from Turnovers, Paint, Second Chance, Fast Breaks, Bench.

GAME 3: Penn State 83, St. Francis (Pa.) 53
Nov. 14, 2023 - Bryce Jordan Center - University Park, Pa.

Saint Francis (PA) - 53 Record: 0-4
Table with columns: NO. Name, Min, FG, 3P, FT, Rebounds, Fouls, TP, AS, TO, ST, Blocks, +/-
Shooting By Period table with 1st, 2nd, 3rd, 4th FG%, FT%, GM FG%, FT%.

Penn St. - 83 Record: 3-0
Table with columns: NO. Name, Min, FG, 3P, FT, Rebounds, Fouls, TP, AS, TO, ST, Blocks, +/-
Shooting By Period table with 1st, 2nd, 3rd, 4th FG%, FT%, GM FG%, FT%.

Summary table for Game 3 including: Biggest lead, Best Scoring Run, Lead Changes, Times Tied, Time with Lead, Points from Turnovers, Paint, Second Chance, Fast Breaks, Bench.

GAME 8: Bucknell 76, Penn State 67
Dec. 2, 2023 - Bryce Jordan Center - University Park, Pa.

Bucknell - 76
Record: 3-7
Table with columns: NO. Name, Min, FG M-A, 3P M-A, FT M-A, Rebounds OR DR TOT, Fouls PF FD, TP, AS, TO, ST, Blocks BS BA +/-, +/-

Shooting By Period
1st FG% 11.24 45.8%
3PT% 5.12 41.7%
FT% 0.0 0.0%
2nd FG% 18.26 69.2%
3PT% 5.9 55.6%
FT% 8.11 72.7%
GM FG% 29.50 58.0%
3PT% 10.21 47.8%
FT% 8.11 72.7%
Dead Ball Rebounds: 1,0

Penn St. - 67
Record: 4-4
Table with columns: NO. Name, Min, FG M-A, 3P M-A, FT M-A, Rebounds OR DR TOT, Fouls PF FD, TP, AS, TO, ST, Blocks BS BA +/-, +/-

Shooting By Period
1st FG% 12.25 48.0%
3PT% 3.11 27.3%
FT% 6.7 85.7%
2nd FG% 11.24 45.8%
3PT% 1.8 12.5%
FT% 11.15 73.3%
GM FG% 23.49 46.9%
3PT% 4.19 21.1%
FT% 17.22 77.3%
Dead Ball Rebounds: 4,1

BUCK PSU
Biggest lead 9 (2nd 0:07) 10 (2nd 18:38)
Best Scoring Run 6 (2nd 11:38) 9 (2nd 18:38)
Lead Changes 13
Times Tied 3
Time with Lead 08:36 30:33

GAME 10: Penn State 83, Ohio State 80
Dec. 9, 2023 - Bryce Jordan Center - University Park, Pa.

Ohio St. - 80
Record: 8-2 (1-1)
Table with columns: NO. Name, Min, FG M-A, 3P M-A, FT M-A, Rebounds OR DR TOT, Fouls PF FD, TP, AS, TO, ST, Blocks BS BA +/-, +/-

Shooting By Period
1st FG% 15.28 53.6%
3PT% 6.14 42.9%
FT% 5.9 55.6%
2nd FG% 12.32 37.5%
3PT% 5.12 41.7%
FT% 10.13 76.9%
GM FG% 27.60 45.0%
3PT% 11.26 42.3%
FT% 15.22 68.2%
Dead Ball Rebounds: 6,0

Penn St. - 83
Record: 5-5 (1-1)
Table with columns: NO. Name, Min, FG M-A, 3P M-A, FT M-A, Rebounds OR DR TOT, Fouls PF FD, TP, AS, TO, ST, Blocks BS BA +/-, +/-

Shooting By Period
1st FG% 11.32 34.4%
3PT% 2.9 22.2%
FT% 5.8 62.5%
2nd FG% 20.33 60.6%
3PT% 8.15 53.3%
FT% 6.11 54.5%
GM FG% 31.65 47.7%
3PT% 10.24 41.7%
FT% 11.19 57.9%
Dead Ball Rebounds: 2,0

OSU PSU
Biggest lead 18 (2nd 15:31) 4 (2nd 0:07)
Best Scoring Run 9 (2nd 18:48) 11 (2nd 7:23)
Lead Changes 3
Times Tied 4
Time with Lead 35:51 00:58

GAME 9: Maryland 81, Penn State 75 (OT)
Dec. 6, 2023 - XFinity Center - College Park, Md.

Penn St. - 75
Record: 4-5 (0-1)
Table with columns: NO. Name, Min, FG M-A, 3P M-A, FT M-A, Rebounds OR DR TOT, Fouls PF FD, TP, AS, TO, ST, Blocks BS BA +/-, +/-

Shooting By Period
1st FG% 12.26 46.2%
3PT% 2.6 33.3%
FT% 4.5 80.0%
2nd FG% 12.28 42.9%
3PT% 6.15 40.0%
FT% 11.12 91.7%
OT FG% 0.8 0.0%
3PT% 0.4 0.0%
FT% 4.4 100.0%
GM FG% 24.62 38.7%
3PT% 8.25 32.0%
FT% 19.21 90.5%
Dead Ball Rebounds: 1,1

Maryland - 81
Record: 5-4 (1-1)
Table with columns: NO. Name, Min, FG M-A, 3P M-A, FT M-A, Rebounds OR DR TOT, Fouls PF FD, TP, AS, TO, ST, Blocks BS BA +/-, +/-

Shooting By Period
1st FG% 9.32 28.1%
3PT% 3.14 21.4%
FT% 7.11 63.6%
2nd FG% 11.27 40.7%
3PT% 2.8 25.0%
FT% 19.22 86.4%
OT FG% 3.8 37.5%
3PT% 0.3 0.0%
FT% 4.6 66.7%
GM FG% 23.67 34.3%
3PT% 5.25 20.0%
FT% 30.39 76.9%
Dead Ball Rebounds: 7,0

PSU UMD
Biggest lead 11 (1st 10:15) 6 (1st 0:10)
Best Scoring Run 9 (2nd 12:11) 8 (2nd 6:52)
Lead Changes 17
Times Tied 12
Time with Lead 29:17 11:42

GAME 11: Georgia Tech 82, Penn State 81 (OT)
Dec. 16, 2023 - Madison Square Garden - New York, N.Y.

Georgia Tech - 82
Record: 6-3
Table with columns: NO. Name, Min, FG M-A, 3P M-A, FT M-A, Rebounds OR DR TOT, Fouls PF FD, TP, AS, TO, ST, Blocks BS BA +/-, +/-

Shooting By Period
1st FG% 16.33 48.5%
3PT% 3.12 25.0%
FT% 4.7 57.1%
2nd FG% 13.30 43.3%
3PT% 2.8 25.0%
FT% 5.8 62.5%
OT FG% 3.8 37.5%
3PT% 0.2 0.0%
FT% 4.4 100.0%
GM FG% 32.71 45.1%
3PT% 5.22 22.7%
FT% 13.19 68.4%
Dead Ball Rebounds: 1,0

Penn St. - 81
Record: 5-6
Table with columns: NO. Name, Min, FG M-A, 3P M-A, FT M-A, Rebounds OR DR TOT, Fouls PF FD, TP, AS, TO, ST, Blocks BS BA +/-, +/-

Shooting By Period
1st FG% 11.32 34.4%
3PT% 2.9 22.2%
FT% 5.8 62.5%
2nd FG% 20.33 60.6%
3PT% 8.15 53.3%
FT% 6.11 54.5%
GM FG% 31.65 47.7%
3PT% 10.24 41.7%
FT% 11.19 57.9%
Dead Ball Rebounds: 2,0

GT PSU
Biggest lead 10 (2nd 8:38) 5 (1st 17:52)
Best Scoring Run 9 (2nd 13:51) 8 (2nd 1:19)
Lead Changes 11
Times Tied 10
Time with Lead 22:02 14:39

GAME 12: Penn State 72, Le Moyne 55 Dec. 21, 2023 - Bryce Jordan Center - University Park, Pa.

Le Moyne - 55 Record: 5-8. NO. Name, Min, FG, 3P, FT, Rebounds, Fouls, TP, AS, TO, ST, Blocks BS, BA +/-

Shooting By Period: 1st FG% 10-31 32.3%, 3PT% 1-12 8.3%, FT% 7-9 77.8%

Penn St. - 72 Record: 6-6. NO. Name, Min, FG, 3P, FT, Rebounds, Fouls, TP, AS, TO, ST, Blocks BS, BA +/-

Shooting By Period: 1st FG% 13-34 38.2%, 3PT% 9-20 45.0%, FT% 5-8 62.5%

LMC PSU Points from Turnovers LMC PSU Period by Period Scoring

GAME 13: Penn State 90, Rider 63 Dec. 29, 2023 - Bryce Jordan Center - University Park, Pa.

Rider - 63 Record: 3-10. NO. Name, Min, FG, 3P, FT, Rebounds, Fouls, TP, AS, TO, ST, Blocks BS, BA +/-

Shooting By Period: 1st FG% 10-27 37.0%, 3PT% 0-5 0.0%, FT% 4-4 100%

Penn St. - 90 Record: 7-6. NO. Name, Min, FG, 3P, FT, Rebounds, Fouls, TP, AS, TO, ST, Blocks BS, BA +/-

Shooting By Period: 1st FG% 15-29 51.7%, 3PT% 3-9 33.3%, FT% 11-14 78.6%

RIDER PSU Points from Turnovers RIDER PSU Period by Period Scoring

GAME 14: Michigan State 92, Penn State 61 Jan. 4, 2024 - Breslin Center - East Lansing, Mich.

Penn St. - 61 Record: 7-7 (1-2). NO. Name, Min, FG, 3P, FT, Rebounds, Fouls, TP, AS, TO, ST, Blocks BS, BA +/-

Shooting By Period: 1st FG% 10-26 38.5%, 3PT% 1-10 10.0%, FT% 5-6 83.3%

Michigan St. - 92 Record: 9-5 (1-2). NO. Name, Min, FG, 3P, FT, Rebounds, Fouls, TP, AS, TO, ST, Blocks BS, BA +/-

Shooting By Period: 1st FG% 20-31 64.5%, 3PT% 5-8 62.5%, FT% 6-7 85.7%

PSU MSU Points from Turnovers PSU MSU Period by Period Scoring

GAME 15: Penn State 79, Michigan 73 Jan. 7, 2024 - The Palestra - Philadelphia, Pa.

Michigan - 73 Record: 6-9 (1-3). NO. Name, Min, FG, 3P, FT, Rebounds, Fouls, TP, AS, TO, ST, Blocks BS, BA +/-

Shooting By Period: 1st FG% 14-28 50.0%, 3PT% 4-13 30.8%, FT% 5-8 62.5%

Penn St. - 79 Record: 8-7 (2-2). NO. Name, Min, FG, 3P, FT, Rebounds, Fouls, TP, AS, TO, ST, Blocks BS, BA +/-

Shooting By Period: 1st FG% 10-33 30.3%, 3PT% 2-13 15.4%, FT% 5-9 55.6%

MICH PSU Points from Turnovers MICH PSU Period by Period Scoring

GAME 16: Northwestern 76, Penn State 72
Jan. 10, 2024 - Bryce Jordan Center - University Park, Pa.

Northwestern - 76 Record: 12-3 (3-1)
Table with columns: NO. Name, Min, FG, 3P, FT, Rebounds, Fouls, TP, AS, TO, ST, Blocks, +/-

Penn St. - 72 Record: 8-8 (2-3)
Table with columns: NO. Name, Min, FG, 3P, FT, Rebounds, Fouls, TP, AS, TO, ST, Blocks, +/-

Summary statistics for Game 16 including Biggest lead, Best Scoring Run, Lead Changes, Times Tied, Time with Lead, Points from Turnovers, Paint, Second Chance, Fast Breaks, Bench, and Period by Period Scoring.

GAME 17: #1 Purdue 95, Penn State 78
Jan. 13, 2024 - Mackey Arena - West Lafayette, Ind.

Penn St. - 78 Record: 9-9 (2-4)
Table with columns: NO. Name, Min, FG, 3P, FT, Rebounds, Fouls, TP, AS, TO, ST, Blocks, +/-

Purdue - 95 Record: 15-2 (4-2)
Table with columns: NO. Name, Min, FG, 3P, FT, Rebounds, Fouls, TP, AS, TO, ST, Blocks, +/-

Summary statistics for Game 17 including Biggest lead, Best Scoring Run, Lead Changes, Times Tied, Time with Lead, Points from Turnovers, Paint, Second Chance, Fast Breaks, Bench, and Period by Period Scoring.

GAME 18: Penn State 87, #11/8 Wisconsin 83
Jan. 16, 2024 - Bryce Jordan Center - University Park, Pa.

Wisconsin - 83 Record: 13-4 (5-1)
Table with columns: NO. Name, Min, FG, 3P, FT, Rebounds, Fouls, TP, AS, TO, ST, Blocks, +/-

Penn St. - 87 Record: 9-9 (3-4)
Table with columns: NO. Name, Min, FG, 3P, FT, Rebounds, Fouls, TP, AS, TO, ST, Blocks, +/-

Summary statistics for Game 18 including Biggest lead, Best Scoring Run, Lead Changes, Times Tied, Time with Lead, Points from Turnovers, Paint, Second Chance, Fast Breaks, Bench, and Period by Period Scoring.

GAME 19: Ohio State 79, Penn State 67
Jan. 20, 2024 - Value City Arena - Columbus, Ohio

Penn State - 67 Record: 9-10 (3-5)
Table with columns: NO. Name, Min, FG, 3P, FT, Rebounds, Fouls, TP, AS, TO, ST, Blocks, +/-

Ohio State - 79 Record: 13-5 (3-4)
Table with columns: NO. Name, Min, FG, 3P, FT, Rebounds, Fouls, TP, AS, TO, ST, Blocks, +/-

Summary statistics for Game 19 including Biggest lead, Best Scoring Run, Lead Changes, Times Tied, Time with Lead, Points from Turnovers, Paint, Second Chance, Fast Breaks, Bench, and Period by Period Scoring.

GAME 24: Northwestern 68, Penn State 63
Feb. 12, 2024 - Welsh-Ryan Arena - Evanston, Ill.

Penn St. - 63 Record: 12-12 (6-7)
NO. Name, Min, FG, 3P, FT, Rebounds, Fouls, TP, AS, TO, ST, Blocks, +/-
Totals: 21-48, 6-19, 15-20, 3-30, 33, 21, 16, 63, 14, 11, 3, 10, 2, -5

Shooting By Period
1st FG%: 9-20 45.0%
3PT%: 2-8 25.0%
FT%: 7-9 77.8%
2nd FG%: 12-28 42.9%
3PT%: 4-11 36.4%
FT%: 8-11 72.7%
GM FG%: 21-48 43.8%
3PT%: 6-19 31.6%
FT%: 15-20 75.0%

Northwestern - 68 Record: 17-7 (8-5)
NO. Name, Min, FG, 3P, FT, Rebounds, Fouls, TP, AS, TO, ST, Blocks, +/-
Totals: 20-63, 6-16, 22-27, 13, 26, 39, 16, 21, 68, 14, 6, 7, 2, 10, 5

Shooting By Period
1st FG%: 8-28 28.6%
3PT%: 3-6 50.0%
FT%: 10-11 90.9%
2nd FG%: 12-35 34.3%
3PT%: 3-10 30.0%
FT%: 12-16 75%
GM FG%: 20-63 31.7%
3PT%: 6-16 37.5%
FT%: 22-27 81.5%

PSU, NU, Points from Turnovers, Period by Period Scoring
Biggest lead: 5 (1st 17:12), 8 (2nd 11:01)
Best Scoring Run: 6 (1st 8:52), 7 (2nd 0:39)
Lead Changes: 9
Times Tied: 9
Time with Lead: 07:42, 24:59

GAME 25: Michigan State 80, Penn State 72
Feb. 14, 2024 - Bryce Jordan Center - University Park, Pa.

Michigan St. - 80 Record: 16-9 (8-6)
NO. Name, Min, FG, 3P, FT, Rebounds, Fouls, TP, AS, TO, ST, Blocks, +/-
Totals: 30-59, 6-15, 14-16, 11, 22, 33, 11, 10, 80, 15, 11, 6, 3, 5, 8

Shooting By Period
1st FG%: 18-32 56.3%
3PT%: 5-9 55.6%
FT%: 4-5 80%
2nd FG%: 12-27 44.4%
3PT%: 1-6 16.7%
FT%: 10-11 90.9%
GM FG%: 30-59 50.8%
3PT%: 6-15 40.0%
FT%: 14-16 87.5%

Penn St. - 72 Record: 12-13 (6-8)
NO. Name, Min, FG, 3P, FT, Rebounds, Fouls, TP, AS, TO, ST, Blocks, +/-
Totals: 24-53, 12-23, 12-12, 6, 17, 23, 10, 11, 72, 12, 15, 3, 5, 3, -8

Shooting By Period
1st FG%: 11-29 37.9%
3PT%: 6-14 42.9%
FT%: 3-3 100%
2nd FG%: 13-24 54.2%
3PT%: 6-9 66.7%
FT%: 9-9 100%
GM FG%: 24-53 45.3%
3PT%: 12-23 52.2%
FT%: 12-12 100.0%

MSU, PSU, Points from Turnovers, Period by Period Scoring
Biggest lead: 17 (1st 2:29), 5 (1st 16:59)
Best Scoring Run: 10 (1st 6:07), 7 (2nd 18:44)
Lead Changes: 1
Times Tied: 2
Time with Lead: 33:01, 05:56

GAME 26: Nebraska 68, Penn State 49
Feb. 17, 2024 - Pinnacle Bank Arena - Lincoln, Neb.

Penn St. - 49 Record: 12-14 (6-9)
NO. Name, Min, FG, 3P, FT, Rebounds, Fouls, TP, AS, TO, ST, Blocks, +/-
Totals: 18-54, 5-23, 8-16, 8, 23, 31, 13, 15, 49, 6, 14, 10, 7, 0, -19

Shooting By Period
1st FG%: 2-12 16.7%
3PT%: 4-7 57.1%
FT%: 4-9 44.4%
2nd FG%: 10-28 35.7%
3PT%: 3-11 27.3%
FT%: 4-9 44.4%
GM FG%: 18-54 33.3%
3PT%: 5-23 21.7%
FT%: 8-16 50.0%

Nebraska - 68 Record: 18-8 (8-7)
NO. Name, Min, FG, 3P, FT, Rebounds, Fouls, TP, AS, TO, ST, Blocks, +/-
Totals: 27-61, 4-21, 10-11, 11, 31, 42, 15, 12, 68, 10, 13, 7, 0, 7, 19

Shooting By Period
1st FG%: 12-31 38.7%
3PT%: 2-11 18.2%
FT%: 2-3 66.7%
2nd FG%: 15-30 50.0%
3PT%: 2-10 20.0%
FT%: 8-8 100%
GM FG%: 27-61 44.3%
3PT%: 4-21 19.0%
FT%: 10-11 90.9%

PSU, NEB, Points from Turnovers, Period by Period Scoring
Biggest lead: 4 (1st 17:10), 22 (2nd 8:49)
Best Scoring Run: 6 (2nd 7:00), 8 (2nd 16:43)
Lead Changes: 1
Times Tied: 3
Time with Lead: 03:03, 34:13

GAME 27: Penn State 90, #12 Illinois 89
Feb. 21, 2024 - Rec Hall - University Park, Pa.

Illinois - 89 Record: 19-7 (10-5)
NO. Name, Min, FG, 3P, FT, Rebounds, Fouls, TP, AS, TO, ST, Blocks, +/-
Totals: 31-64, 9-24, 18-27, 19, 30, 49, 17, 19, 89, 15, 18, 4, 2, 6, -1

Shooting By Period
1st FG%: 19-36 52.8%
3PT%: 5-14 35.7%
FT%: 5-8 62.5%
2nd FG%: 12-28 42.9%
3PT%: 4-10 40.0%
FT%: 13-19 68.4%
GM FG%: 31-64 48.4%
3PT%: 9-24 37.5%
FT%: 18-27 66.7%

Penn St. - 90 Record: 13-14 (7-9)
NO. Name, Min, FG, 3P, FT, Rebounds, Fouls, TP, AS, TO, ST, Blocks, +/-
Totals: 35-65, 8-18, 12-20, 5, 20, 25, 19, 17, 90, 15, 6, 11, 6, 2, 1

Shooting By Period
1st FG%: 17-32 53.1%
3PT%: 3-7 42.9%
FT%: 4-7 57.1%
2nd FG%: 18-33 54.5%
3PT%: 5-11 45.5%
FT%: 8-13 61.5%
GM FG%: 35-65 53.9%
3PT%: 8-18 44.4%
FT%: 12-20 60.0%

ILL, PSU, Points from Turnovers, Period by Period Scoring
Biggest lead: 14 (2nd 15:59), 9 (1st 16:08)
Best Scoring Run: 7 (1st 13:56), 9 (1st 17:06)
Lead Changes: 5
Times Tied: 3
Time with Lead: 23:27, 14:27



**2023-24 Penn St. Men's Basketball
Season Schedule/Results & Leaders
All games**

Page 1/1
as of Feb 22, 2024

Game Records

Record	Overall	Home	Away	Neutral
ALL GAMES	13-14	11-4	2-6	0-4
CONFERENCE	7-9	5-3	2-6	0-0
NON-CONFERENCE	6-5	6-1	0-0	0-4

Team Results

Date	Opponent		Score	Att.	High Points	High Rebounds
11/06/2023	Delaware St.	W	79-45	7345	(22) CLARY, Kanye	(13) WAHAB, Qudus
11/10/2023	Lehigh	W	74-65	10272	(20) CLARY, Kanye	(18) WAHAB, Qudus
11/14/2023	Saint Francis (PA)	W	83-53	7546	(14) CLARY, Kanye	(6) WAHAB, Qudus
11/17/2023	Morehead St.	W	74-51	7558	(14) WAHAB, Qudus (14) CLARY, Kanye	(12) WAHAB, Qudus
11/23/2023	vs Texas A&M	L	77-89	3061	(19) CLARY, Kanye	(5) WAHAB, Qudus
11/24/2023	vs Butler	L	78-88	2194	(28) CLARY, Kanye	(8) HICKS, Zach
11/26/2023	vs VCU	L	74-86	2528	(27) BALDWIN JR., Ace	(6) WAHAB, Qudus (6) HICKS, Zach
12/02/2023	Bucknell	L	67-76	8590	(18) WAHAB, Qudus	(8) WAHAB, Qudus
12/06/2023	at Maryland	Lot	75-81	15290	(25) CLARY, Kanye	(9) WAHAB, Qudus
12/09/2023	Ohio St.	W	83-80	9732	(19) CLARY, Kanye	(6) HICKS, Zach
12/16/2023	vs Georgia Tech	Lot	81-82	12720	(23) CLARY, Kanye	(10) WAHAB, Qudus
12/21/2023	Le Moyne	W	72-55	5023	(20) CLARY, Kanye	(9) WAHAB, Qudus
12/29/2023	Rider	W	90-63	6807	(29) CLARY, Kanye	(7) WAHAB, Qudus
01/04/2024	at Michigan St.	L	61-92	14797	(21) CLARY, Kanye	(8) WAHAB, Qudus
01/07/2024	Michigan	W	79-73	6200	(25) BALDWIN JR., Ace	(8) KERN, Nick
01/10/2024	Northwestern	L	72-76	7822	(25) CLARY, Kanye	(10) WAHAB, Qudus
01/13/2024	at Purdue	L	78-95	14876	(18) KERN, Nick	(4) KERN, Nick (4) LILLEY, Demetrius
01/16/2024	Wisconsin	W	87-83	8462	(27) CLARY, Kanye	(6) LILLEY, Demetrius
01/20/2024	at Ohio St.	L	67-79	15267	(13) JOHNSON, Puff (13) CLARY, Kanye	(10) WAHAB, Qudus
01/27/2024	Minnesota	L	74-83	12336	(16) BALDWIN JR., Ace	(5) WAHAB, Qudus
01/31/2024	at Rutgers	W	61-46	8000	(15) BALDWIN JR., Ace	(11) WAHAB, Qudus
02/03/2024	at Indiana	W	85-71	17222	(22) BALDWIN JR., Ace	(7) WAHAB, Qudus
02/08/2024	Iowa	W	89-79	8140	(22) BALDWIN JR., Ace	(7) WAHAB, Qudus
02/11/2024	at Northwestern	L	63-68	5541	(18) KERN, Nick	(7) KERN, Nick
02/14/2024	Michigan St.	L	72-80	8813	(15) BALDWIN JR., Ace (15) HICKS, Zach	(4) WAHAB, Qudus (4) AIRE, Favour
02/17/2024	at Nebraska	L	49-68	15751	(13) HICKS, Zach	(6) HICKS, Zach
02/21/2024	Illinois	W	90-89	6150	(22) KERN, Nick	(8) HICKS, Zach

Attendance Summary

	Games	Attend	Avg/Game
Home	15	120796	8053
Away	8	106744	13343
Neutral	4	20503	5126
Total	27	248043	9187



2023-24 Penn St. Men's Basketball
Team Game-by-Game
All games

Page 1/1
as of Feb 22, 2024

Opponent	Date	Score	W	Total		3-Pointers		Free throws		Rebounds				PF	A	TO	BLK	STL	PTS	AVG
				FG-FGA	PCT	3FG-3FGA	PCT	FT-FTA	PCT	OFF	DEF	TOT	AVG							
Delaware St.	11/06/2023	79-45	W	27-55	.491	12-32	.375	13-21	.619	10	31	41	41.0	14	13	21	7	11	79	79.0
Lehigh	11/10/2023	74-65	W	29-64	.453	7-23	.304	9-12	.750	8	30	38	39.5	15	9	15	7	11	74	76.5
Saint Francis (PA)	11/14/2023	83-53	W	29-66	.439	7-28	.250	18-23	.783	16	24	40	39.7	15	12	8	3	7	83	78.7
Morehead St.	11/17/2023	74-51	W	19-64	.297	6-25	.240	30-38	.789	14	24	38	39.3	20	10	8	3	14	74	77.5
vs Texas A&M	11/23/2023	77-89	L	28-53	.528	6-19	.316	15-22	.682	7	13	20	35.4	19	9	9	1	5	77	77.4
vs Butler	11/24/2023	78-88	L	31-71	.437	10-31	.323	6-8	.750	14	22	36	35.5	15	9	10	1	5	78	77.5
vs VCU	11/26/2023	74-86	L	23-52	.442	5-17	.294	23-35	.657	7	22	29	34.6	19	8	11	4	8	74	77.0
Bucknell	12/02/2023	67-76	L	23-49	.469	4-19	.211	17-22	.773	6	18	24	33.3	14	15	12	1	6	67	75.8
at Maryland	12/06/2023	75-81	Lot	24-62	.387	8-25	.320	19-21	.905	9	22	31	33.0	30	12	12	5	9	75	75.7
Ohio St.	12/09/2023	83-80	W	31-65	.477	10-24	.417	11-19	.579	12	19	31	32.8	18	11	8	1	10	83	76.4
vs Georgia Tech	12/16/2023	81-82	Lot	29-74	.392	12-33	.364	11-17	.647	14	18	32	32.7	18	15	6	3	13	81	76.8
Le Moyne	12/21/2023	72-55	W	25-63	.397	11-32	.344	11-16	.688	14	29	43	33.6	12	16	12	2	9	72	76.4
Rider	12/29/2023	90-63	W	30-55	.545	7-20	.350	23-28	.821	7	23	30	33.3	21	13	16	0	13	90	77.5
at Michigan St.	01/04/2024	61-92	L	20-62	.323	3-29	.103	18-22	.818	14	22	36	33.5	16	10	16	5	4	61	76.3
Michigan	01/07/2024	79-73	W	26-62	.419	7-23	.304	20-26	.769	10	21	31	33.3	19	11	7	5	11	79	76.5
Northwestern	01/10/2024	72-76	L	25-54	.463	3-17	.176	19-24	.792	9	21	30	33.1	15	11	13	1	14	72	76.2
at Purdue	01/13/2024	78-95	L	29-65	.446	9-28	.321	11-17	.647	6	18	24	32.6	22	19	9	0	9	78	76.3
Wisconsin	01/16/2024	87-83	W	32-60	.533	8-20	.400	15-20	.750	4	21	25	32.2	22	11	6	6	8	87	76.9
at Ohio St.	01/20/2024	67-79	L	26-70	.371	11-24	.458	4-5	.800	11	25	36	32.4	21	10	8	0	3	67	76.4
Minnesota	01/27/2024	74-83	L	28-62	.452	5-19	.263	13-18	.722	10	18	28	32.2	20	14	7	4	9	74	76.3
at Rutgers	01/31/2024	61-46	W	20-52	.385	5-23	.217	16-21	.762	11	29	40	32.5	19	12	16	4	13	61	75.5
at Indiana	02/03/2024	85-71	W	31-54	.574	12-22	.545	11-16	.688	7	15	22	32.0	19	17	6	0	7	85	76.0
Iowa	02/08/2024	89-79	W	26-50	.520	12-23	.522	25-31	.806	8	18	26	31.8	14	18	13	1	11	89	76.5
at Northwestern	02/11/2024	63-68	L	21-48	.438	6-19	.316	15-20	.750	3	30	33	31.8	21	14	11	10	3	63	76.0
Michigan St.	02/14/2024	72-80	L	24-53	.453	12-23	.522	12-12	1.000	6	17	23	31.5	10	12	15	5	3	72	75.8
at Nebraska	02/17/2024	49-68	L	18-54	.333	5-23	.217	8-16	.500	8	23	31	31.5	13	6	14	7	10	49	74.8
Illinois	02/21/2024	90-89	W	35-65	.538	8-18	.444	12-20	.600	5	20	25	31.2	19	15	6	6	11	90	75.3
Total		2034		709-1604	.442	211-639	.330	405-550	.736	250	593	843	31.2	480	332	295	92	237	2034	75.3
Opponents		1996		713-1556	.458	159-512	.311	411-536	.767	301	713	1014	37.6	463	394	412	77	156	1996	73.9

Penn St. Averages

Games Played	Points/game	FG Pct	3FG Pct	FT Pct	Rebounds/game	Assists/game	Turnovers/game	Assist/Turnover ratio	Steals/game	Blocks/game
27	75.3	44.2	33.0	73.6	31.2	12.3	10.9	1.1	8.8	3.4



2023-24 Penn St. Men's Basketball
Team High/Low Analysis
All games

Page 1/4
as of Feb 22, 2024

Penn St. - Game Highs

POINTS	90		Illinois (02/21/2024)
	90		Rider (12/29/2023)
	89		Iowa (02/08/2024)
	87		Wisconsin (01/16/2024)
	85		at Indiana (02/03/2024)
FIELD GOALS MADE	35		Illinois (02/21/2024)
	32		Wisconsin (01/16/2024)
FIELD GOAL ATTEMPTS	74		vs Georgia Tech (N) (12/16/2023)
	71		vs Butler (N) (11/24/2023)
FIELD GOAL PERCENTAGE	.574	(31-54)	at Indiana (02/03/2024)
	.545	(30-55)	Rider (12/29/2023)
3 PT FG MADE	12		Michigan St. (02/14/2024)
	12		Iowa (02/08/2024)
	12		at Indiana (02/03/2024)
	12		vs Georgia Tech (N) (12/16/2023)
	12		Delaware St. (11/06/2023)
3 PT FG ATTEMPTS	33		vs Georgia Tech (N) (12/16/2023)
	32		Le Moyne (12/21/2023)
	32		Delaware St. (11/06/2023)
3 PT FG PERCENTAGE	.545	(12-22)	at Indiana (02/03/2024)
	.522	(12-23)	Michigan St. (02/14/2024)
	.522	(12-23)	Iowa (02/08/2024)
FREE THROWS MADE	30		Morehead St. (11/17/2023)
	25		Iowa (02/08/2024)
FREE THROW ATTEMPTS	38		Morehead St. (11/17/2023)
	35		vs VCU (N) (11/26/2023)
FREE THROW PERCENTAGE	1.000	(12-12)	Michigan St. (02/14/2024)
	.905	(19-21)	at Maryland (12/06/2023)
REBOUNDS	43		Le Moyne (12/21/2023)
	41		Delaware St. (11/06/2023)
ASSISTS	19		at Purdue (01/13/2024)
	18		Iowa (02/08/2024)
STEALS	14		Northwestern (01/10/2024)
	14		Morehead St. (11/17/2023)
BLOCKED SHOTS	10		at Northwestern (02/11/2024)
	7		at Nebraska (02/17/2024)
	7		Lehigh (11/10/2023)
	7		Delaware St. (11/06/2023)
TURNOVERS	21		Delaware St. (11/06/2023)
	16		at Rutgers (01/31/2024)
	16		at Michigan St. (01/04/2024)
	16		Rider (12/29/2023)
FOULS	30		at Maryland (12/06/2023)
	22		Wisconsin (01/16/2024)
	22		at Purdue (01/13/2024)



2023-24 Penn St. Men's Basketball
Team High/Low Analysis
All games

Page 2/4
as of Feb 22, 2024

Opponent - Game Highs

POINTS	95		at Purdue (01/13/2024)
	92		at Michigan St. (01/04/2024)
	89		Illinois (02/21/2024)
	89		vs Texas A&M (N) (11/23/2023)
	88		vs Butler (N) (11/24/2023)
FIELD GOALS MADE	36		at Michigan St. (01/04/2024)
	34		vs Texas A&M (N) (11/23/2023)
FIELD GOAL ATTEMPTS	71		vs Georgia Tech (N) (12/16/2023)
	67		at Maryland (12/06/2023)
FIELD GOAL PERCENTAGE	.614	(27-44)	Northwestern (01/10/2024)
	.596	(34-57)	vs Texas A&M (N) (11/23/2023)
3 PT FG MADE	11		at Purdue (01/13/2024)
	11		Ohio St. (12/09/2023)
3 PT FG ATTEMPTS	28		vs Butler (N) (11/24/2023)
	26		Ohio St. (12/09/2023)
3 PT FG PERCENTAGE	.583	(7-12)	Northwestern (01/10/2024)
	.533	(8-15)	vs VCU (N) (11/26/2023)
FREE THROWS MADE	30		at Maryland (12/06/2023)
	23		Minnesota (01/27/2024)
FREE THROW ATTEMPTS	39		at Maryland (12/06/2023)
	29		at Purdue (01/13/2024)
FREE THROW PERCENTAGE	.909	(10-11)	at Nebraska (02/17/2024)
	.900	(9-10)	Iowa (02/08/2024)
REBOUNDS	54		vs Georgia Tech (N) (12/16/2023)
	53		at Maryland (12/06/2023)
ASSISTS	26		at Purdue (01/13/2024)
	25		at Michigan St. (01/04/2024)
	25		vs Georgia Tech (N) (12/16/2023)
STEALS	13		at Michigan St. (01/04/2024)
	11		Delaware St. (11/06/2023)
BLOCKED SHOTS	6		vs VCU (N) (11/26/2023)
	5		at Ohio St. (01/20/2024)
	5		vs Georgia Tech (N) (12/16/2023)
TURNOVERS	29		Morehead St. (11/17/2023)
	23		Rider (12/29/2023)
	23		Delaware St. (11/06/2023)
FOULS	27		Morehead St. (11/17/2023)
	25		vs VCU (N) (11/26/2023)



2023-24 Penn St. Men's Basketball
 Player Highs Analysis
 All games

Page 1/4
 as of Feb 22, 2024

Penn St. - Individual Game Highs

POINTS	29		Kanye Clary vs Rider (12/29/2023)
	28		Kanye Clary vs Butler (N) (11/24/2023)
	27		Kanye Clary vs Wisconsin (01/16/2024)
	27		Ace Baldwin Jr. vs VCU (N) (11/26/2023)
	25		Kanye Clary vs Northwestern (01/10/2024)
	25		Ace Baldwin Jr. vs Michigan (01/07/2024)
	25		Kanye Clary at Maryland (12/06/2023)
FIELD GOALS MADE	13		Kanye Clary vs Butler (N) (11/24/2023)
	12		Kanye Clary vs Rider (12/29/2023)
FIELD GOAL ATTEMPTS	22		Kanye Clary vs Butler (N) (11/24/2023)
	20		Kanye Clary vs Wisconsin (01/16/2024)
	20		Kanye Clary vs Michigan (01/07/2024)
FIELD GOAL PERCENTAGE (min 5 made)	.875	(7-8)	Qudus Wahab at Indiana (02/03/2024)
	.875	(7-8)	Qudus Wahab vs Minnesota (01/27/2024)
	.875	(7-8)	Qudus Wahab vs Bucknell (12/02/2023)
3 PT FG MADE	6		Jameel Brown vs Delaware St. (11/06/2023)
	5		Zach Hicks vs Michigan St. (02/14/2024)
3 PT FG ATTEMPTS	12		Puff Johnson vs Georgia Tech (N) (12/16/2023)
	9		Zach Hicks at Maryland (12/06/2023)
	9		Zach Hicks vs Delaware St. (11/06/2023)
3 PT FG PERCENTAGE (min 2 made)	1.000	(3-3)	D'Marco Dunn vs VCU (N) (11/26/2023)
	1.000	(2-2)	Puff Johnson vs Michigan St. (02/14/2024)
	1.000	(2-2)	Nick Kern vs Michigan St. (02/14/2024)
	1.000	(2-2)	Jameel Brown vs Lehigh (11/10/2023)
FREE THROWS MADE	10		Kanye Clary vs Northwestern (01/10/2024)
	10		Kanye Clary at Michigan St. (01/04/2024)
	10		Qudus Wahab vs Morehead St. (11/17/2023)
FREE THROW ATTEMPTS	13		Ace Baldwin Jr. vs VCU (N) (11/26/2023)
	13		Qudus Wahab vs Morehead St. (11/17/2023)
FREE THROW PERCENTAGE (min 3 made)	1.000	(10-10)	Kanye Clary vs Northwestern (01/10/2024)
	1.000	(10-10)	Kanye Clary at Michigan St. (01/04/2024)
	1.000	(9-9)	Ace Baldwin Jr. vs Iowa (02/08/2024)
	1.000	(9-9)	Ace Baldwin Jr. at Maryland (12/06/2023)
	1.000	(8-8)	Ace Baldwin Jr. vs Michigan St. (02/14/2024)
	1.000	(7-7)	Kanye Clary at Maryland (12/06/2023)
	1.000	(7-7)	Ace Baldwin Jr. vs Bucknell (12/02/2023)
	1.000	(6-6)	Puff Johnson at Rutgers (01/31/2024)
	1.000	(5-5)	Zach Hicks at Indiana (02/03/2024)
	1.000	(4-4)	Nick Kern at Northwestern (02/11/2024)
	1.000	(4-4)	Nick Kern vs Iowa (02/08/2024)
	1.000	(4-4)	Puff Johnson vs Rider (12/29/2023)
	1.000	(4-4)	Ace Baldwin Jr. vs Butler (N) (11/24/2023)
	1.000	(4-4)	Qudus Wahab vs Saint Francis (PA) (11/14/2023)
	1.000	(3-3)	Zach Hicks vs Illinois (02/21/2024)
	1.000	(3-3)	Puff Johnson vs Illinois (02/21/2024)
1.000	(3-3)	Kanye Clary vs Rider (12/29/2023)	
1.000	(3-3)	Leo O'Boyle vs Ohio St. (12/09/2023)	
1.000	(3-3)	Qudus Wahab vs Lehigh (11/10/2023)	
REBOUNDS	18		Qudus Wahab vs Lehigh (11/10/2023)
	13		Qudus Wahab vs Delaware St. (11/06/2023)
ASSISTS	13		Ace Baldwin Jr. at Purdue (01/13/2024)
	12		Ace Baldwin Jr. vs Illinois (02/21/2024)



2023-24 Penn St. Men's Basketball
 Player Highs Analysis
 All games

Opponent - Individual Game Highs

POINTS	35		Terrence Shannon Jr. vs Illinois (02/21/2024)
	30		Zach Edey at Purdue (01/13/2024)
	29		Malik Hall vs Michigan St. (02/14/2024)
	28		Jahmir Young at Maryland (12/06/2023)
	26		Pierre Brooks vs Butler (N) (11/24/2023)
FIELD GOALS MADE	10		Terrence Shannon Jr. vs Illinois (02/21/2024)
	10		Malik Hall vs Michigan St. (02/14/2024)
	10		Ben Krikke vs Iowa (02/08/2024)
	10		Zach Edey at Purdue (01/13/2024)
FIELD GOAL ATTEMPTS	19		Jahmir Young at Maryland (12/06/2023)
	18		Terrence Shannon Jr. vs Illinois (02/21/2024)
	18		Ben Krikke vs Iowa (02/08/2024)
	18		Zeb Jackson vs VCU (N) (11/26/2023)
FIELD GOAL PERCENTAGE (min 5 made)	.889	(8-9)	Alphonzo Billups III vs VCU (N) (11/26/2023)
	.833	(10-12)	Zach Edey at Purdue (01/13/2024)
3 PT FG MADE	5		Jack Forrest vs Bucknell (12/02/2023)
	5		Alphonzo Billups III vs VCU (N) (11/26/2023)
	5		Pierre Brooks vs Butler (N) (11/24/2023)
3 PT FG ATTEMPTS	9		Jaden Akins vs Michigan St. (02/14/2024)
	9		Pierre Brooks vs Butler (N) (11/24/2023)
3 PT FG PERCENTAGE (min 2 made)	1.000	(2-2)	Max Klesmit vs Wisconsin (01/16/2024)
	1.000	(2-2)	Camden Heide at Purdue (01/13/2024)
	1.000	(2-2)	Malik Hall at Michigan St. (01/04/2024)
FREE THROWS MADE	13		Terrence Shannon Jr. vs Illinois (02/21/2024)
	12		Jahmir Young at Maryland (12/06/2023)
FREE THROW ATTEMPTS	19		Terrence Shannon Jr. vs Illinois (02/21/2024)
	15		Julian Reese at Maryland (12/06/2023)
FREE THROW PERCENTAGE (min 3 made)	1.000	(12-12)	Jahmir Young at Maryland (12/06/2023)
	1.000	(10-10)	Max Shulga vs VCU (N) (11/26/2023)
	1.000	(8-8)	Malik Hall vs Michigan St. (02/14/2024)
	1.000	(8-8)	Kel'el Ware at Indiana (02/03/2024)
	1.000	(6-6)	Boo Buie at Northwestern (02/11/2024)
	1.000	(6-6)	Joshua Ola-Joseph vs Minnesota (01/27/2024)
	1.000	(6-6)	AJ Storr vs Wisconsin (01/16/2024)
	1.000	(5-5)	Terrance Williams II vs Michigan (01/07/2024)
	1.000	(4-4)	Carson Cooper vs Michigan St. (02/14/2024)
	1.000	(4-4)	Cam Christie vs Minnesota (01/27/2024)
	1.000	(4-4)	Evan Mahaffey at Ohio St. (01/20/2024)
	1.000	(4-4)	Roddy Gayle Jr. at Ohio St. (01/20/2024)
	1.000	(4-4)	Allen Powell vs Rider (12/29/2023)
	1.000	(4-4)	Jamie Kaiser, Jr. at Maryland (12/06/2023)
	1.000	(4-4)	DJ Davis vs Butler (N) (11/24/2023)
	1.000	(4-4)	JT Tan vs Lehigh (11/10/2023)
	1.000	(4-4)	Bube Momah vs Lehigh (11/10/2023)
1.000	(3-3)	Marcus Domask vs Illinois (02/21/2024)	
1.000	(3-3)	Juwan Gary at Nebraska (02/17/2024)	
1.000	(3-3)	Matthew Nicholson at Northwestern (02/11/2024)	
REBOUNDS	20		Zach Edey at Purdue (01/13/2024)
	19		Baye Ndongo vs Georgia Tech (N) (12/16/2023)
ASSISTS	11		Braden Smith at Purdue (01/13/2024)
	10		Josh Bascoe vs Bucknell (12/02/2023)
STEALS	6		Tyson Walker at Michigan St. (01/04/2024)
	4		Brooks Barnhizer at Northwestern (02/11/2024)
	4		Ty Berry vs Northwestern (01/10/2024)
	4		Jamie Kaiser, Jr. at Maryland (12/06/2023)



2023-24 Penn St. Men's Basketball
Points-rebounds-assists
All games

Opponent	Date	Score	Points-rebounds-assists											
			0 CLARY, KANY	1 BALDWIN JR	2 DUNN, D'MAR	3 KERN, NICK	4 JOHNSON, PU	5 BROWN, JAME	6 GUDMUNDSSO	11 O'BOYLE, LE	12 AIRE, FAVOU	14 LILLEY, DEM	15 CONLAN, DAN	
Delaware St.	11/06/2023	79-45	W	22-7-1	5-2-5	3-2-2	4-5-3	DNP	20-0-0	2-0-0	2-1-0	DNP	2-4-0	0-0-0
Lehigh	11/10/2023	74-65	W	20-2-2	16-1-2	9-1-1	6-4-1	DNP	8-2-0	DNP	0-2-0	DNP	2-1-0	DNP
Saint Francis (PA)	11/14/2023	83-53	W	14-1-3	11-4-4	7-3-0	6-5-2	6-4-0	0-0-0	0-0-0	4-1-1	DNP	8-5-0	0-0-0
Morehead St.	11/17/2023	74-51	W	14-4-2	12-5-4	2-0-0	4-5-2	4-0-0	9-0-0	0-1-1	3-2-0	DNP	2-2-0	0-0-0
vs Texas A&M	11/23/2023	77-89	L	19-2-4	12-0-2	5-1-0	9-2-2	15-4-0	0-0-0	DNP	0-1-0	DNP	DNP	DNP
vs Butler	11/24/2023	78-88	L	28-5-3	15-1-1	2-4-0	12-5-1	4-2-0	0-0-0	DNP	3-1-0	DNP	DNP	DNP
vs VCU	11/26/2023	74-86	L	0-0-0	27-3-5	11-1-0	7-5-1	7-2-0	0-0-0	DNP	2-0-0	DNP	DNP	DNP
Bucknell	12/02/2023	67-76	L	4-0-6	17-1-3	0-1-0	4-3-1	7-3-0	DNP	DNP	0-1-0	DNP	DNP	DNP
at Maryland	12/06/2023	75-81	Lot	25-4-2	16-0-5	0-1-0	9-8-4	0-2-0	DNP	DNP	7-0-0	DNP	2-2-0	DNP
Ohio St.	12/09/2023	83-80	W	19-5-1	9-3-5	16-4-1	2-1-2	1-2-1	DNP	DNP	15-4-0	DNP	DNP	DNP
vs Georgia Tech	12/16/2023	81-82	Lot	23-7-3	18-1-7	17-3-3	2-0-0	15-4-0	DNP	DNP	0-1-0	DNP	0-1-0	DNP
Le Moyne	12/21/2023	72-55	W	20-5-6	9-1-6	10-2-0	4-8-1	8-8-1	DNP	DNP	1-2-0	DNP	2-2-0	DNP
Rider	12/29/2023	90-63	W	29-1-3	10-1-9	12-2-0	DNP	10-6-0	0-1-0	0-0-0	3-2-1	2-1-0	3-2-0	2-1-0
at Michigan St.	01/04/2024	61-92	L	21-2-5	2-2-3	4-2-1	10-4-0	5-5-0	0-0-0	4-1-0	2-1-0	0-0-0	0-2-1	0-1-0
Michigan	01/07/2024	79-73	W	18-5-2	25-2-4	13-2-0	4-8-1	5-3-0	0-0-0	DNP	0-1-2	DNP	0-0-0	DNP
Northwestern	01/10/2024	72-76	L	25-4-2	6-3-5	6-1-0	14-7-1	6-1-0	DNP	DNP	0-0-0	0-0-0	DNP	DNP
at Purdue	01/13/2024	78-95	L	16-1-1	7-2-13	5-1-2	18-4-1	3-0-0	13-3-0	DNP	2-0-0	0-0-0	4-4-1	DNP
Wisconsin	01/16/2024	87-83	W	27-4-3	20-3-5	5-0-1	15-1-0	0-1-0	0-2-1	DNP	3-1-0	DNP	4-6-0	DNP
at Ohio St.	01/20/2024	67-79	L	13-1-2	10-1-3	4-1-0	12-4-2	13-7-0	6-0-1	DNP	0-1-0	0-0-0	2-5-1	DNP
Minnesota	01/27/2024	74-83	L	11-4-5	16-2-6	2-0-0	11-3-2	4-1-0	0-0-0	DNP	0-2-0	DNP	8-3-0	DNP
at Rutgers	01/31/2024	61-46	W	DNP	15-5-10	14-7-1	5-2-1	8-2-0	0-1-0	DNP	0-0-0	DNP	4-2-0	DNP
at Indiana	02/03/2024	85-71	W	DNP	22-2-8	10-3-4	2-0-1	4-4-0	14-0-2	DNP	0-0-1	DNP	0-0-1	DNP
Iowa	02/08/2024	89-79	W	8-0-3	22-2-6	12-2-0	6-3-4	DNP	9-1-0	DNP	0-1-0	DNP	4-4-0	DNP
at Northwestern	02/11/2024	63-68	L	0-0-1	17-5-8	4-4-0	18-7-3	DNP	3-1-0	DNP	1-0-0	2-2-0	DNP	DNP
Michigan St.	02/14/2024	72-80	L	8-2-5	15-2-7	3-1-0	14-2-0	8-3-0	3-0-0	DNP	0-0-0	2-4-0	DNP	DNP
at Nebraska	02/17/2024	49-68	L	DNP	10-3-2	9-3-1	7-5-1	0-2-0	7-2-0	DNP	0-0-0	0-3-0	DNP	DNP
Illinois	02/21/2024	90-89	W	DNP	10-2-12	7-1-1	22-4-2	7-0-0	11-2-0	DNP	3-1-0	0-0-0	DNP	DNP

Opponent	Date	Score	Points-rebounds-assists				
			21 MITCHELL, R	22 WAHAB, QUDU	24 HICKS, ZACH	33 CHRISTOS, A	
Delaware St.	11/06/2023	79-45	W	0-0-1	7-13-0	12-4-1	0-0-0
Lehigh	11/10/2023	74-65	W	0-1-0	11-18-1	2-1-2	DNP
Saint Francis (PA)	11/14/2023	83-53	W	3-2-1	12-6-0	12-4-1	0-1-0
Morehead St.	11/17/2023	74-51	W	7-2-0	14-12-1	3-2-0	0-0-0
vs Texas A&M	11/23/2023	77-89	L	3-1-0	9-5-1	5-2-0	DNP
vs Butler	11/24/2023	78-88	L	DNP	3-7-1	11-8-3	DNP
vs VCU	11/26/2023	74-86	L	3-4-1	14-6-0	3-6-1	DNP
Bucknell	12/02/2023	67-76	L	4-0-0	18-8-3	13-7-2	DNP
at Maryland	12/06/2023	75-81	Lot	1-3-0	6-9-0	9-1-1	DNP
Ohio St.	12/09/2023	83-80	W	0-0-0	10-5-0	11-6-1	DNP
vs Georgia Tech	12/16/2023	81-82	Lot	0-0-0	6-10-1	0-0-1	DNP
Le Moyne	12/21/2023	72-55	W	7-2-0	11-9-0	0-2-2	DNP
Rider	12/29/2023	90-63	W	5-2-0	8-7-0	6-1-0	0-0-0
at Michigan St.	01/04/2024	61-92	L	0-0-0	8-8-0	5-4-0	DNP
Michigan	01/07/2024	79-73	W	DNP	8-5-1	6-1-1	DNP
Northwestern	01/10/2024	72-76	L	DNP	13-10-1	2-3-2	DNP
at Purdue	01/13/2024	78-95	L	0-1-1	4-3-0	6-2-0	DNP
Wisconsin	01/16/2024	87-83	W	DNP	4-2-0	9-2-1	DNP
at Ohio St.	01/20/2024	67-79	L	DNP	4-10-0	3-3-1	DNP
Minnesota	01/27/2024	74-83	L	DNP	15-5-0	7-1-1	DNP
at Rutgers	01/31/2024	61-46	W	0-1-0	9-11-0	6-7-0	DNP
at Indiana	02/03/2024	85-71	W	DNP	14-7-0	19-5-0	DNP
Iowa	02/08/2024	89-79	W	DNP	14-7-3	14-6-2	DNP
at Northwestern	02/11/2024	63-68	L	DNP	4-5-0	14-5-2	DNP
Michigan St.	02/14/2024	72-80	L	DNP	4-4-0	15-2-0	DNP
at Nebraska	02/17/2024	49-68	L	DNP	3-5-1	13-6-1	DNP
Illinois	02/21/2024	90-89	W	4-1-0	13-4-0	13-8-0	DNP



2023-24 Penn St. Men's Basketball
Combined Team Statistics
In Conference games

Page 1/1
as of Feb 22, 2024

Game Records

Record	Overall	Home	Away	Neutral
ALL GAMES	7-9	5-3	2-6	0-0
CONFERENCE	7-9	5-3	2-6	0-0
NON-CONFERENCE	0-0	0-0	0-0	0-0

Score by Periods

Team	1st	2nd	OT	TOT
Penn St.	517	664	4	1185
Opponents	593	640	10	1243

Team Box Score

No.	Player	Total			3-Point			F-Throw		Rebounds				Other								
		GP-GS	MIN	AVG	FG-FGA	FG%	3FG-3FGA	3FG%	FT-FTA	FT%	OFF	DEF	TOT	AVG	PF	DQ	A	TO	BLK	STL	PTS	AVG
0	CLARY, Kanye	12-9	358:32	29.9	62-154	.403	14-36	.389	53-65	.815	6	26	32	2.7	20	0	32	17	0	9	191	15.9
1	BALDWIN JR., Ace	16-16	588:49	36.8	68-172	.395	23-64	.359	63-71	.887	7	32	39	2.4	32	0	102	40	4	45	222	13.9
3	KERN, Nick	16-10	411:04	25.7	66-112	.589	4-10	.400	33-50	.660	17	46	63	3.9	46	2	25	30	7	15	169	10.6
24	HICKS, Zach	16-16	452:11	28.3	50-130	.385	35-96	.365	17-21	.810	12	50	62	3.9	29	0	13	12	5	14	152	9.5
22	WAHAB, Qudus	16-16	385:20	24.1	56-89	.629	0-0	.000	21-26	.808	36	64	100	6.3	38	1	6	18	28	13	133	8.3
2	DUNN, D'Marco	16-7	309:02	19.3	42-100	.420	15-46	.326	15-26	.577	6	27	33	2.1	26	0	12	11	4	11	114	7.1
5	BROWN, Jameel	13-0	149:44	11.5	22-66	.333	18-60	.300	4-10	.400	1	11	12	0.9	12	0	4	9	0	8	66	5.1
4	JOHNSON, Puff	14-6	210:38	15.0	20-54	.370	7-22	.318	17-24	.708	8	25	33	2.4	27	0	1	3	1	5	64	4.6
6	GUDMUNDSSON, Bragi	1-0	02:12	2.2	2-3	.667	0-1	.000	0-1	.000	1	0	1	1.0	0	0	0	0	1	0	4	4.0
14	LILLEY, Demetrius	10-0	108:49	10.9	14-19	.737	0-0	.000	0-0	.000	13	15	28	2.8	22	1	4	5	3	4	28	2.8
11	O'BOYLE, Leo	16-0	169:56	10.6	10-26	.385	8-22	.364	5-7	.714	4	8	12	0.8	30	2	3	5	1	7	33	2.1
21	MITCHELL, RayQuawndis	6-0	30:12	5.0	2-9	.222	0-3	.000	1-5	.200	0	6	6	1.0	5	0	1	0	0	1	5	0.8
12	AIRE, Favour	8-0	46:19	5.8	2-4	.500	0-0	.000	0-2	.000	2	7	9	1.1	11	0	0	5	6	3	4	0.5
15	CONLAN, Dan	1-0	02:12	2.2	0-0	.000	0-0	.000	0-0	.000	1	0	1	1.0	0	0	0	0	0	0	0	0.0
Team											19	22	41				12					
Total		16	3225		416-938	.443	124-360	.344	229-308	.744	133	339	472	29.5	298	6	203	167	60	135	1185	74.1
Opponents		16	3225		437-919	.476	101-307	.329	268-350	.766	180	426	606	37.9	262	4	254	225	44	92	1243	77.7

Team Statistics

	PSU	OPP
Scoring	1185	1243
Points per game	74.1	77.7
Scoring margin	-3.6	-
Field goals-att	416-938	437-919
Field goal pct	.443	.476
3 point fg-att	124-360	101-307
3-point FG pct	.344	.329
3-pt FG made per game	7.8	6.3
Free throws-att	229-308	268-350
Free throw pct	.744	.766
F-Throws made per game	14.3	16.8
Rebounds	472	606
Rebounds per game	29.5	37.9
Rebounding margin	-8.4	-
Assists	203	254
Assists per game	12.7	15.9
Turnovers	167	225
Turnovers per game	10.4	14.1
Turnover margin	+3.6	-
Assist/turnover ratio	1.2	1.1
Steals	135	92
Steals per game	8.4	5.8
Blocks	60	44
Blocks per game	3.8	2.8
Winning streak	1	-
Home win streak	1	-
Attendance	67655	106744
Home games-Avg/Game	8-8457	8-13343
Neutral site-Avg/Game	-	0-0

Team Results

Date	Opponent	Score	Att.
12/06/2023	at Maryland	Lot 75-81	15290
12/09/2023	Ohio St.	W 83-80	9732
01/04/2024	at Michigan St.	L 61-92	14797
01/07/2024	Michigan	W 79-73	6200
01/10/2024	Northwestern	L 72-76	7822
01/13/2024	at Purdue	L 78-95	14876
01/16/2024	Wisconsin	W 87-83	8462
01/20/2024	at Ohio St.	L 67-79	15267
01/27/2024	Minnesota	L 74-83	12336
01/31/2024	at Rutgers	W 61-46	8000
02/03/2024	at Indiana	W 85-71	17222
02/08/2024	Iowa	W 89-79	8140
02/11/2024	at Northwestern	L 63-68	5541
02/14/2024	Michigan St.	L 72-80	8813
02/17/2024	at Nebraska	L 49-68	15751
02/21/2024	Illinois	W 90-89	6150



2023-24 Penn St. Men's Basketball
Combined Team Statistics
All games

Page 1/1
as of Feb 22, 2024

Game Records

Record	Overall	Home	Away	Neutral
ALL GAMES	13-14	11-4	2-6	0-4
CONFERENCE	7-9	5-3	2-6	0-0
NON-CONFERENCE	6-5	6-1	0-0	0-4

Score by Periods

Team	1st	2nd	OT	TOT
Penn St.	942	1079	13	2034
Opponents	938	1038	20	1996

Team Box Score

No.	Player	Total			3-Point		F-Throw		Rebounds				Other Stats									
		GP-GS	MIN	AVG	FG-FGA	FG%	3FG-3FGA	3FG%	FT-FTA	FT%	OFF	DEF	TOT	AVG	PF	DQ	A	TO	BLK	STL	PTS	AVG
0	CLARY, Kanye	23-20	678:52	29.5	139-301	.462	29-77	.377	77-95	.811	9	57	66	2.9	36	0	65	43	1	23	384	16.7
1	BALDWIN JR., Ace	27-25	948:05	35.1	115-297	.387	41-121	.339	103-124	.831	11	48	59	2.2	53	0	150	65	6	75	374	13.9
22	WAHAB, Qudus	27-27	663:20	24.6	96-152	.632	0-0	.000	54-73	.740	72	129	201	7.4	65	1	14	29	42	19	246	9.1
3	KERN, Nick	26-17	637:14	24.5	87-156	.558	4-16	.250	49-72	.681	27	78	105	4.0	68	2	39	52	14	27	227	8.7
24	HICKS, Zach	27-27	712:02	26.4	73-204	.358	52-154	.338	21-27	.778	21	78	99	3.7	47	0	26	24	7	21	219	8.1
2	DUNN, D'Marco	27-8	498:59	18.5	68-165	.412	26-75	.347	30-46	.652	12	41	53	2.0	38	0	18	20	4	17	192	7.1
4	JOHNSON, Puff	23-10	416:11	18.1	45-117	.385	16-56	.286	34-48	.708	25	41	66	2.9	47	0	2	3	3	15	140	6.1
5	BROWN, Jameel	21-0	220:16	10.5	35-90	.389	29-79	.367	4-10	.400	1	14	15	0.7	16	0	4	12	1	12	103	4.9
14	LILLEY, Demetrius	17-0	162:05	9.5	22-31	.710	0-1	.000	3-6	.500	19	26	45	2.6	28	1	4	8	3	5	47	2.8
21	MITCHELL, RayQuawndis	16-0	133:23	8.3	8-27	.296	3-14	.214	18-30	.600	3	17	20	1.3	14	0	4	7	0	8	37	2.3
11	O'BOYLE, Leo	27-1	305:37	11.3	15-51	.294	11-43	.256	10-13	.769	9	17	26	1.0	54	2	5	8	4	11	51	1.9
6	GUDMUNDSSON, Bragi	5-0	10:10	2.0	3-6	.500	0-2	.000	0-1	.000	2	0	2	0.4	1	0	1	2	1	0	6	1.2
12	AIRE, Favour	9-0	50:07	5.6	3-6	.500	0-0	.000	0-3	.000	3	7	10	1.1	12	0	0	5	6	4	6	0.7
15	CONLAN, Dan	5-0	07:56	1.6	0-1	.000	0-1	.000	2-2	1.000	1	1	2	0.4	0	0	0	0	0	0	2	0.4
33	CHRISTOS, Andy	4-0	05:44	1.4	0-0	.000	0-0	.000	0-0	.000	0	1	1	0.3	1	0	0	0	0	0	0	0.0
Team											35	38	73				17					
Total		27	5450		709-1604	.442	211-639	.330	405-550	.736	250	593	843	31.2	480	6	332	295	92	237	2034	75.3
Opponents		27	5450		713-1556	.458	159-512	.311	411-536	.767	301	713	1014	37.6	463	7	394	412	77	156	1996	73.9

Team Statistics

	PSU	OPP
Scoring	2034	1996
Points per game	75.3	73.9
Scoring margin	+1.4	-
Field goals-att	709-1604	713-1556
Field goal pct	.442	.458
3 point fg-att	211-639	159-512
3-point FG pct	.330	.311
3-pt FG made per game	7.8	5.9
Free throws-att	405-550	411-536
Free throw pct	.736	.767
F-Throws made per game	15.0	15.2
Rebounds	843	1014
Rebounds per game	31.2	37.6
Rebounding margin	-6.3	-
Assists	332	394
Assists per game	12.3	14.6
Turnovers	295	412
Turnovers per game	10.9	15.3
Turnover margin	+4.3	-
Assist/turnover ratio	1.1	1.0
Steals	237	156
Steals per game	8.8	5.8
Blocks	92	77
Blocks per game	3.4	2.9
Winning streak	1	-
Home win streak	1	-
Attendance	120796	106744
Home games-Avg/Game	15-8053	8-13343
Neutral site-Avg/Game	-	4-5126

Team Results

Date	Opponent		Score	Att.
11/06/2023	Delaware St.	W	79-45	7345
11/10/2023	Lehigh	W	74-65	10272
11/14/2023	Saint Francis (PA)	W	83-53	7546
11/17/2023	Morehead St.	W	74-51	7558
11/23/2023	vs Texas A&M	L	77-89	3061
11/24/2023	vs Butler	L	78-88	2194
11/26/2023	vs VCU	L	74-86	2528
12/02/2023	Bucknell	L	67-76	8590
12/06/2023	at Maryland	Lot	75-81	15290
12/09/2023	Ohio St.	W	83-80	9732
12/16/2023	vs Georgia Tech	Lot	81-82	12720
12/21/2023	Le Moyne	W	72-55	5023
12/29/2023	Rider	W	90-63	6807
01/04/2024	at Michigan St.	L	61-92	14797
01/07/2024	Michigan	W	79-73	6200
01/10/2024	Northwestern	L	72-76	7822
01/13/2024	at Purdue	L	78-95	14876
01/16/2024	Wisconsin	W	87-83	8462
01/20/2024	at Ohio St.	L	67-79	15267
01/27/2024	Minnesota	L	74-83	12336
01/31/2024	at Rutgers	W	61-46	8000
02/03/2024	at Indiana	W	85-71	17222
02/08/2024	Iowa	W	89-79	8140
02/11/2024	at Northwestern	L	63-68	5541
02/14/2024	Michigan St.	L	72-80	8813
02/17/2024	at Nebraska	L	49-68	15751
02/21/2024	Illinois	W	90-89	6150