



2024 PENN STATE BASEBALL

PENN STATE VS. HARVARD | MARCH 8-10, 2024 | CARY, N.C.

2024 SCHEDULE

Date Opponent Time/Result

FEBRUARY

16	vs. Monmouth ¹	W, 6-5 (10)
17	vs. Army ¹	W, 4-3
17	vs. Monmouth ¹	L, 3-10
18	vs. Army ¹	W, 12-4
23	at Stanford	W, 15-4
24	at Stanford	W, 13-2 (7)
25	at Stanford	L, 5-9

MARCH

1	at Davidson	Canceled
2	at Davidson	L, 2-14 (7)
3	at Davidson (DH)	W, 14-7/W, 6-4
5	at #10 Virginia	L, 3-6
8	vs. Harvard ¹ (DH)	noon
10	vs. Harvard ¹	11 a.m.
15	UMASS LOWELL	4 p.m.
16	UMASS LOWELL	2 p.m.
17	UMASS LOWELL	1 p.m.
19	ST. BONAVENTURE	5 p.m.
20	BUCKNELL	5 p.m.
22	MICHIGAN*	5:30 p.m.
23	MICHIGAN*	2 p.m.
24	MICHIGAN*	1 p.m.
26	PITT	5:30 p.m.
29	at Illinois*	7 p.m.
30	at Illinois*	4 p.m.
31	at Illinois* (BTN)	3 p.m.

APRIL

2	BUCKNELL	4 p.m.
5	NORTHWESTERN*	5:30 p.m.
6	NORTHWESTERN*	2 p.m.
7	NORTHWESTERN*	1 p.m.
9	LEHIGH	TBD
12	at Indiana*	6 p.m.
13	at Indiana*	2 p.m.
14	at Indiana*	1 p.m.
16	KENT STATE	5:30 p.m.
19	at Michigan State* (BTN)	8 p.m.
20	at Michigan State*	3:35 p.m.
21	at Michigan State*	1:05 p.m.
24	WEST VIRGINIA	5:30 p.m.
26	MINNESOTA*	5:30 p.m.
27	MINNESOTA*	2 p.m.
28	MINNESOTA*	1 p.m.

MAY

3	at Navy	TBD
4	at Navy	6 p.m.
5	at Navy	1 p.m.
8	at West Virginia (ESPN2)	7 p.m.
10	RUTGERS*	5:30 p.m.
11	RUTGERS*	2 p.m.
12	RUTGERS*	1 p.m.
14	at Pitt	3 p.m.
16	at Maryland*	6:30 p.m.
17	at Maryland*	6:30 p.m.
18	at Maryland*	2 p.m.
21-26	Big Ten Tournament ²	TBD

¹USA Baseball Complex (Cary, N.C.)

²PNC Park (Pittsburgh, Pa.)

³Charles Schwab Field (Omaha, Neb.)

All Times Eastern

Rankings are D1Baseball

STRATEGIC COMMUNICATIONS

Primary Contact.....Paul Marboe
 Cell Phone814-777-7604
 Emailprnm5118@psu.edu

PENN STATE NITTANY LIONS

(7-4, 0-0 BIG TEN)



vs.

HARVARD CRIMSON

(1-5, 0-0 IVY)



GOPSUSPORTS.COM | @PENNSTATEBASE | COLEMAN FIELD (USA BASEBALL NTC)

USABASEBALL.TV | RADIO: N/A

ONLINE | Links to live video, live audio and live stats available at GoPSUSports.com

LEADING OFF

- Penn State returns to Cary, N.C. for a three-game series against Harvard.
- The Nittany Lions are 0-2 all-time against Harvard and 86-73 in games against Ivy League teams.
- Penn State fell 6-3 at No. 10 Virginia on Tuesday.
- Kyle Hannon and Bryce Molinaro each recorded two hits and an RBI. Billy Gerlott and Bobby Marsh also had multi-hit days.
- On the mound, Ben DeMell, Chic DeGaetano, David Lee, Connor Throneberry and Will Perkowski.
- After hitting .417 with five hits and seven RBI at Davidson and a single at UVA, J.T. Marr leads the team with a .429 average and 21 hits. He paces the Big Ten in total hits and hits per game (1.9), good for 16th nationally in hits per game.
- Marr is riding an 11-game hit streak, including six multi-hit performances.
- Jaden Henline improved to 2-0 on the season with five solid innings to pick up the win in Sunday's first game vs. Davidson.
- David Lee has a 1.12 ERA in a team high-tying five appearances this season.


PROJECTED STARTERS



Travis Luensmann
 RHP | Sr. | 6-6 | 234
 Altoona, Pa.
 3 Appearances/3 Starts
 1-1, 7.71 ERA, 5K/12BB



TBA



Jaden Henline
 RHP | Sr. | 6-2 | 170
 New Cumberland, Pa.
 2 Appearances/2 Starts
 2-0, 5.00 ERA, 3K/1BB

LAST GAME STARTING LINEUP

No.	Name	Pos.	B/T	Ht./Wt.	Yr.	AVG	HR	RBI
18	Matt Maloney	C	L/R	5-11/170	Jr.	.346	1	13
1	Joe Jaconski	1B	L/R	6-0/190	Jr.	.306	1	6
2	Kyle Hannon	2B	L/R	5-10/186	Sr.	.213	0	7
1	Grant Norris	SS	R/R	6-1/192	Gr.	.289	2	9
23	Bryce Molinaro	3B	R/R	6-0/190	So.	.273	2	12
28	Bobby Marsh	LF	L/L	6-3/194	So.	.364	0	6
3	Billy Gerlott	CF	R/R	6-1/181	R-Jr.	.500	0	0
12	Adam Cecere	RF	L/R	6-4/230	Gr.	.323	3	8
40	J.T. Marr	DH	L/R	6-0/190	Gr.	.429	1	11

Other Possible Starters:

13	Tayven Kelley	CF	R/R	6-3/198	Sr.+	.152	2	5
32	Kevin Michaelaels	IF	R/R	5-11/175	Gr.	.200	0	1

No.	Name	Pos.	B/T	Yr.	Ht.	Wt.	Hometown/High School/Last School
0	Grant Norris	IF	R/R	Gr.	6-1	192	Somerset, Pa./Somerset Area/Duke
1	Joe Jaconski	IF/OF	L/R	Jr.	6-0	190	Plymouth Meeting, Pa./Plymouth Whitemarsh/North Carolina
2	Kyle Hannon	IF/OF	L/R	Sr.	5-10	186	Harrisburg, Pa./Red Land
3	Billy Gerlott	OF	R/R	R-Jr.	6-1	181	Auburn, Pa./Blue Mountain
4	Martin Howell	C	R/R	Fr.	6-2	205	Gillette, N.J./Watchung Hills Regional
6	Ty Torti	IF	S/R	So.	5-11	192	Raleigh, N.C./Pro5 Baseball Academy
7	C.J. Pittaro	IF	L/R	Sr.	6-1	204	Hamilton, N.J./Steinert/Vanderbilt
8	Mike Lucarelli	IF	L/R	Fr.	6-0	195	Marlton, N.J./Paul VI
9	Connor Throneberry	P	R/R	R-So.	6-6	235	St. Louis, Mo./Marquette Senior
10	Ben DeMell	P	L/R	R-So.	6-5	205	Concord, Ohio/Gilmour Academy
11	Mason Butash	P	R/R	Fr.	6-2	195	Chantilly, Va./Freedom
12	Adam Cecere	OF/IF	L/R	Gr.	6-4	230	Adams Township, Pa./Forest Hills/Wake Forest
13	Tayven Kelley	OF	R/R	R-Sr.	6-3	198	Boiling Springs, Pa./Cedar Cliff
14.	Michael DiMartini	IF	R/R	Fr.	6-1	205	South Fayette, Pa./South Fayette
15	David Lee	OF/P	R/R	Sr.	6-2	210	Pittsburgh, Pa./Thomas Jefferson/California (Pa.)
16	James Lordi	P	L/L	R-Fr.	6-0	192	Jim Thorpe, Pa./Jim Thorpe Area
18	Matt Maloney	C	L/R	Jr.	5-11	170	Windham, N.H./Central Catholic
19	Derek Cease	IF/P	R/R	Jr.	5-8	150	Plymouth, Pa./Greater Nanticoke Area
20	Frankie Sanchez	P	L/R	Jr.	6-0	195	Kendall Park, N.J./South Brunswick/Southern New Hampshire
21	Will Perkowski	1B/P	R/R	Fr.	6-4	230	New Boston, N.H./Goffstown
22	Brandon Wingenroth	P	R/R	R-Fr.	6-1	170	Manheim, Pa./Lancaster Catholic
23	Bryce Molinaro	IF	R/R	So.	6-0	190	Drums, Pa./Hazleton Area/St. John's
24	Jaden Henline	P	L/R	Sr.	6-2	170	New Cumberland, Pa./Red Land
25	Chase Renner	P	R/R	Jr.	6-4	200	Alburtis, Pa./Brandywine Heights
26	Matt Morash	P	L/L	Fr.	6-0	200	Westford, Mass./Westford Academy
27	Mason Horwat	P	R/R	Fr.	6-1	185	Pittsburgh, Pa./Avonworth
28	Bobby Marsh	OF/1B	L/L	So.	6-3	194	Bellefonte, Pa./Bellefonte Area/Florida Atlantic
29	Carson Kohls	P	R/R	Sr.	6-0	209	Sacramento, Calif./El Camino
30	Anthony Steele	1B/OF/P	L/L	Jr.	6-4	230	Shelton, Conn./Shelton
31	Chic DeGaetano	P	R/R	Gr.	6-2	214	Sugarloaf, Pa./Hazleton Area/Villanova
32	Kevin Michaels	IF	R/R	Gr.	5-11	175	Encinitas, Calif./Canyon Crest Academy/St. John's
33	Travis Luensmann	P	R/R	Sr.	6-6	234	Altoona, Pa./Bellewood-Antis/South Carolina
34	CJ Carmichael	IF	R/R	R-Fr.	6-1	170	Lancaster, Ohio/Bloom Carroll
35	Adin Zorn	OF	R/R	Fr.	6-2	180	Aliquippa, Pa./Sewickley Acadmy
36	Aiden Coleman	P	L/L	R-Fr.	5-10	163	Tyrone, Pa./Tyrone Area
38	Alex Pak	P	L/L	Fr.	6-1	195	Wallingford, Pa./Strath Haven
40	J.T. Marr	C	L/R	Gr.	6-0	190	Fort Mill, S.C./Fort Mill/College of Charleston
41	Zach Mizrahi	P	L/L	Jr.	6-1	195	Jacksonville, Fla./Mandarin
43	Jacob Coffin	P	S/L	So.	6-0	161	Apex, N.C./Pro5 Baseball Academy
46	Jack Messina	1B/P	L/L	Fr.	6-0	205	State College, Pa./State College Area

ALPHABETICAL ROSTER

11	Mason Butash
34	CJ Carmichael
19	Derek Cease
12	Adam Cecere
43	Jacob Coffin
36	Aiden Coleman
31	Chic DeGaetano
10	Ben DeMell
14	Michael DiMartini
3	Billy Gerlott
2	Kyle Hannon
24	Jaden Henline
27	Mason Horwat
4	Martin Howell
1	Joe Jaconski
13	Tayven Kelley
29	Carson Kohls
15	David Lee
16	James Lordi
8	Mike Lucarelli
33	Travis Luensmann
18	Matt Maloney
40	J.T. Marr
28	Bobby Marsh
46	Jack Messina
32	Kevin Michaels
41	Zach Mizrahi
23	Bryce Molinaro
26	Matt Morash
0	Grant Norris
38	Alex Pak
21	Will Perkowski
7	C.J. Pittaro
25	Chase Renner
20	Frankie Sanchez
30	Anthony Steele
9	Connor Throneberry
6	Ty Torti
22	Brandon Wingenroth
35	Adin Zorn

PRONUNCIATION GUIDE

19	Derek Cease	See-ce
12	Adam Cecere	Suh-SEAR-ee
10	Ben DeMell	Duh-Mel
31	Chic DeGaetano	Day-guh-tahn-oh
1	Joe Jaconski	Juh-CON-ski
3	Billy Gerlott	GRR-Lot
16	James Lordi	Lord-eye
33	Travis Luensmann	Linns-min
8	Mike Lucarelli	Lou-cuh-relli
46	Jack Messina	Muh-SEE-na
41	Zach Mizrahi	Miz-RA-he
21	Will Perkowski	Pur-Cow-Ski
7	C.J. Pittaro	Pi-TAR-o

ROSTER BREAKDOWN BY STATE

California - 2	New Hampshire - 2
Connecticut - 1	North Carolina - 2
Florida - 1	Ohio - 2
Massachusetts - 1	Pennsylvania - 22
Missouri - 1	South Carolina - 1
New Jersey - 4	Virginia - 1

ROSTER BREAKDOWN BY ELIGIBILITY

Freshmen - 13
Sophomores - 6
Juniors - 8
Seniors/Graduates - 12

ROSTER BREAKDOWN BY POSITION

Catchers - 3	Left-Handed Pitchers - 8
Infielders - 16	Right-Handed Pitchers - 14
Outfielders - 9	

PENN STATE QUICK FACTS

GENERAL INFORMATION

Location..... University Park, Pa.
 Founded 1855
 Enrollment 48,535
 Colors Blue and White
 Conference..... Big Ten
 Nickname Nittany Lions
 President Dr. Neeli Bendapudi
 VP for Intercollegiate Athletics..... Dr. Patrick Kraft

TEAM INFORMATION

2023 Record 25-25
 2023 Big Ten Record 7-16
 Postseason N/A
 All-Time Record (Years) 2,137-1,580-21 (135)
 All-Time Big Ten Record (Years) 340-444 (32)
 NCAA Tournament Appearances 19
 NCAA Tournament Record 25-24
 NCAA Super Regional Appearances 1
 College World Series Appearances 5
 (1952, 1957, 1959, 1963, 1973)
 Best CWS Finish Second (1957)
 Last NCAA Tournament Appearance 2000

BASEBALL STAFF

Head Coach Mike Gambino
 PSU Record (Years) 7-4 (1st)
 Career Record (Years) 298-370 (14th)
 Associate Head Coach Scott Loiseau
 Assistant Coaches
 Nick Puccio (Hitting)
 Will Jauss (Pitching)
 Director of Pitching Technology
 Mason Mellott
 Director of Program Development/Alumni
 Relations..... Ryan Wheeler
 Dir. of Operations/Player Development...
 Jake Stone
 Athletic Performance..... Andrew Sanders
 Athletic Trainer Robin Martin

STADIUM INFORMATION

Home Stadium ... Medlar Field at Lubrano Park
 First Season 2007
 Capacity 5,406
 Press Box Phone (814) 441-9145

MEDIA RELATIONS INFORMATION

Baseball Contact Paul Marboe
 Cell Phone (814) 777-7604
 Email prm5118@psu.edu
 Website GoPSUsports.com
 Twitter @PennStateBASE
 Instagram @PennStateBASE
 Facebook Page facebook.com/
 pennstatebaseball

Newcomers Leading Balanced Lineup

- The Nittany Lions rank second in the conference in on-base percentage (.421), walks (62), while holding third in batting average (.303), OPS (.865), walks (62) and sac flies (7).
- Penn State has five players with a .306 or better average, six with a .400+ on-base percentage and six with a .400+ slugging percentage.
- Graduate student J.T. Marr paces the squad with a .429 average and 21 hits. He own two doubles, a homer, 11 RBI and nine runs.
- Marr has a hit in all 11 games this season, including six multi-hit performances.
- The South Carolina native leads the Big Ten in hits per game (1.9), ranking 16th in the country, and total hits (21), sitting 22nd in the nation.
- Junior Matt Maloney is batting .346 with a team-high 13 RBI along with a double and a homer.
- Graduate student Adam Cecere is hitting .323 with 10 hits, including two doubles and a team-high three homers, eight RBI and 13 runs. He has a team-high 12 walks and six hit-by-pitches.
- Cecere paces the team with a .677 slugging percentage and a .560 on-base percentage.
- He ranks second in Big Ten with a 1.237 OPS and on-base percentage (.560) while sitting seventh in slugging percentage (.677). He's also third in the conference in total walks (12) and fourth in walks per game (1.1).
- Cecere is one of 15 current Division I players with 35+ homers and 124+ RBI in their career.
- Among active DI players, Cecere is 18th in homers (35) and 50th in RBI (124).
- Bobby Marsh is hitting .364 with six RBI, while Joe Jaconski has a .306 average, six RBI, six runs and 10 walks.
- Jaconski is fifth in the Big Ten in walks (10).
- Tayven Kelley, Bryce Molinaro and Grant Norris each have two homers, while Molinaro has 12 RBI and Norris has nine.
- Kyle Hannon ranks sixth in the Big Ten with five steals.

Bats Warm Up In Game 2 At Davidson

- Penn State's bats broke through in Penn State's 14-7 win over Davidson in the first game on Sunday's doubleheader, and the second game in the overall series.
- Four Nittany Lions had multi-hit and multi-RBI games, led by J.T. Marr with two hits and four RBI. Marr's four RBI included a two-run homer. He also scored three times.
- Bryce Molinaro collected two hits, three RBI and three runs, while Bobby Marsh had two hits and three RBI. Grant Norris drove in two runs on two hits.
- Adam Cecere added a solo homer and three runs.

Strong Weekend At Stanford

- Penn State averaged 11 runs, 10.3 hits and 9.3 walks per game in the series at Stanford.
- The Nittany Lions displayed their power at the plate with four doubles, a triple and six homers among 31 hits.
- In Friday's 15-4 win, Penn State collected 13 hits and 17 walks. Five Nittany Lions reached base at least four times and eight Nittany Lion reached at least twice.
- The 17 walks are Penn State's most in a game since at least 2004 and are the fourth-most in Division I this season.
- Penn State plated 13 runs on 11 hits on Saturday.
- The Nittany Lions' wins marked the first time Stanford lost back-to-back home games by 10+ runs to the same opponent since at least 1959 and was the first time Stanford lost back-to-back games by 10+ runs since its 2012 Super Regional at Florida State.
- With Friday and Saturday's wins, Penn State won back-to-back games by a 10+ run margin for the first time since April 30-May 1, 2010 against Michigan State (18-7, 22-5). The Nittany Lions also won by a 10+ run margin in back-to-back road games for the first time since March 29-30, 2003 at Purdue (13-3, 14-4).
- Including a 12-4 win against Army on February 18, Penn State scored 12+ runs in three-straight games for the first time since April 4-7, 2000 (13 vs. Cornell, 12 vs. Cornell, 19 at Michigan State).
- The Nittany Lions scored 12+ runs in three-straight non-home games for the first time since March 23-25, 1986 (21 at Towson, 13 at Gettysburg, 12 at Gettysburg).

Hannon, Kelley, Norris Climb Records Lists

- Senior Kyle Hannon already has five steals in 2024.
- With five steals this year, Hannon has moved up to a tie for fifth all-time at Penn State with 39 career steals. He is currently tied with Kevin Billotte (1995-98).
- Hannon ranked second in the Big Ten in steals per game (0.55) and total steals (27) last season.
- The Harrisburg native is one of 14 Division I players, and the only Big Ten player, returning for the 2024 season who posted 7+ homers and 27+ steals last season.
- Senior+ Tayven Kelley owns 11 career triples, tied fifth all-time at Penn State. He is one triple away from tying third place.
- Graduate student Grant Norris' .536 career slugging percentage sits seventh all-time at Penn State.

Henline, Horwat Collect Wins On The Mound At Davidson

- Senior Jaden Henline improved to 2-0 on the season with a solid performance on the mound to help Penn State to a victory in game one of Sunday's doubleheader. He tossed five innings, allowing three runs on six hits. He struck out one.
- Henline earned a win against Stanford in his first start of the season.
- Freshman Mason Horwat followed with an impressive performance in his first career start in the second game on Sunday's twin bill.
- He fired five innings, giving up one hit and two runs to earn his first career win.
- Horwat did not allow a hit before the start of the sixth inning, faced the minimum through five and retired 11-straight batters between the second and fifth innings.
- Chic DeGaetano (1.2) and Mason Butash (1.0) provided strong relief performances to close out a tight 6-4 win in Sunday's second game.

THE OPPOSITION

Scouting Harvard

- Head Coach Bill Decker is in his 12th year leading the Harvard baseball program.
- Under his direction, the Crimson are 165-222 and made an NCAA Regional appearance in 2019.
- Decker owns 702 career wins.
- Harvard is 1-6 this season after winning one of three games at The Citadel this past weekend. Harvard won the series opener, 4-3, in 10 innings.
- As a team, Harvard is batting .260 and averaging 3.7 runs per game.
- Ben Rounds leads Harvard with a .478 average, 11 hits, four RBI, six runs, two doubles and a homer.
- Chris Snopek is hitting .318 with seven hits, one homer and two RBI.
- Harvard has an 8.10 team ERA and is allowing a .257 batting average.
- Sean Matson has a 1.74 ERA in two starts, allowing just two runs in 10.1 innings and striking out 12.
- Callan Fang has 12 strikeouts over 10.1 innings covering two starts.

Against The Crimson

- Penn State is 0-2 all-time against Harvard.
- The two previous meetings were on June 19, 1909 (L, 5-3) and April 30, 1932 (L, 5-0).
- Penn State is 86-73 all-time in games against Ivy League opponents.

BY THE NUMBERS

	Penn State	Harvard
Batting Average	.303	.260
Slugging Percentage	.444	.380
On-Base Percentage	.421	.307
Runs Scored	83	22
Hits	110	52
Doubles	13	7
Triples	1	1
Home Runs	12	5
Stolen Bases-Attempts	11-19	4-5
ERA	6.29	8.10
Strikeouts	67	44
Opponent Batting Average	.261	.257
Fielding Percentage	.973	.953
Errors	11	10

INSIDE THE SERIES

Overall vs. Harvard:	Harvard Leads 2-0	
Last Meeting:	L, 0-5; April 30, 1932	
Current Streak:	L, 2	
At Home:	0-0	
At Harvard:	0-1	
Neutral Site:	0-0	
N/A:	0-1	
Last 2 Meetings:		
4/30/32	A	L, 0-5
6/19/09	N/A	L, 3-5

STARTING LINEUPS

OPPONENT	C	1B	2B	3B	SS	LF	CF	RF	DH	SP
vs. Monmouth (2/16)	Maloney	Michaels	Hannon	Molinaro	Norris	Marsh	Kelley	Cecere	Marr	Luensmann
vs. Army (2/17)	Maloney	Michaels	Hannon	Molinaro	Norris	Marsh	Jaconski	Cecere	Marr	Sanchez
vs. Monmouth (2/17)	Marr	Michaels	Hannon	Molinaro	Norris	Jaconski	Kelley	Cecere	Marsh	Kohls
vs. Army (2/18)	Maloney	Jaconski	Hannon	Molinaro	Norris	Marsh	Kelley	Cecere	Marr	Butash
at Stanford (2/23)	Maloney	Jaconski	Hannon	Molinaro	Norris	Marsh	Kelley	Cecere	Marr	Luensmann
at Stanford (2/24)	Marr	Michaels	Hannon	Molinaro	Norris	Jaconski	Kelley	Cecere	Marsh	Henline
at Stanford (2/25)	Maloney	Jaconski	Hannon	Molinaro	Norris	Marsh	Kelley	Cecere	Marr	Sanchez
at Davidson (3/2)	Maloney	Jaconski	Hannon	Molinaro	Norris	Marsh	Kelley	Cecere	Marr	Luensmann
at Davidson (3/3, 1)	Marr	Michaels	Hannon	Molinaro	Norris	Jaconski	Kelley	Cecere	Marsh	Henline
at Davidson (3/3, 2)	Maloney	Jaconski	Hannon	Molinaro	Norris	Marsh	Gerlott	Cecere	Marr	Horwat
at Virginia (3/5)	Maloney	Jaconski	Hannon	Molinaro	Norris	Marsh	Gerlott	Cecere	Marr	Butash

BATTING ORDER

OPPONENT	1	2	3	4	5	6	7	8	9
vs. Monmouth (2/16)	Hannon	Cecere	Molinaro	Marr	Norris	Marsh	Michaels	Maloney	Kelley
vs. Army (2/17)	Hannon	Cecere	Molinaro	Marr	Michaels	Marsh	Norris	Maloney	Kelley
vs. Monmouth (2/17)	Hannon	Cecere	Molinaro	Marr	Michaels	Marsh	Kelley	Norris	Jaconski
vs. Army (2/18)	Jaconski	Hannon	Marr	Molinaro	Cecere	Maloney	Kelley	Marsh	Norris
at Stanford (2/23)	Jaconski	Hannon	Molinaro	Marr	Cecere	Kelley	Maloney	Marsh	Norris
at Stanford (2/24)	Jaconski	Hannon	Molinaro	Marr	Cecere	Kelley	Marsh	Norris	Michaels
at Stanford (2/25)	Jaconski	Hannon	Molinaro	Marr	Cecere	Kelley	Maloney	Marsh	Norris
at Davidson (3/2)	Jaconski	Hannon	Molinaro	Marr	Cecere	Norris	Marsh	Maloney	Kelley
at Davidson (3/3, 1)	Jaconski	Hannon	Molinaro	Marr	Cecere	Norris	Marsh	Michaels	Kelley
at Davidson (3/3, 2)	Jaconski	Hannon	Molinaro	Marr	Cecere	Norris	Marsh	Maloney	Gerlott
at Virginia (3/5)	Jaconski	Hannon	Molinaro	Marr	Cecere	Norris	Marsh	Maloney	Gerlott

GAME RECORDS

RECORDS WATCH

AWARDS/HONORS

INDIVIDUAL HITTING

At-Bats	7	13x; last: Jay Harry vs. Michigan State (May 9, 2022)
Runs	6	Derek Bochna vs. Chicago State (Mar. 9, 1993)
Hits	6	Jay Harry vs. Michigan State (May 9, 2022)
Doubles	3	13x; last: Johnny Piacentino vs. Michigan State (May 1, 2021)
Triples	2	7x, last: Tayven Kelley vs. Delaware State (April 8, 2023)
Home Runs	3	Johnny Piacentino vs. Northwestern (March 7, 2021)
		Kris Kremer vs. Duke (Mar. 2, 2019)
		Adam Beers vs. Purdue (May 9, 1998)
		John Schreiner vs. Lafayette (Apr. 8, 1990)
RBI	8	Aaron Novak at Charleston Southern (Mar. 8, 2015)
		Ed Washell vs. Cornell (May 12, 1984)
		Andy Onkotz vs. Buffalo (May 3, 1978)
		Don Stine vs. Dickinson (Apr. 20, 1973)
Stolen Bases	4	Ray Lopez vs. Lock Haven (Apr. 4, 1991)
		O.J. McDuffie vs. Duquesne (Apr. 15, 1990)

TEAM HITTING

Runs	28	vs. Chicago State (Mar. 9, 1993)
		at La Salle; (Mar. 22 1997)
Runs Allowed	29	vs. Ohio State (May 8, 2005)

TEAM FIELDING

Triple Plays	2	vs. Michigan State (May 6, 2014)
Last Triple Play		at Rutgers (May 7, 2023)

INDIVIDUAL PITCHING

Innings Pitched	13	Ed Kikla vs. Colgate (Apr. 20, 1960)
Strikeouts	19	Ed Drapcho vs. Pittsburgh (May 19, 1956)
Strikeouts in Relief	13	Bob Fenton vs. Bucknell (May 17, 1962)
No-Hitters	10	Bailey Dees, Tyler Shingledecker & Mason Mellott, at Navy, 2020 (1-2)
		Steven Hill vs. Iowa, April 21, 2012 (2-0)
		Nate Bump vs. Duquesne, 1995 (6-0)
		Dave June vs. IUP, 1977 (15-0)
		Mitch Lukevics vs. West Virginia, 1975 (6-0)
		Bill Micsky vs. Gettysburg, 1968 (4-0)
		Bob Fenton vs. Rider, 1963 (3-0)
		Bob Fenton vs. Cornell, 1963 (17-0)
		Ed Drapcho vs. Bucknell, 1955 (3-1)
		Jay Minnich vs. St. John's 1911 (4-0)

CAREER DOUBLES

1.	59	Jordan Steranka	2009-12
		Chris Wright	1999-02
3.	55	Joey DeBernardis	2009-12
4.	53	Michael Campo	1997-00
5.	50	Jared Sadlowski	1994-97
6.	47	Dave Hall	1990-94
		Lance Thompson	2003-06
8.	44	Cory Wine	2006-09
9.	39	Chris Netwall	1998-01
10.	38	Adam Beers	1995-98
--	28	Tayven Kelley	2020-pres.

CAREER TRIPLES

1.	15	Sean Deegan	2009-12
2.	13	Kevin Billotte	1995-98
3.	12	Jordan Steranka	2009-12
		Michael Campo	1997-00
5.	11	Russ Mushinsky	1989-92
	11	Tayven Kelley	2020-pres.
7.	10	Pat Kennedy	1953-55
		Mike DeRenzo	1999-03
9.	9	Cory Wine	2006-09
		Shawn Fagan	1997-00
		Mike Edwards	1984-87

CAREER STOLEN BASES

1.	62	Zack Smithlin	2000-03
2.	57	Michael Campo	1997-00
3.	50	Doug Keener	1984-87
4.	41	Sean Deegan	2009-12
5.	39	Kevin Billotte	1995-98
	39	Kyle Hannon	2021-pres.
7.	37	Dave Hall	1990-94
8.	36	Greg Vogel	1973-76
9.	35	Derek Bochna	1992-95
		Blake Lynd	2009-11
		Steve Snyder	2010-14
		Greg Guers	2013-16

CAREER SLUGGING PERCENTAGE

1.	.756	Dave Simononis	1978-80
2.	.625	Shawn Fagan	1997-00
3.	.615	Mike Karstetter	1985-86
4.	.612	C.J. Sichler	1985-86
5.	.552	Matt Wood	2020-22
6.	.541	Jordan Steranka	2009-12
7.	.536	Grant Norris	2023-pres.
8.	.489	Sean Deegan	2009-12
9.	.484	Joey DeBernardis	2009-12
10.	.472	Johnny Piacentino	2020-23

Adam Cecere

Big Ten Player To Watch

J.T. Marr

Big Ten Player To Watch

Matt Maloney

Big Ten Player of the Week (2/19)

Bryce Molinaro

Big Ten Player To Watch

Graduates (Degree)

Adam Cecere

(Communication, Wake Forest)

Chic DeGaetano

(Communication, Villanova)

David Lee

(Health Science, California (Pa.))

J.T. Marr

(Business Administration, College of Charleston)

Kevin Michaels

(Business, St. John's)

Grant Norris

(Sociology, Duke)

Frankie Sanchez

(Associates Degree, Southern New Hampshire)

MULTI-HIT/RBI GAMES/STREAKS

Multi-Hit Games	2024	Career	Multi-RBI Games	2024	Career
Cecere, Adam	3	42	Cecere, Adam	2	37
Marr, JT	6	39	Marr, JT	3	19
Michaels, Kevin	-	26	Kelley, Tayven	1	17
Kelley, Tavyen	1	24	Norris, Grant	3	16
Hannon, Kyle	3	22	Michaels, Kevin	-	15
Gerlott, Billy	2	21	Hannon, Kyle	1	12
Maloney, Matt	2	20	Gerlott, Billy	-	11
Norris, Grant	3	15	Marsh, Bobby	2	10
Marsh, Bobby	3	15	Maloney, Matt	3	8
Pittaro, C.J.	-	7	Pittaro, C.J.	-	5
Cease, Derek	-	5	Molinaro, Bryce	3	4
Jaconski, Joe	3	4	Jaconski, Joe	1	2
Molinaro, Bryce	3	3	Cease, Derek	-	2

Active Hit Streaks	Games	Active Reached Base Streaks	Games
Marr, J.T.	11	Cecere, Adam	11
Marsh, Bobby	4	Marr, J.T.	11
Norris, Grant	4	Marsh, Bobby	11
Molinaro, Bryce	3	Molinaro, Bryce	11
Pittaro, C.J.	3	Hannon, Kyle	9
Cease, Derek	2	Norris, Grant	9
Gerlott, Billy	2	Gerlott, Billy	5
Maloney, Matt	2	Michaels, Kevin	4
Hannon, Kyle	1	Pittaro, C.J.	3
		Cease, Derek	2
		Maloney, Matt	2

**BIG TEN STANDINGS
(Through 3/6)**

	Big Ten		Overall	
	W-L	Pct.	W-L	Pct.
Rutgers	0-0	.000	9-2	.818
Maryland	0-0	.000	10-3	.769
Nebraska	0-0	.000	7-3	.700
Indiana	0-0	.000	8-4	.667
Purdue	0-0	.000	8-4	.667
Penn State	0-0	.000	7-4	.636
Ohio State	0-0	.000	6-4	.600
Iowa	0-0	.000	6-6	.500
Northwestern	0-0	.000	5-5	.500
Minnesota	0-0	.000	5-5	.500
Illinois	0-0	.000	5-6	.455
Michigan	0-0	.000	5-8	.385
Michigan State	0-0	.000	4-7	.364



This Week Around the BIG

March 8-10

Illinois:
at Tennessee

Indiana:
host Troy

Iowa:
at Jacksonville State

Maryland:
at Charlotte

Michigan:
at Coastal Carolina

Michigan State:
at VCU, vs. Western Carolina, vs. Western Michigan

Minnesota:
at Gonzaga

Nebraska:
host South Alabama

Northwestern:
at Louisville

Ohio State:
at Cal Poly

Penn State:
vs. Harvard

Purdue:
host Albany

Rutgers:
at High Point

NITTANY LIONS IN PROS

Level	Years at PSU	2023 Team	2023 Organization
TRIPLE-A			
Justin Hagenman, P	2016-18	Worcester	Boston Red Sox
Jim Haley, 3B	2014-16	Lehigh Valley	Philadelphia Phillies
Taylor Lehman, P	2015-18	Lehigh Valley	Philadelphia Phillies
DOUBLE-A			
Dante Biasi, P	2017-18	NW Arkansas	Kansas City Royals
Bailey Dees, P	2018-21	Somerset	New York Yankees
HIGH-A			
Conor Larkin, P	2018-21	Vancouver	Toronto Blue Jays
Kyle Virbitsky, P	2018-21	Aberdeen	Baltimore Orioles
Justin Williams, 3B	2019-21	Asheville	Houston Astros
Matt Wood, C	2020-22	Wisconsin	Milwaukee Brewers
SINGLE-A			
Jay Harry, SS	2021-23	Fort Myers	Minnesota Twins
ROOKIE			
Daniel Ouderkirk, P	2023	AZL Mariners	Seattle Mariners

THE LAST TIME...

A Penn State Team

Won 10 or more consecutive games.....April 14-30, 2000
 Scored 10 or more runs in a game.....14, at Davidson (Game 1); March 3, 2024
 Scored 20 or more runs in a game27, Michigan State; May 1, 2021
 Had a 10+ run inning.....10 (4th), vs. Ohio State; April 23, 2023
 Had 20+ hits.....21, Pitt; March 28, 2023
 Did not strikeout.....vs. Niagara; March 18, 2016
 Turned a triple play.....1st inning, at Rutgers; May 7, 2023
 Shut out an opponent.....vs. UMass (1-0); March 13, 2022
 Shut out consecutive opponents.....vs. Monmouth (1-0); February 15, 2019/vs. Monmouth (7-0), February 16, 2019
 Was shut out at home.....Milwaukee (12-0); March 20, 2022
 Was shut out on the road.....at Rutgers (10-0); May 6, 2023
 Was shut out in consecutive games..... at Delaware (5-0); March 18, 2017/Delaware (8-0); March 19, 2017
 Swept a three-game series at homeOhio State; April 21-23, 2023
 Swept a three-game series on the road.....at Northwestern; April 15-17, 2016
 Swept a three-game conference series at home.....Ohio State; April 21-23, 2022
 Swept a three-game conference series on the road.....at Northwestern; April 15-17, 2016
 Beat a ranked opponent.....vs. No. 20 Maryland (5-3); May 19, 2023
 Beat a ranked opponent on the road.....at #22 Miami (9-5); February 17, 2023
 Beat a Top-5 ranked opponent.....at #1 North Carolina (3-2); March 3, 2007
 Won a series against a ranked opponent.....at #16 Michigan (four games); April 12-13, 2007
 Won a series against a ranked opponent on the road.....at #16 Michigan (four games); April 12-13, 2007
 Played an extra-inning game.....vs. Monmouth (W, 6-5, 10); February 16, 2024
 Played a 12+ inning game.....vs. Brown (W, 6-4, 12); March 11, 2023
 Played a 15+ inning game Illinois (L, 4-2, 15); April 25, 2015

A Penn State Player

Hit two home runs in a game.....Jay Harry, vs. Brown; March 11, 2023
 Multiple players with two home runs in a game.....Billy Gerlott/Kyle Hannon/Matt Wood (2), at Ohio State; May 13, 2022
 Hit three home runs in a game.....Johnny Piacentino (3), vs. Northwestern; March 7, 2021
 Led off game with a home run.....Joe Jaconski, at Stanford; February 25, 2024
 Hit a grand slam.....Johnny Piacentino (1st), vs. Ohio State; April 21, 2023
 Hit back-to-back homers.....Kyle Hannon/Thomas Bramley (3rd), vs. Indiana; April 2, 2023
 Hit a walk-off home run.....Jay Harry, vs. Brown; March 11, 2023
 Hit a pinch-hit home run.....Billy Gerlott, at Minnesota; April 24, 2022
 Hit an inside-the-park home run.....Kris Kremer, Pittsburgh; April 10, 2019
 Had five or more RBI in a game.....Ben Kailher (5), vs. Holy Cross; March 6, 2023
 Had seven or more RBI in a game.....Aaron Novak (8), at Charleston Southern; March 8, 2015
 Had four hits in a game.....J.T. Marr (4), at Stanford; February 23, 2024
 Had five hits in a game.....Jay Harry (6), Michigan State; May 9, 2022
 Had six hits in a game.....Jay Harry (6), Michigan State; May 9, 2022
 Had two hits in an inning.....Tayven Kelley, vs. Pitt (8th); March 28, 2023
 Stole three or more bases.....Kyle Hannon, vs. Monmouth; February 17, 2024
 Had a 10-game hit streak.....J.T. Marr (11); February 16-March 5, 2024*
 Had a 20-game hit streak.....Matt Wood (26); March 25-May 9, 2022

Had 10 or more strikeouts.....Travis Luensmann (10), vs. Indiana; April 1, 2023
 Had 10 or more strikeouts in back-to-back starts.....Daniel Ouderkirk (11 vs. Dartmouth, 3/4/23; 10 vs. Brown, 3/10/23)
 Pitched a complete game.....Jaden Henline, Michigan State; May 8, 2022
 Pitched a nine-inning complete game.....Jaden Henline, Michigan State; May 8, 2022
 Pitched a combined nine-inning shutout....Mason Mellott/Tyler Shingledecker/Jaden Henline, vs. UMass; March 13, 2022
 Pitched an individual nine-inning shutout.....Greg Welsh, Michigan State; May 17, 2013
 Pitched an individual no-hitter.....Steven Hill, at Iowa; April 21, 2012

*Active Streak

**PAGE 10 | PENN STATE VS. HARVARD
HITTING/PITCHING CAREER BESTS**



#11 MASON BUTASH, P

Career Bests

IP	3.0	vs. Army	2/18/24
Longest Start	3.0	vs. Army	2/18/24
Longest Relief	1.0	at Davidson	3/3/24
Hits	0	at Davidson	3/3/24
Runs	0	2x, last at Davidson	3/3/24
Earned Runs	0	2x, last at Davidson	3/3/24
Walks	0	2x, last at Davidson	3/3/24
Strikeouts	5	vs. Army	2/18/24



#34 CJ CARMICHAEL, IF

Career Bests

Hits	n/a
Runs	n/a
Doubles	n/a
Triples	n/a
Home Runs	n/a
RBI	n/a
Walks	n/a
Stolen Bases	n/a



#19 DEREK CEASE, IF

Career Bests

Hits	3	at Pitt	5/17/22
Runs	2	3x, last vs. Omaha	4/30/22
Doubles	1	5x, last at Omaha	5/10/23
Triples	n/a		
Home Runs	n/a		
RBI	2	2x, last vs. Delaware State	4/8/23
Walks	2	3x, last vs. Iowa	5/28/22
Stolen Bases	1	3x, last vs. Michigan State	5/8/22



#12 ADAM CECERE, OF

Career Bests

Hits	4*	vs. Miami	5/27/22
Runs	4*	vs. Towson	2/25/23
Doubles	2*	vs. Binghamton	2/24/23
Triples	1*	2x, last at Boston College	4/3/22
Home Runs	2*	5x, last vs. Illinois	2/19/23
RBI	4*	2x, last at UNC Greensboro	2/24/23
Walks	2	19x, last at Davidson	3/3/24
Stolen Bases	1	4x, last at Stanford	2/24/24

*At Wake Forest (2020-23)



#43 JACOB COFFIN, P

Career Bests

IP	4.0	vs. Holy Cross	3/5/23
Longest Start	n/a		
Longest Relief	4.0	vs. Holy Cross	3/5/23
Hits	0	at Miami	2/18/23
Runs	0	2x, last vs. Holy Cross	3/5/23
Earned Runs	0	3x, last at Michigan	3/25/23
Walks	0	2x, last vs. Brown	3/11/23
Strikeouts	4	vs. Holy Cross	3/5/23



#36 AIDEN COLEMAN, P

Career Bests

IP	n/a
Longest Start	n/a
Longest Relief	n/a
Hits	n/a
Runs	n/a
Earned Runs	n/a
Walks	n/a
Strikeouts	n/a

HITTING/PITCHING CAREER BESTS



#31 CHIC DEGAETANO, P

Career Bests

IP	7.0*	vs. Lafayette	4/5/22
Longest Start	7.0*	vs. Lafayette	4/5/22
Longest Relief	6.0*	vs. Xavier	4/21/23
Hits	0	8x, last at Davidson	3/3/24
Runs	0	18x, last at Virginia	3/5/24
Earned Runs	0	19x, last at Virginia	3/5/24
Walks	0	11x, last at Virginia	3/5/24
Strikeouts	10*	vs. Lafayette	4/5/22

* At Villanova (2020-23)



#10 BEN DEMELL, P

Career Bests

IP	4.1	vs. Brown	3/11/23
Longest Start	3.2	vs. Binghamton	3/21/23
Longest Relief	4.1	vs. Brown	3/11/23
Hits	0	vs. Army	2/17/24
Runs	0	5x, last at Virginia	3/5/24
Earned Runs	0	5x, last at Virginia	3/5/24
Walks	0	5x, last vs. Army	2/17/24
Strikeouts	6	vs. Wagner	3/4/23



#14 MICHAEL DIMARTINI, IF

Career Bests

Hits	n/a
Runs	n/a
Doubles	n/a
Triples	n/a
Home Runs	n/a
RBI	n/a
Walks	n/a
Stolen Bases	n/a



#3 BILLY GERLOTT, OF

Career Bests

Hits	4	at Ohio State	5/13/22
Runs	3	at Ohio State	5/13/22
Doubles	2	2x, last vs. Northern Illinois	2/24/23
Triples	1	3x, last at Michigan	3/25/23
Home Runs	2	at Ohio State	5/13/22
RBI	5	at Ohio State	5/13/22
Walks	3	vs. Ohio State	4/21/23
Stolen Bases	1	6x, last vs. Delaware State	4/8/23



#2 KYLE HANNON, IF

Career Bests

Hits	3	3x, last vs. Brown	3/11/23
Runs	3	3x, last vs. Bucknell	4/4/23
Doubles	1	16x, last at Davidson	3/2/24
Triples	1	4x, last at Stanford	2/25/24
Home Runs	2	at Ohio State	5/13/22
RBI	3	2x, last at Stanford	2/23/24
Walks	4	at Davidson	3/3/24
Stolen Bases	3	2x, last vs. Army	2/17/24



#24 JADEN HENLINE, P

Career Bests

IP	9.0	vs. Michigan State	5/8/22
Longest Start	9.0	vs. Michigan State	5/8/22
Longest Relief	6.0	2x, last vs. Brown	3/11/23
Hits	0	5x, last at Miami	2/17/23
Runs	0	11x, last vs. Brown	3/11/23
Earned Runs	0	12x, last vs. Brown	3/11/23
Walks	0	19x, last at Stanford	2/24/24
Strikeouts	6	3x, last vs. Michigan State	5/8/22

**PAGE 12 | PENN STATE VS. HARVARD
HITTING/PITCHING CAREER BESTS**



#27 MASON HORWAT, P

Career Bests

IP	5.0	at Davidson	3/3/24
Longest Start	n/a		
Longest Relief	5.0	at Davidson	3/3/24
Hits	1	2x, last at Davidson	3/3/24
Runs	0	at Stanford	2/24/24
Earned Runs	0	2x, last at Stanford	2/24/24
Walks	0	vs. Monmouth	2/16/24
Strikeouts	3	2x, last vs. Army	2/18/24



#4 MASON HOWELL, C

Career Bests

Hits	n/a
Runs	n/a
Doubles	n/a
Triples	n/a
Home Runs	n/a
RBI	n/a
Walks	n/a
Stolen Bases	n/a



#1 JOE JACONSKI, IF/OF

Career Bests

Hits	3	vs. Army	2/17/24
Runs	1	5x, last at Davidson	3/3/24
Doubles	1	at Stanford	2/24/24
Triples	n/a		
Home Runs	1	at Stanford	2/25/24
RBI	2	2x, last at Stanford	2/24/24
Walks	4	at Stanford	2/23/24
Stolen Bases	n/a		

* At North Carolina (2022-23)



#13 TAYVEN KELLEY, OF

Career Bests

Hits	3	5x, last vs. Delaware State	4/8/23
Runs	3	3x, last vs. Delaware State	4/8/23
Doubles	2	vs. Wagner	3/4/23
Triples	2	vs. Delaware State	4/8/23
Home Runs	1	7x, last vs. Army	2/18/24
RBI	4	2x, last vs. Army	2/18/24
Walks	3	vs. Iowa	4/29/23
Stolen Bases	2	vs. Holy Cross	3/5/23



#29 CARSON KOHLS, P

Career Bests

IP	3.2	vs. West Virginia	4/12/22
Longest Start	2.2	2x, last vs. Army	2/17/24
Longest Relief	3.2	vs. West Virginia	4/12/22
Hits	0	8x, last at Nebraska	5/12/23
Runs	0	13x, last at Nebraska	5/12/23
Earned Runs	0	18x, last at Nebraska	5/12/23
Walks	0	13x, last at Nebraska	5/12/23
Strikeouts	5	vs. Bucknell	4/6/22



#15 DAVID LEE, P

Career Bests

IP	2.1	2x, last at Davidson	3/3/24
Longest Start	n/a		
Longest Relief	2.1	2x, last at Davidson	3/3/24
Hits	0	8x, last at Virginia	3/5/24
Runs	0	10x, last at Virginia	3/5/24
Earned Runs	0	12x, last at Virginia	3/5/24
Walks	0	9x, last at Davidson	3/3/24
Strikeouts	3*	vs. Minnesota State	3/7/23

* At California (Pa.) (2020-23)

HITTING/PITCHING CAREER BESTS



#16 JAMES LORDI, P

Career Bests

IP	2.2	vs. Army	2/17/24
Longest Start	n/a		
Longest Relief	2.2	vs. Army	2/17/24
Hits	3	vs. Army	2/17/24
Runs	1	vs. Army	2/17/24
Earned Runs	1	vs. Army	2/17/24
Walks	0	vs. Army	2/17/24
Strikeouts	2	at Davidson	3/2/24



#33 TRAVIS LUENSMANN, P

Career Bests

IP	7.0	at Rutgers	5/7/23
Longest Start	6.0	4x, last vs. Monmouth	2/16/24
Longest Relief	7.0	at Rutgers	5/7/23
Hits	0*	2x, last at Winthrop	3/2/21
Runs	0	8x, last vs. Delaware State	4/7/23
Earned Runs	0	10x, last vs. Delaware State	4/7/23
Walks	0	5x, last at Northwestern	4/9/22
Strikeouts	10	vs. Indiana	4/1/23



#18 MATT MALONEY, C

Career Bests

Hits	3*	4x, last vs. UMass	5/18/23
Runs	4*	vs. UMass	5/18/23
Doubles	2*	at St. Bonaventure	5/7/22
Triples	1*	vs. St. Bonaventure	5/12/23
Home Runs	1	4x, last vs. Army	2/18/24
RBI	4	2x, last vs. Army	2/18/24
Walks	2*	3x, last vs. UMass	5/18/23
Stolen Bases	1*	9x, last vs. St. Bonaventure	5/11/23

*At Dayton (2022-23)



#40 J.T. MARR, C

Career Bests

Hits	5*	at Monmouth	4/14/23
Runs	4*	at Monmouth	4/14/23
Doubles	2*	vs. Hofstra	4/9/23
Triples	1*	4x, last vs. The Citadel	5/17/22
Home Runs	2*	vs. William & Mary	4/16/22
RBI	4	3x, last at Davidson	3/3/24
Walks	3*	vs. Charleston Southern	4/11/23
Stolen Bases	1*	19x, last at Georgia Southern	4/26/23

* At College of Charleston (2022-23)



#28 BOBBY MARSH, 1B/OF

Career Bests

Hits	2	15x, last at Virginia	3/5/24
Runs	3	at Purdue	4/14/23
Doubles	2	2x, last vs. Maryland	5/18/23
Triples	n/a		
Home Runs	1	6x, last at Nebraska	5/12/23
RBI	4	vs. Maryland	5/18/23
Walks	3	at Stanford	2/23/24
Stolen Bases	1	2x, last vs. Army	2/18/24



#46 JACK MESSINA, P

Career Bests

IP	n/a		
Longest Start	n/a		
Longest Relief	n/a		
Hits	n/a		
Runs	n/a		
Earned Runs	n/a		
Walks	n/a		
Strikeouts	n/a		

**PAGE 14 | PENN STATE VS. HARVARD
HITTING/PITCHING CAREER BESTS**



#32 KEVIN MICHAELS, IF

Career Bests

Hits	5*	3x, last vs. Georgetown	5/15/22
Runs	3*	4x, last at LIU	3/15/23
Doubles	2*	vs. Creighton	4/16/22
Triples	1*	2x, last vs. Butler	4/22/22
Home Runs	2*	vs. Sacred Heart	3/18/22
RBI	6*	vs. Sacred Heart	3/18/22
Walks	3*	at Marshall	3/4/23
Stolen Bases	1*	vs. Quinnipiac	3/26/22

* At St. John's (2022-23)



#41 ZACH MIZRAHI, P

Career Bests

IP	n/a
Longest Start	n/a
Longest Relief	n/a
Hits	n/a
Runs	n/a
Earned Runs	n/a
Walks	n/a
Strikeouts	n/a



#23 BRYCE MOLINARO, IF

Career Bests

Hits	3	at Stanford	2/23/24
Runs	3	2x, last at Davidson	3/3/24
Doubles	1	at Virginia	3/5/24
Triples	n/a		
Home Runs	1	2x, last at Stanford	2/24/24
RBI	3	at Davidson	3/3/24
Walks	2	at Stanford	2/23/24
Stolen Bases	n/a		



#26 MATT MORASH, P

Career Bests

IP	2.2	2x, last at Stanford	2/25/24
Longest Start	n/a		
Longest Relief	2.2	2x, last at Stanford	2/25/24
Hits	2	vs. Army	2/17/24
Runs	0	at Stanford	2/25/24
Earned Runs	0	at Stanford	2/25/24
Walks	0	2x, last at Virginia	3/5/24
Strikeouts	2	at Davidson	3/2/24



#0 GRANT NORRIS, IF

Career Bests

Hits	3	2x, last at Stanford	2/24/24
Runs	3	2x, last at Stanford	2/24/24
Doubles	1	10x, last at Davidson	3/2/24
Triples	1	3x, last vs. Maryland	5/18/23
Home Runs	1	10x, last at Stanford	2/24/24
RBI	4	2x, last at Stanford	2/24/24
Walks	3	at Stanford	2/25/24
Stolen Bases	2	vs. Delaware State	4/8/23



#38 ALEX PAK, P

Career Bests

IP	n/a
Longest Start	n/a
Longest Relief	n/a
Hits	n/a
Runs	n/a
Earned Runs	n/a
Walks	n/a
Strikeouts	n/a

HITTING/PITCHING CAREER BESTS




#21 WILL PERKOWSKI, 1B/P

Career Bests			
IP	1.0	at Davidson	3/2/24
Longest Start	n/a		
Longest Relief	1.0	at Davidson	3/2/24
Hits	0	2x, last at Virginia	3/5/24
Runs	0	2x, last at Virginia	3/5/24
Earned Runs	0	2x, last at Virginia	3/5/24
Walks	0	2x, last at Virginia	3/5/24
Strikeouts	1	2x, last at Virginia	3/5/24



#7 CJ PITTARO, IF

Career Bests			
Hits	2	7x, last vs. Maryland	5/20/23
Runs	2	3x, last vs. Pitt	3/28/23
Doubles	1	4x, last at Omaha	5/10/23
Triples	1	vs. Maryland	5/20/23
Home Runs	n/a		
RBI	3	2x, last vs. Rutgers	3/26/22
Walks	2	2x, last vs. Purdue	4/14/22
Stolen Bases	1	vs. Bucknell	4/6/22



#25 CHASE RENNER, P

Career Bests			
IP	2.2	at Miami	2/18/23
Longest Start	1.0	vs. Rutgers	3/25/22
Longest Relief	2.2	at Miami	2/18/23
Hits	0	4x, last vs. West Virginia	4/10/22
Runs	0	7x, last vs. Iowa	5/28/22
Earned Runs	0	7x, last vs. Iowa	5/28/22
Walks	0	4x, last at Minnesota	4/22/22
Strikeouts	4	vs. Bucknell	4/6/22



#20 FRANKIE SANCHEZ, P


Career Bests			
IP	7.0*	3x, last vs. Pace	5/19/23
Longest Start	7.0*	3x, last vs. Pace	5/19/23
Longest Relief	5.2*	vs. North Greenville	6/7/23
Hits	0*	7x, last vs. North Greenville	6/7/23
Runs	0	14x, last at Stanford	2/25/24
Earned Runs	0	15x, last at Stanford	2/25/24
Walks	0*	11x, last at Mollooy	5/6/23
Strikeouts	9	2x, last vs. Army	2/17/24

* At Southern New Hampshire (2022-23)



#30 ANTHONY STEELE, P

Career Bests			
IP	2.2	vs. Army	2/18/24
Longest Start	0.2	vs. Bucknell	4/6/22
Longest Relief	2.2	vs. Army	2/18/24
Hits	0	5x, last at Virginia	3/5/24
Runs	0	13x, last at Virginia	3/5/24
Earned Runs	0	14x, last at Virginia	3/5/24
Walks	0	7x, last vs. Army	2/18/24
Strikeouts	5	vs. Army	2/18/24



#9 CONNOR THRONEBERRY, P

Career Bests			
IP	2.2	vs. Holy Cross	3/5/23
Longest Start	n/a		
Longest Relief	2.2	vs. Holy Cross	3/5/23
Hits	0	5x, last at Stanford	2/25/24
Runs	0	7x, last at Stanford	2/25/24
Earned Runs	0	8x, last at Stanford	2/25/24
Walks	0	9x, last at Virginia	3/5/24
Strikeouts	3	vs. Holy Cross	3/5/23

**PAGE 16 | PENN STATE VS. HARVARD
HITTING/PITCHING CAREER BESTS**



#6 TY TORTI, IF

Career Bests

Hits	1	vs. Binghamton	3/21/23
Runs	1	2x, last vs. Binghamton	3/21/23
Doubles	n/a		
Triples	n/a		
Home Runs	n/a		
RBI	n/a		
Walks	2	vs. Wagner	3/4/23
Stolen Bases	n/a		



#22 BRANDON WINGENROTH, P

Career Bests

IP	n/a
Longest Start	n/a
Longest Relief	n/a
Hits	n/a
Runs	n/a
Earned Runs	n/a
Walks	n/a
Strikeouts	n/a



#35 ADIN ZORN, OF

Career Bests

Hits	n/a
Runs	n/a
Doubles	n/a
Triples	n/a
Home Runs	n/a
RBI	n/a
Walks	n/a
Stolen Bases	n/a

CAREER STATS

#14 MICHAEL DIMARTINI IF R/R FR. 6-1/205 SOUTH FAYETTE, PA.

Year	Avg	GP-GS	AB	R	H	2B	3B	HR	RBI	TB	SLG%	BB	HBP	SO	GDP	OB%	SF	SH	SB-ATT	PO	A	E	FLD%
2024	-	-	-	-	-	-	-	-	-	-	-	-	-	-	-	-	-	-	-	-	-	-	-
TOTAL	-	-	-	-	-	-	-	-	-	-	-	-	-	-	-	-	-	-	-	-	-	-	-

#3 BILLY GERLOTT OF R/R R-JR. 6-1/181 AUBURN, PA.

Year	Avg	GP-GS	AB	R	H	2B	3B	HR	RBI	TB	SLG%	BB	HBP	SO	GDP	OB%	SF	SH	SB-ATT	PO	A	E	FLD%
2021	-	-	-	-	-	-	-	-	-	-	-	-	-	-	-	-	-	-	-	-	-	-	-
2022	.237	54-51	190	25	45	12	2	6	33	79	.416	23	5	52	7	.332	2	0	4-6	83	3	1	.989
2023	.241	46-43	141	18	34	3	1	2	17	45	.319	25	4	33	2	.371	0	0	4-4	82	1	1	.988
2024	.500	8-2	10	6	5	1	0	0	0	6	.600	2	1	1	0	.615	0	1	0-1	10	1	0	1.000
TOTAL	.246	108-96	341	49	84	16	3	8	50	130	.381	50	10	86	9	.357	2	1	8-11	175	5	2	.989

#2 KYLE HANNON IF/OF L/R SR. 5-10/186 HARRISBURG, PA.

Year	Avg	GP-GS	AB	R	H	2B	3B	HR	RBI	TB	SLG%	BB	HBP	SO	GDP	OB%	SF	SH	SB-ATT	PO	A	E	FLD%
2021	.133	12-9	30	3	4	1	1	0	1	7	.233	2	0	12	0	.188	0	1	0-0	15	0	0	1.000
2022	.230	36-34	126	20	29	7	1	4	19	51	.397	15	2	34	3	.319	1	0	7-7	30	72	14	.879
2023	.293	49-49	181	51	53	10	2	7	25	88	.486	31	4	31	2	.402	3	0	27-34	89	130	8	.965
2024	.213	11-11	47	10	10	1	1	0	7	13	.277	9	0	11	3	.339	0	0	5-6	23	32	2	.965
TOTAL	.250	108-103	384	84	96	19	5	11	52	158	.411	57	6	88	8	.353	4	1	39-47	157	234	24	.942

#24 JADEN HENLINE P L/R SR. 6-2/170 NEW CUMBERLAND, PA.

Year	ERA	W-L	App	GS	CG	SHO	SV	IP	H	R	ER	BB	SO	2B	3B	HR	BF	B/Avg	WP	HBP	BK	SFA	SHA
2021	3.72	0-1	9	3	0	0/0	0	19.1	17	8	8	8	22	2	0	2	86	.230	1	3	0	0	1
2022	5.64	2-3	17	7	1	0/1	3	59.0	74	44	37	16	56	18	4	6	263	.310	6	3	0	1	4
2023	4.70	5-3	15	9	0	0/0	1	61.1	78	39	32	17	35	10	1	3	278	.315	3	5	1	4	4
2024	5.00	2-0	2	2	0	0/0	0	9.0	10	5	5	1	3	1	0	1	36	.294	1	0	0	0	1
TOTAL	4.96	9-7	43	21	1	0/1	4	148.2	179	96	82	42	116	31	5	12	663	.301	11	11	1	5	10

#27 MASON HORWAT P R/R FR. 6-1/185 PITTSBURGH, PA.

Year	ERA	W-L	APP	GS	CG	SHO	SV	IP	H	R	ER	BB	SO	2B	3B	HR	BF	BAA	WP	HBP	BK	SFA	SHA
2024	4.91	1-0	4	1	0	0/0	1	11.0	9	7	6	4	7	1	0	1	46	.220	1	1	0	0	0
TOTAL	4.91	1-0	4	1	0	0/0	1	11.0	9	7	6	4	7	1	0	1	46	.220	1	1	0	0	0

#4 MARTIN HOWELL C R/R FR. 6-2/205 GILLETTE, N.J.

Year	Avg	GP-GS	AB	R	H	2B	3B	HR	RBI	TB	SLG%	BB	HBP	SO	GDP	OB%	SF	SH	SB-ATT	PO	A	E	FLD%
2024	-	-	-	-	-	-	-	-	-	-	-	-	-	-	-	-	-	-	-	-	-	-	-
TOTAL	-	-	-	-	-	-	-	-	-	-	-	-	-	-	-	-	-	-	-	-	-	-	-

#1 JOE JACONSKI IF L/R JR. 6-0/190 PLYMOUTH MEETING, PA.

Year	Avg	GP-GS	AB	R	H	2B	3B	HR	RBI	TB	SLG%	BB	HBP	SO	GDP	OB%	SF	SH	SB-ATT	PO	A	E	FLD%
2022*	.174	20-5	23	1	4	0	0	0	0	4	.174	2	1	6	1	.269	0	0	0-0	13	4	0	1.000
2023*	.000	4-0	4	0	0	0	0	0	2	0	.000	0	0	2	0	.000	1	0	0-0	0	0	1	.000
2024	.306	11-10	36	6	11	1	0	1	6	15	.417	10	2	10	0	.459	0	1	0-3	53	4	1	.983
TOTAL	.238	35-15	63	7	15	1	0	1	8	19	.302	12	3	18	1	.380	1	1	0-3	66	8	2	.974

* At North Carolina

#13 TAYVEN KELLEY OF R/R SR.+ 6-3/198 BOILING SPRINGS, PA.

Year	Avg	GP-GS	AB	R	H	2B	3B	HR	RBI	TB	SLG%	BB	HBP	SO	GDP	OB%	SF	SH	SB-ATT	PO	A	E	FLD%
2020	.188	9-4	16	4	3	2	0	0	1	5	.313	3	1	8	0	.350	0	0	0-0	10	0	0	1.000
2021	.238	28-27	101	8	24	8	2	1	9	39	.386	10	1	37	2	.313	0	3	0-2	53	1	4	.931
2022	.192	49-43	172	20	33	6	4	0	20	47	.273	9	1	66	4	.236	0	1	2-3	92	2	6	.940
2023	.246	46-45	171	33	42	12	5	4	31	76	.444	15	0	63	1	.306	0	1	4-5	88	2	6	.938
2024	.152	10-8	33	7	5	0	0	2	5	11	.333	1	1	10	0	.200	0	0	1-1	18	1	0	1.000
TOTAL	.217	142-127	493	72	107	28	11	7	66	178	.361	38	4	184	7	.279	0	5	7-11	261	6	16	.943

CAREER STATS

#29 CARSON KOHLS P R/R SR. 6-0/209 SACRAMENTO, CALIF.

Year	ERA	W-L	App	GS	CG	SHO	SV	IP	H	R	ER	BB	SO	2B	3B	HR	BF	B/Avg	WP	HBP	BK	SFA	SHA
2021	3.18	0-0	5	0	0	0/0	0	5.2	7	3	2	2	4	1	1	1	27	.304	1	2	0	0	0
2022	4.60	2-0	18	1	0	0/0	0	29.1	29	20	15	21	25	1	2	1	136	.269	5	4	1	1	2
2023	7.36	0-0	9	0	0	0/0	0	7.1	9	8	6	6	4	1	1	1	36	.321	4	1	0	1	0
2024	23.62	0-1	1	1	0	0/0	0	2.2	7	7	7	1	1	1	0	1	16	.500	0	1	0	0	0
TOTAL	6.00	2-1	33	2	0	0/0	0	45.0	52	38	30	30	34	4	4	4	215	.301	10	8	1	2	2

#15 DAVID LEE P R/R SR. 6-2/210 PITTSBURGH, PA.

Year	ERA	W-L	App	GS	CG	SHO	SV	IP	H	R	ER	BB	SO	2B	3B	HR	BF	B/Avg	WP	HBP	BK	SFA	SHA
2020*	-	-	-	-	-	-	-	-	-	-	-	-	-	-	-	-	-	-	-	-	-	-	-
2021*	-	-	-	-	-	-	-	-	-	-	-	-	-	-	-	-	-	-	-	-	-	-	-
2022*	-	-	-	-	-	-	-	-	-	-	-	-	-	-	-	-	-	-	-	-	-	-	-
2023*	4.50	3-0	11	0	0	0/0	1	12.0	7	8	6	12	13	2	0	0	59	.163	4	3	0	1	0
2024	1.12	1-0	5	0	0	0/0	1	8.0	5	2	1	1	5	0	0	0	33	.179	1	3	0	0	1
TOTAL	3.15	4-0	16	0	0	0/0	2	20.0	12	10	7	13	18	2	0	0	92	.169	5	6	0	1	1

* At California (Pa.)

#16 JAMES LORDI P L/L R-FR. 6-0/192 JIM THORPE, PA.

Year	ERA	W-L	APP	GS	CG	SHO	SV	IP	H	R	ER	BB	SO	2B	3B	HR	BF	BAA	WP	HBP	BK	SFA	SHA
2023	-	-	-	-	-	-	-	-	-	-	-	-	-	-	-	-	-	-	-	-	-	-	-
2024	9.64	0-0	2	0	0	0/0	0	4.2	8	5	5	1	3	2	0	1	24	.400	0	2	0	0	1
TOTAL	9.64	0-0	2	0	0	0/0	0	4.2	8	5	5	1	3	2	0	1	24	.400	0	2	0	0	1

#33 TRAVIS LUENSMANN P R/R SR. 6-6/234 ALTOONA, PA.

Year	ERA	W-L	App	GS	CG	SHO	SV	IP	H	R	ER	BB	SO	2B	3B	HR	BF	B/Avg	WP	HBP	BK	SFA	SHA
2021*	15.43	0-1	4	0	0	0/0	0	2.1	4	6	4	1	2	2	0	0	12	.333	0	0	1	0	0
2022	4.52	2-3	15	12	0	0/0	2	67.2	68	43	34	34	78	5	3	3	313	.256	7	5	0	3	5
2023	4.35	6-5	14	6	0	0/0	1	60.0	54	38	29	39	59	7	3	3	283	.243	8	18	0	3	1
2024	7.71	1-1	3	3	0	0/0	0	11.2	9	11	10	12	5	1	0	1	58	.220	1	4	0	1	0
TOTAL	4.89	9-10	36	21	0	0/0	3	141.2	135	98	77	86	144	15	6	7	666	.250	16	27	1	7	6
at PSU	4.72	9-9	32	21	0	0/0	3	139.1	131	92	73	85	142	13	6	7	654	.248	16	27	0	7	6

*At South Carolina

#18 MATT MALONEY C L/R JR. 5-11/170 WINDHAM, N.H.

Year	Avg	GP-GS	AB	R	H	2B	3B	HR	RBI	TB	SLG%	BB	HBP	SO	GDP	OB%	SF	SH	SB-ATT	PO	A	E	FLD%
2022*	.248	41-32	117	14	29	6	0	0	14	35	.299	11	8	32	1	.348	2	0	5-8	238	22	9	.967
2023*	.297	50-40	145	34	43	3	1	3	16	57	.393	15	9	45	2	.390	3	0	4-7	241	21	2	.992
2024	.346	8-8	26	8	9	1	0	1	13	13	.500	6	0	5	0	.441	2	0	0-1	53	9	0	1.000
TOTAL	.281	99-80	288	56	81	10	1	4	43	105	.365	32	17	82	3	.378	7	0	9-16	532	52	11	.982

*At Dayton

#40 J.T. MARR C L/R GR. 6-0/190 FORT MILL, S.C.

Year	Avg	GP-GS	AB	R	H	2B	3B	HR	RBI	TB	SLG%	BB	HBP	SO	GDP	OB%	SF	SH	SB-ATT	PO	A	E	FLD%
2022*	.298	57-57	228	39	68	9	4	7	42	106	.465	16	3	38	6	.348	3	0	13-13	396	31	2	.995
2023*	.298	43-42	171	24	51	9	0	3	27	69	.404	12	5	29	2	.351	6	0	6-6	286	18	1	.997
2024	.429	11-11	49	9	21	2	0	1	11	26	.531	2	0	8	1	.442	1	0	0-0	10	0	0	1.000
TOTAL	.313	111-110	448	72	140	20	4	11	79	201	.449	30	8	75	9	.359	10	0	19-19	692	49	3	.996

*At College of Charleston

#28 BOBBY MARSH OF/1B L/L FR. 6-3/194 BELLEFONTE, PA.

Year	Avg	GP-GS	AB	R	H	2B	3B	HR	RBI	TB	SLG%	BB	HBP	SO	GDP	OB%	SF	SH	SB-ATT	PO	A	E	FLD%
2023	.310	44-38	145	33	45	13	0	6	35	76	.524	14	5	34	2	.388	1	0	0-0	8	1	1	.900
2024	.364	11-11	33	6	12	1	0	0	6	13	.394	5	3	5	0	.488	0	0	2-2	9	1	1	.909
TOTAL	.320	55-49	178	39	57	14	0	6	41	89	.500	19	8	39	2	.408	1	0	2-2	17	2	2	.905

CAREER STATS

#46 JACK MESSINA 1B/P L/L FR. 6-0/205 STATE COLLEGE, PA.

Year	Avg	GP-GS	AB	R	H	2B	3B	HR	RBI	TB	SLG%	BB	HBP	SO	GDP	OB%	SF	SH	SB-ATT	PO	A	E	FLD%
2024	-	-	-	-	-	-	-	-	-	-	-	-	-	-	-	-	-	-	-	-	-	-	-
TOTAL	-	-	-	-	-	-	-	-	-	-	-	-	-	-	-	-	-	-	-	-	-	-	-

#32 KEVIN MICHAELS IF R/R GR. 5-11/175 ENCININTAS, CALIF.

Year	Avg	GP-GS	AB	R	H	2B	3B	HR	RBI	TB	SLG%	BB	HBP	SO	GDP	OB%	SF	SH	SB-ATT	PO	A	E	FLD%
2022*	.330	49-49	188	34	62	15	2	7	46	102	.543	13	6	24	5	.389	1	0	1-3	70	122	25	.885
2023*	.219	39-35	137	25	30	8	0	1	10	41	.299	17	6	34	1	.327	2	0	0-1	43	84	5	.962
2024	.200	5-5	15	1	3	0	0	0	1	3	.200	3	1	2	0	.368	0	0	0-0	38	2	0	1.000
TOTAL	.279	93-89	340	60	95	23	2	8	57	146	.429	33	13	60	6	.362	3	0	1-4	151	208	30	.923

*At St. John's

#41 ZACH MIZRAHI P L/L JR. 6-1/195 JACKSONVILLE, FLA.

Year	ERA	W-L	APP	GS	CG	SHO	SV	IP	H	R	ER	BB	SO	2B	3B	HR	BF	BAA	WP	HBP	BK	SFA	SHA
2024	-	-	-	-	-	-	-	-	-	-	-	-	-	-	-	-	-	-	-	-	-	-	-
TOTAL	-	-	-	-	-	-	-	-	-	-	-	-	-	-	-	-	-	-	-	-	-	-	-

#23 BRYCE MOLINARO IF R/R SO. 6-0/190 DRUMS, PA.

Year	Avg	GP-GS	AB	R	H	2B	3B	HR	RBI	TB	SLG%	BB	HBP	SO	GDP	OB%	SF	SH	SB-ATT	PO	A	E	FLD%
2024	.273	11-11	44	8	12	1	0	2	12	19	.432	6	2	14	1	.370	2	0	0-0	17	23	2	.952
TOTAL	.273	11-11	44	8	12	1	0	2	12	19	.432	6	2	14	1	.370	2	0	0-0	17	23	2	.952

#26 MATT MORASH P L/L FR. 6-0/200 WESTFORD, MASS.

Year	ERA	W-L	APP	GS	CG	SHO	SV	IP	H	R	ER	BB	SO	2B	3B	HR	BF	BAA	WP	HBP	BK	SFA	SHA
2024	8.64	0-0	4	0	0	0/0	0	8.1	12	8	8	3	4	2	1	3	41	.333	0	2	0	0	0
TOTAL	8.64	0-0	4	0	0	0/0	0	8.1	12	8	8	3	4	2	1	3	41	.333	0	2	0	0	0

#0 GRANT NORRIS IF R/R GR. 6-1/192 SOMERSET, PA.

Year	Avg	GP-GS	AB	R	H	2B	3B	HR	RBI	TB	SLG%	BB	HBP	SO	GDP	OB%	SF	SH	SB-ATT	PO	A	E	FLD%
2020*	.111	10-7	18	3	2	0	0	0	2	2	.111	4	3	9	0	.346	1	0	0-0	15	18	1	.971
2021*	.000	11-3	14	2	0	0	0	0	0	0	.000	3	0	8	0	.176	0	0	0-0	1	6	0	1.000
2022*	.300	11-0	10	3	3	0	0	1	2	6	.600	1	0	5	0	.364	0	0	0-0	3	2	1	.833
2023	.276	41-41	145	28	40	11	3	7	42	77	.538	17	5	52	2	.367	2	0	3-4	21	55	9	.894
2024	.289	11-11	38	8	11	3	0	2	9	20	.526	6	1	11	2	.400	0	1	2-3	12	28	1	.976
TOTAL	.249	84-62	225	44	56	14	3	10	55	105	.471	31	9	85	4	.358	3	1	5-7	52	109	12	.931
at PSU	.279	52-52	183	36	51	14	3	9	51	97	.536	23	6	63	4	.374	2	1	5-7	33	83	10	.921

*At Duke

#38 ALEX PAK P L/L FR. 6-1/195 WALLINGFORD, PA.

Year	ERA	W-L	APP	GS	CG	SHO	SV	IP	H	R	ER	BB	SO	2B	3B	HR	BF	BAA	WP	HBP	BK	SFA	SHA
2024	-	-	-	-	-	-	-	-	-	-	-	-	-	-	-	-	-	-	-	-	-	-	-
TOTAL	-	-	-	-	-	-	-	-	-	-	-	-	-	-	-	-	-	-	-	-	-	-	-

#21 WILL PERKOWSKI 1B/P R/R FR. 6-4/200 NEW BOSTON, N.H.

Year	Avg	GP-GS	AB	R	H	2B	3B	HR	RBI	TB	SLG%	BB	HBP	SO	GDP	OB%	SF	SH	SB-ATT	PO	A	E	FLD%
2024	-	-	-	-	-	-	-	-	-	-	-	-	-	-	-	-	-	-	-	-	-	-	-
TOTAL	-	-	-	-	-	-	-	-	-	-	-	-	-	-	-	-	-	-	-	-	-	-	-
Year	ERA	W-L	APP	GS	CG	SHO	SV	IP	H	R	ER	BB	SO	2B	3B	HR	BF	BAA	WP	HBP	BK	SFA	SHA
2024	0.00	0-0	2	0	0	0/0	0	1.2	0	0	0	0	2	0	0	0	5	.000	0	0	0	0	0
TOTAL	0.00	0-0	2	0	0	0/0	0	1.2	0	0	0	0	2	0	0	0	5	.000	0	0	0	0	0

CAREER STATS

#7 C.J. PITTARO IF L/R SR. 6-1/204 HAMILTON, N.J.																									
Year	Avg	GP-GS	AB	R	H	2B	3B	HR	RBI	TB	SLG%	BB	HBP	SO	GDP	OB%	SF	SH	SB-ATT	PO	A	E	FLD%		
2021*	.333	5-0	3	0	1	0	0	0	3	1	.333	0	0	0	0	.333	0	0	0-0	0	1	0	1.000		
2022	.238	32-22	80	14	19	3	0	0	10	22	.275	11	1	23	1	.337	0	0	1-2	15	32	5	.904		
2023	.277	24-9	47	7	13	1	1	0	8	16	.340	2	0	11	1	.306	0	0	0-0	41	0	1	.976		
2024	-	-	-	-	-	-	-	-	-	-	-	-	-	-	-	-	-	-	-	-	-	-	-		
TOTAL	.254	61-31	130	21	33	4	1	0	21	39	.300	13	1	34	2	.326	0	0	1-2	56	33	6	.937		
<i>at PSU</i>	.252	56-31	127	21	32	4	1	0	18	38	.299	13	1	34	2	.326	0	0	1-2	56	32	6	.936		

*At Vanderbilt

#25 CHASE RENNER P R/R SO. 6-4/200 ALBURTIS, PA.																									
Year	ERA	W-L	APP	GS	CG	SHO	SV	IP	H	R	ER	BB	SO	2B	3B	HR	BF	BAA	WP	HBP	BK	SFA	SHA		
2022	6.19	2-2	13	1	0	0/0	1	16.0	17	14	11	16	19	4	0	0	80	.283	4	1	0	1	2		
2023	10.12	0-0	1	0	0	0/0	0	2.2	4	3	3	3	2	0	0	2	14	.364	0	0	0	0	0		
2024	-	-	-	-	-	-	-	-	-	-	-	-	-	-	-	-	-	-	-	-	-	-	-		
TOTAL	6.75	2-2	14	1	0	0/0	1	18.2	21	17	14	19	21	4	0	2	94	.296	4	1	0	1	2		

#20 FRANKIE SANCHEZ P L/R JR. 6-0/195 KENDALL PARK, N.J.																									
Year	ERA	W-L	APP	GS	CG	SHO	SV	IP	H	R	ER	BB	SO	2B	3B	HR	BF	BAA	WP	HBP	BK	SFA	SHA		
2022*	6.75	0-0	8	0	0	0	0	9.1	11	7	7	8	12	2	0	2	46	.289	2	0	0	0	0		
2023*	2.44	8-1	16	6	1	1/0	2	66.1	53	20	18	22	71	9	1	4	271	.218	1	2	2	2	2		
2024	1.29	1-0	2	2	0	0/0	0	7.0	4	1	1	4	9	0	1	0	27	.174	0	0	0	0	0		
TOTAL	2.83	9-1	26	8	1	1/0	2	82.2	68	28	26	34	92	11	2	6	344	.224	3	2	2	2	2		

*At Southern New Hampshire

#30 ANTHONY STEELE P L/L JR. 6-4/230 SHELTON, CONN.																									
Year	ERA	W-L	APP	GS	CG	SHO	SV	IP	H	R	ER	BB	SO	2B	3B	HR	BF	BAA	WP	HBP	BK	SFA	SHA		
2022	15.19	0-0	7	1	0	0/0	0	5.1	10	11	9	7	9	1	1	0	40	.370	2	6	0	0	0		
2023	6.43	2-1	11	1	0	0/0	0	14.0	10	12	10	11	21	3	0	1	68	.192	3	4	0	0	1		
2024	2.89	1-0	5	0	0	0/0	0	9.1	6	3	3	3	8	1	0	1	38	.182	3	1	0	0	1		
TOTAL	6.91	3-1	23	2	0	0/0	0	28.2	26	26	22	21	38	5	1	2	146	.232	8	11	0	0	2		

#9 CONNOR THRONEBERRY P R/R R-SO. 6-6/235 ST. LOUIS, MO.																									
Year	ERA	W-L	APP	GS	CG	SHO	SV	IP	H	R	ER	BB	SO	2B	3B	HR	BF	BAA	WP	HBP	BK	SFA	SHA		
2022	-	-	-	-	-	-	-	-	-	-	-	-	-	-	-	-	-	-	-	-	-	-	-		
2023	10.91	0-1	13	0	0	0/0	0	15.2	25	22	19	10	13	6	0	4	86	.347	0	3	0	1	0		
2024	6.75	0-0	4	0	0	0/0	0	2.2	4	2	2	2	2	2	1	0	14	.333	1	0	0	0	0		
TOTAL	10.31	0-1	17	0	0	0/0	0	18.1	29	24	21	12	15	8	1	4	100	.333	1	3	0	1	0		

#6 TY TORTI IF S/R SO. 5-11/192 RALEIGH, N.C.																									
Year	Avg	GP-GS	AB	R	H	2B	3B	HR	RBI	TB	SLG%	BB	HBP	SO	GDP	OB%	SF	SH	SB-ATT	PO	A	E	FLD%		
2023	.167	7-0	6	2	1	0	0	0	0	1	.167	2	1	3	0	.444	0	0	0-0	2	2	1	.800		
2024	-	-	-	-	-	-	-	-	-	-	-	-	-	-	-	-	-	-	-	-	-	-	-		
TOTAL	.167	7-0	6	2	1	0	0	0	0	1	.167	2	1	3	0	.444	0	0	0-0	2	2	1	.800		

#22 BRANDON WINGENROTH P R/R R-FR. 5-11/170 MANHEIM, PA.																									
Year	ERA	W-L	APP	GS	CG	SHO	SV	IP	H	R	ER	BB	SO	2B	3B	HR	BF	BAA	WP	HBP	BK	SFA	SHA		
2023	-	-	-	-	-	-	-	-	-	-	-	-	-	-	-	-	-	-	-	-	-	-	-		
2024	-	-	-	-	-	-	-	-	-	-	-	-	-	-	-	-	-	-	-	-	-	-	-		
TOTAL	-	-	-	-	-	-	-	-	-	-	-	-	-	-	-	-	-	-	-	-	-	-	-		

#35 ADIN ZORN OF R/R FR. 6-2/180 ALIQUIPPA, PA.																									
Year	Avg	GP-GS	AB	R	H	2B	3B	HR	RBI	TB	SLG%	BB	HBP	SO	GDP	OB%	SF	SH	SB-ATT	PO	A	E	FLD%		
2024	-	-	-	-	-	-	-	-	-	-	-	-	-	-	-	-	-	-	-	-	-	-	-		
TOTAL	-	-	-	-	-	-	-	-	-	-	-	-	-	-	-	-	-	-	-	-	-	-	-		



**MIKE
GAMBINO**
BOSTON COLLEGE, 2000
OVERALL: 298-370 (14TH YR)
PSU: 7-4 (1ST YR)

Head Coach

Mike Gambino was hired on July 3, 2023 as the 15th head coach in Penn State baseball program history. Gambino takes over the Penn State Baseball program after 13 years at the helm of his alma mater Boston College.

In 13 seasons leading the Eagles, Gambino ranks second in program history in wins (291) while guiding Boston College to a pair of NCAA Regional appearances in 2016 and 2023 and an NCAA Super Regional appearance in 2016. He had five seasons of 25 or more wins and eight seasons with 10 or more ACC wins. BC also appeared in the ACC Championship Tournament four times under Gambino's tutelage, including berths in three of four years for the first time since Boston College joined the ACC in 2006.

Gambino has a long history of developing Major League Baseball talent with 34 draft picks in his 13 years at BC. He had three first round picks and eight picks in the first five rounds of the MLB Draft in his BC tenure. Four former Boston College players appeared in MLB games in 2023: outfielder Jake Alu (Washington Nationals), outfielder Sal Frelick (Milwaukee Brewers), pitcher Michael King (New York Yankees) and pitcher Emmet Sheehan (Los Angeles Dodgers). Five of Gambino's former BC players have reached the major leagues.

He coached five All-American selections and five Freshman All-Americans at Boston College. Gambino guided 16 All-ACC selections, including 2021 ACC Player of the Year Sal Frelick.

In his time at Boston College, Gambino put together five recruiting classes ranked among the nation's Top 60 by Perfect Game.

In 2023, Gambino guided the Eagles to a 37-20 overall record and 16-14 mark in ACC play. The 37 overall wins tie the program record set by the 2005 squad and the 16 ACC victories are also a highwater mark for the program topping the 14 victories by the 2010 team. Boston College logged 12 ranked wins, including a thrilling 7-6 victory over No. 2 Tennessee in 10 innings, on the way to playing in the Tuscaloosa Regional and reaching the regional final. The Eagles were ranked for 12 weeks in the D1Baseball Poll, reaching as high as ninth. Three of Gambino's players earned All-ACC accolades, including Chris Flynn claiming second-team All-ACC as a starting pitcher.

Gambino's pitching staff ranked 26th in the country in strikeout-to-walk ratio (2.54) and 26th in walks allowed per nine innings (3.58). Boston College held fifth in the country, and led the ACC, with a .982 fielding percentage.

The 2022 MLB Draft saw four of Gambino's student-athletes be chosen, led by second baseman Luke Gold, who was selected in the fifth round by the Detroit Tigers. Pitchers Mason Pelio (Reds - 12th round), Joe Mancini (Astros - 15th round) and Max Gieg (Angels - 18th round) were also chosen in the draft.

In 2021, an impressive three players were selected in the first six rounds of the MLB Draft headlined by outfielder Sal Frelick, who was the 15th overall pick by the Milwaukee Brewers. Shortstop Cody Morissette was picked in the second round by the Miami Marlins and pitcher Emmet Sheehan was selected in the sixth round by the Los Angeles Dodgers.

Gambino led BC to a 31-27 record in 2019 and the Eagles reached the ACC semifinals as the 12th seed with wins over Clemson and top-seeded Louisville. A program-record five Eagles earned All-ACC, led by All-ACC first team pitcher Dan Metzdorf, who was a fifth-round pick for the Chicago White Sox and led the ACC with a 2.30 ERA. Jake Alu (Nationals - 24th round) and Matt Gill (Reds - 27th round) were also chosen during the 2019 MLB Draft.

In 2018, outfielder Chris Galland earned All-ACC third team accolades and Collegiate Baseball News Freshman All-America honors. The 2018 MLB Draft had four of Gambino's players selected with Jake Palomaki (Rays - 18th round), Jacob Stevens (Diamondbacks - 21st round), Brian Rapp (Twins - 26th round) and Dan Metzdorf (Yankees - 38th round).

In 2017, the Eagles returned to the ACC Championship Tournament for the first time since 2010. BC won 10 of its last 15 ACC games with sweeps over Notre Dame and NC State.

Gambino guided the 2016 Eagles to 35 wins, the most since 2005 and third-highest total in program history. They also tallied 13 ACC wins, the most since 2010, while their six conference series victories set a school record. Gambino led the Eagles to a sweep in the Oxford Regional as the third seed to advance to the program's first NCAA Super Regional. BC finished the season in the Top 25 of all four major polls for the first time in program history (15th - D1Baseball, 16th - Baseball America, NCBWA and 21st - USA Today/Coaches Poll).

For his efforts, Gambino was named the 2016 American Baseball Coaches Association (ABCA) Northeast Region Coach of the Year, a finalist for D1Baseball Coach of the Year and earned a spot on the website's top-10 coaching performances of the season.

Gambino proteges were selected in the first round of the MLB Draft in back-to-back years for the first time in program history in 2015 and 2016. Chris Shaw was selected 31st overall by the San Francisco Giants in 2015 and Justin Dunn was taken 19th overall by the New York Mets in 2016. Overall, five players were drafted in 2016: Dunn, Michael King (12th round), Jesse Adams (14th round), Nick Sciortino (19th round) and Joe Cronin (34th round).

Gambino was an assistant coach for four seasons at Virginia Tech prior to his move to Boston College. He served as the Hokies' recruiting coordinator and worked with the hitters and infielders. In his four years, he saw 15 players get drafted in the MLB Draft, including nine in 2010.

Gambino also spent two years as a regional scout for the Detroit Tigers and was an assistant coach at Boston College from 2003-05.

Gambino played for the Eagles from 1997-2000, starting 166 games in the middle infield. He posted a career batting average of .313 with 22 doubles, eight home runs, 87 RBIs and 117 runs. His 78 hits in 2000 were a program record that stood until 2011. Gambino's 52 runs his final year are in the top 10 in BC history.

The Garrison, New York native was a first-team All-Big East, All-New England and All-Northeast region honoree following his senior campaign. He also earned second-team All-New England and Big East Academic Team accolades during his playing career.

Gambino played two seasons in the Boston Red Sox minor league system. He spent the 2000 season with the Augusta Green Jackets before splitting the 2001 season between Augusta and the Lowell Spinners. In 2002, the Red Sox hired Gambino as a special assistant to the Major League staff before heading back to Lowell for a coaching role with the Spinners just prior to the June draft. Following his stint in Lowell, the Red Sox sent Gambino to the MLB Scout Development Program.

Gambino received his bachelor's degree from Boston College in English and theology. He and his wife, Jill, have two children, Sonny and Callahan.

OVERALL STATS

The Automated ScoreBook
 Overall Statistics for Penn State (as of Mar 05, 2024)
 (All games Sorted by Batting avg)

Record: 7-4 Home: 0-0 Away: 4-3 Neutral: 3-1 Conference: 0-0

Player	avg	gp-gs	ab	r	h	2b	3b	hr	rbi	tb	slg%	bb	hp	so	gdp	ob%	sf	sh	sb-att	po	a	e	fld%	
40 Marr, J.T.	.429	11-11	49	9	21	2	0	1	11	26	.531	2	0	8	1	.442	1	0	0-0	10	0	0	1.000	
28 Marsh, Bobby	.364	11-11	33	6	12	1	0	0	6	13	.394	5	3	5	0	.488	0	0	2-2	9	1	1	.909	
18 Maloney, Matt	.346	8-8	26	8	9	1	0	1	13	13	.500	6	0	5	0	.441	2	0	0-1	53	9	0	1.000	
12 Cecere, Adam	.323	11-11	31	13	10	2	0	3	8	21	.677	12	6	10	1	.560	1	0	1-2	30	1	0	1.000	
1 Jaconski, Joe	.306	11-10	36	6	11	1	0	1	6	15	.417	10	2	10	0	.469	1	1	0-3	53	4	1	.983	
0 Norris, Grant	.289	11-11	38	8	11	3	0	2	9	20	.526	6	1	11	2	.400	0	1	2-3	12	28	1	.976	
23 Molinaro, Bryce	.273	11-11	44	8	12	1	0	2	12	19	.432	6	2	14	1	.370	2	0	0-0	17	23	2	.952	
2 Hannon, Kyle	.213	11-11	47	10	10	1	1	0	7	13	.277	9	0	11	3	.339	0	0	5-6	23	32	2	.965	
13 Kelley, Tayven	.152	10-8	33	7	5	0	0	2	5	11	.333	1	1	10	0	.200	0	0	1-1	18	1	0	1.000	

19 Cease, Derek	1.000	2-0	1	1	1	0	0	0	0	1	1.000	0	0	0	0	1.000	0	0	0-0	0	0	1	.000	
3 Gerlott, Billy	.500	8-2	10	6	5	1	0	0	0	6	.600	2	1	1	0	.615	0	1	0-1	10	1	0	1.000	
32 Michaels, Kevin	.200	5-5	15	1	3	0	0	0	1	3	.200	3	1	2	0	.368	0	0	0-0	38	2	0	1.000	
Totals	.303	11	363	83	110	13	1	12	78	161	.444	62	17	87	8	.421	7	3	11-19	279	113	11	.973	
Opponents	.261	11	353	68	92	11	3	14	65	151	.428	45	18	67	9	.372	1	5	10-15	280	100	7	.982	

LOB - Team (90), Opp (76). DPs turned - Team (10), Opp (9). IBB - Team (0), Opp (1). Picked off - Hannon, K. 2, Norris, G. 1.

(All games Sorted by Earned run avg)

Player	era	w-l	app	gs	cg	sho	sv	ip	h	r	er	bb	so	2b	3b	hr	b/avg	wp	hp	bk	sfa	sha		
27 Horwat, Mason	4.91	1-0	4	1	0	0/0	1	11.0	9	7	6	4	7	1	0	1	.220	1	1	0	0	0		
33 Luensmann, Travis	7.71	1-1	3	3	0	0/0	0	11.2	9	11	10	12	5	1	0	1	.220	1	4	0	1	0		

21 Perkowski, Will	0.00	0-0	2	0	0	0/0	0	1.2	0	0	0	0	2	0	0	0	.000	0	0	0	0	0		
15 Lee, David	1.12	1-0	5	0	0	0/0	1	8.0	5	2	1	1	5	0	0	0	.179	1	3	0	0	1		
20 Sanchez, Frankie	1.29	1-0	2	2	0	0/0	0	7.0	4	1	1	4	9	0	1	0	.174	0	0	0	0	0		
30 Steele, Anthony	2.89	1-0	5	0	0	0/0	0	9.1	6	3	3	3	8	1	0	1	.182	3	1	0	0	1		
24 Henline, Jaden	5.00	2-0	2	2	0	0/0	0	9.0	10	5	5	1	3	1	0	1	.294	1	0	0	0	1		
9 Throneberry, Connor	6.75	0-0	4	0	0	0/0	0	2.2	4	2	2	2	2	2	1	0	.333	1	0	0	0	0		
11 Butash, Mason	7.50	0-1	4	2	0	0/0	1	6.0	7	5	5	2	7	0	0	2	.318	0	1	0	0	0		
26 Morash, Matt	8.64	0-0	4	0	0	0/0	0	8.1	12	8	8	3	4	2	1	3	.333	0	2	0	0	0		
10 DeMell, Ben	9.53	0-0	5	0	0	0/0	1	5.2	6	6	6	7	6	0	0	2	.250	1	1	0	0	1		
16 Lordi, James	9.64	0-0	2	0	0	0/0	0	4.2	8	5	5	1	3	2	0	1	.400	0	2	0	0	1		
31 DeGaetano, Chic	10.12	0-1	4	0	0	0/0	0	5.1	5	6	6	4	5	0	0	1	.250	0	2	0	0	0		
29 Kohls, Carson	23.62	0-1	1	1	0	0/0	0	2.2	7	7	7	1	1	1	0	1	.500	0	1	0	0	0		
Totals	6.29	7-4	11	11	0	0/0	4	93.0	92	68	65	45	67	11	3	14	.261	9	18	0	1	5		
Opponents	7.33	4-7	11	11	0	0/0	2	93.1	110	83	76	62	87	13	1	12	.303	10	17	2	7	3		

PB - Team (0), Opp (3). Pickoffs - Team (2), Sanchez, F. 1, Steele, A. 1, Opp (3). SBA/ATT - Maloney, M. (8-12), Sanchez, F. (2-4), Luensmann, T (2-3), DeMell, B. (2-2), Marr, J.T. (2-2), Kohls, C. (2-2), Horwat, M. (1-1), Lee, D. (0-1), DeGaetano, C (1-1), Butash, M. (0-1).

RADIO/TV ROSTER



0 Grant
Norris
IF, Fr.



1 Joe
Jaconski
IF, Jr.



2 Kyle
Hannon
IF/OF, Sr.



3 Billy
Gerlott
OF, R-Jr.



4 Martin
Howell
C, Fr.



6 Ty
Torti
IF, So.



7 C.J.
Pittaro
IF, Sr.



8 Mike
Lucarelli
IF, Fr.



9 Connor
Throneberry
RHP, R-So.



10 Ben
DeMell
RHP, R-So.



11 Mason
Butash
RHP, Fr.



12 Adam
Cecere
OF, Gr.



13 Tayven
Kelley
OF, Sr.+



14 Michael
DiMartini
IF, Fr.



15 David
Lee
RHP, Sr.



16 James
Lordi
LHP, R-Fr.



18 Matt
Maloney
C, Jr.



19 Derek
Cease
IF, Jr.



20 Frankie
Sanchez
RHP, Jr.



21 Will
Perkowski
1B/RHP, Fr.



22 Brandon
Wingenroth
RHP, R-Fr.



23 Bryce
Molinaro
IF, So.



24 Jaden
Henline
RHP, Sr.



25 Chase
Renner
RHP, Jr.



26 Matt
Morash
LHP, Fr.



27 Mason
Horwat
RHP, Fr.



28 Bobby
Marsh
OF/1B, So.



29 Carson
Kohls
RHP, Sr.



30 Anthony
Steele
LHP, Jr.



31 Chic
DeGaetano
RHP, Gr.



32 Kevin
Michaels
IF, Gr.



33 Travis
Luensmann
RHP, Sr.



34 CJ
Carmichael
IF, R-Fr.



35 Adin
Zorn
OF, Fr.



36 Aiden
Coleman
RHP, R-Fr.



38 Alex
Pak
LHP, Fr.



40 J.T.
Marr
C, Gr.



41 Zach
Mizrahi
LHP, Jr.



43 Jacob
Coffin
LHP, So.



46 Jack
Messina
1B/LHP, Fr.

