

OHIO STATE MEN'S BASKETBALL

1898 **FIRST SEASON** • 1 **NATIONAL CHAMPIONSHIP** • 10 **NCAA FINAL FOURS** • 14 **SWEET 16 APPEARANCES**
31 **NCAA APPEARANCES** • 20 **BIG TEN CONFERENCE CHAMPIONSHIPS** • 28 **CONSENSUS ALL-AMERICANS**

WAYS TO WATCH/LISTEN

Watch: BTN
(Jefflevering and Stephen Bardo)

Listen: 97.1 The Fan / OhioStateBuckeyes.com
(Paul Keels and Ron Stokes)

2023-24 SCHEDULE/RESULTS

OCTOBER

Sun 1 at Dayton (Exh.) **W, 78-70**

NOVEMBER (6-1)

Mon 6 OAKLAND **W, 79-73**

Fri 10 #15/19 TEXAS A&M **L, 66-73**

Wed 15 MERRIMACK **W, 76-52**

Sun 19 WESTERN MICHIGAN¹ **W, 73-56**

Fri 24 vs. #17/15 Alabama² **W, 92-81**

Sat 25 vs. Santa Clara² **W, 86-56**

Wed 29 CENTRAL MICHIGAN **W, 88-61**

DECEMBER (5-1)

Sun 3 MINNESOTA* **W, 84-74**

Wed 6 MIAMI (OHIO) **W, 84-64**

Sat 9 at Penn State* **L, 80-83**

Sat 16 vs. UCLA³ **W, 67-60**

Thur 21 NEW ORLEANS **W, 78-36**

Sat 30 vs. West Virginia⁴ **W, 78-75 (ot)**

JANUARY (1-3)

Wed 3 RUTGERS* **W, 76-72**

Sat 6 at Indiana* **L, 65-71**

Wed 10 #15/15 WISCONSIN* **L, 60-71**

Mon 15 at Michigan* **L, 65-73**

Sat 20 PENN STATE* (BTN) **12:00**

Tue 23 at Nebraska* (Peacock) **7:00**

Sat 27 at Northwestern* (BTN) **8:30**

Tue 30 ILLINOIS* (Peacock) **7:00**

FEBRUARY (0-0)

Fri 2 at Iowa* (FS1) **7:00**

Tue 6 INDIANA* (Peacock) **7:00**

Sat 10 MARYLAND* (FS1) **4:00**

Tue 13 at Wisconsin* (Peacock) **9:00**

Sun 18 PURDUE* (CBS) **1:00**

Thur 22 at Minnesota* (BTN) **8:00**

Sun 25 at Michigan State* (CBS) **4:00**

Thur 29 NEBRASKA* (FS1) **6:30**

MARCH (0-0)

Sun 3 MICHIGAN* (CBS) **4:00**

Sun 10 at Rutgers* (BTN) **2:00**

We-Su 13-17 Big Ten Tournament⁵

* Big Ten Conference game

(1) Emerald Coast Classic -- Columbus, Ohio

(2) Emerald Coast Classic -- Niceville, Fla.

(3) CBS Sports Classic -- Atlanta, Ga.

(4) Legends of Basketball Classic -- Cleveland, Ohio

(5) Big Ten Tournament -- Minneapolis, Minn.

GAME 18

OHIO STATE (12-5, 2-4) VS. **PENN STATE** (9-9, 3-4)

Saturday, January 20 • Noon • Columbus, Ohio • Value City Arena



Head Coach: Chris Holtmann
13th year overall
Career Record: 249-165
7th year at Ohio State
Record at Ohio State: 135-80



Head Coach: Mike Rhoades
20th year overall
Career Record: 382-198
1st year at Penn State
Record at Penn State: 4-5



- Ohio State is back home this weekend to host Penn State on Saturday at noon. It will be kids takeover day at the Schottenstein Center as kids will be selected to assist in various parts of the gameday operation.
- The Buckeyes come into the game on a three-game losing skid and are 12-5 overall and 2-4 in Big Ten play. Penn State is coming off its best win of the season, knocking-off No. 11 Wisconsin 87-83 at home on Tuesday night, setting off a court storming.
- Ohio State officially leads the all-time series with Penn State 40-21, and that includes a 15-3 mark inside Value City Arena.
- In the first meeting this season, Penn State erased an 18-point second half deficit and pulled-out an 83-80 victory on Dec. 9 in State College. Bruce Thornton had 17 points and Zed Key recorded a double-double as the Buckeyes used 11 three-pointers to build that 18-point advantage. But the Nittany Lions got hot down the stretch, shooting over 50 percent in the second half and making seven threes in the final 14 minutes to complete the comeback.
- On Monday, Thornton led the Buckeyes with 19 points and a career-high four steals but despite a 16-0 second half run that gave them a four-point lead, the Buckeyes couldn't hold on against Michigan. Felix Okpara added 10 points, nine rebounds and career-highs of five blocks and two assists. Dale Bonner also gave the Buckeyes a boost off the bench. He finished with just two points but had three assists, helping spark the 16-0 run.
- The Buckeyes are third in the Big Ten in grabbing nearly 13 offensive rebounds per game. Okpara has pulled-down 12 offensive rebounds himself over the past three games.
- Okpara is shooting 66.7 percent and averaging over eight points, seven rebounds and nearly three blocks per game over his last seven games.
- Jamison Battle continues to lead the Big Ten in three-pointers made with 52 as well as three-point percentage at 44.4. That number is also in the Top 20 nationally.
- Thornton has a 4.56 assist to turnover ratio (73 assists to 16 turnovers) which is the second-best ratio in the country.
- Penn State is led in scoring by its backcourt of Kanye Clary (19.1 ppg) and Ace Baldwin Jr. (13.2 ppg). Baldwin Jr. had missed 13 consecutive three-pointers before making his first four in the win over Wisconsin on Tuesday. Conversely, Ohio State's Roddy Gayle Jr. has missed his last 12 three-point attempts and his returning home this weekend. He's due for a breakout game.
- Head coach Chris Holtmann is one win away from 250 in his career. He has 135 wins at Ohio State, which is the fifth-most by a Buckeye head coach.



#0 SCOTTY MIDDLETON

FR • G • 6-6 • 175 • MIAMI, FLA. / SUNRISE CHRISTIAN ACADEMY

PPG	RPG	MPG	BLK	STL	APG	FG%	3FG%	FT%
4.7	1.8	16.8	5	4	0.9	.375	.400	.467

- Has played in every game
- Had a great debut with 13 pts and 8 rebs vs. Oakland
- Three-and-D player with positional length

LAST GAME
Played just over nine minutes and went 1-for-2 from the line and grabbed a rebound

SEASON HIGHS
Pts.....13 - 11/6/23
Rebs.....8 - 11/6/23
Asts.....3 (4x) - 1/3/24
Stls.....2 - 12/30/23
Blks.....1 (3x) - 1/6/24



#21 DEVIN ROYAL

FR • F • 6-6 • 220 • PICKERINGTON, OHIO / PICKERINGTON CENTRAL

PPG	RPG	MPG	BLK	STL	APG	FG%	3FG%	FT%
2.4	2.0	7.6	5	1	0.4	.481	.333	.462

- Had 11 pts vs. C. Michigan (11/29)
- Workhorse who is getting better by the game
- Last year's Ohio Mr. Basketball

LAST GAME
Had his most impactful game in Big Ten play, finishing with 7 point on 3-of-5 shooting

SEASON HIGHS
Pts.....11 - 11/29/23
Rebs.....7 - 12/21/23
Asts.....2 - 12/21/23
Stls.....1 - 12/21/23
Blks.....3 - 11/10/23



#1 RODDY GAYLE JR.

SO • G • 6-4 • 210 • NIAGARA FALLS, N.Y. / WASATCH ACADEMY

PPG	RPG	MPG	BLK	STL	APG	FG%	3FG%	FT%
14.1	5.1	31.4	1	10	2.9	.448	.309	.806

- Career-high 32 pts vs. WVU
- Has scored in double-figures 12 times with 3 games of 20+
- Emerald Coast Classic All-Tourney Team

LAST GAME
Finished with 12 points and was 6-of-6 from the foul line

CAREER HIGHS
Pts.....32 - 12/30/23
Rebs.....8 (2x) - 12/21/23
Asts.....7 - 11/29/23
Stls.....3 - 1/24/23
Blks.....1 (13x) - 1/6/24



#23 ZED KEY

SR • F • 6-8 • 230 • BAY SHORE, N.Y. / LONG ISLAND LUTHERAN

PPG	RPG	MPG	BLK	STL	APG	FG%	3FG%	FT%
8.5	4.9	18.0	9	5	0.6	.581	.400	.712

- Has 3 double-doubles on the year and 11 in his career
- Lost 25 pounds and is "the most athletic I've ever been"
- Longest tenured Buckeye

LAST GAME
Had 1 point, 1 steal and 1 assist and finished the game with the best +/- on the team at +6

CAREER HIGHS
Pts.....22 - 12/8/22
Rebs.....14 (3x) - 12/8/22
Asts.....4 - 12/6/23
Stls.....2 (6x) - 11/19/23
Blks.....3 (6x) - 12/29/22



#2 BRUCE THORNTON


SO • G • 6-2 • 215 • FAIRBURN, GA. / MILTON

PPG	RPG	MPG	BLK	STL	APG	FG%	3FG%	FT%
16.8	3.1	32.9	1	25	4.2	.426	.330	.814

- Five games of 20 or more points
- Has 73 assists and just 16 turnovers
- Emerald Coast Classic MVP
- Leader and captain

LAST GAME
Led the team with 19 points to go along with 6 rebounds and a career-high four steals

CAREER HIGHS
Pts.....29 - 11/24/23
Rebs.....8 - 12/30/23
Asts.....7 (2x) - 1/3/24
Stls.....4 - 1/15/24
Blks.....2 - 3/10/23



#24 KALEN ETZLER

R-SO • F • 6-8 • 190 • VAN WERT, OHIO / CRESTVIEW

PPG	RPG	MPG	BLK	STL	APG	FG%	3FG%	FT%
0.0	0.8	2.2	0	1	0.4	.000	.000	.000

- In his third year with the program
- Every day guy
- Great teammate

LAST GAME
Did not play

CAREER HIGHS
Pts.....3 - 12/3/22
Rebs.....3 (2x) - 12/3/22
Asts.....1 (3x) - 11/25/23
Stls.....1 - 11/5/23
Blks.....



#3 TAISON CHATMAN

FR • G • 6-4 • 175 • MINNEAPOLIS, MINN. / TOTINO-GRACE

PPG	RPG	MPG	BLK	STL	APG	FG%	3FG%	FT%
0.0	0.3	3.5	0	0	0.5	.000	.000	.000

- Made his collegiate debut vs. Alabama (11/24)
- Good vision as a point guard
- Top recruit in Minn.
- 36th ranked player in the class

LAST GAME
Saw just over two minutes of action and missed his two three-point attempts

SEASON HIGHS
Pts.....
Rebs.....1 (2x) - 1/15/24
Asts.....2 - 11/25/23
Stls.....
Blks.....



#25 AUSTIN PARKS

FR • C • 6-10 • 260 • ST. MARYS, OHIO / ST. MARYS MEMORIAL

PPG	RPG	MPG	BLK	STL	APG	FG%	3FG%	FT%
0.2	0.5	2.3	0	1	0.1	.000	.000	.500

- Has a big frame that fits the mold of a Big Ten center
- Set 13 school records at St. Mary's Memorial

LAST GAME
Did not play

SEASON HIGHS
Pts.....1 - 12/21/23
Rebs.....1 (3x) - 12/21/23
Asts.....1 - 11/15/23
Stls.....1 - 12/21/23
Blks.....



#4 DALE BONNER

GRAD • G • 6-2 • 175 • SHAKER HEIGHTS, OHIO / SHAKER HTS/FAIRMONT ST./BAYLOR

PPG	RPG	MPG	BLK	STL	APG	FG%	3FG%	FT%
5.2	2.9	19.5	3	12	1.4	.316	.298	.750

- Has played in every game off the bench this season
- Has four 10+ point games this year
- Veteran guard in his fifth year

LAST GAME
Was the spark in the 16-0 second half run. Finished with 2 points and a season-high tying 3 assists

CAREER HIGHS
Pts.....35 - 2/22/21
Rebs.....11 - 11/26/19
Asts.....12 - 11/23/22
Stls.....6 - 11/14/22
Blks.....2 - 2/29/20



#34 FELIX OKPARA

SO • C • 6-11 • 235 • LAGOS, NIGERIA / HAMILTON HEIGHTS CHRIST. ACAD. / LINK ACAD.

PPG	RPG	MPG	BLK	STL	APG	FG%	3FG%	FT%
6.6	7.2	22.8	42	5	0.5	.643	.000	.600

- Has blocked a shot in 23 consecutive games
- 86 career blocks
- Team-best .643 shooting pct.
- Has 19 dunks this year

LAST GAME
Finished with 10 points, 9 rebounds and tied career-highs with 5 blocks and 2 assists

CAREER HIGHS
Pts.....14 - 11/29/23
Rebs.....15 - 1/6/24
Asts.....2 (4x) - 1/15/24
Stls.....4 - 12/17/22
Blks.....5 (4x) - 1/15/24



#10 JAMISON BATTLE

GRAD • F • 6-7 • 220 • ROBBINSDALE, MINN. / DELASALLE / G. WASHINGTON / MINN.

PPG	RPG	MPG	BLK	STL	APG	FG%	3FG%	FT%
14.6	5.4	30.8	4	7	1.2	.461	.444	.909

- Has made 26 three-pointers in the last six games
- Leads the B1G with 52 threes
- Has 309 career three-pointers
- 1,727 career points

LAST GAME
Struggled a bit from the field, shooting 2-of-10 to finish with 5 points and 5 rebounds

CAREER HIGHS
Pts.....39 - 3/2/22
Rebs.....14 - 2/19/22
Asts.....5 (2x) - 12/6/23
Stls.....4 - 12/14/22
Blks.....3 - 2/12/23



#42 COLBY BAUMANN

SO • G • 6-3 • 190 • HOUSTON, TEXAS / IMG ACADEMY

PPG	RPG	MPG	BLK	STL	APG	FG%	3FG%	FT%
2.0	0.0	2.0	0	0	0.0	.000	.000	.000

- One of two walk-ons on the roster
- Has been a leader on the practice team
- Great team guy

LAST GAME
Did not play

CAREER HIGHS
Pts.....4 - 12/21/23
Rebs.....1 (3x) - 12/29/22
Asts.....1 - 12/29/22
Stls.....
Blks.....



#12 EVAN MAHAFFEY


SO • G • 6-6 • 200 • CINCINNATI, OHIO / ARCHBISHOP MOELLER / PENN ST.

PPG	RPG	MPG	BLK	STL	APG	FG%	3FG%	FT%
3.9	4.2	21.8	9	23	1.7	.388	.100	.722

- Has started every game this season
- Great defender and rebounder
- Transfer from Penn State

LAST GAME
Had a solid game, finished with 8 points on 3-of-5 shooting to go along with 5 rebounds

CAREER HIGHS
Pts.....12 - 3/2/22
Rebs.....9 - 12/30/23
Asts.....6 - 12/9/23
Stls.....3 (3x) - 12/3/23
Blks.....2 (4x) - 1/3/24



#44 OWEN SPENCER

SR • F • 6-9 • 230 • CINCINNATI, OHIO / TURPIN / CITADEL

PPG	RPG	MPG	BLK	STL	APG	FG%	3FG%	FT%

- One of two walk-ons
- Biology major who would like to be a heart surgeon
- Appeared in 23 games over the last two seasons at The Citadel

LAST GAME
Did not play

CAREER HIGHS
Pts.....7 (12/5/20)
Rebs.....5 (3x) - 1/29/22
Asts.....1 (7x) - 12/21/22
Stls.....1 - 11/22/21
Blks.....2 (2x) - 11/22/21



#15 BOWEN HARDMAN

SO • G • 6-3 • 190 • CINCINNATI, OHIO / PRINCETON

PPG	RPG	MPG	BLK	STL	APG	FG%	3FG%	FT%
1.3	0.2	1.8	0	0	0.0	.600	.500	.000

- Has made a pair of three-pointers this season
- Has appeared in 6 games
- Is arguably the best shooter on the team

LAST GAME
Did not play

CAREER HIGHS
Pts.....6 - 12/29/22
Rebs.....1 - 11/25/23
Asts.....
Stls.....
Blks.....



CHRIS HOLTSMANN

TAYLOR, 1994

Record at Ohio State
135-80 (7th season)

Overall Coaching Record
249-165 (13th season)

- Three-time Naismith National Coach of the Year Finalist (2015, 2018, 2021)
- Big Ten Coach of the Year (2018)
- Big South Coach of the Year (2013)
- Big East Coach of the Year (2017)

- Has won 20+ games in nine of the last 10 seasons
- 7 NCAA Tournament appearances
- Fitness influencer on Instagram
- Was a Swifite this summer



2023-24 ROSTER BREAKDOWN

BY CLASS

Graduates (2)

Dale Bonner
Jamison Battle

Seniors (2)

Zed Key
Owen Spencer

Sophomores (7)

Colby Baumann
Kalen Etzler
Roddy Gayle Jr.
Bowen Hardman
Evan Mahaffey
Felix Okpara
Bruce Thornton

Freshmen (4)

Scotty Middleton
Taison Chatman
Devin Royal
Austin Parks

BY STATE

Ohio (7)

Dale Bonner
Kalen Etzler
Bowen Hardman
Evan Mahaffey
Austin Parks
Devin Royal
Owen Spencer

Florida (1)

Scotty Middleton

Georgia (1)

Bruce Thornton

Minnesota (2)

Jamison Battle
Taison Chatman

International (1)

Felix Okpara (Lagos, Nigeria)

New York (2)

Roddy Gayle Jr.
Zed Key

Texas (1)

Colby Baumann

NUMERICAL ROSTER

No.	Name	Pos.	Ht.	Wt.	Cl.	Hometown	H.S./Last School
0	Scotty Middleton	G	6-6	175	Fr.	Miami, Fla.	Sunrise Christian
1	Roddy Gayle Jr.*	G	6-4	210	So.	Niagara Falls, N.Y.	Wasatch Academy
2	Bruce Thornton*	G	6-2	215	So.	Fairburn, Ga.	Milton
3	Taison Chatman	G	6-4	175	Fr.	Minneapolis, Minn.	Totino-Grace
4	Dale Bonner	G	6-2	175	5th	Shaker Heights, Ohio	Shaker Heights/Fairmont State/Baylor
10	Jamison Battle	F	6-7	220	5th	Robbinsdale, Minn.	DeLaSalle/George Washington/Minnesota
12	Evan Mahaffey	G	6-6	200	So.	Cincinnati, Ohio	Archbishop Moeller/Penn State
15	Bowen Hardman*	G	6-3	190	So.	Cincinnati, Ohio	Princeton
21	Devin Royal	F	6-6	220	Fr.	Pickerington, Ohio	Pickerington Central
23	Zed Key***	F	6-8	230	Sr.	Bay Shore, N.Y.	Long Island Lutheran
24	Kalen Etzler*	F	6-8	190	R-So.	Van Wert, Ohio	Crestview
25	Austin Parks	C	6-10	260	Fr.	St. Marys, Ohio	St. Marys Memorial
34	Felix Okpara*	C	6-11	235	So.	Lagos, Nigeria	Hamilton Heights Christian Acad./Link Acad.
42	Colby Baumann*	G	6-3	190	So.	Houston, Texas	IMG Academy
44	Owen Spencer*	F	6-9	230	Sr.	Cincinnati, Ohio	Turpin/Citadel

* denotes letters earned at Ohio State

SOCIAL MEDIA ROSTER

No.	Name	Twitter	Instagram	TikTok
0	Scotty Middleton	ScottyMiddleto9	scottymiddleton_	scottymiddleton_
1	Roddy Gayle Jr.	roddy_gayle	roddyg_23	
2	Bruce Thornton	Bruce2T_	brucethornton_	bruce1
3	Taison Chatman	tchat04	taison.chatman	taison.chatman
4	Dale Bonner	dalebonne	justdbb	dalebonner3
10	Jamison Battle	battletime510	battletime10	
12	Evan Mahaffey	EvanMahaffey5	evan_mahaffey	thetokerevan
15	Bowen Hardman	BowenHardman	hardmanbowen	bowenhardman
21	Devin Royal	DevinRoyal7	dev.royall	devinroyal1
23	Zed Key	iamzedkey	iamzedkey	iamzedkey
24	Kalen Etzler	kalen_etzler24	kalenetzler24	kalenetzler
25	Austin Parks	AustinParks2023	_austin_parks_	
34	Felix Okpara	Felixokpara24	okpara_felix	
42	Colby Baumann	colby_baumann	colby_baumann	colbybauman
44	Owen Spencer	owenspencer23	obrochill	bigspence22

COACHES AND STAFF

Chris Holtmann, Head Coach
 Jake Diebler, Associate Head Coach
 Jack Owens, Assistant Coach
 Mike Netti, Assistant Coach
 Brandon Bailey, Assistant Coach
 David Egelhoff, Director of Basketball Operations
 Terence Dials, Director of Professional Development
 Nick Kellogg, Assistant to the Head Coach
 Robbie Rucki, Video Coordinator
 John McCausland, Program Assistant
 Quadrian Banks, Strength and Conditioning Coach
 Tony Laurenzi, Athletic Trainer
 Joe Gemma, Graphic Designer
 Ben Majors, Creative Video Designer
 Gary Petit, Athletics Communications

PRONUNCIATION GUIDE

Players
 Kalen Etzler KAY-lin
 Taison Chatman..... TAY-son
 Evan Mahaffey..... muh-HAY-fee
 Felix OkparaAUCK-par-uh

Coaches

Quadrian Banks..... KWAY-dree-un
 Jake Diebler DEEB-ler

MAJORS

Jamison Battle.....Sport Coaching (masters)
 Colby Baumann Exploration
 Dale BonnerSport Coaching (masters)
 Taison Chatman..... Exploration
 Kalen EtzlerFinance
 Roddy Gayle Jr..... Accounting
 Bowen HardmanFinance
 Zed Key Consumer & Family Financial Services
 Evan Mahaffey..... Exploration
 Scotty Middleton Exploration
 Felix Okpara Economics
 Austin Parks..... Business
 Devin RoyalSport Industry
 Owen Spencer..... Biology
 Bruce Thornton.....Sport Industry

PLAYERS BY HEIGHT

Felix Okpara 6-11
 Austin Parks..... 6-10
 Owen Spencer..... 6-9
 Kalen Etzler, Zed Key..... 6-8
 Jamison Battle..... 6-7
 Evan Mahaffey, Scotty Middleton, Devin Royal..... 6-6
 Taison Chatman, Roddy Gayle Jr..... 6-4
 Colby Baumann, Bowen Hardman..... 6-3
 Dale Bonner, Bruce Thornton..... 6-2



ALL-TIME SERIES VS. PENN STATE

SERIES INFORMATION WITH PENN STATE

Series..... Ohio State leads 40-21
 Games at Ohio State..... Ohio State leads 21-6
 Games at Value City Arena..... Ohio State leads 15-3
 Games at Penn State..... Ohio State leads 15-11
 Games at Bryce Jordan Cntr. Ohio State leads 13-9
 Neutral Site Games..... Series tied 4-4
 Big Ten Tournament Games..... Ohio State leads 4-3
 Longest Ohio State win streak..... 18 (2004-14)
 Longest OSU home win streak..... 9 (2000-13)
 Longest OSU away win streak..... 7 (2005-13)
 Longest PSU win streak..... 4 (1995-96)
 Longest PSU home win streak..... 5 (1995-99)
 Longest PSU away win streak..... 2 (1995-96)
 Current Series Streak..... Penn State W-3
 Ranked OSU teams vs. Penn State..... 22-8
 OSU vs. ranked Penn State teams..... 0-2
 OSU record when both teams are ranked..... None

WHEN OSU SCORES...

	OSU Record		
	W	L	Pct.
100+	2	0	1.000
90-99	3	0	1.000
80-89	3	4	.429
70-79	23	7	.793
60-69	12	7	.632
50-59	0	3	.000
40-49	0	1	.000
39 or fewer	0	0	.000
Total (64)	43	22	.662

PENN STATE SERIES SCORING ANALYSIS

Points (Gms.)	OSU	PSU	OSU Rcd.
All Games (65)	4,750	4,421	43-22
Avg.	73.1	68.0	
In Columbus (30)	2,266	1,970	23-7
Avg.	75.7	65.3	
In State College (27)	1,939	1,831	16-11
Avg.	71.8	67.8	
Neutral Site (8)	545	538	4-4
Avg.	68.1	67.3	

Note: Includes statistics from four (3-1) vacated games from 1999-2002

GAME-BY-GAME RESULTS

Date	W/L	OSU	PSU	Site
12/30/50	L	58	67	N
12/23/61	W	92	49	H
12/8/73	W	72	65	H
12/7/75	L	68	74	A
1/2/92	W	73	63	H
1/5/93	W	71	68	A
2/5/93	W	62	59	H
1/19/94	W	79	57	H
2/19/94	W	60	57	A
1/14/95	L	64	78	H
3/1/95	L	68	75	A
1/3/96	L	69	72	H
3/9/96	L	70	86	A
1/8/97	W	70	62	H
3/1/97	L	55	56	A
2/16/98	L	81	90	A
2/28/98	L	85	89	H
*11/20/98	W	70	62	H
2/27/99	L	85	98 (ot)	A
2/12/00	W	88	75	H
3/1/00	W	79	73	A
3/10/00	L	66	71	N
*1/10/01	L	75	78	H
*3/3/01	W	93	87	A
*1/16/02	W	76	57	H
2/12/03	W	76	67	A
1/10/04	L	47	64	A
3/3/04	W	71	64	H
1/26/05	W	68	62	H
2/12/05	W	66	56	A
3/10/05	W	72	69	N
1/5/06	W	104	69	H
1/21/06	W	75	65	A
3/10/06	W	63	56	N
2/14/07	W	64	62	A
2/21/07	W	68	60	H
1/29/08	W	68	56	A
2/24/09	W	73	59	H
2/3/10	W	75	62	H
2/24/10	W	75	67	A
1/15/11	W	69	66	H
3/1/11	W	82	61	A
3/13/11	W	71	60	N
1/25/12	W	78	54	H
1/26/13	W	65	51	A

Date W/L OSU PSU Site

1/29/14	L	70	71 (ot)	H
2/27/14	L	63	65	A
2/8/15	W	75	55	H
3/4/15	W	77	67	A
1/21/16	W	66	46	H
3/10/16	W	79	75	N
2/28/17	W	71	70	A
1/25/18	L	79	82	H
2/15/18	L	56	79	A
3/2/18	L	68	69	N
2/7/19	W	74	70	H
12/7/19	W	106	74	H
1/18/20	L	76	90	A
1/27/21	W	83	79	H
2/18/21	W	92	82	A
12/5/21	W	76	64	A
1/16/22	W	61	56	H
3/10/22	L	68	71	N
2/23/23	L	71	75	H
12/6/23	L	80	83	A

NOTE: Games in *italics* vacated by NCAA.

Team and Individual Records

Ohio State Team vs. Penn State

FG	43 (68)	PSU (1/5/06)
FGA	83 (21)	PSU (12/30/50)
FG %	63.2 (43-68)	PSU (1/5/06)
3 FG	14 (26)	PSU (12/7/19)
3 FGA	31 (11)	PSU (3/10/05)
3 FG %	60.0 (6-10)	PSU (1/19/94)
FT	30 (37)	PSU (12/7/19)
FTA	39 (26)	vs. PSU (3/10/16)
FT %	1.000 (16-16)	PSU (1/25/18)
OR	21	PSU (3/10/00)
DR	35	PSU (1/25/12)
Rebs.	66	PSU (12/23/61)
PF	26	@ PSU (2/27/99)
Pts.	106	PSU (12/7/19)
Assists	28	PSU (1/5/06)
Blocks	9	PSU (2/12/00)
Steals	11	PSU (3/3/04)

Ohio State Individual vs. Penn State

FG	13 (22)	Doug Etzler (3/1/95)
FGA	23 (11)	Michael Redd (2/28/98)
3 FG	10 (12)	Jon Diebler (3/1/11)
3 FGA	14 (2)	Scoonie Penn (3/10/00)
FT	13 (15)	Marc Loving (3/10/16)
FTA	16 (8)	D'Angelo Russell (3/4/15)
OR	8	Jermaine Tate (1/3/96)
DR	14	Shun Jenkins (2/12/03)
Rebs.	17	Shun Jenkins (2/12/03)
Pts.	32	Michael Redd (2/28/98)
Assists	8	Evan Turner (2/24/09)
	8	Jamari Wheeler (12/5/21)
Blocks	8	Ken Johnson (2/12/00)
Steals	6	Carlos Davis (2/16/98)

Penn State Team vs. Ohio State

FG	31 (65)	@ PSU (12/6/23)
	31 (61)	@ PSU (2/27/99)
FGA	72 (25)	PSU (12/30/50)
FG %	55.8 (24-43)	PSU (1/3/96)
3 FG	12 (28)	@ PSU (2/18/21)
3 FGA	32 (9)	@ PSU (1/29/08)
3 FG %	78.6 (11-14)	PSU (1/25/18)
FT	28 (36)	PSU (2/28/98)
FTA	36 (28)	PSU (2/28/98)
FT %	92.3 (12-13)	PSU (1/15/11)
OR	20	@ PSU (1/5/93)
DR	34	PSU (1/4/95)
Rebs.	44	PSU (1/4/95)
PF	28	PSU (2/21/07)
Pts.	98	@ PSU (2/27/99)
Assists	22	@ PSU (2/16/98)
Blocks	7	@ PSU (1/26/13)
Steals	10	@ PSU (1/10/04)

Penn State Individual vs. Ohio State

FG	10 (14)	Tony Carr (1/25/19)
FGA	25 (9)	Joe Crispin (3/3/01)
3 FG	7 (14)	Joe Crispin (2/27/99)
3 FGA	14 (5)	Shep Garner (2/28/17)
FT	11 (16)	Marlon Smith (1/10/04)
FTA	16 (11)	Marlon Smith (1/10/04)
OR	7	Geary Claxton (1/26/05)
DR	10	John Amaechi (2/19/94)
Rebs.	14	John Amaechi (2/19/94)
Pts.	30	Tony Carr (2/15/18)
Assists	9	Ben Luber (3/10/06)
Blocks	6	Calvin Booth (2/16/98)
Steals	4	Geary Claxton (1/21/06)



EARLIER THIS YEAR VS. PENN STATE (12/9/23)

Ohio St. - 80

Record: 8-2 (1-1)

NO. Name	Min	FG			3P			FT			Rebounds			Fouls		TP	AS	TO	ST	Blocks		+/-
		M-A	M-A	M-A	OR	DR	TOT	PF	FD	BS	BA											
10 Jamison Battle	F 33:33	5-10	3-8	0-0	2	2	4	3	1	13	3	3	1	0	0	3				0	0	3
34 Felix Okpara	C 19:59	4-5	0-0	1-2	3	5	8	3	1	9	0	1	0	1	1	7				1	1	7
1 Roddy Gayle Jr.	G 26:31	3-8	3-4	2-2	2	1	3	2	2	11	4	3	1	0	0	-6				0	0	-6
2 Bruce Thornton	G 32:15	4-11	3-6	6-7	0	1	1	3	6	17	4	1	0	0	0	-10				0	0	-10
12 Evan Mahaffey	G 31:22	2-5	0-0	1-2	2	3	5	3	2	5	6	3	0	1	0	-2				1	0	-2
4 Dale Bonner	21:24	2-7	0-3	0-1	0	4	4	3	1	4	3	2	0	0	0	3				0	0	3
23 Zed Key	19:09	4-7	0-0	4-6	4	7	11	0	4	12	1	1	0	0	0	-9				0	0	-9
0 Scotty Middleton	15:47	3-7	2-5	1-2	0	5	5	1	1	9	0	1	0	1	0	-1				1	0	-1
Team					2	0	2			0										1		
Totals		27-60	11-26	15-22	15	28	43	18	18	80	21	16	2	3	1	-3						

Shooting By Period		
1 st	FG%	15-28 53.6%
	3PT%	6-14 42.9%
	FT%	5-9 55.6%
2 nd	FG%	12-32 37.5%
	3PT%	5-12 41.7%
	FT%	10-13 76.9%
GM	FG%	27-60 45.0%
	3PT%	11-26 42.3%
	FT%	15-22 68.2%

Dead Ball Rebounds: 6, 0

Technical Fouls::NONE

Penn St. - 83

Record: 5-5 (1-1)

NO. Name	Min	FG			3P			FT			Rebounds			Fouls		TP	AS	TO	ST	Blocks		+/-
		M-A	M-A	M-A	OR	DR	TOT	PF	FD	BS	BA											
22 Qudus Wahab	F 21:41	4-5	0-0	2-2	3	2	5	2	2	10	0	1	1	1	0	-8				1	0	-8
24 Zach Hicks	F 29:20	4-7	2-4	1-2	2	4	6	1	2	11	1	2	0	0	0	2				0	0	2
0 Kanye Clary	G 32:43	7-17	1-3	4-6	2	3	5	2	7	19	1	1	1	0	0	-2				0	0	-2
1 Ace Baldwin Jr.	G 34:59	4-11	1-5	0-0	2	1	3	4	2	9	5	0	3	0	0	1				0	0	1
4 Puff Johnson	G 18:40	0-5	0-2	1-3	0	2	2	2	2	1	1	0	0	0	2	-16				0	2	-16
3 Nick Kern	14:37	1-2	0-0	0-0	0	1	1	4	0	2	2	3	1	0	0	2				0	0	2
11 Leo O'Boyle	24:60	4-5	4-5	3-3	1	3	4	2	1	15	0	0	1	0	0	16				0	0	16
21 RayQuawndis Mitchell	03:09	0-2	0-1	0-0	0	0	0	0	0	0	0	0	0	0	0	5				0	0	5
2 D'Marco Dunn	19:51	7-11	2-4	0-3	2	2	4	1	2	16	1	1	3	0	1	15				0	1	15
Team					0	1	1			0										0		
Totals		31-65	10-24	11-19	12	19	31	18	18	83	11	8	10	1	3	3						

Shooting By Period		
1 st	FG%	11-32 34.4%
	3PT%	2-9 22.2%
	FT%	5-8 62.5%
2 nd	FG%	20-33 60.6%
	3PT%	8-15 53.3%
	FT%	6-11 54.5%
GM	FG%	31-65 47.7%
	3PT%	10-24 41.7%
	FT%	11-19 57.9%

Dead Ball Rebounds: 2, 0

Technical Fouls::NONE

	OSU	PSU	Points from	OSU	PSU	Period by Period Scoring		
Biggest lead	18 (2 nd 15:31)	4 (2 nd 0:07)	Turnovers	8	12			
Best Scoring Run	9(2 nd 18:48)	11(2 nd 7:23)	Paint	28	24			
Lead Changes	3		Second Chance	20	16	OSU	41	39
Times Tied	4		Fast Breaks	5	4	PSU	29	54
Time with Lead	35:51	00:58	Bench	25	33	TOT		80

STATE COLLEGE, Pa. -- Bruce Thornton scored 17 points and Zed Key notched a second-consecutive double-double but Penn State was able to erase a second half deficit and sneak away with an 83-80 victory on Saturday evening.

The loss snaps Ohio State's seven-game winning streak as the Buckeyes are now 8-2 on the season and 1-1 in Big Ten play.

Thornton had 17 points with four assists while Key finished with 12 points and a game-high 11 rebounds. Felix Okpara was 4-of-5 from the floor and finished with nine points and eight rebounds.

Evan Mahaffey, the Penn State transfer, had five points and dished-out a career-high six assists to go along with a career-high tying five rebounds. Ohio State jumped out to an 11-4 lead on back-to-back three-pointers by Battle. Penn State came back and took a 17-16 but a 15-5 Buckeye run over the next five minutes put the Buckeyes in front 31-22. PSU was scoreless over the final 4:32 of the first and the Buckeyes went to the locker room with a 41-29 lead.

The lead grew to as many as 18 points with 15:31 to play but that's when Penn State got hot. The Nittany Lions made over 60 percent of their shots in the second half and slowly chipped-away at the lead. They would take their first lead of the second half with 32 seconds to play on a three-pointer by Ace Baldwin Jr. They would then hold on in the final moments for the three-point win.

Ohio State will have a week off before heading to Atlanta to take part in the CBS Sports Classic next Saturday. The Buckeyes will play future Big Ten foe UCLA at 3 p.m. on CBS.

- Felix Okpara extended his consecutive games streak with at least block to 17 games. He matches Dallas Lauderdale's longest career streak and only Ken Johnson and Greg Oden have had longer streaks since 2000.
- Freshman Scotty Middleton had nine points, his most since scoring 13 in the opener against Oakland. He tied his season-high with a pair of three-point field goals in the opening half.
- Bruce Thornton has scored in double-figures in nine of the 10 games this season. He finished with 17 points and four assists.
- Zed Key notched his second-consecutive double-double and his third of the season with 12 points and 11 rebounds. This was the 11th double-double of his career.
- Penn State transfer Evan Mahaffey finished with just five points but grabbed a career-high five rebounds and dished-out a career-high six assists.
- Ohio State had 21 assists on 27 field goals. The 21 assists were one-shy of a season-high.
- The Buckeyes made 11 three-pointers, marking their fourth game this season with 10 or more three-point field goals.



LAST TIME OUT -- OHIO STATE VS. MICHIGAN (1/15/24)

Ohio St. - 65

Record: 12-5 (2-4)

NO.	Name	Min	FG			3P			FT			Rebounds			Fouls		TP	AS	TO	ST	Blocks		+/-
			M-A	M-A	M-A	OR	DR	TOT	PF	FD	OR	DR	TOT	BS	BA								
10	Jamison Battle	F 24:20	2-10	1-8	0-0	0	5	5	3	0	5	0	0	0	0	0	0	0	0	0	0	0	-7
34	Felix Okpara	C 34:49	5-8	0-0	0-0	5	4	9	2	2	10	2	1	0	5	0	0	0	5	0	0	-7	
1	Roddy Gayle Jr.	G 34:17	3-8	0-3	6-6	0	2	2	3	3	12	0	1	0	0	1	0	0	0	1	0	-12	
2	Bruce Thornton	G 37:40	8-19	2-7	1-1	1	5	6	2	5	19	2	1	4	0	1	4	0	1	0	1	-16	
12	Evan Mahaffey	G 23:06	3-5	0-0	2-2	2	3	5	1	1	8	0	0	0	0	0	0	0	0	0	0	-7	
23	Zed Key	14:40	0-2	0-0	1-2	0	0	0	1	1	1	1	0	1	0	1	0	1	0	1	0	6	
4	Dale Bonner	12:33	1-4	0-2	0-0	0	2	2	1	1	2	3	0	0	0	0	0	0	0	0	0	3	
21	Devin Royal	07:02	3-5	0-1	1-1	2	1	3	0	1	7	0	1	0	0	0	0	0	0	0	0	-7	
0	Scotty Middleton	09:19	0-3	0-2	1-2	0	1	1	0	1	1	0	0	0	0	0	0	0	0	0	0	5	
3	Taison Chatman	02:15	0-2	0-2	0-0	0	1	1	0	0	0	0	0	0	0	0	0	0	0	0	0	2	
Team						0	4	4			0			0									
Totals			25-66	3-25	12-14	10	28	38	13	15	65	8	4	5	5	3							-8

Technical Fouls::NONE

Shooting By Period		
1 st	FG%	10-31 32.3%
	3PT%	1-14 7.1%
	FT%	7-9 77.8%
2 nd	FG%	15-35 42.9%
	3PT%	2-11 18.2%
	FT%	5-5 100%
GM	FG%	25-66 37.9%
	3PT%	3-25 12.0%
	FT%	12-14 85.7%

Dead Ball Rebounds: 1, 0

Michigan - 73

Record: 7-10 (2-4)

NO.	Name	Min	FG			3P			FT			Rebounds			Fouls		TP	AS	TO	ST	Blocks		+/-
			M-A	M-A	M-A	OR	DR	TOT	PF	FD	OR	DR	TOT	BS	BA								
5	Terrance Williams II	F 35:04	6-9	5-5	1-2	1	4	5	1	1	18	3	0	0	0	0	0	0	0	0	0	19	
13	Olivier Nkamhoua	F 37:02	9-21	2-8	0-0	1	5	6	3	1	20	4	2	0	0	1	8					8	
32	Tarris Reed Jr.	F 28:27	2-8	0-0	2-2	4	4	8	3	2	6	0	3	0	0	1	2					2	
0	Dug McDaniel	G 38:43	6-16	3-6	0-0	0	3	3	0	4	15	4	3	0	0	1	6					6	
4	Nimari Burnett	G 37:08	2-4	1-2	2-4	1	9	10	2	2	7	4	1	1	1	1	7					7	
25	Jace Howard	07:51	0-1	0-1	0-0	1	2	3	3	1	0	0	0	0	0	0	-3					-3	
42	Will Tschetter	14:31	2-4	1-1	2-2	1	0	1	3	2	7	0	0	0	2	1	6					6	
3	Jaelin Llewellyn	01:14	0-0	0-0	0-0	0	0	0	0	0	0	0	0	0	0	0	-5					-5	
Team						1	5	6			0			0									
Totals			27-63	12-23	7-10	10	32	42	15	13	73	15	9	1	3	5							8

Technical Fouls::NONE

Shooting By Period		
1 st	FG%	14-34 41.2%
	3PT%	7-11 63.6%
	FT%	2-3 66.7%
2 nd	FG%	13-29 44.8%
	3PT%	5-12 41.7%
	FT%	5-7 71.4%
GM	FG%	27-63 42.9%
	3PT%	12-23 52.2%
	FT%	7-10 70.0%

Dead Ball Rebounds: 1, 0

	Ohio	Mich
Biggest lead	4 (1 st 17:06)	12 (2 nd 11:46)
Best Scoring Run	16(2 nd 7:58)	8(1 st 8:35)
Lead Changes	6	
Times Tied	4	
Time with Lead	08:33	27:47

	Ohio	Mich
Points from		
Turnovers	16	5
Paint	32	22
Second Chance	12	15
Fast Breaks	2	0
Bench	11	7

	Period by Period Scoring		
	1st	2nd	TOT
Ohio	28	37	65
Mich	37	36	73

ANN ARBOR, Mich. -- A 16-0 second half run gave Ohio State life as well as a four-point lead with eight minutes to play. However, Michigan hit a pair of clutch three-pointers down the stretch and would pull-out a 73-65 victory on Monday afternoon inside the Crisler Center.

Sophomore Bruce Thornton led the Buckeyes in scoring with 19 points while Roddy Gayle Jr. added 12 points. Felix Okpara also had a nice game, finishing with 10 points, nine rebounds and five blocks.

The difference in the game came at the three-point line. Michigan shot a season-best 52 percent (12-of-23) from long range while the Buckeyes' recent struggles continued as they were just 3-of-25 for 12 percent.

The Buckeyes were just 1-of-14 on three-point attempts in the first half. Conversely, Michigan was 7-of-11, including hitting one at the halftime buzzer to take a 37-28 lead at the break.

The Buckeyes came out hot to start the second half, led by graduate transfer Jamison Battle who collected five quick points to cut the lead to four just four minutes into the half. Michigan would maintain a 52-43 lead by the midway mark after a quick offensive burst.

Ohio State would find the spark however, launching an over four-minute, 16-0 scoring run, coming out of the under-12 media timeout. Thornton led the way with eight points and Dale Bonner gave the team a great boost. That run gave the Buckeyes a 59-55 lead at the under-eight media timeout.

A 12-2 Wolverine run in the final stretch would seal the deal down the stretch as Terrence Williams II made two three-pointers in the final four minutes.

- The Buckeyes return home to host Penn State this Saturday beginning at noon on BTN.
- The Buckeyes finished the game with a season-low four turnovers.
- But they also finished the game with a season-low six assists.
- Felix Okpara blocked five shots and has extended his consecutive game streak with a block to 23.
- Okpara grabbed nine rebounds and has averaged nearly 10 rebounds per game in the past four games (9.5 rpg)
- Freshman Devin Royal had seven points and three rebounds. The seven points are his second-most this season behind his 11-point game vs. Central Michigan at the end of November.
- Evan Mahaffey finished with eight points and five boards. The eight points were also his second-most in a game and the most in the six Big Ten games.
- Bruce Thornton had 19 points and swiped a career-high four steals.



UNIVERSITY AT A GLANCE

Name of School The Ohio State University
 City (Pop.) Columbus, Ohio (1.7 m)
 Founded 1870
 Enrollment 60,540
 Nickname Buckeyes
 School Colors . Scarlet (PMS 200) & Gray (PMS 429)
 Mascot Brutus Buckeye
 Primary Arena Name Value City Arena (19,049)
 Affiliation NCAA Division I
 Conference Big Ten Conference
 President Walter "Ted" Carter Jr.
 AD & Associate Vice President Eugene Smith
 Alma Mater, Year Notre Dame, 1977
 Associate AD/SWA Janine Oman
 Ticket Office Phone 614-292-2624 or
 1-800-GO-BUCKS

BASKETBALL HISTORY

First Year of Basketball 1898
 All-Time Record (Years)* 1,778-1,149 (125th season)
 NCAA Appearances 31
 NCAA Record 52-30 (31)
 National Championships 1 (1960)
 National Runners-up 4
 NCAA Final Fours 10
 NCAA Elite Eights 14
 NCAA SWEET 16s 14
 NIT Appearances 9
 NIT Record 19-8
 NIT Championships 2
 NIT Runner-up 1
 Big Ten Conference Season 112th
 All-Time Big Ten Regular Season Record* 843-762
 Big Ten Championships 20
 Outright Big Ten Titles 13
 Big Ten Tournament Title Game Appearances 9
 Big Ten Tournament Titles 4
 Big Ten Tournament Record 33-18

**The NCAA vacated 113 games (82-31) between 1998-99 and 2001-02*

BASKETBALL STAFF

Head Coach Chris Holtmann
 Alma Mater, Year Taylor (Ind.), 1994
 Associate Head Coach... Jake Diebler (Valparaiso, 2009)
 Assistant Coaches Jack Owens (E. Illinois, 1999)
 Mike Netti (Syracuse, 2002)
 Brandon Bailey (DePaul, 2009)
 Director of Basketball Operations David Egelhoff
 Director of Professional Development Terence Dials
 Special Assistant to the Head Coach Nick Kellogg
 Video Coordinator Robbie Rucki
 Program Assistant John McCausland
 Strength/Conditioning Quadrian Banks
 Athletic Trainer Tony Laurenzi
 Team Physician Dr. Grant Jones
 Equipment Manager Eric Buchanan
 Athletic Academic Counselor Alexa Webb
 Athletic Administrator Dan Cloran

RADIO INFORMATION

Radio Station 97.1 FM The Fan
 Radio Contact Person Skip Motic
 Phone 614-460-3850
 Play-by-Play Announcer Paul Keels
 Analyst Ron Stokes

ATHLETICS COMMUNICATIONS

Men's Basketball Contact Gary Petit
 E-mail: petit38@osu.edu
 Work: 614-292-3270
 Cell: 740-516-4370
 Twitter/Instagram: @GPetitOSU/petitgm

MAHAFFEY HAD A GOOD NIGHT AGAINST HIS OLD TEAM

- Penn State transfer Evan Mahaffey took on his former team for the first time this season on Dec. 9 in State College.
- Despite a tough loss for the Buckeyes, Mahaffey played well, scoring five points, grabbing a career-high tying five rebounds and dishing-out a career-high six assists. He also had a big chase-down block in the first half.
- The Cincinnati, Ohio native played in 34 games as a true freshman including both NCAA tournament games for the Nittany Lions.

BL-OKPARA PROTECTING THE RIM

- Sophomore big man Felix Okpara has swatted at least one shot in all 16 games he's played this season and dating back to last season, he has blocked a shot in each of his last 23 games.
- He is one of just three Buckeyes since 2000 to have a streak of at least 23 games with a blocked shot. He joins Ken Johnson (the Big Ten's all-time shot-block leader) and Greg Oden.
- He is currently second in the Big Ten and 10th nationally with 42 blocked shots this season.
- He blocked a career-high tying five shots in the win over Minnesota on Dec. 3, at Indiana on Jan. 6 and again on Jan. 15 at Michigan.
- Okpara had 44 blocks last year as a freshman, which was sixth-most by an OSU rookie.

OKPARA OVER THE LAST SEVEN

- Felix Okpara has started to stack solid over the few games.
- In the last seven games, he is averaging 8.1 points and 7.8 rebounds while shooting 66.7 percent (24-of-36).
- He has also swatted 20 shots over the last seven games and is 9-of-12 from the free throw line.

BATTLE HITTING FROM RANGE

- Battle has been one of the best three-point shooters in the country this season.
- He has made a three-pointer in all 17 games and has a total of 52 on the year.
- He has made the most threes of anyone in the Big Ten this season and is also shooting the highest percentage as well, canning 44.4 percent of his attempts.
- He has five games with five three-pointers made. He also made five threes in four consecutive games from Dec. 21 to Jan. 6. That marked the first time a Buckeye had done that since Jon Diebler did it in four consecutive games from Nov. 24 to Dec. 5, 2009.
- He was one three-pointer shy in the game against Wisconsin (Jan. 10) from becoming the first player in program history with five or more threes in five-consecutive games. He was 4-for-5 against the Badgers.
- Dating back to last season, Battle has made at least one three-pointer in 23 of the last 24 games.

BATTLE TOPS 300 THREE-POINTERS

- With his first three-pointer in the game at Indiana on Jan. 6, Jamison Battle recorded his 300th career three-point field goal.
- Currently, he is 10th on the NCAA active career list. Of the Top 10 players on the list, he has played in the second-fewest games (120).
- Battle is a career 36.3 percent from distance and is shooting a career-best 44.4 percent this season.

10 THREES IN THREE CONSECUTIVE GAMES

- After a slow start from beyond the arc, Ohio State made 10 or more threes against Merrimack, Alabama and Santa Clara.
- That was just the first time since 2000 that the Buckeyes reached double-figure threes in three consecutive games and the first time since January of 2021.
- The Buckeyes have made 10 or more threes in a game six times this season.

322 CONSECUTIVE GAMES WITH A THREE

- Ohio State has made at least one three-point field goal in 322 consecutive games.
- The last time the Buckeyes failed to make a three-pointer was on March 2, 2014, when they were 0-for-11 in a 72-64 loss at Indiana.
- The streak was in jeopardy vs. UCLA on Dec. 16 as Jamison Battle knocked-down the team's lone three-pointer with 46 seconds left in the game. The Buckeyes with just 1-for-15 in the game.
- That game was one of five games during the streak with just one three-pointer.
- Duane Washington Jr. (2019-21) has made the most three-pointers during the streak at 185
- Ohio State has shot 35.6 percent (2,326-of-6,530) during the streak.

THORNTON TAKING CARE OF THE BALL

- Sophomore point guard Bruce Thornton has 73 assists and 16 turnovers this season.
- His 4.56 assist-to-turnover ratio is second in the Big Ten and is also second-best nationally.
- Thornton leads the team in scoring at 16.8 points per game. He scored a then career-high 24 points against No. 15 Texas A&M and followed it with a new career-high 29 points in the win over No. 17 Alabama.
- He has scored in double figures in all but two games this season.

MOST "STARTS" TO START A CAREER

- Bruce Thornton has started each of the first 52 games of his career.
- In research done by Adam Jardy of the Columbus Dispatch, Thornton is the first Buckeye to start each of the first 52 games of his career without missing a game since Michael Redd started all 96 games in his three-year career from 1998-2000.
- Coach Holtmann has stated that Bruce is the most "every day guy" that he has coached in his career. "He shows up every day and works hard. He's a tone setter and a great leader for our program."

RODDY'S BIG NIGHT VS. WVU

- Sophomore Roddy Gayle Jr. had a career-high night in the win over West Virginia in Cleveland on Dec. 30.
- The Niagara Falls, N.Y. native scored a career-high 32 points to go along with six assists and a game-high five assists.
- That was the first 30-point game of his career and it was the first 30-point game since Justice Sueing had 33 points last year vs. Texas Tech in Maui.
- In addition to Gayle and Sueing, the other Buckeyes with games of 32 points, six rebounds and five assists since 1998 were D'Angelo Russell (2x), Evan Turner, Jamar Butler and Michael Redd.



FIRST POINTS / FIRST SUBSTITUTION

Opponent	1st Pts	How	Time	Opp	1st Sub	Time	STARTERS				
							1	2	3	4	5
at Dayton	Mahaffey	Jumper	16:51	19:05	Bonner-Battle	14:34	Thornton	Gayle Jr.	Battle	Mahaffey	Okpara
OAKLAND	Okpara	Jumper	17:27	18:39	Middleton-Mahaffey	16:49	Thornton	Gayle Jr.	Battle	Mahaffey	Okpara
TEXAS A&M	Thornton	3-pointer	19:42	19:26	Middleton-Battle	15:18	Thornton	Gayle Jr.	Battle	Mahaffey	Okpara
MERRIMACK	Gayle Jr.	3-pointer	19:05	18:06	Key-Okpara	15:53	Thornton	Gayle Jr.	Battle	Mahaffey	Okpara
W. MICHIGAN	Battle	3-pointer	19:47	19:13	Key-Okpara	16:47	Thornton	Gayle Jr.	Battle	Mahaffey	Okpara
vs. Alabama	Thornton	3-pointer	18:38	19:28	Middleton-Battle	13:58	Thornton	Gayle Jr.	Battle	Mahaffey	Okpara
vs. Santa Clara	Gayle Jr.	3-pointer	19:24	18:14	Bonner-Gayle Jr.	15:47	Thornton	Gayle Jr.	Battle	Mahaffey	Okpara
C. MICHIGAN	Gayle Jr.	Lay-up	18:57	18:40	Royal-Mahaffey	18:00	Thornton	Gayle Jr.	Battle	Mahaffey	Okpara
MINNESOTA	Gayle Jr.	3-pointer	18:52	18:30	Bonner-Thornton	16:37	Thornton	Gayle Jr.	Battle	Mahaffey	Okpara
MIAMI (OHIO)	Battle	Jumper	19:03	19:54	Middleton-Mahaffey	15:56	Thornton	Gayle Jr.	Battle	Mahaffey	Okpara
at Penn State	Thornton	3-pointer	19:37	18:47	Bonner-Gayle Jr.	17:23	Thornton	Gayle Jr.	Battle	Mahaffey	Okpara
vs. UCLA	Gayle Jr.	Runner	19:43	18:26	Bonner-Gayle Jr.	15:34	Thornton	Gayle Jr.	Battle	Mahaffey	Okpara
NEW ORLEANS	Battle	Jumper	18:55	19:09	Middleton-Key	16:56	Thornton	Gayle Jr.	Battle	Mahaffey	Key
vs. West Virginia	Gayle Jr.	3-pointer	18:47	19:39	Middleton-Battle	18:23	Thornton	Gayle Jr.	Battle	Mahaffey	Okpara
RUTGERS	Thornton	Jumper	19:31	18:59	Bonner-Mahaffey	15:59	Thornton	Gayle Jr.	Battle	Mahaffey	Okpara
at Indiana	Thornton	Jumper	17:10	18:48	Key-Okpara	15:11	Thornton	Gayle Jr.	Battle	Mahaffey	Okpara
WISCONSIN	Battle	Jumper	19:31	19:49	Key-Okpara	13:34	Thornton	Gayle Jr.	Battle	Mahaffey	Okpara
at Michigan	Mahaffey	Jumper	18:40	19:36	Key-Okpara	13:26	Thornton	Gayle Jr.	Battle	Mahaffey	Okpara

RODDY MATCHED 1ST YEAR TOTALS

- Roddy Gayle Jr. played a reserve role for most of last season and finished with 162 points. He matched that total before the turn of the calendar year, and now has 239 points this season for an average of 14.1 points per game.
- He's also second on the team with 50 assists, topping his total of 32 from last year.
- In the Emerald Coast Classic, he scored a career-high 23 points on 8-of-11 shooting in the win over No. 17 Alabama and was later named to the All-Tournament Team.
- In the win over UCLA, he led the team with a game-high 19 points and then scored a career-high 32 points in the win over West Virginia.

MILESTONE WATCH

1,000 Career Points	Current Mark
Zed Key	801 (needs 199)
400 Career Assists	Current Mark
Dale Bonner	399 (needs 1)
350 Career 3-Pointers	Current Mark
Jamison Battle	309 (needs 41)
200 Career Steals	Current Mark
Dale Bonner	188 (needs 12)
100 Career Blocks	Current Mark
Felix Okpara	86 (needs 14)
Zed Key	79 (needs 21)

80 OR MORE IN SIX-CONSECUTIVE GAMES

- Ohio State scored 80 or more points in six consecutive games from Nov. 24 to Dec. 9.
- That was the longest streak since the Buckeyes scored 80 or more in six-straight early in the 2011-12 season. All-American Jared Sullinger led the Buckeyes to the Final Four that year.
- The program record for consecutive games of 80 or more points is 15 and that was accomplished during the 1959-60 season. That year, the Buckeyes claimed their lone national championship and were led by guys named Jerry Lucas and John Havlicek.

A STRUGGLE FROM DEEP

- In a game that featured two stout defenses playing each other at a neutral site, Ohio State and UCLA on Dec. 16 combined to make just two three-pointers in the game. Each team had one make apiece.
- That was the fewest combined threes in an Ohio

State game since Michigan and Ohio State combined to make just two on Feb. 2, 1992. The Buckeyes were 0-for-5 and Michigan was 2-of-20 as Ohio State would pull out a 68-58 victory in Ann Arbor.

- Since the full-time adoption of the three-point shot at the beginning of the 1986-87 season, there has been one game that featured zero three pointers (Feb. 27, 1988 vs. Michigan State), three games with one combined three-pointer and now 10 games with just two combined three-point field goals.

LONGEST HOME WIN STREAK VS. UNRANKED NON-CONFERENCE FOES

- Ohio State has won each of its last 31 games against unranked non-conference opponents at home.
- That is the longest active streak in the Big Ten.
- The last loss to an unranked non-conference opponent at home was a 72-62 setback to Syracuse in the ACC/Big Ten Challenge on Nov. 28, 2018.

FIRST TIME IN 13 YEARS THAT 2 OR MORE HAD 25 OR MORE

- In the win over Minnesota on Dec. 3, Bruce Thornton scored 26 points and Jamison Battle added 25 points as the Buckeyes rolled to an 84-74 victory.
- That was the first time a pair of Buckeye teammates scored 25 or more points in the same game since David Lighty and Jared Sullinger each scored 26 points in the 93-75 win at No. 9 Florida on Nov. 16, 2010.
- The last time multiple Buckeyes had 25 or more points against a Big Ten team was back on Feb. 6, 2000, when Michael Redd and George Reese each had 25 points in an 88-67 win at Michigan.

BACK-TO-BACK 25-POINT GAMES

- First the first of hopefully many times, Bruce Thornton scored 25 or more points in back-to-back games.
- He scored 25 points in the win over Central Michigan on Nov. 29 and then scored 26 points on 8-of-12 shooting to go along with five assists and a career-high three steals in the Big Ten opening win vs. Minnesota on Dec. 3.
- He was the first Buckeye with back-to-back 25+ point games since E.J. Liddell opened the 2021-22 season with 25 points vs. Akron and 29 points vs. Niagara.

MISCELLANEOUS STATS

GAMES STARTED

Player	23-24	Career	Streak
Jamison Battle	17	118	90
Dale Bonner	-	56	-
Bruce Thornton	17	52	52
Zed Key	1	48	-
Roddy Gayle Jr.	17	28	22
Felix Okpara	16	27	5
Evan Mahaffey	17	17	17

GAMES SCORED IN DOUBLE-FIGURES

Player	23-24	Career
Jamison Battle	14	96
Dale Bonner	4	58
Zed Key	9	41
Bruce Thornton	15	34
Roddy Gayle Jr.	12	15
Felix Okpara	3	6
Evan Mahaffey	1	2
Scotty Middleton	1	1
Devin Royal	1	1

20-POINT GAMES

Player	23-24	Career
Jamison Battle	3	27
Dale Bonner	-	20
Bruce Thornton	5	9
Roddy Gayle Jr.	3	4
Zed Key	-	3

30-POINT GAMES

Player	23-24	Career
Dale Bonner	-	3
Jamison Battle	-	2
Roddy Gayle Jr.	1	1

10-REBOUND GAMES

Player	23-24	Career
Zed Key	3	15
Jamison Battle	-	8
Felix Okpara	3	5
Dale Bonner	-	3

10-ASSIST GAMES

Player	23-24	Career
Dale Bonner	-	4

DOUBLE-DOUBLES

Player	23-24	Career
Zed Key	3	11
Jamison Battle	-	8
Dale Bonner	-	6
Felix Okpara	-	2

OPENING TIP

Player	23-24	Career
Zed Key	1-0	15-31
Felix Okpara	10-6	17-10

Player	Charges		3-Pt Plays	Dunks	Go-Ahead Threes
	Drawn	Plays			
Jamison Battle	1	2-3	3	7	
Dale Bonner	4	0-1	-	-	
Roddy Gayle Jr.	2	5-6	12	4	
Zed Key	1	4-5	22	-	
Evan Mahaffey	-	1-2	4	-	
Scotty Middleton	-	-	1	2	
Felix Okpara	-	1-3	19	-	
Devin Royal	-	2-2	1	-	
Bruce Thornton	2	9-9	-	6	
Totals	10	24-31	62	19	
Opponents	5	16-23			

MISCELLANEOUS

	OSU	Opp
5-second violation	1	1
10-second violation	-	-
Shot clock violation	6	5
Technical Fouls	1	5



BIG TEN STANDINGS

(As of Jan. 17, 2024)

TEAM	CONFERENCE				OVERALL							
	W-L	PCT.	H	A	W-L	PCT.	PF-PA	H	A	N	STRK	LAST10
Wisconsin	5-1	.833	3-0	2-1	13-4	.765	1286-1133	9-1	2-3	2-0	L1	8-2
Purdue	5-2	.714	3-0	2-2	16-2	.889	1532-1248	9-0	2-2	5-0	W2	9-1
Northwestern	4-2	.667	3-0	1-2	13-4	.765	1240-1139	9-1	2-2	2-1	W1	7-3
Illinois	3-2	.600	2-1	1-1	12-4	.750	1307-1079	9-2	1-2	2-0	L1	7-3
Indiana	4-3	.571	3-1	1-2	12-6	.667	1330-1320	9-2	1-2	2-2	L1	5-5
Minnesota	3-3	.500	2-1	1-2	12-5	.706	1323-1155	11-2	1-2	0-1	L2	7-3
Iowa	3-3	.500	2-1	1-2	11-6	.647	1480-1317	9-1	1-4	1-1	W3	6-4
Nebraska	3-4	.429	3-0	0-4	13-5	.722	1413-1262	11-1	1-4	1-0	L2	6-4
Maryland	3-4	.429	2-1	1-3	11-7	.611	1275-1152	9-1	2-4	0-2	L1	7-3
Penn State	3-4	.429	3-1	0-3	9-9	.500	1384-1333	9-2	0-3	0-4	W1	5-5
Ohio State	2-4	.333	2-1	0-3	12-5	.706	1297-1131	8-2	0-3	4-0	L3	6-4
Michigan State	2-4	.333	2-1	0-3	10-7	.588	1311-1114	9-2	0-3	1-2	W1	6-4
Rutgers	2-4	.333	2-1	0-3	10-7	.588	1167-1111	9-1	1-4	0-2	W1	5-5
Michigan	2-4	.333	1-2	1-2	7-10	.412	1355-1309	4-4	1-3	2-3	W1	3-7

BATTLE BEATS HIS OLD MATES

- Minnesota transfer Jamison Battle knocked-down 4-of-6 three-point attempts and finished with a then season-high 25 points vs. Minnesota on Dec. 3. That was his first of two games against his former team this season.
- Battle played the last two seasons at Minnesota, appearing in 57 games. He led the team in scoring over the last two years at 14.8 ppg and made 134 three-pointers.

BUCKEYES KEEP WINNING IN THE CBS SPORTS CLASSIC

- With its 67-60 victory over UCLA on Dec. 16 in Atlanta, the Buckeyes have won four of their last five contests in the CBS Sports Classic.
- Ohio State is 5-4 in its nine appearances in the CBS Sports Classic.
- The 5-4 mark is the second-best record as North Carolina leads the way at 6-4. Kentucky is 5-5 and UCLA is 3-6.

LIGHTING UP A RANKED TEAM

- With his 29 points in the win over No. 17 Alabama, sophomore Bruce Thornton became just the third Buckeye freshman or sophomore to score 29 points against a Top 25 ranked team since 2000.
- He joins Justin Ahrens and Malaki Branham both hit 29 or more points during their freshmen seasons.
- Ahrens scored 29 points on a career-best six three-pointers against No. 22 Iowa on Feb. 26, 2019.
- Branham poured in 31 points in Ohio State's 86-83 win at No. 15 Illinois on Feb. 24, 2022.
- Since 2000, Thornton is just the 13th Buckeye, regardless of class, to score 29 or more points against a ranked team.

ONE OF THE YOUNGEST ROSTERS

- Last season, Ohio State was one of the least experienced teams in the country in terms of games played. This season, they are one of the youngest in terms of age.
- According to research compiled by Dave Musil at St. Francis, Ohio State's average of 20.15 at the start of the season is tied for the 11th youngest roster in the country.
- It is also the youngest in the Big Ten.
- None of Ohio State's 24 scheduled opponents are in the Top 20.

FIRST TROPHY SINCE 2012-13 SEASON

- Ohio State won the Emerald Coast Classic over the Thanksgiving Weekend and proudly raised the trophy afterwards.
- That was the first true regular season multi-team bracket event title for Ohio State since 2012 Basketball Hall of Fame Tip-off when the Buckeyes beat Rhode Island and Washington on Nov. 17 and 18 at the Mohegan Sun Arena in Uncasville, Conn.
- Later that year, the Buckeyes hoisted another trophy at the end of a bracket event, winning the program's last Big Ten Tournament title with wins over Nebraska, Michigan State and Wisconsin.
- Ohio State then went on to be a 2-seed in the NCAA Tournament and advanced to the Elite Eight.

BUCKEYES ADD TWO IN 2024 CLASS

- Ohio State received national letters of intent from a pair of Ohio players in the 2024 class -- John "Juni" Mobley Jr. and Colin White.
- **Mobley Jr** is a four-star recruit who is ranked No. 46 in the class. He grew up in Reynoldsburg, Ohio and moved to Las Vegas to attend Bishop Gorman for high school and will play this season at Wasatch Academy. He is considered one of the top shooters in the class.
- **White** is a versatile wing player who plays at one of the top high school programs in the state at Ottawa-Glandorf. He has also shined on the AAU circuit for Indiana Elite and has risen in the rankings because of his ability to guard and score from multiple positions.

NATIONAL POLLS

ASSOCIATED PRESS

(JAN. 15)

Rk.	Team (No. 1 Votes)	Rec.	Pts.
1	UConn (39)	15-2	1542
2	Purdue (20)	15-2	1506
3	Kansas (3)	14-2	1426
4	North Carolina (1)	13-3	1407
5	Houston	14-2	1236
6	Tennessee	12-4	1147
7	Duke	13-3	1130
8	Kentucky	12-3	1123
9	Baylor	14-2	1055
10	Memphis	15-2	987
11	Wisconsin	13-3	948
12	Arizona	12-4	918
13	Auburn	14-2	905
14	Illinois	12-4	660
15	Oklahoma	13-3	633
16	Utah State	16-1	538
17	Marquette	11-5	516
18	Creighton	13-4	433
19	TCU	13-3	293
20	BYU	13-3	270
21	Dayton	13-2	261
22	Ole Miss	15-1	236
23	Florida Atlantic	13-4	221
24	Iowa State	13-3	195
25	Texas Tech	14-2	191

Other opponents receiving votes: Alabama 60

ESPN/USA TODAY COACHES

(JAN. 15)

Rk.	Team (No. 1 Votes)	Rec.	Pts.
1	UConn (20)	15-2	785
2	Purdue (12)	15-2	762
3	North Carolina	13-3	717
4	Kansas	14-2	713
5	Houston	14-2	619
6	Duke	13-3	590
7	Tennessee	12-4	574
8	Wisconsin	13-3	533
9	Baylor	14-2	523
10	Kentucky	12-3	514
11	Auburn	14-2	509
12	Memphis	15-2	489
13	Arizona	12-4	424
14	Illinois	12-4	319
15	Creighton	13-4	261
16	Oklahoma	13-3	239
17	Utah State	16-1	238
18	Marquette	11-5	214
19	BYU	13-3	174
20	Iowa State	13-3	152
21	Ole Miss	15-1	151
22	TCU	13-3	150
23	Dayton	13-2	130
24	San Diego State	14-3	102
25	Texas Tech	14-2	92

Other opponents receiving votes: Alabama 60, Nebraska 2



CHRIS HOLTSMANN

HEAD COACH | 7TH SEASON at OSU | 13TH OVERALL

NOTING HOLTSMANN...

- Three-time Naismith National Coach of the Year Finalist (2015, 2018, 2021)
- Two-time Jim Phelan National Coach of the Year Finalist (2014, 2017)
- Big Ten Coach of the Year (2018)
- Big South Coach of the Year (2013)
- Big East Coach of the Year (2017)
- Collegeinsider.com John McLendon National Coach of the Year (2017)
- USBWA District V Coach of the Year (2018)
- NAIA All-American (1994)
- Has won 20+ games in nine of the last 10 seasons
- Holtmann teams have won an opening-round game in the NCAA Tournament in six of the last eight years in which the NCAA Tournament was contested.
- Fifth-most wins among Ohio State coaches
- In his first four years as Ohio State coach his 87 combined wins were third-most behind Thad Matta and Fred Taylor
- Recorded his 100th victory at Ohio State on Jan. 27, 2022 at Minnesota
- Became the 14th head coach in Ohio State history when he was named to the position June 9, 2017
- His 25 wins in his first season at Ohio State were the most for a first-year head coach in program history
- Career win No. 200 was an 87-78 overtime victory over Purdue in the Big Ten Tournament on March 12, 2021
- One of only two coaches in Butler history to lead the Bulldogs to the NCAA Tournament in each of his first three seasons, joining Brad Stevens
- Led Butler to 20+ wins and a NCAA Tournament appearance in each of his three seasons
- Went to the Sweet 16 in 2017 with Butler after earning a No. 4 seed.
- Career win No. 100 was an 81-69 Butler victory over Vermont on Dec. 21, 2016
- Led Gardner-Webb to a school Division I record 21 victories in 2012-13, his final season, after taking over a program that won just eight games in 2009-10.
- In his last season at Gardner-Webb, he was named Big South Conference and NABC District 3 Coach of the Year

HOLTSMANN'S YEARLY RECORDS

Year	School	Record	Conf.	Postseason
2010-11	Gardner-Webb	11-21	6-12/9th	
2011-12	Gardner-Webb	12-20	6-12/9th	
2012-13	Gardner-Webb	21-13	11-5/2nd	CIT 1st Rd
2014-15	Butler	23-11	12-6/3rd	NCAA 3rd Rd
2015-16	Butler	22-11	10-8/4th	NCAA 2nd Rd
2016-17	Butler	25-9	12-6/2nd	NCAA Sweet 16
2017-18	Ohio State	25-9	15-3/2nd	NCAA 2nd Rd
2018-19	Ohio State	20-15	8-12/8th	NCAA 2nd Rd
2019-20	Ohio State	21-10	11-9/5th	Canceled
2020-21	Ohio State	21-10	12-8/5th	NCAA 1st Rd
2021-22	Ohio State	20-12	12-8	NCAA 2nd Rd
2022-23	Ohio State	16-19	5-15	
2023-24	Ohio State	12-5	2-4	

Overall **249-165** **122-108**
(.601) **(.530)**

OVERALL	W	L	Pct.
Ohio State (7th year)	135	80	.628
Butler (3 years)	70	31	.693
Gardner-Webb (3 years)	44	54	.449

CONFERENCE	W	L	Pct.
Big Ten (7th year)	65	59	.524
Big East (3 years)	34	20	.630
Big South (3 years)	23	29	.442

HOLTSMANN'S TEAMS

Most Points	144 vs. Citadel 11/14/15 (BUT)
Most Points Allowed	97 vs. VMI 1/2/11 (G-W)
Fewest Points	42 at Wofford 12/5/12 (G-W)
Fewest Points Allowed	36 vs. New Orleans 12/21/23 (OSU)
Largest victory	+73 vs. Citadel 11/14/15 (BUT)
Largest defeat	-35 at Purdue 3/2/19 (OSU)
Longest winning streak	9 in 2019-20 (OSU)
Longest losing streak	9 in 2010-11 (G-W)
	9 in 2022-23 (OSU)
Decided by 1 point	9-7
Decided by 5 pts or less	53-43
vs. ranked teams	36-48
vs. Top-10 teams	16-23
Home games	152-46
Away games	59-92
Neutral site games	38-27
Overtime games	14-11
Conference Tournament games	8-11
NCAA Tournament games	7-7

CHRIS HOLTSMANN AT A GLANCE...

FULL NAME: Christopher Holtmann
BORN: Nov. 11, 1971
HOMETOWN: Nicholasville, Kentucky
HIGH SCHOOL: Jessamine County
ALMA MATER: Taylor, 1994
 Ball State, 2000
FAMILY: Wife, Lori. Daughter, Nora

COACHING TIME LINE:

2017-Pres.: Ohio State (head coach)
 2014-17: Butler (head coach)
 2013-14: Butler (asst. coach)
 2010-13: Gardner-Webb (head coach)
 2008-10: Ohio (asst. coach)
 2003-08: Gardner-Webb (asst. coach)
 1999-03: Taylor (asst. coach)
 1998-99: Geneva (asst. coach)
 1997-98: Taylor (grad assistant)

Assisted Under: Paul Patterson (Taylor);
 Jeff Santarsiero (Geneva); Rick Scruggs
 (Gardner-Webb); John Groce (Ohio);
 Brandon Miller (Butler)

PLAYING CAREER:

Lettered from 1991-94 at Taylor (Ind.)
 University. As a senior, earned All-
 America honors while leading Taylor to
 a No. 1 ranking in the NAIA rankings.

EDUCATION:

- Bachelor's degree in psychology from
 Taylor in 1994
 - Master's degree in Athletic
 Administration from Ball State in 2000

HOLTSMANN VS. 2023-24 OPPONENTS

Alabama	1	0	New Orleans	1	0
C. Michigan	1	0	Northwestern	8	3
Illinois	6	5	Oakland	1	0
Indiana	8	6	Penn State	6	7
Iowa	6	6	Purdue	4	8
Maryland	5	5	Rutgers	8	3
Merrimack	1	0	Santa Clara	1	0
Miami (OH)	2	0	Texas A&M	0	1
Michigan	5	7	UCLA	3	0
Michigan State	4	7	W. Michigan	1	0
Minnesota	6	4	W. Virginia	1	1
Nebraska	6	2	Wisconsin	4	6



2023-24 SEASON STATS

Game Records

Record	Overall	Home	Away	Neutral
ALL GAMES	12-5	8-2	0-3	4-0
CONFERENCE	2-4	2-1	0-3	0-0
NON-CONFERENCE	10-1	6-1	0-0	4-0

Score by Periods

Team	1st	2nd	OT	TOT
Ohio St.	603	681	13	1297
Opponents	497	624	10	1131

Team Box Score

No.	Player				Total		3-Point		F-Throw		Rebounds								PTS	AVG		
		GP-GS	MIN	AVG	FG-FGA	FG%	3FG-3FGA	3FG%	FT-FTA	FT%	OFF	DEF	TOT	AVG	PF	DQ	A	TO			BLK	STL
2	THORNTON, Bruce	17-17	555:42	32.7	92-216	.426	31-94	.330	70-86	.814	6	46	52	3.1	28	1	73	16	1	25	285	16.8
10	BATTLE, Jamison	17-17	524:14	30.8	88-191	.461	52-117	.444	20-22	.909	24	67	91	5.4	33	1	23	26	4	7	248	14.6
1	GAYLE JR., Roddy	17-17	535:17	31.5	82-183	.448	17-55	.309	58-72	.806	19	68	87	5.1	39	0	50	49	1	10	239	14.1
23	KEY, Zed	17-1	309:12	18.2	50-86	.581	2-5	.400	42-59	.712	41	43	84	4.9	37	0	12	15	9	5	144	8.5
34	OKPARA, Felix	16-16	362:54	22.7	45-70	.643	0-2	.000	15-25	.600	38	77	115	7.2	41	1	9	14	42	5	105	6.6
4	BONNER, Dale	17-0	331:32	19.5	31-98	.316	14-47	.298	12-16	.750	5	44	49	2.9	22	0	25	10	3	12	88	5.2
0	MIDDLETON, Scotty	16-0	269:52	16.9	27-72	.375	14-35	.400	7-15	.467	9	19	28	1.8	16	0	15	11	5	4	75	4.7
12	MAHAFFEY, Evan	17-17	372:41	21.9	26-67	.388	1-10	.100	13-18	.722	29	42	71	4.2	36	0	30	21	9	23	66	3.9
21	ROYAL, Devin	14-0	107:26	7.7	13-27	.481	2-6	.333	6-13	.462	12	16	28	2.0	15	0	6	9	5	1	34	2.4
42	BAUMANN, Colby	2-0	03:30	1.8	0-0	.000	0-0	.000	4-4	1.000	0	0	0	0.0	0	0	0	0	0	0	4	2.0
15	HARDMAN, Bowen	6-0	11:37	1.9	3-5	.600	2-4	.500	0-0	.000	0	1	1	0.2	0	0	0	0	0	0	8	1.3
25	PARKS, Austin	6-0	14:50	2.5	0-0	.000	0-0	.000	1-2	.500	0	3	3	0.5	2	0	1	1	0	1	1	0.2
3	CHATMAN, Taison	6-0	21:12	3.5	0-6	.000	0-5	.000	0-0	.000	1	1	2	0.3	5	0	3	4	0	0	0	0.0
24	ETZLER, Kalen	5-0	10:04	2.0	0-4	.000	0-3	.000	0-0	.000	1	3	4	0.8	4	0	2	1	0	1	0	0.0
Team											32	25	57				8					
Total		17	3430		457-1025	.446	135-383	.352	248-332	.747	217	455	672	39.5	278	3	249	185	79	94	1297	76.3
Opponents		17	3425		419-1005	.417	112-343	.327	181-270	.670	177	393	570	33.5	318	9	176	192	45	89	1131	66.5

Team Statistics

	OSU	OPP
Scoring	1297	1131
Points per game	76.3	66.5
Scoring margin	+9.8	-
Field goals-att	457-1025	419-1005
Field goal pct	.446	.417
3 point fg-att	135-383	112-343
3-point FG pct	.352	.327
3-pt FG made per game	7.9	6.6
Free throws-att	248-332	181-270
Free throw pct	.747	.670
F-Throws made per game	14.6	10.6
Rebounds	672	570
Rebounds per game	39.5	33.5
Rebounding margin	+6.0	-
Assists	249	176
Assists per game	14.6	10.4
Turnovers	185	192
Turnovers per game	10.9	11.3
Turnover margin	+0.4	-
Assist/turnover ratio	1.3	0.9
Steals	94	89
Steals per game	5.5	5.2
Blocks	79	45
Blocks per game	4.6	2.6
Winning streak	0	-
Home win streak	0	-
Attendance	100823	38518
Home games-Avg/Game	10-10082	3-12839
Neutral site-Avg/Game	-	4-8415

Team Results

Date	Opponent		Score	Att.
11/06/2023	Oakland	W	79-73	9244
11/10/2023	Texas A&M	L	66-73	12704
11/15/2023	Merrimack	W	76-52	7929
11/19/2023	Western Mich.	W	73-56	9505
11/24/2023	vs Alabama	W	92-81	2196
11/25/2023	vs Santa Clara	W	86-56	2196
11/29/2023	Central Mich.	W	88-61	8223
12/03/2023	Minnesota	W	84-74	10481
12/06/2023	Miami (OH)	W	84-64	9098
12/09/2023	at Penn St.	L	80-83	9732
12/16/2023	vs UCLA	W	67-60	17058
12/21/2023	New Orleans	W	78-36	11749
12/30/2023	vs West Virginia	Wot	78-75	12211
01/03/2024	Rutgers	W	76-72	10614
01/06/2024	at Indiana	L	65-71	16584
01/10/2024	Wisconsin	L	60-71	11276
01/15/2024	at Michigan	L	65-73	12202



2023-24 BIG TEN STATS

Game Records

Record	Overall	Home	Away	Neutral
ALL GAMES	2-4	2-1	0-3	0-0
CONFERENCE	2-4	2-1	0-3	0-0
NON-CONFERENCE	0-0	0-0	0-0	0-0

Score by Periods

Team	1st	2nd	OT	TOT
Ohio St.	227	203	0	430
Opponents	198	246	0	444

Team Box Score

No.	Player				Total		3-Point		F-Throw		Rebounds											
		GP-GS	MIN	AVG	FG-FGA	FG%	3FG-3FGA	3FG%	FT-FTA	FT%	OFF	DEF	TOT	AVG	PF	DQ	A	TO	BLK	STL	PTS	AVG
2	THORNTON, Bruce	6-6	207:50	34.6	39-90	.433	9-34	.265	21-27	.778	3	13	16	2.7	13	0	29	7	0	9	108	18.0
10	BATTLE, Jamison	6-6	199:33	33.3	35-67	.522	23-46	.500	7-7	1.000	9	28	37	6.2	11	0	4	13	2	2	100	16.7
1	GAYLE JR., Roddy	6-6	200:21	33.4	22-69	.319	6-23	.261	18-20	.900	5	20	25	4.2	16	0	11	21	1	3	68	11.3
34	OKPARA, Felix	6-6	166:59	27.8	17-27	.630	0-0	.000	8-12	.667	18	36	54	9.0	14	0	5	5	20	1	42	7.0
0	MIDDLETON, Scotty	6-0	93:08	15.5	13-26	.500	7-16	.438	2-8	.250	0	10	10	1.7	3	0	4	3	4	0	35	5.8
23	KEY, Zed	6-0	92:10	15.4	11-22	.500	1-2	.500	11-14	.786	10	12	22	3.7	8	0	5	6	2	1	34	5.7
12	MAHAFFEY, Evan	6-6	140:38	23.4	10-25	.400	0-2	.000	3-5	.600	13	11	24	4.0	12	0	11	7	4	7	23	3.8
21	ROYAL, Devin	3-0	09:43	3.2	3-6	.500	0-1	.000	1-1	1.000	2	1	3	1.0	1	0	0	1	0	0	7	2.3
4	BONNER, Dale	6-0	84:34	14.1	6-28	.214	1-11	.091	0-1	.000	1	15	16	2.7	8	0	11	2	2	1	13	2.2
3	CHATMAN, Taison	2-0	05:05	2.5	0-2	.000	0-2	.000	0-0	.000	0	1	1	0.5	0	0	0	1	0	0	0	0.0
Team											14	10	24					3				
Total		6	1200		156-362	.431	47-137	.343	71-95	.747	75	157	232	38.7	86	0	80	69	35	24	430	71.7
Opponents		6	1200		167-369	.453	44-119	.370	66-90	.733	61	140	201	33.5	96	0	76	50	17	38	444	74.0

Team Statistics

	OSU	OPP
Scoring	430	444
Points per game	71.7	74.0
Scoring margin	-2.3	-
Field goals-att	156-362	167-369
Field goal pct	.431	.453
3 point fg-att	47-137	44-119
3-point FG pct	.343	.370
3-pt FG made per game	7.8	7.3
Free throws-att	71-95	66-90
Free throw pct	.747	.733
F-Throws made per game	11.8	11.0
Rebounds	232	201
Rebounds per game	38.7	33.5
Rebounding margin	+5.2	-
Assists	80	76
Assists per game	13.3	12.7
Turnovers	69	50
Turnovers per game	11.5	8.3
Turnover margin	-3.2	-
Assist/turnover ratio	1.2	1.5
Steals	24	38
Steals per game	4.0	6.3
Blocks	35	17
Blocks per game	5.8	2.8
Winning streak	0	-
Home win streak	0	-
Attendance	32371	38518
Home games-Avg/Game	3-10790	3-12839
Neutral site-Avg/Game	-	0-0

Team Results

Date	Opponent		Score	Att.
12/03/2023	Minnesota	W	84-74	10481
12/09/2023	at Penn St.	L	80-83	9732
01/03/2024	Rutgers	W	76-72	10614
01/06/2024	at Indiana	L	65-71	16584
01/10/2024	Wisconsin	L	60-71	11276
01/15/2024	at Michigan	L	65-73	12202



2023-24 SCHEDULE / RESULTS

OVERALL: 12-5 / BIG TEN: 2-4 / HOME: 8-2 / ROAD: 0-3 / NEUTRAL: 4-0

OSU		OPP		Opponent	W/L	Score	Record	OSU High Scorer	OPP High Scorer	High Rebounds	High Assists	Attend.
Date	Rank	Rank										
O22	--	--		at Dayton (Exh.)	W	78-70		Bruce Thornton 21	Enoch Cheeks 17	Jamison Battle 5	Dale Bonner 3	13,407
N6	--	--		OAKLAND	W	79-73	1-0	Bruce Thornton 17 Zed Key 17 Roddy Gayle Jr. 17	Jack Gohlke 18	Zed Key 8 Scotty Middleton 8	Roddy Gayle, Jr. 5	9,244
N10	--	15/19		TEXAS A&M	L	66-73	1-1	Bruce Thornton 24	Wade Taylor IV 21 Tyrece Radford 21	Zed Key 7 Roddy Gayle Jr. 7	Roddy Gayle Jr. 6	12,704
N15	--	--		MERRIMACK	W	76-52	2-1	Roddy Gayle Jr. 20	Devon Savage 20	Zed Key 12	Bruce Thornton 6	7,929
N19	--	--		WESTERN MICHIGAN	W	73-56	3-1	Roddy Gayle Jr. 13 Jamison Battle 13	Seth Hubbard 24	Felix Okpara 11	Bruce Thornton 5	9,505
N24	--	17/15		vs. Alabama ¹	W	92-81	4-1	Bruce Thornton 29	Grant Nelson 20	Felix Okpara 10	Bruce Thornton 4	2,196
N25	--	--		vs. Santa Clara ¹	W	86-56	5-1	Jamison Battle 21	Adama Bal 13	Felix Okpara 7	Bruce Thornton 7	2,196
N29	--	--		CENTRAL MICHIGAN	W	88-61	6-1	Bruce Thornton 25	Jemel Davis 15	Felix Okpara 9	Roddy Gayle Jr. 7	8,223
D3	--	--		MINNESOTA*	W	84-74	7-1, 1-0	Bruce Thornton 26	Dawson Garcia 36	Felix Okpara 8	Bruce Thornton 5	10,481
D6	/25	--		MIAMI (OHIO)	W	84-64	8-1, 1-0	Roddy Gayle Jr. 15	Darweshi Hunter 15	Zed Key 10	Jamison Battle 5	9,098
D9	/25	--		at Penn State*	L	80-83	8-2, 1-1	Bruce Thornton 17	Kanye Clary 19	Zed Key 11	Evan Mahaffey 6	9,732
D16	--	--		vs. UCLA ²	W	67-60	9-2, 1-1	Roddy Gayle Jr. 19	Sebastian Mack 14	Bruce Thornton 7	Bruce Thornton 4	17,058
D21	--	--		NEW ORLEANS	W	78-36	10-2, 1-1	Jamison Battle 17	Jordan Johnson 8	Jamison Battle 9	Jamison Battle 4	11,749
D30	--	--		vs. West Virginia ³	W	78-75 (ot)	11-2, 1-1	Roddy Gayle Jr. 32	RaeQuan Battle 24	Jamison Battle 9 Evan Mahaffey 9	Roddy Gayle Jr. 6	12,211
J3	--	--		RUTGERS*	W	76-72	12-2, 2-1	Bruce Thornton 24	Derek Simpson 24	Felix Okpara 7 Roddy Gayle Jr. 7	Bruce Thornton 7	10,614
J6	--	--		at Indiana*	L	65-71	12-3, 2-2	Jamison Battle 17	Malik Reneau 23	Felix Okpara 15	Bruce Thornton 5	16,564
J10	--	15/15		WISCONSIN*	L	60-71	12-4, 2-3	Jamison Battle 18	Max Klesmit 18	Jamison Battle 8	Bruce Thornton 6	11,276
J15	--	--		at Michigan*	L	65-73	12-5, 2-4	Bruce Thornton 19	O. Nkamhoua 20	Felix Okpara 9	Dale Bonner 3	12,202
J20	--	--		PENN STATE*								
J23	--	--		at Nebraska*								
J27	--	--		at Northwestern*								
J30	--	--		ILLINOIS*								
F2	--	--		at Iowa*								
F6	--	--		INDIANA*								
F10	--	--		MARYLAND*								
F13	--	--		at Wisconsin*								
F18	--	--		PURDUE*								
F22	--	--		at Minnesota*								
F25	--	--		at Michigan State*								
F29	--	--		NEBRASKA*								
M3	--	--		MICHIGAN*								
M10	--	--		at Rutgers*								
M13-17				Big Ten Tournament ⁴								

CAPS - home game

* - Big Ten game

(1) Emerald Coast Classic -- Raider Arena (Niceville, Fla.)

(2) CBS Sports Classic -- State Farm Arena (Atlanta, Ga.)

(3) Legends of Basketball Classic -- Rocket Mortgage Fieldhouse (Cleveland, Ohio)

(4) Big Ten Tournament -- Target Center (Minneapolis, Minn.)

Rank = Associated Press / Coaches (at time of game)



SEASON / CAREER STATISTICS

Player	Season Statistics										Career Statistics									
	GP-GS	MIN/G	FG%	3FG%	FT%	R/G	A/G	STL	BLK	PTS/G	GP-GS	MIN/G	FG%	3FG%	FT%	R/G	A/G	STL	BLK	PTS/G
BATTLE, Jamison	17-17	30.8	.461	.444	.909	5.4	1.4	7	4	14.6	120-118	35.2	.425	.363	.802	5.2	1.1	60	46	14.4
BAUMANN, Colby	2-0	1.8	.000	.000	1.000	0.0	0.0	0	0	2.0	5-0	1.9	.000	.000	1.000	0.6	0.2	0	0	0.8
BONNER, Dale	17-0	19.5	.316	.298	.750	2.9	1.5	12	3	5.2	127-56	24.6	.431	.354	.735	2.9	3.1	188	16	10.1
CHATMAN, Taison	6-0	3.5	.000	.000	.000	0.3	0.5	0	0	0.0	6-0	3.5	.000	.000	.000	0.3	0.5	0	0	0.0
ETZLER, Kalen	5-0	2.0	.000	.000	.000	0.8	0.4	1	0	0.0	14-0	2.9	.250	.125	.000	1.1	0.2	1	0	0.5
GAYLE JR., Roddy	17-17	31.5	.448	.309	.806	5.1	2.9	10	1	14.1	52-28	21.3	.444	.365	.806	2.8	1.6	31	13	7.7
HARDMAN, Bowen	6-0	1.9	.600	.500	.000	0.2	0.0	0	0	1.3	13-0	2.3	.538	.500	.000	0.1	0.0	0	0	1.5
KEY, Zed	17-1	18.2	.581	.400	.712	4.9	0.7	5	9	8.5	102-48	18.3	.570	.310	.625	5.3	0.5	28	79	7.9
MAHAFFEY, Evan	17-17	21.9	.388	.100	.722	4.2	1.8	23	9	3.9	51-17	13.6	.477	.227	.630	2.5	0.8	32	16	3.1
MIDDLETON, Scotty	16-0	16.9	.375	.400	.467	1.8	0.9	4	5	4.7	16-0	16.9	.375	.400	.467	1.8	0.9	4	5	4.7
OKPARA, Felix	16-16	22.7	.643	.000	.600	7.2	0.6	5	42	6.6	51-27	17.7	.609	.143	.608	4.7	0.4	19	86	4.8
PARKS, Austin	6-0	2.5	.000	.000	.500	0.5	0.2	1	0	0.2	6-0	2.5	.000	.000	.500	0.5	0.2	1	0	0.2
ROYAL, Devin	14-0	7.7	.481	.333	.462	2.0	0.4	1	5	2.4	14-0	7.7	.481	.333	.462	2.0	0.4	1	5	2.4
THORNTON, Bruce	17-17	32.7	.426	.330	.814	3.1	4.3	25	1	16.8	52-52	31.2	.443	.354	.776	2.8	3.2	54	6	12.6

Scoring

Player	Season Statistics								Career Statistics							
	FG-FGA	FG%	3FG-3FGA	3FG%	FT-FTA	FT%	PTS	PTS/G	FG-FGA	FG%	3FG-3FGA	3FG%	FT-FTA	FT%	PTS	PTS/G
BATTLE, Jamison	88-191	.461	52-117	.444	20-22	.909	248	14.6	616-1448	.425	309-851	.363	186-232	.802	1727	14.4
BAUMANN, Colby	0-0	.000	0-0	.000	4-4	1.000	4	2.0	0-2	.000	0-1	.000	4-4	1.000	4	0.8
BONNER, Dale	31-98	.316	14-47	.298	12-16	.750	88	5.2	434-1007	.431	124-350	.354	285-388	.735	1277	10.1
CHATMAN, Taison	0-6	.000	0-5	.000	0-0	.000	0	0.0	0-6	.000	0-5	.000	0-0	.000	0	0.0
ETZLER, Kalen	0-4	.000	0-3	.000	0-0	.000	0	0.0	3-12	.250	1-8	.125	0-0	.000	7	0.5
GAYLE JR., Roddy	82-183	.448	17-55	.309	58-72	.806	239	14.1	144-324	.444	38-104	.365	75-93	.806	401	7.7
HARDMAN, Bowen	3-5	.600	2-4	.500	0-0	.000	8	1.3	7-13	.538	6-12	.500	0-0	.000	20	1.5
KEY, Zed	50-86	.581	2-5	.400	42-59	.712	144	8.5	310-544	.570	9-29	.310	172-275	.625	801	7.9
MAHAFFEY, Evan	26-67	.388	1-10	.100	13-18	.722	66	3.9	63-132	.477	5-22	.227	29-46	.630	160	3.1
MIDDLETON, Scotty	27-72	.375	14-35	.400	7-15	.467	75	4.7	27-72	.375	14-35	.400	7-15	.467	75	4.7
OKPARA, Felix	45-70	.643	0-2	.000	15-25	.600	105	6.6	106-174	.609	1-7	.143	31-51	.608	244	4.8
PARKS, Austin	0-0	.000	0-0	.000	1-2	.500	1	0.2	0-0	.000	0-0	.000	1-2	.500	1	0.2
ROYAL, Devin	13-27	.481	2-6	.333	6-13	.462	34	2.4	13-27	.481	2-6	.333	6-13	.462	34	2.4
THORNTON, Bruce	92-216	.426	31-94	.330	70-86	.814	285	16.8	231-521	.443	73-206	.354	121-156	.776	656	12.6

Totals

Player	Season Statistics								Career Statistics							
	O-REB	D-REB	TOTAL	PF	FO	A	TO	A/TO	O-REB	D-REB	TOTAL	PF	FO	A	TO	A/TO
BATTLE, Jamison	24	67	91	33	1	23	26	0.9	59	563	622	235	3	127	183	0.7
BAUMANN, Colby	0	0	0	0	0	0	0	0.0	2	1	3	0	0	1	1	1.0
BONNER, Dale	5	44	49	22	0	25	10	2.5	92	278	370	202	3	399	219	1.8
CHATMAN, Taison	1	1	2	5	0	3	4	0.8	1	1	2	5	0	3	4	0.8
ETZLER, Kalen	1	3	4	4	0	2	1	2.0	3	13	16	8	0	3	3	1.0
GAYLE JR., Roddy	19	68	87	39	0	50	49	1.0	28	116	144	96	0	82	76	1.1
HARDMAN, Bowen	0	1	1	0	0	0	0	0.0	0	1	1	2	0	0	0	0.0
KEY, Zed	41	43	84	37	0	12	15	0.8	222	318	540	227	1	56	106	0.5
MAHAFFEY, Evan	29	42	71	36	0	30	21	1.4	51	79	130	95	1	42	35	1.2
MIDDLETON, Scotty	9	19	28	16	0	15	11	1.4	9	19	28	16	0	15	11	1.4
OKPARA, Felix	38	77	115	41	1	9	14	0.6	85	157	242	102	3	18	32	0.6
PARKS, Austin	0	3	3	2	0	1	1	1.0	0	3	3	2	0	1	1	1.0
ROYAL, Devin	12	16	28	15	0	6	9	0.7	12	16	28	15	0	6	9	0.7
THORNTON, Bruce	6	46	52	28	1	73	16	4.6	16	132	148	86	2	165	62	2.7



HOME GAMES

No.	Player	GP-GS MIN AVG			Total		3-Point		F-Throw		Rebounds				PF	DQ	A	A/G	TO	TO/G	A/TO	BLK	BLK/G	STL	STL/G	PTS	AVG
		GP-GS	MIN	AVG	FG-FGA	FG%	3FG-3FGA	3FG%	FT-FTA	FT%	OFF	DEF	TOT	AVG													
2	THORNTON, Bruce	10-10	311:33	31.2	58-120	.483	19-52	.365	39-49	.796	2	19	21	2.1	10	0	43	4.30	7	0.70	6.14	1	0.10	13	1.30	174	17.4
10	BATTLE, Jamison	10-10	302:36	30.3	53-108	.491	31-60	.517	15-17	.882	14	43	57	5.7	22	1	16	1.60	14	1.40	1.14	4	0.40	2	0.20	152	15.2
1	GAYLE JR., Roddy	10-10	321:56	32.2	46-102	.451	8-30	.267	25-35	.714	14	44	58	5.8	18	0	34	3.40	31	3.10	1.10	0	0.00	5	0.50	125	12.5
23	KEY, Zed	10-1	183:54	18.4	32-58	.552	1-4	.250	26-36	.722	27	28	55	5.5	22	0	7	0.70	11	1.10	0.64	6	0.60	3	0.30	91	9.1
34	OKPARA, Felix	9-9	191:21	21.3	21-31	.677	0-1	.000	10-17	.588	17	40	57	6.3	22	0	3	0.33	7	0.78	0.43	22	2.44	3	0.33	52	5.8
4	BONNER, Dale	10-0	188:05	18.8	17-57	.298	9-28	.321	11-13	.846	2	26	28	2.8	10	0	14	1.40	7	0.70	2.00	1	0.10	7	0.70	54	5.4
0	MIDDLETON, Scotty	9-0	165:44	18.4	14-41	.341	8-20	.400	5-11	.455	7	12	19	2.1	9	0	11	1.22	2	0.22	5.50	3	0.33	1	0.11	41	4.6
12	MAHAFFEY, Evan	10-10	215:56	21.6	17-42	.405	1-5	.200	6-8	.750	15	23	38	3.8	20	0	15	1.50	11	1.10	1.36	7	0.70	17	1.70	41	4.1
21	ROYAL, Devin	9-0	76:08	8.5	9-18	.500	1-3	.333	5-10	.500	10	11	21	2.3	12	0	5	0.56	7	0.78	0.71	4	0.44	1	0.11	24	2.7
42	BAUMANN, Colby	2-0	03:30	1.8	0-0	.000	0-0	.000	4-4	1.000	0	0	0	0.0	0	0	0.00	0	0.00	0.00	0	0.00	0	0.00	4	2.0	
15	HARDMAN, Bowen	5-0	10:18	2.1	2-4	.500	1-3	.333	0-0	.000	0	0	0	0.0	0	0	0.00	0	0.00	0.00	0	0.00	0	0.00	5	1.0	
25	PARKS, Austin	5-0	13:31	2.7	0-0	.000	0-0	.000	1-2	.500	0	3	3	0.6	2	0	1	0.20	1	0.20	1.00	0	0.00	1	0.20	1	0.2
3	CHATMAN, Taison	2-0	11:44	5.9	0-3	.000	0-2	.000	0-0	.000	1	0	1	0.5	2	0	1	0.50	2	1.00	0.50	0	0.00	0	0.00	0	0.0
24	ETZLER, Kalen	4-0	08:45	2.2	0-4	.000	0-3	.000	0-0	.000	1	3	4	1.0	1	0	1	0.25	1	0.25	1.00	0	0.00	1	0.25	0	0.0
Total		10	2005		269-588	.457	79-211	.374	147-202	.728	126	267	393	39.3	150	1	151	15.10	106	10.60	1.42	48	4.80	54	5.40	764	76.4
Opponents		10	2000		234-576	.406	64-202	.317	100-149	.671	100	224	324	32.4	186	7	92	9.20	120	12.00	0.77	29	2.90	51	5.10	632	63.2

ROAD GAMES

No.	Player	GP-GS MIN AVG			Total		3-Point		F-Throw		Rebounds				PF	DQ	A	A/G	TO	TO/G	A/TO	BLK	BLK/G	STL	STL/G	PTS	AVG
		GP-GS	MIN	AVG	FG-FGA	FG%	3FG-3FGA	3FG%	FT-FTA	FT%	OFF	DEF	TOT	AVG													
2	THORNTON, Bruce	3-3	100:45	33.6	16-47	.340	5-20	.250	8-9	.889	1	7	8	2.7	9	0	11	3.67	2	0.67	5.50	0	0.00	5	1.67	45	15.0
10	BATTLE, Jamison	3-3	92:04	30.7	13-32	.406	9-26	.346	0-0	.000	5	13	18	6.0	6	0	4	1.33	8	2.67	0.50	0	0.00	1	0.33	35	11.7
1	GAYLE JR., Roddy	3-3	95:40	31.9	9-33	.273	3-12	.250	11-11	1.000	3	8	11	3.7	8	0	5	1.67	9	3.00	0.56	1	0.33	2	0.67	32	10.7
34	OKPARA, Felix	3-3	84:44	28.2	11-18	.611	0-0	.000	3-5	.600	13	19	32	10.7	7	0	3	1.00	3	1.00	1.00	11	3.67	0	0.00	25	8.3
23	KEY, Zed	3-0	51:28	17.2	8-14	.571	1-1	1.000	7-10	.700	8	8	16	5.3	3	0	3	1.00	1	0.33	3.00	2	0.67	1	0.33	24	8.0
21	ROYAL, Devin	1-0	07:02	7.0	3-5	.600	0-1	.000	1-1	1.000	2	1	3	3.0	0	0	0	0.00	1	1.00	0.00	0	0.00	0	0.00	7	7.0
0	MIDDLETON, Scotty	3-0	42:47	14.3	7-14	.500	3-8	.375	2-4	.500	0	6	6	2.0	1	0	0	0.00	3	1.00	0.00	2	0.67	0	0.00	19	6.3
12	MAHAFFEY, Evan	3-3	75:29	25.2	6-14	.429	0-1	.000	3-4	.750	7	7	14	4.7	6	0	8	2.67	3	1.00	2.67	1	0.33	1	0.33	15	5.0
4	BONNER, Dale	3-0	44:56	15.0	4-16	.250	0-7	.000	0-1	.000	0	8	8	2.7	6	0	8	2.67	2	0.67	4.00	1	0.33	0	0.00	8	2.7
3	CHATMAN, Taison	2-0	05:05	2.5	0-2	.000	0-2	.000	0-0	.000	0	1	1	0.5	0	0	0	0.00	1	0.50	0.00	0	0.00	0	0.00	0	0.0
Total		3	600		77-195	.395	21-78	.269	35-45	.778	47	83	130	43.3	46	0	42	14.00	34	11.33	1.24	18	6.00	10	3.33	210	70.0
Opponents		3	600		85-187	.455	27-59	.458	30-45	.667	30	71	101	33.7	48	0	42	14.00	21	7.00	2.00	7	2.33	19	6.33	227	75.7

GAMES WON

No.	Player	GP-GS MIN AVG			Total		3-Point		F-Throw		Rebounds				PF	DQ	A	A/G	TO	TO/G	A/TO	BLK	BLK/G	STL	STL/G	PTS	AVG
		GP-GS	MIN	AVG	FG-FGA	FG%	3FG-3FGA	3FG%	FT-FTA	FT%	OFF	DEF	TOT	AVG													
2	THORNTON, Bruce	12-12	387:08	32.3	62-133	.466	23-61	.377	56-66	.848	5	35	40	3.3	16	1	51	4.25	13	1.08	3.92	1	0.08	19	1.58	203	16.9
1	GAYLE JR., Roddy	12-12	368:01	30.7	65-125	.520	14-36	.389	45-57	.789	14	52	66	5.5	27	0	37	3.08	35	2.92	1.06	0	0.00	8	0.67	189	15.8
10	BATTLE, Jamison	12-12	371:13	30.9	64-140	.457	37-81	.457	20-22	.909	16	45	61	5.1	20	0	19	1.58	15	1.25	1.27	3	0.25	5	0.42	185	15.4
23	KEY, Zed	12-1	229:17	19.1	37-64	.578	1-3	.333	33-46	.717	28	32	60	5.0	31	0	9	0.75	13	1.08	0.69	7	0.58	4	0.33	108	9.0
34	OKPARA, Felix	11-11	226:36	20.6	30-46	.652	0-2	.000	10-17	.588	23	50	73	6.6	30	1	6	0.55	10	0.91	0.60	24	2.18	5	0.45	70	6.4
4	BONNER, Dale	12-0	262:31	21.9	25-76	.329	14-39	.359	12-15	.800	5	35	40	3.3	14	0	17	1.42	7	0.58	2.43	2	0.17	12	1.00	76	6.3
0	MIDDLETON, Scotty	11-0	191:48	17.4	17-48	.354	10-23	.435	5-8	.625	9	12	21	1.9	11	0	14	1.27	7	0.64	2.00	0	0.00	4	0.36	49	4.5
12	MAHAFFEY, Evan	12-12	244:22	20.4	16-47	.340	1-9	.111	8-11	.727	21	29	50	4.2	25	0	21	1.75	17	1.42	1.24	5	0.42	20	1.67	41	3.4
21	ROYAL, Devin	12-0	93:24	7.8	10-21	.476	2-4	.500	5-12	.417	9	13	22	1.8	14	0	6	0.50	7	0.58	0.86	2	0.17	1	0.08	27	2.3
42	BAUMANN, Colby	2-0	03:30	1.8	0-0	.000	0-0	.000	4-4	1.000	0	0	0	0.0	0	0	0.00	0	0.00	0.00	0	0.00	0	0.00	4	2.0	
15	HARDMAN, Bowen	5-0	11:11	2.2	3-5	.600	2-4	.500	0-0	.000	0	1	1	0.2	0	0	0	0.00	0	0.00	0.00	0	0.00	0	0.00	8	1.6
25	PARKS, Austin	6-0	14:50	2.5	0-0	.000	0-0	.000	1-2	.500	0	3	3	0.5	2	0	1	0.17	1	0.17	1.00	0	0.00	1	0.17	1	0.2
3	CHATMAN, Taison	4-0	16:07	4.0	0-4	.000	0-3	.000	0-0	.000	1	0	1	0.3	5	0	3	0.75	3	0.75	1.00	0	0.00	0	0.00	0	0.0
24	ETZLER, Kalen	5-0	10:04	2.0	0-4	.000	0-3	.000	0-0																		



OHIO STATE GAME-BY-GAME STATS

Opponent	Date	Score	W/L	Total		3-Pointers		Free throws		Rebounds				PF	A	TO	BLK	STL	PTS	AVG
				FG-FGA	PCT	3FG-3FGA	PCT	FT-FTA	PCT	OFF	DEF	TOT	AVG							
Oakland	11/06/2023	79-73	W	24-52	.462	7-25	.280	24-30	.800	13	29	42	42.0	17	14	13	3	4	79	79.0
Texas A&M	11/10/2023	66-73	L	26-62	.419	4-19	.211	10-17	.588	12	23	35	38.5	21	11	8	10	2	66	72.5
Merrimack	11/15/2023	76-52	W	26-58	.448	8-13	.615	16-23	.696	16	26	42	39.7	8	18	13	2	9	76	73.7
Western Mich.	11/19/2023	73-56	W	29-62	.468	10-25	.400	5-11	.455	9	30	39	39.5	14	15	8	6	10	73	73.5
vs Alabama	11/24/2023	92-81	W	27-50	.540	10-18	.556	28-30	.933	7	25	32	38.0	24	10	14	1	9	92	77.2
vs Santa Clara	11/25/2023	86-56	W	33-63	.524	13-28	.464	7-9	.778	11	24	35	37.5	20	22	7	4	8	86	78.7
Central Mich.	11/29/2023	88-61	W	31-66	.470	7-24	.292	19-23	.826	16	28	44	38.4	18	20	8	3	4	88	80.0
Minnesota	12/03/2023	84-74	W	26-52	.500	9-17	.529	23-28	.821	11	23	34	37.9	18	11	14	7	8	84	80.5
Miami (OH)	12/06/2023	84-64	W	28-62	.452	9-23	.391	19-25	.760	18	22	40	38.1	14	19	9	4	5	84	80.9
at Penn St.	12/09/2023	80-83	L	27-60	.450	11-26	.423	15-22	.682	15	28	43	38.6	18	21	16	3	2	80	80.8
vs UCLA	12/16/2023	67-60	W	25-56	.446	1-15	.067	16-21	.762	8	27	35	38.3	19	9	13	4	4	67	79.5
New Orleans	12/21/2023	78-36	W	26-59	.441	8-23	.348	18-23	.783	14	35	49	39.2	18	16	12	3	6	78	79.4
vs West Virginia	12/30/2023	78-75	Wot	26-73	.356	11-33	.333	15-25	.600	18	29	47	39.8	19	15	11	4	9	78	79.3
Rutgers	01/03/2024	76-72	W	28-60	.467	11-24	.458	9-12	.750	8	27	35	39.4	10	17	13	3	4	76	79.1
at Indiana	01/06/2024	65-71	L	25-69	.362	7-27	.259	8-9	.889	22	27	49	40.1	15	13	14	10	3	65	78.1
Wisconsin	01/10/2024	60-71	L	25-55	.455	6-18	.333	4-10	.400	9	24	33	39.6	12	10	8	7	2	60	77.0
at Michigan	01/15/2024	65-73	L	25-66	.379	3-25	.120	12-14	.857	10	28	38	39.5	13	8	4	5	5	65	76.3
Total		1297		457-1025	.446	135-383	.352	248-332	.747	217	455	672	39.5	278	249	185	79	94	1297	76.3
Opponents		1131		419-1005	.417	112-343	.327	181-270	.670	177	393	570	33.5	318	176	192	45	89	1131	66.5

Ohio St. Averages

Games Played	Points/game	FG Pct	3FG Pct	FT Pct	Rebounds/game	Assists/game	Turnovers/game	Assist/Turnover ratio	Steals/game	Blocks/game
17	76.3	44.6	35.2	74.7	39.5	14.6	10.9	1.3	5.5	4.6

OPPONENT GAME-BY-GAME STATS

Opponent	Date	Score	W/L	Total		3-Pointers		Free throws		Rebounds				PF	A	TO	BLK	STL	PTS	AVG
				FG-FGA	PCT	3FG-3FGA	PCT	FT-FTA	PCT	OFF	DEF	TOT	AVG							
Oakland	11/06/2023	79-73	W	24-61	.393	14-35	.400	11-15	.733	11	19	30	30.0	29	12	9	0	5	73	73.0
Texas A&M	11/10/2023	66-73	L	27-63	.429	3-18	.167	16-23	.696	16	29	45	37.5	18	8	6	1	3	73	73.0
Merrimack	11/15/2023	76-52	W	20-50	.400	9-25	.360	3-5	.600	4	21	25	33.3	22	8	19	5	6	52	66.0
Western Mich.	11/19/2023	73-56	W	23-62	.371	7-26	.269	3-9	.333	12	25	37	34.3	11	11	11	1	3	56	63.5
vs Alabama	11/24/2023	92-81	W	26-56	.464	9-30	.300	20-26	.769	7	17	24	32.2	26	10	12	3	5	81	67.0
vs Santa Clara	11/25/2023	86-56	W	21-55	.382	6-20	.300	8-16	.500	16	21	37	33.0	15	9	15	1	3	56	65.2
Central Mich.	11/29/2023	88-61	W	22-55	.400	6-16	.375	11-20	.550	10	20	30	32.6	18	7	15	5	6	61	64.6
Minnesota	12/03/2023	84-74	W	28-58	.483	4-14	.286	14-20	.700	11	18	29	32.1	22	13	13	2	9	74	65.8
Miami (OH)	12/06/2023	84-64	W	24-55	.436	7-12	.583	9-11	.818	10	19	29	31.8	19	9	16	2	5	64	65.6
at Penn St.	12/09/2023	80-83	L	31-65	.477	10-24	.417	11-19	.579	12	19	31	31.7	18	11	8	1	10	83	67.3
vs UCLA	12/16/2023	67-60	W	24-62	.387	1-10	.100	11-18	.611	11	26	37	32.2	22	9	10	3	8	60	66.6
New Orleans	12/21/2023	78-36	W	12-48	.250	1-10	.100	11-21	.524	6	22	28	31.8	21	3	15	5	4	36	64.1
vs West Virginia	12/30/2023	78-75	Wot	29-69	.420	5-22	.227	12-16	.750	13	34	47	33.0	21	14	14	2	3	75	64.9
Rutgers	01/03/2024	76-72	W	27-67	.403	6-24	.250	12-14	.857	13	26	39	33.4	13	7	11	5	5	72	65.4
at Indiana	01/06/2024	65-71	L	27-59	.458	5-12	.417	12-16	.750	8	20	28	33.1	15	16	4	3	8	71	65.8
Wisconsin	01/10/2024	60-71	L	27-57	.474	7-22	.318	10-11	.909	7	25	32	33.0	13	14	5	3	5	71	66.1
at Michigan	01/15/2024	65-73	L	27-63	.429	12-23	.522	7-10	.700	10	32	42	33.5	15	15	9	3	1	73	66.5
Total		1131		419-1005	.417	112-343	.327	181-270	.670	177	393	570	33.5	318	176	192	45	89	1131	66.5
Ohio St.		1297		457-1025	.446	135-383	.352	248-332	.747	217	455	672	39.5	278	249	185	79	94	1297	76.3

Opponents Averages

Games Played	Points/game	FG Pct	3FG Pct	FT Pct	Rebounds/game	Assists/game	Turnovers/game	Assist/Turnover ratio	Steals/game	Blocks/game
17	66.5	41.7	32.7	67.0	33.5	10.4	11.3	0.9	5.2	2.6



GAME-BY-GAME COMPARISON

Opponent	1st	2nd	Score	Mar	Total FG	FG Pct	3-Pointers	3FG Pct	Free Throws	FT Pct	Rebs	Mar	Assist	TOver	Block	Steal	Fouls
OAKLAND	34/35	45/38	79-73	+6	24-52/24-61	.462/.393	7-25/14-35	.280/.400	24-30/11-15	.800/.733	42/30	+12	14/12	13/9	3/0	4/5	17/29
TEXAS A&M	33/34	33/39	66-73	(7)	26-62/27-63	.419/.429	4-19/3-18	.211/.167	10-17/16-23	.588/.696	35/45	(10)	11/8	8/6	10/1	2/3	21/18
MERRIMACK	35/29	41/23	76-52	+24	26-58/20-50	.448/.400	8-14/9-25	.571/.360	16-23/3-5	.696/.600	42/25	+17	18/8	13/19	2/5	9/6	8/22
W. MICHIGAN	41/21	32/35	73-56	+17	29-62/23-62	.468/.371	10-25/7-26	.400/.269	5-11/3-9	.455/.333	39/37	+2	15/11	8/11	6/1	10/3	14/11
vs. Alabama	38/33	54/48	92-81	+11	27-50/26-56	.540/.464	10-18/9-30	.556/.300	28-30/20-26	.933/.769	32/24	+8	10/10	14/12	1/3	9/5	24/26
vs. Santa Clara	34/26	52/30	86-56	+30	33-63/21-55	.524/.382	13-28/6-20	.464/.300	7-9/8-16	.778/.500	35/37	(2)	22/9	7/15	4/1	8/3	20/15
C. MICHIGAN	41/29	47/32	88-61	+27	31-66/22-55	.470/.400	7-24/6-16	.292/.375	19-23/11-20	.826/.550	44/30	+14	20/7	8/15	3/5	4/6	18/18
MINNESOTA	42/28	42/46	84-74	+10	26-52/28-58	.500/.483	9-17/4-14	.529/.286	23-28/14-20	.821/.700	34/29	+5	11/13	14/13	7/2	8/9	18/22
MIAMI (OH)	39/26	45/38	84-64	+20	28-62/24-55	.452/.436	9-23/7-12	.391/.583	19-25/9-11	.760/.818	40/29	+11	19/9	9/16	4/2	5/5	14/19
at Penn State	41/29	39/54	80-83	(3)	27-60/31-65	.450/.477	11-26/10-23	.423/.435	15-22/11-19	.682/.579	43/31	+12	21/11	16/8	3/1	2/10	18/18
vs. UCLA	22/23	45/37	67-60	+7	25-56/24-62	.446/.387	1-15/1-10	.067/.100	16-21/11-18	.762/.611	35/37	(2)	9/9	13/10	4/3	4/8	19/22
NEW ORLEANS	31/17	47/19	78-36	+42	26-59/12-48	.441/.250	8-23/1-10	.348/.100	18-23/11-21	.783/.524	49/28	+21	16/3	12/15	3/5	6/4	18/21
vs. West Virginia	28/26	37/39	78-75	+3	26-73/29-69	.356/.420	11-33/5-22	.333/.227	15-25/12-16	.600/.750	47/47	-	15/14	11/14	4/2	9/3	19/21
RUTGERS	45/32	31/40	76-72	+4	28-60/27-67	.467/.403	11-24/6-24	.458/.250	9-12/12-14	.750/.857	35/39	(4)	17/7	13/11	3/5	3/5	10/13
at Indiana	38/37	27/34	65-71	(6)	25-69/27-59	.362/.458	7-27/5-12	.259/.417	8-9/12-16	.889/.750	49/28	+21	13/16	14/4	10/3	3/8	15/15
WISCONSIN	33/35	27/36	60-71	(11)	25-55/27-57	.455/.474	6-18/7-22	.333/.318	4-10/10-11	.400/.909	34/32	+2	10/14	8/5	7/3	2/5	12/13
at Michigan	28/37	37/36	65-73	(8)	25-66/27-63	.379/.429	3-25/12-23	.120/.522	12-14/7-10	.857/.700	38/42	(4)	8/15	4/9	5/3	5/1	13/15

ANALYSIS STATISTICS

Date	Opponent	W/L	Score	Largest Lead				Time Led		Paint		Off TOs		2nd Chance		Fastbreak		Bench	
				OSU	Opp	Ties	LC	OSU	Opp	OSU	Opp	OSU	Opp	OSU	Opp	OSU	Opp	OSU	Opp
11/6/2023	OAKLAND	W	79-73	7	7	2	3	9:31	27:49	30	10	10	9	16	13	8	0	30	19
11/10/2023	TEXAS A&M	L	66-73	7	7	7	19	17:42	18:41	30	38	6	5	9	19	11	0	14	7
11/15/2023	MERRIMACK	W	76-52	27	--	--	--	39:05	--	32	18	26	15	14	0	4	11	25	7
11/19/2023	W. MICHIGAN	W	73-56	31	--	--	--	39:47	--	28	18	16	8	6	6	10	0	26	10
11/24/2023	vs. Alabama	W	92-81	15	6	6	5	25:42	8:35	24	28	13	17	13	8	13	9	25	19
11/25/2023	vs. Santa Clara	W	86-56	33	--	--	--	39:24	--	36	26	17	2	14	2	11	9	34	17
11/29/2023	C. MICHIGAN	W	88-61	30	1	1	2	38:29	:12	46	22	20	10	13	1	6	2	26	29
12/3/2023	MINNESOTA	W	84-74	22	--	--	--	38:52	--	28	36	16	13	11	10	2	6	14	21
12/6/2023	MIAMI (OH)	W	84-64	26	3	1	3	34:04	5:52	34	28	25	8	25	9	6	2	30	11
12/9/2023	at Penn State	L	80-83	18	4	4	3	35:31	:58	28	24	8	12	20	16	5	4	25	33
12/16/2023	vs. UCLA	W	67-60	7	4	9	18	24:08	10:32	34	28	8	12	7	13	4	1	9	13
12/21/2023	NEW ORLEANS	W	78-36	42	2	2	5	37:21	:56	32	16	17	11	20	3	6	4	22	11
12/30/2023	vs. West Virginia	W	78-75 (ot)	14	3	4	1	41:20	:52	26	36	16	10	14	12	11	14	8	14
1/3/2024	RUTGERS	W	76-72	17	1	2	2	37:10	:55	24	26	14	19	9	14	2	10	8	5
1/6/2024	at Indiana	L	65-71	9	10	5	4	20:18	17:11	24	40	5	22	24	9	3	9	22	13
1/10/2024	WISCONSIN	L	60-71	8	11	4	4	19:53	17:25	28	32	4	7	10	6	3	2	9	13
1/15/2024	at Michigan	L	65-73	4	12	4	6	8:33	27:47	32	22	16	5	12	15	2	0	11	7
Averages									30.4	26.4	13.9	10.9	13.9	9.2	6.3	4.9	19.9	14.6	



INDIVIDUAL SUPERLATIVES

	OHIO STATE		OPPONENT	
Points	32	Roddy Gayle Jr. vs West Virginia (12/30/23)	36	Dawson Garcia vs Minnesota (12/03/23)
FGs Made	11	Roddy Gayle Jr. vs West Virginia (12/30/23)	12	Dawson Garcia vs Minnesota (12/03/23)
FG Attempts	21	Roddy Gayle Jr. vs West Virginia (12/30/23)	25	Dawson Garcia vs Minnesota (12/03/23)
FG % (min 5 made)	1.000 (6-6)	Felix Okpara vs C. Michigan (11/29/23)	.833 (5-6)	Jaquel Morris vs Miami (OH) (12/06/23)
3-Pt FGs Made	6	Jamison Battle vs Rutgers (01/03/24)	6	Jack Gohlke vs Oakland (11/06/23) Devon Savage vs Merrimack (11/15/23)
3-Pt FG Attempts	11	Jamison Battle vs West Virginia (12/30/23)	18	Jack Gohlke vs Oakland (11/06/23)
3-Pt FG % (min 4 made)	.800 (4-5)	Jamison Battle vs Wisconsin (01/10/24)	1.000 (5-5)	Terrance Williams II at Michigan (01/15/24)
FTs Made	13	Bruce Thornton vs Alabama (11/24/23)	12	Dawson Garcia vs Minnesota (12/03/23)
FT Attempts	14	Bruce Thornton vs Alabama (11/24/23)	14	Dawson Garcia vs Minnesota (12/03/23)
FT % (min 8 made)	1.000 (8-8)	Bruce Thornton vs Oakland (11/06/23)	1.000 (9-9)	Grant Nelson vs Alabama (11/24/23)
Rebounds	15	Felix Okpara at Indiana (01/06/24)	13	Andersson Garcia vs Texas A&M (11/10/23)
Assists	7	Three times	7	Trey Galloway at Indiana (01/06/24)
Steals	4	Bruce Thornton at Michigan (01/15/24)	4	Chucky Hepburn vs Wisconsin (01/10/24)
Blocked Shots	5	Felix Okpara three times	3	Jacob O'Connell vs Merrimack (11/15/23) Grant Nelson vs Alabama (11/24/23)
Turnovers	5	Three times	5	Jefferson De La Cruz vs W. Michigan (11/19/23)
Fouls	5	Three times	5	Eight times
Minutes	39:23	Bruce Thornton vs West Virginia (12/30/23)	38:39	Blake Lampman vs Oakland (11/06/23)

TEAM SUPERLATIVES

	OSU HIGH		OSU LOW		OPPONENT HIGH		OPPONENT LOW	
Points	92	vs Alabama (11/24/23)	60	WISCONSIN (01/10/24)	83	at Penn St. (12/09/23)	36	NEW ORLEANS (12/21/23)
FGs Made	33	vs Santa Clara (11/25/23)	24	OAKLAND (11/06/23)	31	at Penn St. (12/09/23)	12	NEW ORLEANS (12/21/23)
FG Attempts	73	vs West Virginia (12/30/23)	50	vs Alabama (11/24/23)	69	vs West Virginia (12/30/23)	48	NEW ORLEANS (12/21/23)
FG %	.540 (27-50)	vs Alabama (11/24/23)	.356 (26-73)	vs West Virginia (12/30/23)	.483 (28-58)	MINNESOTA (12/03/23)	.250 (12-48)	NEW ORLEANS (12/21/23)
Single Half FG %	.636 (21-33)	vs Santa Clara (11/25/23)	.270 (10-37)	vs West Virginia (12/30/23)	.606 (20-33)	at Penn St. (12/09/23)	.231 (6-26)	NEW ORLEANS (12/21/23)
3-PT FGs Made	13	vs Santa Clara (11/25/23)	1	vs UCLA (12/16/23)	14	OAKLAND (11/06/23)	1	vs UCLA (12/16/23) NEW ORLEANS (12/21/23)
3-PT FG Attempts	33	vs West Virginia (12/30/23)	14	MERRIMACK (11/15/23)	35	OAKLAND (11/06/23)	10	vs UCLA (12/16/23) NEW ORLEANS (12/21/23)
3 PT FG %	.571 (8-14)	MERRIMACK (11/15/23)	.067 (1-15)	vs UCLA (12/16/23)	.583 (7-12)	MIAMI (OH) (12/06/23)	.100 (1-10)	vs UCLA (12/16/23) NEW ORLEANS (12/21/23)
FTs Made	28	vs Alabama (11/24/23)	4	WISCONSIN (01/10/24)	20	vs Alabama (11/24/23)	3	MERRIMACK (11/15/23) W. MICHIGAN (11/19/23)
FT Attempts	30	OAKLAND (11/06/23) vs Alabama (11/24/23)	9	vs Santa Clara (11/25/23) at Indiana (01/06/24)	26	vs Alabama (11/24/23)	5	MERRIMACK (11/15/23)
FT %	.933 (28-30)	vs Alabama (11/24/23)	.400 (4-10)	WISCONSIN (01/10/24)	.909 (10-11)	WISCONSIN (01/10/24)	.333 (3-9)	W. MICHIGAN (11/19/23)
Rebounds	49	NEW ORLEANS (12/21/23) at Indiana (01/06/24)	32	vs Alabama (11/24/23)	47	vs West Virginia (12/30/23)	24	vs Alabama (11/24/23)
Assists	22	vs Santa Clara (11/25/23)	8	at Michigan (01/15/24)	16	at Indiana (01/06/24)	3	NEW ORLEANS (12/21/23)
Steals	10	WESTERN MICH. (11/19/23)	2	Three times	10	at Penn St. (12/09/23)	1	at Michigan (01/15/24)
Blocked Shots	10	TEXAS A&M (11/10/23) at Indiana (01/06/24)	1	vs Alabama (11/24/23)	5	Four times	0	OAKLAND (11/06/23)
Turnovers	16	at Penn St. (12/09/23)	4	at Michigan (01/15/24)	19	MERRIMACK (11/15/23)	4	at Indiana (01/06/24)
Fouls	24	vs Alabama (11/24/23)	8	MERRIMACK (11/15/23)	29	OAKLAND (11/06/23)	11	W. MICHIGAN (11/19/23)
DQ's	1	Three times			2	OAKLAND (11/06/23)	1	Four times



2023-24 HALF HIGHS AND LOWS						
	Ohio State			Opponent		
	High	Low		High	Low	
1st Half	45 (1/3/24)	22 (12/16/23)	1st Half	37, 2x (1/15/24)	17 (12/21/23)	
2nd Half	54 (11/24/23)	27, 2x (1/10/24)	2nd Half	54 (12/9/23)	19 (12/21/23)	

	Under Holtmann	23-24
1 point games	4-3	0-0
5 or fewer points	20-23	2-1
6-10 points	33-26	3-3
11-15 points	25-16	1-1
16-20 points	19-7	2-0
21+ points	35-5	4-0

2023-24 POINT DIFFERENTIALS

Margin	3	4	6	7	8	10	11	17	20	24	27	30	42
Wins	1	1	1	1		1	1	1	1	1	1	1	1
Losses	1		1	1	1		1						

OHIO STATE RECORD WHEN...

DAY	Under Holtmann	23-24
On Monday	10-2	1-1
On Tuesday	15-5	0-0
On Wednesday	25-11	4-1
On Thursday	20-17	1-0
On Friday	12-6	1-1
On Saturday	28-17	3-2
On Sunday	25-22	2-0

MONTH	Under Holtmann	23-24
In November	35-9	6-1
In December	34-7	5-1
In January	25-27	1-3
In February	26-20	0-0
In March	14-17	0-0

OVERTIME	Under Holtmann	23-24
At home	1-1	0-0
On road	2-1	0-0
Neutral site	2-4	1-0

HALVES	Under Holtman	23-24
Leading at halftime	114-21	10-2
Trailing at halftime	17-57	2-3
Tied at halftime	4-2	0-0

VS. RANKED	Under Holtmann	23-24
vs. ranked team at home	10-9	0-2
vs. ranked team on road	7-13	0-0
vs. ranked team on neutral site	7-11	1-0

REBOUNDS	Under Holtmann	23-24
OSU has more rebounds	104-29	8-3
OSU has fewer rebounds	28-46	3-2
Rebounds are tied	3-4	1-0

ASSISTS	Under Holtmann	23-24
OSU has 15 or more	72-14	8-1
OSU has 20 or more	15-0	2-0
Allow 9 or fewer	42-14	7-1

TURNOVERS	Under Holtmann	23-24
OSU has 10 or fewer	42-26	4-3
OSU has fewer than opponent	56-22	5-1
Force 15 or more	28-11	5-0

BLOCKS	Under Holtman	23-24
OSU has 5 or more	49-15	2-4
OSU has 0 blocks	3-4	0-0
Opponent has 5 or more	24-22	4-0

STEALS	Under Holtmann	23-24
OSU has 10 or more	9-0	2-0
OSU has 5 or more	82-44	8-1
Opponent has 10 or more	4-8	0-1

EXTRA POSSESSION	Under Holtmann	23-24
OSU has more rebounds & fewer turnovers	53-12	5-0

OSU POINTS	Under Holtmann	23-24
OSU scores 49 or fewer	0-3	0-0
OSU scores 50-59	2-15	0-0
OSU scores 60-69	23-39	1-4
OSU scores 70-79	51-18	6-0
OSU scores 80-89	39-5	4-1
OSU scores 90-99	18-0	1-0
OSU scores 100+	2-0	0-0

OPP POINTS	Under Holtmann	23-24
Opponent scores 49 or fewer	12-0	1-0
Opponent scores 50-59	40-0	3-0
Opponent scores 60-69	50-22	3-0
Opponent scores 70-79	25-35	4-4
Opponent scores 80-89	8-18	1-1
Opponent scores 90-99	0-5	0-0
Opponent scores 100+	0-0	0-0

SHOOTING %	Under Holtmann	23-24
OSU shoots 50% or better (FG)	55-8	3-0
OSU shoots 40% or better (3FG)	58-20	6-1
OSU shoots 80% or better (FT)	48-22	4-2
Opp shoots under 40% (FG)	65-13	5-0
Opp shoots under 30% (3FG)	60-20	6-1

3-PT FGS	Under Holtmann	23-24
OSU makes 10 or more	49-12	5-1
OSU makes 5 or fewer	25-29	1-2
Opponent makes 5 or fewer	37-17	3-2

FT ATTEMPTS	Under Holtmann	23-24
OSU attempts more FT	96-25	10-2
OSU attempts fewer FT	36-50	2-3

STARTING LINEUP	23-24
Thornton, Gayle Jr., Battle, Mahaffey, Okpara	11-5
Thornton, Gayle Jr., Battle, Mahaffey, Key	1-0

UNIFORM COLOR	23-24
Home White	4-2
Road Scarlet	3-2
Clark Kellogg era Scarlet	2-1
Jim Jackson era Gray	2-0
Anthracite Gray	0-0
Home White with script Buckeyes	1-0

STAFF CLOTHING COMBO	23-24
Black 1/4-zip & Black pants	2-1
Black 1/4-zip & Gray pants	2-0
Black polo & Black pants	1-0
Black sweater & Gray pants	1-0
Scarlet polo & Black pants	1-0
Scarlet sweater & Black pants	0-3
Scarlet sweater & Gray pants	1-0
White 1/4-zip & Black pants	4-1



THE LAST TIME OHIO STATE...

SCORING

Team	
100 Points Scored	106, vs. Penn State (12/7/19)
vs. Big Ten	106, vs. Penn State (12/7/19)
120 Points Scored	121, vs. George Mason (1/8/95)
50 or Fewer Points Scored	41, vs. Michigan State (2/12/23)
vs. Big Ten	41, vs. Michigan State (2/12/23)

Half	
50 Points Scored at Halftime	50, vs. Northwestern (1/9/22)
vs. Big Ten	51, vs. Northwestern (1/9/22)
50+ Points Scored in Both Halves	52/50 vs. North Carolina A&T (11/12/10)
60 Points Scored at Halftime	60, vs. Marshall (11/25/16)
50 Points Scored in Either Half	52 (2nd), vs. Santa Clara (11/25/23)
vs. Big Ten	56 (2nd), vs. Iowa (1/21/23)
60 Points Scored in Either Half	60 (2nd), vs. Penn State (12/7/19)
vs. Big Ten	60 (2nd) vs. Penn State (12/7/19)
10 or Fewer Pts Scored before Half	9, at Michigan State (2/7/96)
15 or Fewer Pts Scored before Half	14, vs. Michigan State (2/12/23)
20 or Fewer Pts Scored during a Half	20 (1st) at Wisconsin (2/9/20)
vs. Big Ten	20 (1st) at Wisconsin (2/9/20)
30+ point improvement 1st to 2nd half/W	+31 (22/53 W, 75-56) vs. Youngstown State (12/18/18)
30+ point improvement 1st to 2nd half/L	+31 (16/47 L, 73-67 OT) vs. Wisconsin (3/10/19)

Individual	
40 Points by a Player	40, Jared Sullinger, vs. IUPUI (12/19/10)
vs. Big Ten	42, Clark Kellogg, vs. Northwestern (1/15/81)
30 Points by a Player	32, Roddy Gayle Jr. vs. West Virginia (12/30/23)
vs. Big Ten	31, Malaki Branham at No. 15 Illinois (2/24/22)
Double-Double in 1st Half	Zed Key (13p/10r) vs. Charleston Southern (11/10/22)
Double-Double in 1st Half (Big Ten)	Jae'Sean Tate (13p/10r) vs. Wisconsin (2/23/17)
Triple-Double (Pts./Rebs./Asts.)	JaQuan Lyle vs Rutgers (16p/12r/11a on 1/13/16)
Double-Double (Pts./Asts.)	JaQuan Lyle (10p/11a) vs. Jackson St. (11/23/16)
vs. Big Ten	JaQuan Lyle (16p/12r/11a) vs. Rutgers (1/13/16)
2+ Double-Doubles, game	Brice Sensabaugh (18p/10r) & Zed Key (11p, 10r) at Nebraska (1/18/23)
Double-Double off the bench	Zed Key (13p/10r) vs. Miami (Ohio) (12/6/23)
Two Players with 20+ Points	Bruce Thornton (24), Jamison Battle (22) vs. Rutgers (1/3/24)
Two Freshmen with 20+ Points	Brice Sensabaugh (21), Bruce Thornton (20) at Michigan State (3/4/23)
Back to Back Gms Two Players with 20 Pts	J. Sullinger (30), D. Thomas (22) vs. Purdue (3/9/12), J. Sullinger (24), D. Thomas (22) vs. Michigan (3/10/12)
Three Players with 20 Points	Keita Bates-Diop (24), Kam Williams (20), C.J. Jackson (20) SDSU (3/15/18)
Two Players with 25 Points	Bruce Thornton (26), Jamison Battle (25) vs. Minnesota (12/3/23)
25 points in 1st half	D'Angelo Russell (25) at Minnesota (1/6/15)
25 points in either half	Justin Ahrens (25-2nd/29 for game) vs. Iowa (2/26/19)
vs. Big Ten	Justin Ahrens (25-2nd/29 for game) vs. Iowa (2/26/19)
25+ pts in back to back games	Bruce Thornton (25) vs. C. Michigan 11/29/23, (26) vs. Minnesota 12/3/23
25+ pts in 3 consecutive games	Keita Bates-Diop (27) at Iowa 1/4/18, (32) vs. MSU 1/7/18, (26) vs. Maryland 1/11/18
Player scored 20+ off the Bench	Sean McNeil (20) at Iowa (2/16/23)
Player had 20+pts, 15+ Rebounds	23/15, E.J. Liddell at Minnesota (1/27/22)
5-Consecutive 20 pt. Games	Dashaun Thomas (1/2-13/2013)
Scored 15+ consecutive pts in a game	15 (half 2), Justice Sueing vs. Texas Tech (11/23/22)

Double Figures	
Five Players in Double Figures	vs. C. Michigan (11/29/23): Bruce Thornton (25), Felix Okpara (14), Jamison Battle (14), Roddy Gayle Jr. (11) Devin Royal (11)
vs. Big Ten	vs. Iowa (1/21/23): B. Sensabaugh (27), Isaac Likekele (18) Zed Key (11), Justice Sueing (10), Sean McNeil (10)
Six Players in Double Figures	vs. Miami (Ohio) (12/6/23); Gayle Jr. (15) Thornton (14), Battle (13), Key (13), Bonner (11), Mahaffey (10)
vs. Big Ten	vs. No. 21 Maryland (3/1/23); Sueing (16) Sensabaugh (12), Okpara (12), Likekele (11), Thornton (10), McNeil (10)
Seven Players in Double Figures	Bethune-Cookman (11/25/89) Jackson, Lee, Carter, Brown, Baker, Jent, Skelton
Zero Players in Double Figures	vs. Illinois (1/24/96)
Five Starters in Double Figures	vs. No. 21 Maryland (3/1/23); Sueing (16) Okpara (12), Likekele (11), Thornton (10), McNeil (10)
vs. Big Ten	vs. No. 21 Maryland (3/1/23); Sueing (16) Okpara (12), Likekele (11), Thornton (10), McNeil (10)
Zero Starters in Double Figures	vs. Michigan State (2/12/23)
Four Freshmen in Double Figures	vs. St. Francis (12/3/22); Sensabaugh (15), Thornton (13) Gayle Jr. (12), Okpara (10)

FIELD GOALS

40 Field Goals	41 (67), vs. Maine (12/21/22)
30 FGs in Back to Back games	33 (63) vs. Santa Clara (11/25/23); 31 (66) vs. C. Michigan (11/29/23)
20 or Fewer Field Goals	32 (61) vs. Alabama A&M (12/29/22)
vs. Big Ten	17 (60), vs. Michigan State (2/12/23)
15 or Fewer Field Goals	17 (60), vs. Michigan State (2/12/23)
Starters Made 1st 15 Field Goals Att.	15 (48), vs. West Virginia (12/29/19)
Team made 10-Consecutive FGs	vs. N. Florida (11/29/13); Scott (3-3), A. Williams (4-4), Smith Jr. (2-2), Craft (3-3), Ross (3-3) vs. William & Mary (12/9/17); (6 2s/4 3s) 19:18-12:24 (2nd)

Individual

Made 10+ consecutive 2 pt FGs	10, K. Wesson vs Youngstown State (12/18/18)
Made 15+ consecutive 2 pt. FGs	17, Dashaun Thomas vs. SC Upstate (6, 12/14/11) and South Carolina (11, 12/17/11)
10 Field Goals Made	10 (13), Bruce Thornton at Michigan (2/5/23)
10 Field Goals and Free Throws Made	10/10, Kaleb Wesson at No. 15 Illinois (2/24/22)

Field Goal Attempts

40 or Fewer Attempts	37 (21), vs. Northwestern (1/29/11)
70 Attempts	73 (26), vs. West Virginia (12/30/23)
80 Attempts	82 (45), vs. Marshall (11/25/16)

Field Goal Percentage

70+ Percent Shooting	.714 (35-49), vs. Presbyterian (12/15/07)
60+ Percent Shooting	.612 (41-64), vs. Maine (12/21/22)
vs. Big Ten	.660 (31-47), at Wisconsin (12/2/17)
Back to Back Games 60+ Pct. Shooting	.653 (32-49), vs. Marquette (11/18/14)
Five-Consecutive gms 50+ FG Pct.	.617 (37-60), UMass-Lowell (11/14/14)
50+ Percent Shooting	(11/29-12/14/13 vs. UNF (.692), vs. Maryland (.521), vs. CCSU (.527), vs. Bryant (.525), vs. NDSU (.529)
vs. Big Ten	.524 (33-63) vs. Santa Clara (11/25/23)
30 Percent Shooting or Less	.523 (23-44) vs. Wisconsin (3/8/23)
70+ Percent Shooting (half)	.283 (17-60), vs. Michigan State (2/12/23)
vs. Big Ten	.708 (17-24/2nd) vs. High Point (12/29/18)
	.783 (18-23/1st) at Wisconsin (12/2/17)

Individual

Perfect from the field (min. 10 made)	10 (10), Jae'Sean Tate vs. Northeastern (11/19/17)
---------------------------------------	----------------------------------------------------

THREE-POINTERS

10 3-Pointers	11 (24), vs. Rutgers (1/3/24)
vs. Big Ten	11 (24), vs. Rutgers (1/3/24)
10 3-pointers in a half	12/18, (2) vs. Penn State (12/7/19)
15 3-Pointers	16/34, at Nebraska (1/2/22)
Zero 3-Pointers	0/11, at Indiana (3/2/14)
Eight Players with a Made 3-pointer	vs. IUPUI (1/18/22)
Three Players with 4 Made 3s in a game	K. Wesson (4-6), Muhammad (4-5), Washington Jr. (4-6)
Equal 3s and 2s	vs. Penn State (W, 106-74)
More 3s than 2s	8/8 at Indiana (1/6/22)
	16/14 at Nebraska (1/2/22)

Three-Point Attempts

35 or More Attempts	35 (14), vs. Purdue (1/19/21)
30 or More Attempts	33 (11), vs. West Virginia (12/30/23)
10 or Fewer Attempts	10 (4), at Illinois (1/24/23)

FREE THROWS

Team	
25 Made Free Throws	28 (30) vs. No. 17 Alabama (11/24/23)
vs. Big Ten	26 (32) at No. 15 Illinois (2/24/22)
30 Made Free Throws	30 (37), vs. Penn State (12/7/19)
Five or Fewer Made Free Throws	4 (10), vs. No. 15 Wisconsin (1/10/24)
vs. Big Ten	4 (10), vs. No. 15 Wisconsin (1/10/24)
20 Consecutive Made Free Throws	20 (20-20) vs. No. 21 Maryland (3/1/23)
Final 15 points scored from FT line	vs. Stanford (11/24/17) W 79-71
Perfect from FT line (min 15 made)	20-20 vs. No. 21 Maryland (3/1/23)

Attempts

10 or Fewer Free Throws Attempted	10 (4), vs. No. 15 Wisconsin (1/10/24)
30 Free Throws Attempted	30 (28) vs. No. 17 Alabama (11/24/23)
vs. Big Ten	32 (26) at No. 15 Illinois (2/24/22)
40 Free Throws Attempted	42 (31), vs. Syracuse (3/24/12)
50 Free Throws Attempted	51 (38) vs. Ohio (11/12/13)

Individual

20 Consecutive Made FTs	21, Justice Sueing (2/16/23 to 3/8/23)
30 Consecutive Made FTs	45, CJ Walker (11/29/20 to 1/31/21)
40 Consecutive Made FTs	45, CJ Walker (11/29/20 to 1/31/21)



THE LAST TIME OHIO STATE...

REBOUNDS

Team	
50 Rebounds vs. Big Ten	52, vs. Eastern Illinois (11/16/22)
60 Rebounds	51, at Illinois (1/28/16)
	61, vs. Marshall (11/25/16)
Individual	
15 Rebounds	15, Felix Okpara at Indiana (1/6/24)
20 Rebounds	22, Herb Williams vs. Marshall (11/28/77)
25 Rebounds	30, Jerry Lucas (3/9/62)
Three Players with 10 Rebounds	Carter, Jent, Robinson, vs. Tenn. State (12/17/90)
12+ Rebounds before halftime	12, Trevor Thompson vs. Youngstown St. (12/20/16)

ASSISTS

Team	
30 or More Assists	30, vs. VMI (11/23/11)
25 or More Assists vs. Big Ten	27, vs. Bowling Green (11/15/21)
Five or Fewer Assists	25, vs. Maryland (1/11/18)
20 or more in back-to-back game	5, vs. Michigan State (2/12/23)
	22 vs. Santa Clara (11/25/23) & 20 vs. C. Michigan (11/29/23)
Individual	
10 Assists	10, Keyshawn Woods vs. UCLA (12/22/18)
15 Assists	16, Shannon Scott vs. Sacred Heart (11/23/14)
Consecutive games with 10 or more	Shannon Scott: 14 vs. Marquette (11/18/14); 16 vs. Sacred Heart (11/23/14)
3 consecutive games with 10 or more	Shannon Scott: 11 vs UMass-Lowell (11/14/14); 14 vs. Marquette (11/18/14); 16 vs. Sacred Heart (11/23/14)
Most assists in back to back games	30, Shannon Scott: 14 vs. Marquette (11/18/14); 16 vs. Sacred Heart (11/23/14)
Most assists in 3 consecutive games	41, Shannon Scott: 11 vs UMass-Lowell (11/14/14); 14 vs. Marquette (11/18/14); 16 vs. Sacred Heart (11/23/14)

TURNOVERS

Team	
Five or Fewer Turnovers vs. Big Ten	4, at Michigan (1/15/24)
	4, at Michigan (1/15/24)

STEALS

Team	
15 or More vs. Big Ten	15, vs. Mercer (12/22/15)
10 or More vs. Big Ten	17, vs. Michigan (2/5/05)
10+ in consecutive games	10, vs. Western Michigan (11/19/23)
10+ in 3 consecutive games	10, vs. Iowa (3/9/23)
	10 vs. Illinois (1/3/15); 10 at Minnesota (1/6/15)
	10 vs High Point (12/10/14); 10 vs. Morehead St. (12/13/14); 18 vs. NC A&T (12/17/14)
0 steals	vs. Michigan (2/16/16)

INDIVIDUAL

5 Steals	5, Jamari Wheeler vs. Northwestern (1/9/22)
3 Players 3 or more	Scott (3), Craft (3), Ravenel (3) vs. Minnesota (2/20/13)

BLOCKS

10+ Blocks Team vs. Big Ten	10, at Indiana (1/6/24)
0 Blocked Shots vs. Big Ten	10, at Indiana (1/6/24)
6 players with at least 1 block	vs. Houston (3/24/19)
7 players with at least 1 block	vs. Maryland (1/18/19)
3 players with at least 3 blocks	vs. Nebraska (1/14/20)
	vs. North Carolina (12/20/14)
	Thompson (3), Bell (3), Bates-Diop (3) vs. Youngstown St. (12/20/16)

INDIVIDUAL

5 Blocks	5, Felix Okpara, at Michigan (1/15/24)
10 Blocks	11, Ken Johnson, vs. Iowa (2/9/00)

PLAYER USAGE

Six Players Used	vs. Michigan State (2/21/10)
Seven Players Used	vs. Akron (3/15/16)
Playing 40 Minutes (non-OT)	Andre Wesson vs. Illinois (3/5/20)
Playing 45 Minutes (OT)	Keita Bates-Diop at Indiana-OT (2/23/18)
Playing 50 Minutes (20T)	David Lighty, William Buford vs. Illinois-2ot (3/13/10)

FOULS

Three Players Fouled Out vs. Big Ten	Likekele, Sensabaugh, Brown III, at Duke (11/30/22)
	A. Wesson, K. Wesson, Muhammad, vs. Michigan State (1/5/19)

MARGIN OF VICTORY

40-Point Victory vs. Big Ten	78-36 (+42) vs. New Orleans (12/21/23)
30-Point Victory vs. Big Ten	102-62 (+40), vs. Northwestern (1/10/91)
30+ Pt. Wins, Back-to-Back Home Games	86-56 (+30) vs. Santa Clara (11/25/23)
	90-54 (+36) vs. Nebraska (12/30/20)
	95-61 (+34) vs. Maine (12/21/22)
	90-59 (+31) vs. Alabama A&M (12/29/22)
3 30-point Big Ten wins, season	vs. Northwestern (87-54), Nebraska (71-40), at Nebraska (79-45) in 2012
	97-43 (+54) vs. High Point (12/10/14)
	100-40, vs. UT Martin (12/27/10)
	116-44, vs. Chicago State (11/30/91)
	88-2, vs. Ohio (2/6/1903)

Halftime/Deficits

20+ Point Lead at Halftime vs. Big Ten	41-21 (+20), vs. Western Michigan (11/19/23)
30-Point Lead at Halftime	49-26 (+23), at Wisconsin (12/2/17)
30+ Deficit at Halftime	47-17 (+30), vs. Northeastern (11/19/17)
20+ Deficit at Halftime	48-18 (-30) at Indiana (1/10/16)
10-Point Halftime Deficit Overcome	45-21 (-24) at Penn State (2/15/18)
10-Point Deficit Overcome (any point)	-15, Duke (11/30/21), down 43-30, W 71-66
	-11 at Iowa (2/4/21), down 61-50 14:29-2nd W 89-85
20-Point Halftime Deficit Overcome	-20, vs. Penn State (3/3/01)
20-Point Deficit Overcome	-20, at No. 6 Purdue (1/30/22), down 52-32 14:35-2nd, L 78-81
15-19 Point Deficit Overcome	-15, vs. Duke (11/30/21), 45-30 (19:36/2nd), W 71-66

VS. RANKED OPPONENTS

Ohio State Played a Ranked Opponent	
Ohio State Win	92-81, vs. No. 17 Alabama (11/24/23)
Ohio State Loss	60-71, vs. No. 15 Wisconsin (1/10/24)
Ohio State Played an AP No. 1-Ranked Team	
Ohio State Win	71-66, vs. No. 1 Duke (11/30/21)
Ohio State Loss	69-71, vs. No. 1 Purdue (1/5/23)
Ohio State Played an AP Top 5 Team	
Ohio State Win	71-66, vs. No. 1 Duke (11/30/21)
Ohio State Loss	66-80, vs. No. 5 Purdue (3/11/23)
Ohio State Played an AP Top 10 Team	
Ohio State Win	71-66, vs. No. 1 Duke (11/30/21)
Ohio State Loss	66-80, vs. No. 5 Purdue (3/11/23)

OVERTIME

Overtime Game	
Ohio State Home Win	80-69, Indiana (2/21/22)
Ohio State Home Loss	73-67, Wisconsin (3/10/19)
Ohio State Neutral Win	78-75, vs. West Virginia (12/30/23)
Ohio State Neutral Loss	84-89, vs. North Carolina (12/17/22)
Ohio State Away Win	87-79, at Nebraska (1/2/22 1ot)
Ohio State Away Loss	68-64, at Rutgers (1/15/23)
Double Overtime Game	
Ohio State Win	80-78, at Indiana (2/23/18)
Ohio State Loss	74-72, vs. Siena (3/20/09)
Triple Overtime Game	
Ohio State Win	93-92, vs. Purdue (3/5/81)
Ohio State Loss	97-96, vs. Rutgers (12/30/78)

ONE-POINT GAMES

Ohio State Home Win	67-66, Rutgers (12/8/22)
Ohio State Home Loss	58-57, Nebraska (2/18/17)
Ohio State Neutral Win	68-67, vs. No. 4 Michigan (3/13/21)
Ohio State Neutral Loss	69-68 vs. Penn State (3/2/18)
Ohio State Away Win	71-70, at Penn State (2/28/17)
Ohio State Away Loss	71-70, at Northwestern (12/26/20)

OPENERS

Home Openers	
Ohio State Win	79-73, vs. Oakland (11/6/23)
Ohio State Loss	73-53, vs. Georgia Tech (12/16/03)
Road Opener	
Ohio State Win	90-85, at Notre Dame (12/8/20)
Ohio State Loss	80-83, at Penn State (12/9/23)
Neutral Opener	
Ohio State Win	92-81, vs. No. 17 Alabama (11/24/23)
	Emerald Coast Classic, Niceville, Fla.
Ohio State Loss	77-88, vs. No. 17 San Diego State (11/22/22)
	Maui Invitational, Lahaina, Hawaii



THE LAST TIME AN OPPONENT...

SCORING

Team	
Scored 100 Points in OT	100, at Maryland (1/16/15)
Scored 120 Points	113, LSU (2-OT) (1/15/10)
Scored 50 or Fewer Points By a Big Ten Opponent	122, Indiana (2/2/59)
	43, vs. Eastern Illinois (11/16/22)
	45, vs. Minnesota (2/15/22)

Half	
50 Points Scored at Halftime	54, Indiana (3/4/17)
60 Points Scored at Halftime	61, Illinois (2/17/88)
50 Points Scored in Either Half By a Big Ten Opponent	54 (2nd), at Penn State (12/9/23)
60 Points Scored in Either Half	54 (2nd), at Penn State (12/9/23)
15 or Fewer Pts Scored before Half By a Big Ten Opponent	63 (2nd), Penn State (2/16/98)
20 or Fewer Points Scored during a Half By a Big Ten Opponent	14, Stetson (11/18/19)
	15, at Rutgers (1/14/18)
	17 & 19 (1st & 2nd), vs. New Orleans (12/21/23)
	18 (1), vs. Wisconsin (3/8/23)

Individual	
40+ Points by a Player	43, Brandon Paul, Illinois (1/10/12)
30+ Points by a Player	36, Dawson Garcia, vs. Minnesota (12/3/23)
Triple-Double (Pts./Reb./Asts.)	Zavier Simpson (11p/10r/12a), Michigan (1/29/19)
Two Players with 20 Points	Wade Taylor IV (21), Tyrece Radford (21), Henry Coleman (20) vs. No. 15 Texas A&M (11/10/23)
Three Players with 20 Points	Wade Taylor IV (21), Tyrece Radford (21), Henry Coleman (20) vs. No. 15 Texas A&M (11/10/23)
Two Players with 25 Points	Kevin Obanor (30), Max Abmas (29), Oral Roberts (3/19/21 ot)
Player scored 20+ Points off the Bench	21, Jaden Ivey, No. 6 Purdue (1/30/22)

Double Figures	
Five Players in Double Figures By Big Ten Opponent	at Michigan State (3/4/23); Hoggard (23), Hauser (16), Walker (15), Akins (13), Hall (10)
Six Players in Double Figures By Big Ten Opponent	at Michigan State (3/4/23); Hoggard (23), Hauser (16), Walker (15), Akins (13), Hall (10)
Zero Players in Double Figures	No. 3 Illinois (3/14/21); Cockburn (16), Frazier (10), Dosunmu (16), Curbelo (16), Bezhaniashvili (12), Williams (13)
Zero Starters in Double Figures	No. 3 Illinois (3/14/21); Cockburn (16), Frazier (10), Dosunmu (16), Curbelo (16), Bezhaniashvili (12), Williams (13) vs. New Orleans (12/21/23)
	Rutgers (2/13/20), OSU win 72-66

FIELD GOALS	
30 Field Goals By Big Ten Opponent in OT	31 (65), at Penn State (12/9/23)
20 or Fewer Field Goals By Big Ten Opponent	31 (65), at Penn State (12/9/23)
20 or Fewer FGs in back to back games By Big Ten Opponents	32 (72), vs. North Carolina (12/17/22)
	12 (48), vs. New Orleans (12/21/23)
	19 (67), at Northwestern (1/1/23)
	19 (42), Indiana (2/1/20)
	20 (60), Michigan (2/4/20)
	19 (42), Indiana (2/1/20)
	20 (60), Michigan (2/4/20)
15 or Fewer Field Goals By Big Ten Opponent	12 (48), vs. New Orleans (12/21/23)
1-5 2-pt FGs made in a half	15 (53), at Illinois (2/15/14)
	3 (2nd), vs. Merrimack (11/15/23)

Field Goal Attempts	
40 or Fewer Attempts	40 (13), IUPUI (1/18/22)
70+ Attempts By Big Ten Opponent	72 (32), vs. North Carolina (12/17/22)
80 Attempts	77 (28), vs. Minnesota (3/11/21)
90 Attempts	91 (36), George Mason (12/9/95)
	91 (36), George Mason (12/9/95)

Field Goal Percentage	
70 Percent Shooting	.733 (33-45), Michigan State (2/7/04)
60 Percent Shooting by Big Ten Opponent	.667 (34-51), at Michigan State (3/5/16)
50 Percent Shooting by Big Ten Opponent	.667 (34-51), at Michigan State (3/5/16)
Under 30 Pct. Shooting by Big Ten Opponent	.547 (29-53), at Michigan State (3/4/23)
Consecutive Opps. Under 30 Pct. Shooting	.547 (29-53), at Michigan State (3/4/23)
	.250 (12-48), vs. New Orleans (12/21/23)
	.284 (19-67), at Northwestern (1/1/23)
	.275 (14-51) Western Carolina (11/21/16);
	.295 (18-61) Jackson State (11/23/16)
Under 20 Pct. Shooting	.185 (10-54) vs. La.-Monroe (12/27/13)
Under 20 Pct. Shooting/Half	.190 (4-21/2nd) IUPUI (1/18/22) OSU W 83-37

THREE-POINTERS	
10 3-Pointers By Big Ten Opponent	12 (23), at Michigan (1/15/24)
17 3-Pointers Most By Big Ten Opponent	12 (23), at Michigan (1/15/24)
Zero 3-Pointers By Big Ten Opponent	17 (35), UMBC (12/29/07)
	16 (26), Purdue (2/7/98)
	0/13, Minnesota (12/2/18)
	0/13, Minnesota (12/2/18)

More 3s than 2s	14/10, vs. Oakland (11/6/23)
Back to Back teams with more 3s than 2s	10/9 at No. 5 Louisville (12/2/14);
	11/7 vs. Colgate (12/6/14)
Equal 3s and 2s	12 each, vs. Northwestern (2/9/23)
Back to Back with 10+ 3-pointers	10 (31) at Michigan (2/4/20);
	12 (32) at Wisconsin (2/9/20)

Three-Point Attempts	
40 or More Attempts	43 (13) Citadel (11/19/17)
30 or More Attempts By Big Ten Opponent	30 (9) vs. No. 17 Alabama (11/24/23)
10 or Fewer Attempts By Big Ten Opponent	31 (13) vs. No. 1 Purdue (1/5/23)
	10, vs. New Orleans (12/21/23)
	5, Michigan State (2/15/11)

FREE THROWS	
Team	
25 Free Throws Made By Big Ten Opponent	27 (33), at Maryland (1/8/23)
30 Free Throws	27 (33), at Maryland (1/8/23)
5 or Fewer Made Free Throws By Big Ten Opponent	30 (37), Michigan State (1/5/19)
Perfect from Foul Line (at least 10 made)	3 (9), vs. Western Michigan (11/19/23)
0 Free Throws	5 (8), vs. Rutgers (12/8/22)
	11/11, Michigan (3/6/22)
	0 (0) Wisconsin (1/29/13)

Attempts	
5 or Fewer Free Throws Attempted By Big Ten Opponent	5 (3), vs. Merrimack (11/15/23)
10 or Fewer Free Throws Attempted By Big Ten Opponent	1 (1), vs. Michigan State (2/12/23)
30 Free Throws Attempted By Big Ten Opponent	10 (7), at Michigan (1/15/24)
40 Free Throws Attempted By Big Ten Opponent	10 (7), at Michigan (1/15/24)
0 free throws attempted	33 (27), at Maryland (1/8/23)
	33 (27), at Maryland (1/8/23)
	46, Wisconsin (2/6/02)
	46, Wisconsin (2/6/02)
	Wisconsin (1/29/13)

Individual	
Perfect From Foul Line (min. 10 FTA)	10-10, Xavier Johnson, Indiana (2/21/22)
20 Free Throws	20 (22), Glenn Robinson, Purdue (2/23/94)
15 Free Throws	16 (18), Devin Harris, Wisconsin (2/14/04)

REBOUNDS	
Team	
50 Rebounds	53, vs. North Carolina (12/20/14)
15 or Fewer	14, Presbyterian (12/15/07)
Individual	
15+ Rebounds	15, Armando Bacot, vs. North Carolina (12/17/22)

ASSISTS	
Team	
Five or Fewer Assists	3, vs. New Orleans (12/21/23)
Individual	
10 Assists By Big Ten Opponent	13, Connor McCaffery, at Iowa (2/16/23)
15 Assists	11, Alonzo Verge Jr., Nebraska (3/1/22)
	15, Tony Miller, Marquette (12/12/93)

TURNOVERS	
Team	
Five or Fewer Turnovers By Big Ten Opponent	5, vs. No. 15 Wisconsin (1/10/24)
25 Turnovers By Big Ten Opponent	5, vs. No. 15 Wisconsin (1/10/24)
30 Turnovers	25, Mercer (12/22/15)
	27, Nebraska (1/21/12)
	33, Denver (12/7/00)

Individual	
10 Turnovers	10, Corey Hemphill, Tennessee Tech (11/24/98)

STEALS	
Team	
10 or More By Big Ten Opponent	10, at Penn State (12/9/23)
	10, at Penn State (12/9/23)

Individual	
5 Steals by a Player	5, Carlos Jurgens, Oral Roberts (3/19/21 ot)
5 Steals by 2 players	5, Jamari Wheeler, Josh Reaves, Penn State (2/7/19)

BLOCKS	
Team	
10+ Team By Big Ten Opponent	12, Minnesota (1/8/17)
Zero Blocked Shots By Big Ten Opponent	12, Minnesota (1/8/17)
3 Consecutive Games 0 Blocks	vs. Oakland (11/6/23)
4 Consecutive Games 0 Blocks	vs. Wisconsin (2/2/23)
Back-to-Back Big Ten games 0 blocks	Mercer, SCSU, Minnesota (2015-16)
	Mercer, SCSU, Minnesota, Illinois (2015-16)
	Minnesota (12/30/15), Illinois (1/3/16)



THE LAST TIME AN OPPONENT...

Individual

5 Blocks 6, Clifford Omoruyi, at Rutgers (1/15/23)

PLAYER USAGESix Players Used Villanova (2/18/04)
Seven Players Used Northwestern (1/29/11)
Playing 40 Minutes (non-OT) Jamison Battle, at Minnesota (1/27/22)**FOULS**Three Players Fouled Out F. Howard, D. Marek, S. Bourama-Syracuse (11/28/18)
Four Players Fouled Out Ndour, J. Smith, R. Johnson, Setty, Hall-Ohio (11/12/13)
Five Players Fouled Out Ndour, J. Smith, R. Johnson, Setty, Hall-Ohio (11/12/13)**MARGIN OF VICTORY**30-Point Victory 86-51 (+35), at Purdue (3/2/19)
40-Point Victory 112-71 (+41), BYU (12/22/65)
By Big Ten Opponent 111-64 (+47), Illinois (2/10/56)**Halftime/Deficits**30-Point Lead at Halftime 48-18, Indiana (1/10/16)
20-Point Lead at Halftime 48-20, at Purdue (3/2/19)
By Big Ten Opponent 48-20, at Purdue (3/2/19)
Comeback Win down 10+ at half 12 (41-29) at Penn State (12/9/23) W 83-80
Comeback Win After Trailing by 10+ 18 (55-37), 2nd 15:31, at Penn State (12/9/23) W 83-80
Trailed OSU by 40+ (any point) 42 (W 78-36), :43 (2) 78-36, vs. New Orleans (12/21/23)
Trailed OSU by 45+ (any point) 46 (W 83-37), :20 (2) 83-37, vs. IUPUI (1/18/22)**MISCELLANEOUS-Ohio State**30+ Ohio State Bench Points 30, vs. Miami (Ohio) (12/6/23)
by Opponent 33, at Penn State (12/9/23)
40+ Bench Points 48, vs. St. Francis (12/3/22)
by Opponent 41, vs. San Diego State (11/22/22)
50+ Bench Points 53 vs. Purdue Fort Wayne (11/11/18)
60+ Points in the Paint 64 vs. Maine (12/21/22)
50+ Points in the Paint 50 vs. Iowa (1/21/23)
10+ lead any point (Holtmann era) 115-10
vs. Big Ten 62-7
OSU when down 10+ (Holtmann era) 12-57
vs. Big Ten 8-47
20+ lead any point (Holtmann era) 59-0
30+/40+ lead any point (Holtmann era) 30-0/9-0
20+ Made FTs, Both Teams OSU (28-30), Alabama (20-26)
vs. No. 17 Alabama (11/24/23)
10+ Players Score 10, vs. New Orleans (12/21/23)
10+ Offensive Rebounds-Ind. 11 (18 total), Jared Sullinger at NW (2/29/12)
10 (14 total), Terence Dials vs. UNH (12/28/04)
10 Steals and 10 Blocks 13/10 vs. Bryant (12/11/13)
10 Assists and 10 Blocks 17/11 vs. North Carolina (12/20/14)
vs. Big Ten 13/13 vs. Michigan (2/6/07)
10 Assists and 10 Steals 15/10 vs. Western Michigan (11/19/23)
vs. Big Ten 17/10 vs. Iowa (3/9/23)
10 Asts., 10 Steals, 10 Blocks 16/13/10 vs. Bryant (12/11/13)
20 Assists and 10 Blocks 22/11 vs. St. Francis, Pa. (11/28/09)
20 Assists and 10 Steals 22/12 vs. Indiana (3/14/19)
vs. Big Ten 22/12 vs. Indiana (3/14/19)
20 Asts., 10 Steals, 10 Blocks 22/12/11 vs. St. Francis, Pa. (11/28/09)
vs. Big Ten 35 (63-28) 15:31 (2) at Wisconsin (12/2/17)
25+ Rebound Margin 26, (48-22) at Minnesota (1/27/22)
25+Point Differential 1st to 2nd half +28, vs. Minnesota (2/22/14) 18 pts 1st, 46 pts 2nd
30+ FGs, 10+ 3s, 30 FTs in a game 31/14/30 vs. Penn State (12/7/19)
10 Players with 10+ mins in a game 10, vs. IUPUI (1/18/22)
10 Players with 2+ Rebs in a game 11 vs. Nebraska (12/30/20)
OSU more FT pts than 2-pt basket pts. 38 FTs (38-51), 13 2-pters (26 pts)
vs. Ohio (11/12/13)
OSU player more assists than opponent Jamison Battle (4) vs. New Orleans (3) (12/21/23)
OSU player with assists equal to opponent Roddy Gayle Jr. (7) vs. C. Michigan (11/29/23)
OSU player made 1st career FGA Roddy Gayle Jr. (3 pt) vs. Robert Morris (11/7/22)
OSU player made 1st career 3-pt FGA Felix Okpara vs. St. Francis (12/3/22)
OSU player outscored opp. in a half D. Thomas (18 pts) vs. Nebraska (17) (1/2/13) (1st)
OSU player ties opp in total rebounds Jared Sullinger (18 rebs.), NW 18 rebs. at NW (2/29/12)OSU 0 bench points at Maryland (2/11/17)
OSU More TOs than FGs vs. Michigan State (2/11/12), 15 TOs, 14 FGs
OSU Win when trailing at 5:00 (2nd half) at Nebraska (1/2/22), -3 (65-62), W 87-79
OSU Loss when leading at 5:00 (2nd half) at Penn State (12/9/23), +2 (68-66), L 80-83
OSU started each half with a 12-0 run vs. La.-Monroe (12/27/13), 1st 12-0, 2nd 15-0
2 OSU players outscore opponent vs. La.-Monroe (12/27/13), 32 (Smith Jr.-17, Ross-15), ULM 31 (OSU W 71-31)
Back-to-Back Road Wins vs. AP Top 15 at No. 10 Wisconsin (W, 74-62) Jan. 23, 2021
at No. 8 Iowa (W, 88-85), Feb. 4, 2021
Back-to-Back Road Wins vs. AP Top 25 at No. 10 Wisconsin (W, 74-62) Jan. 23, 2021
at No. 8 Iowa (W, 88-85), Feb. 4, 2021
Back-to-Back Home Wins vs. AP Top 25 vs. No. 1 Duke (W, 71, 66, 11/30/21),
vs. No. 22 Wisconsin (W, 73-55, 12/11/21)
4-Consecutive Road Wins vs. AP Top 15 at No. 15 Rutgers (W, 79-68) Jan. 9, 2021
at No. 14 Illinois (W, 87-81) Jan. 16, 2021
at No. 10 Wisconsin (W, 74-62) Jan. 23, 2021
at No. 8 Iowa (W, 88-85), Feb. 4, 2021
5-Consecutive Road Wins in the Big Ten at No. 15 Rutgers (W, 79-68) Jan. 9, 2021
at No. 14 Illinois (W, 87-81) Jan. 16, 2021
at No. 10 Wisconsin (W, 74-62) Jan. 23, 2021
at No. 8 Iowa (W, 88-85), Feb. 4, 2021
at Maryland (W, 73-65), Feb. 8, 2021
Two 25-pt wins vs. Top 10 in a season vs. No. 10 Villanova (W, 76-51, 11/13/19);
at No. 7 North Carolina (W, 74-49, 12/4/19)
OSU went on 20-0 run vs. Illinois State (11/25/20) (22-0 in 1st half
over 13:36)
Held Opponent Scoreless for 10+ Mins 10:41 vs. Stetson (11/18/19) 16:37-5:57 of
1st half
vs. Big Ten 11:31 vs. Illinois (2/4/18), last 10:11 (1st),
1st 1:20 (2nd)
OSU with 0 Fast Break Points vs. No. 5 Purdue (3/11/23)
OSU with 0 pts. off opp. Turnovers vs. Providence (11/17/16)
OSU Bench outscored Starters 40/25 vs. Eastern Illinois (11/16/22)
OSU Player was B1G POW E.J. Liddell (12/13/21)
OSU Player was B1G FOW Brice Sensabaugh (1/23/23)
OSU Player was both B1G POW and FOW D'Angelo Russell (1/26/15)**MISCELLANEOUS-Opponent**0 Pts off Turnovers La.-Monroe (12/27/13)
Big Ten Michigan State (3/16/13)
More TOs than FGs IUPUI (1/18/22), 21 TOs, 13 FGs
Big Ten Minnesota (2/20/13), 24 TOs, 14 FGs
2X more TOs than FGs Nebraska (1/21/12) 27 TOs, 13 FGs
Both Teams 0 bench points Ohio State at Illinois (1/10/12)
Both Teams 0 blocks Ohio State vs. Illinois (2/4/18)
0 Fast Break Pts. at Michigan (1/15/24)
Both Teams 0 Fast Break Pts. vs. Penn State (2/23/23)
0 Bench Points Purdue (2/7/18)
More Bench Points than Starters IUPUI (1/18/22), 20 bench/17 starters)
No player with more than 2 FGs La.-Monroe (12/27/13)
Both an OSU an OPP player with 10+ assists 12, Shannon Scott (OSU); 10, Austin Williams, NC A&T (12/17/14)



GAME 18 -- vs. PENN STATE



GAME 1
NOVEMBER 6, 2023
OAKLAND 73
OHIO STATE 79
Value City Arena (9,244)
Columbus, Ohio

Box score for Game 1: OAK (0-1) vs OSU (1-0). Includes player stats for Conway, Townsend, Watts, Gohlke, Lampiman, Jones, Cole, Price, Polk, Hunter, and team totals.

Box score for Game 1: OSU (1-0) vs OAK (0-1). Includes player stats for Battle, Okpara, Gayle Jr., Thornton, Mahaffey, Middleton, Bonner, Royal, and Key, and team totals.

Summary statistics for Game 1: Oakland vs Ohio State. Includes 1st, 2nd, Total, FG%, 3pFG%, and FT% for both teams.

Officials: Paul Szelc, Chris Beaver, Alfred Smith

Points and shooting statistics for Game 1: Oakland vs Ohio State. Includes In Paint, Off T/O, 2nd Chance, Fast Break, Bench, Time In Lead, and Largest Lead.



GAME 2
NOVEMBER 10, 2023
#15/19 TEXAS A&M 73
OHIO STATE 66
Value City Arena (12,704)
Columbus, Ohio

Box score for Game 2: TEX A&M (2-0) vs OSU (1-1). Includes player stats for Leveque, Coleman III, Hefner, Taylor IV, Radford, Carter, Lawrence, Garcia, Washington, and Obaseki, and team totals.

Box score for Game 2: OSU (1-1) vs TEX A&M (2-0). Includes player stats for Battle, Okpara, Gayle Jr., Thornton, Mahaffey, Middleton, Bonner, Hardman, and Royal, and team totals.

Summary statistics for Game 2: Texas A&M vs Ohio State. Includes 1st, 2nd, Total, FG%, 3pFG%, and FT% for both teams.

Officials: Brian Dorsey, Don Daily, Tim Comer

Points and shooting statistics for Game 2: Texas A&M vs Ohio State. Includes In Paint, Off T/O, 2nd Chance, Fast Break, Bench, Time In Lead, and Largest Lead.



GAME 3
NOVEMBER 15, 2023
MERRIMACK 52
OHIO STATE 76
Value City Arena (7,929)
Columbus, Ohio

Box score for Game 3: MER (2-2) vs OSU (2-1). Includes player stats for Diallo, Etumnu, Clark, Stinson, Savage, O'Connell, McKoy, Plintauskas, and TEAM, and team totals.

Box score for Game 3: OSU (2-1) vs MER (2-2). Includes player stats for Battle, Okpara, Gayle Jr., Thornton, Mahaffey, Middleton, Bonner, Hardman, Royal, and Key, and team totals.

Summary statistics for Game 3: Merrimack vs Ohio State. Includes 1st, 2nd, Total, FG%, 3pFG%, and FT% for both teams.

Officials: Alfred Smith, Keith Kimble, Andy O'Brien

Points and shooting statistics for Game 3: Merrimack vs Ohio State. Includes In Paint, Off T/O, 2nd Chance, Fast Break, Bench, Time In Lead, and Largest Lead.



GAME 4
NOVEMBER 19, 2023
W. MICHIGAN 56
OHIO STATE 73
Value City Arena (9,505)
Columbus, Ohio

Box score for Game 4: WMU (0-4) vs OSU (3-1). Includes player stats for Lobsinger, Wright, Muntu, De La Cruz, Hubbard, Crump, White, Hannah, Burton, and Stefanski, and team totals.

Box score for Game 4: OSU (3-1) vs WMU (0-4). Includes player stats for Battle, Okpara, Gayle Jr., Thornton, Mahaffey, Middleton, Bonner, Hardman, Royal, Key, Etzler, and Parks, and team totals.

Summary statistics for Game 4: W. Michigan vs Ohio State. Includes 1st, 2nd, Total, FG%, 3pFG%, and FT% for both teams.

Officials: James Breeding, Jourdan Love, Rob Kueneman

Points and shooting statistics for Game 4: W. Michigan vs Ohio State. Includes In Paint, Off T/O, 2nd Chance, Fast Break, Bench, Time In Lead, and Largest Lead.



GAME 5
NOVEMBER 24, 2023
#17/15 ALABAMA 81
OHIO STATE 92
Raider Arena (2,196)
Niceville, Fla.

Box score for Game 5: ALA (4-1) vs OSU (4-1). Includes player stats for Nelson, Pringle, Sears, Griffen, Estrada, Wague, Wrightsell J, Stevenson, Walters, and TEAM, and team totals.

Box score for Game 5: OSU (4-1) vs ALA (4-1). Includes player stats for Battle, Okpara, Gayle Jr., Thornton, Mahaffey, Middleton, Chatman, Bonner, Royal, and Key, and team totals.

Summary statistics for Game 5: Alabama vs Ohio State. Includes 1st, 2nd, Total, FG%, 3pFG%, and FT% for both teams.

Officials: John Gaffney, Pat Adams, Brian Dorsey

Points and shooting statistics for Game 5: Alabama vs Ohio State. Includes In Paint, Off T/O, 2nd Chance, Fast Break, Bench, Time In Lead, and Largest Lead.



GAME 6
NOVEMBER 25, 2023
OHIO STATE 86
SANTA CLARA 56
Raider Arena (2,196)
Niceville, Fla.

Box score for Game 6: OSU (5-1) vs SC (6-1). Includes player stats for Nelson, Pringle, Sears, Griffen, Estrada, Wague, Wrightsell J, Stevenson, Walters, and TEAM, and team totals.

Box score for Game 6: SC (6-1) vs OSU (5-1). Includes player stats for O'Neil, Tilly, Bal, Benjamin, Marshall Jr., Bryan, Hammond, Caffaro, McEldon, Tongue, and Ensinger, and team totals.

Summary statistics for Game 6: Ohio State vs Santa Clara. Includes 1st, 2nd, Total, FG%, 3pFG%, and FT% for both teams.

Officials: Brian Dorsey, Eric Curry, Pat Adams

Points and shooting statistics for Game 6: Ohio State vs Santa Clara. Includes In Paint, Off T/O, 2nd Chance, Fast Break, Bench, Time In Lead, and Largest Lead.

GAME 18 -- vs. PENN STATE



GAME 7
NOVEMBER 29, 2023
C. MICHIGAN 61
OHIO STATE 88
Value City Arena (8,233)
Columbus, Ohio

CMU (2-5)	FG	3FG	FT	O	D	T	PF	TP	A	T	BS	S	MP	
12 Harding	c	0	1	0	0	2	2	4	3	0	0	1	0	13
00 Taylor	g	5	10	1	3	1	2	3	5	1	12	1	2	20
02 Vasko	g	1	6	0	2	1	1	2	3	2	3	1	2	22
03 Butler	g	2	5	1	2	3	0	1	1	0	8	0	1	1
30 Pritchard	g	4	14	1	3	0	1	1	1	2	5	9	4	4
04 Davis	g	4	7	2	3	5	7	1	1	2	15	1	3	1
10 Simpson	g	0	2	0	2	0	3	3	0	0	0	2	0	0
11 Oduor	g	1	1	0	0	2	0	1	1	2	0	0	0	8
34 McMillan IV	g	5	9	1	1	2	0	2	2	2	12	0	0	0
TEAM							3	4	7					1
Totals.....		22	55		6	16		11	20		10	20	30	18

OSU (6-1)	FG	3FG	FT	O	D	T	PF	TP	A	T	BS	S	MP	
10 Battle	f	4	12	2	6	2	2	1	7	8	2	12	1	0
34 Okpara	c	6	6	0	0	2	4	4	5	9	3	14	0	1
01 Gayle Jr.	g	4	8	1	3	2	2	0	5	5	3	11	7	3
02 Thornton	g	9	14	3	7	4	4	0	3	4	3	25	2	0
12 Mahaffey	g	0	7	0	3	0	0	0	1	4	0	0	5	0
03 Chatman	g	0	2	0	1	0	0	0	1	0	1	0	0	0
04 Bonner	g	1	5	0	2	6	7	0	2	2	2	8	3	1
15 Hardman	g	1	1	0	0	0	0	0	0	0	0	0	0	0
21 Royal	g	4	5	1	2	3	2	0	2	2	11	1	1	0
23 Key	g	2	6	0	1	1	4	2	6	2	5	1	0	1
24 Etzler	g	0	0	0	0	0	0	0	0	0	0	0	0	0
25 Parks	g	0	0	0	0	0	0	0	0	0	1	1	0	0
42 Baumann	g	0	0	0	0	0	0	0	0	0	0	0	0	0
TEAM							1	1	2					1
Totals.....		31	66		7	24		19	23		16	28	44	18

	1st	2nd	Total	FG%	3pFG%	FT%
C. Michigan	29	32	61	40.0	37.5	55.0
Ohio State	41	47	88	47.0	29.2	82.6

Officials: D.J. Carstensen, Courtney Green, Mason Siler

Points	In	Off	2nd	Fast	Time	Largest
	Paint	T/O	Chance	Break	In Lead	Lead
C. Michigan	22	10	1	2	29	:12 1
Ohio State	46	20	13	6	26	38:29 30



GAME 8
DECEMBER 3, 2023
MINNESOTA 74
OHIO STATE 84
Value City Arena (10,481)
Columbus, Ohio

MINN (5-3, 0-1)	FG	3FG	FT	O	D	T	PF	TP	A	T	BS	S	MP	
01 Ola-Joseph	f	3	6	1	2	0	2	2	2	4	3	7	1	2
03 Garcia	f	12	25	0	3	12	14	0	0	0	3	7	10	0
05 Ihmen	f	0	1	0	1	0	0	0	0	0	3	0	0	0
00 Hawkins	g	3	7	2	5	2	4	0	0	2	10	5	3	0
04 Carrington	g	0	0	0	0	0	0	0	0	1	0	1	0	0
02 Mitchell Jr.	g	2	5	0	0	0	0	0	0	3	4	1	1	2
21 Payne	g	3	6	0	0	0	0	0	0	3	4	7	1	0
23 Fox	g	0	0	0	0	0	0	0	0	1	0	1	1	0
24 Christie	g	5	8	1	3	0	0	0	3	3	4	11	0	1
TEAM							2	2	4					2
Totals.....		28	58		4	14		14	20		11	19	30	22

OSU (7-1, 0-0)	FG	3FG	FT	O	D	T	PF	TP	A	T	BS	S	MP	
10 Battle	f	7	12	4	6	7	7	2	5	7	3	25	0	1
34 Okpara	c	1	3	0	0	1	2	1	7	8	2	3	1	5
01 Gayle Jr.	g	5	8	2	3	4	5	1	3	4	3	16	2	5
02 Thornton	g	8	12	1	3	9	10	1	1	2	2	26	5	1
12 Mahaffey	g	0	4	0	0	0	0	5	1	6	4	0	2	3
00 Middleton	g	3	4	2	3	0	2	0	1	1	0	8	0	0
04 Bonner	g	1	5	0	2	0	0	0	2	2	0	2	1	0
21 Royal	g	0	1	0	0	0	0	0	0	0	1	0	0	0
23 Key	g	1	3	0	0	2	2	1	2	3	3	4	0	3
TEAM							1	1	2					2
Totals.....		26	52		9	17		23	28		11	23	34	18

	1st	2nd	Total	FG%	3pFG%	FT%
Minnesota	28	46	74	48.3	28.6	70.0
Ohio State	42	42	84	50.0	52.9	82.1

Officials: James Breeding, Jeffrey Anderson, Bart Lenox

Points	In	Off	2nd	Fast	Time	Largest
	Paint	T/O	Chance	Break	In Lead	Lead
Minnesota	36	13	10	6	21	-- --
Ohio State	28	16	11	2	14	38:52 22



GAME 9
DECEMBER 6, 2023
MIAMI (OHIO) 44
OHIO STATE 84
Value City Arena (9,098)
Columbus, Ohio

MOH (4-4)	FG	3FG	FT	O	D	T	PF	TP	A	T	BS	S	MP	
21 Morris	f	5	6	0	0	1	1	6	4	10	2	11	4	4
02 Ipsaro	g	3	6	0	2	2	2	0	5	5	3	8	1	3
04 Hunter	g	6	16	3	4	0	0	1	1	2	3	15	2	1
13 Mabrey	g	5	8	3	4	0	0	0	0	0	3	13	0	3
25 Bultman	g	2	5	0	0	2	2	0	1	1	3	6	0	0
00 Elmer	g	1	5	1	2	2	1	2	2	0	5	0	0	0
05 Yofan	g	0	1	0	0	2	1	0	1	2	0	1	1	0
24 Kotecki	g	0	2	0	0	0	0	0	1	1	0	0	0	0
33 Anderson	g	0	0	0	0	0	0	0	0	0	0	0	0	0
35 Potter	g	2	6	0	1	2	2	1	1	2	2	6	1	2
TEAM							5	5						1
Totals.....		24	55		7	12		9	11		10	19	29	16

OSU (8-1)	FG	3FG	FT	O	D	T	PF	TP	A	T	BS	S	MP	
10 Battle	f	5	10	1	3	2	2	2	0	2	2	13	5	1
34 Okpara	c	1	2	0	0	0	3	4	7	0	2	0	1	2
01 Gayle Jr.	g	4	9	0	1	7	8	1	3	4	0	15	3	1
02 Thornton	g	4	9	3	7	3	4	0	1	1	1	14	3	0
12 Mahaffey	g	4	7	1	1	1	1	2	2	4	1	10	1	2
00 Middleton	g	1	3	1	3	0	0	0	1	3	3	0	0	0
03 Chatman	g	0	1	0	1	0	0	0	0	0	1	0	1	1
04 Bonner	g	3	9	3	6	2	2	0	3	3	1	1	2	0
21 Royal	g	1	3	0	0	1	2	2	2	4	2	3	1	0
23 Key	g	5	9	0	1	3	6	7	3	10	3	13	4	1
25 Parks	g	0	0	0	0	0	0	0	1	1	0	0	0	0
TEAM							1	2	3					0
Totals.....		28	62		9	23		19	25		18	22	40	14

	1st	2nd	Total	FG%	3pFG%	FT%
Miami (Ohio)	26	38	64	43.6	58.3	81.8
Ohio State	39	45	84	45.2	39.1	76.0

Officials: Chad Barlow, Amy Bonner, King Whetstone

Points	In	Off	2nd	Fast	Time	Largest
	Paint	T/O	Chance	Break	In Lead	Lead
Miami (Ohio)	28	8	9	2	11	5:52 3
Ohio State	34	25	25	6	30	34:04 26



GAME 10
DECEMBER 6, 2023
OHIO STATE 80
PENN STATE 83
Bryce Jordan Center (9,732)
State College, Pa.

OSU (8-2, 1-1)	FG	3FG	FT	O	D	T	PF	TP	A	T	BS	S	MP	
10 Battle	f	5	10	3	8	0	0	2	2	4	3	13	3	0
34 Okpara	c	4	5	0	0	1	2	3	5	8	3	9	0	1
01 Gayle Jr.	g	3	8	3	4	2	1	3	2	11	4	3	0	1
02 Thornton	g	4	11	3	6	7	0	1	1	3	17	4	1	0
12 Mahaffey	g													



GAME 18 -- vs. PENN STATE



GAME 13
DECEMBER 30, 2023
WEST VIRGINIA 75
OHIO STATE 78
Rocket Mortgage FieldHouse (12,211)
Cleveland, Ohio

WVU (5-8)	FG	3FG	FT	O	D	T	PF	TP	A	T	BS	S	MP			
11 Slazinski f	4	12	0	3	3	3	2	6	8	4	11	3	1	0	0	39
13 Akok f	1	2	0	0	0	0	2	2	4	3	2	1	1	0	0	18
01 Farrakhan g	8	18	1	4	2	4	0	4	4	5	19	2	4	0	0	33
23 Kriisa g	2	8	1	5	0	1	0	4	4	3	5	2	0	0	0	39
01 Battle g	9	19	3	8	3	4	3	7	10	3	24	1	2	0	0	39
02 Johnson g	0	3	0	0	0	0	1	1	2	0	0	1	0	1	0	13
09 Naveh g	0	0	0	0	0	0	0	1	1	0	0	0	1	0	0	4
14 Wilson g	0	0	0	0	0	0	0	0	0	0	0	0	1	0	0	3
22 Harris g	1	3	0	2	3	3	1	6	7	1	5	0	0	0	0	20
24 Suemnick g	4	4	0	0	1	1	3	2	5	2	9	1	1	1	0	27
TEAM																
Totals.....	29	69	5	22	12	16	13	34	42	21	75	14	14	2	3	225

OSU (11-2)	FG	3FG	FT	O	D	T	PF	TP	A	T	BS	S	MP			
10 Battle f	6	15	5	11	0	0	4	5	9	1	17	1	0	0	0	36
34 Okpara c	3	5	0	0	2	2	2	3	5	2	8	0	1	3	0	27
01 Gayle Jr. g	11	21	3	7	7	10	1	5	6	3	32	5	3	0	1	38
02 Thornton g	4	13	2	6	1	3	2	6	8	5	11	4	1	0	3	38
12 Mahaffey g	0	2	0	1	2	4	4	5	9	2	2	2	4	0	2	21
00 Middleton g	1	8	1	4	0	0	0	0	0	1	3	3	1	0	2	15
04 Bonner g	0	5	0	3	0	0	0	1	2	3	0	0	0	0	1	24
21 Royal g	0	1	0	1	0	2	0	1	1	2	0	0	1	0	0	6
23 Key g	1	3	0	0	3	4	1	0	1	1	5	0	0	1	0	18
TEAM																
Totals.....	26	73	11	33	15	25	18	29	47	19	78	15	11	4	9	225

	1st	2nd	OT	Total	FG%	3pFG%	FT%
West Virginia	26	39	10	75	42.0	22.7	75.0
Ohio State	28	37	13	78	35.6	33.3	60.0

Officials: Paul Szecel, Keith Kimble, Bret Smith

Points	In Paint	Off T/O	2nd Chance	Fast Break	Bench	Time In Lead	Largest Lead
WVU	36	10	12	14	14	:52	3
Ohio State	26	16	14	11	8	41:20	14



GAME 14
JANUARY 3, 2024
RUTGERS 72
OHIO STATE 76
Value City Arena (10,614)
Columbus, Ohio

RUT (8-5, 0-2)	FG	3FG	FT	O	D	T	PF	TP	A	T	BS	S	MP			
03 Mag f	4	12	1	4	2	2	1	1	2	0	11	0	3	1	0	33
05 Hyatt f	4	9	1	4	0	0	3	7	10	2	9	2	0	0	0	23
11 Omoruyi c	2	6	0	0	3	4	2	5	7	1	7	1	2	2	1	28
00 Simpson g	9	16	2	5	3	4	4	4	8	1	23	2	3	0	2	34
02 Fernandes g	7	13	1	6	2	2	0	5	5	2	17	0	1	0	0	27
01 Davis g	0	2	0	1	0	0	0	0	0	2	0	0	1	0	0	12
09 Palmquist g	0	0	0	0	0	0	0	0	0	0	0	0	0	0	0	3
10 Griffiths g	1	8	1	4	0	0	1	2	0	3	1	0	1	0	1	16
13 Woolfolk g	0	1	0	0	0	0	1	2	3	0	0	1	0	0	1	12
24 Williams g	0	0	0	0	2	2	0	1	1	2	2	0	0	1	1	12
TEAM																
Totals.....	27	67	6	24	12	14	13	26	39	13	72	7	11	5	5	200

OSU (12-2, 2-1)	FG	3FG	FT	O	D	T	PF	TP	A	T	BS	S	MP			
10 Battle f	8	12	6	9	0	0	1	2	3	0	22	0	3	0	0	35
34 Okpara c	2	3	0	0	3	4	2	5	7	3	7	1	0	1	1	25
01 Gayle Jr. g	4	15	1	4	2	2	1	6	7	3	11	2	4	0	0	35
02 Thornton g	9	15	2	6	4	6	1	3	4	1	24	7	3	0	1	38
12 Mahaffey g	2	4	0	1	0	0	2	1	3	0	4	0	2	1	2	21
00 Middleton g	1	3	1	2	0	0	0	2	2	0	3	3	0	0	0	14
04 Bonner g	1	6	1	2	0	0	1	4	5	2	3	2	0	0	0	16
21 Royal g	0	0	0	0	0	0	0	1	1	0	0	0	0	0	0	1
23 Key g	1	2	0	0	0	0	0	2	2	1	2	2	2	0	0	15
TEAM																
Totals.....	28	60	11	24	9	12	8	27	35	10	76	17	13	3	3	200

	1st	2nd	Total	FG%	3pFG%	FT%
Rutgers	32	40	72	40.3	25.0	85.7
Ohio State	45	31	76	46.7	45.8	75.0

Officials: D.J. Carstensen, Bill Ek, James Breeding

Points	In Paint	Off T/O	2nd Chance	Fast Break	Bench	Time In Lead	Largest Lead
Rutgers	26	19	14	10	5	:55	1
Ohio State	24	14	9	2	8	37:10	17



GAME 15
JANUARY 6, 2024
OHIO STATE 65
INDIANA 71
Simon Skjodt Assembly (16,584)
Bloomington, Ind.

OSU (12-3, 2-2)	FG	3FG	FT	O	D	T	PF	TP	A	T	BS	S	MP			
10 Battle f	6	12	5	10	0	0	3	6	9	0	17	1	5	0	0	34
34 Okpara c	2	5	0	0	0	2	3	5	15	2	6	1	5	0	0	30
01 Gayle Jr. g	3	17	0	5	3	3	1	5	6	3	9	1	5	0	1	35
02 Thornton g	4	17	0	7	1	1	0	1	1	4	9	5	0	0	1	31
12 Mahaffey g	1	4	0	1	0	0	0	1	4	2	2	2	0	0	1	21
00 Middleton g	4	4	1	1	0	0	0	0	0	0	0	0	2	1	0	18
03 Chatman g	0	0	0	0	0	0	0	0	0	0	0	0	0	1	0	3
04 Bonner g	1	5	0	2	0	0	0	2	2	2	2	0	1	0	1	11
23 Key g	4	5	1	1	2	2	4	1	5	2	11	1	0	2	0	17
TEAM																
Totals.....	25	69	7	27	8	9	22	27	49	15	65	13	14	9	3	200

IND (11-4, 3-1)	FG	3FG	FT	O	D	T	PF	TP	A	T	BS	S	MP				
05 Reneau f	10	16	1	2	2	2	1	6	7	3	23	1	1	1	1	37	
21 Mgbako f	2	5	1	2	0	0	1	0	1	2	5	1	1	0	1	14	
01 Ware c	4	9	0	1	0	0	2	4	6	1	8	2	0	0	2	30	
00 Johnson g	4	9	2	2	8	11	1	2	3	1	18	3	0	1	1	33	
32 Galloway g	2	8	0	3	0	0	1	3	4	3	4	7	1	0	2	32	
02 Cupps g	0	0	0	0	0	0	0	0	0	0	0	0	0	1	1	0	4
04 Walker g	0	2	0	0	1	2	0	3	3	3	1	0	0	1	0	13	
10 Banks g	1	2	0	0	0	0	0	1	1	1	2	1	0	0	0	13	
11 Gunn g	4	7	1	2	1	1	0	0	0	1	10	0	0	0	1	24	
TEAM																	
Totals.....	27	58	5	12	16	7	20	27	15	71	16	4	3	8	200		

	1st	2nd	Total	FG%	3pFG%	FT%
Ohio State	38	27	65	36.2	25.9	88.9
Indiana	37	34	71	46.6	41.7	75.0

Officials: Jeffrey Anderson, Brian Dorsey, Steve McJunkins

Points	In Paint	Off T/O	2nd Chance	Fast Break	Bench	Time In Lead	Largest Lead
Ohio State	24	5	24	3	22	20:18	9
Indiana	40	22	9	9	13	17:11	10



GAME 16
JANUARY 10, 2024
#15/15 WISCONSIN 71
OHIO STATE 60
Value City Arena (11,276)
Columbus, Ohio

WISC (12-3, 4-0)	FG	3FG	FT	O	D	T	PF	TP	A	T	BS	S	MP			
05 Wahl f	4	6	0	0	3	4	1	4	5	3	11	2	1	1	1	30
22 Crowl f	2	8	0	2	1	1	3	3	6	2	5	3	2	2	0	29
02 Storr g	8	15	1	3	0	0	3	3	2	17	1	1	0	0	0	28
11 Klesmit g	5	9	2	4	6	6	0	3	3	0	18	2	0	0	0	33
23 Hepburn g	3	8	1	6	0	0	1	3	4	3	7	4	1	0	4	37
03 Essegian g	1	3	1	3	0	0	2	2	0	3	0	0	0	0	0	8
04 McGee g	0	0	0	0	0	0	0	1	1	0	0	0	0	0	0	3
14 Gilmore g	0	0	0	0	0	0	0	1	1	2	0	0	1	0	0	11
25 Blackwell g	1	3	1	1	0	0	0	1	1	0	3	1	0	0	0	10
31 Winter g	3	5	1	3	0	0	0	2	2	1	7	0	0	0	0	11
TEAM																
Totals.....	27	57	7	22	10	11	7	25	32	13	71	14	5	3	5	200

OSU (12-4, 2-3)	FG	3FG	FT	O	D	T	PF	TP	A	T	BS	S	MP	
10 Battle f	7	11	4	5	0	0	1	7	8	2	18	0	1	1



SCOTTY MIDDLETON

FRESHMAN
GUARD • 6-7 • 190
MIAMI, FLA.
SUNRISE CHRISTIAN ACAD.



PLAYER NOTES

- Three-and-D player with positional length, which allows him to guard multiple positions
- Big time communicator and a big time defender
- Exudes confidence on the floor and provides a lot of energy for the team. Is the team's "Spark"
- Will surprise people with his offense as he shot the ball well in the preseason
- Has the prototypical NBA frame

2023-24 NOTES

- Was very good in his collegiate debut, scoring 13 points and grabbing eight rebounds while posting a team-high +19 plus/minus
- Had nine points and five rebounds in his first Big Ten road game at Penn State (12/9)
- Was 4-of-4 from the floor and finished with nine points at Indiana (1/6)

PRIOR TO OHIO STATE

- A five-star prospect who was ranked 34th nationally according to ESPN
- Helped lead Sunrise Christian to the Geico Nationals in each of his last two seasons. Sunrise reached the final four in his senior year after knocking-off defending champion and top-seed Montverde in the first round.
- Was a team captain for his senior season
- Averaged over 12 points and 2.5 assists per game at Sunrise in the 2022-23 season
- Was considered one of the best perimeter defenders in the class, both on and off the ball
- Played for Brad Beal Elite AAU team on the EYBL Circuit
- Helped lead Brad Beal Elite to the Elite 8 of Nike's Peach Jam where he averaged 10.9 points, 4.0 rebounds and 2.0 assists across the seven games

PRODUCTION

	Season
Double-Digit Points	1
20+ Points	
5+ Rebounds	2
5+ Assists	
Games Started	
Dunks	
Go-Ahead Threes	2

POINTS

Season 13, vs. Oakland (11/6/23)

REBOUNDS

Season 8, vs. Oakland (11/6/23)

ASSISTS

Season 3, 4x (last: vs. Rutgers, 1/3/24)

STEALS

Season 2, vs. West Virginia (12/30/23)

BLOCKS

Season 2, vs. Wisconsin (1/10/24)

MINUTES

Season 28:10, vs. Oakland (11/6/23)

FIELD GOALS

Season 4, 2x (last: at Indiana, 1/6/24)

FG ATTEMPTS

Season 8, vs. West Virginia (12/30/23)

3-PT FGS

Season 2, 3x (last: at Penn State, 12/9/23)

3-PT FG ATTS

Season 4, 2x (last: vs. West Virginia, 12/30/23)

FREE THROWS

Season 3, vs. Oakland (11/6/23)

FT ATTEMPTS

Season 4, vs. Oakland (11/6/23)

2023-24 GAME-BY-GAME STATISTICS

Opponent	Date	GS	MIN	Total		3-Pointers		Free throws		Rebounds				PF	A	TO	BLK	STL	PTS	AVG
				FG-FGA	PCT	3FG-3FGA	PCT	FT-FTA	PCT	OFF	DEF	TOT	AVG							
Oakland	11/06/2023		28:10	4-7	.571	2-4	.500	3-4	.750	5	3	8	8.0	0	1	1	0	1	13	13.0
Texas A&M	11/10/2023		15:49	1-5	.200	0-1	.000	0-1	.000	0	0	0	4.0	2	0	1	1	0	2	7.5
Merrimack	11/15/2023		18:12	1-5	.200	1-2	.500	2-2	1.000	0	2	2	3.3	0	0	0	0	0	5	6.7
Western Mich.	11/19/2023		21:16	1-4	.250	0-1	.000	0-0	.000	1	1	2	3.0	1	3	0	0	0	2	5.5
vs Alabama	11/24/2023		09:07	2-2	1.000	1-1	1.000	0-0	.000	1	0	1	2.6	2	0	3	0	0	5	5.4
vs Santa Clara	11/25/2023		19:09	3-4	.750	1-1	1.000	0-0	.000	1	0	1	2.3	2	0	1	0	1	7	5.7
Minnesota	12/03/2023		16:37	3-4	.750	2-3	.667	0-2	.000	0	1	1	2.1	0	0	0	0	0	8	6.0
Miami (OH)	12/06/2023		15:51	1-3	.333	1-3	.333	0-0	.000	0	1	1	2.0	3	0	0	0	0	3	5.6
at Penn St.	12/09/2023		15:47	3-7	.429	2-5	.400	1-2	.500	0	5	5	2.3	1	0	1	1	0	9	6.0
vs UCLA	12/16/2023		17:47	0-3	.000	0-1	.000	0-0	.000	0	1	1	2.2	1	1	1	0	0	0	5.4
New Orleans	12/21/2023		16:05	0-5	.000	0-1	.000	0-0	.000	1	1	2	2.2	1	3	0	0	0	0	4.9
vs West Virginia	12/30/2023		15:18	1-8	.125	1-4	.250	0-0	.000	0	0	0	2.0	1	3	1	0	2	3	4.8
Rutgers	01/03/2024		14:15	1-3	.333	1-2	.500	0-0	.000	0	2	2	2.0	0	3	0	0	0	3	4.6
at Indiana	01/06/2024		17:41	4-4	1.000	1-1	1.000	0-0	.000	0	0	0	1.9	0	0	2	1	0	9	4.9
Wisconsin	01/10/2024		19:28	2-5	.400	1-3	.333	0-2	.000	0	1	1	1.8	2	1	0	2	0	5	4.9
at Michigan	01/15/2024		09:19	0-3	.000	0-2	.000	1-2	.500	0	1	1	1.8	0	0	0	0	0	1	4.7
Totals		0	269:52	27-72	.375	14-35	.400	7-15	.467	9	19	28	1.8	16	15	11	5	4	75	4.7

Player Averages

Games Played	Minutes/game	Points/game	FG Pct	3FG Pct	FT Pct	Rebounds/game	Assists/game	Turnovers/game	Assist/Turnover ratio	Steals/game	Blocks/game
16	16.9	4.7	37.5	40.0	46.7	1.8	0.9	0.7	1.4	0.3	0.3

CAREER STATISTICS

SEASON	TEAM	GP-GS	MIN/AVG	Field Goals		3-Point		F-Throws		Rebounds				PF-FO		A	TO	BLK	STL	PTS	AVG
				FG-FGA	FG%	3FG-3FGA	3FG%	FT-FTA	FT%	OFF	DEF	TOT	AVG								
2023-24	OSU	16-0	270/16.9	27-72	.375	14-35	.400	7-15	.467	9	19	28	1.8	16-0	15	11	5	4	75	4.7	
TOTAL		16-0	270/16.9	27-72	.375	14-35	.400	7-15	.467	9	19	28	1.8	16-0	15	11	5	4	75	4.7	



RODDY GAYLE JR.

SOPHOMORE GUARD • 6-4 • 210
NIAGARA FALLS, N.Y.
WASATCH ACADEMY

1

PLAYER NOTES

- Smooth player who is an athletic good combo guard.
- Is one of the best athletes on the team and has all of the physical tools to be an elite player.
- Laterally, he's quick enough to guard multiple positions. Vertically, he can rebound out of his area and he can play above the rim for a guard.
- Has the total package for a two-guard and will be really good if he can put it all together.
- Playing with confidence will be the key for him this season.

2023-24 NOTES

- Career-high 7 rebounds and then career-high 5 assists on opening night vs. Oakland (11/6)
- Dished out a career-high 6 assists vs. #15 Texas A&M (11/10)
- Tied a then career-high with 20 points on 3-of-4 from long range vs. Merrimack (11/15)
- Scored a career-high 23 points on 8-of-11 shooting in the win over No. 17 Alabama (11/24)
- Named to the Emerald Classic All-Tournament Team
- Led the team with a game-high 19 points in the CBS Sports Classic win over UCLA (12/16)
- Had a career-game in the win over West Virginia, scoring a career-high 32 points to go along with six rebounds and five assists

CAREER HONORS

Emerald Coast Classic All-Tournament Team

CAREER NOTES

- Played in all 35 games and made 11 starts, including starting 10 of the last 11 games, as a freshman
- Had a great Big Ten Tournament, averaging 12.0 points per game while shooting 64 percent from the floor and making 9-of-11 three-point attempts over the four games
- Finished the year at 4.6 points and 1.6 rebounds per game while shooting 42.9 percent from long range

PRODUCTION

	Season	Career
Double-Digit Points	12	15
20+ Points	3	4
30+ Points	1	1
5+ Rebounds	10	11
5+ Assists	4	4
3 or more three-pointers	3	5
Games Started	17	28
Dunks	11	16
Go-Ahead Threes	3	6
Charges Drawn	2	7

POINTS

Season 32, vs. West Virginia (12/30/23)
 Career 32, vs. West Virginia (12/30/23)

REBOUNDS

Season 8, 2x (last: vs. New Orleans (12/21/23))
 Career 8, 2x (last: vs. New Orleans, 12/21/23)

ASSISTS

Season 7, vs. C. Michigan (11/29/23)
 Career 7, vs. C. Michigan (11/29/23)

STEALS

Season 1, 9x (last: vs. West Virginia, 12/30/23)
 Career 3, at Illinois (1/24/23)

BLOCKS

Season 1, at Indiana (1/6/24)
 Career 1, 13x (last: at Indiana, 1/6/24)

MINUTES

Season 37:55, vs. West Virginia (12/30/23)
 Career 37:55, vs. West Virginia (12/30/23)

FIELD GOALS

Season 11, vs. West Virginia (12/30/23)
 Career 11, vs. West Virginia (12/30/23)

FG ATTEMPTS

Season 21, vs. West Virginia (12/30/23)
 Career 21, vs. West Virginia (12/30/23)

3-PT FGS

Season 3, 3x (last: vs. West Virginia, 12/30/23)
 Career 5, vs. Purdue (3/11/23)

3-PT FG ATTS

Season 7, vs. West Virginia (12/30/23)
 Career 7, vs. West Virginia (12/30/23)

FREE THROWS

Season 7, 3x (last: vs. West Virginia, 12/30/23)
 Career 7, 3x (last: vs. West Virginia, 12/30/23)

FT ATTEMPTS

Season 10, vs. West Virginia (12/30/23)
 Career 10, vs. West Virginia (12/30/23)

2023-24 GAME-BY-GAME STATISTICS

Opponent	Date	GS	MIN	Total		3-Pointers		Free throws		Rebounds				PF	A	TO	BLK	STL	PTS	AVG
				FG-FGA	PCT	3FG-3FGA	PCT	FT-FTA	PCT	OFF	DEF	TOT	AVG							
Oakland	11/06/2023	*	29:57	6-11	.545	0-4	.000	5-7	.714	1	6	7	7.0	1	5	3	0	0	17	17.0
Texas A&M	11/10/2023	*	36:29	4-12	.333	0-3	.000	1-2	.500	2	5	7	7.0	2	6	2	0	0	9	13.0
Merrimack	11/15/2023	*	34:10	8-12	.667	3-4	.750	1-3	.333	2	3	5	6.3	0	3	3	0	1	20	15.3
Western Mich.	11/19/2023	*	25:42	6-9	.667	1-2	.500	0-2	.000	3	5	8	6.8	2	2	3	0	1	13	14.8
vs Alabama	11/24/2023	*	36:18	8-11	.727	1-2	.500	6-6	1.000	1	3	4	6.2	3	2	3	0	1	23	16.4
vs Santa Clara	11/25/2023	*	15:00	2-5	.400	2-3	.667	2-2	1.000	0	3	3	5.7	4	4	0	0	8	15.0	
Central Mich.	11/29/2023	*	30:34	4-8	.500	1-3	.333	2-2	1.000	0	5	5	5.6	3	7	3	0	1	11	14.4
Minnesota	12/03/2023	*	34:22	5-8	.625	2-3	.667	4-5	.800	1	3	4	5.4	3	2	5	0	1	16	14.6
Miami (OH)	12/06/2023	*	32:05	4-9	.444	0-1	.000	7-8	.875	1	3	4	5.2	0	3	1	0	1	15	14.7
at Penn St.	12/09/2023	*	26:31	3-8	.375	3-4	.750	2-2	1.000	2	1	3	5.0	2	4	3	0	1	11	14.3
vs UCLA	12/16/2023	*	28:28	6-11	.545	0-1	.000	7-8	.875	0	5	5	5.0	3	0	3	0	1	19	14.7
New Orleans	12/21/2023	*	28:19	1-5	.200	0-2	.000	2-2	1.000	3	5	8	5.3	2	2	4	0	0	4	13.8
vs West Virginia	12/30/2023	*	37:55	11-21	.524	3-7	.429	7-10	.700	1	5	6	5.3	3	5	3	0	1	32	15.2
Rutgers	01/03/2024	*	35:12	4-15	.267	1-4	.250	2-2	1.000	1	6	7	5.4	3	2	4	0	0	11	14.9
at Indiana	01/06/2024	*	34:52	3-17	.176	0-5	.000	3-3	1.000	1	5	6	5.5	3	1	5	1	1	9	14.5
Wisconsin	01/10/2024	*	35:07	4-13	.308	0-4	.000	1-2	.500	0	3	3	5.3	2	2	3	0	0	9	14.2
at Michigan	01/15/2024	*	34:17	3-8	.375	0-3	.000	6-6	1.000	0	2	2	5.1	3	0	1	0	0	12	14.1
Totals			17 535:17	82-183	.448	17-55	.309	58-72	.806	19	68	87	5.1	39	50	49	1	10	239	14.1

Player Averages

Games Played	Minutes/game	Points/game	FG Pct	3FG Pct	FT Pct	Rebounds/game	Assists/game	Turnovers/game	Assist/Turnover ratio	Steals/game	Blocks/game
17	31.5	14.1	44.8	30.9	80.6	5.1	2.9	2.9	1.0	0.6	0.1

CAREER STATISTICS

		Field Goals		3-Point		F-Throws		Rebounds				Scoring								
SEASON	TEAM	GP-GS	MIN/AVG	FG-FGA	FG%	3FG-3FGA	3FG%	FT-FTA	FT%	OFF	DEF	TOT	AVG	PF-FO	A	TO	BLK	STL	PTS	AVG
2022-23	OSU	35-11	572/16.3	62-141	.440	21-49	.429	17-21	.810	9	48	57	1.6	57-0	32	27	12	21	162	4.6
2023-24	OSU	17-17	535/31.5	82-183	.448	17-55	.309	58-72	.806	19	68	87	5.1	39-0	50	49	1	10	239	14.1
TOTAL		52-28	1107/21.3	144-324	.444	38-104	.365	75-93	.806	28	116	144	2.8	96-0	82	76	13	31	401	7.7



BRUCE THORNTON

SOPHOMORE GUARD • 6-2 • 215
FAIRBURN, GA.
MILTON

2

PLAYER NOTES

- Leader of the team
- Steady guy who has been very consistent in everything he does.
- Started his sophomore season with more confidence after being the only player on the team to play and start all 35 games last season
- Has gotten into better basketball shape
- Shot the ball well over the last month of last season and has continued that into this year.
- May play off the ball more this season because of other PG options on the roster

2023-24 NOTES

- Made a then career-high 8-of-8 free throws on opening night vs. Oakland (11/6)
- Scored a career-high 29 points in 4-of-6 from long range and a career-best 13-of-14 from the free throw line in the win over No. 17 Alabama (11/24)
- Dished-out a career-high seven assists and had a career-high tying three steals against Santa Clara (11/25)
- Named the Emerald Coast Classic Most Valuable Player after averaging 21.0 ppg, 5.5 apg, 4.0 rpg and 2.0 spg
- Scored 25 points on 9-of-14 shooting vs. C. Michigan (11/29)
- Had 26 points, five assists and a career-high three steals in the Big Ten opening win over Minnesota (12/3)
- Had a tough shooting game but finished with 11 points, a career-high eight rebounds and a career-high three steals in the win over West Virginia (12/30)

CAREER HONORS

2023 Big Ten All-Tournament Team
 Emerald Coast Classic Most Valuable Player

CAREER NOTES

- Averaged 10.6 points, 2.7 rebounds and 2.6 assists per game as a freshman.
- Had a 2-to-1 assist-to-turnover ratio (92-to-46) while playing a team-high 30.5 minutes per game
- Scored in double-figures 19 times with four 20-point games
- Became the 4th Buckeye freshman to be named to the Big Ten All-Tournament Team after averaging 15.5 points, 4.3 assists, 1.3 steals and just 1.0 turnovers per game over the four games.

PRODUCTION

	Season	Career
Double-Digit Points	15	34
20+ Points	5	9
5+ Rebounds	4	14
5+ Assists	8	15
3 or more three pointers	4	8
Games Started	17	52
Charges Drawn	2	5
Go-Ahead Threes	6	14

POINTS

Season 29, vs. Alabama (11/24/23)
 Career 29, vs. Alabama (11/24/23)

REBOUNDS

Season 8, vs. West Virginia (12/30/23)
 Career 8, vs. West Virginia (12/30/23)

ASSISTS

Season 7, 2x (last: vs. Rutgers, 1/3/24)
 Career 7, 2x (last: vs. Rutgers, 1/3/24)

STEALS

Season 4, at Michigan (1/15/24)
 Career 4, at Michigan (1/15/24)

BLOCKS

Season 1, vs. New Orleans (12/21/23)
 Career 2, vs. Michigan St. (3/10/23)

MINUTES

Season 39:23, vs. West Virginia (12/30/23)
 Career 39:23, vs. West Virginia (12/30/23)

FIELD GOALS

Season 9, vs. Rutgers (1/3/24)
 Career 10, at Michigan (2/5/23)

FG ATTEMPTS

Season 20, vs. Texas A&M (11/10/23)
 Career 20, vs. Texas A&M (11/10/23)

3-PT FGS

Season 4, vs. Alabama (11/24/23)
 Career 4, 2x (last: vs. Alabama, 11/24/23)

3-PT FG ATTS

Season 8, vs. Texas A&M (11/10/23)
 Career 8, 2x (last: vs. Texas A&M, 11/10/23)

FREE THROWS

Season 13, vs. Alabama (11/24/23)
 Career 14, vs. Alabama (11/24/23)

FT ATTEMPTS

Season 14, vs. Alabama (11/24/23)
 Career 14, vs. Alabama (11/24/23)

2023-24 GAME-BY-GAME STATISTICS

Opponent	Date	GS	MIN	Total		3-Pointers		Free throws		Rebounds				PF	A	TO	BLK	STL	PTS	AVG	
				FG-FGA	PCT	3FG-3FGA	PCT	FT-FTA	PCT	OFF	DEF	TOT	AVG								
Oakland	11/06/2023	*	34:27	3-11	.273	3-7	.429	8-8	1.000	0	1	1	1.0	0	2	1	0	1	17	17.0	
Texas A&M	11/10/2023	*	30:50	8-20	.400	2-8	.250	6-9	.667	0	2	2	1.5	2	5	0	0	1	24	20.5	
Merrimack	11/15/2023	*	28:48	2-5	.400	1-2	.500	3-4	.750	0	2	2	1.7	0	6	1	0	2	8	16.3	
Western Mich.	11/19/2023	*	26:17	5-10	.500	2-4	.500	0-0	.000	0	1	1	1.5	0	5	0	0	3	12	15.3	
vs Alabama	11/24/2023	*	35:39	6-12	.500	4-6	.667	13-14	.929	0	3	3	1.8	2	4	2	0	1	29	18.0	
vs Santa Clara	11/25/2023	*	32:21	4-9	.444	1-5	.200	4-5	.800	0	5	5	2.3	1	7	2	0	3	13	17.2	
Central Mich.	11/29/2023	*	30:45	9-14	.643	3-7	.429	4-4	1.000	0	4	4	2.6	3	2	0	0	25	18.3		
Minnesota	12/03/2023	*	32:55	8-12	.667	1-3	.333	9-10	.900	1	1	2	2.5	2	5	1	0	3	26	19.3	
Miami (OH)	12/06/2023	*	28:37	4-9	.444	3-7	.429	3-4	.750	0	1	1	2.3	1	3	0	0	2	14	18.7	
at Penn St.	12/09/2023	*	32:15	4-11	.364	3-6	.500	6-7	.857	0	1	1	2.2	3	4	1	0	0	17	18.5	
vs UCLA	12/16/2023	*	36:01	4-15	.267	0-5	.000	5-6	.833	1	6	7	2.6	1	4	2	0	0	13	18.0	
New Orleans	12/21/2023	*	24:44	4-8	.500	1-3	.333	2-2	1.000	0	2	2	2.6	0	2	0	1	0	11	17.4	
vs West Virginia	12/30/2023	*	39:23	4-13	.308	2-6	.333	1-3	.333	2	6	8	3.0	5	4	1	0	3	11	16.9	
Rutgers	01/03/2024	*	37:11	9-15	.600	2-6	.333	4-6	.667	1	3	4	3.1	1	7	3	0	1	24	17.4	
at Indiana	01/06/2024	*	30:50	4-17	.235	0-7	.000	1-1	1.000	0	1	1	2.9	4	5	0	0	1	9	16.9	
Wisconsin	01/10/2024	*	36:59	6-16	.375	1-5	.200	0-2	.000	0	2	2	2.9	1	6	1	0	0	13	16.6	
at Michigan	01/15/2024	*	37:40	8-19	.421	2-7	.286	1-1	1.000	1	5	6	3.1	2	2	1	0	4	19	16.8	
Totals			17	555:42	92-216	.426	31-94	.330	70-86	.814	6	46	52	3.1	28	73	16	1	25	285	16.8

Player Averages

Games Played	Minutes/game	Points/game	FG Pct	3FG Pct	FT Pct	Rebounds/game	Assists/game	Turnovers/game	Assist/Turnover ratio	Steals/game	Blocks/game
17	32.7	16.8	42.6	33.0	81.4	3.1	4.3	0.9	4.6	1.5	0.1

CAREER STATISTICS

SEASON	TEAM	GP-GS	MIN/AVG	Field Goals		3-Point		F-Throws		Rebounds				Scoring						
				FG-FGA	FG%	3FG-3FGA	3FG%	FT-FTA	FT%	OFF	DEF	TOT	AVG	PF-FO	A	TO	BLK	STL	PTS	AVG
2022-23	OSU	35-35	1069/30.5	139-305	.456	42-112	.375	51-70	.729	10	86	96	2.7	58-1	92	46	5	29	371	10.6
2023-24	OSU	17-17	556/32.7	92-216	.426	31-94	.330	70-86	.814	6	46	52	3.1	28-1	73	16	1	25	285	16.8
TOTAL		52-52	1625/31.2	231-521	.443	73-206	.354	121-156	.776	16	132	148	2.8	86-2	165	62	6	54	656	12.6



TAISON CHATMAN

FRESHMAN
GUARD • 6-4 • 175
MINNEAPOLIS, MINN.
TOTINO-GRACE

3

PLAYER NOTES

- A quiet storm
- Has a quiet confidence on the court
- Is a combo guard that can play the 1 or 2 positions
- Has really good vision as a point guard
- Shoots the ball extremely well
- Had a meniscus injury in high school that slowed his pre-season preparation

2023-24 NOTES

- Made his collegiate debut in the win over No. 17 Alabama (11/24)

PRIOR TO OHIO STATE

- 36th prospect overall and 8th-best combo guard in the 247 composite national rankings
- Was the top-ranked player in the state of Minnesota
- Led Totino-Grace to back-to-back Minnesota 3A state titles in 2022 and 2023
- Was slowed by injury at the start of his senior season but still averaged over 12 points per game
- Had 20 points, 12 rebounds, four assists and two steals in a 50-46 win in the 2023 state championship game over perennial powerhouse DeLaSalle
- Scored 13.5 points, seven rebounds and seven assists per game as a junior
- Was one of the most efficient guards on the Adidas Circuit, playing for D1 Minnesota
- Was named the 2022-23 Pre-Season POY by Breakdown Sport Media in Minnesota

PRODUCTION

Season

- Double-Digit Points
- 20+ Points
- 5+ Rebounds
- 5+ Assists
- Games Started
- Dunks

POINTS

Season

FIELD GOALS

Season

REBOUNDS

Season 1, 2x (at Michigan, 1/15/24)

FG ATTEMPTS

Season 2, 2x (at Michigan, 1/15/24)

ASSISTS

Season 2, vs. Santa Clara (11/25/23)

3-PT FGS

Season

STEALS

Season

3-PT FG ATTS

Season 2, at Michigan (1/15/24)

BLOCKS

Season

FREE THROWS

Season

MINUTES

Season 7:01, vs. C. Michigan (11/29/23)

FT ATTEMPTS

Season

2023-24 GAME-BY-GAME STATISTICS

Opponent	Date	GS	MIN	Total		3-Pointers		Free throws		Rebounds				PF	A	TO	BLK	STL	PTS	AVG
				FG-FGA	PCT	3FG-3FGA	PCT	FT-FTA	PCT	OFF	DEF	TOT	AVG							
vs Alabama	11/24/2023		00:27	0-0	.000	0-0	.000	0-0	.000	0	0	0	0	0	0	0	0	0	0	0.0
vs Santa Clara	11/25/2023		03:56	0-1	.000	0-1	.000	0-0	.000	0	0	0	0.0	2	2	1	0	0	0	0.0
Central Mich.	11/29/2023		07:01	0-2	.000	0-1	.000	0-0	.000	1	0	1	0.3	1	0	1	0	0	0	0.0
Miami (OH)	12/06/2023		04:43	0-1	.000	0-1	.000	0-0	.000	0	0	0	0.3	1	1	1	0	0	0	0.0
at Indiana	01/06/2024		02:50	0-0	.000	0-0	.000	0-0	.000	0	0	0	0.2	0	0	1	0	0	0	0.0
at Michigan	01/15/2024		02:15	0-2	.000	0-2	.000	0-0	.000	0	1	1	0.3	0	0	0	0	0	0	0.0
Totals		0	21:12	0-6	.000	0-5	.000	0-0	.000	1	1	2	0.3	5	3	4	0	0	0	0.0

Player Averages

Games Played	Minutes/ game	Points/ game	FG Pct	3FG Pct	FT Pct	Rebounds/ game	Assists/ game	Turnovers/ game	Assist/Turnover ratio	Steals/ game	Blocks/ game
6	3.5	0.0	0.0	0.0	0.0	0.3	0.5	0.7	0.8	0.0	0.0

CAREER STATISTICS

SEASON	TEAM	GP-GS	MIN/AVG	Field Goals		3-Point		F-Throws		Rebounds				Scoring						
				FG-FGA	FG%	3FG-3FGA	3FG%	FT-FTA	FT%	OFF	DEF	TOT	AVG	PF-FO	A	TO	BLK	STL	PTS	AVG
2023-24	OSU	6-0	21/3.5	0-6	.000	0-5	.000	0-0	.000	1	1	2	0.3	5-0	3	4	0	0	0	0.0
TOTAL		6-0	21/3.5	0-6	.000	0-5	.000	0-0	.000	1	1	2	0.3	5-0	3	4	0	0	0	0.0



DALE BONNER

5TH YEAR
GUARD • 6-1 • 175
SHAKER HEIGHTS, OHIO
SHAKER HEIGHTS /
FAIRMONT STATE / BAYLOR

4

PLAYER NOTES

- Transfer from Baylor
- In his fifth season following two seasons at DII Fairmont State and the last two at Baylor
- An Ohio guy who wanted to play his final season close to home
- Is a different point guard than Bruce Thornton and will provide a change of pace and a second option at point guard
- Is “shifty” and quick with the ball and has great court vision
- Has surprised the coaches in the preseason with how well he shot the ball

2023-24 NOTES

- Knocked-down three three-pointers and finished with 11 points in the win over Western Michigan (11/19)
- Played well at the Emerald Coast Classic, making 5-of-7 three-point attempts and having three assists and three steals in helping the Buckeyes to wins over No. 17 Alabama and Santa Clara

CAREER NOTES

- Comes from winning programs
- His teams have a record of 88-30 over the last four years
- He’s a very good defender and left Baylor as one of just five players with multiple six-plus steal games
- Holds career averages of 10.8 points, 3.4 assists per game and 1.6 steals per game
- Appeared in all four of Baylor’s NCAA Tournament games during his two seasons
- Led Fairmont State in scoring, assists and steals in his two seasons, including a team-best 20.2 points per game as a sophomore in 2020-21

PRODUCTION

	Season	Career
Double-Digit Points	4	58
20+ Points		20
30+ Points		3
10+ Rebounds		3
5+ Assists		33
10+ Assists		4
3+ steals		12
3+ three pointers made	3	7
Games Started		56
Charges Drawn	4	--
Go-Ahead Threes		--

DOUBLE-DOUBLES (6)

Date	Opponent	Pts	Rebs	Asss
11/26/2019	at WV Wesleyan	25	11	
11/30/2019	at Bowie St.	14		11
1/4/2020	Carlow	10		10
2/26/2020	WV Wesleyan	16	19	
2/8/2021	Concord	14		11
2/27/2021	Frostburg St.	26	10	

POINTS

Season 11, 3x (last: vs. Miami (Ohio), 12/6/23)
 Career 35, at Notre Dame (OH) (2/22/21)

REBOUNDS

Season 5, 4x (last: vs. Rutgers, 1/3/24)
 Career 11, at West Va. Wesleyan (11/26/19)

ASSISTS

Season 3, 3x (last: at Michigan, 1/15/24)
 Career 12, vs. McNeese 11/23/22

STEALS

Season 2, 2x (last: vs. New Orleans, 12/21/23)
 Career 6, 3x (last: Northern Colo., 11/14/22)

BLOCKS

Season 1, 3x (last: at Indiana, 1/6/24)
 Career 2, vs. Frostburg St. (2/29/20)

MINUTES

Season 27:24, vs. New Orleans (12/21/23)
 Career 40:00, 4x (last: vs. West Liberty, 3/7/21)

FIELD GOALS

Season 4, 2x (last: vs. Santa Clara, 11/25/23)
 Career 12, vs. Glenville St. (12/15/19)

FG ATTEMPTS

Season 12, vs. New Orleans (12/21/23)
 Career 26, vs. Glenville St. (12/15/19)

3-PT FGS

Season 3, 3x (last: vs. Miami (Ohio), 12/6/23)
 Career 5, vs. Frostburg St. (2/29/20)

3-PT FG ATTS

Season 6, 2x (last: vs. New Orleans, 12/21/23)
 Career 9, vs. Charleston (WV) (3/6/21)

FREE THROWS

Season 6, vs. C. Michigan (11/29/23)
 Career 11, 3x (last: vs. West Liberty, 3/7/21)

FT ATTEMPTS

Season 7, vs. C. Michigan (11/29/23)
 Career 18, vs. West Liberty (1/15/20)

2023-24 GAME-BY-GAME STATISTICS

Opponent	Date	GS	MIN	Total		3-Pointers		Free throws		Rebounds				PF	A	TO	BLK	STL	PTS	AVG
				FG-FGA	PCT	3FG-3FGA	PCT	FT-FTA	PCT	OFF	DEF	TOT	AVG							
Oakland	11/06/2023		15:44	0-4	.000	0-3	.000	0-0	.000	0	3	3	3.0	2	2	1	0	1	0	0.0
Texas A&M	11/10/2023		15:48	2-5	.400	0-1	.000	0-0	.000	0	0	0	1.5	2	0	1	0	0	4	2.0
Merrimack	11/15/2023		23:09	2-2	1.000	1-1	1.000	0-0	.000	0	5	5	2.7	0	2	0	0	1	5	3.0
Western Mich.	11/19/2023		21:05	4-8	.500	3-5	.600	0-0	.000	0	2	2	2.5	0	2	2	0	1	11	5.0
vs Alabama	11/24/2023		26:27	3-8	.375	3-4	.750	0-0	.000	0	2	2	2.4	2	1	0	0	1	9	5.8
vs Santa Clara	11/25/2023		26:10	4-7	.571	2-3	.667	1-2	.500	1	2	3	2.5	0	2	0	0	2	11	6.7
Central Mich.	11/29/2023		25:35	1-5	.200	0-2	.000	6-7	.857	0	2	2	2.4	2	3	1	0	1	8	6.9
Minnesota	12/03/2023		15:36	1-5	.200	0-2	.000	0-0	.000	0	2	2	2.4	0	1	0	1	1	2	6.3
Miami (OH)	12/06/2023		19:42	3-9	.333	3-6	.500	2-2	1.000	0	3	3	2.4	1	1	2	0	0	11	6.8
at Penn St.	12/09/2023		21:24	2-7	.286	0-3	.000	0-1	.000	0	4	4	2.6	3	3	2	0	0	4	6.5
vs UCLA	12/16/2023		22:22	3-5	.600	0-2	.000	0-0	.000	1	4	5	2.8	2	0	1	1	1	6	6.5
New Orleans	12/21/2023		27:24	3-12	.250	1-6	.167	3-4	.750	1	4	5	3.0	1	1	0	0	2	10	6.8
vs West Virginia	12/30/2023		23:32	0-5	.000	0-3	.000	0-0	.000	1	2	3	3.0	2	0	0	0	1	0	6.2
Rutgers	01/03/2024		15:45	1-6	.167	1-2	.500	0-0	.000	1	4	5	3.1	2	2	0	0	0	3	6.0
at Indiana	01/06/2024		11:00	1-5	.200	0-2	.000	0-0	.000	0	2	2	3.1	2	2	0	1	0	2	5.7
Wisconsin	01/10/2024		08:18	0-1	.000	0-0	.000	0-0	.000	0	1	1	2.9	0	0	0	0	0	0	5.4
at Michigan	01/15/2024		12:33	1-4	.250	0-2	.000	0-0	.000	0	2	2	2.9	1	3	0	0	0	2	5.2
Totals		0	331:32	31-98	.316	14-47	.298	12-16	.750	5	44	49	2.9	22	25	10	3	12	88	5.2

Player Averages

Games Played	Minutes/game	Points/game	FG Pct	3FG Pct	FT Pct	Rebounds/game	Assists/game	Turnovers/game	Assist/Turnover ratio	Steals/game	Blocks/game
17	19.5	5.2	31.6	29.8	75.0	2.9	1.5	0.6	2.5	0.7	0.2

CAREER STATISTICS

SEASON	TEAM	GP-GS	MIN/AVG	Field Goals		3-Point		F-Throws		Rebounds				Scoring						
				FG-FGA	FG%	3FG-3FGA	3FG%	FT-FTA	FT%	OFF	DEF	TOT	AVG	PF-FO	A	TO	BLK	STL	PTS	AVG
2019-20	FairSt	30-30	1002/33.4	191-417	.458	39-105	.371	113-166	.681	39	106	145	4.8	72-1	158	93	6	69	534	17.8
2020-21	FairSt	20-20	694/34.7	138-301	.458	45-103	.437	102-128	.797	23	81	104	5.2	36-1	90	58	2	40	423	21.2
2021-22	Baylor	31-2	537/17.3	33-98	.337	10-52	.192	20-27	.741	18	19	37	1.2	35-0	47	24	2	27	96	3.1
2022-23	Baylor	29-4	563/19.4	41-93	.441	16-43	.372	38-51	.745	7	28	35	1.2	37-1	79	34	3	40	136	4.7
2023-24	OSU	17-0	332/19.5	31-98	.316	14-47	.298	12-16	.750	5	44	49	2.9	22-0	25	10	3	12	88	5.2
TOTAL FOR OSU		17-0	332/19.5	31-98	.316	14-47	.298	12-16	.750	5	44	49	2.9	22-0	25	10	3	12	88	5.2
TOTAL		127-56	3126/24.6	434-1007	.431	124-350	.354	285-388	.735	92	278	370	2.9	202-3	399	219	16	188	1277	10.1



JAMISON BATTLE

5TH YEAR
FORWARD • 6-7 • 220
ROBBINSDALE, MINN.
DELASALLE
G. WASHINGTON / MINNESOTA

10

PLAYER NOTES

- Transfer from Minnesota
- Is in his fifth season in college basketball after two with George Washington and two at Minnesota
- On the Julius Erving Small Forward of the Year Preseason Watch List
- Scorer and very mature players
- His ability to shoot from the perimeter is going to help spread the floor
- Can play at the 3 or the 4 position and provides flexibility to the lineup
- Plays the saxophone

2023-24 NOTES

- Had 13 points in the win over Merrimack (11/15) to go over 1,500 points in his career
- Knocked-down three three-pointers and finished with 13 points in the win over Western Michigan (11/19)
- Made 5-of-10 three-pointers and led the Buckeyes with 21 points in the championship game of the Emerald Coast Classic vs. Santa Clara (11/25)
- Scored 25 points on 4-of-6 from distance vs. Minnesota (12/3) in his first game against his former team
- Canned his first five three-pointers en route to six on the night, finishing with 22 points in the win over Rutgers (1/3)

CAREER NOTES

- Has scored over 1,500 points in his career
- Had made 257 three-pointers in four seasons for an average of nearly 2.5 threes per game before coming to Ohio State
- Earned All-Conference honors in both the A-10 and the Big Ten
- Was on the Julius Erving Top 20 Watch List at the end of the 2023 season

CAREER HONORS

All-Big Ten Honorable Mention (2022)
 All A-10 Third Team (2021)
 A-10 All-Rookie Team (2020)
 CSC Academic All-District & Academic All-Big Ten (2023)

PRODUCTION

	Season	Career
Double-Digit Points	14	96
20+ Points	3	27
30+ Points		2
10+ Rebounds		8
5+ Assists	1	2
5+ three pointers made	5	16
Games Started	17	118
Charges Drawn	1	--
Dunks	3	--
Go-Ahead Threes	7	--

DOUBLE-DOUBLES (8)

Date	Opponent	Pts	Rebs
11/24/2019	vs. Milwaukee	12	12
12/5/2020	Coppin St.	14	13
11/14/2021	vs. Princeton	24	11
2/9/2022	at Nebraska	21	10
2/19/2022	Northwestern	21	14
1/11/2020	Duquesne	20	10
1/8/2020	at Saint Louis	18	10
1/30/2022	at Wisconsin	14	10

POINTS

Season 25, vs. Minnesota (12/3/23)
 Career 39, at Maryland (3/2/22)

REBOUNDS

Season 9, 3x (last: at Indiana, 1/6/24)
 Career 14, vs. Northwestern (2/19/22)

ASSISTS

Season 5, vs. Miami (Ohio) (12/6/23)
 Career 5, 2x (last: vs. Miami (Ohio), 12/6/23)

STEALS

Season 3, vs. Alabama (11/24/23)
 Career 4, vs. Ark.-Pine Bluff (12/14/22)

BLOCKS

Season 1, 4x (last: vs. Wisconsin, 1/10/24)
 Career 3, vs. Iowa (2/12/23)

MINUTES

Season 37:44, vs. Wisconsin (1/10/24)
 Career 43:15, vs. Nebraska, (1/7/23)

FIELD GOALS

Season 8, 2x (last: vs. Rutgers, 1/3/24)
 Career 14, at Maryland (3/2/22)

FG ATTEMPTS

Season 18, vs. Santa Clara (11/25/23)
 Career 31, at Maryland (3/2/22)

3-PT FGS

Season 6, vs. Rutgers (1/3/24)
 Career 7, at Maryland (3/2/22)

3-PT FG ATTS

Season 11, vs. West Virginia (12/30/23)
 Career 16, 2x (last: at Maryland, 3/2/22)

FREE THROWS

Season 7, vs. Minnesota (12/3/23)
 Career 9, vs. Davidson (1/29/20)

FT ATTEMPTS

Season 7, vs. Minnesota (12/3/23)
 Career 10, vs. Davidson (1/29/20)

2023-24 GAME-BY-GAME STATISTICS


Opponent	Date	GS	MIN	Total		3-Pointers		Free throws		Rebounds				PF	A	TO	BLK	STL	PTS	AVG	
				FG-FGA	PCT	3FG-3FGA	PCT	FT-FTA	PCT	OFF	DEF	TOT	AVG								
Oakland	11/06/2023	*	31:51	3-8	.375	2-7	.286	1-1	1.000	1	6	7	7.0	2	2	2	1	0	9	9.0	
Texas A&M	11/10/2023	*	23:12	4-8	.500	2-5	.400	0-0	.000	2	2	4	5.5	5	0	2	0	1	10	9.5	
Merrimack	11/15/2023	*	33:18	4-11	.364	2-4	.500	3-4	.750	1	3	4	5.0	1	2	3	0	0	13	10.7	
Western Mich.	11/19/2023	*	20:29	5-12	.417	3-7	.429	0-1	.000	0	4	4	4.8	2	2	0	0	0	13	11.3	
vs Alabama	11/24/2023	*	26:42	2-7	.286	1-5	.200	4-4	1.000	1	2	3	4.4	2	1	2	0	3	9	10.8	
vs Santa Clara	11/25/2023	*	32:55	8-18	.444	5-10	.500	0-0	.000	0	1	1	3.8	0	1	1	0	1	21	12.5	
Central Mich.	11/29/2023	*	29:02	4-12	.333	2-6	.333	2-2	1.000	1	7	8	4.4	2	1	0	1	0	12	12.4	
Minnesota	12/03/2023	*	34:28	7-12	.583	4-6	.667	7-7	1.000	2	5	7	4.8	3	0	1	1	0	25	14.0	
Miami (OH)	12/06/2023	*	25:36	5-10	.500	1-3	.333	2-2	1.000	2	0	2	4.4	2	5	1	0	0	13	13.9	
at Penn St.	12/09/2023	*	33:33	5-10	.500	3-8	.375	0-0	.000	2	2	4	4.4	3	3	3	0	1	13	13.8	
vs UCLA	12/16/2023	*	33:54	6-11	.545	1-5	.200	1-1	1.000	0	3	3	4.3	2	0	1	0	0	14	13.8	
New Orleans	12/21/2023	*	31:39	6-12	.500	5-8	.625	0-0	.000	3	6	9	4.7	3	4	1	0	0	17	14.1	
vs West Virginia	12/30/2023	*	36:02	6-15	.400	5-11	.455	0-0	.000	4	5	9	5.0	1	1	0	0	0	17	14.3	
Rutgers	01/03/2024	*	35:17	8-12	.667	6-9	.667	0-0	.000	1	3	4	4.9	0	3	0	1	22	14.9		
at Indiana	01/06/2024	*	34:11	6-12	.500	5-10	.500	0-0	.000	3	6	9	5.2	0	1	5	0	0	17	15.0	
Wisconsin	01/10/2024	*	37:44	7-11	.636	4-5	.800	0-0	.000	1	7	8	5.4	2	0	1	1	0	18	15.2	
at Michigan	01/15/2024	*	24:20	2-10	.200	1-8	.125	0-0	.000	0	5	5	5.4	3	0	0	0	0	5	14.6	
Totals			17	524:14	88-191	.461	52-117	.444	20-22	.909	24	67	91	5.4	33	23	26	4	7	248	14.6

Player Averages

Games Played	Minutes/game	Points/game	FG Pct	3FG Pct	FT Pct	Rebounds/game	Assists/game	Turnovers/game	Assist/Turnover ratio	Steals/game	Blocks/game
17	30.8	14.6	46.1	44.4	90.9	5.4	1.4	1.5	0.9	0.4	0.2

CAREER STATISTICS

SEASON	TEAM	GP-GS	MIN/AVG	Field Goals		3-Point		F-Throws		Rebounds				Scoring						
				FG-FGA	FG%	3FG-3FGA	3FG%	FT-FTA	FT%	OFF	DEF	TOT	AVG	PF-FO	A	TO	BLK	STL	PTS	AVG
2019-20	GWU	32-30	1127/35.2	122-306	.399	89-243	.366	44-52	.846	12	155	167	5.2	69-0	19	35	14	13	377	11.8
2020-21	GWU	15-15	549/36.6	94-198	.475	34-96	.354	37-47	.787	6	72	78	5.2	25-0	10	33	4	13	259	17.3
2021-22	MINN	29-29	1063/36.6	186-413	.450	75-205	.366	60-79	.759	9	174	183	6.3	54-1	28	39	12	11	507	17.5
2022-23	MINN	27-27	961/35.6	126-340	.371	59-190	.311	25-32	.781	8	95	103	3.8	54-1	47	50	12	16	336	12.4
2023-24	OSU	17-17	524/30.8	88-191	.461	52-117	.444	20-22	.909	24	67	91	5.4	33-1	23	26	4	7	248	14.6
TOTAL FOR OSU		17-17	524/30.8	88-191	.461	52-117	.444	20-22	.909	24	67	91	5.4	33-1	23	26	4	7	248	14.6
TOTAL		120-118	4224/35.2	616-1448	.425	309-851	.363	186-232	.802	59	563	622	5.2	235-3	127	183	46	60	1727	14.4



EVAN MAHAFFEY

SOPHOMORE GUARD • 6-6 • 220
CINCINNATI, OHIO
ARCHBISHOP MOELLER
PENN STATE

12

PLAYER NOTES

- Transfer from Penn State
- Coaches describe him as an “every day” and a “tough player”
- Does a little bit of everything and can play multiple positions
- Will play some point guard as well as the power forward position and can guard 1-4
- Has fit in extremely well with the sophomore class
- An Ohio guy that chose to return to his home state after Micah Shrewberry left Penn State

2023-24 NOTES

- Played a career-high 30 minutes and scored his first points as a Buckeye vs. #15 Texas A&M (11/10)
- Dished-out a then career-high 5 assists vs. C. Michigan (11/29)
- Scored 10 points and made his first three-pointer of the season vs. Miami (Ohio) (12/6)
- Grabbed a career-high six rebounds and was 4-of-4 from the floor in the win over New Orleans (12/21)

CAREER NOTES

- Played in 34 games, including both NCAA Tournament games for the Nittany Lions
- Averaged 2.8 points and 1.7 rebounds as a freshman for the Nittany Lions in 9.4 minutes per game
- Secured a huge late-game rebound that led to a three-pointer and a win at Northwestern on March 1. That was likely the key win for Penn State to earn an NCAA Tournament berth.
- Scored five points and posted career-highs of five rebounds and six assists in his first game against his former team at Penn State on Dec. 9

PRODUCTION

	Season	Career
Double-Digit Points	1	2
15+ Points	--	--
5+ Rebounds	7	9
2+ Assists	8	12
Games Started	17	17
Charges Drawn	--	--
Dunks	4	--
Go-Ahead Threes	--	--

POINTS

Season 10, vs. Miami (Ohio) (12/6/23)
 Career 12, vs. Indiana (1/11/23)

REBOUNDS

Season 9, vs. West Virginia (12/30/23)
 Career 9, vs. West Virginia (12/30/23)

ASSISTS

Season 6, at Penn State (12/9/23)
 Career 6, at Penn State (12/9/23)

STEALS

Season 3, 3x (last: vs. Minnesota, 12/3/23)
 Career 3, 4x (last: vs. Minnesota, 12/3/23)

BLOCKS

Season 2, 2x (last: vs. Rutgers, 1/3/24)
 Career 2, 4x (last: vs. Rutgers, 1/3/24)

MINUTES

Season 31:22, at Penn State (12/9/23)
 Career 30:26, vs. Texas A&M (11/10/23)

FIELD GOALS

Season 4, 2x (last: vs. New Orleans, 12/21/23)
 Career 4, 4x (last: vs. New Orleans, 12/21/23)

FG ATTEMPTS

Season 7, 2x (last: vs. Miami (Ohio), 12/6/23)
 Career 7, 2x (last: vs. Miami (Ohio), 12/6/23)

3-PT FGS

Season 1, vs. Miami (Ohio) (12/6/23)
 Career 1, 5x (last: vs. Miami (Ohio), 12/6/23)

3-PT FG ATTS

Season 3, vs. C. Michigan (11/29/23)
 Career 3, vs. C. Michigan (11/29/23)

FREE THROWS

Season 2, 5x (last: at Michigan, 1/15/24)
 Career 3, 2x (last: vs Illinois, 2/14/23)

FT ATTEMPTS

Season 4, vs. West Virginia (12/30/23)
 Career 4, 4x (last: vs. West Virginia, 12/30/23)

2023-24 GAME-BY-GAME STATISTICS

Opponent	Date	GS	MIN	Total		3-Pointers		Free throws		Rebounds				PF	A	TO	BLK	STL	PTS	AVG	
				FG-FGA	PCT	3FG-3FGA	PCT	FT-FTA	PCT	OFF	DEF	TOT	AVG								
Oakland	11/06/2023	*	13:57	0-0	.000	0-0	.000	0-0	.000	1	2	3	3.0	4	1	2	0	1	0	0.0	
Texas A&M	11/10/2023	*	30:26	2-3	.667	0-0	.000	2-2	1.000	1	4	5	4.0	3	0	0	2	0	6	3.0	
Merrimack	11/15/2023	*	17:41	2-5	.400	0-0	.000	2-2	1.000	2	2	4	4.0	3	2	1	0	3	6	4.0	
Western Mich.	11/19/2023	*	19:43	1-5	.200	0-0	.000	1-2	.500	0	2	2	3.5	0	1	0	0	2	3	3.8	
vs Alabama	11/24/2023	*	22:44	1-2	.500	0-0	.000	2-2	1.000	0	1	1	3.0	4	1	2	0	3	4	3.8	
vs Santa Clara	11/25/2023	*	22:05	1-5	.200	0-2	.000	0-0	.000	1	4	5	3.3	3	2	0	1	0	2	3.5	
Central Mich.	11/29/2023	*	21:51	0-7	.000	0-3	.000	0-0	.000	3	1	4	3.4	0	5	0	0	1	0	3.0	
Minnesota	12/03/2023	*	21:20	0-4	.000	0-0	.000	0-0	.000	4	1	5	3.6	4	2	3	0	3	0	2.6	
Miami (OH)	12/06/2023	*	21:59	4-7	.571	1-1	1.000	1-1	1.000	2	2	4	3.7	1	1	2	1	2	10	3.4	
at Penn St.	12/09/2023	*	31:22	2-5	.400	0-0	.000	1-2	.500	2	3	5	3.8	3	6	3	1	0	5	3.6	
vs UCLA	12/16/2023	*	14:51	1-2	.500	0-1	.000	0-0	.000	2	2	4	3.8	1	2	1	0	0	2	3.5	
New Orleans	12/21/2023	*	25:11	4-4	1.000	0-0	.000	0-0	.000	0	6	6	4.0	3	2	2	1	2	8	3.8	
vs West Virginia	12/30/2023	*	21:36	0-2	.000	0-1	.000	2-4	.500	4	5	9	4.4	2	2	4	0	2	2	3.7	
Rutgers	01/03/2024	*	21:25	2-4	.500	0-1	.000	0-0	.000	2	1	3	4.3	0	0	0	2	1	4	3.7	
at Indiana	01/06/2024	*	21:01	1-4	.250	0-1	.000	0-0	.000	3	1	4	4.3	2	2	0	0	1	2	3.6	
Wisconsin	01/10/2024	*	22:24	2-3	.667	0-0	.000	0-1	.000	0	2	2	4.1	2	1	1	1	2	4	3.6	
at Michigan	01/15/2024	*	23:06	3-5	.600	0-0	.000	2-2	1.000	2	3	5	4.2	1	0	0	0	0	8	3.9	
Totals			17	372:41	26-67	.388	1-10	.100	13-18	.722	29	42	71	4.2	36	30	21	9	23	66	3.9

Player Averages

Games Played	Minutes/game	Points/game	FG Pct	3FG Pct	FT Pct	Rebounds/game	Assists/game	Turnovers/game	Assist/Turnover ratio	Steals/game	Blocks/game
17	21.9	3.9	38.8	10.0	72.2	4.2	1.8	1.2	1.4	1.4	0.5

CAREER STATISTICS

SEASON	TEAM	GP-GS	MIN/AVG	Field Goals		3-Point		F-Throws		Rebounds				Scoring						
				FG-FGA	FG%	3FG-3FGA	3FG%	FT-FTA	FT%	OFF	DEF	TOT	AVG	PF-FO	A	TO	BLK	STL	PTS	AVG
2022-23	PSU	34-0	319/9.4	37-65	.569	4-12	.333	16-28	.571	22	37	59	1.7	59-1	12	14	7	9	94	2.8
2023-24	OSU	17-17	373/21.9	26-67	.388	1-10	.100	13-18	.722	29	42	71	4.2	36-0	30	21	9	23	66	3.9
TOTAL FOR OSU		17-17	373/21.9	26-67	.388	1-10	.100	13-18	.722	29	42	71	4.2	36-0	30	21	9	23	66	3.9
TOTAL		51-17	691/13.6	63-132	.477	5-22	.227	29-46	.630	51	79	130	2.5	95-1	42	35	16	32	160	3.1



BOWEN HARDMAN

**SOPHOMORE
GUARD • 6-3 • 190
CINCINNATI, OHIO
PRINCETON**

15

PLAYER NOTES

- Knock-down shooter
- Is a floor spacer because of his shooting ability
- Known as one of the best shooters on the team, if not the best
- Can make from anywhere on the floor and is a really good shooter coming off screens
- His growth as a defender will determine his playing time

2023-24 NOTES

- Splashed his first three-pointer of the season in the win over Santa Clara (11/25)

CAREER NOTES

- Appeared in seven games in a reserve role
- Scored 12 points on the year on four three-point field goals
- Scored his first career points by knocking-down a pair of three-pointers in the win over Maine (12/21)

POINTS

Season 3, 2x (last: vs. New Orleans, 12/21/23)
Career 6, 2x (last: vs. Ala. A&M, 12/29/22)

REBOUNDS

Season 1, vs. Santa Clara (11/25/23)
Career 1, vs. Santa Clara (11/25/23)

ASSISTS

Season
Career

STEALS

Season
Career

BLOCKS

Season
Career

MINUTES

Season 2:50, vs. New Orleans (12/21/23)
Career 3:50, vs. Maine (12/21/22)

FIELD GOALS

Season 1, 3x (last: vs. New Orleans, 12/21/23)
Career 2, 2x (last: vs. Ala. A&M, 12/29/22)

FG ATTEMPTS

Season 2, vs. New Orleans (12/21/23)
Career 4, vs. Alabama A&M (12/29/22)

3-PT FGS

Season 1, 2x (last: vs. New Orleans, 12/21/23)
Career 2, 2x (last: vs. Ala. A&M, 12/29/22)

3-PT FG ATTS

Season 2, vs. New Orleans (12/21/23)
Career 4, vs. Alabama A&M (12/29/22)

FREE THROWS

Season
Career

FT ATTEMPTS

Season
Career

2023-24 GAME-BY-GAME STATISTICS


Opponent	Date	GS	MIN	Total		3-Pointers		Free throws		Rebounds				Other							
				FG-FGA	PCT	3FG-3FGA	PCT	FT-FTA	PCT	OFF	DEF	TOT	AVG	PF	FO	A	TO	BLK	STL	PTS	AVG
Texas A&M	11/10/2023		00:25	0-0	.000	0-0	.000	0-0	.000	0	0	0	0.0	0	0	0	0	0	0	0	0.0
Merrimack	11/15/2023		02:23	0-0	.000	0-0	.000	0-0	.000	0	0	0	0.0	0	0	0	0	0	0	0	0.0
Western Mich.	11/19/2023		02:43	0-1	.000	0-1	.000	0-0	.000	0	0	0	0.0	0	0	0	0	0	0	0	0.0
vs Santa Clara	11/25/2023		01:19	1-1	1.000	1-1	1.000	0-0	.000	0	1	1	0.3	0	0	0	0	0	0	0	3 0.8
Central Mich.	11/29/2023		01:56	1-1	1.000	0-0	.000	0-0	.000	0	0	0	0.2	0	0	0	0	0	0	0	2 1.0
New Orleans	12/21/2023		02:50	1-2	.500	1-2	.500	0-0	.000	0	0	0	0.2	0	0	0	0	0	0	0	3 1.3
Totals		0	11:37	3-5	.600	2-4	.500	0-0	.000	0	1	1	0.2	0	0	0	0	0	0	0	8 1.3

Player Averages

Games Played	Minutes/game	Points/game	FG Pct	3FG Pct	FT Pct	Rebounds/game	Assists/game	Turnovers/game	Assist/Turnover ratio	Steals/game	Blocks/game
6	1.9	1.3	60.0	50.0	0.0	0.2	0.0	0.0	0.0	0.0	0.0

CAREER STATISTICS

		Field Goals		3-Point		F-Throws		Rebounds				Scoring								
SEASON	TEAM	GP-GS	MIN/AVG	FG-FGA	FG%	3FG-3FGA	3FG%	FT-FTA	FT%	OFF	DEF	TOT	AVG	PF-FO	A	TO	BLK	STL	PTS	AVG
2022-23	OSU	7-0	18/2.6	4-8	.500	4-8	.500	0-0	.000	0	0	0	0.0	2-0	0	0	0	0	12	1.7
2023-24	OSU	6-0	12/1.9	3-5	.600	2-4	.500	0-0	.000	0	1	1	0.2	0-0	0	0	0	0	8	1.3
TOTAL		13-0	30/2.3	7-13	.538	6-12	.500	0-0	.000	0	1	1	0.1	2-0	0	0	0	0	20	1.5



DEVIN ROYAL

FRESHMAN
FORWARD • 6-6 • 220
PICKERINGTON, OHIO
PICKERINGTON CENTRAL

21

PLAYER NOTES

- Is a workhorse
- Has been a proven rebounder at every level he's played
- Offensive rebounding will be his key this season
- Provides versatility as he can play inside and on the perimeter
- Could be a miss-match as his offensive game grows

2023-24 NOTES

- Scored his first collegiate point with four points in the win over Merrimack (11/15)
- Was 4-of-5 from the floor and finished with 11 points vs. C. Michigan (11/29)
- Posted then season highs of seven rebounds, two assists and one steal to go along with seven points vs. New Orleans (12/21)
- Played a solid game at Michigan (1/15), scoring seven points and grabbing three rebounds

PRIOR TO OHIO STATE

- Ohio's Mr. Basketball in 2023
- Is the 12th player in Ohio State basketball history to earn Ohio's Mr. Basketball
- Led Pickerington Central to a DI state title game in each of his last two seasons, scoring a game-high 20 points in a win in 2022 and a team-high 15 points in a runner-up finish in 2023
- Earned first team All-Ohio honors as both a junior and senior, averaging 19.6 points and 7.6 rebounds as a senior and averaging 19.1 points and 8.2 rebounds as a junior
- Played alongside current Ohio State football player Sonny Styles at Pickerington Central

PRODUCTION

Season

Double-Digit Points	1
20+ Points	
5+ Rebounds	1
5+ Assists	
Games Started	
Dunks	1
Go-Ahead Threes	

POINTS

Season 11, vs. C. Michigan (11/29/23)

REBOUNDS

Season 7, vs. New Orleans (12/21/23)

ASSISTS

Season 2, vs. New Orleans (12/21/23)

STEALS

Season 1, vs. New Orleans (12/21/23)

BLOCKS

Season 3, vs. Texas A&M (11/10/23)

MINUTES

Season 16:39, vs. W. Michigan (11/19/23)

FIELD GOALS

Season 4, vs. C. Michigan (11/29/23)

FG ATTEMPTS

Season 5, 2x (last: at Michigan, 1/15/24)

3-PT FGS

Season 1, 2x (last: vs. C. Michigan, 11/29/23)

3-PT FG ATTS

Season 1, 6x (last: at Michigan, 1/15/24)

FREE THROWS

Season 2, 2x (last: vs. New Orleans, 12/21/23)

FT ATTEMPTS

Season 4, vs. New Orleans (12/21/23)

2023-24 GAME-BY-GAME STATISTICS

Opponent	Date	GS	MIN	Total		3-Pointers		Free throws		Rebounds				PF	A	TO	BLK	STL	PTS	AVG	
				FG-FGA	PCT	3FG-3FGA	PCT	FT-FTA	PCT	OFF	DEF	TOT	AVG								
Oakland	11/06/2023		06:02	0-0	.000	0-0	.000	0-1	.000	0	2	2	2.0	0	0	1	0	0	0	0.0	
Texas A&M	11/10/2023		07:00	0-1	.000	0-1	.000	0-0	.000	1	2	3	2.5	1	0	1	3	0	0	4.1	
Merrimack	11/15/2023		05:58	2-4	.500	0-0	.000	0-0	.000	1	0	1	2.0	1	1	3	0	0	4	1.3	
Western Mich.	11/19/2023		16:39	1-2	.500	0-1	.000	0-0	.000	1	1	2	2.0	3	0	2	0	0	2	1.5	
vs Alabama	11/24/2023		02:59	0-1	.000	0-0	.000	0-0	.000	0	1	1	1.8	0	0	0	0	0	0	1.2	
vs Santa Clara	11/25/2023		08:23	1-1	1.000	1-1	1.000	0-0	.000	0	1	1	1.7	1	1	0	0	0	3	1.5	
Central Mich.	11/29/2023		11:43	4-5	.800	1-1	1.000	2-3	.667	2	0	2	1.7	2	1	1	0	0	11	2.9	
Minnesota	12/03/2023		01:41	0-1	.000	0-0	.000	0-0	.000	0	0	0	1.5	1	0	0	0	0	0	2.5	
Miami (OH)	12/06/2023		11:27	1-3	.333	0-0	.000	1-2	.500	2	2	4	1.8	2	1	0	0	0	3	2.6	
vs UCLA	12/16/2023		06:40	0-1	.000	0-0	.000	0-0	.000	0	1	1	1.7	0	0	0	1	0	0	2.3	
New Orleans	12/21/2023		14:38	1-2	.500	0-0	.000	2-4	.500	3	4	7	2.2	2	2	0	0	1	4	2.5	
vs West Virginia	12/30/2023		06:14	0-1	.000	0-1	.000	0-2	.000	0	1	1	2.1	2	0	1	0	0	0	2.3	
Rutgers	01/03/2024		01:00	0-0	.000	0-0	.000	0-0	.000	0	0	0	1.9	0	0	0	0	0	0	2.1	
at Michigan	01/15/2024		07:02	3-5	.600	0-1	.000	1-1	1.000	2	1	3	2.0	0	0	1	0	0	7	2.4	
Totals			0	107:26	13-27	.481	2-6	.333	6-13	.462	12	16	28	2.0	15	6	9	5	1	34	2.4

Player Averages

Games Played	Minutes/ game	Points/ game	FG Pct	3FG Pct	FT Pct	Rebounds/ game	Assists/ game	Turnovers/ game	Assist/Turnover ratio	Steals/ game	Blocks/ game
14	7.7	2.4	48.1	33.3	46.2	2.0	0.4	0.6	0.7	0.1	0.4

CAREER STATISTICS

		Field Goals		3-Point		F-Throws		Rebounds				Scoring								
SEASON	TEAM	GP-GS	MIN/AVG	FG-FGA	FG%	3FG-3FGA	3FG%	FT-FTA	FT%	OFF	DEF	TOT	AVG	PF-FO	A	TO	BLK	STL	PTS	AVG
2023-24	OSU	14-0	107/7.7	13-27	.481	2-6	.333	6-13	.462	12	16	28	2.0	15-0	6	9	5	1	34	2.4
TOTAL		14-0	107/7.7	13-27	.481	2-6	.333	6-13	.462	12	16	28	2.0	15-0	6	9	5	1	34	2.4



ZED KEY

SENIOR FORWARD • 6-8 • 230
BAY SHORE, N.Y.
LONG ISLAND LUTHERAN

23

PLAYER NOTES

- Longest tenured Buckeye on the team
- Returns fully healthy after shoulder surgery at the end of last season
- Has had a tremendous body transformation, losing 15-20 pounds, which will allow him to play for longer stretches
- Says "this is the most athletic I have felt in my career"
- A very good low-post scorer who can finish over either shoulder

2023-24 NOTES

- Had a double-double with 11 points and 12 rebounds vs. Merrimack (11/15)
- Played well in helping the Buckeyes to the Emerald Coast Classic title, going 9-of-10 from the floor and averaging 10.5 points and 4.0 rebounds in the two games
- Posted a double-double with 13 points and 10 boards vs. Miami (Ohio) (12/6)
- Had a second-consecutive double-double with 12 points and 11 rebounds at Penn State (12/9)
- Started for the first time and finished with 16 points vs. New Orleans (12/21)

CAREER NOTES

- Averaged 13.4 points and 8.4 rebounds while shooting 63.5 percent from the floor before his shoulder injury last season
- Finished last year with career-best averages of 10.8 points and 7.5 rebounds per game with career-highs of 24 blocks and 14 steals.
- One of just four Buckeyes to start a season with three-consecutive double-doubles
- Led the team in shooting percentage his first two seasons, connecting on 61.6% as a freshman and shot over 56% as a sophomore
- Scored then career-highs of 20 and 21 points in the two games vs. Duke the last two years

PRODUCTION

	Season	Career
Double-Digit Points	8	40
20+ Points		3
10+ Rebounds	2	14
2+ Blocks	2	19
Makes a three pointer	2	7
Games Started	1	48
Charges Drawn	1	6*
Dunks	19	62*
Go-Ahead Threes		5

* since 2021-22

DOUBLE-DOUBLES (11)

Date	Opponent	Pts	Rebs
12/13/2020	Cleveland State	12	10
2/9/2022	at Rutgers	10	12
11/7/2022	Robert Morris	13	10
11/10/2022	Charleston Southern	17	13
11/16/2022	Eastern Illinois	10	14
12/8/2022	Rutgers	22	14
1/1/2023	at Northwestern	11	11
1/18/2023	at Nebraska	11	10
11/15/2023	Merrimack	11	12
12/6/2023	Miami (Ohio)	13	10
12/9/2023	at Penn State	12	11

POINTS

Season 17, vs. Oakland (11/6/23)
 Career 22, vs. Rutgers (12/8/22)

REBOUNDS

Season 12, vs. Merrimack (11/15/23)
 Career 14, 3x (last: vs. Rutgers, 12/8/22)

ASSISTS

Season 4, vs. Miami (Ohio) (12/6/23)
 Career 4, vs. Miami (Ohio) (12/6/23)

STEALS

Season 2, vs. W. Michigan (11/19/23)
 Career 2, 6x (last: vs. W. Michigan, 11/19/23)

BLOCKS

Season 2, 2x (last: at Indiana, 1/6/24)
 Career 3, 6x (last: vs. Ala. A&M, 12/29/22)

MINUTES

Season 26:52, vs. Oakland (11/6/23)
 Career 34:24, at Nebraska (1/2/22)

FIELD GOALS

Season 6, vs. New Orleans (12/21/23)
 Career 9, vs. Rutgers (12/8/22)

FG ATTEMPTS

Season 10, vs. Merrimack (11/15/23)
 Career 15, vs. Duke (11/30/21)

3-PT FGS

Season 1, 2x (last: at Indiana, 1/6/24)
 Career 2, 2x (last: vs. N. Carolina, 12/17/22)

3-PT FG ATTS

Season 1, 5x (last: vs. Wisconsin, 1/10/24)
 Career 3, 4x (last: vs. Maine, 12/21/22)

FREE THROWS

Season 7, vs. Oakland (11/6/23)
 Career 7, 2x (last: vs. Oakland, 11/6/23)

FT ATTEMPTS

Season 9, vs. Oakland (11/6/23)
 Career 9, 3x (last: vs. Oakland, 11/6/23)

2023-24 GAME-BY-GAME STATISTICS

Opponent	Date	GS	MIN	Total			3-Pointers		Free throws		Rebounds				PF	A	TO	BLK	STL	PTS	AVG
				FG	FGA	PCT	3FG	3FGA	PCT	FT	FTA	PCT	OFF	DEF							
Oakland	11/06/2023		26:52	5-7	.714	0-0	.000	7-9	.778	3	5	8	8.0	4	0	1	0	0	17	17.0	
Texas A&M	11/10/2023		18:34	4-5	.800	0-0	.000	0-1	.000	4	3	7	7.5	2	0	1	0	0	8	12.5	
Merrimack	11/15/2023		25:43	3-10	.300	0-0	.000	5-8	.625	6	6	12	9.0	1	0	1	1	1	11	12.0	
Western Mich.	11/19/2023		16:22	4-5	.800	1-1	1.000	2-2	1.000	0	2	2	7.3	1	0	0	2	2	11	11.8	
vs Alabama	11/24/2023		21:44	4-4	1.000	0-0	.000	3-4	.750	2	1	3	6.4	4	1	1	0	0	11	11.6	
vs Santa Clara	11/25/2023		16:48	5-6	.833	0-0	.000	0-0	.000	2	3	5	6.2	3	0	1	0	0	10	11.3	
Central Mich.	11/29/2023		16:12	2-6	.333	0-1	.000	1-1	1.000	4	2	6	6.1	2	1	0	1	0	5	10.4	
Minnesota	12/03/2023		15:12	1-3	.333	0-0	.000	2-2	1.000	1	2	3	5.8	3	0	3	0	0	4	9.6	
Miami (OH)	12/06/2023		22:10	5-9	.556	0-1	.000	3-6	.500	7	3	10	6.2	3	4	1	1	0	13	10.0	
at Penn St.	12/09/2023		19:09	4-7	.571	0-0	.000	4-6	.667	4	7	11	6.7	0	1	1	0	0	12	10.2	
vs UCLA	12/16/2023		17:07	0-1	.000	0-0	.000	3-5	.600	1	3	4	6.5	4	1	1	0	1	3	9.5	
New Orleans	12/21/2023	*	17:19	6-8	.750	0-0	.000	4-5	.800	1	3	4	6.3	4	0	2	1	0	16	10.1	
vs West Virginia	12/30/2023		18:11	1-3	.333	0-0	.000	3-4	.750	1	0	1	5.8	1	0	0	1	0	5	9.7	
Rutgers	01/03/2024		15:37	1-2	.500	0-0	.000	0-0	.000	0	2	2	5.6	1	2	2	0	0	2	9.1	
at Indiana	01/06/2024		17:39	4-5	.800	1-1	1.000	2-2	1.000	4	1	5	5.5	2	1	0	2	0	11	9.3	
Wisconsin	01/10/2024		09:53	1-3	.333	0-1	.000	2-2	1.000	1	0	1	5.3	1	0	0	0	0	4	8.9	
at Michigan	01/15/2024		14:40	0-2	.000	0-0	.000	1-2	.500	0	0	0	4.9	1	1	0	0	1	1	8.5	
Totals		1	309:12	50-86	.581	2-5	.400	42-59	.712	41	43	84	4.9	37	12	15	9	5	144	8.5	

Player Averages

Games Played	Minutes/game	Points/game	FG Pct	3FG Pct	FT Pct	Rebounds/game	Assists/game	Turnovers/game	Assist/Turnover ratio	Steals/game	Blocks/game
17	18.2	8.5	58.1	40.0	71.2	4.9	0.7	0.9	0.8	0.3	0.5

CAREER STATISTICS

SEASON	TEAM	GP-GS	MIN/AVG	Field Goals		3-Point		F-Throws		Rebounds				Scoring						
				FG-FGA	FG%	3FG-3FGA	3FG%	FT-FTA	FT%	OFF	DEF	TOT	AVG	PF-FO	A	TO	BLK	STL	PTS	AVG
2020-21	OSU	31-1	364/11.7	61-99	.616	0-0	.000	38-69	.551	47	58	105	3.4	60-0	9	24	22	3	160	5.2
2021-22	OSU	29-23	573/19.8	95-169	.562	0-0	.000	36-62	.581	58	105	163	5.6	69-0	15	33	24	6	226	7.8
2022-23	OSU	25-23	621/24.8	104-190	.547	7-24	.292	56-85	.659	76	112	188	7.5	61-1	20	34	24	14	271	10.8
2023-24	OSU	17-1	309/18.2	50-86	.581	2-5	.400	42-59	.712	41	43	84	4.9	37-0	12	15	9	5	144	8.5
TOTAL		102-48	1867/18.3	310-544	.570	9-29	.310	172-275	.625	222	318	540	5.3	227-1	56	106	79	28	801	7.9



KALEN ETZLER

**REDSHIRT-SOPHOMORE
GUARD • 6-8 • 190
VAN WERT, OHIO
CRESTVIEW**

24

PLAYER NOTES

- Is in his third year with the program after redshirting in 2021-22
- Extremely hard worker who is an “every day guy”
- Will space the floor with his ability to knock-down shots
- Is not afraid to pull the trigger
- Great teammate

2023-24 NOTES

-

CAREER HONORS

Academic All-Big Ten (2023)
OSU Scholar-Athlete (2022)

CAREER NOTES

- Made his collegiate debut in 2022-23 and saw action in nine games, all Buckeye victories
- Scored his first collegiate points on a rebound and put-back in the win over Cincinnati (11/22) in Maui

POINTS

Season
Career **3**, vs. St. Francis (12/3/22)

REBOUNDS

Season 2, 2x (last: vs. New Orleans, 12/21/23)
Career **3**, 2x (last: vs. St. Francis, 12/3/22)

ASSISTS

Season 1, 2x (last: vs. Santa Clara, 11/25/23)
Career **1**, 3x (last: vs. Santa Clara, 11/25/23)

STEALS

Season 1, vs. Merrimack (11/15/23)
Career **1**, vs. Merrimack (11/15/23)

BLOCKS

Season
Career

MINUTES

Season 3:51, vs. W. Michigan (11/19/23)
Career **8:25**, vs. St. Francis (12/3/22)

FIELD GOALS

Season
Career **1**, 3x (last: vs. Maine, 12/21/22)

FG ATTEMPTS

Season 3, vs. W. Michigan (11/19/23)
Career **3**, vs. W. Michigan (11/19/23)

3-PT FGS

Season
Career **1**, vs. St. Francis (12/3/22)

3-PT FG ATTS

Season 2, vs. W. Michigan (11/19/23)
Career **2**, vs. W. Michigan (11/19/23)

FREE THROWS

Season
Career

FT ATTEMPTS

Season
Career

2023-24 GAME-BY-GAME STATISTICS

Opponent	Date	GS	MIN	Total		3-Pointers		Free throws		Rebounds				PF	A	TO	BLK	STL	PTS	AVG
				FG-FGA	PCT	3FG-3FGA	PCT	FT-FTA	PCT	OFF	DEF	TOT	AVG							
Merrimack	11/15/2023		01:24	0-0	.000	0-0	.000	0-0	.000	0	0	0	0.0	0	1	0	0	1	0	0.0
Western Mich.	11/19/2023		03:51	0-3	.000	0-2	.000	0-0	.000	1	1	2	1.0	0	0	0	0	0	0	0.0
vs Santa Clara	11/25/2023		01:19	0-0	.000	0-0	.000	0-0	.000	0	0	0	0.7	3	1	0	0	0	0	0.0
Central Mich.	11/29/2023		00:46	0-0	.000	0-0	.000	0-0	.000	0	0	0	0.5	0	0	0	0	0	0	0.0
New Orleans	12/21/2023		02:44	0-1	.000	0-1	.000	0-0	.000	0	2	2	0.8	1	0	1	0	0	0	0.0
Totals		0	10:04	0-4	.000	0-3	.000	0-0	.000	1	3	4	0.8	4	2	1	0	1	0	0.0

Player Averages

Games Played	Minutes/game	Points/game	FG Pct	3FG Pct	FT Pct	Rebounds/game	Assists/game	Turnovers/game	Assist/Turnover ratio	Steals/game	Blocks/game
5	2.0	0.0	0.0	0.0	0.0	0.8	0.4	0.2	2.0	0.2	0.0

CAREER STATISTICS

SEASON	TEAM	GP-GS	MIN/AVG	Field Goals		3-Point		F-Throws		Rebounds				Scoring						
				FG-FGA	FG%	3FG-3FGA	3FG%	FT-FTA	FT%	OFF	DEF	TOT	AVG	PF-FO	A	TO	BLK	STL	PTS	AVG
2022-23	OSU	9-0	30/3.3	3-8	.375	1-5	.200	0-0	.000	2	10	12	1.3	4-0	1	2	0	0	7	0.8
2023-24	OSU	5-0	10/2.0	0-4	.000	0-3	.000	0-0	.000	1	3	4	0.8	4-0	2	1	0	1	0	0.0
TOTAL		14-0	40/2.9	3-12	.250	1-8	.125	0-0	.000	3	13	16	1.1	8-0	3	3	0	1	7	0.5



AUSTIN PARKS
FRESHMAN
CENTER • 6-10 • 260
ST. MARYS, OHIO
ST. MARYS MEMORIAL

PLAYER NOTES

- Is a big body that provides depth in the post, which was missing last season
- Can learn from Key and Okpara this year and should really develop
- Has a body that's ready for Big Ten play.
- Has potential to be really good as his game grows at the collegiate level

2023-24 NOTES

- Scored his first collegiate point with a free throw late in the win over New Orleans (12/21)

PRIOR TO OHIO STATE

- Set 13 school records at St. Marys, including career points (1,528), career rebounds (645), points in a game (45) and career wins (71)
- Averaged 22.4 points, 6.5 rebounds, 3.2 assists and 1.8 blocks while earning first team All-State honors as a senior
- Was a two-time All-Ohio honor
- Was also his conference player of the year and became only the second player in St. Marys history to play in the Ohio/Kentucky All-Star Game
- Led St. Marys to 18 wins each of his last two seasons and reached the regional final during his junior year

PRODUCTION

Season

- Double-Digit Points
- 20+ Points
- Double-Digit Rebounds
- 5+ Assists
- Games Started
- Dunks
- Go-Ahead Threes

POINTS

Season 1, vs. New Orleans (12/21/23)

REBOUNDS

Season 1, 3x (last: vs. New Orleans, 12/21/23)

ASSISTS

Season 1, vs. Merrimack (11/15/23)

STEALS

Season 1, vs. New Orleans (12/21/23)

BLOCKS

Season

MINUTES

Season 6:23, vs. New Orleans (12/21/23)

FIELD GOALS

Season

FG ATTEMPTS

Season

3-PT FGS

Season

3-PT FG ATTS

Season

FREE THROWS

Season 1, vs. New Orleans (12/21/23)

FT ATTEMPTS

Season 2, vs. New Orleans (12/21/23)

2023-24 GAME-BY-GAME STATISTICS

Opponent	Date	GS	MIN	Total		3-Pointers		Free throws		Rebounds				PF	A	TO	BLK	STL	PTS	AVG
				FG-FGA	PCT	3FG-3FGA	PCT	FT-FTA	PCT	OFF	DEF	TOT	AVG							
Merrimack	11/15/2023		02:23	0-0	.000	0-0	.000	0-0	.000	0	0	0	0.0	0	1	0	0	0	0	0.0
Western Mich.	11/19/2023		01:46	0-0	.000	0-0	.000	0-0	.000	0	0	0	0.0	1	0	0	0	0	0	0.0
vs Santa Clara	11/25/2023		01:19	0-0	.000	0-0	.000	0-0	.000	0	0	0	0.0	0	0	0	0	0	0	0.0
Central Mich.	11/29/2023		01:56	0-0	.000	0-0	.000	0-0	.000	0	1	1	0.3	0	0	0	0	0	0	0.0
Miami (OH)	12/06/2023		01:03	0-0	.000	0-0	.000	0-0	.000	0	1	1	0.4	0	0	0	0	0	0	0.0
New Orleans	12/21/2023		06:23	0-0	.000	0-0	.000	1-2	.500	0	1	1	0.5	1	0	1	0	1	1	0.2
Totals		0	14:50	0-0	.000	0-0	.000	1-2	.500	0	3	3	0.5	2	1	1	0	1	1	0.2

Player Averages

Games Played	Minutes/ game	Points/ game	FG Pct	3FG Pct	FT Pct	Rebounds/ game	Assists/ game	Turnovers/ game	Assist/Turnover ratio	Steals/ game	Blocks/ game
6	2.5	0.2	0.0	0.0	50.0	0.5	0.2	0.2	1.0	0.2	0.0

CAREER STATISTICS

		Field Goals		3-Point		F-Throws		Rebounds				Scoring											
SEASON	TEAM	GP	GS	MIN	AVG	FG-FGA	FG%	3FG-3FGA	3FG%	FT-FTA	FT%	OFF	DEF	TOT	AVG	PF	FO	A	TO	BLK	STL	PTS	AVG
2023-24	OSU	6-0		15/2.5		0-0	.000	0-0	.000	1-2	.500	0	3	3	0.5	2-0	1	1	0	1	1	1	0.2
TOTAL		6-0		15/2.5		0-0	.000	0-0	.000	1-2	.500	0	3	3	0.5	2-0	1	1	0	1	1	1	0.2



FELIX OKPARA

SOPHOMORE
CENTER • 6-11 • 235
LAGOS, NIGERIA
HAMILTON HEIGHTS CHRISTIAN
ACADEMY / LINK ACADEMY

34

PLAYER NOTES

- Has added 25-30 pounds since the start of his freshman season
- Big time shot blocker and rim protector
- Provides the team security on the back end which should allow the guards to be more aggressive defensively
- Still growing as an offensive player but is a lob threat on every possession
- Offensive rebounding will be key for him
- Moved to the states in 2018 and began playing basketball
- Played soccer growing up in Nigeria

2023-24 NOTES

- Blocked four shots vs. #15 Texas A&M (11/10)
- Pulled-down 11 rebounds and blocked four shots vs. Western Michigan (11/19)
- Had eight points, three dunks and three blocks in the Emerald Coast Classic championship game win over Santa Clara (11/25)
- Was 6-of-6 from the floor and finished with a career-high 14 points vs. C. Michigan (11/29)
- Tied his career-high with five blocks vs. Minnesota (12/3)
- Scored 10 points and blocked a pair of shots in the CBS Sports Classic win over UCLA (12/16)
- Pulled-down a career-high 15 rebounds and tied a career-high with five blocks at Indiana (1/6)

CAREER NOTES

- Had a great finish to his freshmen season, starting the final nine games of the year
- Played in all 35 games and made a total of 11 starts last season
- Averaged 4.0 points and 3.6 rebounds per game while shooting 58 percent from the floor
- Was fifth in the Big Ten in total blocks with 44, which was sixth-best among OSU freshmen in program history
- Was the only player in the Big Ten with 40 or more blocks to average fewer than 21 minutes per game (15.5 mpg)

PRODUCTION

	Season	Career
Double-Digit Points	3	6
10+ Rebounds	3	5
3+ Blocks	8	13
Games Started	16	27
Dunks	19	51
Charges Drawn	--	--

DOUBLE-DOUBLES (2)

Date	Opponent	Pts	Rebs
12/3/2022	St. Francis	10	12
3/1/2023	Maryland	12	12

POINTS

Season 14, vs. C. Michigan (11/29/23)
 Career 14, vs. C. Michigan (11/29/23)

REBOUNDS

Season 15, at Indiana (1/6/24)
 Career 15, at Indiana (1/6/24)

ASSISTS

Season 2, 2x (last: at Michigan, 1/15/24)
 Career 2, 4x (last: at Michigan, 1/15/24)

STEALS

Season 1, 5x (last: vs. Rutgers, 1/3/24)
 Career 4, vs. North Carolina (12/17/22)

BLOCKS

Season 5, 4x (last: at Michigan, 1/15/24)
 Career 5, 4x (last: at Michigan, 1/15/24)

MINUTES

Season 34:49, at Michigan (1/15/24)
 Career 35:12, vs. Michigan St. (3/10/23)

FIELD GOALS

Season 6, vs. C. Michigan (11/29/23)
 Career 6, vs. C. Michigan (11/29/23)

FG ATTEMPTS

Season 8, at Michigan (1/15/24)
 Career 8, 2x (last: at Michigan, 1/15/24)

3-PT FGs

Season
 Career 1, vs. St. Francis (12/3/22)

3-PT FG ATTS

Season 1, 2x (last: vs. Santa Clara, 11/25/23)
 Career 2, vs. Purdue (3/11/23)

FREE THROWS

Season 3, vs. Rutgers (1/3/24)
 Career 3, 3x (last: vs. Rutgers, 1/3/24)

FT ATTEMPTS

Season 4, 3x (last: vs. Rutgers, 1/3/24)
 Career 4, 5x (last: vs. Rutgers, 1/3/24)

2023-24 GAME-BY-GAME STATISTICS

Opponent	Date	GS	MIN	Total		3-Pointers		Free throws		Rebounds			PF	A	TO	BLK	STL	PTS	AVG		
				FG-FGA	PCT	3FG-3FGA	PCT	FT-FTA	PCT	OFF	DEF	TOT								AVG	
Oakland	11/06/2023	*	13:00	3-4	.750	0-0	.000	0-0	.000	0	1	1	1.0	4	1	2	1	0	6	6.0	
Texas A&M	11/10/2023	*	21:26	1-3	.333	0-0	.000	1-2	.500	0	3	3	2.0	2	0	0	4	0	3	4.5	
Merrimack	11/15/2023	*	11:54	2-4	.500	0-0	.000	0-0	.000	2	2	4	2.7	2	0	0	1	0	4	4.3	
Western Mich.	11/19/2023	*	24:07	2-3	.667	0-1	.000	2-4	.500	3	8	11	4.8	4	0	1	4	1	6	4.8	
vs Alabama	11/24/2023	*	17:53	1-3	.333	0-0	.000	0-0	.000	1	9	10	5.8	4	0	1	1	0	2	4.2	
vs Santa Clara	11/25/2023	*	19:16	4-6	.667	0-1	.000	0-0	.000	3	4	7	6.0	1	2	1	3	1	8	4.8	
Central Mich.	11/29/2023	*	21:52	6-6	1.000	0-0	.000	2-4	.500	4	5	9	6.4	3	0	1	1	1	14	6.1	
Minnesota	12/03/2023	*	27:49	1-3	.333	0-0	.000	1-2	.500	1	7	8	6.6	2	1	1	5	0	3	5.8	
Miami (OH)	12/06/2023	*	16:47	1-2	.500	0-0	.000	0-0	.000	3	4	7	6.7	0	0	1	2	0	2	5.3	
at Penn St.	12/09/2023	*	19:59	4-5	.800	0-0	.000	1-2	.500	3	5	8	6.8	3	0	1	1	0	9	5.7	
vs UCLA	12/16/2023	*	22:50	5-7	.714	0-0	.000	0-1	.000	2	2	4	6.5	5	1	1	2	1	10	6.1	
vs West Virginia	12/30/2023	*	26:50	3-5	.600	0-0	.000	2-2	1.000	2	3	5	6.4	2	0	1	3	0	8	6.3	
Rutgers	01/03/2024	*	24:18	2-3	.667	0-0	.000	3-4	.750	2	5	7	6.5	3	1	0	1	1	7	6.3	
at Indiana	01/06/2024	*	29:56	2-5	.400	0-0	.000	2-3	.667	5	10	15	7.1	2	1	1	5	0	6	6.3	
Wisconsin	01/10/2024	*	30:07	3-3	1.000	0-0	.000	1-1	1.000	2	5	7	7.1	2	0	1	3	0	7	6.3	
at Michigan	01/15/2024	*	34:49	5-8	.625	0-0	.000	0-0	.000	5	4	9	7.2	2	2	1	5	0	10	6.6	
Totals			16	362:54	45-70	.643	0-2	.000	15-25	.600	38	77	115	7.2	41	9	14	42	5	105	6.6

Player Averages

Games Played	Minutes/game	Points/game	FG Pct	3FG Pct	FT Pct	Rebounds/game	Assists/game	Turnovers/game	Assist/Turnover ratio	Steals/game	Blocks/game
16	22.7	6.6	64.3	0.0	60.0	7.2	0.6	0.9	0.6	0.3	2.6

CAREER STATISTICS

SEASON	TEAM	GP-GS	MIN/AVG	Field Goals		3-Point		F-Throws		Rebounds			Scoring							
				FG-FGA	FG%	3FG-3FGA	3FG%	FT-FTA	FT%	OFF	DEF	TOT	AVG	PF-FO	A	TO	BLK	STL	PTS	AVG
2022-23	OSU	35-11	541/15.5	61-104	.587	1-5	.200	16-26	.615	47	80	127	3.6	61-2	9	18	44	14	139	4.0
2023-24	OSU	16-16	363/22.7	45-70	.643	0-2	.000	15-25	.600	38	77	115	7.2	41-1	9	14	42	5	105	6.6
TOTAL		51-27	904/17.7	106-174	.609	1-7	.143	31-51	.608	85	157	242	4.7	102-3	18	32	86	19	244	4.8



COLBY BAUMANN

SOPHOMORE
GUARD • 6-3 • 190
HOUSTON, TEXAS
IMG ACADEMY

42

PLAYER NOTES

- One of two walk-ons
- Brings a ton of energy in practice and does everything that is asked of him
- Has been a leader on the practice team and valuable in game prep
- Great team guy

2023-24 NOTES

- Went 4-of-4 from the free throw line to record his first collegiate points in the win over New Orleans (12/21)

CAREER NOTES

- Saw action in a total of three games
- Had a rebound in all three games and added an assist in the win over Alabama A&M (12/29)

POINTS

Season 4, vs. New Orleans (12/21/23)
Career 4, vs. New Orleans (12/21/23)

REBOUNDS

Season
Career 1, 3x (last: vs. Ala. A&M, 12/29/22)

ASSISTS

Season
Career 1, vs. Alabama A&M (12/29/22)

STEALS

Season
Career

BLOCKS

Season
Career

MINUTES

Season 2:44, vs. New Orleans (12/21/23)
Career 2:44, vs. New Orleans (12/21/23)

FIELD GOALS

Season
Career

FG ATTEMPTS

Season
Career 1, 2x (last: vs. Ala. A&M, 12/29/22)

3-PT FGS

Season
Career

3-PT FG ATTS

Season
Career 1, vs. Alabama A&M (12/29/22)

FREE THROWS

Season 4, vs. New Orleans (12/21/23)
Career 4, vs. New Orleans (12/21/23)

FT ATTEMPTS

Season 4, vs. New Orleans (12/21/23)
Career 4, vs. New Orleans (12/21/23)

2023-24 GAME-BY-GAME STATISTICS

Opponent	Date	GS	MIN	Total		3-Pointers		Free throws		Rebounds				Scoring							
				FG-FGA	PCT	3FG-3FGA	PCT	FT-FTA	PCT	OFF	DEF	TOT	AVG	PF	A	TO	BLK	STL	PTS	AVG	
Central Mich.	11/29/2023		00:46	0-0	.000	0-0	.000	0-0	.000	0	0	0	0.0	0	0	0	0	0	0	0.0	
New Orleans	12/21/2023		02:44	0-0	.000	0-0	.000	4-4	1.000	0	0	0	0.0	0	0	0	0	0	0	4	2.0
Totals		0	03:30	0-0	.000	0-0	.000	4-4	1.000	0	0	0	0.0	0	0	0	0	0	0	4	2.0

Player Averages

Games Played	Minutes/game	Points/game	FG Pct	3FG Pct	FT Pct	Rebounds/game	Assists/game	Turnovers/game	Assist/Turnover ratio	Steals/game	Blocks/game
2	1.8	2.0	0.0	0.0	100.0	0.0	0.0	0.0	0.0	0.0	0.0

CAREER STATISTICS

SEASON	TEAM	GP-GS	MIN/AVG	Field Goals		3-Point		F-Throws		Rebounds				Scoring						
				FG-FGA	FG%	3FG-3FGA	3FG%	FT-FTA	FT%	OFF	DEF	TOT	AVG	PF-FO	A	TO	BLK	STL	PTS	AVG
2022-23	OSU	3-0	6/2.0	0-2	.000	0-1	.000	0-0	.000	2	1	3	1.0	0-0	1	1	0	0	0	0.0
2023-24	OSU	2-0	4/1.8	0-0	.000	0-0	.000	4-4	1.000	0	0	0	0.0	0-0	0	0	0	0	4	2.0
TOTAL		5-0	9/1.9	0-2	.000	0-1	.000	4-4	1.000	2	1	3	0.6	0-0	1	1	0	0	4	0.8



OWEN SPENCER

JUNIOR
FORWARD • 6-9 • 215
CINCINNATI, OHIO
TURPIN / CITADEL

44

PLAYER NOTES

- One of two walk-ons
- Has a big physical body who commands toughness in practice
- Is studying biology and plans to be a heart surgeon
- Loved by all of his teammates
- Was put on scholarship for the 2023 spring semester

2023-24 NOTES

-

CAREER NOTES

- Came to Ohio State after two seasons at the Citadel, appearing in 23 games and scoring 20 points.
- Had a rebound and put-back for his first points as a Buckeye vs. Charleston Southern (11/10/22)
- Played a season-high five and a half minutes at No. 3 Purdue (2/19/23), grabbing two rebounds and recording four fouls

POINTS

Season
 Career 7, vs. Toccoa Falls (12/5/20)

REBOUNDS

Season
 Career 5, 3x (last: vs. Chattanooga, 1/29/22)

ASSISTS

Season
 Career 1, 7x (last: vs. Maine, 12/21/22)

STEALS

Season
 Career 1, at Duke (11/22/21)

BLOCKS

Season
 Career 2, 2x (at Duke, 11/22/21)

MINUTES

Season
 Career 21:48, vs. Carver (12/9/20)

FIELD GOALS

Season
 Career 3, vs. Toccoa Falls (12/5/20)

FG ATTEMPTS

Season
 Career 7, vs. Toccoa Falls (12/5/20)

3-PT FGS

Season
 Career

3-PT FG ATTS

Season
 Career 1, 2x (last: at UNC Asheville, 12/1/20)

FREE THROWS

Season
 Career 3, vs. Chattanooga (1/29/22)

FT ATTEMPTS

Season
 Career 4, vs. Chattanooga (1/29/22)

2023-24 GAME-BY-GAME STATISTICS

CAREER STATISTICS

SEASON	TEAM	GP-GS	MIN/AVG	Field Goals		3-Point		F-Throws		Rebounds				Scoring						
				FG-FGA	FG%	3FG-3FGA	3FG%	FT-FTA	FT%	OFF	DEF	TOT	AVG	PF	FO	A	TO	BLK	STL	PTS
2020-21	Cit	11-0	88/8.0	5-17	.294	0-0	.000	1-4	.250	6	14	20	1.8	8-0	2	3	3	0	11	1.0
2021-22	Cit	12-0	88/7.3	2-8	.250	0-4	.000	5-9	.556	5	16	21	1.8	13-0	4	3	2	1	9	0.8
2022-23	OSU	7-0	19/2.7	1-6	.167	0-0	.000	1-2	.500	5	4	9	1.3	4-0	2	2	0	0	3	0.4
TOTAL FOR OSU		7-0	19/2.7	1-6	.167	0-0	.000	1-2	.500	5	4	9	1.3	4-0	2	2	0	0	3	0.4
TOTAL		30-0	195/6.5	8-31	.258	0-4	.000	7-15	.467	16	34	50	1.7	25-0	8	5	1	23	0.8	