



INDIANA BASEBALL



130TH SEASON || 116 MLB DRAFT PICKS || 22 ALL-AMERICANS || 11 BIG TEN CHAMPIONSHIPS || 10 NCAA TOURNAMENT APPEARANCES

2024 SCHEDULE

February (6-2)

Baseball at the Beach (Myrtle Beach, S.C.; Brooks Stadium)

16	#12 Duke	ESPN+	L, 3-6
17	at #18 Coastal Carolina	ESPN+	W, 7-2
18	George Mason	ESPN+	W, 9-3
20	Miami (Ohio)	BIG+	W, 12-6
23	at Baylor	ESPN+	W, 8-4
24	at Baylor	ESPN+	W, 6-1
25	at Baylor	ESPN+	W, 15-5 (8 Inn.)
27	Purdue Fort Wayne	BIG+	L, 6-9

March (9-12)

Frisco Classic (Frisco, Texas; Riders Field)

1	#16 Alabama	D1Baseball.com	L, 0-12 (7 Inn.)
2	#25 Dallas Baptist	D1Baseball.com	W, 9-7
3	Arizona	D1Baseball.com	L, 1-12 (7 Inn.)
6	Northern Kentucky	BIG+	W, 11-5
9	Troy	BIG+	L, 1-8
10	Troy - 1	BIG+	W, 10-7
10	Troy - 2	BIG+	L, 11-15
12	at #9 Vanderbilt	SEC Network+	L, 5-13
13	Illinois State	BIG+	L, 6-16 (7 inn.)
15	Belmont	BIG+	L, 3-9
16	Belmont	BIG+	W, 15-10
17	Belmont	BIG+	W, 15-7
19	at Indiana State	ESPN+	L, 7-15
22	Illinois*	BTN+	L, 1-9
23	Illinois*	BTN+	W, 8-1
24	Illinois*	BTN+	L, 8-15
26	Middle Tennessee	BTN+	W, 12-5
28	at Butler	FloBaseball	L, 2-6
29	Butler	BTN+	W, 11-2
30	Butler - 1	BTN+	W, 22-3 (7 inn.)
	Butler - 2	BTN+	L, 5-8

April (3-1)

2	#17 Indiana State	BTN+	W, 16-7
5	at Maryland*	BTN+	W, 15-4
6	at Maryland*	BTN+	W, 14-2
7	at Maryland*	BTN+	L, 5-6
12	Penn State*	BTN+	6:00 PM
13	Penn State*	BTN+	2:00 PM
14	Penn State*	BTN+	1:00 PM
16	Evansville	BTN+	6:00 PM
19	at Minnesota*	BTN+	7:00 PM
20	at Minnesota*	BTN+	3:00 PM
21	at Minnesota*	BTN+	2:00 PM
23	Ball State^	--	6:00 PM
26	Rutgers*	BTN+	6:00 PM
27	Rutgers*	BTN+	2:00 PM
28	Rutgers*	BTN+	1:00 PM

May (0-0)

3	at Purdue*	BTN+	6:00 PM
4	at Purdue*	BTN+	2:00 PM
5	at Purdue*	BTN+	1:00 PM
7	Cincinnati	ESPN+	6:00 PM
10	at Nebraska*	BTN+	7:00 PM
11	at Nebraska*	BTN+	3:00 PM
12	at Nebraska*	BTN+	2:00 PM
14	at Louisville	ACCNX	6:00 PM
16	Michigan*	BTN+	6:00 PM
17	Michigan*	BTN+	6:00 PM
18	Michigan*	BTN+	2:00 PM

Big Ten Tournament (Omaha, Neb.; Charles Schwab Field)

21	BIG Quarterfinals	Big Ten Network	TBD
----	-------------------	-----------------	-----

All times eastern and subject to change

^ - Victory Field (Indianapolis, Ind.) | * - Big Ten Conference game

Rankings listed from D1Baseball

GAMES 34-36 - PENN STATE



Indiana Hoosiers
Record: 18-15, 3-3 B1G
Head Coach: Jeff Mercer
Indiana Record: 160-114 (6th Year)
Career Record: 237-162 (8th Year)



Penn State Nittany Lions
Record: 17-12, 4-5 B1G
Head Coach: Mike Gambino
Penn State Record: 17-12 (1st Year)
Career Record: 308-378 (14th Year)

GAMEDAY INFORMATION

Indiana vs. Penn State
Bart Kaufman Field (Bloomington, Ind.)

	Friday, April 12th	Saturday, April 13th	Sunday, April 14th
Opponent:	Penn State	Penn State	Penn State
First Pitch:	6 p.m. ET	2 p.m. ET	1 p.m. ET
TV:	BTN+	BTN+	BTN+
Internet Stream:	bigtenplus.com/watch	bigtenplus.com/watch	bigtenplus.com/watch
Radio:	Indiana Hoosiers Sports Network	Indiana Hoosiers Sports Network	Indiana Hoosiers Sports Network
Indiana Probable:	Ty Bothwell, LHP (4-1, 4.87 ERA)	Connor Foley, RHP (4-1, 3.21 ERA)	TBD

FIRST PITCH

BIG WEEK GETS IU BACK ON TRACK

• Heading into the month of April, IU needed anything to go its way. It got that and more with three top-35 RPI wins including a win over top-20 RPI team Indiana State and a series victory over Maryland.

• That helped the Hoosiers climb into the top-60 of the RPI (55) and back into the Big Ten race, just two games off the leaders Nebraska. The Hoosiers still have seven home games remaining in April including three this weekend against Penn State.

CERNY HEATING UP

• Tyler Cerny went on a tear this week, hitting .450 across four games enroute to Big Ten Player of the Week honors. He had six-straight multi-hit games across the past two weeks and hit a game-tying grand slam against Indiana State

• On the week, he had nine hits, 11 runs scored, six RBIs, three doubles and one home run. He didn't make a single error in the field and hit cleanup in the absence of slugger Brock Tibbitts. Cerny is among the top-10 in multiple Big Ten categories including hits (2nd), runs scored (3rd), RBIs (2nd) and doubles (2nd).

THE PATH AHEAD

• The journey to the NCAA and Big Ten Tournament is straight forward: get hot in the month of April. IU got back on track and now needs to continue to play well over the final six weeks of the regular season to put itself in a prime spot for an at-large bid.

• With a more settled rotation and an offense that's starting to figure it out, IU will look to start stacking wins with important Big Ten series looming over the next few weeks.

STEPPING UP

• Without the services of start catcher/first baseman Brock Tibbitts and sophomore AJ Shepard, IU is stretched thin at those two positions. Redshirt freshman Joey Benczewski (1B) and redshirt junior Jake Stadler (C) have stepped up massively to fill the void. Their offensive production has been great and have both settled in nice defensively.

FOLEY'S BIG YEAR

• No one's draft stock is rising more than the draft-eligible sophomore from Jasper. Foley, the Big Ten leader in strikeouts, has begun his conference campaign with 13 scoreless innings, three hits allowed and 20 punchouts. He has been a force on Saturday's, IU is 7-1 in his starts, and continues to make a case for All-Conference and All-American honors.

PLAY THE KIDS

• No one has been more known to play his talented freshmen than Jeff Mercer. Since he's arrived to Bloomington in 2019, nine different players have earned Big Ten Freshman of the Week honors. Jasen Oliver and Joey Benczewski have done so in back-to-back weeks and Andrew Wiggins has become a talented option at DH for the Hoosiers.

HOOSIER WATCH

#14 Connor Foley - Sophomore Right-handed Pitcher

- 4-1, 3.21 ERA, 42.0 IP, 64 K's
- 13 scoreless innings to begin Big Ten play
- Career performance against Illinois (March 23) - 7.0 IP, 10 K, 2 H, 0 R
- Leads Big Ten with 64 strikeouts in 2024
- Big Ten Pitcher of the Week (Feb. 19)

#8 Tyler Cerny - Sophomore Infielder

- .350 avg., 50 H, 6 HR, 38 RBI, 38 R, 14 2B
- Big Ten Player of the Week (April 8)
- Second in Big Ten in hits (50)



NUMBERS TO KNOW

5 Returning starting position players including 2023 Big Ten Freshman of the Year Devin Taylor.

Teams that IU will play in 2024 that made the 2023 NCAA Tournament.

11

36 Career home runs for junior outfielder Carter Mathison; he is chasing the all-time record mark of 47.

The amount of wins the Hoosiers recorded in 2023, the most in the Jeff Mercer era.

43

2024 BASEBALL ROSTER

#	Name	Pos.	B/T	Ht.	Wt.	Cl.	Hometown/High School (Previous School)
2	Jasen Oliver	INF	S/R	5-11	182	Fr.	Almont, Mich./Orchard Lake St. Mary's Prep
3	Carter Mathison	OF	L/L	6-2	215	Jr.	Fort Wayne, Ind./Homestead Senior
5	Devin Taylor	OF	L/R	6-1	215	So.	Cincinnati, Ohio/LaSalle
6	TJ Schuyler	C	R/R	6-2	226	Fr.	Antioch, Ill./Antioch
7	Hayden Carlson	INF	R/R	6-1	180	Fr.	San Clemente, Calif./Capistrano Valley Christian
8	Tyler Cerny	INF	R/R	6-2	205	So.	Greenwood, Ind./Center Grove
9	Brock Tibbitts	C/INF	R/R	6-4	225	Jr.	New Albany, Ohio/New Albany
10	Morgan Colopy	OF	R/R	6-1	225	Sr.+	Centerville, Ohio/Centerville
11	Brayden Bakes	OF	L/R	5-10	190	Fr.	Algonquin, Ill./Huntley
12	Cal Sefcik	INF	R/R	6-0	225	Fr.	Palos Heights, Ill./Marist
13	Andrew Wiggins	OF	L/R	6-4	225	Fr.	Indianapolis, Ind./Heritage Christian
14	Connor Foley	RHP	R/R	6-5	235	So.	Jasper, Ind./Jasper
15	Brandon Burckel	INF	R/R	5-10	180	Jr.	Lindale, Texas/Lindale (Houston)
16	Jack Moffitt	RHP	R/R	6-7	255	Sr.	Seattle, Wash./Seattle Prep (Gonzaga)
17	Ben Grable	RHP	R/R	6-4	220	Sr.	Pasadena, Calif./Flintridge Preparatory (Northwestern)
18	Grant Holderfield	LHP	L/L	6-3	225	RS-So.	Oak Park, Ill./Oak Park & River Forest
19	Brandon Keyster	LHP	L/L	6-3	205	RS-So.	Channahon, Ill./Minooka (John A. Logan College)
20	Nick Mitchell	OF	L/R	5-10	185	Jr.	Carmel, Ind./Carmel (Western Illinois)
21	Jacob Vogel	RHP	R/R	6-7	260	RS-Fr.	North Vernon, Ind./Jennings County
23	Joey Brenzcwski	INF	S/R	6-3	195	RS-Fr.	Fishers, Ind./Fishers
24	Drew Buhr	RHP	L/R	6-1	208	Grad.	Austin, Ind./Austin (Bellarmine)
26	Seth Benes	RHP	R/R	6-2	215	Fr.	O'Fallon, Mo./Liberty-Wentzville
27	Brooks Ey	RHP	R/R	6-1	213	Sr.	Philadelphia, Pa./Central (Fordham)
28	Sam Murrison	OF	R/R	5-11	175	Sr.	Boca Raton, Fla./American Heritage
29	Ryan Kraft	LHP	L/L	6-4	225	Jr.	Mokena, Ill./Lincoln-Way Central
30	Seti Manase	RHP	R/R	6-4	245	Sr.	Puyallup, Washington/Graham Kapowsin (Tacoma C.C.)
31	Evan Whiteaker	RHP	R/R	6-4	210	So.	West Chester, Ohio/Lakota East
32	Josh Pyne	INF	R/R	6-0	200	Jr.	Bloomfield, Ind./Linton-Stockton
33	AJ Shepard	C	R/R	5-11	225	RS-Fr.	Manassas, Va./Patriot
34	Ryan Rushing	LHP	R/L	5-10	191	Fr.	Bradenton, Fla./IMG Academy
35	Evan O'Neill	RHP	R/R	6-4	225	Fr.	Alpharetta, Ga./Blessed Trinity Catholic
37	Luke Sinnard	RHP	R/R	6-8	250	Jr.	Hendersonville, Tenn./Beech (Western Kentucky)
38	Cooper Katskee	RHP	R/R	6-4	220	So.	Greenwood Village, Colo./Cherry Creek
39	Eli Shaw	RHP	R/R	6-2	220	Fr.	Indianapolis, Ind./Warren Central
40	Ethan Phillips	RHP	S/R	6-1	195	So.	Dunedin, Fla./Calvary Christian
41	Ty Bothwell	LHP	L/L	5-10	205	Grad.	Hebron, Ind./Boone Grove
42	Austin Bode	C	L/R	6-0	200	Jr.	Columbus, Ind./Columbus North (Louisville)
43	Ty Rybarczyk	RHP	R/R	5-10	180	Grad.	Spring Valley, Ill./Hall (Illinois)
44	Jake Stadler	C	L/R	6-1	215	RS-Jr.	Greenfield, Ind./Mt. Vernon (Purdue)
45	Julian Tonghini	RHP	R/R	6-3	205	Jr.	New Canaan, Conn./Salisbury School (Boston College)
46	Matthew Bohnert	LHP	L/L	5-7	185	Sr.	Cave Creek, Ariz./Cactus Shadows (Lipscomb)
51	Brayden Risedorph	RHP	R/R	6-3	240	So.	Kendallville, Ind./East Noble
55	Aydan Decker-Petty	RHP	R/R	6-5	196	So.	New Castle, Ind./New Castle

INDIANA ROSTER BREAKDOWN

Pitchers (R)		
14	Foley, Connor	Jasper, Ind.
16	Moffitt, Jack	Seattle, Wash.
17	Grable, Ben	Pasadena, Calif.
21	Vogel, Jacob	North Vernon, Ind.
24	Buhr, Drew	Austin, Ind.
26	Benes, Seth	O'Fallon, Mo.
27	Ey, Brooks	Philadelphia, Pa.
30	Manase, Seti	Puyallup, Wash.
31	Whiteaker, Evan	West Chester, Ohio
35	O'Neill, Evan	Alpharetta, Ga.
37	Sinnard, Luke	Hendersonville, Tenn.
38	Katskee, Cooper	Greenwood Village, Colo.
39	Shaw, Eli	Indianapolis, Ind.
40	Phillips, Ethan	Dunedin, Fla.
43	Rybarczyk, Ty	Spring Valley, Ill.
51	Risedorph, Brayden	Kendallville, Ind.
55	Decker-Petty, Aydan	New Castle, Ind.

Pitchers (L)		
18	Holderfield, Grant	Oak Park, Ill.
19	Keyster, Brandon	Channahon, Ill.
29	Kraft, Ryan	Mokena, Ill.
34	Rushing, Ryan	Bradenton, Fla.
41	Bothwell, Ty	Hebron, Ind.
46	Bohnert, Matthew	Cave Creek, Ariz.

Catchers		
6	Schuyler, TJ	Antioch, Ill.
9	Tibbitts, Brock	New Albany, Ohio
33	Shepard, AJ	Manassas, Va.
42	Bode, Austin	Columbus, Ind.
44	Stadler, Jake	Greenfield, Ind.

Infielders		
2	Oliver, Jasen	Almont, Mich.
7	Carlson, Hayden	San Clemente, Calif.
8	Cerny, Tyler	Greenwood, Ind.
12	Sefcik, Cal	Palos Heights, Ill.
15	Burckel, Brandon	Lindale, Texas
23	Brenzcwski, Joey	Fishers, Ind.
32	Pyne, Josh	Bloomfield, Ind.

Outfielders		
3	Mathison, Carter	Fort Wayne, Ind.
5	Taylor, Devin	Cincinnati, Ohio
10	Colopy, Morgan	Centerville, Ohio
11	Bakes, Brayden	Algonquin, Ill.
13	Wiggins, Andrew	Indianapolis, Ind.
20	Mitchell, Nick	Carmel, Ind.
28	Murrison, Sam	Boca Raton, Fla.

STAFF

Coaching Staff

22 - Jeff Mercer (Head Coach)	6th Season
4 - Derek Simmons (Assistant Coach/Recruiting Coordinator)	5th Season
25 - Dustin Glant (Assistant Coach)	3rd Season
1 - Zach Weatherford (Assistant Coach)	3rd Season

Support Staff

Director of Player Development/Operations	Denton Sagerman (6th Season)
Special Assistant to the Head Coach	Scott Rolen (6th Season)
Athletic Trainer	Joel Langemaat (16th Season)
Athletic Performance Coach	Chris Virtue (17th Season)

PRONUNCIATION GUIDE

Seth Benes	ben-ess
Joey Brenzcwski	Brin-CHESS-key
Brandon Burckel	BUR-KELL
Drew Buhr	BURR
Tyler Cerny	Sir-knee
Morgan Colopy	coll-uh-P
Brooks Ey	eye
Seti Manase	set-ee Muh-nahh-say
Carter Mathison	math-uh-sun
Josh Pyne	pine
Brayden Risedorph	rise-dorf
Ty Rybarczyk	ruh-bar-chick
TJ Schuyler	sky-ler
Cal Sefcik	sef-sick
Julian Tonghini	tun-G-NEE
Evan Whiteaker	white-aker

TEAM INFORMATION

School Information

Location	Bloomington, Indiana
Population	85,071
Founded	1820
Enrollment	47,527
Nickname	Hoosiers
Colors	Cream and Crimson
Conference	Big Ten
University President	Pamela Whitten
Athletics Director	Scott Dolson
Faculty Athletics Representative	Dr. Kurt Zorn

Bart Kaufman Field

Opened	March 20, 2013
	Miami (Ohio); W, 15-1
Record	198-71-1 (.735)
Capacity	4,000
Dimensions	330-370-400-380-340
Attendance Record	4,312
	Stanford; 5/31/14 (NCAA Super Regional)
Regular Season Attendance Record	3,862
	Purdue; 5/4/14

2024 Team Information

2023 Overall Record	43-20
Home/Road/Neutral Site	26-4/14-13/3-3
2023 Big Ten Record (Finish)	16-8 (2nd)
Position Starters Returning/Lost (25-plus starts)	5/4
Pitchers Returning/Lost (10-plus appearances)	10/6
Letterwinners Returning/Lost	17/16
Newcomers	18 (10 freshmen, 8 transfers)

Program Information

First Year of Baseball	1895 (130th season)
First Year in Big Ten	1899
All-Time Record (Win %)	2,456-1,907-24 (.563)
All-Time Big Ten Record (Win %)	862-1,023-8 (.458)
Big Ten Championships (Last)	7 (2019)
Big Ten Tournaments (Last)	18 (2023)
Big Ten Tournament Record (Win %)	31-30 (.508)
Big Ten Tournament Championships (Last)	4 (2014)
NCAA Tournaments (Last)	10 (2023)
NCAA Super Regionals (Last)	1 (2013)
College World Series (Last)	1 (2013)

TELEVISION ROSTER**2 | Jasen Oliver**
INF | S/R | Fr.
Almont, Mich.**3 | Carter Mathison**
OF | L/L | Jr.
Fort Wayne, Ind.**5 | Devin Taylor**
OF | L/R | So.
Cincinnati, Ohio**6 | TJ Schuyler**
C | R/R | Fr.
Antioch, Ill.**7 | Hayden Carlson**
INF | R/R | Fr.
San Clemente, Calif.**8 | Tyler Cerny**
INF | R/R | So.
Greenwood, Ind.**9 | Brock Tibbitts**
C/INF | R/R | Jr.
New Albany, Ohio**10 | Morgan Colopy**
OF | R/R | Sr.+
Centerville, Ohio**11 | Brayden Bakes**
OF | L/R | Fr.
Algonquin, Ill.**12 | Cal Sefcik**
INF | R/R | Fr.
Palos Heights, Ill.**13 | Andrew Wiggins**
OF | L/R | Fr.
Indianapolis, Ind.**14 | Connor Foley**
RHP | R/R | So.
Jasper, Ind.**15 | Brandon Burckel**
INF | R/R | Jr.
Lindale, Texas**16 | Jack Moffitt**
RHP | R/R | Sr.
Seattle, Wash.**17 | Ben Grable**
RHP | R/R | Sr.
Pasadena, Calif.**18 | Grant Holderfield**
LHP | L/L | R-So.
Oak Park, Ill.**19 | Brandon Keyster**
LHP | L/L | R-So.
Channahon, Ill.**20 | Nick Mitchell**
OF | L/R | Jr.
Carmel, Ind.**21 | Jacob Vogel**
RHP | R/R | R-Fr.
North Vernon, Ind.**23 | Joey Brenczewski**
INF | S/R | R-Fr.
Fishers, Ind.**24 | Drew Buhr**
RHP | L/R | Gr.
Austin, Ind.**26 | Seth Benes**
RHP | R/R | Fr.
O'Fallon, Mo.**27 | Brooks Ey**
RHP | R/R | Sr.
Philadelphia, Pa.**28 | Sam Murrison**
OF | R/R | Sr.
Boca Raton, Fla.**29 | Ryan Kraft**
LHP | L/L | Jr.
Mokena, Ill.**30 | Seti Manase**
RHP | R/R | Sr.
Puyallup, Washington**31 | Evan Whiteaker**
RHP | R/R | So.
West Chester, Ohio**32 | Josh Pyne**
INF | R/R | Jr.
Bloomfield, Ind.**33 | AJ Shepard**
C | R/R | R-Fr.
Manassas, Va.**34 | Ryan Rushing**
LHP | R/L | Fr.
Bradenton, Fla.**35 | Evan O'Neill**
RHP | R/R | Fr.
Alpharetta, Ga..**39 | Eli Shaw**
RHP | R/R | Fr.
Indianapolis, Ind.**37 | Luke Sinnard**
RHP | R/R | Jr.
Hendersonville, Tenn.**38 | Cooper Katskee**
RHP | R/R | So.
Greenwood Village, Colo.**40 | Ethan Phillips**
RHP | S/R | So.
Dunedin, Fla.**41 | Ty Bothwell**
LHP | L/L | R-Sr.
Hebron, Ind.**42 | Austin Bode**
C | L/R | Jr.
Columbus, Ind.**43 | Ty Rybarczyk**
RHP | R/R | Gr.
Spring Valley, Ill.**44 | Jake Stadler**
C | L/R | R-Jr.
Greenfield, Ind.**45 | Julian Tonghini**
RHP | L/R | Jr.
New Canaan, Conn.**46 | Matthew Bohnert**
LHP | L/L | Sr.
Cave Creek, Ariz.**51 | Brayden Risedorph**
RHP | R/R | So.
Kendallville, Ind.**55 | Aydan Decker-Petty**
RHP | R/R | So.
New Castle, Ind.**22 | Jeff Mercer**
Head Coach
6th Season**4 | Derek Simmons**
Assistant Coach
5th Season**25 | Dustin Glant**
Assistant Coach
3rd Season**1 | Zach Weatherford**
Assistant Coach
3rd Season

GET TO KNOW COACH MERCER

6TH SEASON AT INDIANA - 8TH SEASON AS HEAD COACH

Born: July 25, 1985

Hometown: Bargersville, Ind.

Education: Wright State (2009), Organizational Leadership

Spouse: Stephanie

Children: Grady and Grace

COACHING EXPERIENCE

Head Coach: Indiana (2019-Present)

Head Coach: Wright State (2017-18)

Assistant Coach: Wright State (2014-16)

Volunteer Assistant: Western Kentucky (2012-13)

Volunteer Assistant: Michigan (2011)

Graduate Assistant: Ohio Northern (2010)

PRIOR TO INDIANA

WRIGHT STATE

Assistant Coach (2014-16), Head Coach (2017-18)

- The first former student-athlete to be named head coach of the baseball program, Mercer led Wright State for two seasons and amassed 77 victories. In his two seasons at the helm, WSU won nearly 70 percent of its games and averaged 38.5 wins per season.

- The 2018 Horizon League Coach of the Year, the Raiders won the regular season and conference tournament title in the 2018 to earn a spot in the NCAA Stanford Regional. In 2017, Mercer's squad earned the programs first-ever national ranking.

- The 2018 Horizon League champions, Wright State won eight of its last 10 games and 15 of its last 19 to close the season. The Raiders grabbed the tournament title with three-straight wins and outscored opponents 32-11 during the run.

- With a 39-17 overall record and a 22-6 league mark, WSU ranked No. 8 in the country in scoring (7.8 rpg) and stolen bases (110) and was No. 21 in on-base percentage (.394). The Raiders' .979 fielding percentage was No. 10 nationally.

- Wright State was led by Horizon League Player of the Year Gabe Snyder, who paced the conference in home runs (15) and RBI (73), and was second in batting average (.359), missing the league's Triple Crown by one batting average point.

- WSU received its first-ever top 25 ranking in 2017 and finished the year at 38-21 and 21-9 in league action. Mercer's aggressiveness in the run game resulted in Wright State ranking No. 2 nationally with 130 stolen bases.

- Weiss was selected as the 2017 Horizon League Freshman of the Year and first-team all-league along with Morrow. Pitcher Danny Sexton was named a second-team All-Horizon League along with Hendrixson and Gray. Both Weiss earned Freshman All-American and second-team ABCA All-Midwest selection.

WESTERN KENTUCKY

Volunteer Assistant Coach (2012-13)

- Prior to the return to his alma mater, Mercer spent two seasons as a volunteer assistant coach at Western Kentucky University (2012-13). While with the Hilltoppers, he worked with pitchers and outfielders, and was also instrumental in the development and organization of the program's camps.

MICHIGAN

Volunteer Assistant Coach (2011)

- His first Division I experience came at the University of Michigan as the volunteer assistant coach in 2011. During his time with the Wolverines, he worked with the catchers and outfielders.

OHIO NORTHERN

Graduate Assistant Coach (2010)

- Before his arrival in Ann Arbor, Mercer spent the 2010 season as the graduate assistant coach at Ohio Northern University where he was in charge of the infielders and hitters and was the recruiting coordinator. each of his three seasons as an assistant.

HEAD COACH JEFF MERCER (#22)



INDIANA

Head Coach (2019-Present)

2023

- NCAA Regional Final Appearance
- 43 wins, most since 2013
- 16-8 in the Big Ten, second in the conference standings
- 26 wins at Bart Kaufman Field, a program record
- Highest RPI (31) and most Quad 1 wins in Big Ten (10)
- Big Ten Freshman of the Year (Devin Taylor)
- Luke Sinnard (109 strikeouts), single season program record
- Eight All-Big Ten selections, four ABCA All-Region honors
- Two MLB draft picks (Phillip Glasser, Craig Yoho)

2022

- Made the Big Ten Tournament with 10 Big Ten wins
- Three Freshman All-Americans (Pyne, Tibbitts, Mathison)
- Carter Mathison (19 home runs), IU freshman record
- Matthew Ellis (Third Team All-Big Ten)
- Two MLB draft Picks (Bradley Brehmer and Reese Sharp)

2021

- Conference-only schedule due to COVID-19
- 26 wins against Big Ten foes, most in program history
- Grant Richardson (First Team All-Big Ten)
- Four players taken in top-10 rounds of MLB draft

2020

- Season finished short due to COVID-19 pandemic
- 9-6 record at the time the season was canceled
- Three wins over ranked teams (LSU, South Alabama, East Carolina)

2019

- Big Ten Coach of the Year
- Big Ten Regular Season Champions
- 37-23, 17-7 record
- NCAA Tournament appearance
- Big Ten Pitcher of the Year (Andrew Saalfrank)
- 2nd-round MLB draft pick (Matt Gorski)
- Six All-Big Ten selections

Career Head Coaching Records

Year	School	Overall	Conference	Position
2024	Indiana	18-15	3-3	Head Coach
2023	Indiana	43-20	16-8	Head Coach
2022	Indiana	27-32	10-14	Head Coach
2021	Indiana	26-18	26-18*	Head Coach
2020	Indiana	9-6	-	Head Coach
2019	Indiana	37-23	17-7	Head Coach
2018	Wright State	39-17	22-6	Head Coach
2017	Wright State	38-21	21-9	Head Coach

Accolades

Career Accolades - as head coach

- 3 NCAA Tournament Appearances (2018, 2019, 2023)
- 2 Regular Season Conference Titles (2018, 2019)
- 2 Conference Coach of the Year Honors (2018, 2019)
- 1 Conference Tournament Title (2018)

Indiana Highlights

All-Americans

- Grant Richardson (2020)
- Andrew Saalfrank (2019)

Freshman All-Americans

- Craig Yoho, Devin Taylor, Brayden Risedorph (2023)
- Carter Mathison, Josh Pyne, Brock Tibbitts (2022)
- Grant Richardson (2019)

All-Big Ten First Team

- Ryan Kraft, Devin Taylor (2023)
- Grant Richardson (2021)
- Matt Lloyd, Andrew Saalfrank (2019)

All-Region First Team

- Matt Lloyd, Andrew Saalfrank (2019)

All-Region Second Team

- Luke Sinnard, Brock Tibbitts, Devin Taylor, Phillip Glasser (2023)
- Cole Barr, Grant Richardson (2021)
- Cole Barr (2019)

Big Ten Freshman of the Year

- Devin Taylor (2023)

Big Ten Pitcher of the Year

- Andrew Saalfrank (2019)

BASEBALL STAFF



25 • ASSISTANT COACH • DUSTIN GLANT
3rd Season • Purdue ('03)

Dustin Glant helped oversee the development of starting pitcher Luke Sinnard into one of the nation's most dominant strikeouts forces in 2023. He set the Indiana single-season strikeout record with 114 punchouts which ranked No. 1 in the Big Ten and No. 16 in the NCAA.


Sinnard started 16 games on the mound, collecting six victories while holding opponents to three-or-fewer runs on 10 different occasions. IU's 598 strikeouts as a team are second only to the 2022 team, also

coached by Glant, in program history.

Ryan Kraft was named a First Team All-Big Ten relief pitcher after appearing in 21 games and collecting six victories and five saves. He finished the season with a 2.48 ERA while striking out 51 batters and holding opponents to just a .249 batting average.

In his first season on campus, Glant helped the Indiana pitching staff continue a run of success in the Major League Baseball Draft, as well as establish a new program record for strikeouts in a season. The 600 strikeouts in 2022 rank atop the IU charts and are No. 2 in Big Ten history, behind Iowa's 609 strikeouts during the same 2022 campaign.

In the MLB Draft, Indiana's top two starting pitchers and top reliever were each selected in the 2022 event. The No. 1 starter on the staff, Jack Perkins, was picked in the fifth round by Oakland after posting 91 strikeouts to pace the team. Bradley Brehmer and Reese Sharp were taken in the 12th and 20th rounds.



4 • ASSISTANT COACH • DEREK SIMMONS
5th Season • Georgia State ('09)

Derek Simmons enters his fifth season at Indiana and continues to work with the hitters and coach the infielders and man the third-base coaches' box on game days, while entering his third season as the program's recruiting coordinator.

The 13-year coaching veteran has thrived on the recruiting front in previous stops, with a pair of top-25 recruiting class to go along with four other "top classes" per Collegiate Baseball Newspaper. The Duluth, Georgia, native was also named to Baseball America's Coaches to Watch list in 2018 and 2019.

In his career, he has coached or recruited 58 all-conference honorees, three conference "of the year" award winners, nine All-Americans and five Freshmen All-Americans. The Duluth, Georgia, native is also a part of the USA Baseball program, which includes stints with the 18U National Team and the 14U National Training Development Program.

His time in Bloomington has seen the development of multiple MLB Draft picks, three Freshmen All-Americans in 2022, one freshman All-American hitter in 2023, a shortened 2020 season and a program-record 26 Big Ten victories during the 2021 conference-only slate.

Devin Taylor broke onto the scene as a freshman in 2023, breaking the Indiana freshman RBI record (59) and earning Big Ten Freshman of the Year honors. He hit 16 home runs in his rookie year which is No. 2 among freshmen in program history behind only Carter Mathison's 19 in 2022.



1 • ASSISTANT COACH • ZACH WEATHERFORD
3rd Season • Wright State ('19)

Zach Weatherford starts year three with Indiana and his first as a full-time assistant coach. He works with the program's outfielders and base runners. He also assists head coach Jeff Mercer and assistant coach Derek Simmons with the Hoosiers' hitters.

Devin Taylor broke onto the scene as a freshman in 2023, breaking the Indiana freshman RBI record (59) and earning Big Ten Freshman of the Year honors. He hit 16 home runs in his rookie year which is No. 2

among freshmen in program history behind only Carter Mathison's 19 in 2022. Taylor made 42 starts in the outfield in 2023.

In 2022, the trio of position players, Carter Mathison, Josh Pyne and Brock Tibbitts were all tabbed to Freshman All-America teams, with Mathison setting the Indiana freshman home run mark at 19 home runs. That total ranked No. 3 nationally among freshmen. Along with the trio of Freshman All-America picks, Evan Goforth joined them on the Big Ten All-Freshman Team. On the bases, Indiana stole 65 bases, its most since 2018 (72) season.

Weatherford also spent his first season in collegiate baseball as the Director of Operations at Wright State. The Raiders advanced to the 2021 NCAA Knoxville Regional when they swept through the Horizon League Tournament by outscoring its three opponents 40-10 after a Horizon League-record 28 conference victories in the regular season.



DIRECTOR OF PLAYER DEVELOPMENT • DENTON SAGERMAN
6th Season • Dayton ('14)

Denton Sagerman enters his sixth season as a member of the staff. He serves as Director of Player Development and Operations.

As director of operations, Sagerman is responsible for budgeting, scheduling, travel coordination, video breakdown and managing the role of analytics within the program; amongst other general program operations.

The former collegiate pitcher also works closely with pitching coach Dustin Glant assisting him with pitch design, video analysis, TrackMan and Rapsodo in a non-coaching capacity.

Prior to Indiana, Sagerman served as the director of baseball operations at Wright State University, under head coach Jeff Mercer. He also focused on analytics and its uses in player development.

Prior to joining Mercer at WSU, Sagerman worked as an aerospace engineer at Wright-Patterson Air Force Base with a specialization in computational fluid dynamics.

A two-time graduate from the University of Dayton, Sagerman owns his bachelor (2015) and master (2017) of engineering degrees. He was also a two-time letterwinner for the Flyers baseball program and a part of the 2012 Atlantic 10 championship team that qualified for the NCAA Tournament.

BASEBALL FULL STAFF

Jeff Mercer	Head Coach
Derek Simmons	Assistant Coach/Recruiting Coordinator
Dustin Glant	Assistant Coach
Zach Weatherford	Assistant Coach
Denton Sagerman	Director of Player Development/Operations
Scott Rolan	Special Assistant to the Head Coach
Jeremy Gray	Sport Administrator
Joel Langemaat	Athletic Trainer
Chris Virtue	Athletic Performance Coach
Rusty Stillions	Equipment Manager
Kourtney Patrick	Performance Dietitian
Jared Rigdon	Sports Information Director
Eric Schwartz	Compliance
Morgan Finney	Event Management
Robert Williams	Marketing
Zach Barge	Academics



Head coach **Jeff Mercer** in his sixth season.

KEY CONTRIBUTORS - OFFENSE



3 • CARTER MATHISON

Junior • 6-2 • OF
 Fort Wayne, Ind./Homestead
 Major: Management
 Parents: Craig and Mindy
 Siblings: Abigail and Lilly

CAREER HIGHS

Hits	3, 11 times
Doubles	2, Six times
Triples	1, Four times
Home Runs	2, Illinois, 5/1/22
RBI	5, Illinois, 5/1/22
Runs Scored	3, 10 times
Total Bases	8, Two times

CAREER STATISTICS

SEASON	GP-GS	AVG.	AB	H	R	2B	3B	HR	RBI	TB	SLG%	BB	HBP	SO	OB%
2024	33-33	.266	128	34	33	9	0	7	21	64	.500	26	5	35	.404
2023	63-61	.311	225	70	43	15	3	10	49	121	.538	41	7	59	.426
2022	59-57	.273	209	57	55	11	1	19	58	127	.608	36	8	59	.393
Total	155-151	.286	562	161	131	35	4	36	128	312	.555	103	20	153	.409

PLAYER NOTES

- Has appeared in all 155 games of his college career, starting in 148 of those
- 2022 Collegiate Baseball Newspaper and National Collegiate Baseball Writers Freshman All-American
- 2022 Big Ten All-Freshman Team
- Indiana's single-season freshman home run record holder (19 in 2022)
- Top-10 in school history in home runs (T-No. 10 - 36 home runs)
- 2021 IHSBCA Mr. Baseball (Homestead High School)



5 • DEVIN TAYLOR

Sophomore • 6-1 • OF
 Cincinnati, Ohio/LaSalle
 Major: Sports Marketing
 Parents: Michelle and Carey
 Sibling: Chandler

CAREER HIGHS

Hits	4, Bellarmine, 3/11/23
Doubles	2, Four times
Triples	1, Four times
Home Runs	2, Five times
RBI	5, Maryland, 4/30/23
Runs Scored	4, Bellarmine, 3/11/23
Total Bases	9, Three times

CAREER STATISTICS

SEASON	GP-GS	AVG.	AB	H	R	2B	3B	HR	RBI	TB	SLG%	BB	HBP	SO	OB%
2024	32-32	.359	128	46	34	6	0	7	26	73	.570	26	1	21	.465
2023	55-51	.315	200	63	61	13	3	16	59	130	.650	36	6	46	.430
Total	87-83	.332	328	109	95	19	3	23	85	203	.619	62	7	67	.444

PLAYER NOTES

- Set Indiana's freshman RBI record in 2023 (59); ninth Hoosier rookie to reach the 50-RBI mark in a single season
- Finished second in program history on the freshman home run charts (16), behind Mathison's 19 in 2022
- 2023 Freshman All-American by Collegiate Baseball Newspaper and Perfect Game
- 2023 Big Ten Freshman of the Year
- 2023 First Team All-Big Ten
- Third player in program history to earn First Team All-Big Ten honors as a freshman (Larry Blackwell - 1979, Joey DeNato - 2011)
- Recorded four multi-home run games as a freshman



8 • TYLER CERNY

Sophomore • 6-2 • INF
 Greenwood, Ind./Center Grove
 Major: Sports Marketing
 Parents: Raeanne and Jason
 Sibling: Brennah

CAREER HIGHS

Hits	4, Three times
Doubles	2, Three times
Triples	1, Four times
Home Runs	2, Ohio, 4/22/23
RBI	6, Ohio, 4/22/23
Runs Scored	4, Twice
Total Bases	9, Ohio, 4/22/23

CAREER STATISTICS

SEASON	GP-GS	AVG.	AB	H	R	2B	3B	HR	RBI	TB	SLG%	BB	HBP	SO	OB%
2024	33-33	.350	143	50	38	14	0	6	38	82	.573	7	7	24	.403
2023	59-57	.276	221	61	47	9	4	10	43	108	.489	13	13	52	.348
Total	92-90	.305	364	111	85	23	4	16	81	190	.522	20	20	76	.369

PLAYER NOTES

- Appeared in 59 games with 57 starts at second base in 2023
- Every day starter at shortstop in 2024
- Hit game-tying grand slam in big win over No. 17 Indiana State (April 2, 2024)
- Made the transition as the starting shortstop in 2024, replacing the drafted Phillip Glasser (10th Round - Nationals)
- 2023 All-Big Ten Freshman Team
- Paired with fellow freshman Devin Taylor as only first-year duo in Big Ten with 10 home runs each
- Missed a year of high school baseball with illness



9 • BROCK TIBBITTS

Junior • 6-4 • C/INF
 New Albany, Ohio/New Albany
 Major: Sports Marketing
 Parents: Heather and Jeff
 Siblings: Jaelynn and Kirsten

CAREER HIGHS

Hits	4, Seven times
Doubles	2, Twice
Triples	1, Seven times
Home Runs	2, Three times
RBI	5, Twice
Runs Scored	4, Twice
Total Bases	10, Ball State, 4/11/23

CAREER STATISTICS

SEASON	GP-GS	AVG.	AB	H	R	2B	3B	HR	RBI	TB	SLG%	BB	HBP	SO	OB%
2024	30-30	.336	113	38	23	8	2	3	32	59	.522	15	8	24	.436
2023	63-63	.357	241	86	61	17	4	10	68	141	.585	33	12	43	.447
2022	59-57	.266	218	58	42	13	1	9	43	100	.459	38	4	46	.382
Total	152-150	.318	572	182	126	38	7	22	143	300	.524	86	24	113	.420

PLAYER NOTES

- Has appeared in all 152 games of his college career, starting 150 of those
- Started in 149-consecutive games (third-longest stretch by an IU player since 2008)
- Appeared as a first baseman, catcher, left fielder and designated hitter
- Reached base safely in 133 of 149 games started, with a hit in 103 of those games; didn't have a plate appearance in one start
- His .357 batting average tied Phillip Glasser for the team lead in 2023; tied for sixth in the Big Ten
- 2023 Second Team All-Big Ten
- 51-career multi-hit games (leads team)

KEY CONTRIBUTORS - OFFENSE



2 • JASEN OLIVER
Freshman • 5-11 • INF
 Almont, Mich./
 Orchard Lake St. Mary's Prep
 Major: Business and Finance
 Parents: Jake and Libby
 Siblings: Jaden, Lyla and Jaxen

CAREER HIGHS

Hits	4, Middle Tennessee, 3/26/24
Doubles	1, Twice
Triples	1, Butler, 3/30/24
Home Runs	2, Middle Tennessee, 3/26/24
RBI	4, Butler, 3/30/24
Runs Scored	3, Middle Tennessee, 3/26/24
Total Bases	10, Middle Tennessee, 3/26/24

CAREER STATISTICS

SEASON	GP-GS	AVG.	AB	H	R	2B	3B	HR	RBI	TB	SLG%	BB	HBP	SO	OB%
2024	21-17	.338	68	23	17	2	1	3	10	36	.529	14	0	15	.451
Total	21-17	.338	68	23	17	2	1	3	10	36	.529	14	0	15	.451

PLAYER NOTES

- No. 142 overall prospect in class of 2023 (PG)
- First career multi-home run game came against Middle Tennessee (March 26, 2024)
- High School All-American (Collegiate Baseball)
- Led high school team to 85-straight wins (2021-23)
- Moved into starting second baseman role after Troy series
- Projects as future third baseman for IU program
- Second-highest ranked recruit in 2023 class (behind Andrew Wiggins)



20 • NICK MITCHELL
Junior • 5-10 • OF
 Carmel, Ind./Carmel/Western Illinois
 Major: Liberal Studies
 Parents: Bob and Teresa
 Siblings: Jackson

CAREER HIGHS

Hits	4, Four times
Doubles	2, Twice
Triples	1, Nine times
Home Runs	1, Eight times
RBI	6, Butler, 3/30/24
Runs Scored	5, Maryland, 4/5/24
Total Bases	6, Twice

CAREER STATISTICS

SEASON	GP-GS	AVG.	AB	H	R	2B	3B	HR	RBI	TB	SLG%	BB	HBP	SO	OB%
2024	27-27	.350	103	36	38	8	2	3	31	57	.553	25	2	18	.474
2023	49-49	.354	192	68	42	17	6	4	24	109	.568	33	3	25	.454
2022	46-45	.342	184	63	28	5	2	1	26	75	.408	13	2	40	.384
Total	122-121	.349	479	167	108	30	10	8	81	241	.503	71	7	83	.434

PLAYER NOTES

- Prepped at Carmel High School in Carmel, Indiana
- Played first two years of college baseball at Western Illinois
- Moved to the five hole because he was so good with runners on base
- No. 28 on Baseball America's Top-100 Transfer List for the 2024 Season
- 2023 First Team All-Summit League
- 2022 Second Team All-Summit League and All-Freshman Team
- Led Western Illinois in all statistical categories in 2023 including hits (68), average (.354) and double bases (17)



23 • JOEY BRENCZEWSKI
Redshirt Freshman • 6-3 • INF
 Fishers, Ind./Fishers
 Major: Public Financial Management
 Parents: Andrea and Brett
 Siblings: Caleb and Kiel

CAREER HIGHS

Hits	2, Six times
Doubles	1, Three times
Triples	None
Home Runs	None
RBI	3, Baylor, 2/25/24
Runs Scored	2, Indiana State, 4/2/24
Total Bases	3, Butler, 3/29/24

CAREER STATISTICS

SEASON	GP-GS	AVG.	AB	H	R	2B	3B	HR	RBI	TB	SLG%	BB	HBP	SO	OB%
2024	26-20	.325	77	25	16	5	0	0	22	30	.390	6	6	10	.411
2023	-	-	-	-	-	-	-	-	-	-	-	-	-	-	-
Total	26-20	.325	77	25	16	5	0	0	22	30	.390	6	6	10	.411

PLAYER NOTES

- Redshirted his initial season on campus
- Made collegiate debut vs. Duke (2/16); recorded first career hit vs. George Mason (2/18)
- Transitioning to play first base on rotation for the Hoosiers, plays when Tibbitts catches
- Hurt in the fall; missed time from practice
- Prepped at Fishers High School



32 • JOSH PYNE
Junior • 6-0 • INF
 Bloomfield, Ind./Linton-Stockton
 Major: Management
 Parents: Jared and Brooke
 Siblings: Jacob and Adalyn

CAREER HIGHS

Hits	4, Four times
Doubles	2, Eight Times
Triples	1, Three Times
Home Runs	1, 15 Times
RBI	5, Twice
Runs Scored	4, Purdue, 5/12/23
Total Bases	7, Three times

CAREER STATISTICS

SEASON	GP-GS	AVG.	AB	H	R	2B	3B	HR	RBI	TB	SLG%	BB	HBP	SO	OB%
2024	33-33	.279	140	39	23	12	0	3	29	60	.429	11	1	26	.327
2023	62-62	.295	254	75	50	16	2	6	56	113	.445	24	3	47	.357
2022	57-56	.327	226	74	41	20	1	6	57	114	.504	20	3	51	.386
Total	152-151	.303	620	188	114	48	3	15	142	287	.463	55	7	124	.361

PLAYER NOTES

- 2023 Third Team All-Big Ten (3B)
- 2022 Freshman All-American (Collegiate Baseball Newspaper, D1 Baseball, Perfect Game, NCBWA)
- 2022 Big Ten All-Freshman Team
- Has appeared in 152 of a possible 155 games in his first three years of college
- Reached safely in 51 of 62 games in 2023 with a hit in 45 of those contests
- Same recruiting class as Brock Tibbitts, Carter Mathison and Ryan Kraft
- Needs 23 RBI's for top-10 at IU; needs 2 doubles for top-10 at IU

KEY CONTRIBUTORS - PITCHING



14 • CONNOR FOLEY
Sophomore • 6-5 • RHP
 Jasper, Ind./Jasper
 Major: Sports Management
 Parents: Kristie and Mike
 Siblings: Madison

CAREER HIGHS

Innings Pitched	7.0, Illinois, 3/23/23
Strikeouts	10, Twice
Batters Faced	25, Belmont, 3/16/24
Total Pitches	116, Maryland, 4/6/24

CAREER STATISTICS

SEASON	W-L	ERA	APP	GS	CG	SV	IP	H	R	ER	BB	SO	2B	HR	BAVG
2024	4-1	3.72	8	8	0	0	42.0	20	15	15	26	64	3	5	.139
2023	4-2	3.72	20	0	0	3	29.0	16	12	12	21	42	2	3	.163
Total	8-3	3.42	28	8	0	3	71.0	36	27	27	47	106	5	8	.149

PLAYER NOTES

- Made 20 appearances in relief as a freshman with four wins and three saves
- First career start came against No. 18 Coastal Carolina (2/17/24)
- Big Ten Pitcher of the Week (Feb. 19)
- All-State Baseball and Football player at Jasper; same school that produced Scott Rolan
- 2021 IHSA 4A State Champion in Baseball
- Draft-eligible sophomore in 2024
- Part of strong sophomore pitching class (Phillips, Risedorph, Whiteaker)



16 • JACK MOFFITT
Senior • 6-7 • RHP
 Seattle, Wash./Seattle Prep
 (Gonzaga)
 Major: Marketing
 Parents: Scott and Jane
 Siblings: Molly and Megan

CAREER HIGHS

Innings Pitched	4.1, BYU, 3/31/23
Strikeouts	4, Twice
Batters Faced	14, Twice
Total Pitches	64, BYU, 3/31/23

CAREER STATISTICS

SEASON	W-L	ERA	APP	GS	CG	SV	IP	H	R	ER	BB	SO	2B	HR	BAVG
2024	1-1	5.29	10	1	0	0	17.0	18	15	10	6	17	3	4	.265
2023	0-2	7.34	17	0	0	1	30.2	29	26	25	17	22	4	1	.269
2022	-	-	-	-	-	-	-	-	-	-	-	-	-	-	-
2021	0-0	99.00	1	0	0	0	0.1	3	4	4	2	0	0	0	.750
Total	1-3	7.31	28	1	0	1	48.0	50	45	39	25	39	7	5	.278

PLAYER NOTES

- Made 18 career appearances for Gonzaga before transferring to IU
- Earned first-career college win against Troy (March 10, 2024)
- Made first-career start against Belmont (March 15, 2024)
- Joint-tallest player on the active roster (6-7; Jacob Vogel)
- One of two Washington natives on the roster (Seti Manase)



18 • GRANT HOLDERFIELD
Redshirt Sophomore • 6-3 • LHP
 Oak Park, Ill./Oak Park & River Forest
 Major: Marketing
 Parents: Carol and Greg
 Siblings: Griffin

CAREER HIGHS

Innings Pitched	3.2, Xavier, 3/20/22
Strikeouts	8, Kentucky, 3/15/22
Total Pitches	59, Xavier, 3/20/22

CAREER STATISTICS

SEASON	W-L	ERA	APP	GS	CG	SV	IP	H	R	ER	BB	SO	2B	HR	BAVG
2024	1-1	14.40	8	0	0	1	10.0	15	17	16	8	14	2	2	.326
2023	-	-	-	-	-	-	-	-	-	-	-	-	-	-	-
2022	2-4	7.40	25	2	0	2	41.1	50	44	34	23	52	4	9	.291
Total	3-5	8.77	33	2	0	3	51.1	65	61	50	31	66	6	11	.298

PLAYER NOTES

- Went 643 days between appearances before (May 19, 2022 vs. Iowa - Feb. 20, 2024 vs. Miami (Ohio) (injury))
- Returned to health after missing the entire 2023 season through injury
- Used as a potential left-handed matchup piece out of the bullpen
- Made 25 appearances and two starts in is freshman season in 2022
- Ranked as the No. 11 prospect coming out of high school in Illinois



45 • JULIAN TONGHINI
Junior • 6-3 • RHP
 New Canaan, Conn./Salisbury School
 (Boston College)
 Major: Business and Entrepreneurship
 Parents: Eric and Bettina
 Siblings: Alana and Ryan

CAREER HIGHS

Innings Pitched	4.0, North Carolina State, 3/26/23
Strikeouts	5, North Carolina State, 3/26/23
Batters Faced	14, Baylor, 2/23/24*
Total Pitches	58, Northern Kentucky, 3/6/24

CAREER STATISTICS

SEASON	W-L	ERA	APP	GS	CG	SV	IP	H	R	ER	BB	SO	2B	HR	BAVG
2024	1-0	4.50	9	1	0	2	18.0	18	13	9	12	15	2	1	.257
2023	2-1	3.81	19	0	0	2	28.1	25	14	12	20	34	4	1	.238
2022	1-0	7.65	20	1	0	1	20.0	23	18	17	14	17	5	0	.277
Total	4-1	5.16	48	2	0	5	66.1	66	45	38	46	66	11	2	.256

PLAYER NOTES

- Played two years at Boston College before transferring to Indiana
- One of best breaking balls in college baseball according to pitching coach Dustin Glant
- Primarily could be used as setup or closer out of the bullpen
- Has served as one of IU's best bullpen arms in the early going
- Three-inning save vs. George Mason in his IU debut (Feb. 18)

* - at Indiana

KEY CONTRIBUTORS - PITCHING



29 • RYAN KRAFT

Junior • 6-4 • LHP
 Mokena, Ill./Lincoln-Way Central
 Major: Secondary Education
 Parents: Greg and Jennifer
 Siblings: Lauren and Kathryn

CAREER HIGHS


Innings Pitched	7.1, Northwestern, 5/6/23
Strikeouts	7, Twice
Batters Faced	28, Northwestern, 5/6/23
Total Pitches	95, Ohio, 4/21/23

CAREER STATISTICS

SEASON	W-L	ERA	APP	GS	CG	SV	IP	H	R	ER	BB	SO	2B	HR	BAVG
2024	1-1	8.56	8	1	0	1	13.2	21	15	13	11	12	3	5	.339
2023	6-1	2.48	21	2	0	5	61.2	58	23	17	22	51	14	2	.249
2022	2-1	9.78	25	1	0	0	42.1	60	49	46	30	59	8	10	.326
Total	9-3	5.81	54	4	0	6	117.2	139	87	76	63	122	25	17	.290

PLAYER NOTES

- Made 54 career appearances in three years at Indiana
- last Hoosier to make 20+ appearances in three-straight years was B.J. Sabol (2016-18)
- 2023 First Team All-Big Ten (RP)
- Collected six victories and five saves in 61.2 innings pitched as a sophomore
- Both his grandmother and grandfather are IU graduates



41 • TY BOTHWELL

Sixth-year senior • 5-10 • LHP
 Hebron, Ind./Boone Grove
 Major: Certificate Program
 Parents: Todd and Mikki
 Sibling: Trevor

CAREER HIGHS

Innings Pitched	8.0, Butler, 3/30/24
Strikeouts	10, Minnesota, 3/7/21
Batters Faced	31, Butler, 3/29/24
Total Pitches	111, Minnesota, 5/15/22

CAREER STATISTICS

SEASON	W-L	ERA	APP	GS	CG	SV	IP	H	R	ER	BB	SO	2B	HR	BAVG
2024	4-1	4.87	9	2	0	1	40.2	39	27	22	11	40	5	6	.245
2023	4-3	6.55	14	9	0	1	33.0	28	26	24	24	34	12	2	.230
2022	3-2	4.47	19	2	0	0	48.1	36	27	24	33	67	12	6	.206
2021	2-1	2.73	11	4	0	1	33.0	21	14	10	15	43	6	3	.174
2020	0-0	6.00	3	0	0	0	3.0	1	2	2	4	5	0	0	.100
Total	13-7	4.67	56	17	0	3	158.0	125	96	82	87	189	35	17	.213

PLAYER NOTES

- Active leader in appearances (56) on the mound for Indiana
- Closing in on being the 10th member of the 200-strikeout club at IU (189)
- Turned into the team's Friday starter beginning in the Butler series
- First sixth-year player in program history; using COVID-19 waiver in 2024
- Has pet lizards and geckos, avid lover of animals



40 • ETHAN PHILLIPS

Sophomore • 6-1 • RHP
 Dunedin, Fla./Calvary Christian
 Major: Finance
 Parents: Coleen and Drew
 Siblings: Andrew and Ashley

CAREER HIGHS

Innings Pitched	4.2, Louisville, 4/18/23
Strikeouts	5, Twice
Batters Faced	18, George Mason, 2/18/24
Total Pitches	69, George Mason, 2/18/24

CAREER STATISTICS

SEASON	W-L	ERA	APP	GS	CG	SV	IP	H	R	ER	BB	SO	2B	HR	BAVG
2024	4-0	5.70	12	7	0	0	23.2	24	17	15	18	26	5	1	.258
2023	4-0	5.01	15	2	0	0	32.1	28	19	18	17	26	5	4	.239
Total	8-0	5.30	27	9	0	0	56.0	52	36	33	35	52	10	5	.248

PLAYER NOTES

- Named Big Ten Pitcher of the Week on April 24, 2023 as a true freshman
- First IU pitcher to record wins in back-to-back games since 2018 (March 16th and 17th vs. Belmont)
- Become a Sunday opener for the Hoosiers in 2024
- Made three starts in seven days (March 3, March 6 and March 10, 2024)
- Perfect 4-0 record as a freshman across 15 appearances
- Part of strong sophomore pitching class (Foley, Risedorph, Whiteaker)



51 • BRAYDEN RISEDORPH

Sophomore • 6-3 • RHP
 Kendallville, Ind./East Noble
 Major: Exercise Science
 Parents: Iolet and Randy
 Siblings: AJ, Ryan, Eric

CAREER HIGHS

Innings Pitched	4.2, Duke, 2/16/24
Strikeouts	7, Cincinnati, 4/19/23
Batters Faced	21, Troy, 3/10/24
Total Pitches	103, Troy, 3/10/24

CAREER STATISTICS

SEASON	W-L	ERA	APP	GS	CG	SV	IP	H	R	ER	BB	SO	2B	HR	BAVG
2024	0-5	8.54	12	4	0	0	26.1	27	26	25	13	33	11	4	.255
2023	3-1	4.47	25	5	0	6	52.1	52	35	26	19	60	8	2	.255
Total	3-6	5.83	36	9	0	6	78.2	79	61	51	32	93	19	6	.255

PLAYER NOTES

- Led IU with 25 appearances as a freshman
- Opening Day starter for Indiana in 2024
- Came on in relief in the opening game of the NCAA Regional against West Virginia and tossed a career-high 82 pitches in the team's win
- 2023 Freshman All-American (Collegiate Baseball Newspaper)
- No. 221 overall prospect in the class of 2022 (Perfect Game); No. 4 prospect in the state of Indiana
- Part of strong sophomore pitching class (Foley, Phillips, Whiteaker)

HOOSIER TIDBITS

reflects additional players not listed under key contributors

OFF THE BENCH

15 • BRANDON BURCKEL

5-10 • Jr. • INF • Lindale, Texas

- Played two years at Houston
- Provides depth at infield positions
- Hit go-ahead home run to beat No. 18 Coastal Carolina

6 • TJ SCHUYLER

6-2 • Fr. • C • Antioch, Ill.

- 2023 Conference Player of the Year in high school
- No. 22 overall prospect in state of Illinois (PG)
- Full name is Thomas Schuyler but goes by TJ

7 • HAYDEN CARLSON

6-1 • Fr. • INF • San Clemente, Calif.

- All-State baseball and football player
- No. 110 overall prospect in state of California (PG)
- Really good defensive presence as middle infielder

10 • MORGAN COLOPY

6-1 • Sr. • OF • Centerville, Ohio

- 130 games played as a Hoosier
- Outstanding defensive player
- Hit walk-off home run vs. Iowa in 2023

12 • CAL SEFCIK

6-0 • Fr. • INF • Palos Heights, Ill.

- No. 370 overall prospect in class of 2023 (PG)
- Underwent season-ending injury senior year
- Father, Kevin, played seven years in MLB

13 • ANDREW WIGGINS

6-4 • Fr. • OF • Indianapolis, Ind.

- No. 37 overall prospect in class of 2023 (PG)
- High School All-American (PG, Collegiate Baseball)
- Played in 2022 PG All-American Classic game

33 • AJ SHEPARD

5-11 • R-Fr. • C • Manassas, Va.

- Made career debut on opening weekend
- Season-ending injury in 2022 and 2023
- No. 359 overall prospect in class of 2022 (PG)

44 • JAKE STADLER

6-1 • R-Jr. • C • Greenfield, Ind.

- Become co-primary catcher at IU with Tibbitts
- Played in 44 games at Purdue
- Two-time Academic All-Big Ten selection

OUT OF THE BULLPEN

24 • DREW BUHR

6-1 • Gr. • RHP • Austin, Ind.

- Indiana native from Austin High School
- Pitched in 29 games at Bellarmine
- Began career at St. Louis

26 • SETH BENES

6-2 • Fr. • RHP • O'Fallon, Mo.

- No. 442 overall prospect in class of 2023 (PG)
- Father, Adam, was a minor leaguer pitcher
- Two uncles played in MLB

27 • BROOKS EY

6-1 • Sr. • RHP • Philadelphia, Pa.

- Made 12 appearances for Indiana in 2023
- Two-year player at Fordham (2021-22)
- Pitched over 140 career innings in college

34 • RYAN RUSHING

5-10 • Fr. • LHP • Bradenton, Fla.

- High School national champion at IMG Academy
- No. 215 overall prospect in class of 2023 (PG)
- Second Team High School All-American

35 • EVAN O'NEILL

6-4 • Fr. • RHP • Alpharetta, Ga.

- Led high school to 6A state quarterfinals in Georgia
- No. 68 overall prospect in state of Georgia (PG)

39 • ELI SHAW

6-2 • Fr. • RHP • Indianapolis, Ind.

- 2023 Marion County Player of the Year
- 2023 MIC Player of the Year
- 8-0 with 0.44 ERA as senior at Warren Central

31 • EVAN WHITEAKER

6-4 • So. • RHP • West Chester, Ohio

- Appeared in 13 games as a freshman
- Part of strong sophomore class (Foley, Phillips, Risedorph)
- No. 15 prospect in Ohio in class of 2022 (PG)

21 • JACOB VOGEL

6-7 • R-Fr. • RHP • North Vernon, Ind.

- Made collegiate debut vs. Miami (Ohio) (Feb. 20, 2024)
- Redshirted initial season on campus

CAREER BESTS (at Indiana)

Pitchers

Player	Pitches	Strikeouts	Hits	Runs	Walks	Longest Appearance
Foley, Connor	116	10	1	0	2	7.0 IP
Risedorph, Brayden	103	7	1	0	0	4.2 IP
Kraft, Ryan	95	7	2	0	0	7.1 IP
Whiteaker, Evan	59	6	1	1	0	4.1 IP
Holderfield, Grant	59	8	1	0	0	3.2 IP
Phillips, Ethan	69	5	1	1	1	4.2 IP
Bothwell, Ty	111	10	0	0	1	8.0 IP
Manase, Seti	69	7	1	0	0	4.1 IP
Katskee, Cooper	33	4	-	-	-	2.0 IP
Ey, Brooks	68	4	5	2	1	6.0 IP
Decker-Petty, Aydan	63	5	1	2	2	3.0 IP
Tonghini, Julian	61	4	1	0	0	3.2 IP
Moffitt, Jack	58	4	2	1	1	3.1 IP
Keyster, Brandon	34	3	-	-	-	2.0 IP
Vogel, Jacob	34	4	-	-	-	1.1 IP
Buhr, Drew	53	3	-	-	-	2.0 IP
Benes, Seth	26	2	-	-	-	2.0 IP
Rushing, Ryan	46	3	2	1	2	3.0 IP
Shaw, Eli	39	1	-	-	-	1.0 IP
Rybarczyk, Ty	49	4	4	2	0	3.0 IP

*pitching reflects career lows for (hits, runs, walks) with at least 3 IP; career highs for strikeouts, pitches

CAREER BESTS (at Indiana)

Hitters

Player	Hits	Runs	Doubles	Triples	RBI's	Home Runs
Mathison, Carter	3	3	2	1	5	2
Taylor, Devin	4	4	2	1	5	2
Cemy, Tyler	4	4	2	1	6	2
Tibbitts, Brock	4	4	2	1	5	2
Pyne, Josh	4	4	2	1	5	1
Colopy, Morgan	3	3	1	1	5	1
Murrison, Sam	3	2	1	1	5	1
Schuyler, TJ	-	-	-	-	-	-
Carlson, Hayden	-	-	-	-	-	-
Sefcik, Cal	1	-	-	-	1	-
Wiggins, Andrew	4	3	1	-	3	1
Burckel, Brandon	1	2	1	-	1	1
Mitchell, Nick	4	5	2	1	6	1
Brenczewski, Joey	4	3	1	-	3	-
Shepard, AJ	1	-	-	-	2	1
Oliver, Jasen	4	3	1	1	3	2
Bode, Austin	2	1	1	-	-	-
Stadler, Jake	3	1	1	-	3	1

TEAM SEASON RECORDS (all-time)

Category	Number
Total Wins - All Time	57 (1985)
Total Wins - Modern Era Scheduling	49 (2013)
Big Ten Wins - All Time	26 (2021)
Big Ten Wins - Traditional Scheduling	21 (2014)
Losses - All Time	35 (2007)

OFFENSIVE SEASON RECORDS (BBCOR era began in 2011)

Category	Number
Home Runs	95 (2019)
Hits	751 (1985)
Batting Average	.355 (1988)
Runs	639 (1985)
Doubles	138 (1984)

PITCHING SEASON RECORDS (all-time)

Category	Number
Strikeouts	600 (2022)
Staff ERA - lowest	1.97 (1968)



Brock Tibbitts in the 2024 Big Ten opener.

HITTING TOTALS/STREAKS

MULTI-HIT GAMES	2	3	4	5+	'24	Career
Pyne, Josh	3	4	1	-	8	48
Mitchell, Nick	6	2	1	-	9	48
Tibbitts, Brock	9	3	1	-	13	51
Mathison, Carter	9	2	-	-	11	47
Burckel, Brandon	-	-	-	-	-	23
Taylor, Devin	9	6	-	-	15	32
Cerny, Tyler	11	4	2	-	17	31
Colopy, Morgan	2	1	-	-	3	18
--						
Stadler, Jake	5	1	-	-	6	6
Brenczewski, Joey	7	-	1	-	8	8
Oliver, Jasen	4	1	1	-	6	6
Bode, Austin	1	-	-	-	1	1
Wiggins, Andrew	-	-	1	-	1	1
TEAM	-	-	-	-	-	-

MULTI-RBI GAMES	2	3	4	5+	'24	Career
Tibbitts, Brock	4	2	2	-	8	40
Taylor, Devin	2	2	1	-	5	22
Pyne, Josh	3	-	2	1	6	36
Mathison, Carter	5	2	-	-	7	37
Mitchell, Nick	2	2	2	1	7	19
Cerny, Tyler	6	4	2	-	12	21
Colopy, Morgan	2	1	-	1	4	16
Burckel, Brandon	-	-	-	-	-	3
Murrison, Samuel	-	-	-	-	-	3
Shepard, AJ	2	-	-	-	2	2
Brenczewski, Joey	4	2	-	-	6	6
Stadler, Jake	4	2	-	-	6	6*
Oliver, Jasen	-	1	1	-	2	2
Wiggins, Andrew	1	1	-	-	2	2
TEAM	-	-	-	-	-	-

HITTING STREAKS	Current	'24 Long	Career
Mitchell, Nick	-	12	13*
Taylor, Devin	2	8	12
Pyne, Josh	-	8	12
Cerny, Tyler	-	8	11
Tibbitts, Brock	-	9	11
Mathison, Carter	-	3	12
Burckel, Brandon	-	1	7
Colopy, Morgan	-	3	9
Murrison, Samuel	1	1	6
Shepard, AJ	3	3	3
Brenczewski, Joey	-	7	7
Wiggins, Andrew	-	2	2
Stadler, Jake	1	2	2
Bode, Austin	-	3	3
Sefcik, Cal	-	1	1
Oliver, Jasen	-	13	13

REACHED BASED	Current	'24 Long	Career
Taylor, Devin	2	18	32
Mitchell, Nick	4	12	30*
Mathison, Carter	2	14	26
Pyne, Josh	6	10	29
Tibbitts, Brock	18	18	19
Cerny, Tyler	-	10	23*
Burckel, Brandon	-	8	11*
Colopy, Morgan	1	7	11
Murrison, Samuel	2	2	8
Brenczewski, Joey	-	8	8
Wiggins, Andrew	1	6	6
Stadler, Jake	5	7	7
Sefcik, Cal	-	1	1
Bode, Austin	-	3	3
Shepard, AJ	3	3	3
Oliver, Jasen	-	14	14

BIG TEN STANDINGS (as of April 8th)

	B1G	Pct.	H	A	GB	Overall	Pct.	H	A	N	Streak
1. Nebraska	5-1	.833	2-1	3-0	-	22-7	.759	11-2	10-3	1-2	L1
2. Illinois	7-2	.778	3-0	4-2	-	16-13	.552	7-1	4-8	5-4	L1
3. Michigan	6-3	.667	2-1	4-2	-	14-18	.438	6-4	6-8	2-6	W2
4. Purdue	5-4	.556	4-2	1-2	-	20-12	.625	8-5	4-5	8-2	W4
5. Iowa	5-4	.556	2-1	3-3	-	16-13	.552	10-3	4-6	2-4	L2
6. Indiana	3-3	.500	1-2	2-1	-	18-15	.545	10-8	6-4	2-3	L1
7. Michigan State	3-3	.500	2-1	1-2	-	14-15	.483	7-4	3-2	4-9	L1
8. Ohio State	3-3	.500	2-1	1-2	-	13-14	.481	2-4	7-9	4-1	W1
9. Maryland	4-5	.500	3-3	1-2	-	22-10	.688	11-3	10-6	1-1	W1
10. Penn State	4-5	.444	4-2	0-3	-	16-12	.571	7-4	4-6	5-2	W3
11. Minnesota	2-4	.333	1-2	1-2	-	12-14	.462	2-2	7-8	3-4	W1
12. Rutgers	1-5	.167	0-3	1-2	-	19-12	.613	6-4	13-8	0-0	L5
13. Northwestern	0-6	.000	0-3	0-3	-	10-18	.357	1-4	9-14	0-0	L9

BIG TEN WEEKLY SCHEDULE

Friday, April 12th

Maryland at Northwestern (4:00 PM)
 Penn State at Indiana (6:00 PM)
 Iowa at Ohio State (6:00 PM)
 Michigan State at Purdue (6:00 PM)
 Nebraska at Rutgers (6:00 PM)
 Northern Illinois at Illinois (7:00 PM)
 Minnesota at Michigan (8:00 PM)

Saturday, April 13th

Iowa at Ohio State (12:00 PM)
 Nebraska at Rutgers (12:00 PM)
 Penn State at Indiana (1:00 PM)
 Minnesota at Michigan (1:00 PM)
 Michigan State at Purdue (1:00 PM)
 Northern Illinois at Illinois (2:00 PM)
 Maryland at Northwestern (2:00 PM)

Saturday, April 13th

Maryland at Northwestern (2:00 PM)
 Penn State at Indiana (2:00 PM)
 Iowa at Ohio State (2:00 PM)
 Minnesota at Michigan (2:00 PM)
 Nebraska at Rutgers (3:00 PM)
 Michigan State at Purdue (3:00 PM)
 Northern Illinois at Illinois (4:00 PM)

CAREER SITUATIONAL STATISTICS

Runners On Base (H-AB)

Name	'20	'21	'22	'23	Total	Avg.
Cerny, Tyler	xx	xx	xx	36-119	36-119	.303
Colopy, Morgan	xx	16-62	5-34	8-35	29-131	.221
Mathison, Carter	xx	xx	33-108	38-112	71-220	.323
Murrison, Samuel	xx	6-18	5-39	1-5	12-62	.194
Pyne, Josh	xx	xx	44-127	46-148	90-275	.327
Taylor, Devin	xx	xx	xx	35-104	35-104	.337
Tibbitts, Brock	xx	xx	32-107	51-126	83-290	.286

TOTAL

356-1,201 .296

Runners in Scoring Position (H-AB)

Name	'20	'21	'22	'23	Total	Avg.
Cerny, Tyler	xx	xx	xx	20-80	20-80	0.250
Colopy, Morgan	xx	10-44	3-21	7-22	20-87	0.230
Mathison, Carter	xx	xx	21-73	19-64	40-137	0.292
Murrison, Samuel	xx	1-8	3-25	1-1	5-34	0.147
Pyne, Josh	xx	xx	33-84	27-95	60-179	0.335
Taylor, Devin	xx	xx	xx	23-66	23-66	0.348
Tibbitts, Brock	xx	xx	19-70	34-82	53-152	0.349

TOTAL

221-735 .301

NOTE: at Indiana only through end of 2023*

* - Includes totals from previous school or previous season

HOW IT WAS WON

(* - Walk-off hit)

Below is a chart representing how the eventual game-winning run was recorded for Indiana in 2024.

Gm	Opponent	Final	Player	Inn.	Outs	Play	Score at Time
1	Duke	3-6	--				
2	at Coastal Carolina	7-2	Burckel, Brandon	8	1	Solo Home Run	2-2
3	George Mason	9-3	Taylor, Devin	1	0	RBI Single	0-0
4	Miami (Ohio)	12-6	Tibbitts, Brock	5	0	Sacrifice Fly	4-4
5	at Baylor	8-4	Tibbitts, Brock	1	1	Sacrifice Fly	0-0
6	at Baylor	6-1	Tibbitts, Brock	1	2	RBI Single	0-0
7	at Baylor	15-5	Taylor, Devin	1	1	Two-Run Home Run	0-0
8	Purdue Fort Wayne	6-9	--				
9	Alabama	0-12	--				
10	Dallas Baptist	9-7	Tibbitts, Brock	7	1	Three-Run Triple	4-6
11	Arizona	1-12	--				
12	Northern Kentucky	11-5	Tibbitts, Brock	1	0	RBI Single	0-0
13	Troy	1-8	--				
14	Troy	10-7	Brenczewski, Joey	3	2	RBI Double	5-5
15	Troy	11-15	--				
16	at Vanderbilt	5-13	--				
17	Illinois State	6-16	--				
18	Belmont	3-9	--				
19	Belmont	15-10	Tibbitts, Brock	7	0	Two-Run Home Run	9-10
20	Belmont	15-7	Tibbitts, Brock	2	2	RBI Walk	1-1
21	at Indiana State	7-15	--				
22	Illinois	1-9	--				
23	Illinois	8-1	Pyne, Josh	3	2	Two-Run Double	0-0
24	Illinois	8-15	--				
25	Middle Tennessee	12-5	Mitchell, Nick	1	2	RBI Double	0-0
26	at Butler	2-6	--				
27	Butler	11-2	Cerny, Tyler	1	0	RBI Double	0-0
28	Butler	22-3	Tibbitts, Brock	1	1	RBI Single	0-0
29	Butler	5-8	--				
30	Indiana State	16-7	Pyne, Josh	6	0	Two-Run Home Run	6-7
31	at Maryland	15-4	Mitchell, Nick	3	1	RBI Double	1-1
32	at Maryland	14-2	Mitchell, Nick	1	2	Three-Run Home Run	0-0
33	at Maryland	5-6	--				
34	Penn State	-	-	-	-	-	-
35	Penn State	-	-	-	-	-	-
36	Penn State	-	-	-	-	-	-
37	Evansville	-	-	-	-	-	-
38	at Minnesota	-	-	-	-	-	-
39	at Minnesota	-	-	-	-	-	-
40	at Minnesota	-	-	-	-	-	-
41	Ball State	-	-	-	-	-	-
42	Rutgers	-	-	-	-	-	-
43	Rutgers	-	-	-	-	-	-
44	Rutgers	-	-	-	-	-	-
45	at Purdue	-	-	-	-	-	-
46	at Purdue	-	-	-	-	-	-
47	at Purdue	-	-	-	-	-	-
48	Cincinnati	-	-	-	-	-	-
49	at Nebraska	-	-	-	-	-	-
50	at Nebraska	-	-	-	-	-	-
51	at Nebraska	-	-	-	-	-	-
52	at Louisville	-	-	-	-	-	-
53	Michigan	-	-	-	-	-	-
54	Michigan	-	-	-	-	-	-
55	Michigan	-	-	-	-	-	-

INDIANA WHEN...

	'22	'23	'24
Overall	27-32	43-20	18-15
vs. Top-10 Teams	1-4	1-1	0-1
vs. Top-25 Teams	1-4	2-3	3-2
Non-Conference	17-18	25-10	15-12
Big Ten	10-14	16-8	3-3
At Home	15-9	26-4	10-8
On the Road	8-19	14-12	6-4
At Neutral Sites	4-4	3-3	2-3
In Day Games	17-20	33-12	12-9
In Night Games	10-12	10-8	6-6
vs. Teams .500 Or Better	14-22	24-16	10-7
vs. Teams Worse Than .500	13-10	20-3	8-7
vs. Left-Handed Starter	10-6	15-3	3-3
vs. Right-Handed Starter	17-26	28-17	15-12
When Starter Receives Decision	12-18	19-16	13-10
When Reliever Receives Decision	15-14	26-6	5-5
When Starter Goes 5+ Innings	13-7	11-7	3-9
When Starter Goes <5 Innings	14-25	34-15	15-6
When Scoring First	17-12	27-7	13-4
When Opponent Scores First	10-20	16-13	5-11
When Leading After 6 Innings	20-5	35-1	16-1
When Trailing After 6 Innings	6-26	3-16	1-13
When Tied After 6 Innings	1-1	5-3	1-1
When Leading After 8 Innings	24-2	40-0	18-0
When Trailing After 8 Innings	2-26	1-19	0-13
When Tied After 8 Innings	1-2	2-0	0-2
In One-Run Games	6-8	9-1	0-1
In Two-Run Games	4-7	11-4	1-0
In 5+ Run Games	15-12	16-12	15-12
Weekend Series W-L-T	6-7-0	9-4-0	3-2-1
Series Sweeps/Times Swept	-/4	6/1	1/-
Scoring 0-2 Runs	0-10	1-10	0-5
Scoring 3-5 Runs	2-8	12-5	0-5
Scoring 6-9 Runs	12-9	12-5	6-4
Scoring 10+ Runs	13-5	18-0	12-1
Shutouts/Times Shut Out	3/4	2/1	0/1
In Extra Innings	1-2	3-0	--
Opponent Scores 5 Runs Or Less	18-4	31-4	12-0
Opponent Scores 6 Runs Or More	9-28	12-16	6-15
Out-Hitting Opponent	19-10	33-3	18-1
Out-Hit by Opponent	6-20	8-15	0-14
Hits Are Equal	2-2	2-2	--
Hitting A Home Run	19-19	29-8	15-5
Opponent Hits A Home Run	13-22	23-15	10-12
Errorless	9-8	16-8	5-2
Committing One Error	14-10	18-4	6-7
Committing 2+ Errors	4-14	10-8	7-6
Opponent is Errorless	9-13	13-11	4-5
Opponent Commits One Error	3-12	13-8	9-5
Opponent Commits 2+ Errors	15-7	17-1	5-5
Game 1 of Weekend	4-10	6-8	2-6
Game 2 of Weekend	7-7	10-4	8-0
Game 3 of Weekend	5-9	12-2	4-4
Monday	1-0	0-1	--
Tuesday	6-3	9-2	3-3
Wednesday	3-0	4-0	1-1
Thursday	0-3	2-2	0-1
Friday	5-8	6-8	3-4
Saturday	5-8	11-4	7-2
Sunday	8-10	11-3	4-4

CAREER GAME-WINNING PLAYS

WO = Walk-off game-winning play

	'21	'22	'23	'24	WO	Career		'21	'22	'23	'24	WO	Career
Cerny, Tyler	--	--	7	1	--	8	Pyne, Josh	--	6	2	2	1	10
Colopy, Morgan	1	--	2	--	1	3	Taylor, Devin	--	--	5	2	--	7
Mathison, Carter	--	5	3	--	--	8	Tibbitts, Brock	--	3	6	8	1	17
Mitchell, Nick	--	--	--	3	--	3*	Burckel, Brandon	--	--	--	1	--	1
Murrison, Samuel	--	1	--	--	--	1	Brenczewski, Joey	--	--	--	1	--	1

*at Indiana only



Indiana Baseball Overall Statistics for Indiana (as of Apr 07, 2024) (All games Sorted by Batting avg)



Record: 18-15 Home: 10-8 Away: 6-4 Neutral: 2-3 Big Ten: 3-3

Player	avg	gp-gs	ab	r	h	2b	3b	hr	rbi	tb	slg%	bb	hp	so	gdp	ob%	sf	sh	sb-att	po	a	e	fld%	
5 Taylor, Devin	.359	32-32	128	34	46	6	0	7	26	73	.570	26	1	21	2	.465	2	0	2-2	56	1	1	.983	
8 Cerny, Tyler	.350	33-33	143	38	50	14	0	6	38	82	.573	7	7	24	1	.403	2	1	3-5	46	72	13	.901	
20 Mitchell, Nick	.350	27-27	103	38	36	8	2	3	31	57	.553	25	2	18	0	.474	3	0	3-3	37	1	3	.927	
9 Tibbitts, Brock	.336	30-30	113	23	38	8	2	3	32	59	.522	15	8	24	0	.436	4	0	2-2	234	14	4	.984	
23 Brenczewski, Joey	.325	26-20	77	16	25	5	0	0	22	30	.390	6	6	10	0	.411	1	0	1-2	97	3	3	.971	
44 Stadler, Jake	.295	24-18	61	13	18	4	0	1	16	25	.410	16	5	10	0	.470	1	1	0-0	174	5	1	.994	
32 Pyne, Josh	.279	33-33	140	23	39	12	0	3	29	60	.429	11	1	26	2	.327	4	0	3-3	22	51	4	.948	
3 Mathison, Carter	.266	33-33	128	33	34	9	0	7	21	64	.500	26	5	35	0	.404	2	0	5-5	78	0	0	1.000	

28 Murrison, Sam	1.000	7-0	1	5	1	0	0	1	1	4	4.000	0	1	0	0	1.000	0	0	0-0	0	0	0	.000	
2 Oliver, Jasen	.338	21-17	68	17	23	2	1	3	10	36	.529	14	0	15	0	.451	0	0	1-1	23	31	3	.947	
42 Bode, Austin	.313	12-4	16	3	5	1	0	0	1	6	.375	6	1	3	0	.522	0	0	0-0	0	0	0	.000	
33 Shepard, AJ	.300	3-3	10	2	3	0	0	2	4	9	.900	1	1	5	0	.417	0	0	0-0	6	1	0	1.000	
13 Wiggins, Andrew	.273	22-9	33	12	9	2	0	2	6	17	.515	11	2	9	0	.468	1	0	0-0	2	0	0	1.000	
10 Colopy, Morgan	.231	23-17	65	14	15	5	0	4	19	32	.492	12	2	27	0	.363	1	0	0-0	26	1	1	.964	
15 Burckel, Brandon	.088	21-15	34	7	3	1	0	1	1	7	.206	5	3	9	0	.262	0	2	0-0	23	31	2	.964	
12 Sefcik, Cal	.040	15-5	25	0	1	0	0	0	3	1	.040	2	0	8	0	.103	2	0	0-0	0	0	0	.000	
6 Schuyler, TJ	.000	7-0	7	1	0	0	0	0	0	0	.000	0	0	5	0	.000	0	0	0-0	16	0	0	1.000	
7 Carlson, Hayden	.000	9-1	6	0	0	0	0	0	0	0	.000	0	0	4	0	.000	0	0	0-0	4	6	1	.909	
Totals	.299	33	1158	279	346	77	5	43	260	562	.485	183	45	253	5	.407	23	4	20-23	853	255	42	.963	
Opponents	.263	33	1139	240	299	53	0	54	227	514	.451	151	45	324	10	.369	8	4	15-21	834	267	40	.965	

LOB - Team (300), Opp (255). DPs turned - Team (17), Opp (16). CI - Team (1), Stadler, J. 1. IBB - Team (3), Taylor 2, Tibbitts 1, Opp (4). Picked off - Cerny 1.

(All games Sorted by Earned run avg)

Player	era	w-l	app	gs	cg	sho	sv	ip	h	r	er	bb	so	2b	3b	hr	b/avg	wp	hp	bk	sfa	sha
14 Foley, Connor	3.21	4-1	8	8	0	0/0	0	42.0	20	15	15	26	64	3	0	5	.139	3	5	1	0	0
41 Bothwell, Ty	4.87	4-1	9	2	0	0/0	1	40.2	39	27	22	11	40	5	0	6	.245	3	4	0	2	0

21 Vogel, Jacob	0.96	0-0	10	0	0	0/0	0	9.1	6	2	1	5	12	1	0	1	.176	2	3	0	1	0
43 Rybarczyk, Ty	4.35	1-1	5	5	0	0/0	0	10.1	15	7	5	3	10	1	0	1	.326	0	1	1	0	0
45 Tonghini, Julian	4.50	1-0	9	1	0	0/0	2	18.0	18	13	9	12	15	2	0	1	.257	1	2	0	0	1
24 Buhr, Drew	5.02	0-1	12	0	0	0/0	0	14.1	14	9	8	9	21	4	0	2	.241	0	1	0	0	0
16 Moffitt, Jack	5.29	1-1	10	1	0	0/0	0	17.0	18	15	10	6	17	3	0	4	.265	2	2	0	0	0
19 Keyster, Brandon	5.40	0-0	13	0	0	0/0	0	11.2	9	7	7	2	13	1	0	1	.220	0	4	0	1	0
40 Phillips, Ethan	5.70	4-0	12	7	0	0/0	0	23.2	24	17	15	18	26	5	0	1	.258	2	5	0	1	0
51 Risedorph, Brayden	8.54	0-5	12	4	0	0/0	1	26.1	27	26	25	13	33	11	0	4	.255	1	3	0	0	2
29 Kraft, Ryan	8.56	1-1	8	1	0	0/0	1	13.2	21	15	13	11	12	3	0	5	.339	0	3	1	1	0
55 Decker-Petty, Ayda	10.12	0-1	7	1	0	0/0	0	10.2	15	12	12	7	8	4	0	4	.326	3	2	0	1	0
39 Shaw, Eli	10.80	0-0	5	0	0	0/0	0	5.0	6	6	6	4	7	1	0	2	.300	2	0	0	0	0
38 Katskee, Cooper	10.80	0-1	3	0	0	0/0	0	3.1	5	5	4	3	6	0	0	3	.357	2	0	0	1	0
34 Rushing, Ryan	11.57	0-0	5	0	0	0/0	0	7.0	9	9	9	7	6	1	0	1	.300	3	2	0	0	0
26 Benes, Seth	12.00	0-0	3	2	0	0/0	0	3.0	2	4	4	3	2	0	0	2	.182	0	0	0	0	0
31 Whiteaker, Evan	14.00	0-0	6	0	0	0/0	0	9.0	19	17	14	2	10	2	0	7	.413	1	1	0	0	0
18 Holderfield, Grant	14.40	1-1	8	0	0	0/0	1	10.0	15	17	16	8	14	2	0	2	.326	1	3	0	0	1
30 Manase, Seti	15.00	1-1	7	1	0	0/0	0	9.0	16	16	15	0	8	4	0	2	.372	1	4	0	0	0
2 Oliver, Jasen	27.00	0-0	1	0	0	0/0	0	0.1	1	1	1	1	0	0	0	0	.500	1	0	0	0	0
Totals	6.68	18-15	33	33	0	0/0	6	284.1	299	240	211	151	324	53	0	54	.263	28	45	3	8	4
Opponents	7.87	15-18	33	33	0	1/1	8	278.0	346	279	243	183	253	77	5	43	.299	32	45	3	23	4

PB - Team (6), Tibbitts 3, Stadler, J. 3, Opp (7). Pickoffs - Team (4), Bothwell 2, Foley 1, Rybarczyk 1, Opp (1). SBA/ATT - Tibbitts (5-10), Stadler, J. (8-9), Phillips, E. (2-5), Bothwell (4-5), Foley (2-3), Buhr (2-2), Schuyler (2-2), Rushing (2-2), Vogel (1-1), Shaw (1-1), Benes (1-1), Moffitt (0-1).



Indiana Baseball
Overall Statistics for Indiana (as of Apr 07, 2024)
(Last 5 Sorted by Batting avg)



Record: 3-2 Home: 1-1 Away: 2-1 Big Ten: 2-1

Player	avg	gp-gs	ab	r	h	2b	3b	hr	rbi	tb	slg%	bb	hp	so	gdp	ob%	sf	sh	sb-att	po	a	e	fld%
44 Stadler, Jake	.462	5-4	13	5	6	1	0	0	7	7	.538	8	1	2	0	.652	1	1	0-0	51	1	0	1.000
8 Cerny, Tyler	.440	5-5	25	11	11	4	0	1	8	18	.720	0	2	4	0	.481	0	0	0-0	8	9	1	.944
23 Brenzewski, Joey	.353	5-4	17	7	6	2	0	0	6	8	.471	3	2	1	0	.500	0	0	0-0	25	1	1	.963
32 Pyne, Josh	.348	5-5	23	4	8	3	0	2	12	17	.739	2	0	4	0	.400	0	0	0-0	4	10	0	1.000
2 Oliver, Jasen	.304	5-5	23	4	7	1	0	0	1	8	.348	4	0	6	0	.407	0	0	0-0	5	8	0	1.000
20 Mitchell, Nick	.300	5-5	20	10	6	2	0	1	8	11	.550	6	0	1	0	.462	0	0	1-1	8	0	1	.889
5 Taylor, Devin	.200	5-5	20	6	4	0	0	1	2	7	.350	7	0	5	0	.407	0	0	1-1	7	1	0	1.000
3 Mathison, Carter	.182	5-5	22	6	4	1	0	1	3	8	.364	5	1	3	0	.357	0	0	2-2	15	0	0	1.000
13 Wiggins, Andrew	.077	5-5	13	2	1	0	0	0	0	1	.077	4	2	3	0	.368	0	0	0-0	0	0	0	.000

9 Tibbitts, Brock	.000	2-2	4	0	0	0	0	0	0	0	.000	1	0	1	0	.200	0	0	0-0	7	0	0	1.000
12 Sefcik, Cal	.000	2-0	3	0	0	0	0	0	0	0	.000	0	0	2	0	.000	0	0	0-0	0	0	0	.000
42 Bode, Austin	.000	2-0	2	0	0	0	0	0	0	0	.000	1	0	0	0	.333	0	0	0-0	0	0	0	.000
15 Burckel, Brandon	.000	2-0	0	0	0	0	0	0	0	0	.000	0	0	0	0	.000	0	0	0-0	2	0	0	1.000
6 Schuyler, TJ	.000	1-0	0	0	0	0	0	0	0	0	.000	0	0	0	0	.000	0	0	0-0	1	0	0	1.000
10 Colopy, Morgan	.000	1-0	0	0	0	0	0	0	0	0	.000	0	0	0	0	.000	0	0	0-0	0	0	0	.000
Totals	.286	5	185	55	53	14	0	6	47	85	.459	41	8	32	0	.434	1	1	4-4	133	38	3	.983
Opponents	.237	5	169	27	40	7	0	5	23	62	.367	26	7	55	0	.360	1	1	3-3	132	49	6	.968

LOB - Team (49), Opp (44). DPs turned - Team (2), Opp (1). IBB - Team (2), Taylor 1, Tibbitts 1, Opp (3).

(Last 5 Sorted by Earned run avg)

Player	era	w-l	app	gs	cg	sho	sv	ip	h	r	er	bb	so	2b	3b	hr	b/avg	wp	hp	bk	sfa	sha	
14 Foley, Connor	0.00	1-0	1	1	0	0/0	0	6.0	1	0	0	3	10	0	0	0	.053	1	2	0	0	0	
41 Bothwell, Ty	4.50	1-0	1	1	0	0/0	0	6.0	6	4	3	2	7	1	0	1	.261	0	0	0	1	0	
51 Risedorph, Brayden	6.35	0-2	4	0	0	0/0	0	5.2	4	4	4	4	4	2	0	1	.200	0	1	0	0	1	

21 Vogel, Jacob	0.00	0-0	2	0	0	0/0	0	2.1	2	0	0	2	5	0	0	0	.222	1	0	0	0	0	
45 Tonghini, Julian	2.25	0-0	2	1	0	0/0	0	4.0	3	1	1	2	5	0	0	1	.200	0	0	0	0	0	
43 Rybarczyk, Ty	4.50	0-0	2	2	0	0/0	0	4.0	8	4	2	3	4	1	0	1	.421	0	1	1	0	0	
24 Buhr, Drew	6.23	0-0	3	0	0	0/0	0	4.1	3	3	3	1	6	0	0	1	.188	0	1	0	0	0	
19 Keyster, Brandon	6.75	0-0	4	0	0	0/0	0	2.2	2	2	2	1	5	0	0	0	.200	0	1	0	0	0	
40 Phillips, Ethan	7.36	1-0	3	0	0	0/0	0	3.2	4	3	3	5	5	1	0	0	.267	1	0	0	0	0	
30 Manase, Seti	9.00	0-0	1	0	0	0/0	0	2.0	3	2	2	0	2	0	0	0	.333	1	0	0	0	0	
16 Moffitt, Jack	9.82	0-0	2	0	0	0/0	0	3.2	4	4	4	3	2	2	0	0	.286	0	1	0	0	0	
Totals	4.87	3-2	5	5	0	0/0	0	44.1	40	27	24	26	55	7	0	5	.237	4	7	1	1	1	
Opponents	9.61	2-3	5	5	0	0/0	0	44.0	53	55	47	41	32	14	0	6	.286	8	8	1	1	1	

PB - Team (1), Stadler, J. 1, Opp (2). Pickoffs - Team (2), Rybarczyk 1, Bothwell 1. SBA/ATT - Stadler, J. (3-3), Phillips, E. (2-2), Bothwell (1-1).



Indiana Baseball Overall Statistics for Indiana (as of Apr 07, 2024) (Last 10 Sorted by Batting avg)



Record: 6-4 Home: 4-2 Away: 2-2 Big Ten: 2-2

Player	avg	gp-gs	ab	r	h	2b	3b	hr	rbi	tb	slg%	bb	hp	so	gdp	ob%	sf	sh	sb-att	po	a	e	fld%	
8 Cerny, Tyler	.400	10-10	45	19	18	5	0	3	15	32	.711	3	4	6	0	.481	0	0	0-0	15	18	1	.971	
44 Stadler, Jake	.375	7-5	16	5	6	1	0	0	7	7	.438	8	1	3	0	.577	1	1	0-0	61	2	0	1.000	
2 Oliver, Jasen	.372	10-10	43	11	16	2	1	3	8	29	.674	7	0	10	0	.460	0	0	1-1	10	17	1	.964	
23 Brenczewski, Joey	.361	10-9	36	10	13	3	0	0	8	16	.444	4	3	3	0	.465	0	0	1-1	41	2	2	.956	
20 Mitchell, Nick	.359	10-10	39	14	14	4	0	2	20	24	.615	8	0	5	0	.449	2	0	3-3	17	0	1	.944	
5 Taylor, Devin	.308	10-10	39	14	12	1	0	3	7	22	.564	12	0	6	0	.471	0	0	1-1	15	1	0	1.000	
9 Tibbitts, Brock	.304	7-7	23	5	7	2	0	1	8	12	.522	4	2	2	0	.448	0	0	1-1	57	3	1	.984	
13 Wiggins, Andrew	.300	8-7	20	8	6	1	0	1	3	10	.500	8	2	4	0	.533	0	0	0-0	2	0	0	1.000	
3 Mathison, Carter	.279	10-10	43	13	12	2	0	2	6	20	.465	7	1	7	0	.392	0	0	2-2	23	0	0	1.000	
32 Pyne, Josh	.233	10-10	43	5	10	3	0	2	16	19	.442	2	0	6	0	.255	2	0	0-0	7	12	0	1.000	

28 Murrison, Sam	1.000	2-0	1	2	1	0	0	1	1	4	4.000	0	0	0	0	1.000	0	0	0-0	0	0	0	.000	
10 Colopy, Morgan	.143	4-2	7	2	1	1	0	0	2	2	.286	2	0	4	0	.333	0	0	0-0	3	0	0	1.000	
42 Bode, Austin	.000	5-0	3	0	0	0	0	0	0	0	.000	2	0	0	0	.400	0	0	0-0	0	0	0	.000	
12 Sefcik, Cal	.000	2-0	3	0	0	0	0	0	0	0	.000	0	0	2	0	.000	0	0	0-0	0	0	0	.000	
7 Carlson, Hayden	.000	1-0	1	0	0	0	0	0	0	0	.000	0	0	1	0	.000	0	0	0-0	0	0	1	.000	
15 Burckel, Brandon	.000	3-0	1	1	0	0	0	0	0	0	.000	0	0	0	0	.000	0	0	0-0	2	0	0	1.000	
6 Schuyler, TJ	.000	3-0	1	1	0	0	0	0	0	0	.000	0	0	1	0	.000	0	0	0-0	6	0	0	1.000	
Totals	.319	10	364	110	116	25	1	18	101	197	.541	67	13	60	0	.437	5	1	9-9	259	70	10	.971	
Opponents	.258	10	341	58	88	15	0	14	52	145	.425	41	10	111	0	.353	2	1	3-5	252	87	8	.977	

LOB - Team (88), Opp (78). DPs turned - Team (2), Opp (2). IBB - Team (2), Taylor 1, Tibbitts 1, Opp (4).

(Last 10 Sorted by Earned run avg)

Player	era	w-l	app	gs	cg	sho	sv	ip	h	r	er	bb	so	2b	3b	hr	b/avg	wp	hp	bk	sfa	sha
14 Foley, Connor	2.31	2-0	2	2	0	0/0	0	11.2	4	3	3	6	19	0	0	1	.105	2	2	0	0	0
41 Bothwell, Ty	3.00	2-0	3	2	0	0/0	0	15.0	13	7	5	2	17	1	0	2	.228	0	1	0	1	0

39 Shaw, Eli	0.00	0-0	2	0	0	0/0	0	2.0	2	0	0	1	3	1	0	0	.250	0	0	0	0	0
21 Vogel, Jacob	2.08	0-0	4	0	0	0/0	0	4.1	4	1	1	3	8	1	0	1	.250	1	0	0	1	0
45 Tonghini, Julian	2.25	0-0	2	1	0	0/0	0	4.0	3	1	1	2	5	0	0	1	.200	0	0	0	0	0
19 Keyster, Brandon	3.38	0-0	6	0	0	0/0	0	5.1	3	2	2	1	6	0	0	0	.167	0	1	0	0	0
24 Buhr, Drew	3.86	0-0	5	0	0	0/0	0	7.0	5	3	3	2	10	1	0	1	.192	0	1	0	0	0
51 Risedorph, Brayden	4.70	0-2	5	0	0	0/0	1	7.2	5	4	4	4	10	3	0	1	.185	0	1	0	0	1
43 Rybarczyk, Ty	4.91	1-0	3	3	0	0/0	0	7.1	12	6	4	3	8	1	0	1	.364	0	1	1	0	0
18 Holderfield, Grant	7.71	0-0	2	0	0	0/0	0	2.1	3	2	2	2	4	0	0	0	.273	0	1	0	0	0
16 Moffitt, Jack	8.44	0-0	3	0	0	0/0	0	5.1	6	5	5	4	5	2	0	0	.300	2	1	0	0	0
40 Phillips, Ethan	9.64	1-0	4	0	0	0/0	0	4.2	5	5	5	6	8	1	0	1	.263	1	0	0	0	0
30 Manase, Seti	11.57	0-0	2	0	0	0/0	0	2.1	6	3	3	0	2	0	0	1	.462	1	0	0	0	0
55 Decker-Petty, Ayda	16.20	0-1	2	1	0	0/0	0	3.1	8	6	6	2	2	3	0	2	.444	2	0	0	0	0
29 Kraft, Ryan	21.60	0-1	2	1	0	0/0	0	1.2	4	4	4	1	2	0	0	1	.400	0	0	0	0	0
34 Rushing, Ryan	23.14	0-0	2	0	0	0/0	0	2.1	5	6	6	2	2	1	0	1	.417	2	1	0	0	0
Totals	5.63	6-4	10	10	0	0/0	1	86.1	88	58	54	41	111	15	0	14	.258	11	10	1	2	1
Opponents	10.71	4-6	10	10	0	0/0	1	84.0	116	110	100	67	60	25	1	18	.319	12	13	2	5	1

PB - Team (2), Stadler, J. 1, Tibbitts 1, Opp (3). Pickoffs - Team (3), Bothwell 2, Rybarczyk 1. SBA/ATT - Stadler, J. (3-3), Tibbitts (0-2), Phillips, E. (2-2), Foley (0-1), Moffitt (0-1), Bothwell (1-1).



Indiana Baseball
Conference statistics for Indiana (as of Apr 07, 2024)
(Big Ten games only Sorted by Batting avg)



Record: 3-3 Home: 1-2 Away: 2-1 Big Ten: 3-3

Player	avg	gp-gs	ab	r	h	2b	3b	hr	rbi	tb	slg%	bb	hp	so	gdp	ob%	sf	sh	sb-att	po	a	e	fld%	
23 Brenczewski, Joey	.500	5-5	20	5	10	2	0	0	6	12	.600	1	2	0	0	.565	0	0	0-0	29	1	0	1.000	
20 Mitchell, Nick	.455	6-6	22	11	10	3	0	1	12	16	.727	8	0	4	0	.581	1	0	1-1	8	0	1	.889	
44 Stadler, Jake	.333	5-4	12	2	4	1	0	0	6	5	.417	4	1	1	0	.529	0	0	0-0	27	1	0	1.000	
8 Cerny, Tyler	.320	6-6	25	10	8	3	0	0	5	11	.440	2	2	5	0	.400	1	1	0-0	10	14	0	1.000	
32 Pyne, Josh	.269	6-6	26	2	7	3	0	1	11	13	.500	2	0	2	0	.321	0	0	0-0	3	10	0	1.000	
2 Oliver, Jasen	.240	6-6	25	5	6	1	0	0	0	7	.280	5	0	7	0	.367	0	0	0-0	10	11	0	1.000	
5 Taylor, Devin	.167	6-6	24	6	4	1	0	1	1	8	.333	5	1	6	0	.333	0	0	1-1	13	1	0	1.000	
3 Mathison, Carter	.160	6-6	25	3	4	2	0	0	1	6	.240	4	0	5	0	.276	0	0	4-4	18	0	0	1.000	

9 Tibbitts, Brock	.200	3-3	10	1	2	0	0	0	1	2	.200	1	3	4	0	.429	0	0	0-0	27	2	0	1.000	
10 Colopy, Morgan	.143	3-2	7	3	1	1	0	0	1	2	.286	2	0	3	0	.333	0	0	0-0	4	1	0	1.000	
13 Wiggins, Andrew	.000	5-3	9	1	0	0	0	0	0	0	.000	3	0	3	0	.250	0	0	0-0	2	0	0	1.000	
12 Sefcik, Cal	.000	4-1	5	0	0	0	0	0	0	0	.000	1	0	3	0	.167	0	0	0-0	0	0	0	.000	
42 Bode, Austin	.000	3-0	3	0	0	0	0	0	0	0	.000	1	0	0	0	.250	0	0	0-0	0	0	0	.000	
6 Schuyler, TJ	.000	3-0	2	0	0	0	0	0	0	0	.000	0	0	2	0	.000	0	0	0-0	6	0	0	1.000	
15 Burckel, Brandon	.000	3-0	0	1	0	0	0	0	0	0	.000	0	0	0	0	.000	0	1	0-0	2	0	0	1.000	
28 Murrison, Sam	.000	1-0	0	1	0	0	0	0	0	0	.000	0	0	0	0	.000	0	0	0-0	0	0	0	.000	
Totals	.260	6	215	51	56	17	0	3	44	82	.381	39	9	45	0	.392	2	2	6-6	160	56	2	.991	
Opponents	.262	6	206	37	54	11	0	4	33	77	.374	35	7	51	1	.386	1	1	2-3	159	57	6	.973	

LOB - Team (57), Opp (53). DPs turned - Team (2). IBB - Team (0), Opp (1).

(Big Ten games only Sorted by Earned run avg)

Player	era	w-l	app	gs	cg	sho	sv	ip	h	r	er	bb	so	2b	3b	hr	b/avg	wp	hp	bk	sfa	sha
14 Foley, Connor	0.00	2-0	2	2	0	0/0	0	13.0	3	0	0	5	20	1	0	0	.073	1	2	0	0	0
41 Bothwell, Ty	7.00	1-1	2	1	0	0/0	0	9.0	9	8	7	4	7	3	0	1	.257	0	1	0	1	0

24 Buhr, Drew	0.00	0-0	2	0	0	0/0	0	3.1	1	0	0	1	3	1	0	0	.091	0	1	0	0	0
43 Rybarczyk, Ty	0.00	0-0	1	1	0	0/0	0	3.0	5	2	0	1	2	1	0	0	.385	0	1	1	0	0
21 Vogel, Jacob	0.00	0-0	3	0	0	0/0	0	3.0	1	0	0	3	2	0	0	0	.100	0	0	0	0	0
40 Phillips, Ethan	0.00	0-0	2	1	0	0/0	0	2.2	2	0	0	4	0	0	0	0	.222	1	0	0	0	0
19 Keyster, Brandon	0.00	0-0	3	0	0	0/0	0	1.0	0	0	0	1	1	0	0	0	.000	0	0	0	0	0
39 Shaw, Eli	4.50	0-0	2	0	0	0/0	0	2.0	3	1	1	1	2	0	0	0	.375	0	0	0	0	0
51 Risedorph, Brayden	5.40	0-1	3	0	0	0/0	0	3.1	3	2	2	3	3	1	0	0	.231	0	0	0	0	0
30 Manase, Seti	8.10	0-0	3	0	0	0/0	0	3.1	6	3	3	0	4	0	0	1	.375	1	0	0	0	0
16 Moffitt, Jack	8.31	0-0	2	0	0	0/0	0	4.1	5	4	4	3	5	1	0	0	.313	2	0	0	0	0
45 Tonghini, Julian	18.00	0-0	2	0	0	0/0	0	2.0	3	4	4	4	1	0	0	0	.375	1	1	0	0	1
18 Holderfield, Grant	18.00	0-0	1	0	0	0/0	0	1.0	3	2	2	2	1	0	0	0	.500	0	1	0	0	0
55 Decker-Petty, Ayda	20.25	0-0	1	0	0	0/0	0	1.1	4	3	3	1	0	2	0	1	.500	0	0	0	0	0
29 Kraft, Ryan	54.00	0-1	1	1	0	0/0	0	0.2	3	4	4	1	0	0	0	1	.600	0	0	0	0	0
34 Rushing, Ryan	99.00	0-0	1	0	0	0/0	0	0.1	3	4	4	1	0	1	0	0	.750	0	0	0	0	0
Totals	5.74	3-3	6	6	0	0/0	0	53.1	54	37	34	35	51	11	0	4	.262	6	7	1	1	1
Opponents	7.13	3-3	6	6	0	0/0	1	53.0	56	51	42	39	45	17	0	3	.260	5	9	1	2	2

PB - Team (2), Stadler, J. 1, Tibbitts 1, Opp (3). Pickoffs - Team (3), Bothwell 1, Rybarczyk 1, Foley 1. SBA/ATT - Bothwell (1-1), Tibbitts (0-1), Shaw (1-1), Schuyler (1-1), Stadler, J. (1-1), Moffitt (0-1).

**Indiana Baseball
Team Game-by-Game for Indiana (as of Apr 07, 2024)
Batting (All games)**

Date	Opponent	ab	r	h	rbi	2b	3b	hr	tb	bb	ibb	sb	cs	hbp	sac	sf	gdp	k	po	a	e	lob	avg
Feb 16	vs DUKE	35	3	9	3	1	0	2	16	3	0	0	0	1	0	0	1	13	27	11	2	9	.257
Feb 17	at Coastal Carolina	36	7	10	7	1	0	2	17	5	0	0	0	3	0	1	0	12	27	4	2	11	.268
Feb 18	vs MASON	40	9	12	8	1	0	3	22	5	0	1	0	1	1	0	0	12	27	12	2	11	.279
Feb 20	MIAMI	35	12	13	12	7	0	1	23	5	1	1	0	1	0	2	0	6	27	11	1	7	.301
Feb 23	at Baylor	36	8	13	6	5	0	1	21	5	0	0	0	0	0	2	1	8	27	11	1	8	.313
Feb 24	at Baylor	39	6	12	6	2	0	2	20	3	0	3	0	2	0	0	0	7	27	3	0	11	.312
Feb 25	at Baylor	39	15	14	14	1	1	4	29	4	0	0	0	3	0	0	0	8	24	5	1	7	.319
Feb 27	PFW	35	6	9	6	1	0	1	13	7	0	0	1	2	0	1	1	8	27	5	1	12	.312
Mar 1	vs Alabama	23	0	1	0	0	0	0	1	1	0	1	0	0	0	0	0	13	21	6	2	3	.292
Mar 2	vs Dallas Baptist	40	9	15	8	4	1	0	21	3	0	0	1	0	0	1	0	7	27	6	1	8	.302
Mar 3	vs Arizona	27	1	5	1	0	0	0	5	1	0	0	0	0	0	0	0	3	21	7	1	6	.294
Mar 06	NORTHERN KENT	34	11	13	11	5	0	2	24	8	0	0	0	0	0	1	1	9	27	13	4	8	.301
Mar 09	TROY	31	1	5	1	1	0	1	9	3	0	0	0	1	0	0	0	9	27	6	0	7	.291
Mar 10	TROY	39	10	15	10	2	0	2	23	7	0	1	0	2	0	0	0	7	27	7	1	14	.299
Mar 10	TROY	37	11	9	11	4	1	1	18	10	0	0	1	2	0	1	0	7	27	5	2	12	.295
Mar 12	at Vanderbilt	34	5	7	5	0	0	0	7	4	0	0	0	4	0	1	1	13	24	10	1	11	.289
Mar 13	ILLINOIS STATE	32	6	11	6	2	0	0	13	1	0	0	0	1	0	0	0	5	21	9	2	7	.292
Mar 15	BELMONT	32	3	8	3	2	1	0	12	5	0	1	0	0	0	3	0	7	27	5	1	10	.290
Mar 16	BELMONT	38	15	14	15	6	0	2	26	8	0	0	0	5	0	2	0	8	27	6	0	14	.295
Mar 17	BELMONT	35	15	12	13	4	0	1	19	14	0	0	0	1	0	0	0	4	27	13	4	11	.297
Mar 19	at Indiana State	35	7	10	7	0	0	0	10	4	0	0	0	0	0	1	0	9	24	9	3	6	.296
*Mar 22	ILLINOIS	30	1	4	1	1	0	0	5	4	0	0	0	3	0	1	0	11	27	14	0	10	.290
*Mar 23	ILLINOIS	32	8	9	5	2	0	0	11	6	0	3	0	0	2	1	0	7	27	7	0	9	.290
*Mar 24	ILLINOIS	37	8	10	8	3	0	0	13	7	0	0	0	1	0	0	0	7	27	11	1	10	.289
Mar 26	MIDDLE TENNESS	38	12	15	12	2	0	4	29	6	0	2	0	2	0	1	0	5	27	4	2	11	.293
Mar 28	at Butler	31	2	6	2	0	0	0	6	3	0	0	0	0	0	1	0	8	24	11	2	6	.290
Mar 29	BUTLER	35	11	12	11	4	0	3	25	3	0	2	0	1	0	1	0	1	27	4	1	5	.292
Mar 30	BUTLER	38	22	20	21	2	1	5	39	7	0	1	0	1	0	1	0	7	21	2	1	7	.301
Mar 30	BUTLER	32	5	6	4	3	0	0	9	10	2	1	0	1	0	1	0	3	27	8	1	12	.298
Apr 02	INDIANA STATE	37	16	14	13	0	0	3	23	9	0	0	0	2	1	0	0	9	27	6	1	9	.300
*Apr 05	at Maryland	46	15	19	14	7	0	0	26	4	0	0	0	4	0	0	0	8	27	7	0	12	.305
*Apr 06	at Maryland	39	14	11	13	4	0	2	21	11	0	2	0	1	0	0	0	9	27	6	0	10	.304
*Apr 07	at Maryland	31	5	3	3	0	0	1	6	7	0	1	0	0	0	0	0	3	25	11	1	6	.299
Totals		1158	279	346	260	77	5	43	562	183	3	20	3	45	4	23	5	253	853	255	42	300	.299

2024 INDIANA BASEBALL STATS - GAME-BY-GAME (PITCHING)

Indiana Baseball
Team Game-by-Game for Indiana (as of Apr 07, 2024)
Pitching (All games)

Date	Opponent	ip	h	r	er	bb	so	2b	3b	hr	wp	bk	hbp	dp	ibb	score	w-l	sv	era
Feb 16	vs DUKE	9.0	10	6	6	3	7	3	0	3	0	0	1	1	0	3-6	0-1	0	6.00
Feb 17	at Coastal Carolina	9.0	6	2	0	4	10	2	0	0	1	1	1	0	0	7-2	1-1	0	3.00
Feb 18	vs MASON	9.0	4	3	2	2	9	1	0	0	0	0	3	0	0	9-3	2-1	1	2.67
Feb 20	MIAMI	9.0	9	6	5	1	12	3	0	3	0	0	2	1	0	12-6	3-1	1	3.25
Feb 23	at Baylor	9.0	8	4	4	5	10	3	0	0	0	0	0	1	0	8-4	4-1	2	3.40
Feb 24	at Baylor	9.0	4	1	1	4	10	0	0	0	1	0	0	0	0	6-1	5-1	3	3.00
Feb 25	at Baylor	8.0	11	5	5	5	8	1	0	0	1	1	1	1	0	15-5	6-1	3	3.34
Feb 27	PFW	9.0	12	9	9	4	12	0	0	5	0	0	0	0	0	6-9	6-2	3	4.06
Mar 1	vs Alabama	7.0	11	12	10	5	5	4	0	1	2	0	5	1	0	0-12	6-3	3	4.85
Mar 2	vs Dallas Baptist	9.0	9	7	6	4	12	0	0	2	0	0	2	1	0	9-7	7-3	3	4.97
Mar 3	vs Arizona	7.0	10	12	12	6	8	2	0	0	1	0	1	1	0	1-12	7-4	3	5.74
Mar 06	NORTHERN KENT	9.0	9	5	2	7	9	3	0	0	0	0	0	3	0	11-5	8-4	4	5.42
Mar 09	TROY	9.0	10	8	8	6	13	1	0	4	1	0	2	0	0	1-8	8-5	4	5.62
Mar 10	TROY	9.0	8	7	6	10	8	1	0	1	0	0	0	0	0	10-7	9-5	5	5.65
Mar 10	TROY	9.0	10	15	14	12	14	2	0	3	3	0	3	0	0	11-15	9-6	5	6.23
Mar 12	at Vanderbilt	8.0	12	13	13	6	9	2	0	2	3	0	1	2	0	5-13	9-7	5	6.72
Mar 13	ILLINOIS STATE	7.0	15	16	13	3	4	2	0	4	1	0	2	1	0	6-16	9-8	5	7.20
Mar 15	BELMONT	9.0	7	9	6	3	9	0	0	3	1	0	0	0	0	3-9	9-9	5	7.13
Mar 16	BELMONT	9.0	10	10	10	5	15	2	0	3	0	0	2	0	0	15-10	10-9	5	7.29
Mar 17	BELMONT	9.0	10	7	1	3	8	2	0	1	0	0	3	1	0	15-7	11-9	5	6.96
Mar 19	at Indiana State	8.0	13	15	14	2	6	1	0	5	1	0	4	0	0	7-15	11-10	5	7.35
*Mar 22	ILLINOIS	9.0	10	9	9	7	3	2	0	0	1	0	2	1	0	1-9	11-11	5	7.43
*Mar 23	ILLINOIS	9.0	3	1	1	3	12	1	0	0	0	0	0	0	0	8-1	12-11	5	7.14
*Mar 24	ILLINOIS	9.0	20	15	15	9	8	4	0	3	2	0	1	0	0	8-15	12-12	5	7.48
Mar 26	MIDDLE TENNESS	9.0	8	5	4	1	18	1	0	1	0	0	0	0	0	12-5	13-12	6	7.33
Mar 28	at Butler	8.0	10	6	6	2	8	3	0	3	4	0	1	0	1	2-6	13-13	6	7.31
Mar 29	BUTLER	9.0	7	2	2	0	10	0	0	1	0	0	1	0	0	11-2	14-13	6	7.11
Mar 30	BUTLER	7.0	3	3	3	3	12	0	0	1	1	0	0	0	0	22-3	15-13	6	7.01
Mar 30	BUTLER	9.0	10	8	8	5	11	1	0	2	0	0	0	1	1	5-8	15-14	6	7.05
Apr 02	INDIANA STATE	9.0	9	7	7	5	16	2	0	2	1	0	3	0	1	16-7	16-14	6	7.05
*Apr 05	at Maryland	9.0	7	4	3	6	8	1	0	1	1	0	0	0	0	15-4	17-14	6	6.91
*Apr 06	at Maryland	9.0	4	2	2	4	13	0	0	0	2	0	2	0	0	14-2	18-14	6	6.75
*Apr 07	at Maryland	8.1	10	6	4	6	7	3	0	0	0	1	2	1	1	5-6	18-15	6	6.68
Totals		284.1	299	240	211	151	324	53	0	54	28	3	45	17	4	279-240	18-15	6	6.68

2024 PRESEASON PRIMER

2023 Review

After starting a lineup consisting mostly of freshmen in 2022, the Hoosiers took a massive step forward in 2023 with a program filled with budding stars.

IU improved from 27 to 43 wins in 2023, a 16-win turnaround led by a strong sophomore core featuring Brock Tibbitts, Josh Pyne, Carter Mathison and transfer pitcher Luke Sinnard.

Along with a collection of talented freshmen in Devin Taylor ('23 Big Ten Freshman of the Year), Tyler Cerny, Brayden Risedorph and Connor Foley, IU returned to the NCAA Tournament for the first time since 2019.

The Hoosiers came within one win of a Super Regional date with overall No. 1 seed LSU, dropping the final two games of the regional to the hosts Kentucky.

IU finished second in the Big Ten but had a chance to clinch a share of the title on the final weekend. Taylor and relief pitcher Ryan Kraft were First Team All-Big Ten selections after dominating years.

Head coach Jeff Mercer tallied the first 40-win season of his head-coaching career and returned the Hoosiers to the 40-win plateau for the first time since 2014.

Phillip Glasser and Craig Yoho saw their names selected in the MLB Draft while IU totaled three Freshman All-Americans for the second-straight year.

A dominating force at home, IU won a record 26 games at Bart Kaufman Field and finished the season 26-4 in the friendly confines. IU finished 16-8 in Big Ten play, coming within a game of first-place Maryland for the title.

Peter Serruto's walk-off home run over Kentucky sent the Hoosiers to the NCAA Regional final for the first time since 2014 while Luke Sinnard broke IU's single-season strikeout record in 2023.

IU picked up wins over powerhouses Texas, Louisville and Auburn in 2023 to give it the highest RPI in the Big Ten at 30.

The Hoosiers return five position starters for the 2024 season.

2024 Preseason Primer

After an appearance in the NCAA Regional finals a season ago, the Indiana Baseball program gets ready to open the 2024 season in February with a roster full of young and dynamic talent.

Armed with an outstanding coaching staff and array of talented players, IU will be among the top contenders in the Big Ten across preseason publications come February.

The Core Five in the Field

Albeit graduating starting shortstop Phillip Glasser, a 10th round pick of the Washington Nationals, IU returns four of its five best offensive options as well as Glasser's replacement in sophomore Tyler Cerny.

Cerny (.276) along with junior Brock Tibbitts (.357), sophomore Devin Taylor (.315), junior Carter Mathison (.311) and junior Josh Pyne (.295) make up a stellar offensive core for head coach Jeff Mercer in 2024.

The five players, four of which are draft eligible in 2024, combined for 52 home runs last season and contributed 275 runs batted in for the Hoosiers. Mathison and Taylor will pair with Western Illinois transfer Nick Mitchell to make up one of the most potent offensive outfields in the entire country.

Testing the Team Early

No stranger to scheduling tough tests early in the non-conference season, Mercer has once again loaded up the first part of his schedule to test his program early.

IU will face seven NCAA tournament teams from last season across the first four weekends with a three-game set on the road at Baylor sprinkled in the same stretch.

The Hoosiers have faced an SEC team in the non-conference in each of Mercer's seasons at the helm. IU went to Tennessee (2019), LSU (2020) and Auburn (2023) and have had matchups in round robin tournaments in Texas against Arkansas (2022) and Alabama (2024).

Young and Deep on the Mound

Even without the services of right-handed pitcher Luke Sinnard, who is expected to miss the entire of the 2024 season, IU has a strong collection of arms that have continued to develop under third-year pitching coach Dustin Glant.

IU won't ride a traditional starting rotation, electing to attack each day of the weekend series one at a time. Seven pitchers return in 2024 who made at least 13 appearances on the mound last year including sophomore Brayden Risedorph (25), junior Ryan Kraft (21) and sophomore Connor Foley (20).

Grant Holderfield, who made 25 appearances as a freshman in 2022, makes his return to action after missing last year through injury. Impact transfers Ben Grable (Northwestern), Jack Moffitt (Gonzaga), Drew Buhr (Bellarmine) and Julian Tonghini (Boston College) add depth to IU's collection of options out of the bullpen.

The Big Ten Standard

Since IU's magical 2013 season, which took the program to its first College World Series, it has been the standard for the rest of the Big Ten when it comes to success.

Over the past seven years, IU has the joint-most wins in conference play (112). The Hoosiers have won the most Big Ten regular season titles (3) since 2013) while also making the most NCAA Tournament appearances (7) in the same span.

IU holds the longest streak of consecutive Big Ten Tournament appearances (10 straight) and has made four NCAA regional finals since 1999.

Since opening Bart Kaufman Field in 2013, IU has created one of the best home environments. The Hoosiers have 189 home wins in the time frame including a 26-4 record in 2023.

40 is the Magic Number

The standard of success in a college baseball season is eclipsing 40 wins. The Hoosiers did so last year in the regular season, winning the 40th game of the year on the final day at Michigan State before winning three more in the postseason.

Since college baseball went to a standard 56-game schedule in 1991, IU has had five 40-win seasons, all of which have resulted in NCAA Tournament bids. The Hoosiers will be searching for its first back-to-back 40-win seasons since 2013-14. IU has never won 40 regular season games in back-to-back years.

Over the course of the season, Mercer will be chasing 250 career wins. He is 31 shy of 250 and will be looking for his third season of 37+ wins in his first full four years (2020 and 2021 were shortened).

POLLS AND RANKINGS

NCBWA POLL (April 1)

Rank	Team	Record
1.	Arkansas	23-3
2.	Clemson	24-3
3.	Texas A&M	25-3
4.	Tennessee	24-5
5.	Oregon State	21-4
6.	Vanderbilt	23-6
7.	North Carolina	25-4
8.	Dallas Baptist	23-4
9.	Duke	20-8
10.	Florida	16-11
11.	Virginia	22-6
12.	Florida State	22-4
13.	East Carolina	20-6
14.	Alabam	21-7
15.	Kentucky	24-4
16.	Virginia Tech	21-5
17.	UC Irvine	22-3
18.	LSU	20-9
19.	NC State	18-7
20.	South Carolina	21-7
21.	Wake Forest	17-10
22.	Coastal Carolina	20-7
23.	Nebraska	20-5
24.	TCU	20-7
25.	Indiana State	21-5

D1 Baseball (April 8)

Rank	Team	Record
1.	Arkansas	27-3
2.	Clemson	28-3
3.	Texas A&M	28-4
4.	Tennessee	26-6
5.	Oregon State	26-4
6.	Vanderbilt	25-7
7.	Duke	24-8
8.	Kentucky	27-4
9.	East Carolina	23-7
10.	Florida State	26-5
11.	Virginia	25-7
12.	UC Irvine	24-4
13.	North Carolina	26-6
14.	Wake Forest	21-10
15.	Dallas Baptist	25-6
16.	Virginia Tech	21-8
17.	UCF	21-8
18.	Oregon	22-8
19.	Louisiana	24-8
20.	Coastal Carolina	22-9
21.	Oklahoma State	21-11
22.	Mississippi State	21-12
23.	Nebraska	22-7
24.	Florida	17-14
25.	Alabama	22-10

BASEBALL AMERICA (April 8)

Rank	Team	Record
1.	Arkansas	27-3
2.	Clemson	28-3
3.	Texas A&M	28-4
4.	Tennessee	26-6
5.	Vanderbilt	25-7
6.	Duke	24-8
7.	Florida State	26-5
8.	Oregon State	26-4
9.	Virginia	24-7
10.	Kentucky	27-4
11.	UC Irvine	24-4
12.	East Carikuba	24-6
13.	Dallas Baptist	25-6
14.	North Carolina	26-6
15.	Mississippi State	21-12
16.	Alabana	22-10
17.	Oregon	22-8
18.	Wake Forest	21-10
19.	UCF	21-8
20.	Virginia Tech	21-8
21.	Nebraska	22-7
22.	Coastal Carolina	22-9
23.	Oklahoma State	21-11
24.	Louisiana	24-8
25.	South Carolina	22-10

THE MERCER ERA

The best 10 outputs from the Hoosiers since Jeff Mercer became the head baseball coach in 2019.

Offense

Runs	
26	Purdue (May 12, 2023)
23	Minnesota (April 25, 2021)
23	Morehead State (March 16, 2023)
22	Penn State (April 2, 2023)
22	Butler (March 30, 2024)
20	Kentucky (March 15, 2022)
20	Maryland (March 30, 2019)
19	Maryland (March 31, 2019)

Hits	
25	Purdue (May 12, 2023)
23	Kentucky (March 15, 2022)
22	Purdue (April 10, 2022)
20	Morehead State (March 15, 2023)
20	Butler (March 30, 2024)
19	Iowa (May 19, 2022)
19	Maryland (April 5, 2024)
18	Penn State (April 2, 2023)
18	Illinois (April 15, 2023)
18	Ohio (April 22, 2023)
18	Canisius (March 15, 2019)
18	Maryland (March 30, 2019)

Home Runs	
9	Maryland (March 30, 2019)
8	Purdue (May 12, 2023)
6	Kentucky (March 15, 2022)
5	Indiana State (March 19, 2019)
5	Morehead State (March 16, 2023)
5	Ball State (April 16, 2019)
5	Butler (March 30, 2024)

Pitching

Strikeouts	
18	Middle Tennessee (March 26, 2024)
18	Maryland (May 26, 2022)
18	Penn State (March 13, 2021)
17	Maryland (March 31, 2019)
17	Clemson (Feb. 18, 2022)
17	Illinois (May 18, 2021)
17	Iowa (April 8, 2023)
16	Canisius (March 17, 2019)
16	Clemson (Feb. 19, 2022)
16	Miami (Ohio) (March 1, 2022)
16	Nebraska (April 23, 2022)
16	Minnesota (April 25, 2021)
16	Rutgers (May 8, 2021)
16	Penn State (April 6, 2019)
16	Evansville (April 13, 2019)
16	Minnesota (April 27, 2019)
16	Butler (Feb. 28, 2023)
16	Cincinnati (April 19, 2023)
16	Indiana State (April 2, 2024)

Team

Run Differential	
+22	Minnesota (April 25, 2021)
+19	Butler (March 30, 2024)
+18	Morehead State (March 16, 2023)
+15	Purdue (May 12, 2023)
+15	Purdue (March 4, 2020)
+15	Maryland (March 30, 2019)
+15	Maryland (March 31, 2019)
+15	Ohio (April 22, 2023)
+14	Purdue Fort Wayne (March 8, 2023)
+13	Miami (Ohio) (March 1, 2022)
+13	Kentucky (March 15, 2022)
+13	Illinois (April 15, 2023)

HOOSIER NOTES

NEWCOMERS

• Per the standard of the program, head coach Jeff Mercer has dipped into the transfer portal for positions of need while maintaining a firm commitment to recruiting the best talent in the Midwest.

• Nick Mitchell (OF, Western Illinois) is an Indiana native and was one of the best transfers available in the country while Andrew Wiggins (OF, Indianapolis, Ind.) was one of the top prep bats to make it to campus in the country.

Impact Transfers	2023 School
Burckel, Brandon (INF)	Houston
Moffitt, Jack (RHP)	Gonzaga
Mitchell, Nick (OF)	Western Illinois
Buhr, Drew (RHP)	Bellarmine
Tonghini, Julian (RHP)	Boston College
Grable, Ben (RHP)	Northwestern

Impact Freshmen	2023 National Ranking
Wiggins, Andrew (OF/RHP)	#37 (Perfect Game)
Oliver, Jasen (INF)	#142 (Perfect Game)
Rushing Ryan (LHP)	#215 (Perfect Game)

BACK FROM INJURY

• Season-ending injuries decimated key position groups for the Hoosiers in 2023. Grant Holderfield, a standout reliever in 2022, missed the entire year while IU's top prep offensive player, AJ Shepard, also missed the 2023 campaign.

• Both players are expected back in some capacity with Holderfield serving as a left-handed matchup option out of the bullpen and Shepard serving as a catcher and first baseman on rotation.

MISSING PIECES

• As is common in baseball, the Hoosiers will be without a handful of viable options for 2024. The notable is IU's single-season strikeout king, Luke Sinnard, who suffered an injury in the NCAA Regional.

Player	Position
Sinnard, Luke	RHP
Bakes, Brayden	OF
Bohnert, Matt	LHP
Grable, Ben	RHP

MERCER STACKING UP WINS

• One of the best young coaches in the entire country, Mercer has continued a strong foundation of success in Bloomington. He is closing in on 250 career victories despite having the 2020 season canceled and the 2021 season shortened.

Career Wins

Year (School)	Wins
2024 (Indiana)	18
2023 (Indiana)	43
2022 (Indiana)	27
2021 (Indiana)	26*
2020 (Indiana)	9*
2019 (Indiana)	37
2018 (Wright State)	39
2017 (Wright State)	38
Career	236

THE HIGH SCHOOL MODEL

• Starting with the 2022 class, Mercer has begun to recruit high-level Midwest talent while showcasing the ability to get them to campus and develop them into professional talent.

• Some of the best players from Indiana (Tyler Cerny), Ohio (Devin Taylor), Illinois (Ryan Kraft), Michigan (Jasen Oliver) have chosen to come to Bloomington. IU's 2023 class was top-20 nationally by the Collegiate Baseball Newspaper with the 2024 and 2025 classes rated among the best in the country.

FRESHMEN IMPACT

• In line with vision of recruiting the best talent in the Midwest, freshmen at IU have come to campus and made an immediate impact for the Hoosiers.

First-Year Accomplishments

Player (Year)	Accomplishment
Devin Taylor ('23)	Big Ten Freshman of the Year
Devin Taylor ('23)	First Team All-Big Ten
Carter Mathison ('22)	Freshman Home Run Record

Big Ten Freshman All-Americans (since 2019)

	Indiana
7	
3	Maryland
3	Iowa
3	Nebraska



Sophomore outfielder Devin Taylor

THE BIG TEN STANDARD

Over the last 12 years, the Indiana Baseball team has been the standard of excellence in the Big Ten Conference and has set the expectation for player development and team production in the Midwest.

Big Ten Wins (since 2016)

118	Michigan
116	Maryland
116	Nebraska
115	Indiana
115	Iowa

Big Ten Tournament Streak (not contested in 2020 and 2021)

10	Indiana
9	Michigan
8	Iowa
4	Illinois

NCAA Tournament Appearances (since 2013)

7	Indiana
6	Maryland
5	Michigan
5	Nebraska

NCAA Regional Finals (since 1999, Big Ten years only)

5	Michigan
5	Minnesota
4	Indiana
4	Maryland
4	Ohio State

Big Ten Regular Season Titles (since 2013)

3	Indiana
2	Minnesota
2	Maryland
2	Nebraska
1	Illinois

SCOUTS IN THE STANDS

There will be a heavy presence of scouts in the stands at Bart Kaufman Field this spring with a large amount of draft-eligible players on the IU roster.

Juniors to Watch (likely to be MLB draft picks)

Carter Mathison	Fort Wayne, Ind.
Brock Tibbitts	New Albany, Ohio
Nick Mitchell	Carmel, Ind.
Ryan Kraft	Mokena, Ill.
Josh Pyne	Bloomfield, Ind.
Luke Sinnard*	Hendersonville, Tenn.
Grant Holderfield	Oak Park, Ill.

Draft Eligible Sophomores (among impact starters)

Connor Foley	Jasper, Ind.
Brayden Risedorph	Kendallville, Ind.
Tyler Cerny	Greenwood, Ind.

Top-10 Round MLB Draft Picks (under Jeff Mercer)

Round	Player (Team)
2	Matt Gorski (Pirates)
3	McCade Brown (Rockies)
5	Jack Perkins (Athletics)
6	Andrew Saalfrank (Diamondbacks)
6	Tanner Gordon (Braves)
7	Gabe Bierman (Marlins)
8	Craig Yoho (Brewers)
10	Phillip Glasser (Nationals)
10	Matt Litwicki (Red Sox)
10	Tommy Sommer (White Sox)

TEAM NOTES

SEASON OPENING WEEKENDS

• For the first time under head coach Jeff Mercer, the Hoosiers opened the non-conference season in a round-robin invitational. Known for scheduling tough in the month of February, this year will be no different.

• After a close loss to No.12 Duke and its ace Jonathan Santucci, IU responded by beating No. 18 Coastal Carolina and George Mason by a combined score of 16-5.

Opening Weekends (under Mercer)

Year	Opponent	Record
2024	Duke, Coastal Carolina, George Mason	2-1
2023	at Auburn	1-2
2022	at Clemson	0-3
2021	Big Ten Only Schedule	-
2020	at LSU	1-2
2019	at Memphis	2-1

HOMEFIELD ADVANTAGE

• The Hoosiers have struggled at home in 2024 this year. Still, IU is closing in on 200 wins at Bart Kaufman Field after recording a stadium record 26 last year.

Bart Kaufman Record (opened in 2013)

Year	Record
2024	10-8
2023	26-4
2022	15-9
2021	14-6
2020*	3-2
2019	21-5
2018	21-5
2017	16-10-1
2016	19-6
2015	17-8
2014	18-3
2013	19-3
All-Time Wins	798

IMPACT FRESHMAN CLASS

• D1 Baseball ranked IU's incoming freshman class No. 20 in the nation with only players that signed and made it to campus considered for the list.

• Among the players mentioned by D1 Baseball included outfielder Andrew Wiggins (Indianapolis, Ind.), infielders Cal Sefcik (Palos Heights, Ill.) and Jasen Oliver (Almont, Mich.) and pitcher Ryan Rushing (Bradenton, Fla.).

NO DAYS OFF IN THE NON-CONFERENCE

• Mercer has never backed away from scheduling tough in the non-conference, helping expose his teams to top talent early in the years. Excluding the Big Ten only schedule in 2021, Mercer has played some of the best teams in the country in the opening three weekends of the year.

Tough Non-Conference Foes (since Mercer arrived in 2019)

Year	Opponents
2024	Duke, Alabama, Baylor, Arizona, Coastal Carolina
2023	Auburn, Texas, East Carolina
2022	Clemson, Arkansas, Stanford
2020	LSU, Ole Miss, East Carolina
2019	Tennessee, Coastal Carolina, Oregon State

BOMBS AWAY

• Stacked from top to bottom with power in the lineup, IU has turned into a big offensive threat in the Big Ten and the nation. The 2023 Hoosiers turned in 77 home runs in 63 games and could be in store for a massive year, paced by the bats of Devin Taylor, Carter Mathison and Brock Tibbitts.

Most Home Runs (in two-year span)

Home Runs	Years
163	2018-2019
148	1985-1986
143	2017-2018
120*	2023-2024

PRESEASON PREDICTIONS

• Indiana, and Big Ten foe Iowa, have been at the top of all major outlets as the teams to beat in the conference this year. Iowa, which boasts an electric pitching staff and Indiana, which has one of the most talented offensive lineups in the nation, won't meet in the regular season but are expected to battle for the Big Ten crown.

• D1 Baseball projected Indiana and Iowa as the only two Big Ten teams to make the NCAA Tournament but have a multitude of programs in the "teams to watch" category.

• Both Indiana and Iowa have featured in the D1 Baseball and Baseball America polls.

Big Ten Rankings (baseball media outlets)

Outlet	Ranking
D1 Baseball	2nd
Big Ten Coaches	2nd



Sophomore pitcher **Ethan Phillips**

THE BREAKDOWN

Indiana's offense has been on a roll in 2024, threatening push this year's team into a number of top-10 categories in program history.

Led by juniors Carter Mathison, Brock Tibbitts and Josh Pyne and a collection of underclassmen in Devin Taylor, Tyler Cerny and Jasen Oliver, IU has its share of talented bats.

.300 Hitters (qualified hitters)

.359	Devin Taylor
.350	Tyler Cerny
.350	Nick Mitchell
.336	Brock Tibbitts
.325	Joey Brenzewski

6+ Home Runs

7	Devin Taylor
7	Carter Mathison
6	Tyler Cerny

45+ Hits

50	Tyler Cerny
46	Devin Taylor

Team Performances

Runs	
8+ Runs	18
10+ Runs	13
15+ Runs	6
20+ Runs	1

Hits	
10+ Hits	20
15+ Hits	5
20+ Hits	1

Misc.	
10+ Hits and 10+ Walks	3
7+ XBH	6
3+ HR	5

TEAM NUMBERS - OFFENSE

Single Season - Team Runs Scored

Rank	Year	Runs
1.	1985	639
2.	1986	501
3.	1988	489
4.	2023	486
5.	1992	476
6.	1999	456
7.	1984	454
8.	1987	450
9.	2008	439
10.	2013	434
	2024	279

Single Season - Team Runs Per Game

Rank	Year	Runs Per Game
1.	1992	8.65
2.	1999	8.44
3.	1988	8.43
4.	1986	8.35
5.	1985	8.30
6.	2023	7.71
7.	1987	7.50
8.	2008	7.20
9.	1984	7.09
10.	2013	6.68
	2024	8.46

Single Season - Team Home Runs

Rank	Year	Home Runs
1.	2019	95
2.	2010	85
3.	1992	82
4.	1985	81
5.	2023	77
6.	2017	75
7.	2022	73
8.	2018	68
9.	1986	67
	1999	67
	2024	43

Single Season - Walks

Rank	Year	Walks
1.	1985	382
2.	1996	327
3.	1995	310
4.	1998	307
5.	1987	305
6.	1993	302
7.	2022	301
8.	1997	299
9.	1992	291
	2003	291
	2024	183

Single Season - Hit by Pitches

Rank	Year	HBP
1.	2008	86
2.	2009	75
	2023	75
4.	2013	73
5.	2010	72
6.	2018	70
7.	1999	68
	2019	68
9.	1997	66
10.	2017	65
	2024	45

Single Season - Doubles

Rank	Year	Doubles
1.	1984	138
2.	2013	134
3.	1992	131
	2023	131
5.	2010	127
6.	1986	126
7.	1985	120
	1991	120
9.	2009	119
	2008	119
	2024	77



Sophomore Tyler Cerny and freshman Jasen Oliver



Sophomores Tyler Cerny and Devin Taylor

THE STANDARD

BY THE NUMBERS

Combined numbers of Mathison, Tibbitts and Pyne.

Career Games Played

Player	Career Games
Carter Mathison	155
Josh Pyne	152
Brock Tibbitts	152

Career Starts

Player	Career Starts
Carter Mathison	151
Josh Pyne	151
Brock Tibbitts	150

Career Hits

Player	Career Hits
Josh Pyne	188
Brock Tibbitts	182
Carter Mathison	161

Career Home Runs

Player	Career Home Runs
Carter Mathison	36
Brock Tibbitts	22
Josh Pyne	15

Career RBI's

Player	Career RBI's
Brock Tibbitts	143
Josh Pyne	142
Carter Mathison	128

Career Doubles

Player	Career Doubles
Josh Pyne	48
Brock Tibbitts	38
Carter Mathison	35

THREE-HEADED MONSTER

THE PROGRAM'S FOUNDATION

• Brock Tibbitts, Josh Pyne and Carter Mathison helped make up the first full signing class that head coach Jeff Mercer brought to campus in program history. Signed in the 2020-21 school year and arriving on campus for the 2022 season, these three have been indispensable in the Hoosier lineup.

• In fact, there hasn't been a game since the beginning of 2022 that Mathison hasn't played in. There were only three that Pyne didn't appear in. Before an injury to Tibbitts in April of 2024, he had also appeared in every game.

TRIO NEWS AND NOTES

• Tibbitts, Pyne and Mathison have done lots of damage on the field in their time in Bloomington. The following reflects the items the three have achieved as IU players.

• Brock Tibbitts and Josh Pyne are looking to become the first pair of IU teammates from the same recruiting class to record 200+ career hits since Kyle Schwarber and Sam Travis (2012-14).

News and Notes

- Mathison has never missed a collegiate game
- All three players are from the Midwest
- All three were Freshman All-Americans
- Each has at least 160 career hits
- All of them have 150+ career starts
- Tibbitts has 180+ hits, 140+ RBIs and 20+ home runs

ALL-TIME GAMES PLAYED

• A list of all-time games played by Hoosiers in program history

Indiana All-Time Games Played (218+)

Rank	Name	GP	Year
1.	Mike Sabo	247*	1985-88
2.	Alex Smith	239*	1982-86
3.	Dustin DeMuth	236	2010-14
4.	Jerrud Sabourin	229	2008-11
5.	Bill Mueller	228*	1982-85
6.	Matt Braughler	226*	1993-96
7.	Michael Basil	223	2010-13
	Will Nolden	223	2011-15
9.	Logan Sowers	221	2015-18
10.	Mike Smith	218*	1989-92

* pre-modern era before regulated college baseball scheduling
- Dustin Demuth (2010-14) holds modern era games played record

IRONMEN

• Tibbitts ran a streak of 149-consecutive starts dating back to Feb. 25, 2022 vs. Arkansas. After coming off the bench in two of three games at Clemson, Tibbitts didn't miss a start until an injury held him out of the games at Maryland in 2024.

• He joined an elusive group of Hoosiers appear and make starts in consecutive game and enjoyed sustained success during their college careers. Only three other players (Jerrud Sabourin and Craig Dedelow) have made 130+ consecutive starts without missing a game since 2008.

Since 2008 (at least 130-straight starts with no missed games)

- Jerrud Sabourin, 220 games (March 9, 2008-2011)
- Craig Dedelow, 175 games (2015-17)
- Brock Tibbitts, 149 games (Feb. 25, 2022-April 2, 2024)
- Sam Travis, 130 games (May 18, 2012-2014)

FIRST IN THE LINEUP

• Carter Mathison has made his fair share of appearances on Jeff Mercer's lineup card in the past three years. In fact, there hasn't been an IU game in the past three seasons that hasn't featured an appearance from him

• The center fielder will figure to be drafted in this summer's MLB draft. The last three-year player to never miss a game in his college career was one of the all-time greats, Sam Travis, who featured in all 184 games of his career from 2012-14.

Since 2012 (no missed games by a potential three-year player)

- Sam Travis, 184 games (2012-14)
- Carter Mathison, 155 games (2022-Present)



Junior catcher **Brock Tibbitts**



Junior outfielder **Carter Mathison**



Junior infielder **Josh Pyne**

DYNAMIC DUO

Josh Pyne has been an every day starter at the hot corner since arriving in Bloomington as a freshman in 2022. A fantastic defender, he's also one of IU's most consistent bats in the lineup.

Brock Tibbitts, a fellow 2024 draft prospect, has bene just as productive on the opposite side of the infield and helps form a pair of reliable bats for Mercer and Co.

Indiana All-Time Hits List

Rank	Name	Hits	Years
19.	Marty Wolfe	216	1989-92
20.	Bill Mueller	215	1982-85
21.	Josh Phegley	207	2007-09
22.	Bill Jordan	203	1986-89
	Andrew Means	203	2006-08
	Josh Pyne	188	2022-
	Brock Tibbitts	182	2022-
	Carter Mathison	161	2022-

Indiana All-Time RBI List

Rank	Name	RBI	Years
8.	Matt Braughler	175	1993-96
9.	Bill Mueller	170	1982-85
10.	Sam Travis	165	2012-14
11.	Josh Phegley	162	2007-09
12.	Jerrud Sabourin	161	2008-11
	Brock Tibbitts	143	2022-
	Josh Pyne	142	2022-
	Carter Mathison	128	2022-

Indiana All-Time Doubles List

Rank	Name	Doubles	Years
6.	Sam Travis	55	2012-14
7.	Mike Sabo	54	1985-88
8.	Vasili Spanos	51	2000-03
9.	Logan Sowers	50	2015-18
	Matt Braughler	50	1993-96
	Josh Pyne	48	2022-
	Brock Tibbitts	38	2022-

DEPTH AT EVERY POSITION

While Pyne, Cerny and Tibbitts are expected to be every day players, IU has no shortage of options to provide depth and competition in the infield.

First Baseman (potential options)

Brock Tibbitts	Junior
Joey Brenzewski	Redshirt Freshman
AJ Shepard	Redshirt Freshman
Jake Stadler	Redshirt Junior

Second Baseman (potential options)

Jasen Oliver	Freshman
Cal Sefcik	Freshman

Shortstop (potential options)

Tyler Cerny	Sophomore
Hayden Carlson	Freshman

Third Baseman (potential options)

Josh Pyne	Junior
Brandon Burckel	Junior

Catcher (potential options)

Brock Tibbitts	Junior
AJ Shepard	Redshirt Freshman
TJ Schuyler	Freshman
Jake Stadler	Redshirt Junior

INFELDERS

PRODUCTIVE THREE-YEAR PLAYERS

• Brock Tibbitts and Josh Pyne are mirroring the success of a couple former IU players who spent the same three seasons in Bloomington. Kyle Schwarber and Sam Travis were both in the same recruiting class and mashed in three years of college baseball.

• IU's newest offensive duo will look to match the offensive numbers put up by the future big leaguers in just three years in Bloomington.

• Tibbitts and Pyne have combined to play 304 of a possible 310 games in their first two years in Bloomington. Tibbitts played in the first 152 games of his career before picking up an injury in April of 2024.

Combined Hits (three-year teammates; same recruiting class)

474	Schwarber + Travis, 2012-14
370	Tibbitts + Pyne, 2022-24

Combined RBI's (three-year teammates; same recruiting class)

305	Schwarber + Travis, 2012-14
285	Tibbitts + Pyne, 2022-24

Combined Doubles (three-year teammates; same recruiting class)

93	Schwarber + Travis, 2012-14
86	Tibbitts + Pyne, 2022-24

ALL-TIME NUMBERS

• Not only are Pyne and Tibbitts the veteran leaders of the team, but the pair of infield mainstays are starting to climb the ranks in IU's all-time record books.

Career Hits (first three seasons at Indiana)

At least 200 hits		
Rank	Player	Hits
1.	Jerrud Sabourin	268
2.	Alex Dickerson*	266
3.	Kyle Schwarber*	238
4.	Dustin DeMuth	237
5.	Sam Travis*	236
6.	Scott Donley	228
7.	Mickey Morandini*	212
8.	Josh Phegley*	207
9.	Andrew Means	203
	Josh Pyne	188
	Brock Tibbitts	182

* denotes future MLB player

JOLLY GETS GOING

• Jasen Oliver, one of the top recruits in IU's freshman class, was inserted into the starting lineup after the Troy series and has made an instant impact.

• Despite projecting as a potential future third baseman, Oliver has played at second base and hit throughout the bottom of the order. He had a four-hit, two-home run game against Middle Tennessee.

• His 13-game hitting streak ended on April 6th, 2024 but it was the sixth-longest streak by a true freshman at IU in the past 14 years.

True Freshman Hitting Streaks (since 2010)

Rank	Name	Hits	Year
1.	Sam Travis	17	2012
2.	Micah Johnson	16	2010
3.	Josh Pyne	15	2022
	Alex Dickerson	15	2009
5.	Ryan Fineman	14	2016
6.	Jasen Oliver	13	2024
7.	Devin Taylor	12	2023
8.	Tyler Cerny	11	2023
	Carter Mathison	11	2022
	Matt Gorski	11	2017

SOPHOMORE DUO

• Tyler Cerny and Devin Taylor have hit the cover off the ball in 2024, exchanging the team lead in hits over the past few weeks. Statistically, they've got the second most combined hits by a pair of Big Ten teammates (Rutgers).

90+ Hits (by a pair of teammates)

194 (99+95)	Dickerson + Sabourin (2010)
188 (98+90)	Phegley + Means (2008)
96 (50+46)	Taylor + Cerny (2024)

Indiana Single Season Hits List

Rank	Name	Hits	Year
8.	Dustin DeMuth	92	2013
	Kennard Jones	92	2002
	Dan Winters	92	1984
	Tyler Cerny	50	2024
	Devin Taylor	46	2024



Junior infielder Josh Pyne

OFFENSIVE PRODUCTION IN THE OUTFIELD

The Hoosiers have one of, if not, the most outstanding offensive outfields in the Big Ten and one of the best in the entire country.

It is helped by the veteran **Carter Mathison**, another member of the elite junior class, who has become one of the best all-around bats in program history.

Indiana All-Time Home Runs List

Rank	Name	HR	Years
7.	Matt Lloyd	37	2017-19
	Logan Sowers	37	2015-18
	Mckey Morandini*	37	1985-88
10.	Bill Mueller	36	1982-85
	Carter Mathison	36	2022-
12.	Kevin Orié	34	1991-93
13.	Josh Phegley*	32	2007-09

First Three Seasons - Home Runs List

At least 32 home runs

Rank	Name	HR	Years
1.	Alex Dickerson*	47	2009-11
2.	Kyle Schwarber*	40	2012-14
3.	Matt Lloyd	37	2017-19
4.	Carter Mathison	36	2022-
5.	Kevin Orié	34	1991-93
6.	Mike Sabo	33	1985-88
7.	Vasili Spanos	32	2000-03
	Josh Phegley*	32	2007-09

*indicates future MLB player**

EXPERIENCE GALORE

Indiana boasts one of the most veteran outfields in the entire country. Four of the six players have at least two years of college baseball under their belts while Devin Taylor started 50+ games a season ago.

Career Appearances (in college)

Carter Mathison	155
Morgan Colopy	131
Nick Mitchell	122*
Sam Murrison	101
Devin Taylor	87
Andrew Wiggins	22

** began career at Western Illinois*

FREE BASES

IU's outfield trio has been patient at the plate, working good counts and taking the free bases when they're there. Devin Taylor, who is pitched around plenty, and Carter Mathison are among the leaders in the conference in walks.

Indiana Single Season Walks List

Rank	Name	Walks	Years
8.	Josh Phegley	45	2009
	Phil Dauphin	45	1989
10.	Logan Kaletha	44	2018
	Kyle Schwarber	44	2014
	Benji Clause	44	1998
	Marty Wolfe	44	1991
	Mickey Morandini	44	1987
	Devin Taylor	26	2024
	Carter Mathison	26	2024
	Nick Mitchell	25	2024

OUTFIELDERS

OUTSTANDING OUTFIELD BATS

• Carter Mathison, Devin Taylor and Nick Mitchell are scheduled to feature as IU's three primary outfielders in some form in 2024. One of the most lethal offensive outfield trios in the country, IU's success at the plate will be heavily influenced by these three.

Combined Numbers (Mathison, Mitchell and Taylor)

Hits	436
RBI's	295
Home Runs	67
Doubles	83
Runs	333

MITCHELL FINDS HIS ROOTS

• Nick Mitchell, who spent his first two years at Western Illinois, is an Indiana native and played high school ball at Carmel. A .348 hitter in his first two years of college baseball, Mitchell was one of the biggest names available in the transfer portal.

THE NEXT GREAT FRESHMAN

• A product of Heritage Christian in Indianapolis, Andrew Wiggins was one of the best prep bats to make it to campus this year and could figure to be the next star outfielder at Indiana.

• Grant Richardson (2019), Carter Mathison (2022) and Devin Taylor (2023) all played significant roles in their first years and Wiggins could factor into the lineup as an outfielder or designated hitter.

Wiggins' Accomplishments (High School)

- 2023 No. 37 Overall Prospect (Perfect Game)
- 2023 No. 2 Overall Prospect in Indiana (Perfect Game)
- 2023 Collegiate Baseball High School All-American
- 2022 Perfect Game All-American Classic Participant

DEFENSIVE DEPTH

• A two-time Ironman Challenge champion at Indiana (IU's version of the Omaha Challenge), Morgan Colopy is in his fifth year of college baseball. One of the best defensive players in the Big Ten, Colopy is a reliable substitute for Jeff Mercer late in games.

• Colopy, who was named a top-50 senior by Perfect Game ahead of the 2024 season, is perhaps the best fifth outfielder in the Big Ten and the nation. IU has one of the deepest outfield groups in the conference with five/six guys that can play at any position.

ONE TO WATCH

• After an outstanding freshman season, that saw Taylor be named First Team All-Big Ten, Big Ten Freshman of the Year and a Freshman All-American, the Cincinnati, Ohio native is being tabbed for a big sophomore campaign.

Preseason Honors (Devin Taylor)

Outlet	Honor
Perfect Game	Second Team All-American
Perfect Game	No. 7 Ranked Sophomore
Perfect Game	No. 8 on Class of 2025 Draft Board
Perfect Game	Big Ten Player of the Year
D1 Baseball	Big Ten Player of the Year
D1 Baseball	No. 1 Big Ten 2025 Draft Prospect
Baseball America	Big Ten Player of the Year
Golden Spikes	Watch List
Big Ten	Preseason Player to Watch

EARLY RETURN ON TALENT

• Since being inserted into the starting lineup in March of 2023, Taylor has hit the cover off the ball. He hit 16 home runs in his rookie campaign (No. 2 among freshmen in program history) and already has six to the tally in 2024.

Most Home Runs in First Two Seasons (at Indiana)

Alex Dickerson	38
Carter Mathison	29
Kyle Schwarber	26
Devin Taylor	23*
Mike Sabo	22
Matt Lloyd	20

ON-BASE MERCHANT

• Nick Mitchell missed the first six games of the year but has been outstanding since entering the lineup. The Western Illinois transfer has hits in 23 of 27 games and has reached base in 24 of those contests

• He has eight multi-hit games and recorded a career high six RBI's against Butler on March 30th, highlighted by a massive grand slam. He had four hits and four RBI's in the opening win over Maryland on April 5th.

2024 Stats - Nick Mitchell (as of April 8th)

- .350 avg. (36-103), 38 R, 31 RBI, 3 HR, 8 2B, 3 3B, 25 BB
- Season long 12-game hitting streak (ended March 30th)
- Reached base in 24 of 27 games, hits in 23 of those
- 9 multi-hit and 10 multi-run games



Junior outfielder **Nick Mitchell**

BIG GAME ARMS

Ty Bothwell, best remembered for his heroics on the mound in the NCAA Regional final, has produced solid numbers through his career in Bloomington.

Indiana All-Time Strikeouts

Rank	Name	K's	Years
6.	Brian Partenheimer	235	1994-97
7.	Bob Scafa	229	1991-94
8.	Claron Veller	204	1929-31
9.	Scott Mudd	200	1992-95
	Ty Bothwell	189	2020-

Connor Foley, who became a starter for the first time this year, is quickly racking up strikeouts that put him among the best in program history

Indiana Single-Season Strikeouts

Rank	Name	K's	Year
7.	Pauly Milto	100	2019
8.	Andrew Saalfrank	98	2019
9.	Jonathan Stiever	97	2018
	McCade Brown	97	2021
	Connor Foley	64	2024

Bothwell and Ryan Kraft are climbing the career ranks in appearances as reliable options for the Hoosiers

Indiana All-Time Appearances

Rank	Name	Apps.	Years
9.	B.J. Sabol	68	2016-18
	Ryan Smith	68	2000-03
	Brian Partenheimer	68	1994-97
	Scott Mudd	68	1992-95
	Ty Bothwell	56	2020-
	Ryan Kraft	54	2022-

HOMEOWN HOOSIERS

IU will have a big collection of talented arms that were born and raised in the state. Heavy starters **Connor Foley** and **Brayden Risedorff** lead the way with a bevy of talented local players.

Indiana Natives (Pitchers)

Connor Foley	Jasper, Ind./Jasper
Jacob Vogel	North Vernon, Ind./Jennings County
Drew Buhr	Austin, Ind./Austin
Eli Shaw	Indianapolis, Ind./Warren Central
Ty Bothwell	Hebron, Ind./Boone Grove
Brayden Risedorff	Kendallville, Ind./East Noble
Aydan Decker-Petty	New Castle, Ind./New Castle

SOPHOMORE ARMS

Jeff Mercer and the Hoosiers will feature a deep collection of sophomores on the mound in 2024, all of which had lots of experience pitching in big moments as freshmen.

Continuing his desire to keep a deep prep pipeline open from the Midwest, pitching coach Dustin Glant will have a strong collection of young arms to feature this season.

Indiana Sophomores (Pitchers)

Pitcher	2023 Stats
Connor Foley	4-2, 3.72 ERA, 42 K's
Brayden Risedorff	3-1, 4.47 ERA, 60 K's, 6 SV's
Ethan Phillips	4-0, 26 K's
Evan Whiteaker	2-0, 13 APP's, 23 K's
Aydan Decker-Petty	1-0, 4.35 ERA
Cooper Katskee	1-1, 12 IP, 12 K's

PITCHERS

ASKED TO DO A LOT

• Left-handed pitcher Ryan Kraft has been a reliable option out of the bullpen for Jeff Mercer and pitching coach Dustin Glant over the past two years. Although he has struggled in 2024, he has been a valuable piece of the bullpen.

• After taking his lumps to the tune of a 9.78 ERA in his freshman year, Kraft came through with a 2.48 ERA in 61.2 IP during his sophomore campaign. The last pitcher to make 20+ appearances in three-straight years for IU was B.J. Sabol (2016-18).

Yearly Appearances (Ryan Kraft)

2024	8
2023	21
2022	25

BIG GAME TY

• A solid piece for the Hoosiers over his time in Bloomington, sixth-year senior Ty Bothwell has taken his game to the next level in 2024. He's now turned into the Friday starter since the Butler weekend has given everything he's got to the team.

• In games against Troy and Belmont, he gave the Hoosiers an opportunity to take the lead but the offense couldn't come through in either contest.

2024 Statistics

• 4-1, 4.87 ERA, 40 K, 11 BB, 22 ER, 1 SV

FOLEY TAKES MASSIVE STEP FORWARD

• One of the most physically imposing players on the IU roster, sophomore right-hander Connor Foley (6-5, 235) has taken over the Saturday role on the mound and run with it.

• Despite not making a start in 2023, Foley has gone 4-1 (3.21 ERA) through eight starts this season. He conceded just four runs while striking out 21 batters in wins over No. 18 Coastal Carolina, Baylor and No. 25 Dallas Baptist.

• He touched 99 mph against Dallas Baptist and has developed a pair of off-speed pitches to go with his strong fastball. Despite not traveling the first handful of weekends in 2023, Foley has become one of the best arms in the program.

• IU is 7-1 in games that Foley starts. He's thrown 13 scoreless innings in two starts in Big Ten play this year with 20 strikeouts combined.

HIT THE PORTAL

• Head coach Jeff Mercer and pitching coach Dustin Glant dipped in the portal to find some arms to supplement a strong collection of returners.

• Jack Moffitt and Julian Tonghini are among the group of newcomers that have been highly successful so far in Bloomington.

New Pitchers (Transfer Portal)

Player	Former School
Jack Moffitt	Gonzaga
Brandon Keyster	John A. Logan College
Drew Buhr	Bellarmine
Ty Rybarczyk	Illinois
Julian Tonghini	Boston College
Ben Grable*	Northwestern
Matthew Bohnert*	Lipscomb

* medical redshirt in 2024

BIG ARMS, LITERALLY

• If you include Luke Sinnard, who will take a medical redshirt in 2024, IU boasts some of the tallest pitchers in the nation. IU's three biggest pitchers would make a formidable front court in basketball.

Size on the Mound (Pitchers)

Player	Height
Luke Sinnard*	6-8
Jacob Vogel	6-7
Jack Moffitt	6-7

* medical redshirt in 2024

TRYING TO FIND A ROLE

• Without Luke Sinnard, Ben Grable, Matthew Bohnert and Ty Rybarczyk (for the first month), IU has had to dip into the entire bullpen to piece together innings. The beginning of games has especially been a struggle so far.

• The following pitchers have had to take on bigger roles than expected and are trying to find where they fit into the rotation.

Pitching Roles a Question

Player	'24 Stats
Jacob Vogel	0-0, 0.96 ERA, 10 app.
Jack Moffitt	1-1, 5.29 ERA, 10 app.
Drew Buhr	0-1, 5.02 ERA, 12 app.
Brandon Keyster	0-0, 5.40 ERA, 13 app.
Aydan Decker-Petty	0-0, 10.12 ERA, 7 app.



Sophomore pitcher **Connor Foley**

LINEUP NOTES

GAME-BY-GAME OFFENSIVE STARTERS

Date	Opponent	1	2	3	4	5	6	7	8	9
2/16	Duke	Mathison	Pyne	Taylor	Tibbitts	Cerny	Shepard	Stadler	Colopy	Burckel
2/17	Coastal Carolina	Mathison	Pyne	Taylor	Tibbitts	Cerny	Stadler	Shepard	Colopy	Burckel
2/18	George Mason	Mathison	Pyne	Taylor	Tibbitts	Cerny	Shepard	Colopy	Sefcik	Burckel
2/20	Miami (Ohio)	Mathison	Pyne	Taylor	Tibbitts	Cerny	Brenczewski	Wiggins	Sefcik	Burckel
2/23	Baylor	Mathison	Pyne	Taylor	Tibbitts	Cerny	Stadler	Sefcik	Colopy	Burckel
2/24	Baylor	Mathison	Pyne	Taylor	Tibbitts	Cerny	Stadler	Sefcik	Colopy	Burckel
2/25	Baylor	Mathison	Pyne	Taylor	Tibbitts	Cerny	Mitchell	Brenczewski	Colopy	Burckel
2/27	Purdue Fort Wayne	Mathison	Pyne	Taylor	Tibbitts	Cerny	Mitchell	Brenczewski	Colopy	Carlson
3/1	Alabama	Mitchell	Taylor	Tibbitts	Mathison	Pyne	Stadler	Cerny	Brenczewski	Burckel
3/2	Dallas Baptist	Mitchell	Pyne	Taylor	Tibbitts	Mathison	Cerny	Brenczewski	Bode	Burckel
3/3	Arizona	Mitchell	Pyne	Taylor	Tibbitts	Mathison	Cerny	Brenczewski	Colopy	Burckel
3/6	Northern Kentucky	Mitchell	Pyne	Taylor	Tibbitts	Mathison	Cerny	Stadler	Colopy	Burckel
3/9	Troy	Mitchell	Taylor	Tibbitts	Mathison	Pyne	Cerny	Stadler	Wiggins	Burckel
3/10	Troy	Mitchell	Taylor	Tibbitts	Mathison	Cerny	Pyne	Colopy	Brenczewski	Burckel
3/10	Troy	Mitchell	Taylor	Tibbitts	Mathison	Cerny	Pyne	Bode	Stadler	Burckel
3/12	Vanderbilt	Mitchell	Taylor	Tibbitts	Mathison	Pyne	Cerny	Brenczewski	Colopy	Burckel
3/13	Illinois State	Mitchell	Taylor	Tibbitts	Mathison	Pyne	Cerny	Bode	Stadler	Oliver
3/15	Belmont	Mitchell	Taylor	Tibbitts	Mathison	Pyne	Cerny	Bode	Stadler	Oliver
3/16	Belmont	Mitchell	Pyne	Tibbitts	Mathison	Cerny	Brenczewski	Colopy	Stadler	Oliver
3/17	Belmont	Mitchell	Pyne	Taylor	Tibbitts	Cerny	Mathison	Colopy	Brenczewski	Oliver
3/19	Indiana State	Mitchell	Pyne	Taylor	Tibbitts	Cerny	Mathison	Colopy	Stadler	Oliver
3/22	Illinois	Mitchell	Cerny	Taylor	Tibbitts	Mathison	Pyne	Stadler	Colopy	Oliver
3/23	Illinois	Mathison	Cerny	Taylor	Tibbitts	Mitchell	Pyne	Brenczewski	Oliver	Sefcik
3/24	Illinois	Mathison	Cerny	Taylor	Tibbitts	Mitchell	Pyne	Brenczewski	Oliver	Colopy
3/26	Middle Tennessee	Mathison	Cerny	Taylor	Tibbitts	Mitchell	Pyne	Brenczewski	Oliver	Colopy
3/28	Butler	Mathison	Cerny	Taylor	Tibbitts	Mitchell	Brenczewski	Pyne	Oliver	Stadler
3/29	Butler	Mathison	Cerny	Taylor	Tibbitts	Mitchell	Brenczewski	Pyne	Oliver	Wiggins
3/30	Butler	Mathison	Cerny	Taylor	Tibbitts	Mitchell	Brenczewski	Pyne	Wiggins	Oliver
3/30	Butler	Mathison	Cerny	Taylor	Tibbitts	Mitchell	Oliver	Wiggins	Pyne	Stadler
4/2	Indiana State	Mathison	Cerny	Taylor	Tibbitts	Mitchell	Oliver	Wiggins	Brenczewski	Pyne
4/5	Maryland	Mathison	Oliver	Taylor	Cerny	Mitchell	Brenczewski	Stadler	Pyne	Wiggins
4/6	Maryland	Mathison	Oliver	Taylor	Cerny	Mitchell	Brenczewski	Stadler	Pyne	Wiggins
4/7	Maryland	Mathison	Oliver	Taylor	Cerny	Mitchell	Brenczewski	Stadler	Pyne	Wiggins
4/12	Penn State	-	-	-	-	-	-	-	-	-
4/13	Penn State	-	-	-	-	-	-	-	-	-
4/14	Penn State	-	-	-	-	-	-	-	-	-
4/16	Evansville	-	-	-	-	-	-	-	-	-
4/19	Minnesota	-	-	-	-	-	-	-	-	-
4/20	Minnesota	-	-	-	-	-	-	-	-	-
4/21	Minnesota	-	-	-	-	-	-	-	-	-
4/23	Ball State	-	-	-	-	-	-	-	-	-
4/26	Rutgers	-	-	-	-	-	-	-	-	-
4/27	Rutgers	-	-	-	-	-	-	-	-	-
4/28	Rutgers	-	-	-	-	-	-	-	-	-
5/3	Purdue	-	-	-	-	-	-	-	-	-
5/4	Purdue	-	-	-	-	-	-	-	-	-
5/5	Purdue	-	-	-	-	-	-	-	-	-
5/7	Cincinnati	-	-	-	-	-	-	-	-	-
5/10	Nebraska	-	-	-	-	-	-	-	-	-
5/11	Nebraska	-	-	-	-	-	-	-	-	-
5/12	Nebraska	-	-	-	-	-	-	-	-	-
5/14	Louisville	-	-	-	-	-	-	-	-	-
5/16	Michigan	-	-	-	-	-	-	-	-	-
5/17	Michigan	-	-	-	-	-	-	-	-	-
5/18	Michigan	-	-	-	-	-	-	-	-	-



Redshirt senior outfielder Morgan Colopy

CAREER GAMES PLAYED AT INDIANA (Offense, min. 60 apps.)

Player	GP/GS
Carter Mathison	155/151
Brock Tibbitts	152/150
Josh Pyne	152/151
Morgan Colopy	130/82
Sam Murrison	101/34
Tyler Cerny	92/90
Devin Taylor	87/83


CAREER GAMES PLAYED AT INDIANA (Pitching, min. 18 apps.)

Player	APP/GS
Ty Bothwell	56/17
Ryan Kraft	54/4
Brayden Risedorph	37/9
Grant Holderfield	33/2
Connor Foley	28/8
Seti Manase	21/14
Ethan Phillips	27/9
Evan Whiteaker	19/2

LINEUP NOTES

GAME-BY-GAME DEFENSIVE STARTERS

Date	Opponent	C	1B	2B	3B	SS	LF	CF	RF	DH
2/16	Duke	Stadler	Tibbitts	Burckel	Pyne	Cerny	Taylor	Mathison	Colopy	Shepard
2/17	Coastal Carolina	Stadler	Tibbitts	Burckel	Pyne	Cerny	Taylor	Mathison	Colopy	Shepard
2/18	George Mason	Tibbitts	Shepard	Burckel	Pyne	Cerny	Taylor	Mathison	Colopy	Sefcik
2/20	Miami (Ohio)	Tibbitts	Brenczewski	Burckel	Pyne	Cerny	Taylor	Mathison	Wiggins	Sefcik
2/23	Baylor	Stadler	Tibbitts	Burckel	Pyne	Cerny	Taylor	Mathison	Colopy	Sefcik
2/24	Baylor	Stadler	Tibbitts	Burckel	Pyne	Cerny	Taylor	Mathison	Colopy	Sefcik
2/25	Baylor	Tibbitts	Brenczewski	Burckel	Pyne	Cerny	Taylor	Mathison	Colopy	Mitchell
2/27	Purdue Fort Wayne	Tibbitts	Brenczewski	Carlson	Pyne	Cerny	Taylor	Colopy	Mitchell	Mathison
3/1	Alabama	Stadler	Tibbitts	Burckel	Pyne	Cerny	Taylor	Mathison	Mitchell	Brenczewski
3/2	Dallas Baptist	Tibbitts	Brenczewski	Burckel	Pyne	Cerny	Taylor	Mathison	Mitchell	Bode
3/3	Arizona	Tibbitts	Brenczewski	Burckel	Pyne	Cerny	Taylor	Mathison	Colopy	Mitchell
3/6	Northern Kentucky	Stadler	Tibbitts	Burckel	Pyne	Cerny	Taylor	Colopy	Mitchell	Mathison
3/9	Troy	Stadler	Tibbitts	Burckel	Pyne	Cerny	Taylor	Mathison	Mitchell	Wiggins
3/10	Troy	Tibbitts	Brenczewski	Burckel	Pyne	Cerny	Taylor	Mathison	Colopy	Mitchell
3/10	Troy	Stadler	Tibbitts	Burckel	Pyne	Cerny	Taylor	Mathison	Mitchell	Bode
3/12	Vanderbilt	Tibbitts	Brenczewski	Burckel	Pyne	Cerny	Colopy	Mathison	Mitchell	Taylor
3/13	Illinois State	Stadler	Tibbitts	Oliver	Pyne	Cerny	Taylor	Mathison	Mitchell	Bode
3/15	Belmont	Stadler	Tibbitts	Oliver	Pyne	Cerny	Taylor	Mathison	Mitchell	Bode
3/16	Belmont	Tibbitts	Brenczewski	Oliver	Pyne	Cerny	Colopy	Mathison	Mitchell	Stadler
3/17	Belmont	Tibbitts	Brenczewski	Oliver	Pyne	Cerny	Taylor	Mathison	Colopy	Mitchell
3/19	Indiana State	Stadler	Tibbitts	Oliver	Pyne	Cerny	Taylor	Colopy	Mitchell	Mathison
3/22	Illinois	Stadler	Tibbitts	Oliver	Pyne	Cerny	Taylor	Mathison	Colopy	Mitchell
3/23	Illinois	Tibbitts	Brenczewski	Oliver	Pyne	Cerny	Taylor	Mathison	Mitchell	Sefcik
3/24	Illinois	Tibbitts	Brenczewski	Oliver	Pyne	Cerny	Taylor	Mathison	Colopy	Mitchell
3/26	Middle Tennessee	Tibbitts	Brenczewski	Oliver	Pyne	Cerny	Taylor	Mathison	Colopy	Mitchell
3/28	Butler	Stadler	Tibbitts	Oliver	Pyne	Cerny	Taylor	Mathison	Mitchell	Brenczewski
3/29	Butler	Tibbitts	Brenczewski	Oliver	Pyne	Cerny	Taylor	Mathison	Mitchell	Wiggins
3/30	Butler	Tibbitts	Brenczewski	Oliver	Pyne	Cerny	Taylor	Mathison	Mitchell	Wiggins
3/30	Butler	Stadler	Tibbitts	Oliver	Pyne	Cerny	Taylor	Mathison	Mitchell	Wiggins
4/2	Indiana State	Tibbitts	Brenczewski	Oliver	Pyne	Cerny	Taylor	Mathison	Mitchell	Wiggins
4/5	Maryland	Stadler	Brenczewski	Oliver	Pyne	Cerny	Taylor	Mathison	Mitchell	Wiggins
4/6	Maryland	Stadler	Brenczewski	Oliver	Pyne	Cerny	Taylor	Mathison	Mitchell	Wiggins
4/7	Maryland	Stadler	Brenczewski	Oliver	Pyne	Cerny	Taylor	Mathison	Mitchell	Wiggins
4/12	Penn State	-	-	-	-	-	-	-	-	-
4/13	Penn State	-	-	-	-	-	-	-	-	-
4/14	Penn State	-	-	-	-	-	-	-	-	-
4/16	Evansville	-	-	-	-	-	-	-	-	-
4/19	Minnesota	-	-	-	-	-	-	-	-	-
4/20	Minnesota	-	-	-	-	-	-	-	-	-
4/21	Minnesota	-	-	-	-	-	-	-	-	-
4/23	Ball State	-	-	-	-	-	-	-	-	-
4/26	Rutgers	-	-	-	-	-	-	-	-	-
4/27	Rutgers	-	-	-	-	-	-	-	-	-
4/28	Rutgers	-	-	-	-	-	-	-	-	-
5/3	Purdue	-	-	-	-	-	-	-	-	-
5/4	Purdue	-	-	-	-	-	-	-	-	-
5/5	Purdue	-	-	-	-	-	-	-	-	-
5/7	Cincinnati	-	-	-	-	-	-	-	-	-
5/10	Nebraska	-	-	-	-	-	-	-	-	-
5/11	Nebraska	-	-	-	-	-	-	-	-	-
5/12	Nebraska	-	-	-	-	-	-	-	-	-
5/14	Louisville	-	-	-	-	-	-	-	-	-
5/16	Michigan	-	-	-	-	-	-	-	-	-
5/17	Michigan	-	-	-	-	-	-	-	-	-
5/18	Michigan	-	-	-	-	-	-	-	-	-



Sophomore infielder **Tyler Cerny**

2024 PITCHING APPEARANCES

Player	GP/GS	IP	Strikeouts
Connor Foley	8/8	42.0	64
Brayden Risedorph	12/4	26.1	33
Ryan Kraft	8/0	13.2	12
Grant Holderfield	8/0	10.0	14
Ethan Phillips	12/7	23.2	26
Jack Moffitt	10/1	17.0	17
Evan Whiteaker	6/0	9.0	10
Drew Buhr	12/0	14.1	21
Ty Bothwell	9/2	40.2	40
Jacob Vogel	10/0	9.1	12
Ryan Rushing	5/0	7.0	6
Julian Tonghini	9/1	18.0	15
Seth Benes	3/2	3.0	2
Eli Shaw	5/0	5.0	7
Seti Manase	7/0	9.0	8
Aydan Decker-Petty	7/1	10.2	8
Cooper Katskee	3/0	3.1	6
Brandon Keyster	13/0	11.2	13
Ty Rybarczyk	5/5	10.1	10

2024 OFFENSIVE APPEARANCES

Player	GP/GS	Batting Avg.	Hits
Brock Tibbitts	30/30	.336	38
Devin Taylor	32/32	.359	46
Josh Pyne	33/33	.279	39
Carter Mathison	33/33	.266	34
Tyler Cerny	33/33	.350	50
Nick Mitchell	27/27	.350	36
Brandon Burckel	21/15	.088	3
Joey Brenzewski	26/20	.325	25
Andrew Wiggins	22/9	.273	9
Jake Stadler	24/18	.295	18
Jasen Oliver	21/17	.338	23
TJ Schuyler	7/0	-	-
AJ Shepard	3/3	.300	3
Hayden Carlson	9/1	.000	0
Morgan Colopy	23/17	.231	15
Cal Sefcik	15/5	.040	1
Sam Murrison	7/0	1.000	1
Austin Bode	12/4	.313	5



BULLPEN TRACKER

Below is a listing of decisions (win or loss), holds and saves/blown saves from the Indiana bullpen in 2024.

NOTE: A hold occurs when a relief pitcher enters the game in a save situation and maintains the team's lead, while recording at least one out. In order for a pitcher to be credited with a hold one of two conditions must be met: 1) He enters with a lead of three runs or less and maintains that lead while recording at least one out. 2) He enters the game with the tying run on-deck, at the plate or on the bases, and records an out.

Opponent	Result	Pitcher	Line
Coastal Carolina	Win (1)	Bothwell, Ty	5.0 IP, 4 H, 2 ER, 3 K
George Mason	Win (1)	Manase, Seti	2.1 IP 1 H, 1 R, 2 K
	Save (1)	Tonghini, Julian	3.0 IP, 1 H, 2 K
Miami (Ohio)	Win (1)	Holderfield, Grant	1.0 IP, 1 H
	Hold (1)	Buhr, Drew	1.1 IP, 1 H, 2 K
Baylor	Win (1)	Tonghini, Julian	3.2 IP, 1 H, 2 K
	Save (1)	Holderfield, Grant	2.0 IP, 1 H, 4 K
Baylor	Save (1)	Bothwell, Ty	3.0 IP, 3 H, 1 R, 3 K
Baylor	Win (1)	Kraft, Ryan	2.2 IP, 5 H, 1 R, 2 K
Purdue Fort Wayne	Loss (1)	Katskee, Cooper	1.2 IP, 4 H, 3 R, 4 K
Dallas Baptist	Win (2)	Bothwell, Ty	4.2 IP, 6 H, 3 R, 2 ER, 5 K
Arizona	Loss (1)	Holderfield, Grant	1.1 IP, 3 H, 6 ER, 3 BB, 1 K
Northern Kentucky	Save (2)	Tonghini, Julian	3.1 IP, 1 H, 4 K
Troy	Win (1)	Moffitt, Jack	3.2 IP, 2 H, 1 R, 0 ER, 4 K
	Save (1)	Kraft, Ryan	3.0 IP, 1 H, 1 R, 3 K
Troy	Loss (1)	Buhr, Drew	1.2 IP, 3 H, 3 R, 2 ER, 3 K
Belmont	Win (2)	Phillips, Ethan	1.0 IP, 2 H, 1 R, 1 ER, 2 K
Indiana State	Loss (3)	Risedorph, Brayden	1.1 IP, 4 H, 6 R, 6 ER, 2 K
Illinois	Loss (1)	Bothwell, Ty	3.0 IP, 3 H, 4 R, 4 ER, 2 BB, 0 K
Middle Tennessee	Save (1)	Risedorph, Brayden	2.0 IP, 1 H, 0 R, 0 ER, 6 K
Butler	Loss (4)	Risedorph, Brayden	2.2 IP, 2 H, 3 R, 3 ER, 2 BB, 2 K
Indiana State	Win (4)	Phillips, Ethan	2.0 IP, 2 H, 1 R, 1 ER, 4 K
Maryland	Hold (1)	Phillips, Ethan	0.2 IP, 0 H, 2 BB
	Hold (1)	Keyster, Brandon	0.1 IP, 0 H, 0 R
Maryland	Loss (5)	Risedorph, Brayden	0.1 IP, 2 H, 1 R, 1 ER, 1 K

THE LAST TIME AN INDIANA TEAM..

Won 15+ Consecutive Games	18 - March 10-April 6, 2013
Won 10+ Consecutive Games	12 - February 28-March 22, 2015
Won 10+ Consecutive Big Ten Games	10 - March 28-April 25, 2014
Won 5+ Consecutive Big Ten Games	6 - May 5-14, 2023
Lost 5+ Consecutive Games	5 - May 16-23, 2021
Lost 5+ Consecutive Big Ten Games	5 - May 16-23, 2021
Swept a Three-Game Series	Purdue; May 12-14, 2023
at Home	Purdue; May 12-14, 2023
on The Road	at Northwestern; May 5-7, 2023
Swept a Non-Conference Three-Game Series	at Baylor, February 23-25, 2024
at Home	Ohio; April 21-23, 2023
on The Road	at Baylor, February 23-25, 2024
Swept a Three-Game Big Ten Series	Purdue; May 12-14, 2023
at Home	Purdue; May 12-14, 2023
on The Road	at Northwestern; May 5-7, 2023
Was Swept in a Three-Game Series	Maryland; April 28-30, 2023
at Home	Maryland; April 28-30, 2023
on The Road	at Iowa; May 19-21, 2022
Was Swept in a Three-Game Non-Conference Series	at Troy; March 11-13, 2022
at Home	Minnesota; April 22-23, 2011
on The Road	at Troy; March 11-13, 2022
Was Swept in a Three-Game Big Ten Series	Maryland; April 28-30, 2023
at Home	Maryland; April 28-30, 2023
on The Road	at Iowa; May 19-21, 2022
Played An Extra-Inning Game	W, 5-2 (12 innings) - at Northwestern; May 6, 2023
Won An Extra-Inning Game	W, 5-2 (12 innings) - at Northwestern; May 6, 2023
Lost An Extra-Inning Game	L, 5-6 (11 innings) - vs. Maryland; May 26, 2022 #
Played Consecutive Extra-Inning Games	April 2 & 4, 2017; Nebraska (T, 1-1; 11 innings), Ball State (W, 3-2; 11 innings)
Played Three Consecutive Extra-Inning Games	March 15-17, 2011; vs. Jacksonville (W, 7-6; 10 innings), vs. UMass (W, 11-10; 11 innings), vs. Bucknell (L, 4-5; 10 innings)
Won Consecutive Games in Extra Innings	March 15-16, 2011; vs. Jacksonville (W, 7-6; 10 innings), vs. UMass (W, 11-10; 11 innings)
Won on a Walk-Off	W, 2-0 - Iowa; April 8, 2023 <i>Morgan Colopy two-run home run in the 10th inning</i>
Won Consecutive Games Via A Walk-Off	April 11 & 13, 2012; Indiana State (W, 8-7), Michigan State (W, 3-2) <i>Chris Sujka RBI bunt single in the ninth inning</i> <i>Michael Basil scored on wild pitch in ninth inning</i>

THE LAST TIME AN INDIANA PITCHING STAFF...

Threw a No-Hitter	McCade Brown (5 IP), Braydon Tucker (4 IP); Illinois, April 10, 2021
Held Opponent To 1 Hit	Minnesota; May 15, 2022
Held Opponent To 2 Hits	Purdue Fort Wayne; March 8, 2022
Struck Out 20+ Batters	21 - Ball State; April 18, 2018
Struck Out 15+ Batters	16 - Indiana State; April 2, 2024
Did Not Issue A Walk	Butler; March 29, 2024
Shut Out An Opponent	at Northwestern (4-0); May 5, 2023
at Home	Iowa (2-0); April 8, 2023
on The Road	at Northwestern (4-0); May 5, 2023
Neutral Site Game	vs. Washington (1-0); March 18, 2019
Postseason Game	vs. Texas Southern (6-0); June 2, 2018 %
Back-To-Back Shutouts	2014 (Western Kentucky [1-0], Michigan State [7-0])
Three Straight Shutouts	March 24-26, 1988 (at Butler [14-0], at Rose-Hulman [10-0], at Rose-Hulman [2-0])
Four Straight Shutouts	April 6-10, 1937 (Carleton [8-0], DePauw [7-0], Miami (Ohio) [10-0], Miami (Ohio) [7-0])
Shut Out A Big Ten Opponent	at Northwestern (4-0); May 5, 2023
at Home	Iowa (2-0); April 8, 2023
on The Road	at Northwestern (4-0); May 5, 2023
Neutral Site	vs. Michigan (5-0); May 22, 2014 #

GOING YARD

Below is a listing of home runs for the 2024 season, including some expanded data when available.

Game	Name	Inning	On Base	Distance
1	Cerny, Tyler	6	1	364 feet
1	Mathison, Carter	7	1	402 feet
2	Burckel, Brandon	8	0	350 feet
2	Shepard, AJ	9	1	398 feet
3	Shepard, AJ	3	1	385 feet
3	Colopy, Morgan	3	0	372 feet
3	Mathison, Carter	8	2	418 feet
4	Pyne, Josh	3	2	402 feet
5	Colopy, Morgan	3	1	410 feet
6	Taylor, Devin	3	0	403 feet
6	Colopy, Morgan	4	0	355 feet
7	Taylor, Devin	1	1	398 feet
7	Tibbitts, Brock	3	0	423 feet
7	Colopy, Morgan	7	3	357 feet
7	Taylor, Devin	8	0	411 feet
8	Mathison, Carter	8	2	423 feet
12	Wiggins, Andrew	3	1	-
12	Stadler, Jake	5	1	410 feet
13	Mitchell, Nick	1	0	406 feet
14	Mathison, Carter	3	1	348 feet
14	Taylor, Devin	7	1	335 feet
15	Mathison, Carter	4	1	418 feet
19	Cerny, Tyler	3	2	456 feet
19	Tibbitts, Brock	7	1	386 feet
20	Cerny, Tyler	7	1	350 feet
25	Oliver, Jasen	3	2	360 feet
25	Oliver, Jasen	8	2	-
25	Murrison, Sam	8	2	410 feet
25	Mathison, Carter	8	2	387 feet
27	Cerny, Tyler	5	1	427 feet
27	Taylor, Devin	5	0	422 feet
27	Tibbitts, Brock	6	1	-
28	Wiggins, Andrew	1	1	433 feet
28	Mitchell, Nick	2	3	426 feet
28	Cerny, Tyler	3	2	379 feet
28	Taylor, Devin	5	0	375 feet
28	Oliver, Jasen	5	2	412 feet
30	Cerny, Tyler	4	3	369 feet
30	Pyne, Josh	6	1	-
30	Mathison, Carter	7	0	436 feet
32	Mitchell, Nick	1	2	385 feet
32	Pyne, Josh	6	2	338 feet
33	Taylor, Devin	4	0	390 feet

THE LAST TIME AN INDIANA OFFENSE...

Scored 40+ Runs	45 - Butler; April 11, 1896
Scored 30+ Runs	30 - IU-Southeast; April 30, 1997
Scored 25+ Runs	26 - Purdue; May 12, 2023
Scored 20+ Runs	22 - Butler - 1; March 30, 2024
Scored 15+ Runs	15 - Maryland; April 5, 2024
Scored 10+ Runs In An Inning	11 (7th inning) - Indiana State; March 21, 2023
Scored 9+ Runs In An Inning	11 (7th inning) - Indiana State; March 21, 2023
Scored 8+ Runs In An Inning	8 (6th Inning) - Purdue; May 12, 2023
Had 30+ Hits	N/A
Had 25+ Hits	25 - Purdue; May 12, 2023
Had 20+ Hits	20 - Butler - 1; March 30, 2024
Had 20+ Hits in Back-to-Back Games	N/A
Had 9+ Home Runs	9 - at Maryland; March 30, 2019
Had 8+ Home Runs	8 - Purdue; May 12, 2023
Had 7+ Home Runs	8 - Purdue; May 12, 2023
Had 6+ Home Runs	8 - Purdue; May 12, 2023
Had 5+ Home Runs	5 - Butler - 1; March 30, 2024
Hit Back-To-Back Home Runs	5th Inning, Tyler Cerny (two-run) and Devin Taylor (solo) - Butler - 1; March 30, 2024
Hit Back-To-Back-To-Back Home Runs	8th Inning, Jasen Oliver (two-run), Sam Murrison (solo) and Carter Mathison (solo) - Middle Tennessee; March 26, 2024
Had 3+ Triples	3 - vs. Valparaiso; March 2, 2008
Had 9+ Doubles	9 - Kentucky; March 15, 2022
Had 8+ Doubles	9 - Kentucky; March 15, 2022
Had 7+ Doubles	7 - Miami (Ohio); February 20, 2024
Had 6+ Doubles	6 - Maryland; April 5, 2024
Had 15+ Walks	16 - Ball State; April 18, 2018
Had 10+ Walks	11 - Maryland; April 6, 2024
Had 10+ Stolen Bases	12 - Indiana State; April 18, 2006
Had 9+ Stolen Bases	9 - at North Florida; March 14, 2007
Had 8+ Stolen Bases	8 - Butler; February 28, 2023
Didn't Strikeout in a Game	Iowa; April 1, 2012
Had Two or Fewer Strikeouts	1 - Butler; March 29, 2024
Was Shut Out	vs. Alabama (0-12); March 1, 2024
at Home	Penn State (0-3); April 5, 2019
on The Road	at Indiana State (0-4); April 4, 2023

THE LAST TIME AN INDIANA DEFENSE HAD...

Turned 5+ Double Plays	6 - at Michigan State; May 17, 2008
Turned 4+ Double Plays	4 - vs. Texas A&M; June 3, 2018 %
Turned 3+ Double Plays	3 - at Illinois-2; April 15, 2023
Turned A Triple Play	vs. Radford; May 30, 2015 %
Had 5+ Errors	5 - vs. Nebraska; May 8, 2021
Had 4+ Errors	4 - vs. Belmont; March 17, 2024
Threw Out 4 Base Runners	4 - Northern Illinois; March 17, 2018
Threw Out 3 Base Runners	3 - at Texas; February 26, 2023

THE LAST TIME AN INDIANA BATTER HAD...

Hit for the Cycle	Josh Phegley; Valparaiso, March 2, 2008
Walk-Off Hit	Morgan Colopy (2-run HR); Iowa, April 8, 2023
Walk-Off Home Run	Morgan Colopy (2-run HR); Iowa, April 8, 2023
8+ At-Bats	8 - Jeremy Houston; Ball State, April 18, 2018
5 Hits	5 - Phillip Glasser; Bellarmine, March 11, 2023
4+ Hits	4 - Joey Brenczewski/Nick Mitchell; Maryland, April 5, 2024
2+ Hits In An Inning	Carter Mathison (bottom seventh; single and single); Baylor, Feb. 25, 2024
6 Runs Scored	6 - Phillip Glasser; Purdue, May 12, 2023
5+ Runs Scored	5 - Nick Mitchell; Maryland, April 5, 2024
4+ Runs Scored	5 - Nick Mitchell; Maryland, April 5, 2024
3+ Doubles	3 - Phillip Glasser; Kentucky, March 15, 2022
2+ Triples	2 - Casey Rodriguez; College of Charleston, February 28, 2015
4 Home Runs	4 - Byron Bradley; Tri-State, March 5, 1992
3+ Home Runs	3 - Grant Richardson; Maryland, March 30, 2019
2+ Home Runs	2 - Jasen Oliver; Middle Tennessee, March 26, 2024
Inside-The-Park Home Run	Matt Gorski; at Purdue, April 25, 2018
Pinch Hit Home Run	Andrew Wiggins (3rd inning, 2-run HR); Northern Kentucky, March 6, 2024
Leadoff Home Run (Top or bottom of 1st inning)	Nick Mitchell; Troy, March 9, 2024
2+ HR In An Inning	Hunter Jessee (bottom sixth; solo HR & 3-run HR); Purdue, May 12, 2023
Hit a Grand Slam	Tyler Cerny; Indiana State, April 2, 2024
A Walk-Off Grand Slam	Logan Kaletha; vs. South Alabama, February 18, 2018
10+ RBIs	Never
9+ RBIs	9 - Mike Smith; Milwaukee, March 1, 1992
8+ RBIs	9 - Mike Smith; Milwaukee, March 1, 1992
7+ RBIs	7 - Matt Ellis; at Missouri State, March 5, 2022
15+ Total Bases	15 - Josh Phegley; at Northwestern, March 24, 2007
10+ Total Bases	10 - Jasen Oliver; Middle Tennessee, March 26, 2024
5+ Walks	5 - Logan Sowers; Ball State, April 18, 2018
4+ Walks	4 - Nick Mitchell; Belmont, March 17, 2024
3+ Walks	3 - Jake Stadler; Maryland, April 6, 2024
4+ Stolen Bases	4 - Micah Johnson; Evansville, March 27, 2011
3+ Stolen Bases	3 - Tyler Cerny; Butler, February 28, 2023
Stole Home	Carter Mathison; Illinois, March 23, 2024

THE LAST TIME AN INDIANA PITCHER HAD...

A Perfect Game	N/A
A No-Hitter	McCade Brown (5 IP), Braydon Tucker (4 IP); Illinois, April 10, 2021
A Complete Game No-Hitter	Mark Gramer (7 IP); Rose-Hulman, April 25, 1984
A Complete Game (9 Inn.)	Bradley Brehmer; vs. Illinois, May 27, 2022 #
A Complete-Game Shutout	Kyle Hart (9.0 IP); Georgia Southern, April 21, 2012
at Home	Kyle Hart (9.0 IP); Georgia Southern, April 21, 2012
on The Road	Tyler Tufts (7.0 IP); at Penn State, April 29, 2006
Neutral Site	Pauly Milto (9.0 IP); vs. Texas Southern, June 2, 2018 %
Big Ten Game	Tyler Tufts (7.0 IP); at Penn State, April 29, 2006
as a Freshman	Tyler Tufts (7.0 IP); at Penn State, April 29, 2006
Postseason Game	Pauly Milto (9.0 IP); vs. Texas Southern, June 2, 2018 %
16 Strikeouts	16 - McCade Brown; Penn State, March 13, 2021
15+ Strikeouts	16 - McCade Brown; Penn State, March 13, 2021
10+ Strikeouts	10 - Connor Foley; Maryland, April 6, 2024



Morgan Colopy hits a walk-off home run against Iowa in 2023.



BART KAUFMAN FIELD

Bart Kaufman Field Dedication: April 27, 2013

Capacity: 2,500

On August 19, 2011, the Indiana University Board of Trustees approved plans for a new baseball–softball complex. These new fields would be located just north of Assembly Hall, near the intersection of the 45/46 bypass and Fee Lane.

The new baseball field would replace Sembower Field, which had been the Hoosiers' home field since 1951. On February 15, 2012, Indiana University announced that the new baseball field would be named after Bart Kaufman, CEO of the Indianapolis-based Kaufman Financial Corporation, and an Indiana baseball alumnus. This announcement came after Kaufman pledged \$2.5 million to the construction of a new stadium.

Construction began on Bart Kaufman Field in May 2012, and was finished in March 2013; the stadium was formally dedicated on April 27 of that year. The Hoosiers' first game in the stadium was March 20, 2013, with a 15–1 win over Miami University.

On December 19, 2017, Indiana University Athletics announced plans to install an LED video scoreboard, beyond the outfield wall. The size of the new scoreboard is estimated to be 26.8 feet (8.16 m) high by 48.7 (14.84 m) feet wide.

Installation of the new scoreboard was completed prior to the start of the 2018 season, with it being utilized for the Hoosiers' home opener on March 6, 2018, against Cincinnati.

The facility has a clubhouse and locker room, training area and team rooms, indoor and outdoor hitting cages, turf field, press box, lights for night play, bench and stadium chair seating, entry plaza, picnic area, concessions and restrooms.

The stadium hosted an NCAA Regional in its first two years of existence; it marked the first two times the IU baseball program has played tournament games on campus. Bart Kaufman Field hosted its first Big Ten baseball tournament from May 24 to 28, 2017.

RECORDS


BART KAUFMAN FIELD ATTENDANCE RECORDS (all games)

Rank	Attendance	Opponent	Date
1.	4,312	Stanford\$	5/31/14
2.	4,125	Youngstown State\$	5/30/14
3.	3,862	Purdue	5/4/14
4.	3,661	Purdue	5/3/14
5.	3,524	Stanford\$	6/1/14
6.	3,328	Rutgers	4/11/14
7.	3,248	Minnesota	5/17/14
8.	3,214	Austin Peay\$	6/2/13
9.	3,193	Ohio State	5/15/15
10.	3,101	Morehead State	4/12/14
11.	3,077	Louisville	5/16/17
12.	3,045	Valparaiso	5/31/13
13.	3,003	Purdue	5/2/14
14.	2,969	Penn State	4/6/19
15.	2,961	Michigan State	4/19/14
16.	2,918	Illinois	5/13/16
17.	2,911	Cal State Fullerton	3/15/15
18.	2,882	Kentucky	5/8/18
19.	2,813	Rutgers	4/2/15
20.	2,783	Xavier	5/7/17

BART KAUFMAN FIELD ATTENDANCE RECORDS (Big Ten only)

Rank	Attendance	Opponent	Date
1.	3,862	Purdue	5/4/14
2.	3,661	Purdue	5/3/14
3.	3,328	Rutgers	4/11/14
4.	3,248	Minnesota	5/17/14
5.	3,193	Ohio State	5/15/15
6.	3,003	Purdue	5/2/14
7.	2,969	Penn State	4/6/19
8.	2,961	Michigan State	4/19/14
9.	2,918	Illinois	5/13/16
10.	2,813	Rutgers	4/2/15

NOTE (\$): NCAA Regional



Phillip Glasser vs. top-10 Louisville in 2023



Carter Mathison celebrates a win over Minnesota in 2022.