

# 2012-13 NITTANY LION BASKETBALL PENN STATE

## GAME 12

### GAME INFO

**TELEVISION:** ESPN3: Tim Neverett (pxp) & Cory Alexander (analyst), on-line stream  
**RADIO:** Penn State Sports Network: Local (1450 AM); Steve Jones (pxp) & Dick Jerardi (analyst) Sirius/XM: 132/194  
**WEB:** Gametracker & Audio at: GoPSUsports.com  
**COACHES:**  
 PENN STATE: Patrick Chambers – 19-24 (2nd at PSU); 61-52 (4th Overall)  
 DUQUESNE: Jim Ferry – 7-6 (1st DU); 261-174 (15th Overall)  
**RPI:** PSU: 132; DUQ: 137  
**NEXT UP:** PSU will open its 21st season of Big Ten play at Wisconsin on Thursday. It marks the fourth straight season PSU has opened the Big Ten on the road. The Lions are 10-28 all-time vs. Wisconsin and 2-16 in Madison, having not won there since 1995. The Badgers posted a 65-55 victory in Madison last year. PSU has won three Big Ten openers on the road.

### 2012-13 SCHEDULE

**Record:** 7-4 (0-0 Big Ten) **Home:** 6-1; **Road:** 0-1; **N:** 1-2

Date	Opponent	Time (ET)	TV/Result
<b>NOVEMBER</b>			
Sat. 3	PHILADELPHIA U (Exhibition)		W, 79-54
Fri. 9	SAINT FRANCIS (PA)		W, 65-58
<b>Puerto Rico Tip-Off Tournament, Coliseo Ruben Rodriguez, Bayamon, PR</b>			
Thur. 15	#6/6 North Carolina State		L, 55-72
Fri. 16	Providence		W, 55-52 OT
Sun. 18	Akron		L, 60-85
Fri. 23	BUCKNELL		W, 60-57
Wed. 28	BOSTON COLLEGE		L, 61-73
<b>DECEMBER</b>			
Sat. 1	PENNSYLVANIA		W, 58-47
Wed. 5	at La Salle (at the Palestra)		L, 57-82
Sat. 8	ARMY		W, 78-80
Sat. 15	DELAWARE STATE		W, 80-76 OT
Sun. 23	NEW HAMPSHIRE (DH)		W, 72-45
Sat. 29	DUQUESNE	4:00 p.m.	ESPN3
<b>JANUARY</b>			
Thur. 3	at Wisconsin	8:30 p.m.	BTN
Mon. 7	INDIANA	7:00 p.m.	BTN
Thur. 10	NORTHWESTERN	8:00 p.m.	ESPNU
Sun. 13	at Purdue	TBD	BTN
Wed. 16	MICHIGAN STATE	7:00 p.m.	BTN
Sat. 19	NEBRASKA	1:00 p.m.	ESPNU
Wed. 23	at Indiana	7:00 p.m.	BTN
Sat. 26	OHIO STATE	12:00 p.m.	ESPN2
Thur. 31	at Iowa	8:00 p.m.	ESPNU
<b>FEBRUARY</b>			
Tue. 5	PURDUE	7:00 p.m.	BTN
Sat. 9	at Nebraska	9:00 p.m.	ESPNU
Thur. 14	IOWA	9:00 p.m.	ESPNU
Sun. 17	at Michigan	12:00 p.m.	BTN
Thur. 21	at Illinois	8:15 p.m.	BTN
Wed. 27	MICHIGAN	6:30 p.m.	BTN
<b>MARCH</b>			
Sa/Su2-3	at Minnesota	3 or 1/4	
Thur. 7	at Northwestern	7:00 p.m.	ESPNU
Sun. 10	WISCONSIN	12:00 p.m.	BTN

### 2013 Big Ten Tournament – United Center, Chicago, Ill.

Thur. 14	First Round (ESPN2/BTN)	12, 2:30, 6:30, 9:00
Fri. 15	Quarterfinals (ESPN, BTN)	12, 2:30, 6:30, 9:00
Sat. 16	Semifinals (CBS)	1:40, 4:00
Sun. 17	Championship (CBS)	3:30

**All times Eastern; BTN: Big Ten Network;  
 Rank: #AP/ESPN/USATODAY**

### PENN STATE (7-4; 0-0 Big Ten) DUQUESNE (7-6; 0-0 A-10)

SATURDAY, DEC. 29, 2012 @ 4:00 P.M. (ET)  
 BRYCE JORDAN CENTER (15,261)  
 UNIVERSITY PARK, PA.



**Twitter:** @PennStateMBB  
 @Coach\_Chambers



**Facebook:** facebook.com/pennstatebasketball

### STORYLINES:

- Lions bring string of three top scoring, shooting and assist games of the season into their final non-conference contest.
- Penn State has won three straight games and four in a row at home.
- Sasa Borovnjak emerging in last four games posting 9.3 ppg and 5.8 rpg over stretch.
- Marshall raises all-around game to fill Frazier scoring gap.

**THE GAME:** Riding a three-game win streak and its three highest scoring games of the season, Penn State returns from a two-day holiday break to complete a four-game home stand to close out the non-conference season when it faces Duquesne at the BJC. The teams are meeting for the third straight year and Saturday's game marks the beginning of a new four-game home-and-home series. The Dukes posted a 66-59 victory in Pittsburgh last year to end a three-game Penn State win streak in the series. The Lions won, 77-73, in the last meeting in the BJC in 2010, have won eight straight at home in the series (with the last loss coming in 1986) and own a 24-19 lead in the series that began in 1924.

### OFFENSE CLICKING:

- Penn State has posted its best three shooting percentages (50.9% vs. Army, 49.1% vs. Delaware State & 46.3% vs. New Hampshire), point totals (78, 80, 72) and assist totals (13, 15, 13) of the season in the last three games. The Lions are shooting 48.8% and scoring 76.7 ppg in the last three outings, an increase of nearly 20 ppg over their 58.9 ppg average over the first eight games of the year. PSU has posted five straight games shooting over 40% after shooting under 40% in the first six games of the season and scoring more than 61 points just once (65).

### NOTES TO KNOW:

- Penn State has gone 5-2 in the seven games since losing leading scorer and do-everything guard Tim Frazier to a season-ending Achilles injury.
- Penn State brings a three-game win streak, into Saturday and has won four-straight at home going 6-1 at home on the year.
- Penn State is 4-0 in games decided by 7 points or less on the year and 2-0 in overtime.
- Penn State's 27-point victory over New Hampshire was its largest since downing Gardner-Webb by 47 in 2009.
- Penn State eclipsed 70 points for the third straight game in the win vs. UNH and had four players reach double-figure point totals for the second time on the year.
- UNH's 45 points were a season low for the Wildcats and tied for the second lowest for a PSU opponent under coach Patrick Chambers. UNH's 22.6% shooting was the lowest for a PSU opponent in the last 15 years.
- Penn State committed a season low seven turnovers vs. UNH and held a 23-2 scoring advantage off of turnovers, grabbing eight steals.
- Big Minutes: D.J. Newbill ranks third (35.3) and Jermaine Marshall fourth (34.5) in minutes played in the Big Ten as the pair serve as the primary ball handlers and scorers for Penn State and rarely leave the floor, Marshall playing 42 minutes vs. Delaware State.
- Jermaine Marshall has posted career highs in assists (5 vs. Delaware State) and steals (5 vs. New Hampshire) in his last two games as he continues to excel in his all-around floor game while playing more minutes at point guard.
- Newbill (7th, 15.1 ppg) and Marshall (7th, 15.1 ppg) are one of two sets of teammates to rank in the Top 10 in scoring in the Big Ten. They form the 2nd highest scoring backcourt in the Big Ten posting 30.2 ppg, behind only Michigan's Trey Burke (3rd, 17.4) and Tim Hardaway Jr. (5th, 15.8), 33.2 ppg.
- Sasa Borovnjak posted 11 points vs. New Hampshire to go with his 14 vs. Delaware State for the first back-to-back double-digit scoring games of his career. He is posting 9.3 ppg and 5.8 rpg in the last four outings.
- Freshman Donovan Jack had the best game of his young career posting eight points and three rebounds vs. Delaware State, while shooting 4-of-5 from the floor. He has 14 points in the last two games and is shooting 7-of-10 on the year.
- Ross Travis has led Penn State in rebounding eight times on the year and is fourth in the Big Ten in rebounding (7.5 rpg) and fifth in offensive rebounding (2.5).

### PENN STATE ATHLETIC COMMUNICATIONS:

Brian Siegrist, Associate Director of Athletic Communications/Men's Basketball  
**E-mail:** tbs1@psu.edu **Cell Phone:** 814-777-5126 **Office:** 814-865-1757  
 Susan Bedsworth, Secondary Basketball contact  
**E-mail:** sjb5001@psu.edu **Cell Phone:** 814-308-2273  
**Press Row:** 814-863-3294 **Twitter:** @PSUSTRETCH **Website:** GoPSUsports.com



## LAST TIME OUT

### PENN STATE 72, NEW HAMPSHIRE 45 Dec. 23, 2012 • Bryce Jordan Center

Penn State capitalized on its hot shooting and UNH's offensive struggles to jump ahead early and never look back putting together runs of 10-0, 12-0 and 10-0 in the opening minutes to seize a 34-8 lead. UNH hit 1-of-11 in the opening minutes while PSU was shooting at a clip over 60 percent. The Wildcats ended the game hitting just 22.6%, the lowest for a PSU opponent in the last 15 years, while PSU hit 55 percent in the first half and 46 percent for the game. Jermaine Marshall's 15 points led four Lions in double-figures and 10 Lions that scored. He added a career high five steals as Penn State held a 23-2 lead in points of turnovers. No UNH player reached double-figures. The Lions lead 39-14 at the half and built as much as a 34-point second half lead. The 27-point margin of victory marks the largest under coach Patrick Chambers and the most since a 47-point win over Gardner-Webb in 2009.

## STATISTICAL COMPARISON

PENN STATE	DUQUESNE
Marshall & Newbill (15.1) <b>SCORING LEADER</b>	Colter (13.2)
Travis (7.5) <b>REBOUND LEADER</b>	Marhold (5.6)
Newbill (3.8) <b>ASSIST LEADER</b>	Colter (4.7)
63.7 <b>SCORING OFFENSE</b>	70.0
65.2 <b>SCORING DEFENSE</b>	71.8
-1.5 <b>SCORING MARGIN</b>	-1.8
36.3 <b>REBOUNDS PER GAME</b>	40.0
+4.5 <b>REBOUND MARGIN</b>	+4.4
9.5 <b>ASSISTS PER GAME</b>	13.0
6.3 <b>STEALS PER GAME</b>	4.8
40.6 <b>FIELD GOAL %</b>	42.3
41.1 <b>FG% DEFENSE</b>	43.1
28.0 <b>3PT FG%</b>	32.8
37.0 <b>3PT FG% DEFENSE</b>	38.1
68.3 <b>FREE THROW %</b>	63.1
0.8 <b>ASSIST TO TURNOVER</b>	0.8
12.6 <b>TURNOVERS</b>	16.1
W3 <b>W/L STREAK</b>	L1

## SERIES HISTORY

<b>OVERALL:</b>	Penn State leads, 24-19
<b>LAST MEETING:</b>	12/10/11 at Duquesne, L, 66-59
<b>CURRENT STREAK:</b>	L, 1
<b>AT PSU:</b>	15-4
<b>AT DUQ:</b>	7-13
<b>NEUTRAL SITE:</b>	2-2
<b>CHAMBERS VS. DUQ:</b>	0-1
<b>LAST 10 MEETINGS:</b>	7-3
2/28/90	H 76 58 W
1/12/91	H 75 60 W
1/19/91	A 81 87 L-OT
3/3/91	N 83 64 W-A10
2/3/92	H 69 59 W
12/1/92	A 65 76 L
12/4/93	H 96 64 W
11/30/94	A 70 69 W
12/4/10	H 77 73 W
12/10/11	A 59 66 L






**SCOUTING DUQUESNE:** The Dukes are 1-4 on the road this year and are coming off a 91-79 loss at Louisiana Lafayette before the holiday break. Freshman guard Derrick Colter led the Dukes in that game scoring 25 points for the second straight game and leads Duquesne on the year posting 13.2 ppg. The Dukes are replacing four of their top five scorers from last season, but are still scoring 70.0 ppg under first-year coach Jim Ferry. Six different players have led the team in scoring. The 7-6 Dukes are giving up 71.8 ppg and committing 16.1 turnovers per game but have a +4.4 rebounding margin. DU lost at Georgetown (61-55) and vs. Pittsburgh (66-45) and defeated West Virginia (60-56) in other games vs. major conference teams on the year. Their one road win so far came at Appalachian State (73-72).

## PENN STATE PLAYERS

Website: GoPSUsports.com; Roster Size: 16; Letterman Returning/Lost: 9/4; Starters Returning/Lost: 3/2  
**PROBABLE STARTERS:**

<b>2 D.J. Newbill</b> <b>G</b> So. ■ 6-4 ■ 205 ■ Philadelphia, Pa. <b>PTS</b> 15.1 <b>REB</b> 5.6 <b>AST</b> 3.8 <b>MIN</b> 35.3		<b>NOTES:</b> Double-digit scorer in 10 of 11 games on year, three 20-point games...Career high 22 points vs. Delaware State & B.C....leading scorer & 2nd leading rebounder...3rd in B1G in minutes/7th in scoring...Took over point with loss of Frazier...Sat out 2011-12 after transfer from Southern Miss...2010-11 Conference USA All-Freshman Team...recorded six double-doubles at USM...started all 32 games as a freshman.
<b>11 Jermaine Marshall</b> <b>G</b> Jr. ■ 6-4 ■ 205 ■ Etters, Pa. <b>PTS</b> 15.1 <b>REB</b> 4.6 <b>AST</b> 2.1 <b>MIN</b> 34.5		<b>NOTES:</b> Led team in scoring 5 times on year...7th in B1G in scoring...19 at La Salle, 18 vs. Penn, 25 vs. B.C....Leading team with 19 threes & 20 steals...4th in B1G in steals (2.3)...5 career 20-point games, 30 double-digit scoring games...2nd leading scorer last year (10.8)...20 double-digit scoring games last year, four 20-pt games...Led team with 43 threes on the year...2nd in steals (32), blocks (16) and FT attempts (87).
<b>43 Ross Travis</b> <b>F</b> So. ■ 6-6 ■ 225 ■ Chaska, Minn. <b>PTS</b> 7.8 <b>REB</b> 7.5 <b>AST</b> 0.1 <b>MIN</b> 31.8		<b>NOTES:</b> Two double-doubles on year...14 points, 10 rebs vs. Army...12 pts, 9 rebs at La Salle...Career high 13 rebs vs. B.C....2nd in B1G in Rebounding (7.6) and 4th in OFF Rebs (2.7)...10 rbs & 11 pts vs. Akron for 1st career double-double...16 starts last year...career-high 15 points vs. Michigan in last regular season game last year...Called a "junkyard dog" by Coach Chambers...Earned team's "Scrappiest Player" award.
<b>10 Brandon Taylor</b> <b>F</b> Fr. ■ 6-7 ■ 235 ■ Tabernacle, N.J. <b>PTS</b> 7.3 <b>REB</b> 3.5 <b>AST</b> 0.1 <b>MIN</b> 21.0		<b>NOTES:</b> Double-digit points in 5 of last 7 games...14 points vs. Army...2nd on team with 15 threes...Leads team in 3-point percentage (38%)...Shooting 45% on year...First career start vs. Bucknell, scored career-best 16 points (4-of-8 from three)...2012 Times of Trenton Player-of-the-Year...scored 1,042 career points, 14th all-time in Trenton Catholic history...trimmed 30 pounds from his frame in the preseason.
<b>21 Sasa Borovnjak</b> <b>F</b> Sr. ■ 6-9 ■ 240 ■ Belgrade, Serbia <b>PTS</b> 4.5 <b>REB</b> 3.6 <b>AST</b> 0.1 <b>MIN</b> 19.9		<b>NOTES:</b> First career back-to-back double-digit scoring games...11 vs. UNH, 14 pts and 8 rebs vs. Delaware State...8 pts and 8 rebs at La Salle...three career double-figure scoring games...led team shooting 56.6% last year...posted a career-high 15 pts vs. Mississippi...Missed 2010-11 season with a torn ACL (right knee)...Added three inches to vertical and benches over 300 pounds...Academic All-Big Ten honoree in Marketing.

## OFF THE BENCH

<b>20 Nick Colella</b> <b>G</b> Sr. ■ 6-3 ■ 195 ■ New Castle, Pa. <b>PTS</b> 3.5 <b>REB</b> 1.9 <b>AST</b> 0.7 <b>MIN</b> 23.8		<b>NOTES:</b> Third on team with 11 threes...season high 9 points vs. Army...One of team leaders in "Attitude Points"...Granted scholarship for final season...Started 6-straight Big Ten games last year...2 double-digit scoring games, 16 threes in Big Ten...former walk-on, played 2 years at Penn State-Behrend...placed on scholarship for spring 2012...joined team through open tryouts...former Lady Lion practice player
<b>25 Jon Graham</b> <b>F</b> So. ■ 6-8 ■ 225 ■ Baltimore, Md. <b>PTS</b> 2.5 <b>REB</b> 3.6 <b>AST</b> 0.2 <b>MIN</b> 17.7		<b>NOTES:</b> Strong defensive and rebounding presence...Equaled a career best with 10 rebounds vs. NC State...Started 25 straight games prior to 12/8...16 pts & 7 rebs in exhibition game...Named team's "Most Improved Player" 2011-12...2010-11 red-shirt...Cut weight from 240 to 225 and added four inches to his vertical prior to 2012-13...leads team with 24 rebs on 185-pound bench.
<b>5 Donovan Jack</b> <b>F</b> Fr. ■ 6-9 ■ 205 ■ Reading, Pa. <b>PTS</b> 2.1 <b>REB</b> 0.9 <b>AST</b> 0.0 <b>MIN</b> 5.9		<b>NOTES:</b> 14 total points in last two games...eight points & three rebounds vs. Delaware State...played in 8 games...One of the best leapers on team...a three-time Pennsylvania All-State selection (twice first team)...Reading Eagle Male Athlete-of-the-Year...two-time Berks County Player-of-the-Year...scored 1,725 points, 10th most in Berks County history and most in city of Reading...left hander...standout volleyball player.
<b>1 Akosa Maduegbunam</b> <b>G</b> Fr. ■ 6-3 ■ 200 ■ Boston, Mass. <b>PTS</b> 0.3 <b>REB</b> 0.4 <b>AST</b> 0.1 <b>MIN</b> 3.4		<b>NOTES:</b> Scored first career points vs. Delaware State...first career action vs. Akron...played in 7 games...NEPSAC AAA All-League HM...Averaged 22.3 ppg, 8.0 rpg in leading Charlestown HS to Boston City League title as a junior...MVP of the City League Tournament...two-time All-City selection...Named to ESPNBoston's inaugural MIAA All-State team...owns a team-best 35-inch vertical.
<b>32 Pat Ackerman</b> <b>F</b> So. ■ 6-11 ■ 220 ■ Rutland, Mass. <b>PTS</b> 1.0 <b>REB</b> 0.0 <b>AST</b> 0.0 <b>MIN</b> 6.5		<b>NOTES:</b> Returned to team Dec. 10 after serving three-game suspension for violation of team rules starting on 11/27...Scored first career points with a jumper vs. Bucknell (11/23)...played in 11 games in 2011-12...Ranked a three-star recruit by Rivals.com...Father, Tom, is former head coach at Mansfield University (Pa.), and Assumption College (Mass.).

#	PLAYER	P	CL	HT	PPG	RPG	NOTES
14	Kevin Montminy	G	So.	6-3	0.5	0.5	Played in 15 career games...Walk-on from nearby Penns Valley HS
24	Zach Cooper	G	Jr.	6-1			walk-on, Associate degree from Gulf Coast State CC
34	Alan Wisniewski	F	Jr.	6-9	0.0	0.0	Played in 4 career games...Walk-on, joined the team in October of 2010
35	Kevin Onyeaka	F	Jr.	6-5	0.0	0.0	joined team during open walk-on tryouts in late October 2012

<b>23 Tim Frazier</b> <b>G</b> Sr. ■ 6-1 ■ 170 ■ Houston, Texas <b>PTS</b> 16.3 <b>REB</b> 4.5 <b>AST</b> 3.75 <b>MIN</b> 32.5 <b>CAREER</b> 1,035 372 459 (6th) 143 (9th steals)		<b>NOTES:</b> Injured in Akron game (11/18)...20th 20-point vs. NC State...Wooden and Naismith Candidate...preseason All-Big Ten...2012 First-team All-Big Ten...Only Div. 1 player to average at least 17 ppg & 6 apg last year...Led nation accounting for 58% of team's offense...Led Big Ten in assists (14th in NCAA) & steals & 2nd in scoring last year...Set PSU season assist record (198)..
--	--	---



LAST TIME VS. DUQUESNE - L, 66-59 in Pittsburgh, Pa.

Penn State committed a season-high 23 turnovers and gave up a 32-29 halftime lead falling at Duquesne 66-59. Penn State saw the Dukes shoot 52 percent in the second half and use a 16-3 run to go from down two, 39-37, at the 16-minute mark to an 11-point lead, 53-42, with 10:18 to play. Penn State would get no closer than five the rest of the way. The Dukes logged 11 steals and scored 22 points off turnovers. Penn State won the rebounding battle, 39-28, but hit just 4-of-16 from three. Tim Frazier posted 15 points and Jermaine Marshall 12 for the Lions. Eric Evans went 9-of-11 at the foul line and scored 15 second half points on his way to a game-high 20 for the Dukes. Penn State led for much of the first half in a game with 10 ties and nine lead changes.

#	Player	Total		3-PT		Rebounds		PF	FT	A TO	Blk	Stl	Min				
		FG	FGA	FG	FGA	Off	Def										
11	Marshall, Jermaine	1	5-13	2-4	0-1	2	4	6	3	12	3	4	0	38			
35	Silver, Billy	1	4-9	1-4	0-0	0	0	0	1	3	4	0	1	20			
43	Travis, Ross	1	1-2	0-1	2-2	1	2	2	4	0	2	0	0	9			
23	Frazier, Tim	9	10-21	3-8	0-0	4	4	5	2	4	2	0	0	23			
05	Glover, Matt	0	4-9	0-2	7-8	0	7	7	1	15	6	3	1	40			
09	Lewis, Trey	0	0-1	0-1	0-0	0	0	0	0	3	0	0	0	8			
23	Colella, Nick	0	0-1	0-1	0-1	0	1	1	0	2	0	1	0	5			
11	Borovnjak, Sasa	4	6-0	0-0	0-0	2	5	7	0	8	0	2	1	21			
24	Woodward, Cameron	3	3-8	1-3	2-2	2	2	4	3	0	3	0	0	32			
32	Ackerman, Pat	0	0-0	0-0	0-0	0	0	0	0	0	0	0	0	4			
Team		21-49		4-16		13-16		11		28		21		59			
Totals		22-53		5-24		17-23		8		20		18		66			
FG % 1st Half		12-26		48.2%		2nd Half		9-20		38.1%		Game		21-49		42.9%	
3PT % 1st Half		3-10		30.0%		2nd Half		2-6		33.3%		Game		4-16		25.0%	
FT % 1st Half		6-8		75.0%		2nd Half		7-8		87.5%		Game		13-16		81.3%	

#	Player	Total		3-PT		Rebounds		PF	FT	A TO	Blk	Stl	Min				
		FG	FGA	FG	FGA	Off	Def										
23	MONTERO, B.J.	1	2-6	0-2	2-3	3	6	9	2	6	2	0	2	35			
33	ABELLE, Marlon	0	1-2	0-0	0-0	0	0	0	3	2	1	0	0	8			
03	EVANS, Eric	0	5-9	1-4	9-11	1	1	2	1	20	2	1	0	25			
28	MCDONNELL, T.J.	0	2-4	1-3	2-3	0	4	4	2	7	0	1	0	23			
32	JOHNSON, Sean	0	4-11	2-6	0-0	0	1	1	2	10	0	4	1	19			
09	MARSHALL, Andre	1	1-2	0-0	0-1	1	1	2	2	2	0	1	1	27			
11	TALLEY, Mike	0	0-4	0-3	1-2	0	2	2	1	2	0	1	2	21			
05	JONES, Jerry	1	7-7	1-2	3-3	1	3	4	2	14	1	0	0	23			
22	PANTOPLET, Kadem	1	1-2	0-2	0-0	0	1	1	3	2	0	0	0	11			
14	DATT, Mamadou	1	3-0	0-0	0-0	0	1	1	3	2	0	1	0	13			
Team		22-53		5-24		17-23		8		20		18		66			
Totals		22-53		5-24		17-23		8		20		18		66			
FG % 1st Half		8-26		30.8%		2nd Half		14-27		51.9%		Game		22-53		41.9%	
3PT % 1st Half		3-16		18.8%		2nd Half		2-8		25.0%		Game		5-24		20.8%	
FT % 1st Half		10-14		71.4%		2nd Half		7-9		77.8%		Game		17-23		73.9%	

Officials: John Hughes, Tracey Woodson, Brian Dorsey  
 Technical fouls: Penn State-None; Duquesne-None  
 Next Up: Duquesne @ Western Michigan 12/17/Penn St vs Mt. St. Mary's 12/18  
 Score by periods: 1st 22-28, 2nd 22-27, 3rd 22-11, 4th 22-6  
 Penn State: 22-53, Duquesne: 22-53  
 Last FOU: PSU 2nd 4:45, DUQ 2nd 1:18  
 Largest lead: PSU by 8 3rd 0:22, DUQ by 11 2nd 1:18  
 Game best: 13 points  
 Lead changed: 9 times

OUTLET PASSES (PLAYERS)

■ **JERMAINE MARSHALL** has led the Lions in scoring in five games on the year. He has 30 career double-digit scoring games and 5 20-point games.

■ **JERMAINE MARSHALL** greatly improved his defense last year and finished second on the team with 32 steals. He leads the team this season with 25 already through 11 games, including a career high five vs. New Hampshire.

■ **D.J. NEWBILL** posted his first career 20-point game with a team high 20 in a loss to Akron in the Puerto Rico Tip-Off. He has scored in double-digits in 10 of 11 games on the year with three 20-point outings, including career-highs of 22 vs. B.C. and Delaware State.

■ **D.J. NEWBILL** trimmed his weight from 225 to 205 in the off-season following his red-shirt campaign after transferring from Southern Mississippi. Newbill missed nearly two months of practice early last season after injuring his left shoulder in practice. He returned to full practice in January and excelled, becoming a team-leader despite not playing.

■ **ROSS TRAVIS** has led the team in rebounding in eight of 11 games. He is fourth in the Big Ten posting 7.5 rpg. He led the Lions in rebounding eight times last year.

■ **ROSS TRAVIS** posted a career-best 13 rebounds vs. Bucknell and led Penn State in rebounding with 10 in a loss to Akron in the Puerto Rico Tip-Off, adding 11 points for his first career double-double. He has three double-digit rebounding games and two double-doubles on the year.

■ **JON GRAHAM** tied a career high with three blocks vs. Penn and leads the team with 11 on the season. He blocked a total of 19 shots last year to lead the team.

■ **JON GRAHAM** equaled a career high with 10 rebounds vs. North Carolina State in the Puerto Rico Tip-Off.

■ **JON GRAHAM** was instrumental in holding Bucknell and Penn post scorers well below average. The Bison's Mike Muscala entered the game averaging 17.7 ppg and posted 10 on 2-of-4 shooting. Penn's Fran Dougherty entered posting 18.6 ppg and posted 7 on 3-of-8.

■ **JON GRAHAM** trimmed his weight from 240 to 225 pounds for his sophomore season and added four inches to his vertical. He maintains a team-best 24 reps on the 185-pound bench press, four better than the 2012 NBA combine best.

■ Former walk-on **NICK COLELLA** was granted a scholarship for his senior campaign. He posted a season-best nine points on 3-of-5 from three vs. Army and had two threes for six points vs. Delaware State. He was placed on scholarship for the second semester of last season and started six straight games in the Big Ten.

■ Freshman **BRANDON TAYLOR** arrived on campus weighing more than 260 pounds, in part due to a plantar fasciitis that kept him inactive for much of the summer. He sculpted his body in the late summer and preseason and trimmed his weight by 30 pounds entering the season.

■ **BRANDON TAYLOR** posted 16 points in his first career start vs. Bucknell and a career best seven rebounds to go with 11 points, all in the first half, in the victory over Penn. He has posted double-digit scoring in five of the last eight games since taking on a larger role in the absence of Frazier. The 6-7 Taylor leads PSU shooting 38.5% (15-39) from three. His 15 threes are second only to Jermaine Marshall's 22.

OUTLET PASSES (TEAM)

■ Penn State opens its 21st season in the Big Ten on Jan. 3. The conference leads the nation with six top-20 ranked teams, four in the top 15, and leads in the RPI.

■ Pittsburgh transfer guard John Johnson (6-1, Philadelphia, Pa.) arrived on campus Dec. 21 and began practice immediately. He will be eligible to begin play late next December.

■ Penn State is 4-0 in games decided by seven points or less on the year, including two overtime wins. The Lions went 4-7 in 11 games decided by seven points or less last year. Last year, the Lions had just one home loss come by more than six points while dropping four Big Ten home contests by six points or less, including games with No. 12 Indiana (88-82) and No. 13 Michigan (71-65).

■ Penn State has allowed six opponents to eclipse 70 points on the year, winning two of those games, and having all four losses on the year come to opponents scoring 70+. Penn State is 3-17 under Patrick Chambers when opponents break 70 points.

■ Penn State held UNH to 45 points and 22.6% shooting. It was the lowest scoring game for a PSU opponent since holding Purdue to 45 points on Jan. 8 of last year in a 20-point win in the BJC and the lowest shooting % in 15 years.

■ Penn State made 28-of-32 free throws (87.5%) in its season opening win vs. St. Francis and 14-of-17 (82.4%) vs. N.C. State.

■ Penn State has fielded on of the nation's youngest squads the last two years. This year two sophomores and a freshman are in the starting line-up accounting for 34 of 50 starts on the year. Five of eight primary contributors (following the loss of Tim Frazier) are freshmen or sophomores, including

**FILLING IN FOR FRAZIER:** Since losing Tim Frazier and his 21.7 ppg to injury in the fourth game of the season, Penn State has actually improved its scoring average (58.8 ppg to 66.6 ppg) and shooting percentage (35.3% to 43.6%) over the last seven games. Jermaine Marshall has made the biggest increase since the loss of Frazier improving his scoring average by 7.6 ppg (10.3 to 17.9) and his shooting percentage from 30.6% to 46.9% (22.6% to 45.5% from three) and seeing his assists rise dramatically from 0.7 apg to 2.8 apg. Freshman Brandon Taylor also has increased his scoring from 4.0 ppg to 9.1 ppg (+5.1) and Sasa Borovnjak from 1.5 ppg to 6.1 ppg (+4.6).

**MARSHALL EMERGES:** Junior Jermaine Marshall led Penn State in scoring in four straight games following the injury to Tim Frazier and emerged as not only one of Penn State's main weapons, scoring 15.1 ppg, but a primary ball handler, sharing duties at the point with D.J. Newbill, and generator of turnovers, leading the team with 25 steals. He logged a career high five assists vs.



STANDINGS (Dec. 28)

Team	BIG TEN			OVERALL		
	W-L	%	W-L	%	%	
Michigan	0-0	.000	12-0	1.000		
Illinois	0-0	.000	12-1	.923		
Minnesota	0-0	.000	12-1	.923		
Indiana	0-0	.000	11-1	.917		
Iowa	0-0	.000	11-2	.846		
Michigan State	0-0	.000	11-2	.846		
Ohio State	0-0	.000	9-2	.818		
Northwestern	0-0	.000	9-4	.692		
Nebraska	0-0	.000	8-4	.667		
Wisconsin	0-0	.000	8-4	.667		
Penn State	0-0	.000	7-4	.636		
Purdue	0-0	.000	5-6	.455		

BIG TEN SCHEDULE:

**Saturday, December 29, 2012**  
 Samford @ Wisconsin • btn.com • 2:00 p.m. ET  
 William & Mary @ Purdue • ESPN3 • 2:00 p.m. ET  
 Illinois @ Auburn • BTN • 2:15 p.m. ET  
 Nicholls State @ Nebraska • BTN.com • 3:00 p.m. ET  
 Duquesne @ Penn State • ESPN3 • 4:00 p.m. ET  
 Chicago State @ Ohio State • BTN • 4:30 p.m. ET  
 C. Michigan @ Michigan • BTN • 6:00 p.m. ET  
**Monday, December 31, 2012**  
 Michigan State @ Minnesota • ESPN2 • 1:00 p.m. ET  
 Indiana @ Iowa • ESPN2 • 3:00 p.m. ET

PENN STATE IN THE BIG TEN

**FIRST YEAR:** 1992-93 Season  
**REGULAR SEASON RECORD:** 107-232 (21st Season)  
**TOURNAMENT RECORD:** 9-15  
**ROAD RECORD:** 32-138  
**HOME RECORD:** 75-94  
**MOST WINS; SEASON:** 12-6 (1996), 10-8 (2009), 9-9 (2011), 9-9 (1995), 8-8 (1998), 7-9 (2001), 7-11 (2008), 6-10 (2006)  
**BEST SEASON:** 12-6 record, 2nd, 1995-96 season.  
**.500+ SEASONS:** 5, the last coming in 2010-11  
**LAST YEAR:** 4-14 (T11th)  
**BEST START:** 4-0 in 1995-96 season.  
**LONGEST WIN STREAK:** 4, twice, 1996 & 2009  
**LONGEST HOME WIN STREAK:** 9 (one season), 1996, 12 (two seasons) 1995 & 1996  
**MOST ROAD WINS IN A SEASON:** 3, 7 times, last 2011  
**LONGEST ROAD WIN STREAK:** 2, 3 times, last 2010

two turnovers in the win over Delaware State for his best floor game of the year and followed that with a career high five steals in the win over New Hampshire. He is averaging 17.9 ppg and shooting 47% from the floor, 45% from three and 34-of-46 (74%) from the foul line over the last seven games. Marshall is the Lions' leading active career scorer with 572 points.

**LIONS WELCOME TRANSFER JOHNSON:** University of Pittsburgh transfer guard John Johnson (6-1, Philadelphia, Pa.) arrived on campus on Dec. 21 and began practice with the team. A sophomore, he will be eligible to begin competing next December at the end of the 2013 fall semester. A three-time PIAA first team pick as well as a New Jersey All-state prep selection, Johnson scored 2,314 points in his prep career and was ranked the No. 69 recruit in the nation by Bob Gibbons. He played in all 39 games, starting two, in his freshman season at Pittsburgh, posting 4.2 ppg and shooting 38.4% from three. He is the fourth player from the Philadelphia area Patrick Chambers has added to the roster.



### THE PENN STATE BASKETBALL SHOW



"The Penn State Basketball Show presented by Pepsi," Coach Patrick Chambers' weekly call-in radio show, will be broadcast live from Damon's Grill in State College again this season.

Hosted by Steve Jones, the show will air live from the clubhouse at Damon's (1031 E. College Ave.) Thursday nights from 6:05 to 7:00 p.m. Fans are encouraged to ask questions of the coach live and in-person or by calling 1-800-52LIONS (525-4667). Questions will also be taken via twitter at @PennStateMBB. The show can be heard on more than 40 radio stations on the Penn State Sports

### PENN STATE BASKETBALL: IN THE PAINT



"Penn State Basketball: In The Paint presented by Pepsi" is a fast-paced 30-minute program that takes fans inside Penn State basketball with exclusive interviews and

access, features and game highlights. Produced by Penn State Public Broadcasting it will air eight episodes throughout the season, which will be televised on WPSU-TV, across the Commonwealth and markets in the Mid-Atlantic. Check local listings for airtimes.

**Local Airtimes:**

- WPSU-TV, Ch. 3 (State College/Central Pa.):
  - o Sundays at 12:00 p.m. & 11:30 p.m.;
- WTAJ-TV, Ch. 10 (State College, Altoona, Johnstown):
  - o Sundays at 11:35 p.m.

### TIM FRAZIER INJURY: WHAT'S MISSING

■ **TIM FRAZIER** was named to the preseason All-Big Ten team by conference media voters. Frazier was named a first-team All-Big Ten selection last year after leading the Big Ten in assists (6.2) and finishing second in scoring (18.8) and steals (2.4).

■ stands 6th on the Penn State career assist charts with 459 after posting a record 198 last year and is 151 assists shy of breaking the all-time career record of 600 set by Freddie Barnes in 1992.

■ scored 208 field goals and had 198 assists to lead the nation being involved in 58.4% of Penn State's field goals last year. Only two other players in Division I were involved in 50% or more of their teams scoring.

■ was the **ONLY** player in NCAA Division I to post at least 17 points and 6 rebounds a game last year.

■ had led Penn State in scoring in 28 of the last 35 games, including 15 of 19 games vs. Big Ten opponents, and scored 20 or more points in 9 of his last 13 games before his injury. Was averaging 21.7 ppg through the first three games of the season.

### MEDIA INFORMATION

Penn State will hold in-person press conferences with head coach **Patrick Chambers at 2:15 p.m. on Mondays** (with some exceptions) and **phone only teleconferences at 11:00 a.m. on Fridays** throughout the year. **Penn State players** will be available immediately following most Monday press conferences for 15-20 minutes prior to practice and at selected times throughout the week. Coach Chambers will also be available **Monday mornings at 10:40 a.m. (ET) via the BIG TEN TELECONFERENCE.**

### PRESS SCHEDULE

Wed. Jan. 9	2:15 p.m. BJC Green Room
Mon. Jan. 14	2:15 p.m. BJC Green Room
Mon. Jan. 21	2:15 p.m. BJC Green Room
Mon. Jan. 28	2:15 p.m. BJC Green Room
Mon. Feb. 4	2:15 p.m. BJC Green Room
Tue. Feb. 12	2:15 p.m. BJC Green Room
Tues. Feb. 19	2:15 p.m. BJC Green Room
Mon. Feb. 25	2:15 p.m. BJC Green Room
Tues. March 5	2:15 p.m. BJC Green Room
Tues. March 12	2:15 p.m. BJC Green Room

**TELECONFERENCE FRIDAY'S AT 11:00 A.M.**

**CALL IN #: 1-866-493-5099**

Fri. Dec. 28	11:00 a.m.
Wed. Jan. 2	TBA
Sun. Jan. 6	TBA
Fri. Jan. 18	11:00 a.m.
Fri. Jan. 25	11:00 a.m.
Fri. Feb. 8	11:00 a.m.
Fri. Feb. 15	11:00 a.m.
Fri. March 1	11:00 a.m.
Fri. March 8	11:00 a.m.

**BIG TEN COACHES TELECONFERENCES**

WEEKLY: Monday's 10 a.m. - 11:50 a.m ET

Coach Chambers @ 10:40 a.m. (ET)

Call In#: 1-800-762-8779.

Weekly passcode e-mailed each Sunday.

Available for play-back for 24 hours following call.

To access the play-back:

dial: 1-800-406-7325; PASSCODE: 121473#

**BOROVNJAK BREAKING OUT IN FINAL CAMPAIGN:**

Senior Sasa Borovnjak, who is in his fourth year in the program but has two years of eligibility remaining after redshirting the 2010-11 campaign with a knee injury, has made the decision to make this his final season of competition for the Nittany Lions and plans to graduate in May.

Since discussing the decision with coach Patrick Chambers, he has played the best basketball of his career. He tied a career high with eight rebounds for the second time in three games vs. Delaware State and added 14 points, one shy of a career high, on a career best 8-of-10 from the foul line for the best statistical game of his career. He followed with 11 points and four boards vs. New Hampshire for the first back-to-back double-digit scoring games of his career. He also had eight points and eight rebounds at La Salle three games earlier. He is averaging 9.3 ppg, 5.8 rpg and shooting 12-of-18 (66.7%) from the floor and 13-of-17 from the foul line in his last four games after averaging 1.7 ppg and 2.4 rpg in his first seven games.

**TRAVIS GETS AGGRESSIVE:** Ross Travis has asserted himself offensively posting back-to-back double-digit scoring outings for the first time in his career with 12 points at La Salle and 14 vs. Army, one shy of his career high. Travis scored eight of the Lions first 14 points at La Salle, as he started 3-of-4 from the floor, and seven of Penn State's first nine in a 3-for-3 start vs. Army. He posted a career high in field goals (6) at La Salle and career highs in field goal attempts (11) in both games while shooting 11-of-22 (50%) combined. Travis logged his second career double-double with 14 points and 10 boards vs. Army and is averaging nearly a double-double (8.1 ppg & 8.1 rpg) in seven games since Tim Frazier went down with injury.

**NEWBILL ON POINT:** D.J. Newbill, a natural off-guard, has taken over point guard duties since the injury to Tim Frazier in the fourth game of the season. He is logging big minutes at the position playing 35.3 per game to rank third in the Big Ten. Working through growing pains at the position, he has posted eight-straight double-digit scoring games (including two 20-point outings) since taking over and is averaging 15.4 ppg and 4.6 rpg since moving to the

point. The bulk of his turnovers have come in the first half as he adjusts to running the offense. He had six in the first half vs. B.C. and none in the second. On the year he has 28 first half turnovers and just 10 second half.

**TAYLOR LEADING THREE-POINT SHOOTER:**

Freshman Brandon Taylor has proven to be an efficient offensive performer early in his career. He led Penn State shooting 58.3 percent (7-12) to average 5.3 ppg in the Puerto Rico Tip-Off and is now leading the team shooting 38.5 percent (15-39) from three and is second hitting 45.3 percent overall. He posted back-to-back double-digit outings vs. Akron and Bucknell (hitting 62.5 percent (6-12 from three) while averaging 13.0 ppg) before running into foul trouble and having his minutes limited in a three-point outing vs. Boston College. Taylor's 14 points vs. Army and 10 vs. New Hampshire gave him five double-digit scoring outings on the year.

**COLELLA COMING ON:**

After a rough start to the season that saw him shoot 5-of-27 from three in the first eight games, senior Nick Colella found his shot going 5-of-8 (62.5%) from the arc to average 7.5 ppg in wins over Army and Delaware State. He played 31 minutes per game in those two outings. He is third on the team with 11 threes on the year.

**NOTES FROM DELAWARE STATE WIN:**

- Penn State posted back-to-back wins for the first time on the year.
- Penn State improved to 2-0 in overtime games on the year with the 80-76 OT win over Delaware State.
- Penn State's 80 points vs. Delaware St. marked just the third game over 80 points under Patrick Chambers and the first since posting 82 in a loss to No. 12 Indiana last January 8.
- D.J. Newbill led the Lions in scoring for the third time and for the second straight game equaling a career high with 22 in the win vs. Delaware State.
- Jermaine Marshall posted a career high five assists to go with seven rebounds and 15 points in his best all-around game of the year.
- Sasa Borovnjak's 14 points and 8 rebounds marked the best statistical game of his career.
- Freshman Donovan Jack had the best game of his career posting eight points and three rebounds while shooting 4-of-5 from the floor.

### LOOKING AHEAD

Thur., Dec. 27	Fri., Dec. 28	Sat., Dec. 29	Wed., Jan. 2	Thur., Jan. 3	Sun., Jan. 6	Mon., Jan. 7
Penn State Basketball Show Live from Damon's Grill 6:05-7:00 p.m.	Patrick Chambers' Teleconference 11:00 a.m.	vs. Duquesne Bryce Jordan Center 4:00 p.m. ESPN3	Patrick Chambers' Teleconference TBA	at Wisconsin Madison, Wisc. 8:30 p.m. BTN	Patrick Chambers' Teleconference TBA	vs. Indiana Bryce Jordan Center 7:00 p.m. BTN



SEASON HONORS

**Tim Frazier**

- Preseason All-Big Ten Team
- Wooden Award Preseason Top 50
- Naismith Award Preseason watch list
- No. 15 ranked point guard in nation, cbsports.com
- No. 54 among Top 100 players, cbssports.com
- 1 of 30 candidates for Senior CLASS Award

“Damn is Tim Frazier good. Like, really good. Capable of starting at the 1 for all but maybe five teams in the country. I might be overestimating that number, even.”

-- Matt Norlander, cbsports.com

DOUBLE-FIGURES

SCORING	CAREER	SEASON
Tim Frazier	43	3
Jermaine Marshall	30	9
D.J. Newbill	23	10
Ross Travis	9	4
Brandon Taylor	5	5
Sasa Borovnjak	4	2
Nick Colella	2	-
Jon Graham	2	-

REBOUNDING	CAREER	SEASON
D.J. Newbill	6	-
Ross Travis	3	3
Tim Frazier	3	-
Jon Graham	2	1

ROAD RECORD:

**ON THE YEAR:** 0-1 (0-0 Big Ten)  
**2011-12:** 1-11 (0-9 Big Ten)  
**Previous 2 Years:** 4-19 (3-15 Big Ten)  
**Big Ten Road Games:** 32-131 overall  
**Most Big Ten Road Games Won In A Season:** 3 (seven occasions, last in 2011). The Lions reached the post-season in all but one of those seasons (1999).

CAREER & SEASON HIGHS

	SCORING	CAREER	SEASON
Frazier	30 (@ NEB, '12)	23 (SFU)	
Marshall	27 (MICH, '12)	25 (BC)	
Newbill	22 (BC, '12)	22 (BC)	
Taylor	16 (BUCK '12)	16 (BUCK)	
Borovnjak	15 (MISS, '12)	14 (DEL ST)	
Travis	15 (MICH, '12)	14 (ARMY)	
Colella	11 (@ IU, '12)	9 (ARMY)	
Graham	10 (2X NW, '12)	4 (2X PENN)	
Jack	8 (DEL ST, '12)	8 (DEL ST)	
Maduegbunam	2 (DEL ST, '12)	2 (DEL ST)	
Ackerman	2 (BUCK '12)	2 (BUCK)	
Montminy	3 (UNH, '12)	3 (UNH)	

	REBOUNDING	
Travis	13 (BC, '12)	13 (BC)
Frazier	11 (2X COR, '11)	9 (PROV)
Graham	10 (2X NCST '12)	10 (NCST)
Marshall	9 (LAF, '11)	8 (NCST)
Newbill	16 (UTEP, '11)	7 (3X DEL ST)
Borovnjak	8 (2X DEL ST, '12)	8 (2X DEL ST)
Taylor	6 (PENN '12)	6 (PENN)
Colella	4 (3X BC, '12)	4 (3X ARMY)
Jack	3 (2X UNH, '12)	3 (2X UNH)
Montminy	2 (UNH '12)	2 (UNH)
Maduegbunam	1 (LASALLE, '12)	1 (LASALLE)

	ASSISTS	
Frazier	11 (YSU, '11)	7 (PROV)
Newbill	7 (BUCK '12)	7 (BUCK)
Marshall	5 (DEL ST, '12)	5 (DEL ST)
Colella	3 (2X UNH, '12)	3 (UNH)
Travis	3 (LAF, '11)	2 (2X UNH)
Borovnjak	2 (3X DEL ST, '12)	2 (DEL ST)
Graham	1 (8X) 1 (2X LASALLE)	
Taylor	1 (3X UNH, '12)	1 (3X UNH)
Maduegbunam	1 (DEL ST, '12)	1 (DEL ST)

QUICK FACTS

UNIVERSITY

**Name:** The Pennsylvania State University  
**Location:** University Park, Pa. 16802  
**Founded:** 1855  
**Enrollment:** 43,831 (38,205 undergraduate)  
**Nickname:** Nittany Lions  
**Colors:** Blue & White  
**Conference:** Big Ten Conference  
**Division:** NCAA Division I  
**Home Court:** Bryce Jordan Center (15,261)  
**President:** Dr. Rodney Erickson  
**Acting Athletic Director:** Dr. Dave Joyner  
**Ticket Office Phone:** 1-800-NITTANY

BASKETBALL HISTORY

**First Year of Basketball:** 1897  
**All-time MBB Record:** 1,368-1,070 (117th Season)  
**Record in Jordan Center:** 171-101 (18th Season)  
**NCAA Tourn. Years (Record)/Last:** 9 (9-11), 2011  
**NIT Years Record)/Last:** 10 (22-9), 2009 NIT Champions  
**Big Ten Record:** 117-248 (21st Season)

2011-12 REVIEW

**2011-12:** 12-20 (H: 10-7; A: 1-11; N: 1-2)  
**2012 Big Ten Finish:** T11th (4-14)  
**2012 Big Ten Tournament:** 0-1, L, 75-58 vs (5) Indiana

**Scoring (B1G/NCAA):** 61.8 (11th, 288th)  
**Field Goal Percentage:** 39.3 (12th, 325th)  
**Three-Point Percentage:** 31.1 (11th, 262nd)  
**Free Throw Percentage:** 68.6 (11th, 194th)  
**Scoring Defense:** 65.8 (8th, 127th)  
**Field Goal Percentage Defense:** 43.4 (8th, 181st)  
**Rebounding:** 33.9 (6th, NA);  
**Turnovers:** 12.2 (NA, 62nd);  
**Assists:** 10.8 (11th, 305th)  
**Steals:** 6.8 (5th, 130th)

2012-13 NITTANY LION ROSTER

NUMERICAL

NO.	NAME	POS.	HT.	WT.	YR./ELIG.	HOMETOWN/HIGH SCHOOL
1	Akosa Maduegbunam	G	6-3	200	Fr./Fr.	Boston, Mass./Charlestown HS/Winchendon Sch.
2	D.J. Newbill	G	6-4	205	Jr./So.	Philadelphia, Pa./Strawberry Mansion
5	Donovon Jack	F	6-9	205	Fr./Fr.	Reading, Pa./Berks Catholic
10	Brandon Taylor	F	6-7	235	Fr./Fr.	Tabernacle, N.J./Trenton Catholic
11	Jermaine Marshall**	G	6-4	205	Sr./Jr.	Etters, Pa./Red Land
14	Kevin Montminy*	G	6-3	185	So./So.	Centre Hall, Pa./Penns Valley Area
20	Nick Colella*	G	6-3	195	Sr./Sr.	New Castle, Pa./New Castle/PSU-Behrend
21	Sasa Borovnjak**	F	6-9	240	Sr./Sr.	Belgrade, Serbia/Veritas Christian (N.C.)
23	Tim Frazier***	G	6-1	170	Sr./Sr.	Houston, Texas/Strake Jesuit
24	Zach Cooper	G	6-1	170	Jr./Jr.	Ijamsville, Md./Urbana/Gulf Coast State (CC)
25	Jon Graham*	F	6-8	225	Jr./So.	Baltimore, Md./Calvert Hall
32	Patrick Ackerman*	F	6-11	220	So./So.	Rutland, Mass./Worcester Academy
34	Alan Wisniewski*	F	6-9	230	Jr./Jr.	Sterling Heights, Mich./Bishop Foley
35	Kevin Onyeaka	F	6-5	205	Sr./Jr.	Harrisburg, Pa./Central Dauphin East/PSU-Mont Alto
43	Ross Travis*	F	6-6	225	So./So.	Chaska, Minn./Chaska
	John Johnson	G	6-1	175	So./So.	Philadelphia, Pa./Life Center Academy/Univ. of Pittsburgh

\* = Letters Earned

COACHING & SUPPORT STAFF

**Head Coach:** Patrick Chambers (2nd at PSU, 4th overall, Philadelphia University, '94)  
**Associate Head Coach:** Eugene Burroughs (Richmond, '94)  
**Assistant Coaches:** Keith Urgo (Fairfield, '02) & Brian Daly (Saint Joseph's, '92)  
**Director of Basketball Operations:** Ross Condon (Villanova, '07)  
**Director of Player Development:** Adam Fisher (Penn State, '06)  
**Strength Coach:** Brad Pantall (Penn State, '96)  
**Athletic Trainer:** Jon Salazer (Penn State, '93)

BY ELIGIBILITY

SENIORS (3)	
21	Sasa Borovnjak** _____ F
20	Nick Colella* _____ G
23	Tim Frazier*** (will apply for 5th year) _____ G
JUNIORS (4)	
11	Jermaine Marshall** _____ G/F
24	Zach Cooper _____ G
34	Alan Wisniewski* _____ F
35	Kevin Onyeaka _____ F
SOPHOMORES (6)	
2	D.J. Newbill _____ G
14	Kevin Montminy* _____ G
25	Jonathan Graham* _____ F
32	Patrick Ackerman* _____ F
43	Ross Travis* _____ F
	John Johnson _____ G
FRESHMEN (3)	
1	Akosa Maduegbunam _____ G
5	Donovon Jack _____ F
10	Brandon Taylor _____ F

PRONUNCIATIONS

**SASA BOROVNJAK**  
 SAW-sha BOE-rahv-KNEE-yak  
**AKOSA MADUEGBUNAM**  
 Ugh-COE-sa MAD-a-WAY-boo-nam  
**KEVIN ONYEAKA**  
 OH-knee-AHH-kuh  
**ALAN WISNIEWSKI**  
 WIZ-new-SKI



## NATIONAL RANKINGS

## AP TOP 25 (Dec. 24)

1	Duke (63)	11-0	1,623
2	Michigan (2)	12-0	1,551
3	Arizona	11-0	1,463
4	Louisville	11-1	1,422
5	Indiana	11-1	1,383
6	Kansas	10-1	1,309
7	Missouri	10-1	1,157
8	Cincinnati	12-0	1,144
9	Syracuse	10-1	1,140
10	Ohio State	9-2	965
11	Minnesota	12-1	878
12	Illinois	12-1	875
13	Gonzaga	11-1	824
14	Florida	8-2	772
15	Georgetown	10-1	674
16	Creighton	11-1	589
17	San Diego State	11-1	557
18	Butler	9-2	512
19	Michigan State	11-2	416
20	UNLV	11-1	382
21	Notre Dame	12-1	337
22	Oklahoma State	10-1	318
23	North Carolina St.	9-2	264
24	Pittsburgh	12-1	189
25	Kansas State	9-2	152

## USA TODAY/ESPN TOP 25

1	Duke (30)	11-0	774
2	Michigan (1)	12-0	745
3	Louisville	11-1	682
3	Arizona	11-0	682
5	Indiana	11-1	648
6	Kansas	10-1	642
7	Syracuse	10-1	559
8	Cincinnati	12-0	543
9	Missouri	10-1	537
10	Ohio State	9-2	480
11	Florida	8-2	406
12	Creighton	11-1	395
13	Gonzaga	11-1	391
14	Minnesota	12-1	345
15	Illinois	12-1	330
16	San Diego State	11-1	327
17	UNLV	11-1	240
18	Georgetown	10-1	217
19	Michigan State	11-2	207
20	Notre Dame	12-1	181
21	Butler	9-2	136
22	Oklahoma State	10-1	129
23	Kentucky	8-3	108
24	Pittsburgh	12-1	97
25	North Carolina St.	9-2	87



## PENN STATE IN THE RPI

Date	Rank	RPI	SOS
--			

## PENN STATE IN THE RANKINGS

**Date**      **AP**      **COACHES**  
Last ranked 25th in the final ESPN/USA Today Coaches Poll of the 2000-01 season (4/4/01). Last received votes in the national polls on Feb. 2, 2009. The Lions got votes in the Coaches Poll for four weeks.

## PENN STATE VS. RANKED

**ON THE YEAR:** 0-1

**2011-12:** 1-10 (win over:#22 ILL)

**Last WIN vs. RANKED team:**

54-52 vs. #22 Illinois

(1/19/12)

**Last ROAD win:**

38-33 @ #16/18 Illinois

(2/18/09)

**Last HOME win:**

54-52 vs. #22 Illinois

(1/19/12)

**In the Jordan Center:** 15-34

**Last NEUTRAL win:**

36-33 vs. #13 Wisconsin

(3/11/11)

**WIN vs. Highest Ranked in BJC:**

#5 Purdue, 74-63, 2/21/98)

**WIN vs. Highest Ranked On Road:**

66-65 at #6/6 Illinois (2/4/06)

**WIN vs. Highest Ranked Overall:**

65-63 vs. #2/3 Michigan State

(3/9/01) Big Ten Tourn.

**Under Patrick Chambers:**

1-11 (2nd season)

**Since joining BIG TEN (1992-93):**

27-111

**OVERALL Streak:** Lost 8

**HOME Streak:** Lost 1

## STARTS CHART

## CAREER STARTS

PLAYER	10-11	11-12	12-13	CAREER	CONS	GAMES
#23 Tim Frazier	33	32	4	79	-	101
#2 D.J. Newbill	32*	DNP	11	43	11	43
#11 Jermaine Marshall	17	11	28	14	70	
#43 Ross Travis	16	10	26	-	43	
#25 Jon Graham	17	8	25	-	37	
#21 Sasa Borovnjak	7	3	10	3	61	
#10 Brandon Taylor		7	7	7	11	
#20 Nick Colella	6	1	7	1	37	

\* at Southern Mississippi

## 2011-12 SEASON

GAME	POSITION					LINE-UP RECORD
	1	2	3	4	5	
SAINT FRANCIS	23	2	11	43	25	
vs. N.C. State	23	2	11	43	25	
vs. Providence	23	2	11	43	25	
vs. Akron	23	2	11	43	25	2-2
BUCKNELL	2	11	43	10	25	
BOSTON COLLEGE	2	11	43	10	25	
PENN	2	11	43	10	25	
@ LaSalle	2	11	43	10	25	2-2
ARMY	2	11	43	10	21	
DELAWARE ST.	2	11	43	10	21	2-0
NEW HAMPSHIRE	2	20	11	10	21	1-0

## BENCH SCORING

## SEASON HIGH:

20 vs. New Hampshire

**20+ POINTS:** --

**AVERAGE:** 9.5

SAINT FRANCIS 5

N.C. State 2

Providence 8

Akron 16

BUCKNELL 8

BOSTON COLLEGE 3

PENN 5

LaSalle 11

ARMY 11

DELAWARE ST 16

NEW HAMPSHIRE 20

## DIFFERENT

## STARTING LINE-UPS:

4 on the year;

36 of 55 starts on the

year by freshmen or

sophomores.

Penn State employed 14

different starting line-ups

on the 2011-12 season,

nine in Big Ten play.

## LIONS DROP CHALLENGE GAME TO B.C.:

Penn State dropped its ACC/Big Ten Challenge contest 73-61 to Boston College on Nov. 28 to fall to 5-7 in Challenge games, having won four of the last six. The leagues tied at six wins each in the 14th Challenge, the first ever tie, as the Big Ten retained the Commissioners Cup after having won the last three Challenges. The Big Ten has three Challenge wins while the ACC has won 10 of the 14 Challenges.

## FRAZIER SURGERY SUCCESSFUL:

Tim Frazier had successful surgery to repair his ruptured left Achilles tendon on Nov. 20. He will be in a cast for about three weeks before moving to a series of boots that will gradually flatten his foot as the tendon stretches. He is expected to have about a six month recovery period and, at the completion of the 2012-13 campaign, can apply for an NCAA Hardship Waiver to return for the 2013-14 season.

## WE CAN RELATE:

Penn State coach Patrick Chambers can relate to star guard Tim Frazier's recent injury, in fact Frazier is using the exact same motorized scooter Chambers used this summer after he underwent arthroplastic surgery to repair the knee joint on his left leg and was limited to riding the scooter and non-weight bearing crutches for six weeks and the use of crutches for two months. Chambers has said the insertion of a wedge and six screws to re-align his knee joint was one of the toughest things he's had to deal with and will use the recent experience to help guide Frazier through his rehabilitation. Frazier's sister, Krystal, also suffered a ruptured Achilles, during a standout basketball career at Rice that saw her earn All-Conference USA honors. She returned from the injury to post 10 ppg in her senior season.

## FRAZIER REMAINS ACTIVE LEADER:

Since his season-ending Achilles injury, Tim Frazier has remained a vocal and active presence on the team attending every practice and shouting instructions and pulling teammates aside during breaks in the action. He is a virtual assistant coach in games, even delivering the pre-game scout in the locker room prior to the win over Delaware State. He has been particularly active in helping to guide D.J. Newbill in his transition to the point guard position.



**NEWBILL HITS HIS STRIDE:** D.J. Newbill averaged 14.0 ppg (tied with Tim Frazier for the team lead) and 5.0 rpg while shooting 50 percent (17-34) from the field in the Puerto Rico Tipoff. Newbill played 35 minutes per game in the tournament and added nine assists and four steals. Newbill also handled some point guard duties in the first two games of the tournament before taking over entirely in the third game after the loss of Tim Frazier.

**MARSHALL & TAYLOR LEAD LIONS OVER BUCKNELL:**

- Freshman Brandon Taylor made his first career start in the win vs. Bucknell and hit 4-of-8 from three for a career high 16 points in just 20 minutes. Taylor's two-straight threes sparked Penn State in the second half vs. Bucknell.
- Penn State followed a 16-point first half on 16% shooting vs. Bucknell by hitting 5-of-6 from three and shooting 65% in the second half to score 44 points, its best offensive half of the season. The Lions hit 14 of their first 18 shots (77%) through the first 14:30 of the half to take a 50-43 lead.
- Jermaine Marshall hit 7-of-11 at the foul line to lead Penn State with 17 points, 15 in the second half, vs. Bucknell. It was his first time leading the Lions in scoring on the year and the fourth time on his career.
- D.J. Newbill posted a career-best seven assists playing 37 minutes at point guard vs. Bucknell. He added 10 points and seven rebounds.
- Penn State used combinations of 1-3-1, 2-3 and man-to-man defense to limit Bucknell's Mike Muscala to just four field goal attempts and 10 points. He entered the game scoring 17.7 ppg.
- Penn State posted 14 offensive rebounds vs. Bucknell and allowed just 3.
- Penn State outscored Bucknell 21-15 at the three-point line, the first time this season Penn State has outscored an opponent from the arc.

**FRAZIER SUFFERS SEASON-ENDING INJURY:** Senior guard Tim Frazier, a pre-season candidate for both the Wooden and Naismith national player of the year awards, will miss the remainder of the 2012-13 season due to an injury suffered in the Nittany Lions' third game of the Puerto Rico Tip-Off in Bayamon, Puerto Rico. Frazier had played in every game (101) the last three plus seasons. He suffered a ruptured Achilles tendon in his left leg and the 2012 first-team All-Big Ten guard underwent surgery to repair the injury on Nov. 20. A pre-season All-Big Ten selection, Frazier was leading Penn State with 21.7 ppg and 5.0 apg per game and was second with 6.0 rebounds per game through three games. He suffered the injury in the Nittany Lions' fourth game, a Nov. 18 contest vs. Akron in Puerto Rico, leaving the floor at the 14:30 mark of the first half. Frazier, a two-time Academic All-Big Ten selection on schedule to graduate in May with a degree in Supply Chain and Information Systems from the Smeal College of Business, is eligible



**PATRICK CHAMBERS**

**HEAD COACH • 2ND SEASON**

**PHILADELPHIA UNIVERSITY, '94**

**61-52 Overall (4th season)**

**19-24 at Penn State (2nd season)**

**Family:** Wife: Courtney; Daughters: Grace & Caitlin; Son: Ryan  
**Hometown:** Newtown Square, Pa.  
**College:** Philadelphia University, 1994  
**Date of Birth:** Dec. 13, 1970

**CAREER HIGHLIGHTS**

- Named 12th head basketball coach at Penn State on June 6, 2011.
- Led Boston University to the 2011 NCAA Tournament – the program's first NCAA berth since 2002.
- Led BU to the 2011 America East Tournament Title.
- Posted back-to-back 21-win seasons at BU – the only coach in BU history to earn 20 wins in each of his first two seasons and the fastest to earn a conference championship.
- 42-28 record in two seasons as head coach at BU, leading the Terriers into the post-season both years.
- Associate head coach at Villanova's during the Wildcats 2009 NCAA Final Four run.
- Five seasons on Villanova staff under Jay Wright – helped lead the Wildcats to a 126-45 record (.737), five NCAA Tournament appearances, four NCAA Sweet 16 appearances, a school record 30 wins in 2008-09, won at least 22 games every year.
- Instrumental in building Villanova's 2009 recruiting class which was ranked No. 3 in the nation by ESPN.com.
- Four players coached at Villanova played in the NBA.
- Recruited four McDonald's All-Americans to Villanova.

**NOTABLE**

- The youngest of 12 siblings (nine boys, three girls)
- Was in collegiate coaching just five years before earning his first head coaching position at Boston University.
- Three siblings are Penn State graduates and a nephew, Patrick Flanagan, is a defensive back on the football team.
- Worked for 10 years as a highly successful salesman and part owner in the family's printing business in Philadelphia.
- Played for 2011 Naismith Basketball Hall of Fame inductee Herb Magee at Philadelphia University. Magee, also known as "The Shot Doctor," is college basketball's all-time victories leader (941).
- Began his career at Philadelphia U. as a walk-on and went on to become the school's all-time leader in assists.
- Played for and coached with legendary Philadelphia coach Dan Dougherty at Episcopal Academy. Dougherty posted 621 wins at Episcopal, most of any high school coach in Philadelphia history.
- Older brother, Tim, was the 1984 Ivy League Player of the Year in football and led Penn to three-straight Ivy League titles. He is now a writer, producer and director and just released the film "Mighty Macs."
- Older brother, Paul, was a three-year starter at point guard for the Penn Quakers.

**CHAMBERS COACHING RECORD**

YEAR	RECORD (Conference)	POST-SEASON
<b>BOSTON UNIVERSITY</b>		
2009-10	21-14 (11-5 4th/2nd in Tourn.)	CBI Semifinals
2010-11	21-14 (12-4 2nd/Won Tourn.)	NCAA 2nd Round
<b>PENN STATE</b>		
2011-12	12-20 (4-14 T11th/1st rd. Tourn.)	
<b>TOTALS</b>		
4 Years	61-52 (27-23) 1 Tournament Title	1 NCAA, 1 CBI

**COLLEGIATE COACHING EXPERIENCE:**

1995-96	Delaware Valley (PA) College (Asst)
2004-05	Villanova (Dir. Ops)
2005-08	Villanova (Asst.)
2008-09	Villanova (Assoc. Head Coach)
2009-11	Boston University (Head Coach)
2011-present	Penn State (Head Coach)

**NOTING  
THE JORDAN CENTER**

**RECORD IN BJC:** 171-101 (18th Season) (62%) (272 games)

**OPENED:** January 11, 1996 vs. Minnesota (W, 76-51)

**CAPACITY:** 15,261

**MOST CONTESTS IN A SEASON:** 20 (2008-09)

**100TH WIN:** 56-55 over Hartford, Dec. 6, 2006

**LONGEST WIN STREAK:** 14; Jan. 11, 1996-Dec. 27, 1996

**SEASON HOME WINS RECORD:** 17-3 (2008-09)

**SEASON BEST START:** 8-0, 2007-08 & 1996

**TOP SEASON WIN MARKS:** 17-3 (2008-09); 13-4 (2007-08); 13-4 (1999-2000); 13-5 (2010-11); 12-2 (1997-98);

**TOP SEASON WIN PERCENTAGES:** 100.0, 8-0 (1996); .862, 17-3 (2008-09); .857, 12-2 (1997-98);

**TOP 10 CROWDS:**

- 15,472 vs. Purdue, 2/1/1997
- 15,464 vs. Indiana, 1/26/1997
- 15,455 vs. Ohio State, 3/1/1999
- 15,435 vs. Ohio State, 2/27/1999
- 15,420 vs. Indiana, 1/8/2000
- 15,403 vs. No. 1 Ohio State 3/1/2011
- 15,389 vs. Northwestern, 2/15/1997
- 15,377 vs. Michigan State, 2/24/2001
- 15,355 vs. Indiana, 1/31/1999
- 15,232 vs. Indiana, 2/3/2001

**TOP 2011-12 CROWD:** 13,103 vs. Nebraska, 2/11

**TOP 2010-11 CROWD:** 15,403 vs. No. 1 Ohio State, 3/1

**TOP 2009-10 CROWD:** 14,017 vs. Michigan State, 2/13

**TOP 2008-09 CROWD:** 15,035 vs. Indiana, 2/28

**TOP 2007-08 CROWD:** 11,159 vs. Michigan State, 2/2



## THE LAST TIME:

BEAT at TOP 25 Team	1/19/12 vs. #22 Illinois (54-52)
BEAT at TOP 10 Team	2/1/09 @#9 Michigan State (72-68)
BEAT at TOP 5 Team	3/18/01 vs. #5 North Carolina (NCAA) (82-74)
BEAT a BIG TEN TEAM by 20+	1/5/12 vs. Purdue (65-45)
WON in OVERTIME	12/15/12 vs. Delaware St. (80-76)
LOST in OVERTIME	1/2/4/10 @Wisconsin (79-71)
PLAYED DOUBLE OVERTIME	3/7/09 @Iowa (L, 75-67)
Came From 10+DOWN TO WIN	11/18/12 vs. Providence (55-52 OT)
WON NON-CON ROAD	11/30/11 @Boston College (62-54)
WON BIG TEN ROAD	3/6/11 @Minnesota (66-63)
LOST AT HOME	11/28/12 vs. Boston College (73-61)
LOST NON-CON HOME	11/28/12 vs. Boston College (73-61)
SCORED 100+	12/19/09 vs. Gardner-Webb (104)
ALLOWED 100+	12/3/06 vs. VMI (111)
SCORED 90+	12/19/09 vs. Gardner-Webb (104)
ALLOWED 90+	3/3/07 @Indiana (94)
SCORED 80+	12/15/12 vs. Delaware St. (80)
SCORED 80+ IN BIG TEN	1/8/12 vs. No. 12 Indiana (82)
SCORED UNDER 50	1/31/12 vs. Wisconsin (46)
SCORED UNDER 40	3/11/11 @ BTT v. Wisconsin (36)
SCORED 60+ IN A HALF	12/19/09 vs. Gardner-Webb (60 2nd)
SCORED 50+ IN A HALF	12/19/09 vs. Gardner-Webb (60 2nd)
BENCH Scored 50+	12/7/05 vs. UMKC (50)
OPP SCORED 45 OR LESS	12/23/12 vs. New Hampshire (45)
CONSECUTIVE OPP BELOW 45	2009 @Temple (45) & UMBC (42)
OPP SCORED 40 OR LESS	3/11/11 @ BTT v. #13 Wisconsin (33)
CONSECUTIVE OPP BELOW 40	2007 vs. Princeton (38) & Denver (39)
OPP SCORED 10 OR LESS IN HALF	12/15/07 Denver (10)
OPP SHOT BELOW 30%	12/23/12 vs. New Hampshire (22.6%)
SHOT 60%+ FG	11/25/09 vs. Sacred Heart (63.8)
SHOT 60%+ FG IN BIG TEN	1/3/06 vs Northwestern (64.0)
SHOT 50%+ FG IN BIG TEN	2/25/12 vs. Nebraska (50.9)
OPP SHOT 60%+	1/11/09 @Minnesota (62.5)
SHOT 70% IN HALF	12/30/06 vs. VMI (70.3, 26-37)
SHOT UNDER 30%	11/26/11 @ St. Joe's (19-71; 26.8%)
SHOT 70%+ FROM 3PT	12/28/05 vs. St. Francis (75.0, 9-12)
SHOT 60%+ FROM 3PT	11/28/10 vs. Furman (12-19, 63.2%)
SHOT 50%+ FROM 3PT	11/23/11 vs. YSU (11-22, 50%)
SHOT 95%+ FROM FT	3/13/11 vs Ohio State (9-9, 100%)
SHOT 85%+ FROM FT	11/9/12 vs. St. Francis (28-32, 87.5%)
SHOT 50% OR LESS FT	11/23/11 vs. Bucknell (9-20, 45%)
50+ REBOUNDS	11/28/09 vs. UMBC (52)
45+ REBOUNDS	12/7/11 vs. Lafayette (47)
20+ OFFENSIVE REBS	12/7/11 vs. Lafayette (20)
20 OR LESS REBOUNDS	2/29/12 @ Purdue (17)
OPP LESS THAN 20 REBS	1/19/11 vs. Purdue (19)
15+ STEALS	11/12/11 vs. Hartford (15)
10+ STEALS	11/18/12 vs. Providence (11)
30+ ASSISTS	12/30/06 vs. VMI (36)
20+ ASSISTS	2/17/10 @ Northwestern (21)
5 OR LESS TURNOVERS	2/19/12 @ Wisconsin (5)
20 + TURNOVERS	12/10/11 @ Duquesne (23)
OPP 25+ TURNOVERS	11/12/11 vs. Hartford (26)
PLAYER 40+ POINTS	Jesse Arnelle (40) vs. Temple, 1/29/1955
PLAYER 35+ POINTS	Pete Lisicky (35) vs. Penn, 12/9/1995
PLAYER 30+ POINTS	Tim Frazier (30) at Nebraska, 1/11/12
3 PLAYERS 20+ POINTS	Claxton, Cornley, Hassell vs. VMI, 12/30/06
2 PLAYERS 20+ POINTS	Marshall & Newbill vs. BC, 11/28/12
6+ PLAYERS 10+ POINTS	12/19/09 vs. Gardner-Webb (6)
5+ PLAYERS 10+ POINTS	12/18/12 vs. Mt. St. Mary's (5)
10 PLAYERS 10+ MINUTES	12/19/09 vs. Gardner-Webb (10)
PLAYER 20+ REBOUNDS	A. Johnson (20) vs. Sacred Heart, 11/27/04
PLAYER 15+ REBOUNDS	G. Claxton (15) @Purdue, 2/18/06
PLAYER 10+ ASSISTS	Tim Frazier (11) vs. YSU, 11/23/11
PLAYER 5+ STEALS	Jermaine Marshall (5) vs. UNH , 12/23/12
PLAYER 5+ BLOCKS	Jeff Brooks (5) vs. Lehigh, 11/12/10

to apply for an NCAA medical Hardship Waiver after the completion of the 2012-13 campaign. He had posted 25 straight double-digit scoring game, 14 of which were 20+ point outings, and had led Penn State in scoring in 28 of the last 35 games, scoring 20+ points in nine of his last 13, prior to the Akron game.

**LIONS RALLY TO GET OT WIN OVER PROVIDENCE/FIRST UNDER CHAMBERS:**

Penn State played and won its first overtime game under head coach Patrick Chambers in its second game of the Puerto Rico Tip-Off downing Providence 55-52 in OT. Penn State came back from 10 points down in the second half to claim the victory. It was Chambers' third career overtime game as a head coach (2-0 at BU) and he improved to 3-0. The overtime win was the first for Penn State since a 77-73 victory over George Mason in the first round of the 2009 NIT and the Lions' first overtime game since a 79-71 loss at No. 18 Wisconsin in 2010. Tim Frazier scored nine straight points during a key second half stretch in which Penn State went from down four, 35-31, with 7:24 to play to up three, 40-37, with 2:23 left. Frazier led Penn State in scoring (19), rebounds (9), assists (7), and steals (4) while playing all 45 minutes (a career most) of the overtime game.

**BIG BACKCOURT:** The focus of attention all preseason, the backcourt tandem of Tim Frazier and D.J. Newbill delivered in the season opener combining for 39 points, 11 rebounds, seven assists and three steals in a 65-58 victory, delivering 60% of the team's scoring. The pair were deadly at the foul line combining to go 26-of-28 at the foul stripe on a night when the Lions shot 28-of-32 as a team. Frazier led the Lions with 23 points and six assists. Newbill had 16 points and seven rebounds. Both played 35+ minutes.

**FRAZIER CRACKS 1,000/24TH IN CAREER SCORING:** With 23 points in Penn State's 72-55 loss to N.C. State in its first game of the Puerto Rico Tip-Off, Tim Frazier became the 30th 1,000-point scorer in Penn State history. He posted 19 in a second round win over Providence and now has 1,035 career points which is good for 24th place all-time on the scoring charts.

**FRAZIER NAMED TO WOODEN TOP 50:** Tim Frazier was named to the Wooden Award Men's Preseason Top 50. He is the second Nittany Lion in the last three years to be named to the preseason list joining Talor Battle who was named prior to the 2010-11 season. The Preseason Top 50 was chosen by a poll of national college basketball media members. Frazier was among nine Big Ten players named to the list, which led all conferences. The Wooden Award All American Team, consisting of the nation's top 10 players, will be announced the week of the "Elite Eight" round of the NCAA Tournament.

**FRAZIER PRESEASON ALL-BIG TEN:** Senior guard Tim Frazier was named to the Preseason All-Big Ten team by conference media voters. Frazier, the lone returning first-team All-Big Ten selection from last year, was joined on the preseason team by Ohio State's Aaron Craft and Deshaun Thomas, Michigan's Trey Burke and Indiana's Cody Zeller who was also named the preseason POY.

**FRAZIER ON PACE FOR ASSIST RECORD/TOP 5 SCORING, ASSISTS & STEALS:** After a Penn State season record 198 assists last year, Tim Frazier is on pace to finish his career among the top five in Nittany Lion history in scoring, assists and steals. He stands sixth all-time in assists (459), needing 142 to eclipse the career record of 600 set by Freddie Barnes in 1992. He ranks eighth in steals with 143 and stands 24th in scoring with 1,035 points.

**BIGGER, STRONGER, FASTER:** Some highlights of Penn State's physical improvement under strength coach Brad Pantall:

**TIM FRAZIER:** Added 18 reps to his 185-pound bench press since arriving at Penn State and can now do 19, one shy of the 2012 NBA Combine best...improved his max bench press by more than 115 pounds to over 300 pounds entering his final season...posted a pro-lane agility time (10.0) and 3/4 court sprint time (3.09) better than the NBA combine bests...has added 30 pounds of muscle since arriving at Penn State.

**JON GRAHAM:** Added four inches to his vertical leap...added 11 reps to his 185-pound bench press to now be able to perform a team high 24, far above the 2012 NBA Combine best of 20...increased his max bench press from 215 to 325.

**ROSS TRAVIS:** In the past year, Travis has increased his bench press max from 245 to 310 and his reps on the 185-pound bench from 10 to 22. He increased his leg press max from 325 to 615 and added 2.5 inches to his vertical (31.5). He increased his weight from 203 to 220 while maintaining his body fat and can touch a team-best 16 inches above the rim.

**NICK COLELLA:** Added more than six inches to his vertical leap and improved his pro-lane agility time to 10.0, tying the Penn State team record and beating the 2012 NBA Combine best...improved his bench press by 75 pounds to over 300 pounds.

**SASA BOROVNJAK:** Cut his weight from 242 to 230 pounds and reduced his body fat by five percent...Improved his bench over 300 pounds while cutting one second off his pro-lane agility time.

**CHAMBERS & THE POST-SEASON:** Coach Patrick Chambers missed having a team play in the post-season for the first time in his collegiate coaching career last season and has been a part of the post-season in seven of his eight seasons as a collegiate coach. In his previous five seasons as a member of the Villanova coaching staff and two as head coach at Boston University, all of his teams reached post-season play including six NCAA Tournament appearances and one CBI appearance. Chambers has been a part of 17 NCAA Tournament games, helping Villanova advance to the tournament every year and make four NCAA Sweet 16 appearances and reach the 2009 NCAA Final Four. In his first season at BU, he guided the Terriers to their first post-season win since 1959 with a victory in the CBI and the following year led BU to its first NCAA Tournament appearance since 2002.





**117 YEARS OF HOOPS:** Penn State embarked on its 117th season of playing basketball in the 2012-13 campaign, having begun play in 1897 with a pair of contests vs. Bucknell, which returns to the schedule this year for the first time since 2006. Penn State has made 12 post-season appearances in the last 24 years (4 NCAA, 8 NIT) and a total of 19 (9 NCAA, 10 NIT) overall. Since 2009, Penn State has won the program's first national tournament title (2009 NIT), made the program's first appearance in the Big Ten Tournament Championship game (2011) and played in the NCAA Tournament (2011).

**STAFF TIES:** Patrick Chambers began forming his first Penn State coaching staff by naming his former Episcopal Academy high school teammate Eugene Burroughs as associate head coach, the first of three assistants with strong ties to Philadelphia. Chambers and Burroughs both played for legendary coach Dan Dougherty in Philadelphia in the late 80's early 90's. Burroughs previously had worked as associate head coach at Navy. Former Villanova assistant Keith Urgo also joined the staff as an assistant. The pair worked together on Villanova's 2009 NCAA Final Four staff and Urgo worked under Jay Wright for four seasons. Brian Daly followed Chambers from Boston University where he was associate head coach under Chambers. Daly is a former Philadelphia high school standout and player at Saint Joseph's and was a highly successful high school coach at his alma mater, Monsignor Bonner HS in Philadelphia.

**GET ON THE FLOOR:** Patrick Chambers places an emphasis on "dives" during a basketball game and has his staff chart them with a goal of achieving at least 14 "dives" per game. Chambers has established an "Attitude Club" in which players attempt to record enough hustle points during practices and games to become a member. Penn State charts "Attitude Points" during every practice and game and announces winners at the end of every practice. Modeled after similar programs used by longtime NBA coach Pat Riley and Chambers' mentor, Villanova's Jay Wright, the club charts hustle plays, extra passes, charges drawn, dives on the floor, screen assists, shot contests, tap backs, deflections, etc.

**LIONS SIGN FOUR IN EARLY PERIOD  
CHAMBERS FIRST FULL RECRUITING CYLCE**

**PAYTON BANKS • 6-6 • ORANGE, CALIF.:** Three-star recruit (Scout.com/247 Sports)...15.6 ppg, 6.9 rpg, 4.4 apg, 1.4 spg in junior year at Orange Luthern HS...first team All-CIF Southern Section Division IA...versatile combo guard.

**JULIAN MOORE • 6-10 • PHILADELPHIA, PA.:** three-star recruit, sixth best in Pennsylvania (ESPN.com)...11 ppg, 14 rpg in junior season at Germantown Academy...a late bloomer...was 6-7 1 1/2 years ago...runs the floor/perimeter skills

**GENO THORPE • 6-3 • PITTSBURGH, PA.:** consensus three-star recruit...Pennsylvania Class AAAA first-team...21.5 ppg, 3.2 rpg, 2.6 apg in junior season at Shaler HS...offers from Wisconsin, Pitt, Kansas State, Seton Hall and Rutgers.

**GRAHAM WOODWARD • 6-0 • EDINA, MINN.:** three-star recruit (Rivals/247 Sports)...point guard...20.5 ppg in junior season at Edina HS...All-Metro second team by Minneapolis Star...offers from Washington St., Gonzaga, Xavier and Drake.

**JOHNSON TRANSFERS TO LIONS**

**JOHN JOHNSON • 6-1 • PHILADELPHIA, PA.:** played in all 39 games, starting two, at the University of Pittsburgh in 2011-12...three-time PIAA all-state first team and one-time New Jersey All-State Prep team...2,314 points (19.6 ppg) in prep career...No. 69 recruit nationally by Bob Gibbons...will be junior eligible at PSU after playing in an exhibition game at Pittsburgh in 2012-13.

**PENN STATE GREAT TITUS IVORY SUFFERS STROKE;  
IN MIDST OF 6-12 MONTH RECOVERY:**

One of the most beloved players in Penn State history and the emotional leader of Penn State's 2001 NCAA Sweet 16 team, Titus Ivory, suffered a stroke on Oct. 11, 2012 while on a football field supervising workouts with the members of his Hickory Grove Christian High School (Charlotte, N.C.) team. A blood clot in his left common carotid artery, put Ivory in the ICU for three days waiting minute by minute as his family and friends stood nearby awaiting a miracle to happen. His inoperable blood clot remained dormant. With the help of a tremendous medical team and a touch of grace, Titus was given a second chance. Titus is back on his feet, but the father of three, with the help of his wife (Nikki), now begins a 6-12 month journey on the road to recovery. His current mission in helping at risk youth simply exemplifies Titus's mission to share his blessings with those less fortunate.

His family, friends and former teammates have created a crowd sourcing website to help raise funds to support the Ivory family during this time with a goal of raising \$50,000 so that the Ivory family can focus on recovery and not on the medical bills or the financial stress that we have all faced. Donations to Team Titus can be made at:

**WWW.GOFUNDME.COM/1GRNAC**

**PENN STATE RECORD WHEN:**

	UNDER CHAMBERS	12-13	Last 6 Yrs
At Home	15-8	6-1	66-29
Non-Con at Home	10-3	4-1	
Road	1-12	0-1	15-41
Neutral	2-4	1-2	10-15
vs. Ranked	1-11	0-1	10-33
Decided by 3 points or less	3-2	2-0	16-15
Decided by 4-10 points	7-6	2-0	34-26
Decided by 11-19 points	5-10	1-2	26-28
Decided by 20+ points	3-6	1-2	15-16
Overtime/Double OT (0-1)	2-0	2-0	5-2
Leading at HALF	12-4	5-1	68-12
Tied at HALF	2-0		8-6
Trailing at HALF	4-20	2-3	15-66
Leading with 5:00 TO PLAY	16-2	6-0	76-10
Tied with 5:00 TO PLAY	-		0-1
Trailing with 5:00 TO PLAY	2-22	1-4	13-73
PSU SHOOTS 45%+	7-4	3-0	51-19
PSU SHOOTS Less Than 45%	11-20	4-4	40-67
PSU SHOOTS better than OPP	14-4	5-0	71-11
OPP SHOOTS 45%+	1-15	1-3	19-60
OPP SHOOTS Less Than 45%	17-8	6-1	61-22
PSU SHOOTS 40%+ FROM 3PT	5-2		35-15
PSU OUT-REBOUNDS Opp	15-10	6-1	68-34
OPP OUT-REBOUNDS or EVEN	3-14	1-3	23-51
PSU FREE THROW% 70%+	7-9	2-1	36-36
PSU Has MORE FT ATTS	10-3	4-0	75-22
OPP Has MORE OR = FT ATTS	7-22	3-5	16-64
PSU Has 15 OR FEWER TOs	15-22	4-4	84-75
PSU Has LESS TOs THAN OPP	13-11	4-1	45-33
PSU SCORES 70+	8-2	3-0	39-9
PSU SCORES 69 OR LESS	10-22	4-4	51-76
OPP SCORES 70+	3-17	2-4	12-50
OPP SCORES 69 OR LESS	12-6	5-0	72-32
OPP SCORES 59 OR LESS	12-1	5-0	48-3
OPP SCORES 49 OR LESS	6-0	2-0	19-1
In NOVEMBER	8-5	3-3	28-12
In DECEMBER	6-5	4-1	23-13
In JANUARY	2-7		12-28
In FEBRUARY	2-5		15-21
In MARCH	0-2		12-12
In APRIL	-		1-0
In TOURNAMENTS	2-4	1-2	14-12
ON TELEVISION	9-19	2-3	68-73
vs. BIG TEN	4-14		37-60
vs. ACC	1-2	0-2	
vs. A-10	0-3	01	
vs. AMERICAN EAST	2-0	1-0	
vs. BIG EAST	2-0	1-0	
vs. BIG SOUTH	1-0		
vs. BIG 12	-		
vs. COLONIAL	-		
vs. CONFERENCE USA	-		
vs. HORIZON	1-0		
vs. IVY LEAGUE	2-0	1-0	
vs. MID AMERICAN	0-1	0-1	
vs. METRO ATLANTIC	-		
vs. MCC	-		
vs. MID EASTERN ATHLETIC	1-0	1-0	
vs. MOUNTAIN WEST	-		
vs. NEC	2-0	1-0	
vs. OHIO VALLEY	-		
vs. PATRIOT	2-1	2-0	
vs. SEC	0-2		
vs. SOUTHLAND	-		
vs. SOUTHERN	-		
vs. SUN BELT	-		



## 21st BIG TEN SEASON

Penn State will open its 21st season of Big Ten Conference play with a road games at Wisconsin (Jan. 3). It marks the fourth straight season Penn State will open the Big Ten with a road game. Penn State posted a 4-12 mark during the Big Ten regular season in 2011-12 to finish in a tie for 11th place. Penn State has posted a .500 or better record in Big Ten play five times. Penn State has finished fourth in the Big Ten regular season twice in the last four seasons. Penn State's best Big Ten finish came in 1996 as the Lions went 12-6 to finish second in the conference.

## IN THE BIG TEN STAT RANKINGS

### INDIVIDUAL (Dec. 20)

**SCORING:** **OVERALL** **Big Ten**

D.J. Newbill 7th, 15.6  
Jermaine Marshall 8th, 15.1

**REBOUNDING:**

Ross Travis 2nd, 7.6  
D.J. Newbill 18th, 5.6

**ASSISTS**

D.J. Newbill 8th, 3.9

**FIELD GOAL %:**

-

**FREE THROW %:**

-

**BLOCKED SHOTS:**

-

**STEALS:**

Jermaine Marshall 4th, 2.0

**3-POINTERS MADE:**

Jermaine Marshall 10th, 1.9

**ASSIST TO TURNOVER:**

D.J. Newbill 14th, 1.1

**OFFENSIVE REBOUNDS:**

Ross Travis 4th, 2.7

**DEFENSIVE REBOUNDS:**

Ross Travis 8th, 4.9

**MINUTES PLAYED:**

D.J. Newbill 2nd, 35.6  
Jermaine Marshall 3rd, 35.4  
Ross Travis 8th, 32.9

### TEAM RANKINGS

**SCORING OFFENSE:** 11th, 62.9

**SCORING DEFENSE:** 12th, 67.2

**FREE THROW %:** 9th, 68.3

**FIELD GOAL %:** 12th, 40.0

**FIELD GOAL% DEFENSE:** 12th, 43.1

**3-POINT FG % :** 11th, 27.5

**3-POINT FG % DEFENSE:** 12th, 38.3

**REBOUNDING OFFENSE:** 11th, 35.9

**REBOUNDING DEFENSE:** 6th, 31.6

**REBOUNDING MARGIN:** 9th, +4.3

**ASSISTS:** 12th, 9.2

**BLOCKED SHOTS:** 11th, 2.9

**STEALS:** 8th, 6.1

**TURNOVER MARGIN:** 10th, -0.4

**ASSIST TO TURNOVER:** 12th, 0.7

**OFFENSIVE REBOUNDS:** 9th, 12.0

**OFFENSIVE REBOUND %:** 10th, 33.1

**DEFENSIVE REBOUNDS:** 10th, 23.9

**DEFENSIVE REBOUNDS %:** 1st, 76.4

**3-POINT FG MADE:** 8th, 5.2

## GREAT GRAD RATE

Coach Patrick Chambers' Nittany Lions ranked second in the Big Ten with a Graduation Success Rate (GSR) of 92 percent, 24 percent higher than the national average (68%), according to statistical information released by the National Collegiate Athletic Association (NCAA). The NCAA's annual study of institutions nationwide revealed that Penn State student-athletes at the University Park campus earned a GSR of 88 percent compared to the 80 percent average for all Division I institutions for students entering from 2002-03 through 2005-06. The 88 percent figure was third to Northwestern (97) and Illinois (89) among Big Ten Conference institutions. Penn State basketball's NCAA four-year Academic Progress Rate (APR) score of 995 through 2009-10 tied for the best among men's basketball teams in the Big Ten and was well above the national average of 945. Penn State and Michigan State tied for the Big Ten's highest APR figure, marking the fourth consecutive year the Nittany Lions ranked among the top three in the Big Ten. The four-year federal graduation rate average for University Park student-athletes was 78 percent, second to Northwestern (88) among Big Ten schools, and significantly above the 64 percent Division I average.

## CHAMBERS LEADS COACHES VS CANCER:

Patrick Chambers immediately embraced the mantle of leadership of Coaches vs. Cancer-Penn State, now embarking on its 18th year, when he took over the Nittany Lion program.

- CVC-Penn State has raised nearly \$2 million in the last 17 years to fight cancer and help support those affected by the disease.

- The organization raised over \$200,000 for the third-straight year in 2011-12 and has raised more than \$175,000 each of the last six years ranking it among the top 10 CVC organizations in the nation.

- CVC-Penn State has grown from an annual golf tournament started in the summer of 1996 to a year-round schedule of seven events, which includes the the Coaches Vs. Cancer Celebrity Golf Tournament, CVC Reverse Car Drawing, CVC "Band Together" Day, Spikes Fest, CVC 5k Fun Run/Walk and State College Brew Expo.

- CVC-Penn State keeps a portion of the money raised in the Centre Region to provide direct assistance through the Bob Perks Fund (BPF). CVC has donated more than \$35,000 to BPF each of the last four years and more than \$190,000 total. Funds are also donated directly to the American Cancer Society.

**LIONS PLAYING PROFESSIONALLY:** All four senior starters from Penn State's 2011 NCAA Tournament team are currently playing professionally in Europe or South America. Penn State currently has 13 former players active in pro leagues around the world, nine of which have graduated in the last five years.

### Nittany Lions Currently Playing Professionally

Player (year graduated or left PSU)	Team	Country	League
Cammeron Woodyard (2012)	Basquetbol Ancud	Chile	Chile-Liga Nacional
Talor Battle (2011)	Upea Capo D'Orlando	Italy	Italian Lega 2
Jeff Brooks (2011)	Mapooro Cantu	Italy	Italian Serie A
David Jackson (2011)	Thor Thorl	Iceland	Iceland-Dominos
Andrew Jones (2011)	Ilysiakos Athens	Greece	Greece-A1
Jamelle Cornley (2009)	Rain or Shine	Philippines	Philippines-PBA
Stanley Pringle (2009)	Indonesia Warriors	Indonesia	Indonesia-NBL
Brandon Hassell (2008)	Summerside Storm	Canada	Canada-NBL
Joonas Suotamo (2008)	Espoo Basket	Finland	Finland-1st Division
David "Mooch" Jackson (2007)	GEGR Indalo	Argentina	Argentina-LigaA
Jan Jagla (2004)	FC Bayern Muenchen	Germany	Germany-1.Bundesliga
Tyler Smith (2002)	Tohigi Brex	Japan	Japan-JBL
Joe Crispin (2001)	Unsigned Free Agent		

## PENN STATE RADIO NETWORK

In his 31st season, Steve Jones handles the play-by-play for Nittany Lion basketball and is joined by nationally respected Philadelphia Daily News sports-writer Dick Jerardi. Broadcasts begin 30 minutes prior to tipoff with the "Patrick Chambers Pregame Show." Game telecasts as well as "The Nittany Lion Hotline" call-in show, which airs each Thursday during basketball season, can both also be heard via GoPSUsports.com

WEAB (790 AM)	Allentown/Bethlehem/Easton
WVAM (1430 AM)	Altoona
WILK (103.1 FM)	Avoca
WYAC (1600 AM)	Bedford
WISR (680 AM)	Butler**
WCPA (900 AM)	Clearfield
WZDB (95.9 FM)	DuBois/Sykesville
WPSE (1450 AM)	Erie
WFRA (1450 AM)	Franklin
WGET (1320 AM)	Gettysburg
WHVR (1280 AM)	Hanover**
WTPA (92.1 FM)	Harrisburg
ESPN RADIO (1400 AM)	Harrisburg
ESPN RADIO (95.3 FM)	Harrisburg
WKZN (1300 AM)	Hazleton
WLAK (103.5 FM)	Huntingdon
WLPA (1490 AM)	Lancaster
WNPV (1440 AM)	Lansdale
WLBK (1270 AM)	Lebanon
WMRF (95.7 FM)	Lewiston
WMGW (1490 AM)	Meadville
WJST (1280 AM)	New Castle/Sharon**
WVNJ (1160 AM)	New York Metro**
WBYB (96.7 FM)	Olean, NY
WNTP (990 AM)	Philadelphia
WFIL (560 AM)	Philadelphia
KQV (1410 AM)	Pittsburgh
WPPA (1360 AM)	Pottsville
WRWA (1340 AM)	Reading
WBZU (910 AM)	Scranton
WBYB (95.3 FM)	Smethport
WQWK (1450 AM)	State College
WKOK (1070 AM)	Sunbury
WTIV (1230 AM)	Titusville
WTZN (1310 AM)	Troy
WTRN (1304 AM)	Tyrone
WTRN (100.7 FM)	Tyrone
WNBT (104.5 FM)	Wellsboro
WNBC (92.3 FM)	Wellsboro/Mansfield
WILK (980 AM)	Wilkes-Barre
WRAC (1400 AM)	Williamsport
WRKK (1200 AM)	Williamsport/Hughesville
WGLD (1440 AM)	York/Red Lion
WJST (1280 AM)	Youngstown, Ohio

\*\* Carries only partial schedule



# HIGHS & LOWS UNDER CHAMBERS

## PENN STATE

	TEAM GAME HIGHS		TEAM GAME LOWS		INDIVIDUAL GAME HIGHS	
POINTS	82	INDIANA (1/8/12)	46	WISCONSIN (1/31/12)	30	Frazier, Tim at Nebraska (1/11/12)
FIELD GOALS MADE	29	vs. Army (12/8/12)	17	3X, last vs. St. Francis (11/9/12)	10	3X, Marshall, Jermaine vs MICHIGAN (3/4/12)
FIELD GOAL ATTEMPTS	71	at Saint Joseph's (11/26/11)	42	vs. PENN (12/1/12)	24	Frazier, Tim vs Indiana (B1G) (3/8/12)
FIELD GOAL %	.565 (26-46)	YOUNGSTOWN ST. (11/23/11)	.268 (19-71)	at Saint Joseph's (11/26/11)	1.000 (7-7)	Borovnjak, Sasa vs MISSISSIPPI (12/4/11)
3 PT FG MADE	11	YOUNGSTOWN ST. (11/23/11)	2	WISCONSIN (1/31/12)	7	Oliver, Billy vs PURDUE (1/5/12)
3 PT FG ATTEMPTS	29	at Iowa (2/4/12)	10	2X, last WISCONSIN (1/31/12)	11	2X, Colella, Nick vs NEBRASKA (2/11/12)
3 PT FG %	.500 (11-22)	YOUNGSTOWN ST. (11/23/11)	.125 (3-24)	2X, last vs. St. Francis (11/9/12)	1.000 (3-3)	Woodyard, Cammeron vs CORNELL (12/21/11)
FT MADE	28	vs. St. Francis (11/9/12)	2	at Saint Joseph's (11/26/11)	.636 (7-11)	Oliver, Billy vs PURDUE (1/5/12)
FT ATTEMPTS	32	vs. St. Francis (11/9/12)	7	2X, last at Iowa (2/4/12)	17	Frazier, Tim vs SAINT FRANCIS (11/9/12)
FT %	.875 (28-32)	vs. St. Francis (11/9/12)	.286 (2-7)	at Saint Joseph's (11/26/11)	1.000 (9-9)	Frazier, Tim at Nebraska (1/11/12)
REBOUNDS	47	LAFAYETTE (12/07/11)	17	at Purdue (2/29/12)	.944 (17-18)	Frazier, Tim vs. St. Francis (11/9/12)
ASSISTS	17	LONG ISLAND (11/16/11)	4	vs. N.C. State (11/15/12)	13	Travis, Ross vs. BOSTON COLL (11/28/12)
STEALS	15	HARTFORD (11/12/11)	1	at Indiana (1/22/12)	11	Frazier, Tim vs YOUNGSTOWN St. (11/23/11)
BLOCKED SHOTS	8	vs Indiana (B1G) (3/8/12)	0	3X, last at La Salle (12/5/12)	6	Frazier, Tim at Nebraska (1/11/12)
TURNOVERS	23	at Duquesne (12/10/11)	5	at Wisconsin (2/19/12)	3	4X, Jon Graham vs PENN (12/1/12)
FOULS	29	MINNESOTA (1/15/12)	11	YOUNGSTOWN ST. (11/23/11)	7	Frazier, Tim at Boston College (11-30-11)

## OPPONENT

	TEAM GAME HIGHS		TEAM GAME LOWS		INDIVIDUAL GAME HIGHS	
POINTS	88	INDIANA (1/8/12)	43	MOUNT ST. MARY'S (12/18/11)	29	Duren, Tyreek at La Salle (12/5/12)
FIELD GOALS MADE	28	KENTUCKY (11/19/11)	12	NEW HAMPSHIRE (12/23/12)	11	Hardaway, Jr., Tim at Michigan (12/29/11)
FIELD GOAL ATTEMPTS	61	YOUNGSTOWN St. (11/23/11)	38	MINNESOTA (1/15/12)	18	Hardaway, Jr., Tim at Michigan (12/29/11)
FIELD GOAL %	.595 (25-42)	MICHIGAN (3/4/12)	.226 (12-53)	NEW HAMPSHIRE (12/23/12)	.875 (7-8)	Zeller, Cody at Indiana (1/22/12)
3 PT FG MADE	16	2X, last at La Salle (12/5/12)	3	MOUNT ST. MARY'S (12/18/11)	7	2X, Hulls, Jordan vs INDIANA (1/8/12)
3 PT FG ATTEMPTS	31	at La Salle (12/5/12)	10	MINNESOTA (1/15/12)	13	Casey Walker, DELAWARE ST (12/15/12)
3 PT FG %	.667 (16-24)	INDIANA (1/8/12)	.176 (3-17)	MOUNT ST. MARY'S (12/18/11)	1.000 (3-3)	2X, Teague, Marquis vs KENTUCKY (11/19/11)
FT MADE	33**	MINNESOTA (1/15/12)	5	RADFORD (11/14/11)	.777 (7-9)	Hulls, Jordan vs INDIANA (1/8/12)
FT ATTEMPTS	44	MINNESOTA (1/15/12)	8	RADFORD (11/14/11)	15	Hanlan, Olivier vs. BOSTON COLL (11/28/12)
FT %	1.000 (9-9)	YOUNGSTOWN ST. (11/23/11)	.563 (9-16)	HARTFORD (11/12/11)	19	Hanlan, Olivier vs. BOSTON COLL (11/28/12)
REBOUNDS	45	2X, last vs. Indiana (B1G) (3/8/12)	21	NEBRASKA (2/11/12)	13	Sullinger, Jared at Ohio State (1/25/12)
ASSISTS	21	at Purdue (2/29/12)	4	SOUTH FLORIDA (11/20/11)	9	Delaney, Rob vs LAFAYETTE (12/07/11)
STEALS	11	at Duquesne (12/10/11)	2	at Saint Joseph's (11/26/11)	5	Holloway, Murphy vs MISSISSIPPI (12/4/11)
BLOCKED SHOTS	12	at Saint Joseph's (11/26/11)	1	2X, NEW HAMPSHIRE (12/23/12)	5	Sampson III, Ralph vs MINNESOTA (1/15/12)
TURNOVERS	26	HARTFORD (11/12/11)	4	at La Salle (12/5/12)	6	Cancer, Galal vs CORNELL (12/21/11)
FOULS	29	CORNELL (12/21/11)	11	at Wisconsin (2/19/12)		



# 2012-13 SEASON HIGHS & LOWS

## PENN STATE

TEAM GAME HIGHS			TEAM GAME LOWS			INDIVIDUAL GAME HIGHS		
POINTS	80	DELAWARE ST (12/15/12)	55	2X, last vs. Providence (11/16/12)	25	Jermain Marshall vs. B.C. (11/28/12)		
-- IN A HALF	44 (2nd)	BUCKNELL (11/23/12)	14 (1st)	vs. Providence (11/16/12)				
FIELD GOALS MADE	29	ARMY (12/8/12)	17	ST FRANCIS (11/9/12)	8	3X, last D.J. Newbill vs. DELAWARE ST (12/15)		
FIELD GOAL ATTEMPTS	60	vs. N.C. State (11/16/12)	45	PENN (12/1/12)	20	Tim Frazier vs. N.C. State (11/16/12)		
FIELD GOAL %	.509 (29-57)	ARMY (12/8/12)	.317 (19-60)	vs N.C. State (11/16/12)	.615 (8-13)	2X, last D.J. Newbill vs. DELAWARE ST (12/15)		
-- IN A HALF	.654 (17-26)	BUCKNELL (11/23/12) (2nd)	.161 (5-31) (1st)	BUCKNELL (11/23/12)				
3 PT FG MADE	7	5X last UNH (12/23/12)	3	2X, last N.C. State (11/16/12)	4	Brandon Taylor vs. BUCKNELL (11/23/12)		
3 PT FG ATTEMPTS	24	ST FRANCIS (11/9/12)	12	at La Salle (12/5/12)	12	Jermaine Marshall vs. Providence (11/16/12)		
3 PT FG %	.389 (7-18)	DELAWARE ST (12/15/12)	.125 (3-24)	ST FRANCIS (11/9/12)	.667 (2-3)	3X last D.J. Newbill vs. BUCKNELL (11/28/12)		
FT MADE	28	vs. ST FRANCIS (11/9/12)	9	BUCKNELL (11/23/12)	17	Frazier, Tim vs SAINT FRANCIS (11/9/12)		
FT ATTEMPTS	32	vs. St. Francis (11/9/12)	17	2X, last at La Salle (12/5/12)	18	Frazier, Tim vs SAINT FRANCIS (11/9/12)		
FT %	.875 (28-32)	vs. St. Francis (11/9/12)	.450 (9-20)	BUCKNELL (11/23/12)	.944 (17-18)	Frazier, Tim vs. St. Francis (11/9/12)		
REBOUNDS	41	ARMY (12/8/12)	29	Akron (11/18/12)	13	Travis, Ross vs. BOSTON COLL (11/28/12)		
ASSISTS	15	DELAWARE ST (12/15/12)	4	N.C. State (11/16/12)	7	2X last D.J. Newbill vs. BUCKNELL (11/23/12)		
STEALS	11	vs. Providence (11/16/12)	2	at La Salle (12/5/12)	5	Marshall, Jermaine vs. UNH (12/23/12)		
BLOCKED SHOTS	5	2X, last DELAWARE ST (12/15)	0	at La Salle (12/5/12)	3	Jon Graham vs PENN (12/1/12)		
TURNOVERS	17	2X last ARMY (12/8/12)	8	BUCKNELL (11/23/12)	6	D.J. Newbill vs. Boston College (11/28/12)		
FOULS	26	B.C. (11/28/12)	18	N.C. State (11/16/12)				

## OPPONENT

TEAM GAME HIGHS			TEAM GAME LOWS			INDIVIDUAL GAME HIGHS		
POINTS	85	vs. Akron (11/18/12)	45	NEW HAMPSHIRE (12/23/12)	29	Tyreek Duren, La Salle (12/5/12)		
FIELD GOALS MADE	27	vs. Akron (11/18/12)	12	NEW HAMPSHIRE (12/23/12)	9	2X, last Tyreek Duren, La Salle (12/5/12)		
FIELD GOAL ATTEMPTS	60	DELAWARE ST (12/15/12)	41	BUCKNELL (11/23/12)	19	Casey Walker, Delaware State (12/15/12)		
FIELD GOAL %	.563 (27-48)	vs. Akron (11/18/12)	.226 (12-53)	NEW HAMPSHIRE (12/23/12)	.750 (9-12)	T.J. Warren, N.C. State (11/16/12)		
3 PT FG MADE	16	La Salle (12/5/12)	5	4X last UNH (12/23/12)	5	Casey Walker, Delaware State (12/15/12)		
3 PT FG ATTEMPTS	31	La Salle (12/5/12)	16	3X last Akron (11/18/12)	13	Casey Walker, Delaware State (12/15/12)		
3 PT FG %	.516 (16-31)	La Salle (12/5/12)	.227 (5-22)	PENN (12/1/12)	1.000 (3-3)	Rodney Purvis, N.C. State (11/16/12)		
FT MADE	27	B.C. (11/28/12)	6	PENN (12/1/12)	15	Olivier Hanlan, Boston College (11/28/12)		
FT ATTEMPTS	36	B.C. (11/28/12)	10	PENN (12/1/12)	19	Hanlan, Olivier vs. BOSTON COLL (11/28/12)		
FT %	.800 (20-25)	BUCKNELL (11/23/12)	.600 (6-10)	PENN (12/1/12)	1.000 (4-4)	2X, Brian Walsh, Akron (11/18/12)		
REBOUNDS	38	B.C. (11/28/12)	22	ST FRANCIS (11/9/12)	12	Mike Muscala, Bucknell (11/23/12)		
ASSISTS	16	La Salle (12/5/12)	6	Providence (11/16/12)	6	Albert Thomas, Delaware State (12/15/12)		
STEALS	8	3X last B.C. (11/28/12)	3	2X Last UNH (12/23/12)	3	5X, last Tahj Tate, Delaware State (12/15/12)		
BLOCKED SHOTS	9	Akron (11/18/12)	1	4X last UNH (12/23/12)	6	Zeke Marshall, Akron (11/18/12)		
TURNOVERS	21	Providence (11/16/12)	4	at La Salle (12/5/12)	7	Josh Fortune, Providence (11/16/12)		
FOULS	26	PENN (12/1/12)	17	2X, last at La Salle (12/5/12)				

\*\*Big Ten opponent record



## 2012-13 PENN STATE RESULTS

DATE	RANK	RANK	W/L	SCORE	RECORD	PSU HIGH SCORER	OPP HIGH SCORER	HIGH REBS	HIGH ASST	ATTENDANCE
11/9			W	65-68	1-0	Frazier (23)	Jackson (19)	Travis (10)	Frazier (6)	7,329
11/15		6	L	72-55	1-1	Frazier (23)	Warren (22)	Graham (10)	Frazier (2)	4,224
11/16			W	55-52OT	2-1	Frazier (19)	Batts (17)	Frazier (9)	Frazier (7)	4,224
11/18			L	80-65	2-2	Newbill (20)	Marshall (17)	Travis (10)	Newbill (5)	4,224
11/23			W	60-57	3-2	Marshall (17)	Johnson (18)	Travis (8)	Newbill (7)	7,713
11/28			L	73-61	3-3	Marshall (25)	Hanlan (22)	Travis (13)	Newbill (3)	6,889
12/1			W	58-47	4-3	Marshall (18)	Hicks (10)	Travis (8)	Newbill (5)	7,806
12/5			L	57-82	4-4	Marshall (19)	Duren (29)	Travis (9)	Newbill (5)	4,382
12/8			W	78-70	5-4	Newbill (19)	Ellis (23)	Travis (10)	Newbill (5)	7,247
12/15			W	80-76OT	6-4	Newbill (22)	Walker (24)	Borovnjak (8)	Newbill & Marshall (5)	5,751
12/23			W	72-45	7-4	Marshall (15)	Myrick & Morris (9)	Travis & Newbill (6)	three with (3)	7,852

## DOUBLE-FIGURES

POINTS	12-13	CAREER	CONSECUTIVE
Frazier	3	43	-
Marshall	9	30	7
Newbill	10	23	8
Travis	4	9	-
Taylor	5	5	1
Borovnjak	2	4	2
Colella	-	2	-
Graham	-	2	-
REBOUNDS	12-13	CAREER	
Newbill	-	6	-
Travis	3	3	1
Frazier	-	3	-
Graham	1	2	-
ASSISTS	12-13	CAREER	
Frazier	-	3	-

## DOUBLE-DOUBLES

	12-13	CAREER	CONSECUTIVE
Frazier	-	5	-
Last: 23 pts, 10 rebs vs. NEBRASKA (2/11/12)			
Newbill	-	6	-
Last: 15 pts, 16 rebs vs. UTEP (2/16/11)**			
Travis	2	2	-
Last: 14 pts, 10 rebs vs. Army (12/8/12)			

## 20-POINT GAMES

	12-13	CAREER	CONSECUTIVE
Frazier	2	20	-
Last: 23 pts vs. N.C. State (11/15/12)			
Marshall	1	5	-
Last: 25 pts vs. BOSTON COLLEGE (11/28/12)			
Newbill	3	3	-
Last: 22 pts vs. DELAWARE STATE (12/15/12)			

## 30-POINT GAMES

	12-13	CAREER	CONSECUTIVE
Frazier	-	1	-
Last: 30 pts at Nebraska (1/11/12)			

## 2012-13 RECORD

	OVERALL	HOME	AWAY	NEUTRAL
ALL GAMES	7-4	6-1	0-1	1-2
CONFERENCE	-			
NON-CON	7-4	6-1	0-1	1-2
TOURNAMENT	1-2			1-2

## SCORE BY PERIODS

	1ST	2ND	OT	2OT	TOTAL
PENN STATE	323	355	23		701
OPPONENTS	287	414	16		717

## MARGINS OF VICTORY

	1	2	3	4	5	6	7	8	9	10	11	12	13	14	15+
	2	1				1	1			1					1
LARGEST: 27 vs. New Hampshire (12/23)															

## MARGINS OF DEFEAT

	1	2	3	4	5	6	7	8	9	10	11	12	13	14	15+
												1			3
LARGEST: 25, 2X at La Salle (12/5/12) & vs. Akron (11/18/12)															

LARGEST NON-CON LEAD: 34 (2nd) vs. UNH
LARGEST NON-CON DEFICIT: 28 (2nd) vs. Akron
LARGEST BIG TEN LEAD: -
LARGEST BIG TEN DEFICIT: -
LARGEST DEFICIT OVERCOME TO WIN: 10 (2nd) vs. Providence
LARGEST BIG TEN DEFICIT OVERCOME TO WIN: -

## 2012-13 ATTENDANCE

	G	TOTAL	HIGH	AVERAGE
HOME	7	-	7,852	--
NEUTRAL	3	12,672	4,224	4,224
AWAY	1	4,382	4,382	4,382
TOTAL	11	--	7,852	--

## LED PENN STATE IN:

POINTS	11-12	12-13	CAREER
Frazier	25	3	31
Marshall	3	5	8
Newbill		3	3
REBOUNDS	11-12	12-13	CAREER
Travis	8	8	16
Frazier	7	1	16
Marshall	7		7
Graham	7	1	7
Borovnjak	2	1	3
Newbill		1	1
ASSISTS	11-12	12-13	CAREER
Frazier	32	3	70
Newbill		8	8
Marshall	2	2	4
Colella	1	1	2
Travis	2		2
Borovnjak	1		1
STEALS	11-12	12-13	CAREER
Frazier	21	3	48
Marshall	7	5	17
Travis	5		5
Colella	2	1	4
Graham	3		3
Borovnjak	2		2
Newbill		2	2
Taylor		1	1
BLOCKS	11-12	12-13	CAREER
Graham	10	5	15
Marshall	8	1	9
Frazier	4		7
Borovnjak	5	2	7
Travis	3	1	4
Taylor		3	3
Colella	1		1
Newbill		1	1
Jack		1	1



# 2012-13 GAME-BY-GAME STATISTICS

OPPONENT	DATE	TOTAL		3-POINT				REBOUNDS				PF	ASST	TO	BLK	STL	POINTS
		SCORE	W/L	FG-FGA	PCT	FG-FGA	PCT	FT-FTA	PCT	OFF-DEF	TOTAL						
PENN STATE	11/9	65	W	17-47	.362	3-24	.125	28-32	.875	13-25	38	23	8	17	3	6	65
ST. FRANCIS		58		21-45	.467	7-19	.368	9-14	.643	2-20	22	23	8	16	1	4	58
PENN STATE	11/15	55	L	19-60	.317	3-19	.158	14-17	.824	14-22	36	18	4	13	1	8	55
vs. N.C. State		72		26-52	.500	8-16	.500	12-18	.667	7-29	36	16	12	14	1	8	72
PENN STATE	11/16	55	W	20-53	.377	4-21	.190	11-19	.579	16-19	35	21	10	16	3	11	55
vs. Providence		52 OT		15-45	.333	5-16	.313	17-24	.708	14-21	35	19	6	21	1	8	52
PENN STATE	11/18	60	L	20-55	.364	7-21	.333	13-20	.650	15-14	29	24	8	13	1	5	60
vs. Akron		85		27-48	.563	8-16	.500	23-31	.742	10-25	35	21	14	10	9	7	85
PENN STATE	11/23	60	W	22-57	.386	7-19	.368	9-20	.450	14-24	38	19	9	8	3	8	60
BUCKNELL		57		16-41	.390	5-18	.278	20-25	.800	3-28	31	19	7	13	5	3	57
PENN STATE	11/28	61	L	19-53	.358	6-20	.300	17-25	.680	9-24	33	26	6	13	5	6	61
BOSTON COLLEGE		73		19-45	.422	8-18	.444	27-36	.750	8-30	38	22	13	12	3	8	73
PENN STATE	12/1	58	W	18-42	.429	5-15	.333	17-23	.739	9-25	34	19	9	11	4	6	58
PENN		47		18-51	.353	5-23	.217	6-10	.600	12-18	30	26	12	16	2	4	47
PENN STATE	12/5	57	L	22-50	.440	3-12	.250	10-17	.588	11-25	36	21	11	11	0	2	57
@La Salle		82		24-49	.490	16-31	.516	18-24	.750	5-22	27	17	16	4	2	5	82
PENN STATE	12/8	78	W	29-57	.509	7-19	.368	13-20	.650	11-30	41	21	13	17	3	7	78
ARMY		70		21-54	.389	10-28	.357	18-24	.750	7-20	27	20	15	15	2	7	70
PENN STATE	12/15	80	W	26-53	.491	7-18	.389	21-31	.677	6-32	38	21	15	11	5	2	80
DELAWARE ST.		76		24-60	.400	10-30	.333	18-24	.750	6-28	34	24	10	8	5	6	76
PENN STATE	12/23	72	W	25-54	.463	7-22	.318	15-22	.682	8-32	40	17	13	7	4	8	72
NEW HAMPSHIRE				12-53	.226	5-21	.238	16-20	.800	12-22	34	19	8	15	1	3	45



# #1 • AKOSA MADUEGBUNAM

Fr. • GUARD • 6-1 • 200  
 BOSTON, MASS. • CHARLESTOWN HS/WINCHENDON SCHOOL  
 UNDECIDED



## NOTABLE/CAREER HIGHLIGHTS

- Name pronounced: ugh-COE-sa MAD-a-WAY-boo-nam
- Owns a team-best 35-inch vertical
- Parents immigrated to the United States from Nigeria in 1987
- O

## 2012-13 SEASON HIGHLIGHTS

- Saw the first action of his career with six minutes vs. Akron in the Puerto Rico Tip-Off.
- Scored his first career points with a jumper vs. Delaware State on Dec. 15.

## CAREER HIGHS

<b>POINTS:</b>	2
	vs. Delaware State (12/15/12)
<b>REBOUNDS:</b>	2
	vs. Delaware State (12/15/12)
<b>ASSISTS:</b>	1
	vs. Delaware State (12/15/12)
<b>STEALS:</b>	-
	-
<b>BLOCKS:</b>	-
	-
<b>MINUTES:</b>	6
	vs. Akron (11/18/12)
<b>FIELD GOALS:</b>	1
	vs. Delaware State (12/15/12)
<b>FG ATTEMPTS:</b>	2
	vs. Delaware State (12/15/12)
<b>FG PERCENTAGE:</b>	-
	-
<b>3-POINTERS:</b>	-
	-
<b>3PT ATTEMPTS:</b>	1, 3X
	vs. Delaware State (12/15/12)
<b>3PT PERCENTAGE:</b>	-
	-
<b>FREE THROWS:</b>	-
	-
<b>FT ATTEMPTS:</b>	2
	vs. Delaware State (12/15/12)
<b>FT PERCENTAGE:</b>	-
	-

## PERSONAL FILE

**BIRTHDAY:** Nov. 29, 1992  
**FAMILY:** Gina (mother), Judy (sister),  
 Duby (brother), Ofili (father) passed  
 away in 2002

## 2012-13 GAME-BY-GAME

OPPONENT	DATE	TOTAL		3-POINT		FREE THROWS		REBOUNDS		PF	A	TO	BLK	STL	PTS
		GS	MIN	FG-FGA	PCT	FG-FGA	PCT	FT-FTA	PCT						
ST. FRANCIS	11/9		DNP												
vs. N.C. State	11/15		DNP												
vs. Providence	11/16		DNP												
vs. Akron	11/18	6	0-0	.000	0-0	.000	0-0	.000	0-0	0	0	0	0	0	0
BC	11/28	1	0-1	.000	0-1	.000	0-0	.000	0-0	0	0	0	0	0	0
PENN	12/1	5	0-0	.000	0-0	.000	0-0	.000	0-0	0	0	0	0	0	0
@La Salle	12/5	3	0-1	.000	0-1	.000	0-0	.000	1-0	1	0	0	0	0	0
ARMY	12/8	1	0-0	.000	0-0	.000	0-0	.000	0-0	0	0	0	0	0	0
DELAWARE ST	12/15	4	1-2	.500	0-1	.000	0-2	.000	0-2	2	1	1	0	0	2
UNH	12/23	4	0-2	.000	0-2	.000	0-0	.000	0-0	0	0	0	0	0	0

## CAREER STATISTICS

Season	gp-gs	min/avg	Total		3-Point		F-Throws		Rebounds				Scoring							
			fg-fga	pct	fg-fga	pct	ft-fta	pct	off	def	tot	avg	pf	fo	ast	to	blk	stl	pts	avg
2012-13	7-0	24/3.4	1-6	.167	0-5	.000	0-2	.000	1	2	3	0.4	1	0	1	0	0	0	2	0.3
TOTAL	7-0	24/3.4	1-6	.167	0-5	.000	0-2	.000	1	2	3	0.4	1	0	1	0	0	0	2	0.3



## #2 • D.J. NEWBILL

RS-So. • GUARD • 6-4 • 205

PHILADELPHIA, PA. • STRAWBERRY MANSION HS • SOUTHERN MISSISSIPPI UNDECIDED



## CAREER HIGHS

**POINTS:** 22, 2X

last vs. Delaware State (12/15/12)

**REBOUNDS:** 16

vs. UTEP (2/16/11)\*

**ASSISTS:** 7

vs. Bucknell (11/23/12)

**STEALS:** 4

vs. Penn (12/1/12)

**BLOCKS:** 2

vs. St. Louis (12/23/10)\*

**MINUTES:** 40, 2X

last at La Salle (12/5/12)

**FIELD GOALS:** 8, 2X

vs. Delaware State (12/15/12)

**FG ATTEMPTS:** 18

vs. Bucknell (11/23/12)

**FG PERCENTAGE:** .875 (7-8)

vs. UCF (1/15/11)\*

**3-POINTERS:** 2, 2X

last vs. BC (11/28/12)

**3PT ATTEMPTS:** 7

vs. St. Francis (11/9/12)

**3PT PERCENTAGE:** 1.000 (2-2)

vs. Spring Hill (11/27/10)\*

**FREE THROWS:** 9

vs. St. Francis (11/9/12)

**FT ATTEMPTS:** 11

vs. BC (11/28/12)

**FT PERCENTAGE:** 1.000 (5-5)

vs. Alcorn State (12/1/10)

\* At Southern Mississippi

## PERSONAL FILE

**BIRTHDAY:** May 22, 1992**FAMILY:** Towanda Roach (mother),

passed away Sept. 15, 2012;

Dominic (brother), Dante (brother),

Diamond (sister)

## NOTABLE/CAREER HIGHLIGHTS

■ Logged first career 20-point game (20) in a loss to Akron in the Puerto Rico Tip-Off.

■ Sat out last season after transferring from Southern Miss.

■ Cut weight from 225 to 205 for 2012-13 season.

■ A 2011 Conference USA All-Freshman Team selection at Southern Miss.

■ Started all 32 games as a freshman at Southern Miss, ranked

third on the team in scoring (9.2) and second in rebounding (6.2) on team that went 22-10. Shot 53.5%, recorded six double-doubles and led team in rebounding 11 times.

■ Posted 15 points and 16 rebounds in win over UTEP.

■ --

■ --

■ --

## 2012-13 SEASON HIGHLIGHTS

■ Hit 9-of-10 at the foul line for 16 points and added seven rebounds in his Penn State debut, a 65-58 victory over St. Francis (11/9/12)

■ Was 6-of-12 from the floor for 13 points in a loss to No. 6 NC State.

■ Scored a career high 20 points and led Penn State with 5 assists while adding six boards while running the point for most of the game in place of an injured Tim Frazier in the Lions loss to Akron in Puerto Rico.

■ Made his first start at point guard vs. Bucknell and posted a career high seven assists to go with 10 points and seven rebounds in 37 minutes.

■ Scored a career-high 22 points on 2-of-3 from three and 8-of-11 from the foul line in a loss to Boston College.

■ Led Penn State with 19 points and added six rebounds and five assists in a win over Army.

■ Tied his career high with 22 points, including a pair of late layups, one the game winning points, and added five assists and five rebounds in a win over Delaware State.

■ --

■ --

■ --

■ --

■ --

## 2012-13 GAME-BY-GAME

OPPONENT	DATE	GS	TOTAL			3-POINT		FREE THROWS		REBOUNDS		PF	A	TO	BLK	STL	PTS
			FG	FGA	PCT	FG	FGA	PCT	FT	FTA	PCT						
ST. FRANCIS	11/9	*	35	3-10	.300	1-7	.142	9-10	.900	2-5	7	2	1	4	0	1	16
vs. N.C. State	11/15	*	36	6-12	.500	1-3	.333	0-1	.000	2-1	3	3	1	5	0	2	13
vs. Providence	11/16	*	35	3-5	.600	0-1	.000	3-3	1.000	2-4	6	3	3	4	0	0	9
vs. Akron	11/18	*	34	8-17	.470	1-3	.333	3-7	.428	3-3	6	4	5	3	0	2	20
BUCKNELL	11/23	*	37	5-18	.278	0-2	.000	0-4	.000	2-5	7	1	7	4	1	0	10
BC	11/28	*	36	6-13	.462	2-3	.667	8-11	.727	0-5	5	5	3	6	0	1	22
PENN	12/1	*	31	5-10	.500	0-1	.000	3-5	.600	1-4	4	3	4	2	0	4	13
@La Salle	12/5	*	40	5-13	.385	0-1	.000	2-6	.333	1-5	6	2	5	2	0	0	12
ARMY	12/8	*	35	7-15	.467	0-2	.000	5-7	.714	2-4	6	2	5	4	0	1	19
DELAWARE ST	12/15	*	34	8-13	.615	1-2	.500	5-6	.833	1-4	5	4	5	3	0	0	22
UNH	12/23	*	34	2-6	.333	0-2	.000	6-10	.600	1-5	6	2	3	2	1	0	10

## CAREER STATISTICS

SEASON	GP	GS	MIN	AVG	TOTAL			3-POINT			REBOUNDS			OFF	DEF	TOTAL	AVG	PF	FO	A	TO	BLK	STL	PTS	AVG	
					FG	FGA	PCT	FG	FGA	PCT	FT	FTA	PCT													
2010-11 (S. Miss)	32	32	977	30.5	100	187	.535	6	14	.429	87	126	.690	97	102	199	6.2	89	2	52	60	3	24	293	9.2	
2011-12	REDSHIRT																									
2012-13	11	11	388	25.3	58	132	.439	6	27	.222	44	70	.629	17	45	62	5.6	31	1	42	39	2	11	166	15.1	
TOTAL	43	43	1375	31.7	158	319	.497	12	41	.300	131	196	.668	114	147	261	6.0	120	3	94	99	5	35	459	10.6	





# #5 • DONOVON JACK

Fr. • FORWARD • 6-9 • 205  
 READING, PA. • BERKS CATHOLIC  
 UNDECIDED



## NOTABLE/CAREER HIGHLIGHTS

- --
- --
- --
- --
- --
- --

## 2012-13 SEASON HIGHLIGHTS

- Scored his first career points with a three-point play in a loss at La Salle on Dec. 5.
- Posted eight points on 4-of-5 shooting, including six straight points during one stretch, and added three rebounds and block in a win vs. Delaware State.
- Scored for the second straight game posting six points and tying a career high with three rebounds and a blocked shot in 13 minutes vs. New Hampshire.

- --
- --
- --

### CAREER HIGHS

**POINTS:** 8  
 vs. Delaware St. (12/15/12)

**REBOUNDS:** 3, 2X  
 last vs. New Hampshire (12/23/12)

**ASSISTS:** -

**STEALS:** 1  
 vs. N.C. State (11/15/12)

**BLOCKS:** 1, 2X  
 Last vs. New Hampshire (12/23/12)

**MINUTES:** 13  
 vs. New Hampshire (12/23/12)

**FIELD GOALS:** 4  
 vs. Delaware St. (12/15/12)

**FG ATTEMPTS:** 5  
 vs. Delaware St. (12/15/12)

**FG PERCENTAGE:** .800 (4-5)  
 vs. Delaware St. (12/15/12)

**3-POINTERS:** -

**3PT ATTEMPTS:** -

**3PT PERCENTAGE:** -

**FREE THROWS:** 2  
 vs. New Hampshire (12/23/12)

**FT ATTEMPTS:** 2, 2X  
 last vs. New Hampshire (12/23/12)

**FT PERCENTAGE:** -

### PERSONAL FILE

**BIRTHDAY:** Nov. 18, 1993

**FAMILY:** Donna (mother), Curt (father),  
 Connor (brother), Casey (brother),  
 Delaney (sister)

Both his father and mother played collegiate basketball; Donna at Division I Manhattan College and Curt at Muhlenberg College.

## 2012-13 GAME-BY-GAME

OPPONENT	DATE	GS	MIN	TOTAL		3-POINT		FREE THROWS		REBOUNDS		PF	A	TO	BLK	STL	PTS
				FG-FGA	PCT	FG-FGA	PCT	FT-FTA	PCT	O-D	TOTAL						
ST. FRANCIS	11/9		DNP														
vs. N.C. State	11/15	6	0-0	.000	0-0	.000	0-0	.000	0-0	0-1	1	1	0	0	0	1	0
vs. Providence	11/16		DNP														
vs. Akron	11/18	2	0-1	.000	0-0	.000	0-0	.000	0-0	0	0	0	0	0	0	0	0
BC	11/28	2	0-0	.000	0-0	.000	0-0	.000	0-0	0	1	0	0	0	0	0	0
PENN	12/1	1	0-0	.000	0-0	.000	0-0	.000	0-0	0	0	0	0	0	0	0	0
@La Salle	12/5	5	1-1	1.000	0-0	.000	1-1	1.000	0-0	0	0	0	0	0	0	3	0
ARMY	12/8	6	0-1	.000	0-0	.000	0-0	.000	0-0	0	1	0	1	0	0	0	0
DELAWARE ST	12/15	12	4-5	.800	0-0	.000	0-2	.000	1-2	3	3	0	0	1	0	8	0
UNH	12/23	13	2-2	1.000	0-0	.000	2-2	1.000	0-3	3	2	0	0	1	0	6	0

## CAREER STATISTICS

Season	gp-gs	min/avg	Total		3-Point		F-Throws		Rebounds			Scoring								
			fg-fga	pct	fg-fga	pct	ft-fta	pct	off	def	tot	avg	pf	fo	ast	to	blk	stl	pts	avg
2012-13	8-0	47/5.9	7-10	.700	0-0	.000	3-5	.600	1	6	7	0.9	8	0	0	1	2	2	17	2.1
TOTAL	8-0	47/5.9	7-10	.700	0-0	.000	3-5	.600	1	6	7	0.9	8	0	0	1	2	2	17	2.1



## #10 • BRANDON TAYLOR

Fr. • FORWARD • 6-7 • 235  
TABERNACLE, N.J. • TRENTON CATHOLIC  
UNDECIDED

## NOTABLE/CAREER HIGHLIGHTS

■ Made his first career start vs. Bucknell (11/23) and scored 16 points.

■ --

■ --

■ --

■ --

■ --

■ --

■ --

■ --

## 2012-13 SEASON HIGHLIGHTS

■ Scored his first career points logging two in 11 minutes of action vs. No. 6 N.C. State in Puerto Rico.

■ Posted a career high 10 points on 2-of-4 from three and added three rebounds and a block in 22 minutes of a loss to Akron in Puerto Rico.

■ Scored 16 points in just 20 minutes of action going 4-of-8 from three in his first career start vs. Bucknell (11/23)

■ Scored all 11 of his points in the first half, hitting 3-of-4 from three in the half to help the Lions to a 31-22 halftime lead vs. Penn. Added a career high seven rebounds.

■ Scored 14 points on 2-of-4 from three in a victory over Army

■ --

## CAREER HIGHS

POINTS: 16

vs. Bucknell (11/23/12)

REBOUNDS: 7

vs. Penn (12/1/12)

ASSISTS: 1

vs. Akron (11/18/12)

STEALS: 1

vs. BC (11/28/12)

BLOCKS: 1, 3X

Last, vs. Army (12/8/12)

MINUTES: 31

vs. Penn (12/1/12)

FIELD GOALS: 6

vs. Bucknell (11/23/12)

FG ATTEMPTS: 11

vs. Bucknell (11/23/12)

FG PERCENTAGE: .666 (4-6)

vs. Akron (11/18/12)

3-POINTERS: 4

vs. Bucknell (11/23/12)

3PT ATTEMPTS: 8

vs. Bucknell (11/23/12)

3PT PERCENTAGE: .500 (4-8)

vs. Bucknell (11/23/12)

FREE THROWS: 1

vs. BC (11/28/12)

FT ATTEMPTS: 2

vs. BC (11/28/12)

FT PERCENTAGE: .500

vs. BC (11/28/12)

## PERSONAL FILE

BIRTHDAY: Aug. 1, 1994

FAMILY: Audrey (mother), Byron (father), Jayson (brother).

His cousin, Tiffany Stansbury, was a two-time All-ACC selection at N.C.

State. His uncle, Terence Stansbury, played at Temple and three seasons in the NBA.

## 2012-13 GAME-BY-GAME

OPPONENT	DATE	GS	MIN	TOTAL		3-POINT		FREE THROWS		REBOUNDS		PF	A	TO	BLK	STL	PTS
				FG-FGA	PCT	FG-FGA	PCT	FT-FTA	PCT	O-D	TOTAL						
ST. FRANCIS	11/9	5	0-2	.000	0-1	.000	0-0	.000	1-1	2	1	0	0	0	0	0	0
vs. N.C. State	11/15	11	1-3	.333	0-2	.000	0-0	.000	1-1	2	4	0	0	0	0	2	
vs. Providence	11/16	18	2-3	.666	0-0	.000	0-0	.000	1-1	2	2	0	1	1	0	4	
vs. Akron	11/18	22	4-6	.666	2-4	.500	0-0	.000	1-2	3	3	1	1	1	0	10	
BUCKNELL	11/23	*	20	6-11	.545	4-8	.500	0-0	.000	0-3	3	4	0	1	0	0	16
BC	11/28	*	23	1-2	.500	0-1	.000	1-2	.500	0-2	2	5	0	1	0	1	3
PENN	12/1	*	31	3-7	.429	3-6	.500	2-2	1.000	1-6	7	3	0	2	0	0	11
@ La Salle	12/5	*	15	1-4	.250	1-4	.250	0-0	.000	1-4	5	2	1	2	0	0	3
ARMY	12/8	*	26	5-10	.500	2-4	.500	2-2	1.000	1-3	4	3	0	1	1	0	14
DELAWARE ST	12/15	*	33	2-7	.286	1-4	.250	2-2	1.000	0-4	4	1	1	2	2	1	7
UNH	12/23	*	27	4-9	.444	2-5	.400	0-1	.000	1-4	5	2	1	2	1	0	10

## CAREER STATISTICS

Season	gp-gs	min/avg	Total		3-Point		F-Throws		Rebounds				Scoring							
			fg-fga	pct	fg-fga	pct	ft-fta	pct	off	def	tot	avg	pf	fo	ast	to	blk	stl	pts	avg
2012-13	11-7	231/21.0	29-64	.453	15-39	.385	7-9	.778	8	31	39	3.5	30	1	4	13	6	2	80	7.3
TOTAL	11-7	231/21.0	29-64	.453	15-39	.385	7-9	.778	8	31	39	3.5	30	1	4	13	6	2	80	7.3



# #11 • JERMAINE MARSHALL

RS-Jr. • GUARD • 6-4 • 205  
 ETTERS, PA. • RED LAND  
 HUMAN DEVELOPMENT & FAMILY STUDIES



## NOTABLE/CAREER HIGHLIGHTS

- Posted a career-best streak of 7-straight double-figure scoring games in Big Ten play last year.
- 20 double-digit scoring games in 2011-12, including career-high 27 in final regular season game vs. Michigan.
- FOUR 20-point games in 2011-12
- SECOND leading scorer on team (10.9 ppg) in 2011-12
- Led team with 43 threes, second with 32 steals in 2011-12.
- Missed senior year of high school with a torn patella tendon.
- Redshirted freshman season as he rehabbed the knee injury and added 15 pounds of muscle.
- --
- --

## 2012-13 SEASON HIGHLIGHTS

- Posted 11 points and eight rebounds in a loss to No. 6 N.C. State in Puerto Rico.
- Led the team with 17 points, 15 in the second half, in a 60-57 come-from-behind victory over Bucknell.
- Led Penn State with 25 points, including 11 in a late 18-1 run that cut a 20-point lead to three, in a loss to Boston College.
- Led Penn State with 18 points on 9-of-10 from the free throw line, equaling a career most free throws made.
- Led Penn State in scoring for the fourth straight game with 19 points vs. La Salle.
- Posted career highs with four assists and four steals and added 16 points while spending a great deal of time a point guard in a win over Army.
- Posted a career high five assists to go with 15 points while splitting time at point guard in a career-most 42 minutes of action in a victory over Delaware State. Hit a big three to tie the game late in overtime.
- Led Penn State in scoring for the fifth time on the year with 15 points and added a career high five steals in just 24 minutes vs. New Hampshire. Equaled a career best 3-of-5 from three.

## CAREER HIGHS

<b>POINTS:</b>	27
	vs. Michigan (3/4/12)
<b>REBOUNDS:</b>	9
	vs. Lafayette (12/7/11)
<b>ASSISTS:</b>	5
	vs. Delaware St. (12/15/12)
<b>STEALS:</b>	5
	vs. New Hampshire (12/23/12)
<b>BLOCKS:</b>	3, 2X
	2x, last vs. Illinois (1/19/12)
<b>MINUTES:</b>	42
	vs. Delaware St. (12/15/12)
<b>FIELD GOALS:</b>	10
	vs. Michigan (3/4/12)
<b>FG ATTEMPTS:</b>	19
	vs. Minnesota (1/15/12)
<b>FG PERCENTAGE:</b>	.625 (5-8)
	vs. Nebraska (2/11/12)
<b>3-POINTERS:</b>	4
	vs. Michigan (3/4/12)
<b>3PT ATTEMPTS:</b>	12
	vs. Providence (11/16/12)
<b>3PT PERCENTAGE:</b>	60.0 (3-5), 2X
	last vs. New Hampshire (12/23/12)
<b>FREE THROWS:</b>	9, 2X
	last vs. Penn (12/1/12)
<b>FT ATTEMPTS:</b>	11, 3X
	vs. Bucknell (11/23/12)
<b>FT PERCENTAGE:</b>	1.000 (4-4)
	vs. Indiana (1/8/12)
	.900 (9-10)
	vs. Penn (12/1/12)

## 2012-13 GAME-BY-GAME

OPPONENT	DATE	GS	MIN	TOTAL		3-POINT		FREE THROWS		REBOUNDS		PF	A	TO	BLK	STL	PTS
				FG-FGA	PCT	FG-FGA	PCT	FT-FTA	PCT	O-D	TOTAL						
ST. FRANCIS	11/9	*	33	4-8	.500	1-5	.200	0-0	.000	1-5	6	4	1	3	0	2	9
vs. N.C. State	11/15	*	34	4-12	.333	1-7	.142	2-3	.666	1-7	8	1	0	2	1	2	11
vs. Providence	11/16	*	34	4-18	.222	3-12	.250	2-2	1.000	0-5	5	4	0	3	0	3	13
vs. Akron	11/18	*	37	3-11	.272	2-7	.285	0-1	.000	0-3	3	5	2	3	0	1	8
BUCKNELL	11/23	*	33	4-11	.364	2-3	.667	7-11	.636	0-5	5	3	0	2	0	4	17
BC	11/28	*	28	8-13	.615	3-7	.429	6-8	.750	0-2	2	4	2	4	0	1	25
PENN	12/1	*	39	4-10	.400	1-4	.250	9-10	.900	0-3	3	3	3	3	1	1	18
@La Salle	12/5	*	37	6-12	.500	2-4	.500	5-6	.833	1-1	2	5	3	4	0	2	19
ARMY	12/8	*	39	6-10	.600	1-3	.333	3-4	.750	2-4	6	3	4	5	0	4	16
DELAWARE ST.	12/15	*	42	4-13	.308	3-7	.429	4-7	.571	1-6	7	2	5	2	1	0	15
UNH	12/23	*	24	6-12	.500	3-5	.600	0-0	.000	0-4	4	3	3	1	0	5	15

## PERSONAL FILE

**BIRTHDAY:** Nov. 7, 1990  
**FAMILY:** Jacke (mother), Jerome (father); Curtis (brother), Taehee (brother)

## CAREER STATISTICS

Season	gp-gs	min/avg	Total		3-Point		F-Throws		Rebounds				Scoring							
			fg-fga	pct	fg-fga	pct	ft-fa	pct	off	def	tot	avg	pf	fo	ast	to	blk	stl	pts	avg
2010-11	28-0	251/9.0	25-63	.397	6-25	.240	14-22	.636	3	14	17	0.6	35	1	12	13	3	15	70	2.5
2011-12	31-17	839/27.1	114-294	.388	43-132	.326	65-87	.747	24	102	126	4.1	82	2	34	57	16	32	336	10.8
2012-13	11-11	380/34.5	53-130	.408	22-64	.344	38-52	.731	6	45	51	4.6	37	2	23	34	3	25	166	15.1
<b>TOTAL</b>	<b>70-28</b>	<b>1470/21.0</b>	<b>192-487</b>	<b>.394</b>	<b>71-221</b>	<b>.321</b>	<b>117-161</b>	<b>.727</b>	<b>33</b>	<b>161</b>	<b>194</b>	<b>2.8</b>	<b>154</b>	<b>5</b>	<b>69</b>	<b>104</b>	<b>22</b>	<b>72</b>	<b>572</b>	<b>8.2</b>



# #20 • NICK COLELLA

Sr. • GUARD • 6-3 • 195  
 NEW CASTLE, PA. • NEW CASTLE HS/PENN STATE - BEHREND  
 KINESIOLOGY



## NOTABLE/CAREER HIGHLIGHTS

- Placed on scholarship for his final season.
- Started six-straight games in Big Ten play in 2011-12
- Played two seasons playing at Penn State-Behrend (Erie, Pa.) campus before transferring to the main campus. Behrend is an NCAA Division III school
- Averaged 9.8 ppg and 4.4 rpg playing in 16 games as a sophomore at Penn State - Behrend.
- Career-high at Behrend was 15 points against Allegheny College
- Made Penn State team through the walk-on tryout process in October 2010. Redshirted first season at main campus.
- Spent approximately a month of his first semester at Penn State main campus as a practice player with the Penn State Lady Lion team.

## 2012-13 SEASON HIGHLIGHTS

- Hit 3-of-5 from three for a season high nine points in a victory over Army. The three treys and his 3-of-5 performance tied a career high.
- Hit a pair of threes and logged six points while playing 35 minutes in a victory over Delaware State.
- Made his seventh career start and posted career highs with three assists and three steals to go with six points in a victory over New Hampshire.

## CAREER HIGHS

<b>POINTS:</b>	11
	@ Indiana (1/22/12)
<b>REBOUNDS:</b>	4, 4X
	last vs. Penn (12/1/12)
<b>ASSISTS:</b>	3, 2X
	last vs. New Hampshire (12/23/12)
<b>STEALS:</b>	3
	vs. New Hampshire (12/23/12)
<b>BLOCKS:</b>	1
	vs. Radford (11/14/11)
<b>MINUTES:</b>	37
	@ Michigan St. (2/8/12)
<b>FIELD GOALS:</b>	3, 3X
	last vs. Army (12/8/12)
<b>FG ATTEMPTS:</b>	12
	vs. Nebraska (2/11/12)
<b>FG PERCENTAGE:</b>	.600 (3-5)
	@ Indiana (1/22/12)
<b>3-POINTERS:</b>	3, 3X
	last vs. Army (12/8/12)
<b>3PT ATTEMPTS:</b>	11
	vs. Nebraska (2/11/12)
<b>3PT PERCENTAGE:</b>	.600 (3-5), 2X
	Last vs. Army (12/8/12)
<b>FREE THROWS:</b>	4
	vs. Iowa (2/16/12)
<b>FT ATTEMPTS:</b>	4
	vs. Iowa(2/16/12)
<b>FT PERCENTAGE:</b>	1.000 (4-4)
	vs. Iowa (2/16/12)

## 2012-13 GAME-BY-GAME

OPPONENT	DATE	GS	MIN	TOTAL		3-POINT		FREE THROWS		REBOUNDS		PF	A	TO	BLK	STL	PTS
				FG-FGA	PCT	FG-FGA	PCT	FT-FTA	PCT	O-D	TOTAL						
ST FRANCIS	11/9	22	1-5	.200	1-5	.200	0-0	.000	2-1	3	2	0	1	0	1	3	
vs. N.C. State	11/15	11	0-0	.000	0-0	.000	0-0	.000	0-0	0	0	0	0	0	0	0	
vs. Providence	11/16	16	0-4	.000	0-4	.000	0-0	.000	0-0	0	0	0	0	0	1	0	
vs. Akron	11/18	23	2-3	.666	2-3	.666	0-0	.000	0-0	0	3	0	1	0	0	6	
BUCKNELL	11/23	17	0-4	.000	0-4	.000	0-0	.000	1-0	1	2	0	0	0	0	0	
BC	11/28	28	1-5	.200	1-5	.200	0-0	.000	0-4	4	4	1	0	0	2	3	
PENN	12/1	31	2-5	.400	1-4	.250	0-0	.000	1-3	4	3	1	1	0	1	5	
@ La Salle	12/5	23	0-3	.000	0-2	.000	0-0	.000	0-1	1	3	1	0	0	0	0	
ARMY	12/8	27	3-5	.600	3-5	.600	0-0	.000	1-3	4	3	1	2	0	1	9	
DELAWARE ST	12/15	35	2-5	.400	2-3	.667	0-0	.000	1-2	3	2	1	2	0	1	6	
UNH	12/23 *	29	2-6	.333	1-5	.200	1-1	1.000	0-1	1	3	3	0	0	3	6	

## PERSONAL FILE

**BIRTHDAY:** Nov. 10, 1989  
**FAMILY:** Linda (mother), David (father);  
 Brothers: David Jr. & Michael

## CAREER STATISTICS

Season	gp-gs	min/avg	Total		3-Point		F-Throws		Rebounds				Scoring							
			fg-fga	pct	fg-fga	pct	ft-fta	pct	off	def	tot	avg	pf	fo	ast	to	blk	stl	pts	avg
2011-12	26-6	387/14.9	22-85	.259	17-70	.243	10-12	.833	5	29	34	1.3	28	0	13	11	4	9	71	2.7
2012-13	11-1	262/23.8	13-45	.289	11-40	.275	1-1	1.000	6	15	21	1.9	25	0	8	7	0	10	38	3.5
TOTAL	37-7	649/17.5	35-130	.269	28-110	.255	11-13	.846	11	44	55	1.5	53	0	21	18	4	19	109	2.9



# #21 • SASA BOROVNJAK

Sr. • FORWARD • 6-9 • 240  
 BELGRADE, SERBIA • VERITAS CHRISTIAN (N.C.)  
 MARKETING



## NOTABLE/CAREER HIGHLIGHTS

- Led Penn State shooting 56% in 2011-12
- Played in 18 games as a true-freshman
- Suffered a torn ACL in right knee on the first day of pre-season practice of the 2010-11 season and redshirted the year.
- 3.2 grade-point average
- 23 years old

- --
- --
- --
- --
- --
- --
- --
- --

## 2012-13 SEASON HIGHLIGHTS

- Played his best game of the season logging a career best eight rebounds to go with eight points (all in the first half) in a loss vs. La Salle.
- Posted one of the best games of his Penn State career logging 14 points on a career-best 8-of-10 at the foul line and tying career highs with eight rebounds and two assists in a career-most 37 minutes in a victory over Delaware State.
- Posted his first career back-to-back double-digit scoring games logging 11 points and four rebounds vs. New Hampshire.

- --
- --
- --
- --
- --
- --
- --
- --

## CAREER HIGHS

<b>POINTS:</b>	15
	vs. Ole Miss (12/4/11)
<b>Rebounds:</b>	8, 2X
	last vs. Delaware St. (12/15/12)
<b>Assists:</b>	2, 2X
	last vs. Delaware St. (12/15/12)
<b>Blocks:</b>	2
	vs. BC (11/28/12)
<b>Minutes:</b>	37
	vs. Delaware St. (12/15/12)
<b>Steals:</b>	2, 2X
	last vs. BC (11/30/11)
<b>Field Goals:</b>	7
	vs. Ole Miss (12/4/11)
<b>Field goal Attempts:</b>	8
	vs. LIU (11/16/11)
<b>Field goal Percentage:</b>	1.000 (7-7)
	vs. Ole Miss (12/4/11)
<b>3-Pointers Made:</b>	0
<b>3-Point Attempts:</b>	1
	vs. Akron (11/18/12)
<b>3-Point Percentage:</b>	N/A
<b>Free Throws Made:</b>	8
	vs. Delaware St. (12/15/12)
<b>Free throw Attempts:</b>	10
	vs. Delaware St. (12/15/12)
<b>Free Throw Percentage:</b>	.800 (8-10)
	vs. Delaware St. (12/15/12)

## 2012-13 GAME-BY-GAME

OPPONENT	DATE	GS	MIN	TOTAL		3-POINT		FREE THROWS		REBOUNDS		PF	A	TO	BLK	STL	PTS
				FG-FGA	PCT	FG-FGA	PCT	FT-FTA	PCT	O-D	TOTAL						
ST. FRANCIS	11/9		10	1-1	1.000	0-0	.000	0-0	.000	0-2	2	3	0	1	0	0	2
vs. N.C. State	11/15		11	0-0	.000	0-0	.000	0-0	.000	0-3	3	2	0	1	0	0	0
vs. Providence	11/16		28	2-2	1.000	0-0	.000	0-2	.000	2-2	4	5	0	2	0	0	4
vs. Akron	11/18		9	0-2	.000	0-1	.000	0-0	.000	0-1	1	2	0	0	0	0	0
BUCKNELL	11/23		25	3-4	.750	0-0	.000	0-3	.000	3-1	4	1	1	0	0	2	6
BC	11/28		21	0-4	.000	0-0	.000	0-0	.000	2-1	3	2	0	1	2	0	0
PENN	12/1		16	0-3	.000	0-0	.000	0-0	.000	0-0	0	1	0	1	0	0	0
@ La Salle	12/5		26	3-4	.750	0-0	.000	2-3	.667	4-4	8	3	0	1	0	0	8
ARMY	12/8	*	15	2-3	.667	0-0	.000	0-0	.000	2-1	3	4	1	0	0	0	4
DELAWARE ST	12/15	*	37	3-4	.750	0-0	.000	8-10	.800	2-6	8	3	2	0	1	0	14
UNH	12/23	*	21	4-7	.571	0-0	.000	3-4	.750	1-3	4	1	1	0	1	0	11

## PERSONAL FILE

**BIRTHDAY:** July 30, 1989  
**FAMILY:** Jasmenka (mother); Zoran (father); Brother: Dejan

## CAREER STATISTICS

Season	gp-gs	min/avg	Total		3-Point		F-Throws		Rebounds				Scoring							
			fg-fga	pct	fg-fga	pct	ft-fta	pct	off	def	tot	avg	pf	fo	ast	to	blk	stl	pts	avg
2009-10	18-0	123/6.8	10-23	.435	0-0	.000	12-14	.857	5	15	20	1.1	15	0	4	2	0	1	32	1.8
2011-12	32-7	559/17.5	60-106	.566	0-1	.000	18-37	.486	44	56	100	3.1	56	1	4	28	5	10	138	4.3
2012-13	11-3	219/19.9	18-34	.529	0-1	.000	13-22	.591	16	24	40	3.6	27	1	5	7	5	2	49	4.5
<b>TOTAL</b>	<b>61-10</b>	<b>901/14.8</b>	<b>88-163</b>	<b>.540</b>	<b>0-2</b>	<b>.000</b>	<b>43-73</b>	<b>.589</b>	<b>65</b>	<b>95</b>	<b>160</b>	<b>2.6</b>	<b>98</b>	<b>2</b>	<b>13</b>	<b>37</b>	<b>10</b>	<b>13</b>	<b>219</b>	<b>3.6</b>



# #23 • TIM FRAZIER

Sr. • GUARD • 6-1 • 170  
HOUSTON, TEXAS • STRAKE JESUIT  
SUPPLY CHAIN & INFORMATION SYSTEMS

**CAREER**

DOUBLE-DOUBLES: 6	10+ ASSISTS: 3
20-POINT GAMES: 20	5+ ASSISTS: 34
30-POINT GAMES: 1	3+ STEALS: 14
DOUBLE-DIGITS: 43	40-MINUTES: 9



## NOTABLE/CAREER HIGHLIGHTS

- Wooden Award Preseason Top 50 Candidate
- 2012 Preseason All-Big Ten
- 2012 First-team All-Big Ten Selection
- 2ND the Big Ten in scoring (18.8), 1st in assists (6.2), 2nd in steals (2.4), led the Lions in scoring, rebounds, assists and steals in 2011-12.
- 14th in NCAA in assists in 2011-12.
- Set Penn State season assist mark with 198 in 2011-12.
- 17 20-point games (12 in conference play) ranked FIFTH among Big Six Conference players in 2011-12.
- ONLY PLAYER in NCAA Div. I to average at least 17 points and 6 assists per game in 2011-12.
- Led the nation accounting for 58% of his team's offense in 2011-12 (field goals and assists).
- 1,035 career points rank 24th all-time at Penn State.
- 459 career assists rank 6th all-time in Penn State history.
- 143 career steals rank 8th all-time at Penn State.
- Had played in every game the last three seasons prior to his injury on Nov. 18 vs. Akron
- 3.1 grade-point average in Supply Chain Management.

## RECENT GAME HIGHLIGHTS

- Posted career highs with 17 free throws on 18 free throw attempts (.944) for a team-high 23 points and added six assists in season-opening win over St. Francis (11/9).
- Led Penn State with 23 points going 10-of-11 at the foul line and added five rebounds and three steals in a loss to No. 6 N.C. State in Puerto Rico
- Played all 45 minutes of an overtime win over Providence in the Puerto Rico Tip-Off leading Penn State with 19 points, nine rebounds, seven assists and four steals.
- Suffered a season-ending injury to his left achilles tendon at the 14:30 mark of the first of the Lions' third game of the Puerto Rico Tip-Off vs. Akron on Nov. 18 and did not return, breaking a string of 25-straight double-digit scoring games. Had led Penn State in scoring in 28 of the previous 35 games

## CAREER HIGHS

<b>POINTS:</b>	30
	vs. Nebraska (1/12/12)
<b>REBOUNDS:</b>	11, 2X
	last vs. Cornell (12/21)
<b>ASSISTS:</b>	11
	vs. YSU (11/23/11)
<b>STEALS:</b>	6
	vs. Nebraska (1/12/12)
<b>BLOCKS:</b>	1, 13X
	last vs. Indiana (B1G) (3/8/12)
<b>MINUTES:</b>	45
	vs. Providence (11/16/12)
<b>FIELD GOALS:</b>	10, three times
	last @ Purdue (2/29/12)
<b>FG ATTEMPTS:</b>	24
	vs. Indiana (B1G) (3/8/12)
<b>FG PERCENTAGE:</b>	.778 (7-9)
	vs. Nebraska (2/11/12)
	.833 (5-6)
	vs. Temple (NCAA) (3/17/11)
<b>3-POINTERS:</b>	4, 2X
	last vs. Indiana (B1G) (3/8/12)
<b>3PT ATTEMPTS:</b>	6, 2X
	last vs. Indiana (B1G) (3/8/12)
<b>3PT PERCENTAGE:</b>	80.0 (4-5)
	vs. Robert Morris (11/16/09)
<b>FREE THROWS:</b>	17
	vs. St. Francis (11/9/12)
<b>FT ATTEMPTS:</b>	18
	vs. St. Francis (11/9/12)
<b>FT PERCENTAGE:</b>	1.000 (8-8)
	vs. Nebraska (2/11/12)
	.944 (17-18)
	vs. St. Francis (11/9/12)

## 2012-13 GAME-BY-GAME

OPPONENT	DATE	GS	MIN	TOTAL		3-POINT		FREE THROWS		REBOUNDS		PF	A	TO	BLK	STL	PTS
				FG-FGA	PCT	FG-FGA	PCT	FT-FTA	PCT	O-D	TOTAL						
ST. FRANCIS	11/9	*	39	3-9	.333	0-3	.000	17-18	.944	0-4	4	3	6	3	1	2	23
vs. N.C. State	11/15	*	40	6-20	.300	1-5	.200	10-11	.909	3-2	5	1	2	4	0	3	23
vs. Providence	11/16	*	45	6-13	.461	1-3	.333	6-10	.600	6-3	9	3	7	4	0	4	19
vs. Akron	11/18	*	6	0-0	.000	0-0	.000	0-0	.000	0-0	0	1	0	1	0	0	6

## PERSONAL FILE

<b>BIRTHDAY:</b>	Nov. 1, 1990
<b>FAMILY:</b>	Janice (mother), Billy (father), William (brother), Krystal (sister)

## CAREER STATISTICS

Season	gp-gs	min/avg	Total		3-Point		F-Throws		Rebounds				Scoring							
			fg-fga	pct	fg-fga	pct	ft-fta	pct	off	def	tot	avg	pf	fo	ast	to	blk	stl	pts	avg
2009-10	31-10	570/18.4	51-132	.386	9-24	.375	43-64	.672	11	61	72	2.3	64	0	73	52	2	23	154	5.0
2010-11	34-33	1048/30.8	71-165	.430	11-32	.344	61-81	.753	21	111	132	3.9	89	1	173	82	4	35	214	6.3
2011-12	32-32	1188/37.1	208-497	.419	27-86	.314	159-201	.791	44	106	150	4.7	94	1	198	117	7	76	602	18.8
2012-13	4-4	130/32.5	15-42	.357	2-11	.182	33-39	.846	9	9	18	4.5	8	0	15	12	1	9	65	16.3
<b>TOTAL</b>	<b>101-79</b>	<b>2936/29.1</b>	<b>345-836</b>	<b>.413</b>	<b>49-153</b>	<b>.320</b>	<b>296-385</b>	<b>.769</b>	<b>85</b>	<b>287</b>	<b>372</b>	<b>3.7</b>	<b>255</b>	<b>2</b>	<b>459</b>	<b>263</b>	<b>14</b>	<b>143</b>	<b>1035</b>	<b>10.2</b>



# #25 • JON GRAHAM

R-SO. • FORWARD • 6-8 • 225  
BALTIMORE, MD. • CALVERT HALL  
RECREATION, PARKS & TOURISM MANAGEMENT



## NOTABLE/CAREER HIGHLIGHTS

- The son of Maryland (1978-81) great and former Philadelphia 76er (1981 3rd round draft pick) Ernest Graham, who ranks among the top 15 all-time in scoring (1,6017) and assists (346) in Terrapin history and still holds Maryland's single game scoring mark with 44 vs. N.C. State in 1978.
- Calvert Hall's second all-time leading scorer with 1,670 points
- Added 30 pounds of muscle during his redshirt season and subsequently shed 15 pounds prior to the 2012-13 season go from 240 to 225 playing weight.
- --
- --
- --
- --
- --

## 2012-13 SEASON HIGHLIGHTS

- Tied a career high with 10 rebounds in a loss to No. 6 N.C. State in the Puerto Rico Tip-Off.
- His defense helped hold Bucknell leading scorer Mike Muscala (17.7) to 10 points on 2-of-4 shooting in a victory over the Bison.
- Tied a career high with three blocks vs. Penn while helping to hold Quaker leading scorer Fran Dougherty (18.6) to seven points on 3-of-8 shooting in a 58-47 win.

## CAREER HIGHS

<b>POINTS:</b>	10, 2X
	last vs. Northwestern (2/25/12)
<b>REBOUNDS:</b>	10, 2X
	vs. N.C. State (11/15/12)
<b>ASSISTS:</b>	1, 6X
	last, vs. Indiana (BTT), 3/8/12)
<b>STEALS:</b>	2, 2X
	Last, vs. Wisconsin (1/31/12)
<b>BLOCKS:</b>	3, 2X
	vs. Penn (12/1/12)
<b>MINUTES:</b>	35
	@ Wisconsin (2/19/12)
<b>FIELD GOALS:</b>	5
	vs. Northwestern (2/25/12)
<b>FG ATTEMPTS:</b>	9
	@ Wisconsin (2/19/12)
<b>FG PERCENTAGE:</b>	.833 (5-6)
	vs. Northwestern (2/25/12)
<b>3-POINTERS:</b>	-
	-
<b>3PT ATTEMPTS:</b>	-
	-
<b>3PT PERCENTAGE:</b>	-
	-
<b>FREE THROWS:</b>	4
	vs. Iowa (2/16/12)
<b>FT ATTEMPTS:</b>	4, 2X
	last vs. Iowa (2/16/12)
<b>FT PERCENTAGE:</b>	1.000 (4-4)
	vs. Iowa (2/16/12)

## 2012-13 GAME-BY-GAME

OPPONENT	DATE	GS	MIN	TOTAL		3-POINT		FREE THROWS		REBOUNDS		PF	A	TO	BLK	STL	PTS
				FG-FGA	PCT	FG-FGA	PCT	FT-FTA	PCT	O-D	TOTAL						
ST. FRANCIS	11/9	*	22	1-3	.333	0-0	.000	0-0	.000	1-2	3	4	0	2	2	0	2
vs. N.C. State	11/15	*	22	1-5	.200	0-0	.000	2-2	1.000	6-4	10	3	1	0	0	0	4
vs. Providence	11/16	*	13	0-0	.000	0-0	.000	0-0	.000	2-1	3	3	0	1	2	1	0
vs. Akron	11/18	*	20	2-3	.666	0-0	.000	1-1	1.000	1-1	2	1	0	1	0	0	5
BUCKNELL	11/23	*	24	0-3	.000	0-0	.000	0-0	.000	2-3	5	3	0	0	2	1	0
BC	11/28	*	23	1-6	.167	0-0	.000	1-2	.500	3-0	3	4	0	1	2	0	3
PENN	12/1	*	22	2-4	.500	0-0	.000	0-2	.000	1-3	4	2	0	0	3	0	4
@ La Salle	12/5	*	11	0-1	.000	0-0	.000	0-0	.000	0-2	2	3	1	0	0	0	0
ARMY	12/8		13	1-2	.500	0-0	.000	0-0	.000	0-3	3	4	0	0	0	0	2
DELAWARE ST	12/15		8	0-0	.000	0-0	.000	0-0	.000	0-2	2	0	0	1	0	0	0
UNH	12/23		17	2-2	1.000	0-0	.000	3-4	.750	2-1	3	2	0	1	0	0	7

## PERSONAL FILE

**BIRTHDAY:** Oct. 15, 1991  
**FAMILY:** Karen (mother), Ernest (father); Brother: Ernest, Jr.

## CAREER STATISTICS

Season	gp-gs	min/avg	FG		3-PT		FT		REBOUNDS		PF	FO	AST	TO	BLK	STL	SCORING			
			fg-fga	pct	fg-fga	pct	ft-fta	pct	off	def							tot	avg	pts	avg
2011-12	26-17	460/17.7	44-97	.454	0-0	.000	13-33	.394	44	51	95	3.7	63	1	6	29	19	10	101	3.9
2012-13	11-8	195/17.7	10-29	.345	0-0	.000	7-11	.636	18	22	40	3.6	29	0	2	7	11	2	27	2.5
TOTAL	37-25	655/17.7	54-126	.429	0-0	.000	20-44	.455	62	73	135	3.6	92	1	8	36	30	12	128	3.5



## #43 • ROSS TRAVIS

So. • FORWARD • 6-6 • 225  
CHASKA, MINN. • CHASKA HS

## CAREER HIGHS

POINTS: 15

vs. Michigan (3/4/12)

REBOUNDS: 13

vs. BC (11/28/12)

ASSISTS: 3

vs. Lafayette (12/7/11)

STEALS: 3

vs. YSU (11/23/11)

BLOCKS: 3

vs. Indiana (BTT) (3/8/12)

MINUTES: 40

@ La Salle (12/5/12)

FIELD GOALS: 6

@ La Salle (12/5/12)

FG ATTEMPTS: 11, 2X

Last vs. Army (12/8/12)

FG PERCENTAGE: 1.000 (5-5), 2X

last vs. Michigan (3/4/12)

3-POINTERS: 2

vs. Kentucky (11/19/11)

3PT ATTEMPTS: 5, 2X

Last vs. Army (12/8/12)

3PT PERCENTAGE: 1.000 (1-1)

vs. Lafayette (12/7/11)

FREE THROWS: 9

vs. Akron (11/18/12)

FT ATTEMPTS: 11

vs. Akron (11/18/12)

FT PERCENTAGE: .818 (9-11)

vs. Akron (11/18/12)

## PERSONAL FILE

BIRTHDAY: Jan. 9, 1993

FAMILY: Debbie (mother), John  
(father); Sister: Brittany

## NOTABLE/CAREER HIGHLIGHTS

■ Team's leading rebounder, LEADING THE BIG TEN with 7.9 rebounds per game.

■ Earned team's "Scrappiest Player" Award as a freshmen and nicknamed "junkyard dog" by coach Patrick Chambers.

■ Career-high 15 points vs. Michigan in the final game of the regular season

■ Averaged 8.3 ppg and 5.7 rpg over final three regular season

games of 2011-12 while shooting 70%.

■ Started 16 games as a true-freshman.

■ Added 25 pounds of muscle since arriving on campus.

■ Tabbed as the top prospect in Minnesota for the class of 2011

## 2012-13 SEASON HIGHLIGHTS

■ Equaled a career high with nine rebounds and added 10 points in a season-opening win over St. Francis (11/9/12).

■ Posted a career-best 10 rebounds to go with 11 points on a career-best 9-of-11 at the foul line for his FIRST CAREER DOUBLE-DOUBLE in a loss to Akron in the Puerto Rico Tip-Off.

■ Led Penn State with eight rebounds and added nine points in a win over Bucknell.

■ Grabbed a CAREER HIGH 13 rebounds in 38 minutes of action in a loss to Boston College.

■ Led Penn State in rebounding for the fifth straight game and posted his most efficient offensive game of the year with career highs of six field goals on 11 attempts (.545) for 12 points.

■ Recorded his second career double-double with 14 points and 10 rebounds in a win vs. Army. Hit his first three shots to score seven of the

Lions first nine points.

## 2012-13 GAME-BY-GAME

OPPONENT	DATE	GS	MIN	TOTAL		3-POINT		FREE THROWS		REBOUNDS					PF	A	TO	BLK	STL	PTS
				FG-FGA	PCT	FG-FGA	PCT	FT-FTA	PCT	O-D	TOTAL									
ST. FRANCIS	11/9	*	33	4-9	.444	0-3	.000	2-4	.500	5-4	9	4	0	3	0	0	0	10		
vs. N.C. State	11/15	*	29	1-8	.125	0-2	.000	0-0	.000	0-2	2	3	0	1	0	0	2			
vs. Providence	11/16	*	36	3-8	.375	0-1	.000	0-2	.000	2-2	4	1	0	1	0	2	6			
vs. Akron	11/18	*	36	1-10	.100	0-2	.000	9-11	.818	7-3	10	4	0	3	0	1	11			
BUCKNELL	11/23	*	35	3-5	.600	1-2	.500	2-2	1.000	3-5	8	3	1	0	0	1	9			
BC	11/28	*	38	2-9	.222	0-3	.000	1-2	.500	3-10	13	1	0	0	1	1	5			
PENN	12/1	*	24	2-6	.333	0-1	.000	3-4	.750	4-4	8	4	0	2	0	0	7			
@ La Salle	12/5	*	40	6-11	.545	0-0	.000	0-1	.000	2-7	9	2	0	2	0	0	12			
ARMY	12/8	*	38	5-11	.455	1-5	.200	3-7	.429	1-9	10	1	2	3	2	1	14			
DELAWARE ST	12/15	*	20	2-4	.500	0-1	.000	2-2	1.000	0-3	3	5	0	1	0	0	6			
UNH	12/23		21	2-5	.400	0-1	.000	0-0	.000	1-5	6	2	2	1	0	0	4			

## CAREER STATISTICS

Season	gp-gs	min/avg	Total		3-Point		F-Throws		Rebounds				Scoring							
			fg-fga	pct	fg-fga	pct	ft-fta	pct	off	def	tot	avg	pf	fo	ast	to	blk	stl	pts	avg
2011-12	32-16	574/17.9	57-127	.449	4-24	.167	24-50	.480	57	78	135	4.2	69	3	13	24	8	16	142	4.4
2012-13	11-10	350/31.8	31-86	.360	2-21	.095	22-35	.629	28	54	82	7.5	30	1	5	17	3	6	86	7.8
TOTAL	43-26	924/21.5	88-213	.413	6-45	.133	46-85	.541	85	132	217	5.0	99	4	18	41	11	22	228	5.3





**PENN STATE 65 SAINT FRANCIS 58**

Nov. 9, 2012 @ University Park, Pa.

**PENN STATE LEADERS**

Scoring Leader: Frazier (23)  
Rebounding Leader: Travis (9)  
Assist Leader: Frazier (6)

Penn State overcame a tough shooting night with a tremendous 28-of-32 (.875) effort at the foul line and a 38-22 rebound advantage to post its eighth-straight season opening win. Tim Frazier led the Lions with 23 points and six assists while posting a career-best 17-of-18 effort at the charity stripe. D.J. Newbill, in his first action at Penn State, posted 16 points and seven rebounds and a career-best 9-of-10 at the foul line. Ross Travis added 10 points and a career-best tying nine boards. The Lions shot 29 percent in the first half and 36 percent for the game, including a 3-of-24 (.125) effort from three, but outscored St. Francis 28-9 at the foul line to overcome 17 turnovers. Penn State led by 10 in the first half, but saw that trimmed to 26-20 at the half. SFU hit three straight threes to take a one-point lead in the second half behind 19 points from Ollie Jackson. Frazier scored 16 second half points to take control for PSU.

**Saint Francis 58 • 0-1**

#	Player	Total			3-Ptr			Rebounds			PF	TP	A	TO	Blk	Stl	Min
		FG	FGA	FT	FTA	Off	Def	Off	Def	Off							
15	BROWN, Earl	f	1-2	0-0	0-0	0	3	3	4	6	1	0	0	0	0	13	
40	DRINNON, Ronnie	f	2-3	0-0	2-2	2	3	5	4	6	0	1	0	0	0	30	
01	SHANNON, Umar	g	2-12	1-4	4-4	0	5	5	0	9	4	3	1	0	0	36	
2	BROWN, Greg	g	0-1	0-1	0-0	0	0	0	2	0	1	0	0	0	0	20	
22	JACKSON, Ollie	g	6-10	4-8	3-6	0	3	3	2	19	0	1	0	0	0	33	
05	WHYATT, Stephen	g	4-8	0-2	0-1	2	1	1	4	8	3	4	0	0	0	23	
14	MAJOR, Dominique	g	1-3	1-3	0-0	0	0	0	0	0	0	0	0	0	0	6	
21	RITTER, Kam	g	4-4	1-1	0-1	0	2	2	5	9	0	0	0	0	0	24	
30	PETERS, Tony	g	0-0	0-0	0-0	0	0	0	2	0	0	0	0	0	0	5	
32	ERVIN, Anthony	g	0-0	0-0	0-0	0	0	0	0	0	0	0	0	0	0	5	
34	STANLEY, Storm	g	1-2	0-0	0-0	0	0	0	0	2	0	0	0	0	0	5	
Team						0	0	3	3								
Totals			21-45	7-19	9-14	2	20	22	23	58	8	16	1	4	0	200	

FG % 1st Half: 7-21 33.3% 2nd half: 14-24 58.3% Game: 21-45 46.7%  
3FG % 1st Half: 3-10 30.0% 2nd half: 4-9 44.4% Game: 7-19 36.8%  
FT % 1st Half: 3-4 75.0% 2nd half: 6-10 60.0% Game: 9-14 64.3%

**Penn State 65 • 1-0**

#	Player	Total			3-Ptr			Rebounds			PF	TP	A	TO	Blk	Stl	Min
		FG	FGA	FT	FTA	Off	Def	Off	Def	Off							
25	Graham, Jon	f	1-3	0-0	0-0	1	2	3	4	2	0	2	2	0	0	22	
43	Travis, Ross	f	4-9	0-3	2-4	5	4	9	4	10	0	3	0	0	0	33	
02	Newbill, D.J.	g	3-10	1-7	9-10	2	5	7	2	16	1	4	0	1	0	36	
11	Marshall, Jermaine	g	4-8	1-5	0-0	1	5	4	9	1	3	0	0	0	0	39	
23	Frazier, Tim	g	3-9	0-3	17-18	0	4	4	3	23	6	3	1	2	0	39	
10	Taylor, Brandon	g	0-2	0-1	0-0	1	1	2	1	0	0	0	0	0	0	5	
14	Montminy, Kevin	g	0-0	0-0	0-0	0	0	0	0	0	0	0	0	0	0	0	
20	Colella, Nick	g	1-5	1-5	0-0	2	1	3	2	3	0	1	0	0	0	11	
21	Borovnjak, Sasa	g	1-1	0-0	0-0	0	2	2	3	2	0	1	0	0	0	10	
Team						1	1	2	2								
Totals			17-47	3-24	28-32	13	25	38	23	65	8	17	3	6	0	200	

FG % 1st Half: 7-24 29.2% 2nd half: 10-23 43.5% Game: 17-47 36.2%  
3FG % 1st Half: 1-12 8.3% 2nd half: 2-12 16.7% Game: 3-24 12.5%  
FT % 1st Half: 11-12 91.7% 2nd half: 17-20 85.0% Game: 28-32 87.5%

Officials: Mike Kitts, Ray Perone, Bill Ek  
Technical fouls: Saint Francis-None, Penn State-None.  
Attendance: 7329  
Flagrant 1 foul on SFU #15 at 17:47 of first half.

Score by periods	1st	2nd	Total
Saint Francis	20	38	58
Penn State	26	39	65

Points	In	Off	2nd	Fast	Bench
PSU	Paint	T/O	Chance	Break	
PSU	24	9	8	2	2
PSU	20	15	10	4	5

**No. 6 N.C. STATE 72 PENN STATE 55**

Nov. 15, 2012 @ Bayamon, Puerto Rico

**PENN STATE LEADERS**

Scoring Leader: Frazier (23)  
Rebounding Leader: Graham (10)  
Assist Leader: Frazier (2)

Penn State could not find its shooting touch in the first game of the Puerto Rico Tip-Off starting 2-of-10 and going on to shoot 31.7 percent from the floor and 3-of-19 (15.8%) in a 72-55 loss to No. 6 N.C. State. Tim Frazier led the way with 23 points on 10-of-11 at the foul line and 6-of-20 from the floor. D.J. Newbill added 13 points, Jermaine Marshall 11 points and eight boards and Jon Graham a career-best equaling 10 rebounds. N.C. State was paced by 22 points and eight boards from freshman T.J. Warren off the bench as the Wolfpack hit 8-of-16 from three and shot 50 percent for the game. PSU kept it close in the first half trailing by just six after a Marshall three with 4:33 left in the half before going to the locker room down 35-26. N.C. State used a 10-0 run early in the second to open up a 47-30 lead as the Lions had one field goal in the first five minutes of the half. N.C. State led by as many as 25 before PSU closed within 14 late.

**North Carolina State 72 • 2-0**

#	Player	Total			3-Ptr			Rebounds			PF	TP	A	TO	Blk	Stl	Min
		FG	FGA	FT	FTA	Off	Def	Off	Def	Off							
01	Howell, Richard	f	4-6	0-0	1-2	1	4	5	2	9	0	2	0	1	1	19	
05	Leslie, C.J.	f	5-8	0-0	4-6	2	2	4	1	14	2	1	0	1	0	28	
15	Wood, Scott	f	3-6	2-4	0-0	0	5	5	2	8	0	1	0	0	0	36	
00	Purvis, Rodney	g	4-7	3-3	1-3	0	1	1	1	12	3	3	0	0	0	32	
02	Brown, Lorenzo	g	1-10	0-3	5-6	0	4	4	3	7	4	2	0	0	0	36	
12	Lewis, Tyler	g	0-2	0-1	0-0	0	0	0	0	2	3	0	0	0	0	10	
13	De Thaeys, Thomas	g	0-1	0-1	0-0	0	1	1	0	1	0	0	0	0	0	3	
14	Vandenbergh, Jordan	g	0-0	0-0	0-0	0	0	0	0	2	0	0	0	0	0	4	
24	Warren, T.J.	g	9-12	3-4	1-1	2	6	8	3	22	1	1	0	1	0	32	
Team						1	2	3	1	2	3						
Totals			26-52	8-16	12-18	7	29	36	16	72	12	14	1	8	0	200	

FG % 1st Half: 12-27 44.4% 2nd half: 14-25 56.0% Game: 26-52 50.0%  
3FG % 1st Half: 4-7 57.1% 2nd half: 4-9 44.4% Game: 8-16 50.0%  
FT % 1st Half: 7-10 70.0% 2nd half: 5-8 62.5% Game: 12-18 66.7%

**Penn State 55 • 1-1**

#	Player	Total			3-Ptr			Rebounds			PF	TP	A	TO	Blk	Stl	Min
		FG	FGA	FT	FTA	Off	Def	Off	Def	Off							
25	Graham, Jon	f	1-5	0-0	2-2	6	4	10	3	4	1	0	0	0	0	22	
43	Travis, Ross	f	1-8	0-2	0-0	0	2	2	3	2	0	1	0	0	0	29	
02	Newbill, D.J.	g	6-12	1-3	0-0	2	1	3	3	13	1	5	0	2	0	36	
11	Marshall, Jermaine	g	4-12	1-7	2-3	1	7	8	1	11	0	2	1	2	0	34	
23	Frazier, Tim	g	6-20	1-5	10-11	3	2	5	1	23	2	4	0	3	0	40	
05	Jack, Donovan	g	0-0	0-0	0-0	0	0	0	0	1	1	0	0	0	0	6	
10	Taylor, Brandon	g	1-3	0-2	0-0	1	1	2	4	2	0	0	0	0	0	11	
20	Colella, Nick	g	0-0	0-0	0-0	0	0	0	0	0	0	0	0	0	0	11	
21	Borovnjak, Sasa	g	0-0	0-0	0-0	0	3	3	2	0	0	1	0	0	0	11	
Team						0	0	0	0	0	0	0	0	0	0	0	
Totals			19-60	3-19	14-17	14	22	36	18	55	4	13	1	8	0	200	

FG % 1st Half: 9-27 33.3% 2nd half: 10-33 30.3% Game: 19-60 31.7%  
3FG % 1st Half: 2-9 22.2% 2nd half: 1-10 10.0% Game: 3-19 15.8%  
FT % 1st Half: 6-7 85.7% 2nd half: 8-10 80.0% Game: 14-17 82.4%

Officials: Rick Crawford, John Hughes, Bret Smith  
Technical fouls: North Carolina State-None, Penn State-None.  
Attendance:

Score by periods	1st	2nd	Total
North Carolina State	35	37	72
Penn State	26	29	55

Last FG - NCST 2nd-00:30, PENN 2nd-01:45.  
Largest lead - NCST hv 25:30d-09:15, PENN hv 1:14t-18:47  
Score tied - 1 time.  
Lead changed - 9 times

**PENN STATE 55 PROVIDENCE 52 OT**

Nov. 16, 2012 @ Bayamon, Puerto Rico

**PENN STATE LEADERS**

Scoring Leader: Frazier (19)  
Rebounding Leader: Frazier (9)  
Assist Leader: Frazier (7)

Despite struggling shooting and trailing for most of the game, Penn State found a way to win behind team highs of 19 points, nine rebounds, seven assists and four steals from Tim Frazier and late clutch shooting from Jermaine Marshall (13) for its first overtime victory under coach Patrick Chambers. Both teams struggled in the first half that saw Providence leading 16-14 at the break with the teams a combined 11-of-42 from the floor. Penn State warmed up to shoot 42 percent in the second half and 4-of-6 in overtime and grabbed 11 steals while forcing 21 Frazier turnovers using a 1-2-2 press in the second half. Trailing by 10, 30-20, with 12:28 to play, Frazier scored 13 of the Lions' 20 points, and nine straight at one point, in a 20-7 run that saw Penn State take a 40-37 lead with 2:23 left. A Marshall three gave PSU a 43-41 lead, but two Kadeem Batts free throws sent it to overtime. A D.J. Newbill jumper and another Marshall three gave PSU the lead for good in overtime.

**Penn State 55 • 2-1**

#	Player	Total			3-Ptr			Rebounds			PF	TP	A	TO	Blk	Stl	Min
		FG	FGA	FT	FTA	Off	Def	Off	Def	Off							
25	Graham, Jon	f	0-0	0-0	0-0	2	1	3	3	0	1	2	1	1	0	13	
43	Travis, Ross	f	3-8	0-1	0-2	2	2	4	1	6	0	1	0	2	0	36	
02	Newbill, D.J.	g	3-5	0-1	3-3	2	4	6	3	9	3	4	0	0	0	35	
11	Marshall, Jermaine	g	4-18	3-12	2-2	0	5	5	4	13	0	3	0	3	0	34	
23	Frazier, Tim	g	6-13	1-3	6-10	6	3	9	3	19	7	4	0	4	0	45	
10	Taylor, Brandon	g	2-3	0-0	0-0	0	1	2	2	4	0	1	1	0	0	18	
20	Colella, Nick	g	0-4	0-0	0-0	0	0	0	0	0	0	0	0	0	0	16	
21	Borovnjak, Sasa	g	2-2	0-0	0-2	2	2	4	5	4	0	2	0	0	0	28	
Team						1	1	2	2								
Totals			20-53	4-21	11-19	16	19	35	21								

**PENN STATE 60  
BUCKNELL 57**

Nov. 23, 2012 @ University Park, Pa.

**PENN STATE LEADERS**  
Scoring Leader: Marshall (17)  
Rebounding Leader: Travis (8)  
Assist Leader: Newbill (7)

Penn State hit 14 of its first 18 shots in the second half and finished the half shooting 65% from the floor and 5-of-6 from three to overcome a 22-16 halftime deficit and down previously unbeaten Bucknell for the 11th straight time. Jermaine Marshall led the way with 17 points and four steals while freshman Brandon Taylor had 16 points on a team-best 4-of-8 from three, including two straight to spark the offense at the start of the second half. PSU struggled through 16% shooting for just 16 first half points, but stayed close by limiting Bucknell leading scorer Mike Muscala (17 ppg) who finished the game with 10 points on just four field goal attempts. Trailing 29-24 with 15:59 to play, PSU used a 13-7 run to seize its first lead of the game, 37-36, on a Marshall banked in three-pointer with 10:57 to play. Bucknell tied the game at 39, but PSU used a 9-2 run capped by Ross Travis' first three of the year to take a 48-41 lead and were in control the rest of the way.

**BUCKNELL 57 • 5-1**

#	Player	Total		3-Ptr		Rebounds			PF	TP	A	TO	Bk	Stl	Min
		FG	FGA	FG	FGA	Off	Def	Tot							
15	Willman, Joe	f	2-7	0-0	0-0	1	5	6	4	4	0	1	0	0	29
31	Muscala, Mike	f	2-4	0-1	6-8	1	11	12	4	10	2	3	5	1	37
11	Hill, Ryan	g	1-4	0-1	0-0	0	1	1	1	1	1	0	0	0	20
21	Johnson, Bryson	g	3-8	3-8	9-11	0	2	2	0	18	1	3	0	1	35
42	Ayers, Cameron	g	5-11	2-6	2-2	1	3	4	3	14	1	1	0	0	34
03	Kaspar, Steven	g	2-4	0-0	2-2	0	1	1	2	6	2	3	0	1	19
10	Fitzpatrick, Brian	g	0-0	0-0	1-2	0	1	1	1	1	0	1	0	0	4
32	Frazier, Ryan	g	0-2	0-2	0-0	0	1	1	2	0	0	1	0	0	12
50	Hoffman, Dom	g	1-1	0-0	0-0	0	3	2	2	0	0	0	0	0	10
Team						0	0	0							
Totals			16-41	5-18	20-25	3	28	31	19	57	7	13	5	3	200

FG % 1st Half: 5-14 35.7% 2nd half: 11-27 40.7% Game: 16-41 39.0% Deadball Rebounds  
3FG % 1st Half: 2-7 28.6% 2nd half: 3-11 27.3% Game: 5-18 27.8%  
FT % 1st Half: 10-13 76.9% 2nd half: 10-12 83.3% Game: 20-25 80.0%

**Penn State 60 • 3-2**

#	Player	Total		3-Ptr		Rebounds			PF	TP	A	TO	Bk	Stl	Min
		FG	FGA	FG	FGA	Off	Def	Tot							
10	Taylor, Brandon	f	6-11	4-8	0-0	0	3	3	4	16	0	1	0	0	20
25	Graham, Jon	f	0-3	0-0	0-0	2	3	5	3	0	0	0	1	2	24
43	Travis, Ross	f	3-5	1-2	2-2	3	5	8	3	9	1	0	0	1	35
02	Newbill, D.J.	g	5-18	0-2	0-4	2	5	7	1	10	7	4	1	0	37
11	Marshall, Jermaine	g	4-11	2-3	7-11	0	5	5	3	17	0	2	0	4	33
20	Colella, Nick	g	0-4	0-4	0-0	1	0	1	2	0	0	0	0	0	17
21	Borovnjak, Sasa	g	3-4	0-0	0-3	3	1	4	1	2	1	0	0	2	25
32	Ackerman, Pat	g	1-1	0-0	0-0	0	0	0	2	0	0	0	0	0	9
Team						3	2	5			1				
Totals			22-57	7-19	9-20	14	24	38	19	60	9	8	3	8	200

FG % 1st Half: 5-31 16.1% 2nd half: 17-26 65.4% Game: 22-57 38.6% Deadball Rebounds  
3FG % 1st Half: 2-13 15.4% 2nd half: 5-6 83.3% Game: 7-19 36.8%  
FT % 1st Half: 4-10 40.0% 2nd half: 5-10 50.0% Game: 9-20 45.0%

Officials: Larry Scrotto, DJ Carstensen, Jim Bruno  
Technical fouls: BUCKNELL-None. Penn State-None.  
Attendance: 7713

Score by periods	1st	2nd	Total
BUCKNELL	22	35	57
Penn State	16	44	60

Last FG - BUCKNELL 2nd-00-09, PSU 2nd-00-35.  
Largest lead - BUCKNELL by 9 1st-13:34, PSU by 7 2nd-06:26.

Points	In	Off	2nd	Fast	Bench
BUCKNE	Paint	T/O	Chance	Break	
PSU	20	5	3	2	8

Score tied - 3 times.  
Lead changed - 1 time.

**BOSTON COLLEGE 73  
PENN STATE 61**

Nov. 28, 2012 @ University Park, Pa.

**PENN STATE LEADERS**  
Scoring Leader: Marshall (25)  
Rebounding Leader: Travis (13)  
Assist Leader: Newbill (3)

Trailing 59-39 with 5:22 to play, the Lions reeled off 14 straight points in just over a minute and strung together an 18-1 run that sliced the lead to 60-57 with 3:08 to play, but would get no closer falling to Boston College, 73-61. Jermaine Marshall led PSU with 25 points, including 21 in the second half and 11 in the 18-1 run, and D.J. Newbill added 22 points playing 36 minutes at point guard, but the Lions couldn't overcome 10 first half turnovers and a 27-17 B.C. scoring advantage at the foul line. Freshman Brandon Taylor was saddled with foul trouble all night and posted just three points after a 16-point outing the game before. The Lions trailed 31-24 at the half and suffered through a more than 10-minute drought without a field goal as B.C. used a 23-8 run at the beginning of the second half to build a 20-point lead. The Lions shot 35 percent from the floor and 6-of-20 from three while B.C. hit 42 percent and 8-of-18 from the arc led by 22 points from Olivier Hanlan who went 15-of-19 at the foul line.

**Boston College 73 • 3-4**

#	Player	Total		3-Ptr		Rebounds			PF	TP	A	TO	Bk	Stl	Min
		FG	FGA	FG	FGA	Off	Def	Tot							
12	Anderson, Ryan	f	3-8	0-0	0-1	1	8	9	2	6	1	2	1	2	38
24	Clifford, Dennis	c	2-3	0-0	1-1	2	0	2	1	5	0	2	0	0	8
21	Hartny, Olivier	g	3-9	1-3	15-19	2	3	5	3	22	4	1	0	1	34
25	Rahon, Joe	g	4-7	3-5	3-4	0	4	4	4	14	2	4	0	0	27
33	Heckmann, Patrick	g	1-4	1-2	3-4	1	5	6	1	6	3	1	2	3	35
04	Odoj, Edin	g	1-1	0-0	1-2	0	2	2	2	11	1	0	0	0	10
05	Caudill, KC	g	0-0	0-0	0-0	0	0	0	0	1	0	0	0	0	0
15	Van Nest, Andrew	g	3-7	1-3	2-3	1	3	4	4	9	1	0	0	0	23
20	Jackson, Lonnie	g	3-6	2-5	2-2	0	1	1	4	10	1	1	0	0	23
31	Bylbin, Danny	g	0-0	0-0	0-0	0	1	1	0	0	0	0	0	0	2
Team						0	4	4							
Totals			19-45	8-18	27-36	8	30	38	22	73	13	12	3	8	200

FG % 1st Half: 9-24 37.5% 2nd half: 10-21 47.6% Game: 19-45 42.2% Deadball Rebounds  
3FG % 1st Half: 3-10 30.0% 2nd half: 3-10 30.0% Game: 8-18 44.4%  
FT % 1st Half: 10-13 76.9% 2nd half: 17-23 73.9% Game: 27-36 75.0%

**Penn State 61 • 3-3**

#	Player	Total		3-Ptr		Rebounds			PF	TP	A	TO	Bk	Stl	Min
		FG	FGA	FG	FGA	Off	Def	Tot							
10	Taylor, Brandon	f	1-2	0-0	1-2	0	2	2	5	3	0	1	0	0	23
25	Graham, Jon	f	1-2	0-0	0-0	0	3	3	4	3	0	1	0	1	24
43	Travis, Ross	f	2-9	0-3	1-2	3	10	13	1	5	0	0	1	1	38
02	Newbill, D.J.	g	6-13	2-3	8-11	0	3	5	5	22	3	6	0	1	36
11	Marshall, Jermaine	g	8-13	3-7	6-8	0	2	4	25	2	4	0	1	1	28
01	Maduegunbam, Akosa	g	0-1	0-1	0-0	0	0	0	0	0	0	0	0	0	1
05	Jack, Donovan	g	0-0	0-0	0-0	0	0	0	0	0	0	0	0	0	2
20	Colella, Nick	g	1-5	1-5	0-0	0	4	4	3	1	0	0	2	28	
21	Borovnjak, Sasa	g	4-4	0-0	0-0	0	1	1	2	0	1	0	2	21	
Team						0	1	1							
Totals			19-53	6-20	17-25	9	24	33	26	61	6	13	5	6	200

FG % 1st Half: 9-23 39.1% 2nd half: 10-30 33.3% Game: 19-53 35.8% Deadball Rebounds  
3FG % 1st Half: 3-10 30.0% 2nd half: 3-10 30.0% Game: 6-20 30.0%  
FT % 1st Half: 3-5 60.0% 2nd half: 14-20 70.0% Game: 17-25 68.0%

Officials: Mike Sanzere, Ray Perone, Larry Scrotto  
Technical fouls: Boston College-None. Penn State-None.  
Attendance: 6889  
Flagrant-1 on BC #4 at 4:52 First Half  
Flagrant-1 on PSU #20 at 0:46.6 Second Half

Score by periods	1st	2nd	Total
Boston College	31	42	73
Penn State	24	37	61

Last FG - BC 2nd-01:52, PSU 2nd-02:28.  
Largest lead - BC by 20 2nd-05:22, PSU by 2 1st-17:31.

Points	In	Off	2nd	Fast	Bench
BC	Paint	T/O	Chance	Break	
PSU	18	15	1	0	20
BC	18	15	3	6	3

Score tied - 1 time.  
Lead changed - 1 time.

**PENN STATE 58  
PENN 47**

Dec. 1, 2012 @ University Park, Pa.

**PENN STATE LEADERS**  
Scoring Leader: Marshall (18)  
Rebounding Leader: Travis (8)  
Assist Leader: Newbill (4)

Penn State shot 5-of-7 from three in the first half, paced by 11 points on 3-of-4 from the arc from freshman Brandon Taylor, to take a 31-22 halftime lead over Penn. A pair of break-away dunks from D.J. Newbill pushed the lead to 13 to open the second half and Penn State held on as Penn used an 8-2 run to close the margin to four, 43-39, with 7:22 to play. Jermaine Marshall responded with a layup and a pair of assists to Jon Graham who finished on the block to rebuild a 10-point lead. The Lions hit 7-of-9 at the line to ice the game in the closing minutes. Marshall led all scorers with 18 points, going 9-of-10 at the line, while playing 39 minutes while Newbill added 13 and four steals and Taylor 11. Penn was led by 10 points from Tony Hicks, as Graham's defense helped limit leading scorer Fran Dougherty (18.6) to seven points. The Lions held a 17-6 scoring edge at the foul line and 13-3 on second chance baskets.

**Penn 47 • 2-6**

#	Player	Total		3-Ptr		Rebounds			PF	TP	A	TO	Bk	Stl	Min
		FG	FGA	FG	FGA	Off	Def	Tot							
03	Brooks, Henry	f	2-2	0-0	0-0	0	2	2	5	4	2	2	0	0	20
12	Dougherty, Fran	f	3-9	0-5	1-2	6	8	14	2	7	1	1	2	0	36
00	Cartwright, Miles	g	2-11	0-1	0-0	1	3	4	0	4	2	3	0	0	36
04	Lewis, Jamal	g	3-4	2-2	0-0	1	1	2	1	8	1	2	0	2	23
22	Rennard, Steve	g	0-2	0-2	0-0	1	0	1	5	0	1	2	0	0	8
01	Hicks, Tony	g	4-10	1-6	1-1	0	1	2	10	3	1	0	0	0	23
43	Nelson-Henry, Darien	g	1-2	0-0	0-0	0	0	0	4	2	0	1	0	0	9
15	Crocker, Camryn	g	0-2	0-1	0-0	0	3	2	0	2	2	0	1	1	27
20	Jok, Dau	g	1-3	1-3	2-2	0	0	0	1	5	0	0	0	0	6
23	Louis, Greg	g	1-3	0-1	1-3	1	1	2	3	3	0	0	0	0	7
30	Lucas-Perry, Patrick	g	1-2	1-2	1-2	1	0	1	1	4	0	1	0	0	5
Team						5	2	7							
Totals			18-50	5-22	6-10	12	19	31	26	47	12	15	2	4	200



## PENN STATE 78 ARMY 70

Dec. 8, 2012 @ University Park, Pa.

### PENN STATE LEADERS

Scoring Leader: Newbill (19)  
Rebounding Leader: Travis (10)  
Assist Leader: Newbill (5)

Penn State shot 56 percent in the first half to build a 40-28 halftime lead and then held off an Army charge that got the Black Knights within two mid-way through the second half. The Lions posted season highs shooting 50.9% and scoring 78 points while winning the rebounding battle 41-27. Four Lions scored in double-digits led by 19 points from D.J. Newbill and 16 from Jermaine Marshall. Ross Travis posted a double-double with 14 points and 10 rebounds. Army used a press to cut a 48-38 Lion lead to 52-50 with 12:00 to play. PSU responded with a Nick Colella three and after battling back and forth mounted a 10-0 run fueled by Newbill and Brandon Taylor three and after battling back and forth mounted a 10-0 run fueled by Newbill and Brandon Taylor (14 points on the night) to build a 68-54 lead with 5:32 to play. Army, which was led by 23 points from Ella Ellis, got no closer than eight the rest of the way after shooting 38.9%.

#### Army 70 • 4-4

#	Player	Total		3-Ptr		Rebounds			PF	TP	A	TO	Bk	Stl	Min
		FG	FGA	FG	FGA	FT	FTA	Off							
13	Ellis, Ella	f	5-11	4-8	9-11	1	2	3	5	23	1	4	0	0	22
32	Toomey, Larry	f	0-4	0-2	0-0	0	1	1	1	0	1	2	0	0	20
42	Springer, Jordan	c	0-0	0-0	1-2	0	0	0	3	1	0	1	0	0	16
10	Toti, Kyle	g	5-10	3-8	0-0	1	4	5	1	13	0	0	0	0	26
11	Cox, Dylan	g	1-2	0-0	1-1	0	4	4	4	3	7	5	1	3	24
00	Lenox, Maxwell	0	0-0	0-0	0-0	0	1	1	2	0	2	0	0	1	10
04	Gramling, Matt	0	0-0	0-0	0-0	0	1	1	0	0	1	0	0	7	
21	Wilson, Kyle	4	4-11	1-3	3-5	1	2	3	2	9	1	0	0	0	23
23	Herbeck, Josh	3	3-10	2-7	0-0	0	3	3	1	8	1	1	0	2	22
31	Ferguson, Kevin	1	1-2	0-0	1-2	0	1	1	0	3	0	0	0	1	8
32	Plomb, Tanner	0	0-1	0-0	2-2	0	1	1	0	2	0	0	0	0	6
52	Stire, Andrew	2	2-3	0-0	4-6	2	0	2	1	8	1	1	0	0	16
Team						2	0	2							
Totals			21-54	10-28	18-24	7	20	27	20	70	15	25	7	7	200

FG % 1st Half: 9-24 37.5% 2nd half: 12-30 40.0% Game: 21-54 38.9% Deadball Rebounds  
3FG % 1st Half: 5-13 38.5% 2nd half: 5-15 33.3% Game: 10-28 35.7%  
FT % 1st Half: 5-7 71.4% 2nd half: 13-17 76.5% Game: 18-24 75.0%

#### Penn State 78 • 5-4

#	Player	Total		3-Ptr		Rebounds			PF	TP	A	TO	Bk	Stl	Min
		FG	FGA	FG	FGA	FT	FTA	Off							
10	Taylor, Brandon	f	5-10	2-4	2-2	1	3	4	3	14	0	1	1	0	26
21	Borovnjak, Sasa	f	2-3	0-0	0-0	2	1	3	4	4	1	0	0	0	15
43	Travis, Ross	f	5-11	1-5	3-7	1	9	10	1	14	2	3	2	1	38
02	Newbill, D.J.	g	7-15	0-2	5-7	2	4	6	2	19	5	4	0	1	35
11	Marshall, Jermaine	g	4-11	1-3	3-4	2	4	6	3	16	4	5	0	4	39
01	Maduegbunam, Akosa	0	0-0	0-0	0-0	0	0	0	0	0	0	0	0	1	1
05	Jack, Donovan	0	0-1	0-0	0-0	0	0	0	1	0	0	1	0	0	6
14	Montminy, Kevin	0	0-0	0-0	0-0	0	0	0	0	0	0	0	0	0	0+
20	Colella, Nick	3	3-5	3-5	0-0	1	3	4	3	9	1	1	0	1	27
25	Graham, Jon	1	1-2	0-0	0-0	0	3	3	4	2	0	0	0	0	13
Team						2	3	5			1				
Totals			29-57	7-19	13-20	11	30	41	21	78	13	17	3	7	200

FG % 1st Half: 18-32 56.3% 2nd half: 11-25 44.0% Game: 29-57 50.9% Deadball Rebounds  
3FG % 1st Half: 3-9 33.3% 2nd half: 4-10 40.0% Game: 7-19 36.8%  
FT % 1st Half: 1-2 50.0% 2nd half: 12-18 66.7% Game: 13-20 65.0%

Officials: Glenn Mayborg, Steve McJunkins, Tim Stewart  
Technical fouls: Army-None. Penn State-None.  
Attendance: 7247

Score by periods	1st	2nd	Total
Army	28	42	70
Penn State	40	38	78

Points	In	Off	2nd	Fast	Bench
ARMY	14	7	2	15	8
PSU	28	12	15	8	11

## PENN STATE 80 DELAWARE STATE 76

Dec. 15, 2012 @ University Park, Pa.

### PENN STATE LEADERS

Scoring Leader: Newbill (22)  
Rebounding Leader: Borovnjak (8)  
Assist Leader: Newbill & Marshall (5)

Penn State came out hot, jumped to an 18-point first half lead and then survived a gut check as Delaware sent the game to overtime and posted its first lead of the game with 3:06 left in the extra period. Jermaine Marshall and D.J. Newbill responded, Marshall hitting a big three with the Lions trailing by three with 1:07 remaining to tie the game and Newbill driving for the game winning layup with 30 seconds to play. Newbill led the Lions with a career high tying 22 points while Marshall had 15 points, seven rebounds and five assists in 42 minutes. Sasa Borovnjak had his best game of the season with 14 points and a career high tying eight rebounds. The Lions shot 59% in the first half to lead 37-29 at the break, but saw the Hornets shooting 50% in the second half and tie the game for the first time on a Tyshawn Bell three with 12 seconds to play. Casey Walker led DSU with 24 points, including five threes. Penn State shot 49% for the game and had a season high 15 assists.

#### Delaware State 76 • 5-6

#	Player	Total		3-Ptr		Rebounds			PF	TP	A	TO	Bk	Stl	Min
		FG	FGA	FG	FGA	FT	FTA	Off							
32	Oliver, Marques	f	3-3	0-0	3-3	3	5	8	5	9	0	3	2	1	41
01	Gray, Kendall	c	0-4	0-0	0-0	0	0	0	4	0	0	0	2	0	18
11	Taji, Fahj	g	2-10	1-5	5-8	0	4	4	3	10	1	1	0	3	43
13	Thomas, Albert	g	4-7	0-1	5-7	0	0	0	3	13	6	1	0	1	29
22	Walker, Casey	g	8-19	5-13	3-4	0	11	11	2	24	1	1	0	0	41
02	Joyner, Jabari	0	0-1	0-1	0-0	0	0	0	1	0	1	0	0	0	3
03	Bell, Tyshawn	5	5-11	3-7	2-2	1	3	4	4	15	0	2	1	1	24
20	Bowman Jr., Miles	0	0-1	0-0	0-0	0	0	0	0	0	0	0	0	0	1
23	Walker, Brandon	1	1-1	0-0	0-0	0	0	0	0	0	0	0	0	0	10
21	Sill, Scott	2	1-3	1-3	0-0	0	1	1	0	3	0	0	0	0	8
30	Lawson, Jordan	0	0-0	0-0	0-0	0	0	0	0	0	0	0	0	0	2
35	Doyle, Nick	0	0-0	0-0	0-0	0	0	0	1	0	0	0	0	0	2
55	Coger, Michael	0	0-0	0-0	0-0	0	0	0	0	0	0	0	0	0	2
Team						2	1	3							
Totals			24-60	10-30	18-24	6	28	34	24	76	10	8	5	6	225

FG % 1st Half: 8-26 30.8% 2nd half: 13-26 50.0% OT: 3-8 37.5% Game: 24-60 40.0% Deadball Rebounds  
3FG % 1st Half: 5-13 38.5% 2nd half: 4-13 30.8% OT: 1-4 25.0% Game: 10-30 33.3%  
FT % 1st Half: 8-10 80.0% 2nd half: 10-12 83.3% OT: 0-2 0.0% Game: 18-24 75.0%

#### Penn State 80 • 6-4

#	Player	Total		3-Ptr		Rebounds			PF	TP	A	TO	Bk	Stl	Min
		FG	FGA	FG	FGA	FT	FTA	Off							
10	Taylor, Brandon	f	2-7	1-4	2-2	0	4	4	1	7	1	2	2	1	33
21	Borovnjak, Sasa	f	3-4	0-0	8-10	2	6	8	3	14	2	0	1	0	37
43	Travis, Ross	f	2-4	0-1	2-2	0	3	3	5	6	0	1	0	0	20
02	Newbill, D.J.	g	8-13	1-2	5-6	1	4	5	4	22	5	3	0	0	34
11	Marshall, Jermaine	g	4-13	3-7	4-7	1	6	7	2	15	5	2	1	0	42
01	Maduegbunam, Akosa	1	1-2	0-1	0-2	0	2	2	1	2	1	0	0	0	4
05	Jack, Donovan	4	4-5	0-0	0-2	1	2	3	3	8	0	1	0	1	12
14	Montminy, Kevin	0	0-0	0-0	0-0	0	0	0	0	0	0	0	0	0	0+
20	Colella, Nick	1	2-5	2-3	0-0	1	2	3	2	6	1	2	0	1	35
25	Graham, Jon	0	0-0	0-0	0-0	0	2	2	0	0	0	1	0	0	8
Team						0	1	1							
Totals			26-53	7-18	21-31	6	32	38	21	80	15	11	5	2	225

FG % 1st Half: 13-22 59.1% 2nd half: 10-25 40.0% OT: 3-8 37.5% Game: 26-53 49.1% Deadball Rebounds  
3FG % 1st Half: 6-10 60.0% 2nd half: 0-7 0.0% OT: 1-1 100.0% Game: 7-18 38.9%  
FT % 1st Half: 5-8 62.5% 2nd half: 12-15 80.0% OT: 4-8 50.0% Game: 21-31 67.7%

Officials: Tim Clougherty, DJ Carstensen, Jim Schipper  
Technical fouls: Delaware State-None. Penn State-None.  
Attendance: 5751

Score by periods	1st	2nd	OT	Total
Delaware State	29	40	7	76
Penn State	37	32	11	80

Points	In	Off	2nd	Fast	Bench
DSU	26	4	9	0	20
PSU	32	12	11	5	16

Last FG - DSU OT-01:24, PSU OT-00:30.  
Largest lead - DSU by 3 OT-02:29, PSU by 18 1st-11:52.  
Score tied - 3 times.  
Lead changed - 2 times.

## PENN STATE 72 NEW HAMPSHIRE 45

Dec. 23, 2012 @ University Park, Pa.

### PENN STATE LEADERS

Scoring Leader: Marshall (15)  
Rebounding Leader: Travis & Newbill (6)  
Assist Leader: Three with (3)

Penn State capitalized on its hot shooting and UNH's offensive struggles to jump ahead early and never look back putting together runs of 10-0, 12-0 and 10-0 in the opening minutes to seize a 34-8 lead. UNH hit 1-of-11 in the opening minutes while PSU was shooting at a clip over 60 percent. The Wildcats ended the game hitting just 22.6%, the lowest for a PSU opponent in the last 15 years, while PSU hit 55 percent in the first half and 46 percent for the game. Jermaine Marshall's 15 points led four Lions in double-figures and 10 Lions that scored. He added a career high five steals as Penn State held a 23-2 lead in points of turnovers. No UNH player reached double-figures. The Lions lead 39-14 at the half and built as much as a 34-point second half lead. The 27-point margin of victory marks the largest under coach Patrick Chambers and the most since a 47-point win over Gardner-Webb in 2009.

#### New Hampshire 45 • 4-7

#	Player	Total		3-Ptr		Rebounds			PF	TP	A	TO	Bk	Stl	Min
		FG	FGA	FG	FGA	FT	FTA	Off							
14	Konan, Patrick	f	1-8	0-2	3-3	1	1	2	3	5	0	2	1	1	25
15	Nyrckic, Ferg	f	3-11	0-4	3-4	1	2	3	2	9	1	1	0	0	23
44	Pelcher, Chris	c	0-6	0-0	1-2	2	3	5	2	1	2	5	0	0	22
03	Rhoads, Chandler	g	1-5	0-2	6-6	1	4	5	3	8	2	3	0	0	30
05	Bronner, Jordan	g	2-5												

**2012-13 Penn State Men's Basketball**  
Penn State Combined Team Statistics (as of Dec 23, 2012)  
**All games**

<b>RECORD:</b>	<b>OVERALL</b>	<b>HOME</b>	<b>AWAY</b>	<b>NEUTRAL</b>
ALL GAMES	7-4	6-1	0-1	1-2
CONFERENCE	0-0	0-0	0-0	0-0
NON-CONFERENCE	7-4	6-1	0-1	1-2

##	Player	gp-gs	min	avg	Total		3-Point		F-Throw		Rebounds				pf	dq	a	to	blk	stl	pts	avg
					fg-fga	fg%	3fg-fga	3fg%	ft-fta	ft%	off	def	tot	avg								
02	Newbill, D.J.	11-11	388	35.3	58-132	.439	6-27	.222	44-70	.629	17	45	62	5.6	31	1	42	39	2	11	166	15.1
11	Marshall, Jermaine	11-11	380	34.5	53-130	.408	22-64	.344	38-52	.731	6	45	51	4.6	37	2	23	34	3	25	166	15.1
43	Travis, Ross	11-10	350	31.8	31-86	.360	2-21	.095	22-35	.629	28	54	82	7.5	30	1	5	17	3	6	86	7.8
10	Taylor, Brandon	11-7	231	21.0	29-64	.453	15-39	.385	7-9	.778	8	31	39	3.5	30	1	4	13	6	2	80	7.3
23	Frazier, Tim	4-4	130	32.5	15-42	.357	2-11	.182	33-39	.846	9	9	18	4.5	8	0	15	12	1	9	65	16.3
21	Borovnjak, Sasa	11-3	219	19.9	18-34	.529	0-1	.000	13-22	.591	16	24	40	3.6	27	1	5	7	5	2	49	4.5
20	Colella, Nick	11-1	262	23.8	13-45	.289	11-40	.275	1-1	1.000	6	15	21	1.9	25	0	8	7	0	10	38	3.5
25	Graham, Jon	11-8	195	17.7	10-29	.345	0-0	.000	7-11	.636	18	22	40	3.6	29	0	2	7	11	2	27	2.5
05	Jack, Donovan	8-0	47	5.9	7-10	.700	0-0	.000	3-5	.600	1	6	7	0.9	8	0	0	1	2	2	17	2.1
14	Montminy, Kevin	6-0	9	1.5	1-4	.250	1-3	.333	0-0	.000	1	2	3	0.5	0	0	0	0	0	0	3	0.5
01	Maduegbunam, Akosa	7-0	24	3.4	1-6	.167	0-5	.000	0-2	.000	1	2	3	0.4	1	0	1	0	0	0	2	0.3
32	Ackerman, Pat	2-0	13	6.5	1-2	.500	0-0	.000	0-0	.000	0	0	0	0.0	3	0	0	0	0	0	2	1.0
34	Wisniewski, Alan	1-0	2	2.0	0-0	.000	0-0	.000	0-0	.000	0	0	0	0.0	0	0	0	0	0	0	0	0.0
24	Cooper, Zach	1-0	0	0.0	0-0	.000	0-0	.000	0-0	.000	0	0	0	0.0	0	0	0	0	0	0	0	0.0
Team											17	16	33		1		2					
Total.....		11	2250		237-584	.406	59-211	.280	168-246	.683	128	271	399	36.3	230	6	105	139	33	69	701	63.7
Opponents.....		11	2250		223-542	.411	87-235	.370	184-250	.736	86	264	350	31.8	227	5	121	143	32	63	717	65.2

<b>TEAM STATISTICS</b>	<b>PSU</b>	<b>OPP</b>	<b>Date</b>	<b>Opponent</b>	<b>Score</b>	<b>Att.</b>
SCORING	701	717	11/9/12	SAINT FRANCIS	w 65-58	7329
Points per game	63.7	65.2	11/16/12	vs North Carolina State	L 55-72	4224
Scoring margin	-1.5	-	11/16/12	vs Providence	Wot 55-52	4224
FIELD GOALS-ATT	237-584	223-542	11/18/12	vs Akron	L 60-85	4224
Field goal pct	.406	.411	11/23/12	BUCKNELL	w 60-57	7713
3 POINT FG-ATT	59-211	87-235	11/28/12	BOSTON COLLEGE	L 61-73	6889
3-point FG pct	.280	.370	12/1/12	PENN	w 58-47	7086
3-pt FG made per game	5.4	7.9	12-5-12	at La Salle	L 57-82	4382
FREE THROWS-ATT	168-246	184-250	12/8/12	ARMY	w 78-70	7247
Free throw pct	.683	.736	12/15/12	DELAWARE STATE	Wot 80-76	5751
F-Throws made per game	15.3	16.7	12/23/12	NEW HAMPSHIRE	w 72-45	0
REBOUNDS	399	350	* - Conference game			
Rebounds per game	36.3	31.8				
Rebounding margin	+4.5	-				
ASSISTS	105	121				
Assists per game	9.5	11.0				
TURNOVERS	139	143				
Turnovers per game	12.6	13.0				
Turnover margin	+0.4	-				
Assist/turnover ratio	0.8	0.8				
STEALS	69	63				
Steals per game	6.3	5.7				
BLOCKS	33	32				
Blocks per game	3.0	2.9				
ATTENDANCE	42015	17054				
Home games-Avg/Game	7-6002	1-4382				
Neutral site-Avg/Game	-	3-4224				

<b>Score by Periods</b>	<b>1st</b>	<b>2nd</b>	<b>OT</b>	<b>Totals</b>
Penn State	323	355	23	701
Opponents	287	414	16	717