

2012-13 NITTANY LION BASKETBALL PENN STATE

GAME 20

GAME INFO

TELEVISION: ESPN2: Bob Wischusen & Dan Dakich
RADIO: Penn State Sports Network: Local (1450 AM); Steve Jones (pxp) & Dick Jerardi (analyst) Sirius/XM: 134/192
WEB: Gametracker & Audio at: GoPSUsports.com
COACHES:
 PENN STATE: Patrick Chambers – 20-31 (2nd at PSU); 62-60 (4th Overall)
 OHIO STATE: Thad Matta – 235-69 (9 at OSU); 337-100 (13th Overall)
RPI: PSU: 187; OSU: 27
NEXT UP: PSU will get four days before hitting the road to face Iowa on Thursday looking for its first road win of the season. The Hawkeyes own a 23-13 lead in the series and are 14-3 in Iowa City. The Lions won the last meeting 69-64 in the Jordan Center last February. PSU's last win in Iowa City came with a 78-73 victory in 2001, a string of nine straight losses at Iowa. The Lions have won two of the last three meetings.

2012-13 SCHEDULE

Record: 8-11 (0-7 Big Ten) Home: 7-5; Road: 0-4; N: 1-2

Date	Opponent	Time (ET)	TV/Result
NOVEMBER			
Fri. 9	SAINT FRANCIS (PA)		W, 65-58
Puerto Rico Tip-Off Tournament, Coliseo Ruben Rodriguez, Bayamon, PR			
Thur. 15	#6/6 North Carolina State		L, 55-72
Fri. 16	Providence		W, 55-52 OT
Sun. 18	Akron		L, 60-85
Fri. 23	BUCKNELL		W, 60-57
Wed. 28	BOSTON COLLEGE		L, 61-73
DECEMBER			
Sat. 1	PENNSYLVANIA		W, 58-47
Wed. 5	at La Salle (at the Palestra)		L, 57-82
Sat. 8	ARMY		W, 78-80
Sat. 15	DELAWARE STATE		W, 80-76 OT
Sun. 23	NEW HAMPSHIRE		W, 72-45
Sat. 29	DUQUESNE		W, 84-74
JANUARY			
Thur. 3	at Wisconsin		L, 51-60
Mon. 7	#5/5 INDIANA		L, 51-74
Thur. 10	NORTHWESTERN		L, 54-70
Sun. 13	at Purdue		L, 42-60
Wed. 16	#18/17 MICHIGAN STATE		L, 72-81
Sat. 19	NEBRASKA		L, 64-68
Wed. 23	at #7/8 Indiana		L, 49-72
Sat. 26	#14/15 OHIO STATE	12:00 p.m.	ESPN2
Thur. 31	at Iowa	8:00 p.m.	ESPNU
FEBRUARY			
Tue. 5	PURDUE	7:00 p.m.	BTN
Sat. 9	at Nebraska	9:00 p.m.	ESPNU
Thur. 14	IOWA	9:00 p.m.	ESPNU
Sun. 17	at Michigan	12:00 p.m.	BTN
Thur. 21	at Illinois	8:15 p.m.	BTN
Wed. 27	MICHIGAN	6:30 p.m.	BTN
MARCH			
Sa/Su2-3	at Minnesota	3 or 1/4	
Thur. 7	at Northwestern	7:00 p.m.	ESPNU
Sun. 10	WISCONSIN	12:00 p.m.	BTN
2013 Big Ten Tournament – United Center, Chicago, Ill.			
Thur. 14	First Round (ESPN2/BTN)	12, 2:30, 6:30, 9:00	
Fri. 15	Quarterfinals (ESPN, BTN)	12, 2:30, 6:30, 9:00	
Sat. 16	Semifinals (CBS)	1:40, 4:00	
Sun. 17	Championship (CBS)	3:30	

All times Eastern; BTN: Big Ten Network; Rank: #AP/ESPN/USATODAY

PENN STATE (8-11; 0-7 Big Ten) NO. 14/15 OHIO STATE (14-4; 4-2 Big Ten)

SATURDAY, JAN. 26, 2013 @ 12:00 P.M. (ET)
 BRYCE JORDAN CENTER (15,261)
 UNIVERSITY PARK, PA.



Twitter: @PennStateMBB
 @Coach_Chambers



Facebook: facebook.com/pennstatebasketball

STORYLINES:

- Lions posting 68 ppg in last two home games.
- Penn State seeks first conference win.
- Newbill & Marshall form second highest scoring tandem in Big Ten, combine for 49% of Lions points, 55% of free throws.
- D.J. Newbill only B1G player to rank in top 15 of scoring, assists and rebounding in conference.
- Lions to wear gray, fans asked to Gray Out BJC in support of the fight against cancer.

THE GAME: Penn State returns the Jordan Center on Saturday for the Coaches vs. Cancer game vs. No. 14 Ohio State. It will be a Gray Out with fans asked to wear gray. The Buckeyes will be the Lions second straight top 20 ranked foe and fifth on the year. It will be the only meeting between the teams this season. OSU owns a 31-13 lead in the series and has won the last 17 straight dating to a 64-47 PSU victory in the Jordan Center in 2004. PSU is 7-11 vs. OSU at home. OSU posted a 78-54 win in Columbus last year in the only meeting. Penn State is seeking its first conference victory of the season.

CVC BAND TOGETHER DAY: Penn State will hold the third annual Coaches vs. Cancer Band Together Day at the Jordan Center on Saturday vs. Ohio State. Penn State will donate \$3 from every single game ticket sold to the game to CVC-Penn State and fans can buy \$10 gray Band Together T-shirts at any BJC gate to support the cause. It will be a Gray Out with fans encouraged to wear gray and the Lions donning their gray uniforms. Penn State coaches will don sneakers as part of the national CVC Suits and Sneakers weekend. Area cancer survivors and their families are invited to attend the game as Penn State's guests and survivors and area cancer fighting organizations will be honored at halftime. CVC-Penn State raised nearly \$23,000 at last years Band Together day and, now in its 18th year, has raised nearly \$2 million with year-round events.

NOTES TO KNOW:

- Penn State has had an offensive resurgence at home posting 68 ppg in its last two outings, but saw its last two home opponents average 74.5 ppg.
- Penn State is averaging 66.7 ppg at home, eclipsing 70 five times, and 49.7 ppg on the road, with a high of 57, this season.
- Jermaine Marshall has led the Lions in scoring in the last two home games, posting 23.5 ppg (including a career high 29 vs. MSU) and three times in six Big Ten games.
- Jermaine Marshall (29) and D.J. Newbill (27) both posted career high point totals and accounted for 56 of PSU's 72 points in a loss to MSU while combining to shoot 60%.
- Jermaine Marshall posted his first career double-double (29 & 10) vs. MSU. He has double-figure scoring in 13 of his last 15 games and leads the team with 32 threes and 30 steals.
- D.J. Newbill is the ONLY Big Ten player to rank in the Top 15 in the B1G in scoring (6th), assists (8th) and rebounds (15th). He had his sixth 20-point game of the year (27) vs. MSU.
- PSU has posted 14 games with double-digit offensive boards, including 14+ in five of the last eight and a season high 17 vs. Indiana on Jan. 7. PSU has won the rebounding battle in 10 of the last 13 games and is 2nd in the Big Ten collecting 74.6% of all defensive rebounds.
- After opening Big Ten play with a massive free throw deficit in the first four games, Penn State has gotten to the line an average of 23.0 times in the last three games.
- Ross Travis ranks 4th in the Big Ten in rebounding with 7.1 rpg. He is posting 8.5 ppg in his last two games.
- D.J. Newbill leads Penn State with 132 free throw attempts and has gotten to the foul line at least once in 48 of 51 career games.
- Newbill (6th, 15.5 ppg) and Marshall (7th, 15.0 ppg) are one of two sets of teammates to rank in the Top 10 in scoring in the Big Ten, and the 2nd highest scoring backcourt (30.5 ppg), behind Michigan's Trey Burke (3rd, 18.0) and Tim Hardaway Jr. (5th, 16.4), 34.4 ppg.
- Newbill and Marshall account for 49% of the Lions points and steals and 55% of PSU's free throws made and attempted.
- Brandon Taylor is posting 5.0 rpg over his last 5 games, but is looking for consistency in scoring posting 11 & 9 points vs. Purdue & Nebraska and not scoring vs. MSU and Indiana.
- All-Big Ten guard Tim Frazier hit week 8 of his recovery from Achilles tendon surgery and advanced from a walking boot to a heel wedge in his shoe on Jan. 15.
- Frazier continues to be the active career assist leader in the Big Ten with 459, despite not playing since game four. Ohio State's Aaron Craft is second with 443.

PENN STATE ATHLETIC COMMUNICATIONS:

Brian Siegrist, Associate Director of Athletic Communications/Men's Basketball
E-mail: tbs1@psu.edu **Cell Phone:** 814-777-5126 **Office:** 814-865-1757
 Susan Bedsworth, Secondary Basketball contact
E-mail: sjb5001@psu.edu **Cell Phone:** 814-308-2273
Press Row: 814-863-3294 **Twitter:** @PSUSTRETCH **Website:** GoPSUsports.com



LAST TIME OUT

No. 7 INDIANA 72, PENN STATE 49 Jan. 23, 2013 • Bloomington, Ind.

Penn State fell to a Hoosier team that hit its first six three-pointers of the second half and was shooting at a 73 percent clip through the first 15 minutes of the second period to open up a 20-point margin. D.J. Newbill posted 18 points, seven rebounds and four steals while helping to force 18 IU turnovers to keep the Hoosiers from completely running away. Penn State committed 18 turnovers of its own, eight coming from Newbill in 39 minutes of action against the Hoosier press. Penn State trailed by 14, 33-19, at the half as IU shot just 37%, but saw that lead jump to 22 in the opening minute of the second half as the Hoosiers hit a pair of threes and jumped to an 8-0 run. Five Hoosiers scored in double figures led by Victor Oladipo's 19. IU went 11-of-20 from three on the game, but hit just 21-of-37 from the foul line. Penn State committed a season high 29 fouls and saw three players foul out. The Lions shot just 33% for the game and 2-of-15 from three.

STATISTICAL COMPARISON

PENN STATE		OHIO STATE	
Newbill (15.5)	SCORING LEADER	Thomas (20.5)	
Travis (7.1)	REBOUND LEADER	Thomas (6.7)	
Newbill (3.9)	ASSIST LEADER	Craft (4.7)	
61.5	SCORING OFFENSE	73.3	
67.2	SCORING DEFENSE	58.2	
-5.7	SCORING MARGIN	+15.2	
36.3	REBOUNDS PER GAME	37.4	
+3.8	REBOUND MARGIN	+4.8	
9.1	ASSISTS PER GAME	14.8	
5.4	STEALS PER GAME	7.1	
39.0	FIELD GOAL %	46.0	
42.6	FG% DEFENSE	38.0	
27.8	3PT FG%	37.0	
37.5	3PT FG% DEFENSE	31.1	
69.5	FREE THROW %	67.5	
0.7	ASSIST TO TURNOVER	1.3	
13.3	TURNOVERS	11.4	
L7	W/L STREAK	W1	

SERIES HISTORY

OVERALL:	Ohio State leads, 31-13
LAST MEETING:	1/25/12 at OSU, L, 78-54
CURRENT STREAK:	L, 17
AT PSU:	7-11
AT OSU:	4-17
NEUTRAL SITE:	2-3
CHAMBERS VS. OSU:	0-1
LAST 10 MEETINGS:	0-10


2/14/07	H	62	64	L
2/21/07	A	60	68	L
1/29/08	H	56	68	L
2/24/09	A	59	73	L
2/3/10	A	62	75	L
2/24/10	H	67	75	L
1/15/11	A	66	69	L
3/1/11	H	61	82	L
3/13/11	N	60	71	L-B10
1/25/12	A	54	78	L

SCOUTING OHIO STATE: The Buckeyes are coming off a 72-63 win over Iowa at home on Tuesday and bring a 14-4 record and 4-2 Big Ten mark into Saturday. Junior Deshaun Thomas leads the Big Ten in scoring (20.5 ppg) and OSU in rebounding (6.7 rpg) and is the only Buckeye averaging double-figure scoring in conference. He also leads the Big Ten hitting 2.7 threes per game and shoots 41.9% from the arc. Fellow junior ranks second in the Big Ten in assists (4.7) and steals (2.1) and is one of the best on-ball defenders in the nation. OSU is giving up just 58.2 ppg on the year to rank third in the Big Ten and rank second in the conference in turnover margin with a +3.1. All of their losses on the year have come to Top 25 ranked opponents including Duke, Kansas, Illinois and Michigan State. They downed No. 2 Michigan at home.

PENN STATE PLAYERS


Website: GoPSUsports.com; Roster Size: 16; Letterman Returning/Lost: 9/4; Starters Returning/Lost: 3/2
PROBABLE STARTERS:

2 D.J. Newbill G
So. ■ 6-4 ■ 205 ■ Philadelphia, Pa.
PTS REB AST MIN
15.5 6.0 3.9 35.8




NOTES: Career high 27 pts vs. MSU...Double-digit scorer in 16 of 19 games on year, six 20-point games...7 career double-doubles...Leads team with 132 free throw atts...leads team in scoring & assists, 2nd leading rebounder...6th in B1G in scoring/8th in assists...Took over point with loss of Frazier...Sat out 2011-12 after transfer from Southern Miss...Conference USA All-Freshman Team...started all 32 games at USM.

11 Jermaine Marshall G
Jr. ■ 6-4 ■ 205 ■ Etters, Pa.
PTS REB AST MIN
15.0 4.6 2.2 34.2




NOTES: Career high 29 pts & 10 rebs vs. MSU...Led team in scoring 8 times on year...7th in B1G in scoring...25 vs. B.C...Leads team with 32 threes & 30 steals...7th in B1G in steals (1.6)...Spells Newbill at point guard...6 career 20-point games, 36 double-digit scoring games, 16 this year...2nd leading scorer last year (10.8)...691 career points & 75 career threes...Good finisher in lane...long arms...plays at deceptive pace

43 Ross Travis F
So. ■ 6-6 ■ 225 ■ Chaska, Minn.
PTS REB AST MIN
7.1 7.1 0.4 31.1




NOTES: 14 pts vs. Indiana (1/7)...two double-doubles, 5 double-digit scoring & 4 double-digit rebounding games on year...4th in B1G in Rebounding (7.1)...11 rebs at Wisconsin...Career high 13 rebs vs. B.C...10 rebs & 11 pts vs. Akron for 1st career double-double...career-high 15 points vs. Michigan in last '11-12 regular season game...Called a "junkyard dog" by Coach Chambers...Earned team's "Scrappiest Player" award...high motor.

10 Brandon Taylor F
Fr. ■ 6-7 ■ 235 ■ Tabernacle, N.J.
PTS REB AST MIN
6.4 3.8 0.1 22.5



NOTES: Double-digit points in 6 games...Led team with 11 pts at Purdue...8 points & 2 threes at WISC...14 points vs. Army...2nd on team with 24 threes...Leads team in 3-point percentage (33.8%)...First career start vs. Bucknell, scored career-best 16 points (4-of-8 from three)...Starter since Frazier's injury...2012 Times of Trenton Player-of-the-Year...Big Ten body...Confident player...trimmed 30 pounds from his frame in the preseason.


21 Sasa Borovnjak F
Sr. ■ 6-9 ■ 240 ■ Belgrade, Serbia
PTS REB AST MIN
5.5 3.4 0.1 21.4



NOTES: Career high 4 steals at Purdue...10.2 ppg over final 5 non-con games...Three straight double-digit scoring games to end non-con (best of career)...season high 14 vs. DUQ & Delaware St...5 career double-figure scoring games...leads team shooting 50.0% on year...Missed 2010-11 season with a torn ACL (right knee)...benches over 300 pounds...Academic All-Big Ten honoree...declared this his final collegiate season.


OFF THE BENCH

20 Nick Colella G
Sr. ■ 6-3 ■ 195 ■ New Castle, Pa.
PTS REB AST MIN
3.6 2.4 0.8 23.8




NOTES: Starter at IU...20 threes, 3rd on team...career high 15 points vs. Duquesne (5-of-7 from three)...Leads team in charges taken (13) & dives...Granted scholarship for final season...Started 6-straight Big Ten games last year...former walk-on, played 2 years at Penn State-Behrend...joined team through open tryouts...former Lady Lion practice player...left handed.

25 Jon Graham F
So. ■ 6-8 ■ 225 ■ Baltimore, Md.
PTS REB AST MIN
2.4 3.0 0.1 15.3




NOTES: Strong defensive and rebounding presence...leading shot blocker (18)...Equaled a career best with 10 rebs vs. NC State...25 straight starts prior to 12/8...16 pts & 7 rebs in exhibition game...Named team's "Most Improved Player" 2011-12...Cut weight from 240 to 225 and added four inches to his vertical prior to 2012-13...leads team with 24 rebs on 185-pound bench.

5 Donovan Jack F
Fr. ■ 6-9 ■ 205 ■ Reading, Pa.
PTS REB AST MIN
1.8 1.1 0.0 6.5




NOTES: 1st career three vs. Indiana...8 pts, 3 rebs vs. Delaware State...played in 14 games...One of the best leapers & shot blockers on team...three-time Pennsylvania All-State (twice first team)...two-time Berks County Player-of-the-Year...1,725 points, 10th most in Berks County history and most in city of Reading...left handed...standout volleyball player.

14 Kevin Montminy G
So. ■ 6-3 ■ 185 ■ Centre Hall, Pa.
PTS REB AST MIN
0.9 0.4 0.0 2.9




NOTES: Played in 11 of the last 12 games, scoring in 5 of last 9...3-pointer before halftime buzzer vs. Neb...3 points in career high 12 minutes vs. Northwestern...Walk-on from nearby Penns Valley HS (20 minutes from BJC)...School's all-time leading scorer (1,498)...good shooter...4.0 GPA in fall...Dean's List honors in Smeal College of Business...High school valedictorian with 4.0.

1 Akosa Maduegbunam G
Fr. ■ 6-3 ■ 200 ■ Boston, Mass.
PTS REB AST MIN
0.5 0.6 0.1 4.1



NOTES: Career high 18 minutes at Purdue...Scored first career points vs. Delaware State...played in 11 games...NEPSAC AAA All-League HM...Averaged 22.3 ppg, 8.0 rpg in leading Charleston HS to Boston City League title as a junior...MVP of the City League Tournament...two-time All-City selection...owns a team-best 35-inch vertical.

32 Pat Ackerman F
So. ■ 6-11 ■ 220 ■ Rutland, Mass.
PTS REB AST MIN
0.9 0.1 0.1 5.9



NOTES: 8 min. vs. MSU...1st action since November vs. Indiana (1/7)...played in 5 of last 6 games...4 points in Big Ten play...Scored first career points vs. Bucknell (11/23)...played in 11 games in 2011-12...Father, Tom, is former head coach at Mansfield University (Pa.), and Assumption College (Mass)...tallest Lion player...mobile...good face-up shooter.

#	PLAYER	P	CL	HT	PPG	RPG	NOTES
24	Zach Cooper	G	Jr.	6-1			walk-on, Associate degree from Gulf Coast State CC
34	Alan Wisniewski	F	Jr.	6-9	0.0	0.0	Played in 7 career games...Walk-on, joined the team in October of 2010
35	Kevin Onyeaka	F	Jr.	6-5	0.0	0.0	Played at Purdue...joined team during open walk-on tryouts in late October '12

23 Tim Frazier G
Sr. ■ 6-1 ■ 170 ■ Houston, Texas
PTS REB AST MIN
16.3 4.5 3.75 32.5
CAREER 1,035 372 459 (6th) 143 (6th steals)



NOTES: Injured in Akron game (11/18)...20th 20-point vs. NC State...Wooden and Naismith Candidate...preseason All-Big Ten...2012 First-team All-Big Ten...Only Div. 1 player to average at least 17 ppg & 6 apg last year...Led nation accounting for 58% of team's offense...Led Big Ten in assists (14th in NCAA) & steals & 2nd in scoring last year...Set PSU season assist record (198)..



LAST TIME vs. Ohio State; In Columbus Jan. 25, 2012, L, 78-54

Penn State missed its first seven shots from the floor and started 1-of-13 from the field and 0-4 from the line in Columbus as the No. 3-ranked Buckeyes jumped to an early double-digit lead and were never threatened. The Lions shot 31% in the game and saw OSU shoot 50% from the floor and 24-of-34 at the foul line to cruise to a 78-54 victory. Tim Frazier led the Lions with 16 points and four assists, but was held to 6-of-17 shooting. Jermaine Marshall added 14 points and six boards. The Lions shot just 22% in the first half while the Buckeyes took a 38-18 half-time lead. Jared Sullinger logged 20 points and 13 rebounds despite sitting for the final seven minutes. Ohio State won the rebounding battle 43-35 and the Lions were called for 26 fouls.

Player	FG	3-PT	FT	Reb	Ass	St	Blk	Min
21 Graham, Jon	1-2	0-0	0-0	2	1	0	0	8
05 Glover, Matt	0-2	0-0	2-4	2	1	3	2	19
11 Marshall, Jermaine	5-16	1-6	3-6	15	4	1	3	37
23 Frazier, Tim	6-17	1-2	3-4	11	4	1	1	39
24 Woodard, Cammeron	4-11	2-6	0-0	3	0	2	1	27
30 Collins, Nick	2-3	1-2	0-0	0	1	2	0	20
21 Borovnik, Sasa	0-2	0-0	0-0	1	4	0	0	25
20 Ackerman, Pat	0-1	0-0	0-0	0	1	2	0	5
43 Travis, Ross	2-10	0-0	1-2	3	5	8	3	20
Team	20-64	5-16	9-16	13	22	26	54	70

FG % 1st half	7.32	21.9%	2nd half	13.32	40.6%	Game	20-64	31.3%
3PT % 1st half	2.10	20.0%	2nd half	3.38	50.0%	Game	5-16	31.3%
FT % 1st half	2.5	53.3%	2nd half	7-10	70.0%	Game	9-16	56.3%

Player	FG	3-PT	FT	Reb	Ass	St	Blk	Min
00 Sullinger, Jared	7-11	0-1	6-7	3	10	13	2	27
01 Thomas, DeShawn	4-11	0-1	1-2	3	4	7	0	25
04 Craft, Aaron	4-4	1-1	2-5	0	1	1	3	22
32 Smith, Lonzell	0-2	0-0	0-0	0	0	1	0	17
44 Buford, William	3-7	3-6	6-6	0	9	4	15	32
02 Sibert, Jordan	0-2	0-1	0-0	0	2	1	0	9
09 Scott, Shannon	1-4	0-0	0-1	0	2	0	0	19
16 Ross, LaQuinton	0-2	0-1	1-2	0	1	0	0	5
18 Thompson, Adam	2-3	0-0	0-2	0	1	0	0	17
15 Weatherington, J.D.	2-2	0-0	4-5	0	1	0	0	10
23 Williams, Amir	1-1	0-0	0-0	1	3	4	1	8
30 Ravenel, Evan	1-1	0-0	2-2	0	0	2	0	9
05 McDonald, Trey	0-0	0-0	0-0	0	0	0	0	1
Team	25-50	4-11	24-34	8	35	43	78	16

FG % 1st half	15.38	50.0%	2nd half	15.38	50.0%	Game	25-50	50.0%
3PT % 1st half	3.5	60.0%	2nd half	1.6	16.7%	Game	4-11	36.4%
FT % 1st half	9-11	81.8%	2nd half	15-23	65.2%	Game	24-34	70.6%

Player	1st	2nd	Total
Penn State	18	35	54
Ohio State	38	45	83

Officials: Mike Schaefer, Tom Ecker, Bill Edwards
 Technical fouls: Penn State-TEAM; Ohio State-None.
 Attendance: 1607

OUTLET PASSES (PLAYERS)

- **JERMAINE MARSHALL** posted a career high 29 points & 10 rebounds vs. Michigan State. He has led the Lions in scoring in eight games on the year. He has 36 career double-digit scoring games and 6 20-point games.
- **JERMAINE MARSHALL** greatly improved his defense last year and finished second on the team with 32 steals. He leads the team this season with 30, including a career high five vs. New Hampshire.
- **D.J. NEWBILL** posted his first double-double at Penn State with a career high 23 points and 12 rebounds vs. Duquesne. He has scored in double-digits in 16 of 19 games on the year, including a career high 27 vs. MSU. His six 20-point games on the year rank third in the Big Ten and his seven career double-doubles (six at Southern Miss.) are tied for fourth-most among active Big Ten players.
- **D.J. NEWBILL** trimmed his weight from 225 to 205 in the off-season following his red-shirt campaign after transferring from Southern Mississippi. He missed nearly two months of practice early last season after injuring his left shoulder.
- **ROSS TRAVIS** has led the team in rebounding in 11 games. He is fourth in the Big Ten posting 7.1 rpg. He led the Lions in rebounding eight times last year.
- **ROSS TRAVIS** posted a career-best 13 rebounds vs. Bucknell, 11 at Wisconsin and led Penn State with 10 in a loss to Akron in the Puerto Rico Tip-Off, adding 11 points for his first career double-double. He has four double-digit rebounding games and two double-doubles on the year.
- **JON GRAHAM** tied a career high with three blocks vs. Penn and leads the team with 18 on the season. He blocked a total of 19 shots last year to lead the team.
- **JON GRAHAM** trimmed his weight from 240 to 225 pounds for his sophomore season and added four inches to his vertical. He maintains a team-best 24 reps on the 185-pound bench press, four better than the 2012 NBA combine best.
- Former walk-on **NICK COLELLA** was granted a scholarship for his senior campaign. He posted a career-best 15 points on 5-of-7 from three vs. Duquesne. He went 11-of-20 from three in the last four non-con games. He was placed on scholarship for the second semester of last season and started six-straight games in the Big Ten.
- Freshman **BRANDON TAYLOR** arrived on campus weighing more than 260 pounds, in part due to a plantar fasciitis that kept him inactive for much of the summer. He sculpted his body in the late summer and pre-season and trimmed his weight by 30 pounds entering the season.
- **BRANDON TAYLOR** posted 16 points in his first career start vs. Bucknell. He has posted double-digit scoring in six games since taking on a larger role in the absence of Frazier. The 6-7 Taylor leads PSU shooting 33.8% (24-71) from three, making at least one in 12 of 16 games since Tim Frazier's injury. His 24 threes are second only to Jermaine Marshall's 32.
- Freshman **DONOVON JACK** had the best game of his young career posting eight points and three rebounds vs. Delaware State, while shooting 4-of-5 from the floor. He made his first career three vs. Indiana (1/7).

OUTLET PASSES (TEAM)

■ Penn State went 6-2 in the eight non-con games after losing do-everything guard Tim Frazier to a season-ending Achilles injury. The Lions 8-4 record in the non-con season equaled their win total from last year (8-5), despite losing Frazier early in the fourth game of the year.

■ Following completion of the fall semester, two Nittany Lions (Kevin Montminy & Tim Frazier) earned Dean's List honors with a 3.5 GPA or higher and seven Lions posted a 3.0 GPA or higher. Montminy posted a 4.0 GPA.

■ Coach Patrick Chambers named senior Nick Colella and junior Jermaine Marshall to join D.J. Newbill as team captains prior to the Lions' first Big Ten game of the season.

■ Penn State shot a season best 40% (8-20) from three vs. Duquesne and made a season high eight threes. The Lions have shot less than 40% from the arc in 18 games and less than 30% in nine.

■ Penn State is 4-1 in games decided by seven points or less on the year, including two overtime wins, losing for the first time 68-64 to Nebraska in the BJC. The Lions went 4-7 in 11 games decided by seven points or less last year, having just one home loss come by more than six points.

■ Penn State has allowed 11 opponents to eclipse 70 points on the year, winning three of those games, and having eight losses on the year come to opponents scoring 70+. Penn State is 4-21 under Patrick Chambers when opponents break 70 points.

■ Five of Penn State's eight primary contributors (following the loss of Tim Frazier) are freshmen or sophomores, including three of the top four scorers and rebounders.

■ Penn State has fielded one of the nation's youngest squads the last two years. This year, two sophomores and a freshman are in the starting line-up accounting for 45 of 70 starts on the year. Last year eight of 10 primary contributors were in their first or second season of Division I play.

WHAT A COMBO! Junior Jermaine Marshall posted career highs of 29 points and 10 rebounds and sophomore D.J. Newbill had a career high 27 points and added six assists as Penn State's starting guard accounted for 56 of the Lions' 72 points in an 81-72 loss to No. 18 Michigan State (1/16). The tandem combined to shoot 18-30 (60%) from the floor and 17-of-23 (74%) at the foul line. Marshall hit three treys and tied a career high with 10 field goals while Newbill go to the foul line 15 times and made 11. They both exploded in the second half with Marshall collecting 22 of his points and Newbill 18 of his in the second 20 minutes, accounting for 40 of the Lions 47 points in the highest scoring PSU half in coach Patrick Chambers two seasons. They accounted for 18 straight points at one point and 30 of the final 32 for the the Lions as PSU sliced a 16-point MSU lead to five with 2:06 to play. **Their combined 56 points were the most by two Lions in a game since Geary Claxton (31) and Janelle Cornley (25) combined for 56 in a 129-111 victory over VMI in 2006. It marked the second time this season they both scored 20 points in a game.**

■ Marshall and Newbill have combined to record 31 of the Lions 49 double-digit scoring games this season, with 18 coming from the other players on the roster.

■ Marshall and Newbill account for 49% of the Lions points and steals and 55% of the team's free throws and free throw attempts.



STANDINGS (Jan. 25)

Team	BIG TEN			OVERALL		
	W-L	%	W-L	%	%	
1. Michigan State	6-1	.857	17-3	.850		
2. Michigan	5-1	.833	18-1	.947		
4. Ohio State	4-2	.667	14-4	.778		
Wisconsin	4-2	.667	13-6	.684		
6. Minnesota	3-3	.500	15-4	.789		
Purdue	3-3	.500	10-9	.526		
8. Northwestern	3-4	.429	12-8	.606		
9. Illinois	2-4	.333	15-5	.750		
Iowa	2-4	.333	13-6	.684		
11. Nebraska	1-6	.143	10-10	.500		
12. Penn State	0-7	.000	8-11	.421		

BIG TEN SCHEDULE:

- Saturday, Jan. 26, 2013**
 Ohio State @ Penn State • ESPN2 • noon ET
 Minnesota @ Wisconsin • BTN • 1:00 p.m. ET
 Northwestern @ Nebraska • ESPNU • 2:00 p.m. ET
- Sunday, Jan. 27, 2013**
 Michigan State @ Indiana • CBS Sports • 12:00 p.m. ET
 Iowa @ Purdue • BTN • 3:30 p.m. ET
 Michigan @ Illinois • BTN • 5:00 p.m. ET

PENN STATE IN THE BIG TEN

- FIRST YEAR:** 1992-93 Season
- REGULAR SEASON RECORD:** 107-239 (21st Season)
- TOURNAMENT RECORD:** 9-15
- ROAD RECORD:** 31-141
- HOME RECORD:** 76-98
- MOST WINS; SEASON:** 12-6 (1996), 10-8 (2009), 9-9 (2011), 9-9 (1995), 8-8 (1998), 7-9 (2001), 7-11 (2008), 6-10 (2006)
- BEST SEASON:** 12-6 record, 2nd, 1995-96 season.
- .500+ SEASONS:** 5, the last coming in 2010-11
- LAST YEAR:** 4-14 (T11th)
- BEST START:** 4-0 in 1995-96 season.
- LONGEST WIN STREAK:** 4, twice, 1996 & 2009
- LONGEST HOME WIN STREAK:** 9 (one season), 1996, 12 (two seasons) 1995 & 1996
- MOST ROAD WINS IN A SEASON:** 3, 7 times, last 2011
- LONGEST ROAD WIN STREAK:** 2, 3 times, last 2010

72 VS. MSU ENDS BIG TEN SCORING DROUGHT:

Penn State's 47 points against Michigan State in the second half marked a high for a half in two seasons under Coach Chambers. The Lions eclipsed 70 points for the fifth time on the season and fifth in a stretch of seven home game. The 72 points and 48% shooting marked a PSU high in Big Ten play on the year. MSU entered the game ranked second in the Big Ten in scoring defense (57.7 ppg) and defensive shooting percentage (37.6%) and had allowed just one opponent to reach 70, a 74-70 win over Boise State. PSU posted 78.5 ppg in its final four non-conference games, but failed to eclipse 54 points in its first four Big Ten games, posting 49.5 ppg over that stretch. The Lions had logged three straight games with season lows in shooting (31.7% vs. Indiana, 31.6% vs. Northwestern in the Jordan Center and 25.9% (the lowest mark under Patrick Chambers) at Purdue) prior to the MSU game. The Lions 42 points in the loss at Purdue marked the fewest scored in two seasons under head coach Patrick Chambers.



THE PENN STATE BASKETBALL SHOW



"The Penn State Basketball Show presented by Pepsi," Coach Patrick Chambers' weekly call-in radio show, will be broadcast live from Damon's Grill in State College again this season.

Hosted by Steve Jones, the show will air live from the clubhouse at Damon's (1031 E. College Ave.) Thursday nights from 6:05 to 7:00 p.m. Fans are encouraged to ask questions of the coach live and in-person or by calling 1-800-52LIONS (525-4667). Questions will also be taken via twitter at @PennStateMBB. The show can be heard on more than 40 radio stations on the Penn State Sports Network and on-line at GoPSUsports.com.

PENN STATE BASKETBALL: IN THE PAINT



"Penn State Basketball: In The Paint presented by Pepsi" is a fast-paced 30-minute program that takes fans inside Penn State basketball with exclusive interviews and access, features and game highlights. Produced by Penn State Public Broadcasting it will air eight episodes throughout the season, which will be televised on WPSU-TV, across the Commonwealth and markets in the Mid-Atlantic. Check local listings for airtimes.

Local Airtimes:
WPSU-TV, Ch. 3 (State College/Central Pa.):
o Sundays at 12:00 p.m. & 11:30 p.m.;
WTAJ-TV, Ch. 10 (State College, Altoona, Johnstown):
o Sundays at 11:35 p.m.

EPISODE DEBUTS:
Jan. 11, 18 & 25; Feb. 1 & 15; March 1 & 15

TIM FRAZIER INJURY: WHAT'S MISSING

■ **TIM FRAZIER** was named to the preseason All-Big Ten team by conference media voters. Frazier was named a first-team All-Big Ten selection last year after leading the Big Ten in assists (6.2) and finishing second in scoring (18.8) and steals (2.4).

■ stands 6th on the Penn State career assist charts with 459 after posting a record 198 last year and is 151 assists shy of breaking the all-time career record of 600 set by Freddie Barnes in 1992.

■ scored 208 field goals and had 198 assists to lead the nation being involved in 58.4% of Penn State's field goals last year. Only two other players in Division I were involved in 50% or more of their teams scoring.

■ was the ONLY player in NCAA Division I to post at least 17 points and 6 rebounds a game last year.

■ had led Penn State in scoring in 28 of the last 35 games, including 15 of 19 games vs. Big Ten opponents, and scored 20 or more points in 9 of his last 13 games before his injury. Was averaging 21.7 ppg through the first three games of the season.

MEDIA INFORMATION

Penn State will hold in-person press conferences with head coach **Patrick Chambers at 2:15 p.m. on Mondays** (with some exceptions) and **phone only teleconferences at 11:00 a.m. on Fridays** throughout the year. **Penn State players** will be available immediately following most Monday press conferences for 15-20 minutes prior to practice and at selected times throughout the week. Coach Chambers will also be available **Monday mornings at 10:40 a.m. (ET) via the BIG TEN TELECONFERENCE.**

PRESS SCHEDULE

Mon. Jan. 28	2:15 p.m. BJC Green Room
Mon. Feb. 4	2:15 p.m. BJC Green Room
Tue. Feb. 12	2:15 p.m. BJC Green Room
Tues. Feb. 19	2:15 p.m. BJC Green Room
Mon. Feb. 25	2:15 p.m. BJC Green Room
Tues. March 5	2:15 p.m. BJC Green Room
Tues. March 12	2:15 p.m. BJC Green Room

TELECONFERENCE FRIDAY'S AT 11:00 A.M.

CALL IN #: 1-866-493-5099

Fri. Jan. 25	11:00 a.m.
Fri. Feb. 8	11:00 a.m.
Fri. Feb. 15	11:00 a.m.
Fri. March 1	11:00 a.m.
Fri. March 8	11:00 a.m.

BIG TEN COACHES TELECONFERENCES

WEEKLY: Monday's 10 a.m. - 11:50 a.m ET
Coach Chambers @ 10:40 a.m. (ET)

Call In#: 1-800-762-8779.

Weekly passcode e-mailed each Sunday.

Available for play-back for 24 hours following call.

To access the play-back:

dia: 1-800-406-7325; PASSCODE: 121473#

BUILDING A TWITTER FOLLOWING: Coach Patrick Chambers twitter account (@Coach_Chamb) eclipsed 10K followers in early January. Chambers was ranked among the Top 25 most followed Division I basketball coaches, and fourth among Big Ten coaches, in a preseason survey by the basketball blog runthefloor.com. He has gained more than 1,000 followers since that survey.

GREAT GUARDS: Penn State's high scoring guard trio will all return for the 2013-14 season. With Jermaine Marshall and D.J. Newbill on pace to finish the 2012-13 campaign with nearly 800 career points each, they could give the Lions three 1,000-point scorers on the floor during the 2014 Big Ten season.

	Career Pts	20+ games	Double-digit	CH
Frazier	1,035	20	43	30
Marshall	691	6	36	29
Newbill	587	7	29	27
TOTALS	2,313	33	108	

A NEW MARSHALL IN TOWN: Junior Jermaine Marshall has emerged as not only one of Penn State's main weapons, ranking 7th in the Big Ten scoring 15.0 ppg, but a primary ball handler, sharing duties at the point with D.J. Newbill, and a generator of turnovers, leading the team with 30 steals (7th in the Big Ten, 1.6 spg). He posted his **FIRST CAREER DOUBLE-DOUBLE** with career highs of 29 points and 10 rebounds vs. Michigan State (1/16) and his combined point and rebound total (39) were the most by a Nittany Lion since Talor Battle posted 28 points and 13 rebounds (41) in a 69-61 win over Michigan in 2008. He has two 20-point games on the year. He led Penn State in scoring in four straight games immediately following the injury to Tim Frazier and has led the team in points EIGHT times on the year. He logged a career high five assists vs. two turnovers in the win over Delaware State for his best floor game of the year and followed that with a career high five steals in the win over New Hampshire. Marshall is the Lions' leading active career scorer (discounting the injured Tim Frazier) with 691 points and three-point shooter with 81 career threes.

NEWBILL ON POINT: D.J. Newbill, a natural off-guard, has taken over point guard duties since the injury to Tim Frazier in the fourth game of the season. He is logging big minutes at the position playing 35.8 per game to rank second in the Big Ten. He is the only Big Ten player to rank in the Top 15 of the conference statistics in scoring (6th, 15.5), assists (8th, 3.9) and rebounding (15th, 6.0). Working through growing pains at the position, he posted 10-straight double-digit scoring games after taking over, a streak snapped vs. Indiana, and has posted double-digit points in 16 of 19 games with

six 20-point outings, including a career high 27 vs. Michigan State (1/16). He has led the Lions in scoring SIX times since Frazier's injury, posting career highs on four occasions including a 23-point, 12-rebound effort vs. Duquesne for his first double-double at Penn State and seventh career. His six 20-point outings on the year are third most in the Big Ten.

BOROVNJAK BREAKING OUT IN FINAL CAMPAIGN:

Senior Sasa Borovnjak, who is in his fourth year in the program but redshirted the 2010-11 campaign due to a knee injury suffered prior to the season and is eligible for a fifth season of eligibility, has made the decision to make this his final season of collegiate competition and plans to graduate in May. Since discussing the decision with coach Patrick Chambers, he has played the best basketball of his career and started nine straight games. He posted three-straight double-digit scoring games in the final three non-conference outings culminating with 14, one shy of a career high, vs. Duquesne on 7-of-9 shooting. He tied a career high with eight rebounds for the second time in three games vs. Delaware State and added 14 points on a career best 8-of-10 from the foul line for the best statistical game of his career. He followed with 11 points and four boards vs. New Hampshire for the first back-to-back double-digit scoring games of his career. After averaging 1.7 ppg and 2.4 rpg in his first seven games, he has raised his averages to 5.5 ppg and 3.4 rpg.

TRAVIS GETS AGGRESSIVE:

Ross Travis has staked a claim as one of the top rebounders in the Big Ten posting four double-digit rebounding games on the season, including 11 in the Big Ten opener at Wisconsin, to rank FOURTH in the Big Ten posting 7.1 rpg. Having worked hard on his jump shot in the off-season, he has also asserted himself offensively posting back-to-back double-digit scoring outings for the first time in his career (12 at La Salle and 14 vs. Army) and has five double-digit scoring games on the year (he had five all of last season). He led Penn State in scoring for the first time on his career with 14 points vs. Indiana while taking a career high 17 field goal attempts. Travis scored eight of the Lions first 14 points at La Salle and seven of Penn State's first nine vs. Army and shot 11-of-22 (50%) combined in the games. He logged his second career double-double with 14 points and 10 boards vs. Army.

LOOKING AHEAD

Sat., Jan. 19	Mon., Jan. 21	Wed., Jan. 23	Thur., Jan. 24	Fri., Jan. 25	Sat., Jan. 26	Mon., Jan. 28
vs. Nebraska Bryce Jordan Center 1:00 p.m. BTN	Patrick Chambers' Press Conference 2:15 BJC	@ Indiana Bloomington, Ind. 7:00 p.m. BTN	Penn State Basketball Show Live from Damon's Grill 6:05-7:00 p.m.	Patrick Chambers' Teleconference 11:00 a.m.	vs. Ohio State Bryce Jordan Center Noon ESPN2 Coaches vs. Cancer Band Together Day	Patrick Chambers' Press Conference 2:15 p.m.



SEASON HONORS

- D.J. Newbill**
 • No. 4 Play of the Day on ESPN's Sportscenter (1/3)
- Tim Frazier**
 • Preseason All-Big Ten Team
 • Wooden Award Preseason Top 50
 • Naismith Award Preseason watch list
 • No. 15 ranked point guard in nation, cbsports.com
 • No. 54 among Top 100 players, cbsports.com
 • 1 of 30 candidates for Senior CLASS Award

DOUBLE-FIGURES

SCORING	CAREER	SEASON
Tim Frazier	43	3
Jermaine Marshall	36	15
D.J. Newbill	29	16
Ross Travis	10	5
Brandon Taylor	6	6
Sasa Borovnjak	5	3
Nick Colella	3	1
Jon Graham	2	-

REBOUNDING	CAREER	SEASON
D.J. Newbill	7	1
Ross Travis	4	4
Tim Frazier	3	-
Jon Graham	2	1
Jermaine Marshall	1	1

ROAD RECORD:

ON THE YEAR: 0-3 (0-2 Big Ten)
2011-12: 1-11 (0-9 Big Ten)
Previous 2 Years: 4-19 (3-15 Big Ten)
Big Ten Road Games: 31-139 overall
Most Big Ten Road Games Won In A Season: 3 (seven occasions, last in 2011). The Lions reached the post-season in all but one of those seasons (1999).

CAREER & SEASON HIGHS

	CAREER	SEASON
SCORING		
Frazier	30 (@ NEB, '12)	23 (SFU)
Marshall	29 (MSU, '13)	29 (MSU)
Newbill	27 (MSU, '13)	27 (MSU)
Taylor	16 (BUCK '12)	16 (BUCK)
Borovnjak	15 (MISS, '12)	14 (DEL ST)
Travis	15 (MICH, '12)	14 (2X, IU)
Colella	15 (DUQ, '12)	15 (DUQ)
Graham	10 (2X NW, '12)	5 (@ IU)
Jack	8 (DEL ST, '12)	8 (DEL ST)
Maduegbunam 2	2 (2X @PUR '13)	2 (2X, @PUR)
Ackerman	2 (BUCK '12)	2 (3X, @PUR)
Montminy	3 (3X NEB, '13)	3 (3X, NEB)

	CAREER	SEASON
REBOUNDING		
Newbill	16 (UTEP, '11)	12 (DUQ)
Travis	13 (BC, '12)	13 (BC)
Frazier	11 (2X COR, '11)	9 (PROV)
Graham	10 (2X NCST '12)	10 (NCST)
Marshall	10 (MSU, '13)	10 (MSU)
Borovnjak	8 (2X DEL ST, '12)	8 (2X DEL ST)
Taylor	6 (2X @PUR '13)	6 (2X @PUR)
Colella	6 (NEB, '13)	6 (NEB)
Jack	4 (DUQ, '12)	4 (DUQ)
Montminy	2 (2X, NW '13)	2 (2X, NW)
Maduegbunam	2 (DUQ '12)	2 (DUQ)
Ackerman	3 (BC '12)	1 (IU)

	CAREER	SEASON
ASSISTS		
Frazier	11 (YSU, '11)	7 (PROV)
Newbill	7 (BUCK '12)	7 (BUCK)
Marshall	5 (DEL ST, '12)	5 (DEL ST)
Colella	3 (2X UNH, '12)	3 (2X IU)
Travis	3 (LAF, '11)	2 (2X UNH)
Borovnjak	2 (4X NEB, '12)	2 (2X NEB)
Graham	1 (9X)	1 (4X @ IU)
Taylor	1 (3X UNH, '12)	1 (4X IU)
Maduegbunam	1 (DEL ST, '12)	1 (DEL ST)
Ackermans	1 (MSU, '13)	1 (MSU)

QUICK FACTS

UNIVERSITY

Name: The Pennsylvania State University
Location: University Park, Pa. 16802
Founded: 1855
Enrollment: 43,831 (38,205 undergraduate)
Nickname: Nittany Lions
Colors: Blue & White
Conference: Big Ten Conference
Division: NCAA Division I
Home Court: Bryce Jordan Center (15,261)
President: Dr. Rodney Erickson
Acting Athletic Director: Dr. Dave Joyner
Ticket Office Phone: 1-800-NITTANY

BASKETBALL HISTORY

First Year of Basketball: 1897
All-time MBB Record: 1,369-1,077 (117th Season)
Record in Jordan Center: 172-106 (18th Season)
NCAA Tourn. Years (Record)/Last: 9 (9-11), 2011
NIT Years Record)/Last: 10 (22-9), 2009 NIT Champions
Big Ten Record: 117-248 (21st Season)

2011-12 REVIEW

2011-12: 12-20 (H: 10-7; A: 1-11; N: 1-2)
2012 Big Ten Finish: T11th (4-14)
2012 Big Ten Tournament: 0-1, L, 75-58 vs (5) Indiana

Scoring (B1G/NCAA): 61.8 (11th, 288th)
Field Goal Percentage: 39.3 (12th, 325th)
Three-Point Percentage: 31.1 (11th, 262nd)
Free Throw Percentage: 68.6 (11th, 194th)
Scoring Defense: 65.8 (8th, 127th)
Field Goal Percentage Defense: 43.4 (8th, 181st)
Rebounding: 33.9 (6th, NA);
Turnovers: 12.2 (NA, 62nd);
Assists: 10.8 (11th, 305th)
Steals: 6.8 (5th, 130th)

2012-13 NITTANY LION ROSTER

NUMERICAL

NO.	NAME	POS.	HT.	WT.	YR./ELIG.	HOMETOWN/HIGH SCHOOL
1	Akosa Maduegbunam	G	6-3	200	Fr./Fr.	Boston, Mass./Charlestown HS/Winchendon Sch.
2	D.J. Newbill	G	6-4	205	Jr./So.	Philadelphia, Pa./Strawberry Mansion
5	Donovon Jack	F	6-9	205	Fr./Fr.	Reading, Pa./Berks Catholic
10	Brandon Taylor	F	6-7	235	Fr./Fr.	Tabernacle, N.J./Trenton Catholic
11	Jermaine Marshall**	G	6-4	205	Sr./Jr.	Etters, Pa./Red Land
14	Kevin Montminy*	G	6-3	185	So./So.	Centre Hall, Pa./Penns Valley Area
20	Nick Colella*	G	6-3	195	Sr./Sr.	New Castle, Pa./New Castle/PSU-Behrend
21	Sasa Borovnjak**	F	6-9	240	Sr./Sr.	Belgrade, Serbia/Veritas Christian (N.C.)
23	Tim Frazier***	G	6-1	170	Sr./Sr.	Houston, Texas/Strake Jesuit
24	Zach Cooper	G	6-1	170	Jr./Jr.	Ijamsville, Md./Urbana/Gulf Coast State (CC)
25	Jon Graham*	F	6-8	225	Jr./So.	Baltimore, Md./Calvert Hall
32	Patrick Ackerman*	F	6-11	220	So./So.	Rutland, Mass./Worcester Academy
34	Alan Wisniewski*	F	6-9	230	Jr./Jr.	Sterling Heights, Mich./Bishop Foley
35	Kevin Onyeaka	F	6-5	205	Sr./Jr.	Harrisburg, Pa./Central Dauphin East/PSU-Mont Alto
43	Ross Travis*	F	6-6	225	So./So.	Chaska, Minn./Chaska
	John Johnson	G	6-1	175	So./So.	Philadelphia, Pa./Life Center Academy/Univ. of Pittsburgh

* = Letters Earned

COACHING & SUPPORT STAFF

Head Coach: Patrick Chambers (2nd at PSU, 4th overall, Philadelphia University, '94)
Associate Head Coach: Eugene Burroughs (Richmond, '94)
Assistant Coaches: Keith Urgo (Fairfield, '02) & Brian Daly (Saint Joseph's, '92)
Director of Basketball Operations: Ross Condon (Villanova, '07)
Director of Player Development: Adam Fisher (Penn State, '06)
Strength Coach: Brad Pantall (Penn State, '96)
Athletic Trainer: Jon Salazer (Penn State, '93)

BY ELIGIBILITY

SENIORS (3)	
21	Sasa Borovnjak** _____ F
20	Nick Colella* _____ G
23	Tim Frazier*** (will apply for 5th year) _____ G
JUNIORS (4)	
11	Jermaine Marshall** _____ G/F
24	Zach Cooper _____ G
34	Alan Wisniewski* _____ F
35	Kevin Onyeaka _____ F
SOPHOMORES (6)	
2	D.J. Newbill _____ G
14	Kevin Montminy* _____ G
25	Jonathan Graham* _____ F
32	Patrick Ackerman* _____ F
43	Ross Travis* _____ F
	John Johnson _____ G
FRESHMEN (3)	
1	Akosa Maduegbunam _____ G
5	Donovon Jack _____ F
10	Brandon Taylor _____ F

PRONUNCIATIONS

SASA BOROVNJAK
 SAW-sha BOE-rahv-KNEE-yak
AKOSA MADUEGBUNAM
 Ugh-COE-sa MAD-a-WAY-boo-nam
KEVIN ONYEAKA
 OH-knee-AHH-kuh
ALAN WISNIEWSKI
 WIZ-new-SKI



QUOTABLE

"He's like Rocky Balboa...he kept coming and coming. He took a 1,000 punches from Oladipo, Hulls and Sheehey, but he kept coming. He has a boxer's mentality. He's just going to keep throwing punches. I think you saw a leader emerge. I was really proud of him."

- Chambers on D.J. Newbill's play at Indiana

"They're so physical, they're great at going in and kind of seeking contact and bouncing you off and scoring the ball. They're really strong guys. That backcourt with (Tim) Frazier next year is going to be really good."

- Nebraska coach Tim Miles on PSU guards

"I'm looking at that player in the suit (Frazier) that was there today, and that player would make a big difference on that team. Those two wing guys and then a player of his caliber at the point - it's going to be an impressive team next year."

- Michigan State Coach Tom Izzo

"Do I miss him?...I don't miss him. He's attached to my hip everyday. This is going to turn out to be a blessing in the long run. I really believe that. He helped run practice the other day. I ran the blue team and Tim ran the white team."

- Patrick Chambers on Tim Frazier

"This is definitely a different group in the way they approach things. I think the mentality is different; this isn't the same old Penn State. This is a group that is playing with confidence, this is a group that doesn't fear failure."

- Patrick Chambers on his team

"I wanted someone to help D.J. lead the team. They have to earn it. They have to bring it everyday...It has to be a consistent 30 days. Those two guys for the last month or so since Tim has gone down, have stepped up. They've earned the right to be named captains"

- Patrick Chambers on naming Nick Colella and Jermaine Marshall to join D.J. Newbill as team captains prior to Big Ten play.

"I think Pat's (Chambers) doing a fantastic, fantastic job, maybe one of the best jobs in the country. I played against his team when they had (Tim) Frazier and for them to be doing what they're doing without him, that's a major, major credit to Pat and those kids."

- Jim Ferry, Duquesne Head Coach

"I think it's those 15 guys in the locker room. They know what people say about them. They hear it, they read it and they see it on Facebook and Twitter. They're a resilient bunch and they're going to keep pressing on and keep competing and getting better."

- Patrick Chambers on team finishing non-con season 6-2 since loss of Tim Frazier

"Awesome, just awesome. I love it. That's what it's supposed to be. That's a Philly guard. If you don't come out of a game with blood or scraped up knees and two different sneakers, then you didn't play hard. He's obviously played extremely hard for 39 minutes."

- Patrick Chambers on D.J. Newbill's effort vs. Duquesne in which he had to switch shorts due to blood and blew out the side of one of his shoes.

TAYLOR LEADING THREE-POINT SHOOTER/LIMITED BY FOUL TROUBLE:

Freshman Brandon Taylor has proven to be an efficient offensive performer early in his career when he can avoid early foul trouble that limits his minutes. A pick and pop, stretch four, he led Penn State in scoring for the first time on his career with 11 at Purdue (1/13). He leads the team shooting 33.8 percent (24-71) from three and has made at least one three in 12 of 16 games since taking on a larger role following Tim Frazier's injury. His 24 threes rank second on the team. He posted back-to-back double-digit outings vs. Akron and Bucknell (hitting 62.5% (6-12) from three). Taylor's 14 points vs. Army and 10 vs. New Hampshire gave him five double-digit scoring outings on the year.

COLELLA LEADS LIONS IN CHARGES TAKEN & DIVES:

Among the team leaders in overall "Attitude Points" on the season, senior Nick Colella leads the team with 13 charges taken and 52 dives on the year emblematic of the grit and hustle of a former walk-on. After a rough start to the season that saw him shoot 5-of-27 from three in the first eight games, he found his shot in the final four non-conference games going a team-best 11-of-20 (55%) from three to average 9.0 ppg. Included in that effort was a career high 15 points on a career-best 5-of-7 from three and a career-best four boards in the win vs. Duquesne. His five threes marked the most by a PSU player on the season. He is now third on the team with 20 threes on the year and has raised his three-point percentage to 32.3%.

FRAZIER HITS 8-WEEK MILESTONE:

Tim Frazier had successful surgery to repair his ruptured left Achilles tendon on Nov. 20. He hit the eight-week milestone since the surgery on Jan. 15 and marked the day by no longer requiring use of a walking boot. He will now wear a wedge under his left heel for the next 2-3 weeks as he continues to stretch the tendon. He is currently walking in a pool and undergoing rehab to stretch the tendon and remove scar tissue. He is expected to begin walking on a weight suspended treadmill at the 10-week mark post surgery and to begin jumping rope in weeks 14 to 18. Frazier was in a cast for about three weeks before moving to a walking boot that gradually flattened his foot as the tendon stretched. He is expected to have about a six-month recovery period and, at the completion of the 2012-13 campaign, will apply for an NCAA Hardship Waiver to return for the 2013-14 season.

BOARDIN:

Penn State has won the rebounding battle in 10 of the last 13 games and in 12 of 19 on the year. The Lions have had 14 or more offensive rebounds in five of their last eight games and are second in the Big Ten collecting 74.6% of all defensive rebounds.

WHAT ARE THE CHANCES?:

On January 13, Nittany Lion freshman Brandon Taylor and Lady Lion senior Alex Bentley made half court shots just prior to halftime on the same day, approximately two hours apart. Taylor tossed in a 50-foot bomb at the halftime buzzer for the last of his 11 points in a road loss at Purdue. Meanwhile, two hours later at the Bryce Jordan Center Bentley tossed one in from the Nittany Lion logo to give Penn State a 40-27 halftime lead in an eventual victory over Nebraska.

FILLING IN FOR FRAZIER:

Since losing Tim Frazier and his 21.7 ppg to injury in the fourth game, Penn State actually improved its scoring average (58.8 ppg to 68.8 ppg) and shooting percentage (35.3% to 43.5%) over the last eight games of the non-conference season while going 6-2. Jermaine Marshall made the biggest increase in the non-con since the loss of Frazier improving his scoring by 6.5 ppg (10.3 to 16.8) and his shooting percentage from 30.6% to 44.0% (22.6% to 40.5% from three) and seeing his assists rise dramatically from 0.7 apg to 3.0 apg. Freshman Brandon Taylor also increased his scoring from 4.0 ppg to 9.0 ppg (+5.0) and Sasa Borovnjak from 1.5 ppg to 7.1 ppg (+5.6).

OFFENSE CLICKS WITH FOUR STRAIGHT 70-POINT GAMES TO CLOSE NON-CON: PENN

State posted its four best point (78, 80, 72 & 84) and assist totals (13, 15, 13 & 12) of the season in the last four non-conference games and three of its top for shooting games. The Lions shot 47% and scored 78.5 ppg in the last four non-con outings, an increase of nearly 20 ppg over their 58.9 ppg average over the first eight games of the year. The Lions' streak of four straight games of 70+ points was their longest since posting seven in November and December of 2008 and their 84-point outing vs. Duquesne in the final non-con game was their most since 2009.

STARTS CHART

CAREER STARTS

Table with columns: PLAYER, 10-11, 11-12, 12-13, CAREER, CONS, GAMES. Rows include Tim Frazier, D.J. Newbill, Jermaine Marshall, Ross Travis, Jon Graham, Sasa Borovnjak, Brandon Taylor, Nick Colella.

* at Southern Mississippi

2012-13 SEASON

Table with columns: GAME, POSITION (1-5), LINE-UP RECORD. Rows include Saint Francis, N.C. State, Providence, Akron, Bucknell, Boston College, Penn, LaSalle, Army, Delaware St., New Hampshire, Duquesne, Wisconsin, Indiana, Northwestern, Purdue, Michigan State, Nebraska, Indiana.

BENCH SCORING

SEASON HIGH:

25 vs. DUQUESNE

20+ POINTS: --

AVERAGE: 9.6

Table with columns: TEAM, POINTS. Rows include Saint Francis, N.C. State, Providence, Akron, Bucknell, Boston College, Penn, LaSalle, Army, Delaware St., New Hampshire, Duquesne, Wisconsin, Indiana, Northwestern.

DIFFERENT

STARTING LINE-UPS:

4 on the year;

59 of 95 starts on the year by freshmen or sophomores.

Penn State employed 14 different starting line-ups on the 2011-12 season, nine in Big Ten play.



NOTES FROM LOSS AT INDIANA:

- Penn State held preseason Player of the Year Cody Zeller to a career low two points and 0-of-4 from the floor. Zeller, Jordan Hulls (8) and Christian Watford (10) combined to score 20 points. The trio had 45 in the Hoosiers victory in State College on Jan. 7.
- D.J. Newbill played 39 minutes and led Penn State with 18 points, seven rebounds and a career high tying four steals.
- Penn State committed 18 turnovers after having a season high 19 vs. the Hoosiers in the game in State College.
- The Lions forced 18 IU turnovers and gained seven steals.
- Indiana hit its first six attempts from three in the second half and finished 11-of-20 (55%) from the arc.
- Penn State committed a season high 29 fouls and had three players foul out while Indiana made 21-of-37 at the foul line.

NOTES FROM LOSS TO NO. 18 MICHIGAN STATE:

- Penn State shot 55.6% in the second half to score 47 points, the most in a half under coach Patrick Chambers. The Lions shot 48% for the game and their 72 points marked a high in Big Ten play and were the most scored on the year against Michigan State, which entered the game ranked second in the Big Ten in scoring defense and shooting percentage.
- Jeremaine Marshall posted career highs of 29 points and 10 rebounds for his first career double. He scored 22 points in the second half. His combined point and rebound total (39) were the most by a Nittany Lion since Talor Battle posted 28 points and 13 rebounds (41) in a 69-61 win over Michigan in 2008.
- D.J. Newbill scored a career high 27 points and added six assists.
- Marshall (29) and Newbill (27) combined to score 56 points and shoot 18-of-30 (60%) from the floor. It marked the second time on the year they both went for 20 points. Their 56 points were the most by a Lion duo in a game since Geary Claxton (31) and Jamelle Cornley (25) logged 56 in a 129-11 victory over VMI in 2006.
- Penn State tied a season low with eight turnovers. MSU had seven and none in the second half.

WE CAN RELATE: Penn State coach Patrick Chambers can relate to star guard Tim Frazier's recent injury, in fact Frazier is using the exact same motorized scooter Chambers used this summer after he underwent arthroplastic surgery to repair the knee joint on his left leg and was limited to riding the scooter and non-weight bearing crutches for six weeks and the use of crutches for two months. Chambers has said the insertion of a wedge and six screws to re-align his knee joint was one of the toughest things he's had to deal with and will use the recent experience to help guide Frazier through his rehabilitation. Frazier's sister, Krystal, also suffered a ruptured Achilles, during a standout basketball career at Rice that saw her earn All-Conference USA honors. She returned from the injury to post 10 ppg in her senior season.

FRAZIER REMAINS ACTIVE LEADER: Since his season-ending Achilles injury, Tim Frazier has remained a vocal and active presence on the team attending every practice and shouting instructions and pulling teammates aside during breaks in the action. He is a virtual assistant coach in games, even delivering the pre-game scout in the locker room prior to the win over Delaware State. He has been particularly active in helping to guide D.J. Newbill in his transition to the point guard position.

FRAZIER SUFFERS SEASON-ENDING INJURY: Senior guard Tim Frazier, a pre-season candidate for both the Wooden and Naismith national player of the year awards, will miss the remainder of the 2012-13 season due to an injury suffered in the Nittany Lions' third game of the Puerto Rico Tip-Off in Bayamon, Puerto Rico. Frazier had played in every game (101) the last three plus seasons. He suffered a ruptured Achilles tendon in his left leg and the 2012 first-team All-Big Ten guard underwent surgery to repair the injury on Nov. 20. A preseason All-Big Ten selection, Frazier was leading Penn State with 21.7 ppg and 5.0 apg per game and was second with 6.0 rebounds per game through three games. He suffered the injury in the Nittany Lions' fourth game, a Nov. 18 contest vs. Akron in Puerto Rico, leaving the floor at the 14:30 mark of the first half. Frazier, a two-time Academic All-Big Ten selection on schedule to graduate in May with a degree in Supply Chain and Information Systems from the Smeal College of Business, is eligible to apply for an NCAA medical Hardship Waiver after the completion of the 2012-13 campaign. He had posted 25 straight double-digit scoring game, 14 of which were 20+ point outings, and had led Penn State in scoring in 28 of the last 35 games, scoring 20+ points in nine of his last 13, prior to the Akron game.

LIONS HIT OFFENSIVE & REBOUNDING HIGH VS. DUQUESNE: Penn State shot a season-best 40% from three (8-20) making a season high eight and eclipsed 70 points for the fourth straight game in the win vs. Duquesne. Its 84 points marked the Lions most since posting 104 vs. Gardner-Webb in 2009. Penn State out-rebounded Duquesne 50-28 (+22), posting its most rebounds since logging 52 vs. UMBC in 2009. The Lions 16 offensive boards produced a 23-7 advantage in second chance points. Penn State got a season high 25 points off the bench vs. Duquesne, led by a career-best 15 from Nick Colella on a career-best 5-of-7 from three. D.J. Newbill posted a career high 23 points vs. Duquesne and added 12 rebounds and five assists for his first double-double at Penn State and seventh of his career. Sasa Borovnjak posted double-digit scoring in three straight games, including 14 vs. Duquesne, the best stretch of his career.



PATRICK CHAMBERS

HEAD COACH • 2ND SEASON
PHILADELPHIA UNIVERSITY, '94
62-59 Overall (4th season)
20-31 at Penn State (2nd season)

Family: Wife: Courtney;
 Daughters: Grace & Caitlin; Son: Ryan
Hometown: Newtown Square, Pa.
College: Philadelphia University, 1994
Date of Birth: Dec. 13, 1970

CAREER HIGHLIGHTS

- Named 12th head basketball coach at Penn State on June 6, 2011.
- Led Boston University to the 2011 NCAA Tournament – the program's first NCAA berth since 2002.
- Led BU to the 2011 America East Tournament Title.
- Posted back-to-back 21-win seasons at BU – the only coach in BU history to earn 20 wins in each of his first two seasons and the fastest to earn a conference championship.
- 42-28 record in two seasons as head coach at BU, leading the Terriers into the post-season both years.
- Associate head coach at Villanova's during the Wildcats 2009 NCAA Final Four run.
- Five seasons on Villanova staff under Jay Wright – helped lead the Wildcats to a 126-45 record (.737), five NCAA Tournament appearances, four NCAA Sweet 16 appearances, a school record 30 wins in 2008-09, won at least 22 games every year.
- Instrumental in building Villanova's 2009 recruiting class which was ranked No. 3 in the nation by ESPN.com.
- Four players coached at Villanova played in the NBA.
- Recruited four McDonald's All-Americans to Villanova.

NOTABLE

- The youngest of 12 siblings (nine boys, three girls)
- Was in collegiate coaching just five years before earning his first head coaching position at Boston University.
- Three siblings are Penn State graduates and a nephew, Patrick Flanagan, is a defensive back on the football team.
- Worked for 10 years as a highly successful salesman and part owner in the family's printing business in Philadelphia.
- Played for 2011 Naismith Basketball Hall of Fame inductee Herb Magee at Philadelphia University. Magee, also known as "The Shot Doctor," is college basketball's all-time victories leader (941).
- Began his career at Philadelphia U. as a walk-on and went on to become the school's all-time leader in assists.
- Played for and coached with legendary Philadelphia coach Dan Dougherty at Episcopal Academy. Dougherty posted 621 wins at Episcopal, most of any high school coach in Philadelphia history.
- Older brother, Tim, was the 1984 Ivy League Player of the Year in football and led Penn to three-straight Ivy League titles. He is now a writer, producer and director and just released the film "Mighty Macs."
- Older brother, Paul, was a three-year starter at point guard for the Penn Quakers.

CHAMBERS COACHING RECORD

YEAR	RECORD (Conference)	POST-SEASON
BOSTON UNIVERSITY		
2009-10	21-14 (11-5 4th/2nd in Tourn.)	CBI Semifinals
2010-11	21-14 (12-4 2nd/Won Tourn.)	NCAA 2nd Round
PENN STATE		
2011-12	12-20 (4-14 T11th/1st rd. Tourn.)	
TOTALS		
4 Years	62-59 (27-30) 1 Tournament Title	1 NCAA, 1 CBI

COLLEGIATE COACHING EXPERIENCE:

1995-96	Delaware Valley (PA) College (Asst)
2004-05	Villanova (Dir. Ops)
2005-08	Villanova (Asst.)
2008-09	Villanova (Assoc. Head Coach)
2009-11	Boston University (Head Coach)
2011-present	Penn State (Head Coach)



THE LAST TIME:

BEAT at TOP 25 Team	1/19/12 vs. #22 Illinois (54-52)
BEAT at TOP 10 Team	2/1/09 @#9 Michigan State (72-68)
BEAT at TOP 5 Team	3/18/01 vs. #5 North Carolina (NCAA) (82-74)
BEAT a BIG TEN TEAM by 20+	1/5/12 vs. Purdue (65-45)
WON in OVERTIME	12/15/12 vs. Delaware St. (80-76)
LOST in OVERTIME	1/2/4/10 @Wisconsin (79-71)
PLAYED DOUBLE OVERTIME	3/7/09 @Iowa (L, 75-67)
Came From 10+DOWN TO WIN	11/18/12 vs. Providence (55-52 OT)
WON NON-CON ROAD	1/7/13 vs. No. 5 Indiana (74-51)
WON BIG TEN ROAD	3/6/11 @Minnesota (66-63)
LOST AT HOME	1/19/13 vs. Nebraska (68-64)
LOST NON-CON HOME	11/28/12 vs. Boston College (73-61)
SCORED 100+	12/19/09 vs. Gardner-Webb (104)
ALLOWED 100+	12/3/06 vs. VMI (111)
SCORED 90+	12/19/09 vs. Gardner-Webb (104)
ALLOWED 90+	3/3/07 @Indiana (94)
SCORED 80+	12/29/12 vs. Duquesne (84)
SCORED 80+ IN BIG TEN	1/8/12 vs. No. 12 Indiana (82)
SCORED UNDER 50	1/23/13 @ Indiana (49)
SCORED UNDER 40	3/11/11 @ BTT v. Wisconsin (36)
SCORED 60+ IN A HALF	12/19/09 vs. Gardner-Webb (60 2nd)
SCORED 50+ IN A HALF	12/19/09 vs. Gardner-Webb (60 2nd)
BENCH Scored 50+	12/7/05 vs. UMKC (50)
OPP SCORED 45 OR LESS	12/23/12 vs. New Hampshire (45)
CONSECUTIVE OPP BELOW 45	2009 @Temple (45) & UMBC (42)
OPP SCORED 40 OR LESS	3/11/11 @ BTT v. #13 Wisconsin (33)
CONSECUTIVE OPP BELOW 40	2007 vs. Princeton (38) & Denver (39)
OPP SCORED 10 OR LESS IN HALF	12/15/07 Denver (10)
OPP SHOT BELOW 30%	12/23/12 vs. New Hampshire (22.6%)
SHOT 60%+ FG	11/25/09 vs. Sacred Heart (63.8)
SHOT 60%+ FG IN BIG TEN	1/3/06 vs Northwestern (64.0)
SHOT 50%+ FG IN BIG TEN	2/25/12 vs. Nebraska (50.9)
OPP SHOT 60%+	1/11/09 @Minnesota (62.5)
SHOT 70% IN HALF	12/30/06 vs. VMI (70.3, 26-37)
SHOT UNDER 30%	11/26/11 @ St. Joe's (19-71; 26.8%)
SHOT 70%+ FROM 3PT	12/28/05 vs. St. Francis (75.0, 9-12)
SHOT 60%+ FROM 3PT	11/28/10 vs. Furman (12-19, 63.2%)
SHOT 50%+ FROM 3PT	11/23/11 vs. YSU (11-22, 50%)
SHOT 95%+ FROM FT	3/13/11 vs Ohio State (9-9, 100%)
SHOT 85%+ FROM FT	11/9/12 vs. St. Francis (28-32, 87.5%)
SHOT 50% OR LESS FT	1/3/12 @ Wisconsin (0-1, 0.0%)
50+ REBOUNDS	12/29/12 vs. Duquesne (50)
45+ REBOUNDS	12/7/11 vs. Lafayette (47)
20+ OFFENSIVE REBS	12/7/11 vs. Lafayette (20)
20 OR LESS REBOUNDS	2/29/12 @ Purdue (17)
OPP LESS THAN 20 REBS	1/19/11 vs. Purdue (19)
15+ STEALS	11/12/11 vs. Hartford (15)
10+ STEALS	11/18/12 vs. Providence (11)
30+ ASSISTS	12/30/06 vs. VMI (36)
20+ ASSISTS	2/17/10 @ Northwestern (21)
5 OR LESS TURNOVERS	2/19/12 @ Wisconsin (5)
20 + TURNOVERS	12/10/11 @ Duquesne (23)
OPP 25+ TURNOVERS	11/12/11 vs. Hartford (26)
PLAYER 40+ POINTS	Jesse Arnette (40) vs. Temple, 1/29/1955
PLAYER 35+ POINTS	Pete Lisicky (35) vs. Penn, 12/9/1995
PLAYER 30+ POINTS	Tim Frazier (30) at Nebraska, 1/11/12
3 PLAYERS 20+ POINTS	Claxton, Cornley, Hassell vs. VMI, 12/30/06
2 PLAYERS 20+ POINTS	Marshall & Newbill vs. Michigan St., 1/16/13
6+ PLAYERS 10+ POINTS	12/19/09 vs. Gardner-Webb (6)
5+ PLAYERS 10+ POINTS	12/18/12 vs. Mt. St. Mary's (5)
10 PLAYERS 10+ MINUTES	12/19/09 vs. Gardner-Webb (10)
PLAYER 20+ REBOUNDS	A. Johnson (20) vs. Sacred Heart, 11/27/04
PLAYER 15+ REBOUNDS	G. Claxton (15) @Purdue, 2/18/06
PLAYER 10+ ASSISTS	Tim Frazier (11) vs. YSU, 11/23/11
PLAYER 5+ STEALS	Jermaine Marshall (5) vs. UNH , 12/23/12
PLAYER 5+ BLOCKS	Jeff Brooks (5) vs. Lehigh, 11/12/10

LIONS RALLY TO GET OT WIN OVER PROVIDENCE/FIRST UNDER CHAMBERS:

Penn State played and won its first overtime game under head coach Patrick Chambers in its second game of the Puerto Rico Tip-Off downing Providence 55-52 in OT. Penn State came back from 10 points down in the second half to claim the victory. Tim Frazier scored nine straight points during a key second half stretch. Frazier led Penn State in scoring (19), rebounds (9), assists (7), and steals (4) while playing all 45 minutes (a career most). Chambers improved to 4-0 in overtime games as a head coach (2-0 at BU) when the Lions downed Delaware State (80-76) a month later.

FRAZIER NAMED TO WOODEN TOP 50: Tim Frazier was named to the Wooden Award Men's Preseason Top 50. He is the second Nittany Lion in the last three years to be named to the preseason list joining Talor Battle who was named prior to the 2010-11 season. Frazier was among nine Big Ten players named to the list.

FRAZIER PRESEASON ALL-BIG TEN: Senior guard Tim Frazier was named to the Preseason All-Big Ten team by conference media voters. Frazier, the lone returning first-team All-Big Ten selection from last year, was joined on the preseason team by Ohio State's Aaron Craft and Deshaun Thomas, Michigan's Trey Burke and Indiana's Cody Zeller who was also named the preseason POY.

BIGGER, STRONGER, FASTER: Some highlights of Penn State's physical improvement under strength coach Brad Pantall:

TIM FRAZIER: Added 18 reps to his 185-pound bench press since arriving at Penn State and can now do 19, one shy of the 2012 NBA Combine best...improved his max bench press by more than 115 pounds to over 300 pounds entering his final season...posted a pro-lane agility time (10.0) and 3/4 court sprint time (3.09) better than the NBA combine bests...has added 30 pounds of muscle since arriving at Penn State.

JOHN GRAHAM: Added four inches to his vertical leap...added 11 reps to his 185-pound bench press to now be able to perform a team high 24, far above the 2012 NBA Combine best of 20...increased his max bench press from 215 to 325.

ROSS TRAVIS: In the past year, Travis has increased his bench press max from 245 to 310 and his reps on the 185-pound bench from 10 to 22. He increased his leg press max from 325 to 615 and added 2.5 inches to his vertical (31.5). He increased his weight from 203 to 220 while maintaining his body fat and can touch a team-best 16 inches above the rim.

NICK COLELLA: Added more than six inches to his vertical leap and improved his pro-lane agility time to 10.0, tying the Penn State team record and beating the 2012 NBA Combine best...improved his bench press by 75 pounds to over 300 pounds.

SASA BOROVNJAK: Cut his weight from 242 to 230 pounds and reduced his body fat by five percent...Improved his bench over 300 pounds while cutting one second off his pro-lane agility time.

CHAMBERS HAS AN EVENTFUL OFF-SEASON: It was an eventful off-season for head coach Patrick Chambers as he and wife, Courtney, welcomed their third child, Caitlin, to the family on March 23, he underwent reconstructive knee surgery on his left leg on May 11 and his father, John "Rube", passed away on June 11 after a long battle with Alzheimers. Chambers underwent arthroplastic surgery, which involved resetting the top of the tibia below the knee to change the angle of the joint. The energetic coach was limited to riding a scooter and non-weight bearing crutches for six weeks and was on crutches for two months. He began walking short distances without crutches on July 6 and after months of rehab returned to normal mobility in August.

CHAMBERS & THE POST-SEASON: Coach Patrick Chambers missed having a team play in the post-season for the first time in his collegiate coaching career last season and has been a part of the post-season in seven of his eight seasons as a collegiate coach. In his previous five seasons as a member of the Villanova coaching staff and two as head coach at Boston University, all of his teams reached post-season play including six NCAA Tournament appearances and one CBI appearance. Chambers has been a part of 17 NCAA Tournament games, helping Villanova advance to the tournament every year and make four NCAA Sweet 16 appearances and reach the 2009 NCAA Final Four. In his first season at BU, he guided the Terriers to their first post-season win since 1959 with a victory in the CBI and the following year led BU to its first NCAA Tournament appearance since 2002.

STAFF TIES: Patrick Chambers began forming his first Penn State coaching staff by naming his former Episcopal Academy high school teammate Eugene Burroughs as associate head coach, the first of three assistants with strong ties to Philadelphia. Chambers and Burroughs both played for legendary coach Dan Dougherty in Philadelphia in the late 80's early 90's. Burroughs previously had worked as associate head coach at Navy. Former Villanova assistant Keith Uργο also joined the staff as an assistant. The pair worked together on Villanova's 2009 NCAA Final Four staff and Uργο worked under Jay Wright for four seasons. Brian Daly followed Chambers from Boston University where he was associate head coach under Chambers. Daly is a former Philadelphia high school standout and player at Saint Joseph's and was a highly successful high school coach at his alma mater, Monsignor Bonner HS in Philadelphia.

GET ON THE FLOOR: Patrick Chambers places an emphasis on "dives" during a basketball game and has his staff chart them with a goal of achieving at least 14 "dives" per game. Chambers has established an "Attitude Club" in which players attempt to record enough hustle points during practices and games to become a member. Penn State charts "Attitude Points" during every practice and game and announces winners at the end of every practice. Modeled after similar programs used by longtime NBA coach Pat Riley and Chambers' mentor, Villanova's Jay Wright, the club charts hustle plays, extra passes, charges drawn, dives on the floor, screen assists, shot contests, tap backs, deflections, etc.



HUSTLE STATS

CHARGES TAKEN		DIVES		DEFLECTIONS	
Colella	13	Colella	52	Marshall	67
Travis	5	Newbill	17	Newbill	57
Newbill	5	Marshall	17	Colella	52
Marshall	3	Borovnjak	14	Frazier	19
Borovnjak	2	Graham	12	Travis	18
Frazier	1	Travis	10	Borovnjak	17
Montminy	1	Frazier	6	Taylor	13
		Montminy	5	Graham	13
		Taylor	3	Montminy	4
		Jack	2	Jack	3
				Madueg/Ackerman	1

MAKING A RUN

Coach Patrick Chambers has instilled a "never say die" attitude in his Nittany Lion teams. To that end, Penn State has battled back from several double-digit second half deficits in Big Ten play in the last two seasons to challenge some of the top teams in the league both at home and on the road, refusing to go quietly.

GAME	2nd Half Deficit	Cut To	Major Run	Result
vs NEB (1/19/13)	-10 at 15:06	+2 at 11:56	12-0	L, 68-64
vs MSU (1/16/13)	-16 at 5:06	-5 at 2:06	12-1	L, 81-72
at WISC (1/3/13)	-11 at 11:33	-1 at 2:52	9-0	L, 60-51
vs. MICH (3/4/12)	-19 at 9:04	-4 at 2:38	13-0	L, 71-65
at WISC (2/19/12)	-20 at 11:55	-5 at 5:48	17-2	L, 65-55
at MSU (2/8/12)	-22 at 16:46	-5 at 9:18	10-0	L, 77-57
vs IU (1/8/12)	-11 at 4:25	-2 at 0:35	13-4	L, 88-82

SPECIALTY STATS

GAME	W/L	FTM	BENCH	PAINT	OFF TO	2nd CH	FASTB	LEAD DEFICIT
ST. FRANCIS	W	28/9	5/22	20/24	15/9	10/0	4/8	+12 -3
vs. NC State	L	14/12	2/22	26/28	15/9	12/12	0/2	+3 -25
vs. Providence	W	11/17	8/0	24/14	21/19	11/8	0/2	+5 -10
vs. Akron	L	13/23	16/39	22/34	10/18	15/12	4/2	+8 -28
BUCKNELL	W	10/5	6/4	16/12	0/2	5/3	0/2	+7 -8
BC	L	17/27	3/20	18/18	15/18	3/15	6/0	+2 -20
PENN	W	17/6	5/24	26/16	14/9	13/3	4/4	+13 -3
@La Salle	L	10/18	11/17	20/12	7/15	9/6	2/7	+2 -27
ARMY	W	13/18	11/30	28/14	12/16	15/2	8/15	+15 --
DEL STATE	W	21/18	16/20	32/26	12/4	11/5	5/0	+18 -3
NEW HAMP	W	15/16	20/16	22/14	23/2	7/12	5/2	+34 -1
DUQUESN	W	26/21	25/27	28/16	9/13	23/7	5/9	+22 -3
@Wisconsin	L	0/13	2/7	32/32	4/17	9/13	0/4	+4 -14
INDIANA	L	8/22	9/18	20/22	9/19	14/7	2/10	+1 -23
NWESTERN	L	15/17	8/9	28/24	7/13	8/12	4/6	+4 -23
@Purdue	L	9/10	4/8	20/32	8/19	7/7	6/2	- -19
MICHIGAN ST	L	19/22	10/39	36/32	7/7	7/12	4/9	+2 -16
NEBRASKA	L	15/16	10/12	26/30	15/16	17/0	2/12	+7 -10
@Indiana	L	13/21	14/18	24/14	17/15	7/14	8/7	- -25
OHIO STATE								
@Iowa								
PURDUE								
@Nebraska								
IOWA								
@Michigan								
@Illinois								
MICHIGAN								
@Minnesota								
@Northwestern								
WISCONSIN								
-								

WHAT A FALL!

PENN STATE ATHLETICS EXCELS IN FALL SEMESTER: Another superlative fall sports season has boosted Penn State into eighth place in the Learfield Sports Directors' Cup standings. The Nittany Lions are in the Top 10 on the strength of the women's volleyball team's fifth NCAA semifinal or championship match appearance in the past six years and the women's soccer team advancing to the NCAA College Cup championship match. Penn State won five Big Ten Championships this fall in field hockey (regular season and tournament), men's soccer, women's soccer and women's volleyball. Five Penn State coaches were selected Big Ten Coach of the Year, including first-year football coach Bill O'Brien.

PENN STATE RECORD WHEN:

	UNDER CHAMBERS	12-13	Last 6 Yrs
At Home	17-12	7-5	67-33
Non-Con at Home	13-3	7-1	
Road	1-15	0-4	15-44
Neutral	2-4	1-2	10-15
vs. Ranked	1-14	0-4	10-36
Decided by 3 points or less	3-2	2-0	16-15
Decided by 4-10 points	8-9	3-3	35-29
Decided by 11-19 points	5-12	1-4	26-30
Decided by 20+ points	3-8	1-4	15-18
Overtime/Double OT (0-1)	2-0	2-0	5-2
Leading at HALF	13-4	6-1	69-12
Tied at HALF	2-0		8-6
Trailing at HALF	4-27	2-10	15-73
Leading with 5:00 TO PLAY	17-2	7-0	77-10
Tied with 5:00 TO PLAY	-		0-1
Trailing with 5:00 TO PLAY	2-29	1-11	13-80
PSU SHOOTS 45%+	7-6	3-2	51-21
PSU SHOOTS Less Than 45%	12-25	5-9	41-72
PSU SHOOTS better than OPP	15-5	6-1	72-12
OPP SHOOTS 45%+	1-21	1-9	19-66
OPP SHOOTS Less Than 45%	18-9	7-2	62-23
PSU SHOOTS 40%+ FROM 3PT	6-2	1-0	36-15
PSU OUT-REBOUNDS Opp	16-14	7-5	69-38
OPP OUT-REBOUNDS or EVEN	3-17	1-6	23-54
PSU FREE THROW% 70%+	8-13	3-5	37-40
PSU Has MORE FT ATTS	11-4	5-1	76-23
OPP Has MORE OR = FT ATTS	7-28	3-11	16-70
PSU Has 15 OR FEWER TOs	16-27	5-9	85-80
PSU Has LESS TOs THAN OPP	13-11	4-1	45-33
PSU SCORES 70+	9-3	4-1	40-10
PSU SCORES 69 OR LESS	10-28	4-10	51-82
OPP SCORES 70+	4-21	3-8	13-54
OPP SCORES 69 OR LESS	12-9	5-3	72-35
OPP SCORES 59 OR LESS	12-1	5-0	48-3
OPP SCORES 49 OR LESS	6-0	2-0	19-1
In NOVEMBER	8-5	3-3	28-12
In DECEMBER	7-5	5-1	24-13
In JANUARY	2-14	0-7	12-35
In FEBRUARY	2-5		15-21
In MARCH	0-2		12-12
In APRIL	-		1-0
In TOURNAMENTS	2-4	1-2	14-12
ON TELEVISION	9-26	2-10	68-80
vs. BIG TEN	4-21	0-7	37-67
vs. ACC	1-2	0-2	
vs. A-10	1-3	1-1	
vs. AMERICAN EAST	2-0	1-0	
vs. BIG EAST	2-0	1-0	
vs. BIG SOUTH	1-0		
vs. BIG 12	-		
vs. COLONIAL	-		
vs. CONFERENCE USA	-		
vs. HORIZON	1-0		
vs. IVY LEAGUE	2-0	1-0	
vs. MID AMERICAN	0-1	0-1	
vs. METRO ATLANTIC	-		
vs. MCC	-		
vs. MID EASTERN ATHLETIC	1-0	1-0	
vs. MOUNTAIN WEST	-		
vs. NEC	2-0	1-0	
vs. OHIO VALLEY	-		
vs. PATRIOT	2-1	2-0	
vs. SEC	0-2		
vs. SOUTHLAND	-		
vs. SOUTHERN	-		
vs. SUN BELT	-		



21st BIG TEN SEASON

Penn State opened its 21st season of Big Ten Conference play with a road game at Wisconsin (Jan. 3). It marked the fourth straight season Penn State opened the Big Ten with a road game. Penn State posted a 4-14 mark during the Big Ten regular season in 2011-12 to finish in a tie for 11th place. Penn State had posted a .500 or better record in Big Ten play five times. Penn State has finished fourth in the Big Ten regular season twice in the last four seasons. Penn State's best Big Ten finish came in 1996 as the Lions went 12-6 to finish second in the conference.

IN THE BIG TEN STAT RANKINGS

INDIVIDUAL (Jan. 23)

SCORING:	OVERALL	Big Ten
D.J. Newbill	6th, 15.5	9th, 15.0
Jermaine Marshall	7th, 15.0	7th, 15.7
REBOUNDING:		
Ross Travis	4th, 7.1	11th, 6.6
D.J. Newbill	15th, 6.0	17th, 5.7
ASSISTS		
D.J. Newbill	8th, 3.9	9th, 3.9
FIELD GOAL %:		
-		
FREE THROW %:		
Jermaine Marshall	13th, 75.3	10th, 78.3
D.J. Newbill		14th, 71.7
BLOCKED SHOTS:		
Jermaine Marshall		9th, 1.0
STEALS:		
Jermaine Marshall	7th, 1.7	
D.J. Newbill		12th, 1.4
3-POINT PERCENTAGE:		
-		
3-POINTERS MADE:		
-		
ASSIST TO TURNOVER:		
D.J. Newbill	15th, 1.0	12th, 0.9
OFFENSIVE REBOUNDS:		
Ross Travis	7th, 2.4	10th, 2.1
DEFENSIVE REBOUNDS:		
Ross Travis	8th, 4.7	12th, 4.4
Jermaine Marshall		12th, 4.4
D.J. Newbill	12th, 4.3	-
MINUTES PLAYED:		
D.J. Newbill	2nd, 35.8	3rd, 36.1

TEAM RANKINGS

SCORING OFFENSE:	11th, 61.5	11th, 54.7
SCORING DEFENSE:	12th, 67.2	12th, 69.3
FREE THROW %:	6th, 69.5	2nd, 71.2
FIELD GOAL %:	12th, 39.0	11th, 36.1
FIELD GOAL % DEFENSE:	11th, 42.6	12th, 45.7
3-POINT FG % :	12th, 27.8	10th, 25.0
3-POINT FG % DEFENSE:	12th, 37.5	10th, 40.7
REBOUNDING OFFENSE:	9th, 36.3	8th, 34.4
REBOUNDING DEFENSE:	6th, 32.5	6th, 34.1
REBOUNDING MARGIN:	9th, +3.8	7th, +0.3
ASSISTS:	12th, 9.1	12th, 8.0
BLOCKED SHOTS:	10th, 3.3	5th, 3.7
STEALS:	10th, 5.4	10th, 4.6
TURNOVER MARGIN:	12th, -1.2	11th, -3.0
ASSIST TO TURNOVER:	12th, 0.7	12th, 0.6
OFFENSIVE REBOUNDS:	7th, 11.9	5th, 11.9
OFFENSIVE REBOUND %:	10th, 33.1	7th, 32.4
DEFENSIVE REBOUNDS:	7th, 24.4	10th, 22.6
DEFENSIVE REBOUNDS %:	2nd, 75.6	4th, 70.5
3-POINT FG MADE:	9th, 4.9	12th, 3.7

GREAT GRAD RATE

Coach Patrick Chambers' Nittany Lions ranked second in the Big Ten with a Graduation Success Rate (GSR) of 92 percent, 24 percent higher than the national average (68%), according to statistical information released by the National Collegiate Athletic Association (NCAA). The NCAA's annual study of institutions nationwide revealed that Penn State student-athletes at the University Park campus earned a GSR of 88 percent compared to the 80 percent average for all Division I institutions for students entering from 2002-03 through 2005-06. The 88 percent figure was third to Northwestern (97) and Illinois (89) among Big Ten Conference institutions. Penn State basketball's NCAA four-year Academic Progress Rate (APR) score of 995 through 2009-10 tied for the best among men's basketball teams in the Big Ten and was well above the national average of 945. Penn State and Michigan State tied for the Big Ten's highest APR figure, marking the fourth consecutive year the Nittany Lions ranked among the top three in the Big Ten. The four-year federal graduation rate average for University Park student-athletes was 78 percent, second to Northwestern (88) among Big Ten schools, and significantly above the 64 percent Division I average.

CHAMBERS LEADS COACHES VS CANCER:

Patrick Chambers immediately embraced the mantle of leadership of Coaches vs. Cancer-Penn State, now embarking on its 18th year, when he took over the Nittany Lion program.

- CVC-Penn State has raised nearly \$2 million in the last 17 years to fight cancer and help support those affected by the disease.

- The organization raised a record \$215,000 in 2011-12, eclipsing \$200,000 for the third straight year, and has raised more than \$175,000 each of the last six years ranking it among the top 10 CVC organizations in the nation.

- CVC-Penn State has grown from an annual golf tournament started in the summer of 1996 to a year-round schedule of seven events, which includes the the Coaches Vs. Cancer Celebrity Golf Tournament, CVC Reverse Car Drawing, CVC "Band Together" Day, Spikes Fest, CVC 5k Fun Run/Walk and State College Brew Expo.

- CVC-Penn State keeps a portion of the money raised in the Centre Region to provide direct assistance through the Bob Perks Fund (BPF). CVC has donated more than \$35,000 to BPF each of the last five years and more than \$225,000 total. Funds are also donated directly to the American Cancer Society.

LIONS PLAYING PROFESSIONALLY: All four senior starters from Penn State's 2011 NCAA Tournament team are currently playing professionally in Europe or South America. Penn State currently has 13 former players active in pro leagues around the world, nine of which have graduated in the last five years.

Nittany Lions Currently Playing Professionally

Player (year graduated or left PSU)	Team	Country	League
Cammeron Woodyard (2012)	Basquetbol Ancud	Chile	Chile-Liga Nacional
Talor Battle (2011)	Upea Capo D'Orlando	Italy	Italian Lega 2
Jeff Brooks (2011)	Mapooro Cantu	Italy	Italian Serie A
David Jackson (2011)	Thor Thorl	Iceland	Iceland-Dominos
Andrew Jones (2011)	Ilysiakos Athens	Greece	Greece-A1
Jamelle Cornley (2009)	Rain or Shine	Philippines	Philippines-PBA
Stanley Pringle (2009)	Indonesia Warriors	Indonesia	Indonesia-NBL
Brandon Hassell (2008)	Summerside Storm	Canada	Canada-NBL
Joonas Suotamo (2008)	Espoo Basket	Finland	Finland-1st Division
David "Mooch" Jackson (2007)	GEGR Indalo	Argentina	Argentina-LigaA
Jan Jagla (2004)	FC Bayern Muenchen	Germany	Germany-1.Bundesliga
Tyler Smith (2002)	Tohigi Brex	Japan	Japan-JBL
Joe Crispin (2001)	Unsigned Free Agent		

PENN STATE RADIO NETWORK

In his 31st season, Steve Jones handles the play-by-play for Nittany Lion basketball and is joined by nationally respected Philadelphia Daily News sports-writer Dick Jerardi. Broadcasts begin 30 minutes prior to tipoff with the "Patrick Chambers Pregame Show." Game telecasts as well as "The Nittany Lion Hotline" call-in show, which airs each Thursday during basketball season, can both also be heard via GoPSUsports.com

WEAB (790 AM)	Allentown/Bethlehem/Easton
WVAM (1430 AM)	Altoona
WILK (103.1 FM)	Avoca
WAYC (1600 AM)	Bedford
WISR (680 AM)	Butler**
WCPA (900 AM)	Clearfield
WZDB (95.9 FM)	DuBois/Sykesville
WPSE (1450 AM)	Erie
WFRA (1450 AM)	Franklin
WGET (1320 AM)	Gettysburg
WHVR (1280 AM)	Hanover**
WTPA (92.1 FM)	Harrisburg
ESPN RADIO (1400 AM)	Harrisburg
ESPN RADIO (95.3 FM)	Harrisburg
WKZN (1300 AM)	Hazleton
WLAK (103.5 FM)	Huntingdon
WLPA (1490 AM)	Lancaster
WNPV (1440 AM)	Lansdale
WLBK (1270 AM)	Lebanon
WMRF (95.7 FM)	Lewiston
WMGW (1490 AM)	Meadville
WJST (1280 AM)	New Castle/Sharon**
WVNJ (1160 AM)	New York Metro**
WBYB (96.7 FM)	Olean, NY
WNTP (990 AM)	Philadelphia
WFIL (560 AM)	Philadelphia
KQV (1410 AM)	Pittsburgh
WPPA (1360 AM)	Pottsville
WRAW (1340 AM)	Reading
WBZU (910 AM)	Scranton
WBYB (95.3 FM)	Smethport
WQWK (1450 AM)	State College
WKOK (1070 AM)	Sunbury
WTIV (1230 AM)	Titusville
WTZN (1310 AM)	Troy
WTRN (1304 AM)	Tyrone
WTRN (100.7 FM)	Tyrone
WNBT (104.5 FM)	Wellsboro
WNBC (92.3 FM)	Wellsboro/Mansfield
WILK (980 AM)	Wilkes-Barre
WRAC (1400 AM)	Williamsport
WRKK (1200 AM)	Williamsport/Hughesville
WGLD (1440 AM)	York/Red Lion
WJST (1280 AM)	Youngstown, Ohio

** Carries only partial schedule



NATIONAL RANKINGS

AP TOP 25 (Jan. 21)

1 Duke (39)	16-1	1,578
2 Michigan (11)	17-1	1,539
3 Kansas (7)	16-1	1,486
3 Syracuse (8)	17-1	1,486
5 Louisville	16-2	1,348
6 Arizona	16-1	1,270
7 Indiana	16-2	1,211
8 Florida	14-2	1,181
9 Butler	16-2	1,146
10 Gonzaga	17-2	994
11 Kansas State	15-2	927
12 Minnesota	15-3	905
13 Michigan State	16-3	831
14 Ohio State	13-4	701
15 New Mexico	16-2	659
16 Oregon	16-2	624
17 Creighton	17-2	611
18 North Carolina St.	15-3	587
19 VCU	16-3	433
20 Wichita State	17-2	363
21 Cincinnati	16-3	322
22 Missouri	13-4	234
23 Ole Miss	15-2	172
24 Notre Dame	15-3	123
25 Miami (FL)	13-3	93

USA TODAY/ESPN TOP 25

1 Duke (20)	16-1	755
2 Kansas (8)	16-1	732
3 Michigan (1)	17-1	712
4 Syracuse (2)	17-1	699
5 Louisville	16-2	633
6 Arizona	16-1	609
7 Florida	14-2	588
8 Indiana	16-2	576
9 Butler	16-2	523
10 Gonzaga	17-2	454
11 Michigan State	16-3	439
12 Creighton	17-2	376
13 Kansas State	15-2	372
14 Minnesota	15-3	343
15 Ohio State	13-4	342
16 VCU	16-3	305
17 New Mexico	16-2	304
18 North Carolina St.	15-3	234
19 Oregon	16-2	211
20 Cincinnati	16-3	179
21 Wichita State	17-2	145
22 Missouri	13-4	130
23 Notre Dame	15-3	84
24 Ole Miss	15-2	69
25 San Diego State	14-4	60



PENN STATE IN THE RPI

Date	Rank	RPI	SOS
--			

PENN STATE IN THE RANKINGS

Date **AP** **COACHES**
 Last ranked 25th in the final ESPN/USA Today Coaches Poll of the 2000-01 season (4/4/01). Last received votes in the national polls on Feb. 2, 2009. The Lions got votes in the Coaches Poll for four weeks.

PENN STATE VS. RANKED

ON THE YEAR: 0-4
2011-12: 1-10 (win over:#22 ILL)
Last WIN VS. RANKED team:
 54-52 vs. #22 Illinois (1/19/12)
Last ROAD win:
 38-33 @ #16/18 Illinois (2/18/09)
Last HOME win:
 54-52 vs. #22 Illinois (1/19/12)
In the Jordan Center: 15-35
Last NEUTRAL win:
 36-33 vs. #13 Wisconsin (3/11/11)
WIN vs. Highest Ranked in BJC:
 #5 Purdue, 74-63, 2/21/98)
WIN vs. Highest Ranked On Road:
 66-65 at #6/6 Illinois (2/4/06)
WIN vs. Highest Ranked Overall:
 65-63 vs. #2/3 Michigan State (3/9/01) Big Ten Tourn.
Under Patrick Chambers:
 1-14 (2nd season)
Since joining BIG TEN (1992-93):
 27-114
OVERALL Streak: Lost 11
HOME Streak: Lost 3

LIONS SIGN FOUR IN EARLY PERIOD
 CHAMBERS FIRST FULL RECRUITING CYLCE

PAYTON BANKS • 6-6 • ORANGE, CALIF.: Three-star recruit (Scout.com/247 Sports)...15.6 ppg, 6.9 rpg, 4.4 apg, 1.4 spg in junior year at Orange Lutheran HS...first team All-CIF Southern Section Division IA...versatile combo guard.

JULIAN MOORE • 6-10 • PHILADELPHIA, PA.: three-star recruit, sixth best in Pennsylvania (ESPN.com)...11 ppg, 14 rpg in junior season at Germantown Academy...a late bloomer...was 6-7 1 1/2 years ago...runs the floor/perimeter skills

GENO THORPE • 6-3 • PITTSBURGH, PA.: consensus three-star recruit...Pennsylvania Class AAAA first-team...21.5 ppg, 3.2 rpg, 2.6 apg in junior season at Shaler HS...offers from Wisconsin, Pitt, Kansas State, Seton Hall and Rutgers.

GRAHAM WOODWARD • 6-0 • EDINA, MINN.: three-star recruit (Rivals/247 Sports)...point guard...20.5 ppg in junior season at Edina HS...All-Metro second team by Minneapolis Star...offers from Washington St., Gonzaga, Xavier and Drake.

JOHNSON TRANSFERS TO LIONS

JOHN JOHNSON • 6-1 • PHILADELPHIA, PA.: played in all 39 games, starting two, at the University of Pittsburgh in 2011-12...three-time PIAA all-state first team and one-time New Jersey All-State Prep team...2,314 points (19.6 ppg) in prep career...No. 69 recruit nationally by Bob Gibbons...will be junior eligible at PSU after playing in an exhibition game at Pittsburgh in 2012-13.

LIONS WELCOME TRANSFER JOHNSON: University of Pittsburgh transfer guard John Johnson (6-1, Philadelphia, Pa.) arrived on campus on Dec. 21 and began practice with the team. A sophomore, he will be eligible to begin competing next December at the end of the 2013 fall semester. A three-time PIAA first team pick as well as a New Jersey All-state prep selection, Johnson scored 2,314 points in his prep career and was ranked the No. 69 recruit in the nation by Bob Gibbons. He played in all 39 games, starting two, in his freshman season at Pittsburgh, posting 4.2 ppg and shooting 38.4% from three. He is the fourth player from the Philadelphia area Patrick Chambers has added to the roster.

117 YEARS OF HOOPS: Penn State embarked on its 117th season of playing basketball in the 2012-13 campaign, having begun play in 1897. Penn State has made 12 post-season appearances in the last 24 years (4 NCAA, 8 NIT) and a total of 19 (9 NCAA, 10 NIT) overall. Since 2009, Penn State has won the program's first national tournament title (2009 NIT), made the program's first appearance in the Big Ten Tournament Championship game (2011) and played in the NCAA Tournament (2011).

NOTING
 THE JORDAN CENTER

RECORD IN BJC: 172-105 (18th Season) (62%) (277 games)

OPENED: January 11, 1996 vs. Minnesota (W, 76-51)

CAPACITY: 15,261

MOST CONTESTS IN A SEASON: 20 (2008-09)

100TH WIN: 56-55 over Hartford, Dec. 6, 2006

LONGEST WIN STREAK: 14; Jan. 11, 1996-Dec. 27, 1996

SEASON HOME WINS RECORD: 17-3 (2008-09)

SEASON BEST START: 8-0, 2007-08 & 1996

TOP SEASON WIN MARKS: 17-3 (2008-09); 13-4 (2007-08);

13-4 (1999-2000); 13-5 (2010-11); 12-2 (1997-98);

TOP SEASON WIN PERCENTAGES: 100.0, 8-0 (1996);

.862, 17-3 (2008-09); .857, 12-2 (1997-98);

TOP 10 CROWDS:

1. 15,472 vs. Purdue, 2/1/1997

2. 15,464 vs. Indiana, 1/26/1997

3. 15,455 vs. Ohio State, 3/1/1999

4. 15,435 vs. Ohio State, 2/27/1999

5. 15,420 vs. Indiana, 1/8/2000

6. 15,403 vs. No. 1 Ohio State 3/1/2011

7. 15,389 vs. Northwestern, 2/15/1997

8. 15,377 vs. Michigan State, 2/24/2001

9. 15,355 vs. Indiana, 1/31/1999

10. 15,232 vs. Indiana, 2/3/2001

TOP 2012-13 CROWD: 9,386 vs. Indiana 1/7/13

TOP 2011-12 CROWD: 13,103 vs. Nebraska, 2/11

TOP 2010-11 CROWD: 15,403 vs. No. 1 Ohio State, 3/1

TOP 2009-10 CROWD: 14,017 vs. Michigan State, 2/13

TOP 2008-09 CROWD: 15,035 vs. Indiana, 2/28

TOP 2007-08 CROWD: 11,159 vs. Michigan State, 2/2

**HIGHS & LOWS UNDER CHAMBERS****PENN STATE**

TEAM GAME HIGHS			TEAM GAME LOWS			INDIVIDUAL GAME HIGHS		
POINTS	84	DUQUESNE (12/29/12)	42	@ Purdue (1/13/13)	30	Frazier, Tim at Nebraska (1/11/12)		
-- IN HALF	47 (2nd)	MICHIGAN ST (1/16/13)	10 (1st)	at Saint Joseph's (11/26/11)				
FIELD GOALS MADE	29	vs. Army (12/8/12)	15	@ Purdue (1/13/13)	10	3X, Marshall, Jermaine vs MICHIGAN (3/4/12)		
FIELD GOAL ATTS	71	at Saint Joseph's (11/26/11)	42	vs. PENN (12/1/12)	24	Frazier, Tim vs Indiana (B1G) (3/8/12)		
FIELD GOAL %	.565 (26-46)	YOUNGSTOWN ST. (11/23/11)	.259 (15-58)	@ Purdue (1/13/13)	1.000 (7-7)	Borovnjak, Sasa vs MISSISSIPPI (12/4/11)		
3 PT FG MADE	11	YOUNGSTOWN ST. (11/23/11)	2	2X last @ Indiana (1/23/13)	7	Oliver, Billy vs PURDUE (1/5/12)		
3 PT FG ATTEMPTS	29	at Iowa (2/4/12)	8	@ Wisconsin (1/3/13)	12	Marshall, Jermaine vs. Providence (11/16/12)		
3 PT FG %	.500 (11-22)	YOUNGSTOWN ST. (11/23/11)	.125 (3-24)	2X, last vs. St. Francis (11/9/12)	1.000 (3-3)	Woodyard, Cammeron vs CORNELL(12/21/11)		
FT MADE	28	vs. St. Francis (11/9/12)	0	@ Wisconsin (1/3/13)	17	Frazier, Tim vs SAINT FRANCIS (11/9/12)		
FT ATTEMPTS	36	DUQUESNE (12/29/12)	1	@ Wisconsin (1/3/13)	18	Frazier, Tim vs SAINT FRANCIS (11/9/12)		
FT %	.875 (28-32)	vs. St. Francis (11/9/12)	.286 (2-7)	at Saint Joseph's (11/26/11)	1.000 (9-9)	Frazier, Tim at Nebraska (1/11/12)		
REBOUNDS	50	DUQUESNE (12/29/12)	17	at Purdue (2/29/12)	.944 (17-18)	Frazier, Tim vs. St. Francis (11/9/12)		
ASSISTS	17	LONG ISLAND (11/16/11)	4	vs. N.C. State (11/15/12)	13	Travis, Ross vs. BOSTON COLL (11/28/12)		
STEALS	15	HARTFORD (11/12/11)	1	2X, DUQUESNE (12/29/12)	11	Frazier, Tim vs YOUNGSTOWN St. (11/23/11)		
BLOCKED SHOTS	8	vs Indiana (B1G) (3/8/12)	0	3X, last at La Salle (12/5/12)	6	Frazier, Tim at Nebraska (1/11/12)		
TURNOVERS	23	at Duquesne (12/10/11)	5	at Wisconsin (2/19/12)	3	4X, Jon Graham vs PENN (12/1/12)		
FOULS	29	2X last @ Indiana (1/23/13)	11	YOUNGSTOWN ST. (11/23/11)	7	Frazier, Tim at Boston College (11-30-11)		

OPPONENT

TEAM GAME HIGHS			TEAM GAME LOWS			INDIVIDUAL GAME HIGHS		
POINTS	88	INDIANA (1/8/12)	43	MOUNT ST. MARY'S (12/18/11)	29	Duren, Tyreek at La Salle (12/5/12)		
-- IN HALF	53 (2nd)	vs. Akron (11/18/12)	14 (1st)	vs. NEW HAMPSHIRE (12/23/12)	29	Shields, Shavon vs. Nebraska (1/19/13)		
FIELD GOALS MADE	28	KENTUCKY (11/19/11)	12	NEW HAMPSHIRE (12/23/12)	11	Hardaway, Jr., Tim at Michigan (12/29/11)		
FIELD GOAL ATTS	61	YOUNGSTOWN St. (11/23/11)	38	MINNESOTA (1/15/12)	19	Casey Walker, Delaware State (12/15/12)		
FIELD GOAL %	.595 (25-42)	MICHIGAN (3/4/12)	.226 (12-53)	NEW HAMPSHIRE (12/23/12)	.909 (10-11)	Shields, Shavon vs. Nebraska (1/19/13)		
3 PT FG MADE	16	2X, last at La Salle (12/5/12)	3	MOUNT ST. MARY'S (12/18/11)	7	2X, Hulls, Jordan vs INDIANA (1/8/12)		
3 PT FG ATTEMPTS	31	2X, last DUQUESNE (12/29/12)	8	@ Purdue (1/13/13)	13	Casey Walker, DELAWARE ST (12/15/12)		
3 PT FG %	.667 (16-24)	INDIANA (1/8/12)	.176 (3-17)	MOUNT ST. MARY'S (12/18/11)	1.000 (3-3)	2X, Teague, Marquis vs KENTUCKY (11/19/11)		
FT MADE	33**	MINNESOTA (1/15/12)	5	RADFORD (11/14/11)	.777 (7-9)	Hulls, Jordan vs INDIANA (1/8/12)		
FT ATTEMPTS	44	MINNESOTA (1/15/12)	8	RADFORD (11/14/11)	15	Hanlan, Olivier vs. BOSTON COLL (11/28/12)		
FT %	1.000 (16-16)	NEBRASKA (1/19/13)	.476 (10-21)	@ Purdue (1/13/13)	1.000 (10-10)	Hanlan, Olivier vs. BOSTON COLL (11/28/12)		
REBOUNDS	45	2X, last vs. Indiana (B1G) (3/8/12)	21	NEBRASKA (2/11/12)	13	Watford, Christian vs INDIANA(B1G)(3/8)		
ASSISTS	21	at Purdue (2/29/12)	4	SOUTH FLORIDA (11/20/11)	9	Sullinger, Jared at Ohio State (1/25/12)		
STEALS	11	at Duquesne (12/10/11)	2	at Saint Joseph's (11/26/11)	5	Delaney, Rob vs LAFAYETTE (12/07/11)		
BLOCKED SHOTS	12	at Saint Joseph's (11/26/11)	1	2X, NEW HAMPSHIRE (12/23/12)	6	Holloway, Murphy vs MISSISSIPPI (12/4/11)		
TURNOVERS	26	HARTFORD (11/12/11)	4	at La Salle (12/5/12)	7	Marshall, Zeke vs. Akron (11/18/12)		
FOULS	29	CORNELL (12/21/11)	7	@ Wisconsin (1/3/13)		Josh Fortune, Providence (11/16/12)		



2012-13 SEASON HIGHS & LOWS

PENN STATE

TEAM GAME HIGHS		TEAM GAME LOWS		INDIVIDUAL GAME HIGHS	
POINTS	84 DUQUESNE (12/29/12)	42	@ Purdue (1/13/13)	29	Jermaine Marshall vs. MICHIGAN ST (1/16/13)
-- IN A HALF	47 (2nd) MICHIGAN ST (1/16/13)	14 (1st)	vs. Providence (11/16/12)		
FIELD GOALS MADE	29 ARMY (12/8/12)	15	@ Purdue (1/13/13)	10	Jermaine Marshall vs. MICHIGAN ST (1/16/13)
FIELD GOAL ATTS	60 vs. IU (1/7) & N.C. State (11/16)	45	PENN (12/1/12)	20	Tim Frazier vs. N.C. State (11/16/12)
FIELD GOAL %	.509 (29-57) ARMY (12/8/12)	.259 (15-58)	@ Purdue (1/13/13)	.777 (7-9)	Sasa Borovnjak vs. DUQUESNE (12/29/12)
-- IN A HALF	.654 (17-26) BUCKNELL (11/23/12) (2nd)	.161 (5-31) (1st)	BUCKNELL (11/23/12)		
3 PT FG MADE	8 DUQUESNE (12/29/12)	2	@ Indiana (1/23/13)	5	Nick Colella vs. DUQUESNE (12/29/12)
3 PT FG ATTEMPTS	24 ST FRANCIS (11/9/12)	8	@ Wisconsin (1/3/13)	12	Jermaine Marshall vs. Providence (11/16/12)
3 PT FG %	.400 (8-20) DUQUESNE (12/29/12)	.125 (3-24)	ST FRANCIS (11/9/12)	.714 (5-7)	Nick Colella vs. DUQUESNE (12/29/12)
FT MADE	28 vs. ST FRANCIS (11/9/12)	0	@ Wisconsin (1/3/13)	17	Frazier, Tim vs SAINT FRANCIS (11/9/12)
FT ATTEMPTS	36 DUQUESNE (12/29/12)	1	@ Wisconsin (1/3/13)	18	Frazier, Tim vs SAINT FRANCIS (11/9/12)
FT %	.875 (28-32) vs. St. Francis (11/9/12)	.000 (0-1)	@ Wisconsin (1/3/13)	.944 (17-18)	Frazier, Tim vs. St. Francis (11/9/12)
REBOUNDS	50 DUQUESNE (12/29/12)	29	Akron (11/18/12)	13	Travis, Ross vs. BOSTON COLL (11/28/12)
ASSISTS	15 DELAWARE ST (12/15/12)	4	N.C. State (11/16/12)	7	2X last D.J. Newbill vs. BUCKNELL (11/23/12)
STEALS	11 vs. Providence (11/16/12)	1	DUQUESNE (12/29/12)	5	Marshall, Jermaine vs. UNH (12/23/12)
BLOCKED SHOTS	7 @ Indiana (1/23/13)	0	at La Salle (12/5/12)	3	Jon Graham vs PENN (12/1/12)
TURNOVERS	19 vs. Indiana (1/7/13)	8	2X, MICHIGAN ST (1/16/13)	8	D.J. Newbill @ Indiana (1/23/13)
FOULS	29 @ Indiana (1/23/13)	17	NEBRASKA (1/19/13)		

OPPONENT

TEAM GAME HIGHS		TEAM GAME LOWS		INDIVIDUAL GAME HIGHS	
POINTS	85 vs. Akron (11/18/12)	45	NEW HAMPSHIRE (12/23/12)	29	Tyreek Duren, La Salle (12/5/12)
-- IN A HALF	53 (2nd) vs. Akron (11/18/12)	14 (1st)	vs. NEW HAMPSHIRE (12/23/12)	29	Shields, Shavon vs. Nebraska (1/19/13)
FIELD GOALS MADE	27 vs. Akron (11/18/12)	12	NEW HAMPSHIRE (12/23/12)	10	Shields, Shavon vs. Nebraska (1/19/13)
FIELD GOAL ATTS	60 DELAWARE ST (12/15/12)	41	BUCKNELL (11/23/12)	19	Casey Walker, Delaware State (12/15/12)
FIELD GOAL %	.563 (27-48) vs. Akron (11/18/12)	.226 (12-53)	NEW HAMPSHIRE (12/23/12)	.909 (10-11)	Shields, Shavon vs. Nebraska (1/19/13)
3 PT FG MADE	16 La Salle (12/5/12)	3	@ Wisconsin (1/3/13)	5	Casey Walker, Delaware State (12/15/12)
3 PT FG ATTEMPTS	31 2X, DUQUESNE (12/29/12)	8	@ Purdue (1/13/13)	13	Casey Walker, Delaware State (12/15/12)
3 PT FG %	.550 (11-20) @ Indiana (1/23/13)	.176 (3-17)	@ Wisconsin (1/3/13)	1.000 (3-3)	Rodney Purvis, N.C. State (11/16/12)
FT MADE	27 B.C. (11/28/12)	6	PENN (12/1/12)	15	Olivier Hanlan, Boston College (11/28/12)
FT ATTEMPTS	37 @ Indiana (1/23/13)	10	PENN (12/1/12)	19	Hanlan, Olivier vs. BOSTON COLL (11/28/12)
FT %	.1000 (16-16) NEBRASKA (1/19/13)	.476 (10-21)	@ Purdue (1/13/13)	1.000 (8-8)	Shields, Shavon vs. Nebraska (1/19/13)
REBOUNDS	42 @ Purdue (1/13/13)	22	ST FRANCIS (11/9/12)	12	Mike Muscala, Bucknell (11/23/12)
ASSISTS	17 MICHIGAN ST (1/16/13)	6	Providence (11/16/12)	6	Albert Thomas, Delaware State (12/15/12)
STEALS	8 5X last @ Indiana (1/23/13)	3	2X Last UNH (12/23/12)	4	Talley, Dylan vs Nebraska (1/19/13)
BLOCKED SHOTS	9 Akron (11/18/12)	1	4X last UNH (12/23/12)	6	Cody Zeller, Indiana (1/7/13)
TURNOVERS	21 Providence (11/16/12)	4	2X, @ Wisconsin (1/3/13)	7	Zeke Marshall, Akron (11/18/12)
FOULS	28 DUQUESNE (12/29/12)	7	@ Wisconsin (1/3/13)		Josh Fortune, Providence (11/16/12)

**Big Ten opponent record



2012-13 PENN STATE RESULTS

DATE	RANK	RANK	W/L	SCORE	RECORD	PSU HIGH SCORER	OPP HIGH SCORER	HIGH REBS	HIGH ASST	ATTENDANCE
11/9			W	65-68	1-0	Frazier (23)	Jackson (19)	Travis (10)	Frazier (6)	7,329
11/15		6/6	L	72-55	1-1	Frazier (23)	Warren (22)	Graham (10)	Frazier (2)	4,224
11/16			W	55-52	2-1	Frazier (19)	Batts (17)	Frazier (9)	Frazier (7)	4,224
11/18			L	80-65	2-2	Newbill (20)	Marshall (17)	Travis (10)	Newbill (5)	4,224
11/23			W	60-57	3-2	Marshall (17)	Johnson (18)	Travis (8)	Newbill (7)	7,713
11/28			L	73-61	3-3	Marshall (25)	Hanlan (22)	Travis (13)	Newbill (3)	6,889
12/1			W	58-47	4-3	Marshall (18)	Hicks (10)	Travis (8)	Newbill (5)	7,806
12/5			L	57-82	4-4	Marshall (19)	Duren (29)	Travis (9)	Newbill (5)	4,382
12/8			W	78-70	5-4	Newbill (19)	Ellis (23)	Travis (10)	Newbill (5)	7,247
12/15			W	80-76	6-4	Newbill (22)	Walker (24)	Borovnjak (8)	Newbill & Marshall (5)	5,751
12/23			W	72-45	7-4	Marshall (15)	Myrick & Morris (9)	Travis & Newbill (6)	three with (3)	7,852
12/29			W	84-74	8-4	Newbill (23)	Johnson (19)	Newbill (12)	Newbill (5)	5,521
1/3			L	51-60	8-5	Marshall (19)	Three with (13)	Travis (11)	Newbill (4)	16,156
1/7		5/5	L	51-74	8-6	Travis (14)	Watford (16)	Marshall (7)	three with (3)	9,386
1/10			L	54-70	8-7	Newbill (20)	Sobolewski (18)	Travis (9)	Newbill (3)	6,479
1/13			L	42-60	8-8	Taylor (11)	R. Johnson (13)	Travis (8)	Newbill (4)	13,222
1/16		18/18	L	72-81	8-9	Marshall (29)	Payne (20)	Marshall (10)	Newbill (6)	6,585
1/19			L	64-68	8-10	Marshall (18)	Shields (29)	Newbill (7)	Newbill (6)	9,883
1/23		7/8	L	49-72	8-11	Newbill (18)	Oladipo (19)	Newbill (7)	Marshall (2)	17,472

DOUBLE-FIGURES

POINTS	12-13	CAREER	CONSECUTIVE
Frazier	3	43	-
Marshall	15	36	3
Newbill	16	29	3
Travis	5	10	-
Taylor	5	6	-
Borovnjak	3	5	-
Colella	1	3	-
Graham	-	2	-
REBOUNDS	12-13	CAREER	
Newbill	1	7	-
Travis	4	4	-
Frazier	-	3	-
Graham	1	2	-
Marshall	1	1	-
ASSISTS	12-13	CAREER	
Frazier	-	3	-

DOUBLE-DOUBLES

	12-13	CAREER	CONSECUTIVE
Frazier	-	5	-
Last: 23 pts, 10 rebs. vs. NEBRASKA (2/11/12)			
Newbill	1	7	-
Last: 23 pts, 12 rebs vs. DUQUESNE (12/29/12)			
Travis	2	2	-
Last: 14 pts, 10 rebs vs. Army (12/8/12)			

20-POINT GAMES

	12-13	CAREER	CONSECUTIVE
Frazier	2	20	-
Last: 23 pts. vs. N.C. State (11/15/12)			
Marshall	2	6	-
Last: 29 pts vs. MICHIGAN ST (1/16/13)			
Newbill	6	7	-
Last: 27 pts vs. MICHIGAN ST (1/16/13)			

30-POINT GAMES

	12-13	CAREER	CONSECUTIVE
Frazier	-	1	-

2012-13 RECORD

	OVERALL	HOME	AWAY	NEUTRAL
ALL GAMES	8-11	7-5	0-4	1-2
CONFERENCE	0-7	0-4	0-3	-
NON-CON	8-4	7-1	0-1	1-2
TOURNAMENT	1-2			1-2

SCORE BY PERIODS

	1ST	2ND	OT	20T	TOTAL
PENN STATE	519	626	23		1168
OPPONENTS	546	714	16		1276

MARGINS OF VICTORY

1	2	3	4	5	6	7	8	9	10	11	12	13	14	15+
2	1				1	1	1	1						1

LARGEST: 27 vs. New Hampshire (12/23)

MARGINS OF DEFEAT

1	2	3	4	5	6	7	8	9	10	11	12	13	14	15+
-	1					2			1					7

LARGEST: 25, 2X at La Salle (12/5/12) & vs. Akron (11/18/12)

LARGEST NON-CON LEAD: 34 (2nd) vs. UNH
LARGEST NON-CON DEFICIT: 28 (2nd) vs. Akron
LARGEST BIG TEN LEAD: 7 (1st) vs. Nebraska
LARGEST BIG TEN DEFICIT: 25 (2nd) @ Indiana
LARGEST DEFICIT OVERCOME TO WIN: 10 (2nd) vs. Providence
LARGEST BIG TEN DEFICIT OVERCOME TO WIN: -

2012-13 ATTENDANCE

	G	TOTAL	HIGH	AVERAGE
HOME	12	87,721	9,883	7,310
NEUTRAL	3	12,672	4,224	4,224
AWAY	4	51,232	17,472	12,808
TOTAL	19	151,625	17,472	7,980

LED PENN STATE IN:

POINTS	11-12	12-13	CAREER
Frazier	25	3	31
Marshall	3	8	9
Newbill		6	6
Travis		1	1
Taylor		1	1
REBOUNDS	11-12	12-13	CAREER
Travis	8	11	19
Frazier	7	1	16
Marshall	7	2	9
Graham	7	1	7
Newbill		4	4
Borovnjak	2	1	3
ASSISTS	11-12	12-13	CAREER
Frazier	32	3	70
Newbill		15	15
Marshall	2	4	6
Colella	1	2	3
Travis	2		2
Borovnjak	1		1
STEALS	11-12	12-13	CAREER
Frazier	21	3	48
Marshall	7	7	19
Newbill		7	7
Travis	5	1	6
Colella	2	2	5
Borovnjak	2	2	4
Graham	3		3
Taylor		3	3
BLOCKS	11-12	12-13	CAREER
Graham	10	9	18
Marshall	8	5	13
Borovnjak	5	3	8
Frazier	4		7
Travis	3	3	6
Taylor		4	4
Colella	1		1
Newbill		1	1
Jack		1	1



2012-13 GAME-BY-GAME STATISTICS

OPPONENT	DATE	TOTAL		3-POINT				REBOUNDS				PF	ASST	TO	BLK	STL	POINTS
		SCORE	W/L	FG-FGA	PCT	FG-FGA	PCT	FT-FTA	PCT	OFF-DEF	TOTAL						
PENN STATE	11/9	65	W	17-47	.362	3-24	.125	28-32	.875	13-25	38	23	8	17	3	6	65
ST. FRANCIS		58		21-45	.467	7-19	.368	9-14	.643	2-20	22	23	8	16	1	4	58
PENN STATE	11/15	55	L	19-60	.317	3-19	.158	14-17	.824	14-22	36	18	4	13	1	8	55
vs. N.C. State		72		26-52	.500	8-16	.500	12-18	.667	7-29	36	16	12	14	1	8	72
PENN STATE	11/16	55	W	20-53	.377	4-21	.190	11-19	.579	16-19	35	21	10	16	3	11	55
vs. Providence		52 OT		15-45	.333	5-16	.313	17-24	.708	14-21	35	19	6	21	1	8	52
PENN STATE	11/18	60	L	20-55	.364	7-21	.333	13-20	.650	15-14	29	24	8	13	1	5	60
vs. Akron		85		27-48	.563	8-16	.500	23-31	.742	10-25	35	21	14	10	9	7	85
PENN STATE	11/23	60	W	22-57	.386	7-19	.368	9-20	.450	14-24	38	19	9	8	3	8	60
BUCKNELL		57		16-41	.390	5-18	.278	20-25	.800	3-28	31	19	7	13	5	3	57
PENN STATE	11/28	61	L	19-53	.358	6-20	.300	17-25	.680	9-24	33	26	6	13	5	6	61
BOSTON COLLEGE		73		19-45	.422	8-18	.444	27-36	.750	8-30	38	22	13	12	3	8	73
PENN STATE	12/1	58	W	18-45	.400	5-16	.313	17-23	.739	10-25	35	19	8	13	4	6	58
PENN		47		18-49	.367	5-22	.227	6-10	.600	11-19	30	26	12	15	2	5	47
PENN STATE	12/5	57	L	22-50	.440	3-12	.250	10-17	.588	11-25	36	21	11	11	0	2	57
@La Salle		82		24-49	.490	16-31	.516	18-24	.750	5-22	27	17	16	4	2	5	82
PENN STATE	12/8	78	W	29-57	.509	7-19	.368	13-20	.650	11-30	41	21	13	17	3	7	78
ARMY		70		21-54	.389	10-28	.357	18-24	.750	7-20	27	20	15	15	2	7	70
PENN STATE	12/15	80	W	26-53	.491	7-18	.389	21-31	.677	6-32	38	21	15	11	5	2	80
DELAWARE ST.		76		24-60	.400	10-30	.333	18-24	.750	6-28	34	24	10	8	5	6	76
PENN STATE	12/23	72	W	25-54	.463	7-22	.318	15-22	.682	8-32	40	17	13	7	4	8	72
NEW HAMPSHIRE		45		12-53	.226	5-21	.238	16-20	.800	12-22	34	19	8	15	1	3	45
PENN STATE	12/29	84	W	25-59	.424	8-20	.400	26-36	.722	16-34	50	26	12	15	4	1	84
DUQUESNE		74		22-59	.373	9-31	.290	21-29	.724	6-22	28	28	12	10	4	6	74
PENN STATE	1/3	51	L	24-52	.462	3-8	.375	0-1	.000	9-29	38	23	7	15	2	2	51
@ Wisconsin		60		22-57	.386	3-17	.176	13-26	.500	13-19	32	7	10	4	6	7	60
PENN STATE	1/7	51	L	19-60	.317	5-18	.278	8-11	.727	17-18	35	25	10	19	4	4	51
INDIANA		74		22-42	.524	8-16	.500	22-34	.647	7-26	33	18	14	17	2	10	74
PENN STATE	1/10	54	L	18-57	.316	3-15	.200	15-18	.833	15-22	37	23	7	11		2	54
NORTHWESTERN		70		22-48	.458	9-22	.409	17-26	.654	8-25	33	16	12	7	7	6	70
PENN STATE	1/13	42	L	15-58	.259	3-12	.250	9-12	.750	14-19	33	18	8	14	6	8	42
@ Purdue		70		23-51	.451	4-8	.500	10-21	.476	12-30	42	15	13	14	6	4	60
PENN STATE	1/16	72	L	24-50	.480	5-16	.313	19-27	.704	4-26	30	23	9	8	1	4	72
MICHIGAN STATE		81		26-55	.473	7-17	.412	22-30	.733	7-26	33	18	17	7	3	5	81
PENN STATE	1/19	64	L	22-57	.386	5-20	.250	15-24	.625	14-22	36	17	10	14	3	5	64
NEBRASKA		68		24-51	.471	4-13	.308	16-16	1.000	5-22	27	20	12	11	4	8	68
PENN STATE	1/23	49	L	17-51	.333	2-15	.133	13-18	.722	10-22	32	29	5	18	7	7	49
@Indiana		72		20-44	.455	11-20	.550	21-37	.568	14-25	39	19	14	18	4	8	72



#1 • AKOSA MADUEGBUNAM

Fr. • GUARD • 6-1 • 200
 BOSTON, MASS. • CHARLESTOWN HS/WINCHENDON SCHOOL
 UNDECIDED



NOTABLE/CAREER HIGHLIGHTS

- Name pronounced: ugh-COE-sa MAD-a-WAY-boo-nam
- Owns a team-best 35-inch vertical
- Parents immigrated to the United States from Nigeria in 1987
- O

2012-13 SEASON HIGHLIGHTS

- Saw the first action of his career with six minutes vs. Akron in the Puerto Rico Tip-Off.
- Scored his first career points with a jumper vs. Delaware State on Dec. 15.
- Played a season high 18 minutes at Purdue making one field goal.

CAREER HIGHS

POINTS:	2, 3X
	@ Purdue (1/13/13)
REBOUNDS:	2, 2X
	vs. Duquesne (12/29/12)
ASSISTS:	1
	vs. Delaware State (12/15/12)
STEALS:	-
	-
BLOCKS:	-
	-
MINUTES:	18
	@ Purdue (1/13/13)
FIELD GOALS:	1, 2X
	@ Purdue (1/13/13)
FG ATTEMPTS:	4
	@ Purdue (1/13/13)
FG PERCENTAGE:	-
	-
3-POINTERS:	-
	-
3PT ATTEMPTS:	2, 2X
	@ Purdue (1/13/13)
3PT PERCENTAGE:	-
	-
FREE THROWS:	2
	vs. Duquesne (12/29/12)
FT ATTEMPTS:	2, 2X
	vs. Duquesne (12/29/12)
FT PERCENTAGE:	-
	-

2012-13 GAME-BY-GAME

OPPONENT	DATE	GS	MIN	TOTAL		3-POINT		FREE THROWS		REBOUNDS		PF	A	TO	BLK	STL	PTS
				FG-FGA	PCT	FG-FGA	PCT	FT-FTA	PCT	O-D	TOTAL						
ST. FRANCIS	11/9		DNP														
vs. N.C. State	11/15		DNP														
vs. Providence	11/16		DNP														
vs. Akron	11/18	6	0-0	.000	0-0	.000	0-0	.000	0-0	0	0	0	0	0	0	0	0
BC	11/28	1	0-1	.000	0-1	.000	0-0	.000	0-0	0	0	0	0	0	0	0	0
PENN	12/1	5	0-0	.000	0-0	.000	0-0	.000	0-0	0	0	0	0	0	0	0	0
@La Salle	12/5	3	0-1	.000	0-1	.000	0-0	.000	1-0	1	0	0	0	0	0	0	0
ARMY	12/8	1	0-0	.000	0-0	.000	0-0	.000	0-0	0	0	0	0	0	0	0	0
DELAWARE ST	12/15	4	1-2	.500	0-1	.000	0-2	.000	0-2	2	1	1	0	0	0	0	2
UNH	12/23	4	0-2	.000	0-2	.000	0-0	.000	0-0	0	0	0	0	0	0	0	0
DUQUESNE	12/29	1	0-0	.000	0-0	.000	0-0	.000	2-2	1.000	1-1	2	0	0	0	0	2
@Wisconsin			DNP														
INDIANA	1/7		DNP														
NWESTERN	1/10	1	0-0	.000	0-0	.000	0-0	.000	0-1	1	0	1	0	0	0	0	0
@ Purdue	1/13	18	1-4	.250	0-2	.000	0-0	.000	0-1	1	2	0	0	0	0	0	2
MICHIGAN ST	1/16		DNP														
NEBRASKA	1/19		DNP														
@ Indiana	1/23	1	0-0	.000	0-0	.000	0-0	.000	0-0	0	0	0	0	0	0	0	0

PERSONAL FILE

BIRTHDAY: Nov. 29, 1992
FAMILY: Gina (mother), Judy (sister),
 Duby (brother), Ofili (father) passed
 away in 2002

CAREER STATISTICS

Season	gp-gs	min/avg	Total		3-Point		F-Throws		Rebounds				Scoring							
			fg-fga	pct	fg-fga	pct	ft-fta	pct	off	def	tot	avg	pf	fo	ast	to	blk	stl	pts	avg
2012-13	11-0	45/4.1	2-10	.200	0-7	.000	2-4	.500	2	5	7	0.6	3	0	2	0	0	0	6	0.5
TOTAL	11-0	45/4.1	2-10	.200	0-7	.000	2-4	.500	2	5	7	0.6	3	0	2	0	0	0	6	0.5



#2 • D.J. NEWBILL

RS-So. • GUARD • 6-4 • 205

PHILADELPHIA, PA. • STRAWBERRY MANSION HS • SOUTHERN MISSISSIPPI UNDECIDED



CAREER HIGHS

POINTS:	27
	vs. Michigan State (1/16/13)
REBOUNDS:	16
	vs. UTEP (2/16/11)*
ASSISTS:	7
	vs. Bucknell (11/23/12)
STEALS:	4, 2X
	Last vs. Indiana (1/23/13)
BLOCKS:	2
	vs. St. Louis (12/23/10)*
MINUTES:	40, 2X
	last at La Salle (12/5/12)
FIELD GOALS:	8, 3X
	vs. Michigan State (1/16/13)
FG ATTEMPTS:	19
	vs. Northwestern (1/10/13)
FG PERCENTAGE:	.875 (7-8)
	vs. UCF (1/15/11)*
3-POINTERS:	2, 2X
	last vs. BC (11/28/12)
3PT ATTEMPTS:	7
	vs. St. Francis (11/9/12)
3PT PERCENTAGE:	1.000 (2-2)
	vs. Spring Hill (11/27/10)*
FREE THROWS:	12
	vs. Duquesne (12/29/12)
FT ATTEMPTS:	16
	vs. Duquesne (12/29/12)
FT PERCENTAGE:	1.000 (5-5)
	vs. Alcorn State (12/1/10)
	.900 (9-10)
	vs. St. Francis (11/9/12)

* At Southern Mississippi

PERSONAL FILE

BIRTHDAY: May 22, 1992
FAMILY: Towanda Roach (mother),
 passed away Sept. 15, 2012;
 Dominic (brother), Dante (brother),

NOTABLE/CAREER HIGHLIGHTS

- Earned No. 4 spot on ESPN Sportscenter's plays of the day with a drive and monstrous slam over 6-10 Wisconsin center Jared Berggren (1/3).
- Logged first career 20-point game (20) in a loss to Akron in the Puerto Rico Tip-Off. Now has five on the season.
- Sat out last season after transferring from Southern Miss.
- Cut weight from 225 to 205 for 2012-13 season.
- A 2011 Conference USA All-Freshman Team selection at Southern Miss.
- Started all 32 games as a freshman at Southern Miss, ranked third on the team in scoring (9.2) and second in rebounding (6.2) on team that went 22-10. Shot 53.5%, recorded six double-doubles and led team in rebounding 11 times.
- Posted 15 points and 16 rebounds in win over UTEP.

2012-13 SEASON HIGHLIGHTS

- Hit 9-of-10 at the foul line for 16 points and added seven rebounds in his Penn State debut vs. St. Francis (11/9/12)
- Scored 20 points and led Penn State with 5 assists while adding six boards while running the point for most of the game in place of an injured Tim Frazier in the Lions loss to Akron.
- Made his first start at point guard vs. Bucknell and posted a career high seven assists to go with 10 points and seven rebounds in 37 minutes.
- Scored a career-high 22 points on 2-of-3 from three and 8-of-11 from the foul line in a loss to Boston College.
- Scored 22 points, including a pair of late layups, one the game winning points, and added five assists and five rebounds in a win over Delaware State.
- Scored a career high 23 points on a career best 12-of-16 at the foul line and added 12 rebounds and five assists for his first double-double at Penn State leading the Lions over Duquesne.
- Had two monstrous dunks and posted 12 points and eight rebounds in a loss at Wisconsin.
- Led Penn State with 20 points vs. Northwestern
- Scored a career high 27 points and had a team-best six assists in a loss to Michigan State. Hit 8-of-12 (66%) from the floor.
- Led Penn State with 18 points, seven rebounds and a career high tying four steals in a loss at No. 7 Indiana.
- --

2012-13 GAME-BY-GAME

OPPONENT	DATE	GS	TOTAL			3-POINT		FREE THROWS		REBOUNDS			PF	A	TO	BLK	STL	PTS
			FG	FGA	PCT	FG	FGA	PCT	FT	FTA	PCT	O-D						
ST. FRANCIS	11/9	*	35	3-10	.300	1-7	.142	9-10	.900	2-5	7	2	1	4	0	1	16	
vs. N.C. State	11/15	*	36	6-12	.500	1-3	.333	0-1	.000	2-1	3	3	1	5	0	2	13	
vs. Providence	11/16	*	35	3-5	.600	0-1	.000	3-3	1.000	2-4	6	3	3	4	0	0	9	
vs. Akron	11/18	*	34	8-17	.470	1-3	.333	3-7	.428	3-3	6	4	5	3	0	2	20	
BUCKNELL	11/23	*	37	5-18	.278	0-2	.000	0-4	.000	2-5	7	1	7	4	1	0	10	
BC	11/28	*	36	6-13	.462	2-3	.667	8-11	.727	0-5	5	5	3	6	0	1	22	
PENN	12/1	*	31	5-10	.500	0-1	.000	3-5	.600	1-4	4	3	4	2	0	4	13	
@La Salle	12/5	*	40	5-13	.385	0-1	.000	2-6	.333	1-5	6	2	5	2	0	0	12	
ARMY	12/8	*	35	7-15	.467	0-2	.000	5-7	.714	2-4	6	2	5	4	0	1	19	
DELAWARE ST	12/15	*	34	8-13	.615	1-2	.500	5-6	.833	1-4	5	4	5	3	0	0	22	
UNH	12/23	*	34	2-6	.333	0-2	.000	6-10	.600	1-5	6	2	3	2	1	0	10	
DUQUESNE	12/29	*	39	5-14	.357	1-2	.500	12-16	.750	3-9	12	2	5	4	0	0	23	
@ Wisconsin	1/3	*	34	6-15	.400	0-0	.000	0-0	.000	2-6	8	5	4	5	0	1	12	
INDIANA	1/7	*	38	3-15	.200	0-3	.000	2-3	.667	2-4	6	2	3	5	0	2	8	
NWERN	1/10	*	36	6-19	.316	0-3	.000	8-9	.889	3-1	4	4	3	2	0	1	20	
@Purdue	1/13	*	36	3-12	.250	0-0	.000	3-4	.750	2-4	6	2	4	2	1	0	9	
MICHIGAN ST	1/16	*	37	8-12	.667	0-1	.000	11-15	.733	0-2	2	1	6	3	0	1	27	
NEBRASKA	1/19	*	33	3-11	.273	0-3	.000	5-9	.556	2-5	7	3	6	6	1	1	11	
@ Indiana	1/23	*	39	7-17	.412	0-2	.000	4-6	.667	1-6	7	1	1	8	1	4	18	

CAREER STATISTICS

Season	gp-gs	min/avg	fg-fga	pct	fg-fga	pct	ft-fta	pct	off	def	tot	avg	pf	fo	ast	to	blk	stl	pts	avg
2010-11*	32-32	977/30.5	100-187	.535	6-14	.429	87-126	.690	97	102	199	6.2	89	2	52	60	3	24	293	9.2
2012-13	19-19	680/35.8	99-247	.401	7-41	.171	89-132	.674	32	82	114	6.0	51	2	74	74	5	21	294	15.5
TOTAL	19-19	680/35.8	99-247	.401	7-41	.171	89-132	.674	32	82	114	6.0	51	2	74	74	5	21	294	15.5
All*	51-51	1657/32.5	199-434	.459	13-55	.236	176-258	.682	129	184	313	6.1	140	4	126	134	8	45	587	11.5

* Statistics from prior team/school



#5 • DONOVON JACK

Fr. • FORWARD • 6-9 • 205
READING, PA. • BERKS CATHOLIC
UNDECIDED

CAREER HIGHS

POINTS: 8
vs. Delaware St. (12/15/12)REBOUNDS: 4
vs. Duquesne (12/29/12)

ASSISTS: -

STEALS: 1
vs. N.C. State (11/15/12)BLOCKS: 1, 3X
Last vs. Indiana (1/23/13)MINUTES: 13
vs. New Hampshire (12/23/12)FIELD GOALS: 4
vs. Delaware St. (12/15/12)FG ATTEMPTS: 5
vs. Delaware St. (12/15/12)FG PERCENTAGE: .800 (4-5)
vs. Delaware St. (12/15/12)3-POINTERS: 1
vs. Indiana (1/7/13)3PT ATTEMPTS: 2
vs. Indiana (1/7/13)

3PT PERCENTAGE: -

FREE THROWS: 2, 2X
vs. Indiana (1/7/13)FT ATTEMPTS: 2, 4X
vs. Indiana (1/7/13)

FT PERCENTAGE: -

PERSONAL FILE

BIRTHDAY: Nov. 18, 1993

FAMILY: Donna (mother), Curt (father),
Connor (brother), Casey (brother),
Delaney (sister)Both his father and mother played
collegiate basketball; Donna at Divi-
sion I Manhattan College and Curt at
Muhlenberg College.

NOTABLE/CAREER HIGHLIGHTS

■ --	■ --
■ --	■ --
■ --	■ --
■ --	■ --
■ --	■ --
■ --	■ --

2012-13 SEASON HIGHLIGHTS

■ Scored his first career points with a three-point play in a loss at La Salle on Dec. 5.

■ Posted eight points on 4-of-5 shooting, including six straight points during one stretch, and added three rebounds and block in a win vs. Delaware State.

■ Scored for the second straight game posting six points and tying a career high with three rebounds and a blocked shot in 13 minutes vs. New Hampshire.

■ --
■ --
■ --

2012-13 GAME-BY-GAME

OPPONENT	DATE	GS	MIN	TOTAL		3-POINT		FREE THROWS		REBOUNDS		PF	A	TO	BLK	STL	PTS
				FG-FGA	PCT	FG-FGA	PCT	FT-FTA	PCT	O-D	TOTAL						
ST. FRANCIS	11/9		DNP														
vs. N.C. State	11/15	6	0-0	.000	0-0	.000	0-0	.000	0-0	0-1	1	1	0	0	0	1	0
vs. Providence	11/16		DNP														
vs. Akron	11/18	2	0-1	.000	0-0	.000	0-0	.000	0-0	0	0	0	0	0	0	0	0
BC	11/28	2	0-0	.000	0-0	.000	0-0	.000	0-0	0	1	0	0	0	0	0	0
PENN	12/1	1	0-0	.000	0-0	.000	0-0	.000	0-0	0	0	0	0	0	0	0	0
@La Salle	12/5	5	1-1	1.000	0-0	.000	1-1	1.000	0-0	0	0	0	0	0	0	0	3
ARMY	12/8	6	0-1	.000	0-0	.000	0-0	.000	0-0	0	1	0	1	0	0	0	0
DELAWARE ST	12/15	12	4-5	.800	0-0	.000	0-2	.000	1-2	3	3	0	0	1	0	0	8
UNH	12/23	13	2-2	1.000	0-0	.000	2-2	1.000	0-3	3	2	0	0	1	0	0	6
DUQUESNE	12/29	9	1-2	.500	0-0	.000	1-2	.500	2-2	4	0	0	1	0	0	0	3
@Wisconsin	1/3	8	0-1	.000	0-0	.000	0-0	.000	0-2	2	2	0	0	0	0	0	0
INDIANA	1/7	8	1-2	.500	1-2	.500	2-2	1.000	1-1	2	2	0	1	0	0	0	5
NWESTERN	1/10	5	0-1	.000	0-0	.000	0-0	.000	1-0	1	0	0	0	0	0	0	0
@Purdue	1/13		DNP														
MICHIGAN ST	1/16		DNP														
NEBRASKA	1/19	3	0-0	.000	0-0	.000	0-0	.000	0-0	0	1	0	1	0	0	0	0
@Indiana	1/23	11	0-3	.000	0-0	.000	0-0	.000	0-0	0	3	0	1	1	0	0	0

CAREER STATISTICS

Season	gp-gs	min/avg	Total		3-Point		F-Throws		Rebounds				Scoring							
			fg-fga	pct	fg-fga	pct	ft-fta	pct	off	def	tot	avg	pf	fo	ast	to	blk	stl	pts	avg
2012-13	14-0	91/6.5	9-19	.474	1-2	.500	6-9	.667	5	11	16	1.1	16	0	0	5	3	2	25	1.8
TOTAL	14-0	91/6.5	9-19	.474	1-2	.500	6-9	.667	5	11	16	1.1	16	0	0	5	3	2	25	1.8



#10 • BRANDON TAYLOR

Fr. • FORWARD • 6-7 • 235
 TABERNACLE, N.J. • TRENTON CATHOLIC
 UNDECIDED



NOTABLE/CAREER HIGHLIGHTS

- Made his first career start vs. Bucknell (11/23) and scored 16 points.
- Led Penn State in scoring for the first time on his career with 11 points in a loss at Purdue.
- --
- --

■ --
■ --
■ --
■ --

2012-13 SEASON HIGHLIGHTS

- Scored his first career points logging two in 11 minutes of action vs. No. 6 N.C. State in Puerto Rico.
- Posted a career high 10 points on 2-of-4 from three and added three rebounds and a block in 22 minutes of a loss to Akron in Puerto Rico.
- Scored 16 points in just 20 minutes of action going 4-of-8 from three in his first career start vs. Bucknell (11/23)
- Scored all 11 of his points in the first half, hitting 3-of-4 from three in the half to help the Lions to a 31-22 halftime lead vs. Penn. Added a career high seven rebounds.
- Scored 14 points on 2-of-4 from three in a victory over Army
- Led Penn State with 11 points, all in the first half, in a loss at Purdue, including a half court three-pointer as the first half clock expired.

CAREER HIGHS

POINTS:	16
	vs. Bucknell (11/23/12)
REBOUNDS:	7
	vs. Penn (12/1/12)
ASSISTS:	1, 5X
	vs. Indiana (1/7/13)
STEALS:	1, 4X
	vs. Michigan State (1/16/13)
BLOCKS:	2
	vs. Delaware State (1/16/13)
MINUTES:	31
	vs. Penn (12/1/12)
FIELD GOALS:	6
	vs. Bucknell (11/23/12)
FG ATTEMPTS:	14
	@ Purdue (1/16/13)
FG PERCENTAGE:	.666 (4-6)
	vs. Akron (11/18/12)
3-POINTERS:	4
	vs. Bucknell (11/23/12)
3PT ATTEMPTS:	8
	vs. Bucknell (11/23/12)
3PT PERCENTAGE:	.500 (4-8)
	vs. Bucknell (11/23/12)
FREE THROWS:	2, 4x
	vs. Duquesne (12/29/12)
FT ATTEMPTS:	2, 6X
	last vs. Indiana (1/7/13)
FT PERCENTAGE:	-

2012-13 GAME-BY-GAME

OPPONENT	DATE	GS	MIN	TOTAL		3-POINT		FREE THROWS		REBOUNDS								
				FG-FGA	PCT	FG-FGA	PCT	FT-FTA	PCT	O-D	TOTAL	PF	A	TO	BLK	STL	PTS	
ST. FRANCIS	11/9		5	0-2	.000	0-1	.000	0-0	.000	1-1	2	1	0	0	0	0	0	0
vs. N.C. State	11/15		11	1-3	.333	0-2	.000	0-0	.000	1-1	2	4	0	0	0	0	2	
vs. Providence	11/16		18	2-3	.666	0-0	.000	0-0	.000	1-1	2	2	0	1	1	0	4	
vs. Akron	11/18		22	4-6	.666	2-4	.500	0-0	.000	1-2	3	3	1	1	1	0	10	
BUCKNELL	11/23	*	20	6-11	.545	4-8	.500	0-0	.000	0-3	3	4	0	1	0	0	16	
BC	11/28	*	23	1-2	.500	0-1	.000	1-2	.500	0-2	2	5	0	1	0	1	3	
PENN	12/1	*	31	3-7	.429	3-6	.500	2-2	1.000	1-6	7	3	0	2	0	0	11	
@ La Salle	12/5	*	15	1-4	.250	1-4	.250	0-0	.000	1-4	5	2	1	2	0	0	3	
ARMY	12/8	*	26	5-10	.500	2-4	.500	2-2	1.000	1-3	4	3	0	1	1	0	14	
DELAWARE ST	12/15	*	33	2-7	.286	1-4	.250	2-2	1.000	0-4	4	1	1	2	2	1	7	
UNH	12/23	*	27	4-9	.444	2-5	.400	0-1	.000	1-4	5	2	1	2	1	0	10	
DUQUESNE	12/29	*	28	2-7	.286	2-6	.333	2-2	1.000	1-3	4	4	0	0	0	1	8	
@ Wisconsin	1/3	*	28	3-6	.500	2-3	.667	0-1	.000	0-2	2	3	0	2	0	0	8	
INDIANA	1/7	*	13	1-4	.250	1-3	.333	1-2	.500	1-1	2	5	1	1	0	0	4	
NWESTERN	1/10	*	20	1-6	.167	0-2	.000	0-0	.000	1-4	5	4	0	3	0	0	2	
@ Purdue	1/13	*	30	4-14	.286	3-7	.429	0-0	.000	4-2	6	2	0	2	1	0	11	
MICHIGAN ST	1/16	*	28	0-6	.000	0-5	.000	0-0	.000	0-5	5	4	0	1	1	1	0	
NEBRASKA	1/19	*	27	4-7	.571	1-3	.333	0-0	.000	2-4	6	2	0	2	0	0	9	
@ Indiana	1/23	*	23	0-6	.000	0-3	.000	0-0	.000	1-2	3	5	0	1	1	0	0	

PERSONAL FILE

BIRTHDAY: Aug. 1, 1994
FAMILY: Audrey (mother), Byron (father), Jayson (brother).
 His cousin, Tiffany Stansbury, was a two-time All-ACC selection at N.C. State. His uncle, Terence Stansbury, played at Temple and three seasons in the NBA.

CAREER STATISTICS

Season	gp-gs	min/avg	Total		3-Point		F-Throws		Rebounds				Scoring							
			fg-fga	pct	fg-fga	pct	ft-fta	pct	off	def	tot	avg	pf	fo	ast	to	blk	stl	pts	avg
2012-13	19-15	428/22.5	44-120	.367	24-71	.338	10-14	.714	18	54	72	3.8	59	3	5	25	9	4	122	6.4
TOTAL	19-15	428/22.5	44-120	.367	24-71	.338	10-14	.714	18	54	72	3.8	59	3	5	25	9	4	122	6.4



#11 • JERMAINE MARSHALL

RS-Jr. • GUARD • 6-4 • 205
 ETTERS, PA. • RED LAND
 HUMAN DEVELOPMENT & FAMILY STUDIES



NOTABLE/CAREER HIGHLIGHTS

- Posted a career-best streak of 7-straight double-figure scoring games in Big Ten play last year.
- 20 double-digit scoring games in 2011-12, including career-high 27 in final regular season game vs. Michigan.
- FOUR 20-point games in 2011-12
- SECOND leading scorer on team (10.9 ppg) in 2011-12

- Led team with 43 threes, second with 32 steals in 2011-12.
- Missed senior year of high school with a torn patella tendon.
- Redshirted freshman season as he rehabbed the knee injury and added 15 pounds of muscle.

2012-13 SEASON HIGHLIGHTS

- Posted 11 points and eight rebounds in a loss to No. 6 N.C. State in Puerto Rico.
- Led the team with 17 points, 15 in the second half, in a 60-57 come-from-behind victory over Bucknell.
- Led Penn State with 25 points, including 11 in a late 18-1 run that cut a 20-point lead to three, in a loss to Boston College.
- Led Penn State with 18 points on 9-of-10 from the free throw line, equaling a career most free throws made.
- Led Penn State in scoring for the fourth straight game with 19 points vs. La Salle.
- Posted career highs with four assists and four steals and added 16 points while spending a great deal of time a point guard in a win over Army.
- Posted a career high five assists to go with 15 points while splitting time at point guard in a career-most 42 minutes of ac-

- tion in a victory over Delaware State. Hit a big three to tie the game late in overtime.
- Led Penn State in scoring for the fifth time on the year with 15 points and added a career high five steals in just 24 minutes vs. New Hampshire. Equaled a career best 3-of-5 from three.
- Led Penn State with 19 points on 9-of-14 shooting in a loss at Wisconsin (1/3). Back-to-back jumpers brought Penn State within one with 2:52 to play.
- Scored a career high 29 points on 10-of-18 (55%) and pulled down a career high 10 rebounds in a loss to Michigan State for his FIRST CAREER DOUBLE-DOUBLE.
- Scored all of his team-leading 18 points in the second half of a loss to Nebraska.

CAREER HIGHS

POINTS:	29
	vs. Michigan State (1/16/13)
REBOUNDS:	10
	vs. Michigan State (1/16/13)
ASSISTS:	5
	vs. Delaware St. (12/15/12)
STEALS:	5
	vs. New Hampshire (12/23/12)
BLOCKS:	3, 2X
	2x, last vs. Illinois (1/19/12)
MINUTES:	42
	vs. Delaware St. (12/15/12)
FIELD GOALS:	10, 2X
	last vs. Michigan State (1/16/13)
FG ATTEMPTS:	19
	vs. Minnesota (1/15/12)
FG PERCENTAGE:	.643 (9-14)
	@ Wisconsin (1/3/13)
3-POINTERS:	4
	vs. Michigan (3/4/12)
3PT ATTEMPTS:	12
	vs. Providence (11/16/12)
3PT PERCENTAGE:	60.0 (3-5), 2X
	last vs. New Hampshire (12/23/12)
FREE THROWS:	9, 2X
	last vs. Penn (12/1/12)
FT ATTEMPTS:	11, 3X
	vs. Bucknell (11/23/12)
FT PERCENTAGE:	1.000 (4-4)
	vs. Indiana (1/8/12)
	.900 (9-10)
	vs. Penn (12/1/12)

2012-13 GAME-BY-GAME

OPPONENT	DATE	GS	MIN	TOTAL		3-POINT		FREE THROWS		REBOUNDS		PF	A	TO	BLK	STL	PTS
				FG-FGA	PCT	FG-FGA	PCT	FT-FTA	PCT	O-D	TOTAL						
ST. FRANCIS	11/9	*	33	4-8	.500	1-5	.200	0-0	.000	1-5	6	4	1	3	0	2	9
vs. N.C. State	11/15	*	34	4-12	.333	1-7	.142	2-3	.666	1-7	8	1	0	2	1	2	11
vs. Providence	11/16	*	34	4-18	.222	3-12	.250	2-2	1.000	0-5	5	4	0	3	0	3	13
vs. Akron	11/18	*	37	3-11	.272	2-7	.285	0-1	.000	0-3	3	5	2	3	0	1	8
BUCKNELL	11/23	*	33	4-11	.364	2-3	.667	7-11	.636	0-5	5	3	0	2	0	4	17
BC	11/28	*	28	8-13	.615	3-7	.429	6-8	.750	0-2	2	4	2	4	0	1	25
PENN	12/1	*	39	4-10	.400	1-4	.250	9-10	.900	0-3	3	3	3	3	1	1	18
@La Salle	12/5	*	37	6-12	.500	2-4	.500	5-6	.833	1-1	2	5	3	4	0	2	19
ARMY	12/8	*	39	6-10	.600	1-3	.333	3-4	.750	2-4	6	3	4	5	0	4	16
DELAWARE ST.	12/15	*	42	4-13	.308	3-7	.429	4-7	.571	1-6	7	2	5	2	1	0	15
UNH	12/23	*	24	6-12	.500	3-5	.600	0-0	.000	0-4	4	3	3	1	0	5	15
DUQUESNE	12/29	*	28	2-10	.200	0-4	.000	5-6	.833	0-3	3	5	4	5	1	0	9
@ Wisconsin	1/3	*	35	9-14	.643	1-3	.333	0-0	.000	0-3	3	3	2	4	1	1	19
INDIANA	1/7	*	39	5-11	.455	1-3	.333	0-0	.000	1-6	7	2	3	4	1	0	11
NWESTERN	1/10	*	33	4-12	.333	2-6	.333	3-3	1.000	0-0	0	4	2	1	1	0	13
@ Purdue	1/13	*	34	3-13	.231	0-2	.000	2-2	1.000	0-5	5	4	3	4	2	2	8
MICHIGAN ST	1/16	*	34	10-18	.556	3-7	.429	6-8	.750	0-10	10	5	1	1	0	0	29
NEBRASKA	1/19	*	39	5-16	.313	2-7	.286	6-8	.750	0-2	2	2	1	2	2	2	18
@ Indiana	1/23	*	28	5-11	.455	1-5	.200	1-2	.500	1-5	6	5	2	3	0	0	12

PERSONAL FILE

BIRTHDAY: Nov. 7, 1990
FAMILY: Jacke (mother), Jerome (father); Curtis (brother), Taehee (brother)

CAREER STATISTICS

SEASON	GP	GS	MIN	AVG	TOTAL			3-POINT			REBOUNDS			OFF	DEF	TOTAL	AVG	PF	FO	A	TO	BLK	STL	PTS	AVG	
					FG	FGA	PCT	FG	FGA	PCT	FT	FTA	PCT													
2009-10																										
2010-11	28	0	251	9.0	25	63	.397	6	25	.240	14	22	636	3	14	17	0.6	35	1	12	13	3	15	70	2.5	
2011-12	31	17	839	27.1	114	294	.388	43	132	.326	65	87	.747	24	102	126	4.1	82	2	34	57	16	32	336	10.8	
2012-13	19	19	650	34.2	96	235	.409	32	101	.317	61	81	.753	8	79	87	4.6	67	5	41	58	11	30	285	15.0	
TOTAL	78	36	1740	22.3	235	592	.396	81	258	.313	140	190	.736	35	195	230	2.9	184	8	87	128	30	77	691	8.8	



#14 • KEVIN MONTMINY

So. • GUARD • 6-3 • 185
 PENNS VALLEY AREA HS/CENTRE HALL, PA.
 FINANCE



NOTABLE/CAREER HIGHLIGHTS

- Walk-on who grew up 20 minutes from the Penn State campus.
- Posted a 4.0 GPA in the 2012 fall semester to earn Dean's List honors.
- A member of Penn State's Schreyer Honors College.

2012-13 SEASON HIGHLIGHTS

- Played eight minutes in a win vs. New Hampshire and hit a late three to push the Lions over 70 points.
- Played a career high 12 minutes in a loss to Northwestern scoring three points and adding two rebounds.
- Made his one minute of action vs. Nebraska count by nailing an off-balance 35-foot three just before the halftime buzzer.

CAREER HIGHS

POINTS:	3, 2X
	last vs. Northwestern (1/10/13)
REBOUNDS:	2, 2X
	last vs. Northwestern (1/10/13)
ASSISTS:	0
	-
STEALS:	1
	@ Purdue (1/13/13)
BLOCKS:	1
	@ Purdue (1/13/13)
MINUTES:	12
	vs. Northwestern (1/10/13)
FIELD GOALS:	1, 3X
	last vs. Michigan State (1/16/13)
FG ATTEMPTS:	3
	vs. Northwestern (1/10/13)
FG PERCENTAGE:	-
	-
3-POINTERS:	1
	vs. New Hampshire (12/23/12)
3PT ATTEMPTS:	2
	vs. New Hampshire (12/23/12)
3PT PERCENTAGE:	50.0 (1-2)
	vs. New Hampshire (12/23/12)
FREE THROWS:	1, 2X
	last vs. Northwestern (1/10/13)
FT ATTEMPTS:	3
	vs. Duquesne
FT PERCENTAGE:	-
	-

2012-13 GAME-BY-GAME

OPPONENT	DATE	GS	MIN	TOTAL		3-POINT		FREE THROWS		REBOUNDS		PF	A	TO	BLK	STL	PTS
				FG-FGA	PCT	FG-FGA	PCT	FT-FTA	PCT	O-D	TOTAL						
ST. FRANCIS	11/9	0	0-0	.000	0-0	.000	0-0	.000	0-0	0	0	0	0	0	0	0	0
vs. N.C. State	11/15	DNP															
vs. Providence	11/16	DNP															
vs. Akron	11/18	1	0-1	.000	0-1	.000	0-0	.000	1-0	1	0	0	0	0	0	0	0
BUCKNELL	11/23	DNP															
BC	11/28	0	0-0	.000	0-0	.000	0-0	.000	0-0	0	0	0	0	0	0	0	0
PENN	12/1	DNP															
@La Salle	12/5	DNP															
ARMY	12/8	0	0-0	.000	0-0	.000	0-0	.000	0-0	0	0	0	0	0	0	0	0
DELAWARE ST.	12/15	0	0-0	.000	0-0	.000	0-0	.000	0-0	0	0	0	0	0	0	0	0
UNH	12/23	8	1-3	.333	1-2	.500	0-0	.000	0-2	2	0	0	0	0	0	0	3
DUQUESNE	12/29	4	0-1	.000	0-1	.000	1-3	.333	0-0	0	1	0	0	0	0	0	1
@ Wisconsin	1/3	DNP															
INDIANA	1/7	1	0-0	.000	0-0	.000	0-0	.000	0-0	0	0	0	0	0	0	0	0
NWESTERN	1/10	12	1-1	1.000	0-0	.000	1-1	1.000	2-0	2	1	0	0	0	0	0	3
@ Purdue	1/13	5	0-0	.000	0-0	.000	0-0	.000	0-0	0	1	0	0	1	1	0	0
MICHIGAN ST	1/16	5	1-1	1.000	0-0	.000	0-0	.000	0-0	0	2	0	0	0	0	0	2
NEBRASKA	1/19	1	1-1	1.000	1-1	1.000	0-0	.000	0-0	0	0	0	0	0	0	0	3
@ Indiana	1/23	1	0-0	.000	0-0	.000	0-0	.000	0-0	0	0	0	0	0	0	0	0

PERSONAL FILE

BIRTHDAY: May 21, 1993
FAMILY: Mary (mother), Peter (father);
 sisters: Jenny, Sarah & Hannah

CAREER STATISTICS

Season	gp-gs	min/avg	Total		3-Point		F-Throws		Rebounds				Scoring							
			fg-fga	pct	fg-fga	pct	ft-fta	pct	off	def	tot	avg	pts	avg						
2011-12	9-0	10/1.1	1-2	.500	0-1	.000	0-0	.000	1	0	1	0.1	0	0	0	0	2	0.2		
2012-13	13-0	38/2.9	4-8	.500	2-5	.400	2-4	.500	3	2	5	0.4	5	0	0	0	1	1	12	0.9
TOTAL	22-0	48/2.2	5-10	.500	2-6	.333	2-4	.500	4	2	6	0.3	5	0	0	0	1	1	14	0.6



#20 • NICK COLELLA

Sr. • GUARD • 6-3 • 195
 NEW CASTLE, PA. • NEW CASTLE HS/PENN STATE - BEHREND
 KINESIOLOGY



NOTABLE/CAREER HIGHLIGHTS

- Placed on scholarship for his final season.
- Started six-straight games in Big Ten play in 2011-12
- Played two seasons playing at Penn State-Behrend (Erie, Pa.) campus before transferring to the main campus. Behrend is an NCAA Division III school
- Averaged 9.8 ppg and 4.4 rpg playing in 16 games as a sophomore at Penn State - Behrend.
- Career-high at Behrend was 15 points against Allegheny College
- Made Penn State team through the walk-on tryout process in October 2010. Redshirted first season at main campus.
- Spent approximately a month of his first semester at Penn State main campus as a practice player with the Penn State Lady Lion team.

2012-13 SEASON HIGHLIGHTS

- Hit 3-of-5 from three for a season high nine points in a victory over Army. The three treys and his 3-of-5 performance tied a career high.
- Hit a pair of threes and logged six points while playing 35 minutes in a victory over Delaware State.
- Made his seventh career start and posted career highs with three assists and three steals to go with six points in a victory over New Hampshire.
- Scored a career high 15 points on a career-best 5-of-7 from three and tied a career high with four rebounds in helping lead Penn State over Duquesne.

CAREER HIGHS

POINTS:	15
	vs. Duquesne (12/29/12)
REBOUNDS:	6
	vs. Nebraska (1/19/13)
ASSISTS:	3, 3X
	vs. Indiana (1/7/13)
STEALS:	3
	vs. New Hampshire (12/23/12)
BLOCKS:	1
	vs. Radford (11/14/11)
MINUTES:	37
	@ Michigan St. (2/8/12)
FIELD GOALS:	5
	vs. Duquesne (12/29/12)
FG ATTEMPTS:	12
	vs. Nebraska (2/11/12)
FG PERCENTAGE:	.714 (5-7)
	vs. Duquesne (12/29/12)
3-POINTERS:	5
	vs. Duquesne (12/29/12)
3PT ATTEMPTS:	11
	vs. Nebraska (2/11/12)
3PT PERCENTAGE:	.714 (5-7)
	vs. Duquesne (12/29/12)
FREE THROWS:	4
	vs. Iowa (2/16/12)
FT ATTEMPTS:	4
	vs. Iowa(2/16/12)
FT PERCENTAGE:	1.000 (4-4)
	vs. Iowa (2/16/12)

2012-13 GAME-BY-GAME

OPPONENT	DATE	TOTAL		3-POINT		FREE THROWS		REBOUNDS		PF	A	TO	BLK	STL	PTS	
		GS	MIN	FG-FGA	PCT	FG-FGA	PCT	FT-FTA	PCT							O-D
ST FRANCIS	11/9	22	1-5	.200	1-5	.200	0-0	.000	2-1	3	2	0	1	0	1	3
vs. N.C. State	11/15	11	0-0	.000	0-0	.000	0-0	.000	0-0	0	0	0	0	0	0	0
vs. Providence	11/16	16	0-4	.000	0-4	.000	0-0	.000	0-0	0	0	0	0	0	1	0
vs. Akron	11/18	23	2-3	.666	2-3	.666	0-0	.000	0-0	0	3	0	1	0	0	6
BUCKNELL	11/23	17	0-4	.000	0-4	.000	0-0	.000	1-0	1	2	0	0	0	0	0
BC	11/28	28	1-5	.200	1-5	.200	0-0	.000	0-4	4	4	1	0	0	2	3
PENN	12/1	31	2-5	.400	1-4	.250	0-0	.000	1-3	4	3	1	1	0	1	5
@ La Salle	12/5	23	0-3	.000	0-2	.000	0-0	.000	0-1	1	3	1	0	0	0	0
ARMY	12/8	27	3-5	.600	3-5	.600	0-0	.000	1-3	4	3	1	2	0	1	9
DELAWARE ST	12/15	35	2-5	.400	2-3	.667	0-0	.000	1-2	3	2	1	2	0	1	6
UNH	12/23 *	29	2-6	.333	1-5	.200	1-1	1.000	0-1	1	3	3	0	0	3	6
DUQUESNE	12/29	24	5-7	.714	5-7	.714	0-0	.000	0-4	4	5	1	0	0	0	15
@ Wisconsin	1/3	24	0-2	.000	0-2	.000	0-0	.000	0-3	3	1	1	1	0	0	0
INDIANA	1/7	17	0-2	.000	0-2	.000	0-0	.000	0-1	1	2	3	3	0	0	0
NWESTERN	1/10	28	1-4	.250	1-3	.333	0-0	.000	1-2	3	4	1	0	0	1	3
@ Purdue	1/13	5	0-0	.000	0-0	.000	0-0	.000	0-0	0	0	0	1	0	0	0
MICHIGAN ST	1/16	30	2-3	.667	2-3	.667	0-2	.000	0-4	4	3	1	0	0	0	6
NEBRASKA	1/19	31	1-5	.200	1-4	.250	3-3	1.000	1-5	6	0	0	1	0	1	6
@ Indiana	1/23 *	31	0-1	.000	0-1	.000	1-2	.500	1-2	3	4	0	1	0	2	1

PERSONAL FILE

BIRTHDAY: Nov. 10, 1989
FAMILY: Linda (mother), David (father);
 Brothers: David Jr. & Michael

CAREER STATISTICS

Season	gp-gs	min/avg	Total		3-Point		F-Throws		Rebounds				Scoring							
			fg-fga	pct	fg-fga	pct	ft-fa	pct	off	def	tot	avg	pf	fo	ast	to	blk	stl	pts	avg
2011-12	26-6	387/14.9	22-85	.259	17-70	.243	10-12	.833	5	29	34	1.3	28	0	13	11	4	9	71	2.7
2012-13	19-2	452/23.8	22-69	.319	20-62	.323	5-8	.625	9	36	45	2.4	44	1	15	14	0	14	69	3.6
TOTAL	45-8	839/18.6	44-154	.286	37-132	.280	15-20	.750	14	65	79	1.8	72	1	28	25	4	23	140	3.1



#23 • TIM FRAZIER

Sr. • GUARD • 6-1 • 170
HOUSTON, TEXAS • STRAKE JESUIT
SUPPLY CHAIN & INFORMATION SYSTEMS

CAREER

DOUBLE-DOUBLES: 6	10+ ASSISTS: 3
20-POINT GAMES: 20	5+ ASSISTS: 34
30-POINT GAMES: 1	3+ STEALS: 14
DOUBLE-DIGITS: 43	40-MINUTES: 9



NOTABLE/CAREER HIGHLIGHTS

- Earned Dean's List honors after posting better than a 3.5 GPA in the 2012 fall semester.
- Wooden Award Preseason Top 50 Candidate
- 2012 Preseason All-Big Ten
- 2012 First-team All-Big Ten Selection
- 2ND the Big Ten in scoring (18.8), 1st in assists (6.2), 2nd in steals (2.4), led the Lions in scoring, rebounds, assists and steals in 2011-12.
- 14th in NCAA in assists in 2011-12.
- Set Penn State season assist mark with 198 in 2011-12.
- 17 20-point games (12 in conference play) ranked FIFTH among Big Six Conference players in 2011-12.
- ONLY PLAYER in NCAA Div. I to average at least 17 points and 6 assists per game in 2011-12.
- Led the nation accounting for 58% of his team's offense in 2011-12 (field goals and assists).
- 1,035 career points rank 24th all-time at Penn State.
- 459 career assists rank 6th all-time in Penn State history.
- 143 career steals rank 8th all-time at Penn State.
- Had played in every game the last three seasons prior to his injury on Nov. 18 vs. Akron
- 3.2 grade-point average in Supply Chain Management.

RECENT GAME HIGHLIGHTS

- Posted career highs with 17 free throws on 18 free throw attempts (.944) for a team-high 23 points and added six assists in season-opening win over St. Francis (11/9).
- Led Penn State with 23 points going 10-of-11 at the foul line and added five rebounds and three steals in a loss to No. 6 N.C. State in Puerto Rico
- Played all 45 minutes of an overtime win over Providence in the Puerto Rico Tip-Off leading Penn State with 19 points, nine rebounds, seven assists and four steals.
- Suffered a season-ending injury to his left achilles tendon at the 14:30 mark of the first of the Lions' third game of the Puerto Rico Tip-Off vs. Akron on Nov. 18 and did not return, breaking a string of 25-straight double-digit scoring games. Had led Penn State in scoring in 28 of the previous 35 games

CAREER HIGHS

POINTS:	30
	vs. Nebraska (1/12/12)
REBOUNDS:	11, 2X
	last vs. Cornell (12/21)
ASSISTS:	11
	vs. YSU (11/23/11)
STEALS:	6
	vs. Nebraska (1/12/12)
BLOCKS:	1, 13X
	last vs. Indiana (B1G) (3/8/12)
MINUTES:	45
	vs. Providence (11/16/12)
FIELD GOALS:	10, three times
	last @ Purdue (2/29/12)
FG ATTEMPTS:	24
	vs. Indiana (B1G) (3/8/12)
FG PERCENTAGE:	.778 (7-9)
	vs. Nebraska (2/11/12)
	.833 (5-6)
	vs. Temple (NCAA) (3/17/11)
3-POINTERS:	4, 2X
	last vs. Indiana (B1G) (3/8/12)
3PT ATTEMPTS:	6, 2X
	last vs. Indiana (B1G) (3/8/12)
3PT PERCENTAGE:	80.0 (4-5)
	vs. Robert Morris (11/16/09)
FREE THROWS:	17
	vs. St. Francis (11/9/12)
FT ATTEMPTS:	18
	vs. St. Francis (11/9/12)
FT PERCENTAGE:	1.000 (8-8)
	vs. Nebraska (2/11/12)
	.944 (17-18)
	vs. St. Francis (11/9/12)

2012-13 GAME-BY-GAME

OPPONENT	DATE	GS	MIN	TOTAL		3-POINT		FREE THROWS		REBOUNDS		PF	A	TO	BLK	STL	PTS
				FG-FGA	PCT	FG-FGA	PCT	FT-FTA	PCT	O-D	TOTAL						
ST. FRANCIS	11/9	*	39	3-9	.333	0-3	.000	17-18	.944	0-4	4	3	6	3	1	2	23
vs. N.C. State	11/15	*	40	6-20	.300	1-5	.200	10-11	.909	3-2	5	1	2	4	0	3	23
vs. Providence	11/16	*	45	6-13	.461	1-3	.333	6-10	.600	6-3	9	3	7	4	0	4	19
vs. Akron	11/18	*	6	0-0	.000	0-0	.000	0-0	.000	0-0	0	1	0	1	0	0	6

PERSONAL FILE

BIRTHDAY:	Nov. 1, 1990
FAMILY:	Janice (mother), Billy (father), William (brother), Krystal (sister)

CAREER STATISTICS

Season	gp-gs	min/avg	Total		3-Point		F-Throws		Rebounds				Scoring							
			fg-fga	pct	fg-fga	pct	ft-fga	pct	off	def	tot	avg	pf	fo	ast	to	blk	stl	pts	avg
2009-10	31-10	570/18.4	51-132	.386	9-24	.375	43-64	.672	11	61	72	2.3	64	0	73	52	2	23	154	5.0
2010-11	34-33	1048/30.8	71-165	.430	11-32	.344	61-81	.753	21	111	132	3.9	89	1	173	82	4	35	214	6.3
2011-12	32-32	1188/37.1	208-497	.419	27-86	.314	159-201	.791	44	106	150	4.7	94	1	198	117	7	76	602	18.8
2012-13	4-4	130/32.5	15-42	.357	2-11	.182	33-39	.846	9	9	18	4.5	8	0	15	12	1	9	65	16.3
TOTAL	101-79	2936/29.1	345-836	.413	49-153	.320	296-385	.769	85	287	372	3.7	255	2	459	263	14	143	1035	10.2



#25 • JON GRAHAM

R-SO. • FORWARD • 6-8 • 225
BALTIMORE, MD. • CALVERT HALL
RECREATION, PARKS & TOURISM MANAGEMENT



NOTABLE/CAREER HIGHLIGHTS

■ The son of Maryland (1978-81) great and former Philadelphia 76er (1981 3rd round draft pick) Ernest Graham, who ranks among the top 15 all-time in scoring (1,6017) and assists (346) in Terrapin history and still holds Maryland's single game scoring mark with 44 vs. N.C. State in 1978.
■ Calvert Hall's second all-time leading scorer with 1,670 points
■ Added 30 pounds of muscle during his redshirt season and

subsequently shed 15 pounds prior to the 2012-13 season go from 240 to 225 playing weight.

■ --
■ --
■ --
■ --
■ --

2012-13 SEASON HIGHLIGHTS

■ Tied a career high with 10 rebounds in a loss to No. 6 N.C. State in the Puerto Rico Tip-Off.
■ His defense helped hold Bucknell leading scorer Mike Muscala (17.7) to 10 points on 2-of-4 shooting in a victory over the Bison.
■ Tied a career high with three blocks vs. Penn while helping to hold Quaker leading scorer Fran Dougherty (18.6) to seven points on 3-of-8 shooting in a 58-47 win.

CAREER HIGHS

POINTS:	10, 2X
last vs. Northwestern (2/25/12)	
REBOUNDS:	10, 2X
vs. N.C. State (11/15/12)	
ASSISTS:	1, 7X
Last, vs. Indiana (1/23/13)	
STEALS:	2, 2X
Last, vs. Wisconsin (1/31/12)	
BLOCKS:	3, 2X
vs. Penn (12/1/12)	
MINUTES:	35
@ Wisconsin (2/19/12)	
FIELD GOALS:	5
vs. Northwestern (2/25/12)	
FG ATTEMPTS:	9
@ Wisconsin (2/19/12)	
FG PERCENTAGE:	.833 (5-6)
vs. Northwestern (2/25/12)	
3-POINTERS:	-
-	
3PT ATTEMPTS:	-
-	
3PT PERCENTAGE:	-
-	
FREE THROWS:	4
vs. Iowa (2/16/12)	
FT ATTEMPTS:	4, 2X
last vs. Iowa (2/16/12)	
FT PERCENTAGE:	1.000 (4-4)
vs. Iowa (2/16/12)	

PERSONAL FILE

BIRTHDAY:	Oct. 15, 1991
FAMILY:	Karen (mother), Ernest (father); Brother: Ernest, Jr.

2012-13 GAME-BY-GAME

OPPONENT	DATE	GS	MIN	TOTAL		3-POINT		FREE THROWS		REBOUNDS		PF	A	TO	BLK	STL	PTS
				FG-FGA	PCT	FG-FGA	PCT	FT-FTA	PCT	O-D	TOTAL						
ST. FRANCIS	11/9	*	22	1-3	.333	0-0	.000	0-0	.000	1-2	3	4	0	2	2	0	2
vs. N.C. State	11/15	*	22	1-5	.200	0-0	.000	2-2	1.000	6-4	10	3	1	0	0	0	4
vs. Providence	11/16	*	13	0-0	.000	0-0	.000	0-0	.000	2-1	3	3	0	1	2	1	0
vs. Akron	11/18	*	20	2-3	.666	0-0	.000	1-1	1.000	1-1	2	1	0	1	0	0	5
BUCKNELL	11/23	*	24	0-3	.000	0-0	.000	0-0	.000	2-3	5	3	0	0	2	1	0
BC	11/28	*	23	1-6	.167	0-0	.000	1-2	.500	3-0	3	4	0	1	2	0	3
PENN	12/1	*	22	2-4	.500	0-0	.000	0-2	.000	1-3	4	2	0	0	3	0	4
@ La Salle	12/5	*	11	0-1	.000	0-0	.000	0-0	.000	0-2	2	3	1	0	0	0	0
ARMY	12/8		13	1-2	.500	0-0	.000	0-0	.000	0-3	3	4	0	0	0	0	2
DELAWARE ST	12/15		8	0-0	.000	0-0	.000	0-0	.000	0-2	2	0	0	1	0	0	0
UNH	12/23		17	2-2	1.000	0-0	.000	3-4	.750	2-1	3	2	0	1	0	0	7
DUQUESNE	12/29		15	1-4	.250	0-0	.000	2-2	1.000	2-3	5	2	1	1	1	0	4
@ Wisconsin	1/3		15	1-4	.250	0-0	.000	0-0	.000	1-1	2	2	0	1	0	0	2
INDIANA	1/7		18	0-4	.000	0-0	.000	2-2	1.000	2-1	3	5	0	1	2	1	2
NWERNERN	1/10		10	1-2	.500	0-0	.000	0-0	.000	0-2	2	1	0	0	1	0	2
@ Purdue	1/13		3	0-0	.000	0-0	.000	0-0	.000	0-0	0	1	0	0	1	0	0
MICHIGAN ST	1/16		9	1-2	.500	0-0	.000	0-0	.000	3-0	3	3	0	0	0	0	2
NEBRASKA	1/19		7	0-1	.000	0-0	.000	1-2	.500	0-1	1	1	0	0	0	0	1
@ Indiana	1/23		18	2-3	.667	0-0	.000	1-2	.500	0-1	1	3	1	0	2	0	5

CAREER STATISTICS

Season	gp-gs	min/avg	Total		3-Point		F-Throws		Rebounds				Steals			Scoring				
			fg-fga	pct	fg-fga	pct	ft-fta	pct	off	def	tot	avg	pf	fo	ast	to	blk	stl	pts	avg
2011-12	26-17	460/17.7	44-97	.454	0-0	.000	13-33	.394	44	51	95	3.7	63	1	6	29	19	10	101	3.9
2012-13	19-8	290/15.3	16-49	.327	0-0	.000	13-19	.684	26	31	57	3.0	47	1	4	10	18	3	45	2.4
TOTAL	45-25	750/16.7	60-146	.411	0-0	.000	26-52	.500	70	82	152	3.4	110	2	10	39	37	13	146	3.2



#43 • ROSS TRAVIS

So. • FORWARD • 6-6 • 225
CHASKA, MINN. • CHASKA HS

CAREER HIGHS

POINTS: 15

vs. Michigan (3/4/12)

REBOUNDS: 13

vs. BC (11/28/12)

ASSISTS: 3

vs. Lafayette (12/7/11)

STEALS: 3

vs. YSU (11/23/11)

BLOCKS: 3

vs. Indiana (BTT) (3/8/12)

MINUTES: 40

@ La Salle (12/5/12)

FIELD GOALS: 6, 2X

vs. Indiana (1/7/13)

FG ATTEMPTS: 17

vs. Indiana (1/7/13)

FG PERCENTAGE: 1.000 (5-5), 2X

last vs. Michigan (3/4/12)

3-POINTERS: 2, 2X

vs. Indiana (1/7/13)

3PT ATTEMPTS: 5, 3X

vs. Indiana (1/7/13)

3PT PERCENTAGE: 1.000 (1-1)

vs. Lafayette (12/7/11)

FREE THROWS: 9

vs. Akron (11/18/12)

FT ATTEMPTS: 11

vs. Akron (11/18/12)

FT PERCENTAGE: .818 (9-11)

vs. Akron (11/18/12)

PERSONAL FILE

BIRTHDAY: Jan. 9, 1993

FAMILY: Debbie (mother), John (father); Sister: Brittany

NOTABLE/CAREER HIGHLIGHTS

■ Team's leading rebounder, SECOND THE BIG TEN with 7.7 rebounds per game.

■ Earned team's "Scrappiest Player" Award as a freshmen and nicknamed "junkyard dog" by coach Patrick Chambers.

■ Career-high 15 points vs. Michigan in the final game of the regular season

■ Averaged 8.3 ppg and 5.7 rpg over final three regular season

games of 2011-12 while shooting 70%.

■ Started 16 games as a true-freshman.

■ Added 25 pounds of muscle since arriving on campus.

■ Tabbed as the top prospect in Minnesota for the class of 2011

2012-13 SEASON HIGHLIGHTS

■ Equaled a career high with nine rebounds and added 10 points in a season-opening win over St. Francis (11/9/12).

■ Posted a career-best 10 rebounds to go with 11 points on a career-best 9-of-11 at the foul line for his FIRST CAREER DOUBLE-DOUBLE in a loss to Akron in the Puerto Rico Tip-Off.

■ Led Penn State with eight rebounds and added nine points in a win over Bucknell.

■ Grabbed a CAREER HIGH 13 rebounds in 38 minutes of action in a loss to Boston College.

■ Led Penn State in rebounding for the fifth straight game and posted his most efficient offensive game of the year with career highs of six field goals on 11 attempts (.545) for 12 points.

■ Recorded his second career double-double with 14 points and 10 rebounds in a win vs. Army. Hit his first three shots to score seven of the

Lions first nine points.

■ Pulled down 11 rebounds at Wisconsin.

■ Led Penn State in scoring for the first time in his career logging 14 points on a career-most 17 field goal attempts and a career best equaling two threes in a loss to Indiana (1/7).

2012-13 GAME-BY-GAME

OPPONENT	DATE	GS	MIN	TOTAL		3-POINT		FREE THROWS		REBOUNDS		PF	A	TO	BLK	STL	PTS
				FG-FGA	PCT	FG-FGA	PCT	FT-FTA	PCT	O-D	TOTAL						
ST. FRANCIS	11/9	*	33	4-9	.444	0-3	.000	2-4	.500	5-4	9	4	0	3	0	0	10
vs. N.C. State	11/15	*	29	1-8	.125	0-2	.000	0-0	.000	0-2	2	3	0	1	0	0	2
vs. Providence	11/16	*	36	3-8	.375	0-1	.000	0-2	.000	2-2	4	1	0	1	0	2	6
vs. Akron	11/18	*	36	1-10	.100	0-2	.000	9-11	.818	7-3	10	4	0	3	0	1	11
BUCKNELL	11/23	*	35	3-5	.600	1-2	.500	2-2	1.000	3-5	8	3	1	0	0	1	9
BC	11/28	*	38	2-9	.222	0-3	.000	1-2	.500	3-10	13	1	0	0	1	1	5
PENN	12/1	*	24	2-6	.333	0-1	.000	3-4	.750	4-4	8	4	0	2	0	0	7
@ La Salle	12/5	*	40	6-11	.545	0-0	.000	0-1	.000	2-7	9	2	0	2	0	0	12
ARMY	12/8	*	38	5-11	.455	1-5	.200	3-7	.429	1-9	10	1	2	3	2	1	14
DELAWARE ST	12/15	*	20	2-4	.500	0-1	.000	2-2	1.000	0-3	3	5	0	1	0	0	6
UNH	12/23		21	2-5	.400	0-1	.000	0-0	.000	1-5	6	2	2	1	0	0	4
DUQUESNE	12/29	*	27	2-5	.400	0-0	.000	1-2	.500	2-5	7	3	1	3	0	0	5
@ Wisconsin	1/3	*	31	1-3	.333	0-0	.000	0-0	.000	3-8	11	2	0	2	1	0	2
INDIANA	1/7	*	39	6-17	.353	2-5	.400	0-1	.000	2-3	5	2	0	3	0	0	14
NWESTERN	1/10	*	28	2-7	.286	0-1	.000	0-0	.000	1-8	9	2	0	2	1	0	4
@ Purdue	1/13	*	34	2-7	.286	0-0	.000	1-2	.500	3-5	8	2	0	3	0	1	5
MICHIGAN ST	1/16	*	26	1-2	.500	0-0	.000	0-0	.000	0-3	3	1	0	1	0	1	2
NEBRASKA	1/19	*	29	4-9	.444	0-2	.000	0-2	.000	4-1	5	2	1	1	0	0	8
@ Indiana	1/23		26	2-5	.400	1-4	.250	4-4	1.000	2-3	5	1	1	1	2	0	9

CAREER STATISTICS

Season	gp-gs	min/avg	Total		3-Point		F-Throws			Rebounds				Scoring						
			fg-fga	pct	fg-fga	pct	ft-fa	pct	off	def	tot	avg	pf	fo	ast	to	blk	stl	pts	avg
2011-12	32-16	574/17.9	57-127	.449	4-24	.167	24-50	.480	57	78	135	4.2	69	3	13	24	8	16	142	4.4
2012-13	19-17	590/31.1	51-141	.362	5-33	.152	28-46	.609	45	90	135	7.1	45	1	8	33	7	8	135	7.1
TOTAL	51-33	1164/22.8	108-268	.403	9-57	.158	52-96	.542	102	168	270	5.3	114	4	21	57	15	24	277	5.4



PENN STATE 65 SAINT FRANCIS 58

Nov. 9, 2012 @ University Park, Pa.

PENN STATE LEADERS

Scoring Leader: Frazier (23)
Rebounding Leader: Travis (9)
Assist Leader: Frazier (6)

Penn State overcame a tough shooting night with a tremendous 28-of-32 (.875) effort at the foul line and a 38-22 rebound advantage to post its eighth-straight season opening win. Tim Frazier led the Lions with 23 points and six assists while posting a career-best 17-of-18 effort at the charity stripe. D.J. Newbill, in his first action at Penn State, posted 16 points and seven rebounds and a career-best 9-of-10 at the foul line. Ross Travis added 10 points and a career-best tying nine boards. The Lions shot 29 percent in the first half and 36 percent for the game, including a 3-of-24 (.125) effort from three, but outscored St. Francis 28-9 at the foul line to overcome 17 turnovers. Penn State led by 10 in the first half, but saw that trimmed to 26-20 at the half. SFU hit three straight threes to take a one-point lead in the second half behind 19 points from Ollie Jackson. Frazier scored 16 second half points to take control for PSU.

Saint Francis 58 • 0-1

#	Player	Total			3-Ptr			Rebounds			PF	TP	A	TO	Blk	Stl	Min
		FG	FGA	FT	FTA	Off	Def	Off	Def	Off							
15	BROWN, Earl	f	1-2	0-0	0-0	0	3	3	4	6	1	0	0	0	0	13	
40	DRINNON, Ronnie	f	2-3	0-0	2-2	2	3	5	4	6	0	1	0	0	0	30	
01	SHANNON, Umar	g	2-12	1-4	4-4	0	5	5	0	9	4	3	1	0	0	36	
12	BROWN, Greg	g	0-1	0-1	0-0	0	0	0	2	0	1	0	0	0	0	20	
22	JACKSON, Ollie	g	6-10	4-8	3-6	0	3	3	2	19	0	1	0	0	0	33	
05	WHYATT, Stephen	g	4-8	0-2	0-1	2	1	1	4	8	3	4	0	0	0	23	
14	MAJOR, Dominique	g	1-3	1-3	0-0	0	0	0	0	3	0	0	0	0	0	6	
11	RITTER, Kam	g	4-4	1-1	0-1	0	2	2	5	9	0	0	0	0	0	24	
30	PETERS, Tony	g	0-0	0-0	0-0	0	0	0	2	0	0	1	0	0	0	5	
32	ERVIN, Anthony	g	0-0	0-0	0-0	0	0	0	0	0	0	0	0	0	0	5	
34	STANLEY, Storm	g	1-2	0-0	0-0	0	0	0	0	2	0	0	0	0	0	5	
Team						0	0	3	3								
Totals			21-45	7-19	9-14	2	20	22	23	58	8	16	1	4	0	200	

FG % 1st Half: 7-21 33.3% 2nd half: 14-24 58.3% Game: 21-45 46.7%
3FG % 1st Half: 3-10 30.0% 2nd half: 4-9 44.4% Game: 7-19 36.8%
FT % 1st Half: 3-4 75.0% 2nd half: 6-10 60.0% Game: 9-14 64.3%

Penn State 65 • 1-0

#	Player	Total			3-Ptr			Rebounds			PF	TP	A	TO	Blk	Stl	Min
		FG	FGA	FT	FTA	Off	Def	Off	Def	Off							
25	Graham, Jon	f	1-3	0-0	0-0	1	2	3	4	2	0	2	2	0	0	22	
43	Travis, Ross	f	4-9	0-3	2-4	5	4	9	4	10	0	3	0	0	0	33	
02	Newbill, D.J.	g	3-10	1-7	9-10	2	5	7	2	16	1	4	0	1	0	36	
11	Marshall, Jermaine	g	4-8	1-5	0-0	1	5	4	9	1	3	0	2	0	0	39	
23	Frazier, Tim	g	3-9	0-0	17-18	0	4	4	3	23	6	3	1	2	0	39	
10	Taylor, Brandon	g	0-2	0-0	0-0	1	1	2	1	0	0	0	0	0	0	5	
14	Montminy, Kevin	g	0-0	0-0	0-0	0	0	0	0	0	0	0	0	0	0	1	
20	Colella, Nick	g	1-5	1-5	0-0	2	1	3	2	3	0	1	0	0	0	22	
21	Borovnjak, Sasa	g	1-1	0-0	0-0	0	2	2	3	2	0	1	0	0	0	10	
Team						1	1	2									
Totals			17-47	3-24	28-32	13	25	38	23	65	8	17	3	6	0	200	

FG % 1st Half: 7-24 29.2% 2nd half: 10-23 43.5% Game: 17-47 36.2%
3FG % 1st Half: 1-12 8.3% 2nd half: 2-12 16.7% Game: 3-24 12.5%
FT % 1st Half: 11-12 91.7% 2nd half: 17-20 85.0% Game: 28-32 87.5%

Officials: Mike Kitts, Ray Perone, Bill Ek
Technical fouls: Saint Francis-None, Penn State-None.
Attendance: 7329
Flagrant 1 foul on SFU #15 at 17:47 of first half.

Score by periods	1st	2nd	Total
Saint Francis	20	38	58
Penn State	26	39	65

	Points	In	Off	2nd	Fast	Bench
		Paint	T/O	Chance	Break	
Saint Francis	24	9	0	8	2	2
Penn State	20	15	10	4	5	5

No. 6 N.C. STATE 72 PENN STATE 55

Nov. 15, 2012 @ Bayamon, Puerto Rico

PENN STATE LEADERS

Scoring Leader: Frazier (23)
Rebounding Leader: Graham (10)
Assist Leader: Frazier (2)

Penn State could not find its shooting touch in the first game of the Puerto Rico Tip-Off starting 2-of-10 and going on to shoot 31.7 percent from the floor and 3-of-19 (15.8%) in a 72-55 loss to No. 6 N.C. State. Tim Frazier led the way with 23 points on 10-of-11 at the foul line and 6-of-20 from the floor. D.J. Newbill added 13 points, Jermaine Marshall 11 points and eight boards and Jon Graham a career-best equaling 10 rebounds. N.C. State was paced by 22 points and eight boards from freshman T.J. Warren off the bench as the Wolfpack hit 8-of-16 from three and shot 50 percent for the game. PSU kept it close in the first half trailing by just six after a Marshall three with 4:33 left in the half before going to the locker room down 35-26. N.C. State used a 10-0 run early in the second to open up a 47-30 lead as the Lions had one field goal in the first five minutes of the half. N.C. State led by as many as 25 before PSU closed within 14 late.

North Carolina State 72 • 2-0

#	Player	Total			3-Ptr			Rebounds			PF	TP	A	TO	Blk	Stl	Min
		FG	FGA	FT	FTA	Off	Def	Off	Def	Off							
01	Howell, Richard	f	4-6	0-0	1-2	1	4	5	2	9	0	2	0	1	1	19	
05	Leslie, C.J.	f	5-8	0-0	4-6	2	2	4	1	14	2	1	0	1	0	28	
15	Wood, Scott	f	3-6	2-4	0-0	0	5	5	2	8	0	1	0	0	0	36	
00	Purvis, Rodney	g	4-7	3-3	1-3	0	1	1	1	12	3	3	0	0	0	32	
02	Brown, Lorenzo	g	1-10	0-3	5-6	0	4	4	3	7	4	2	0	0	0	36	
12	Lewis, Tyler	g	0-2	0-1	0-0	0	1	2	3	2	3	0	2	0	0	10	
13	De Thaeys, Thomas	g	0-1	0-1	0-0	0	1	1	1	0	0	0	0	0	0	3	
14	Vandenbergh, Jordan	g	0-0	0-0	0-0	0	2	2	0	2	0	0	1	0	0	4	
24	Warren, T.J.	g	9-12	3-4	1-1	2	6	8	3	22	1	1	0	1	0	32	
Team						1	2	3									
Totals			26-52	8-16	12-18	7	29	36	16	72	12	14	1	8	0	200	

FG % 1st Half: 12-27 44.4% 2nd half: 14-25 56.0% Game: 26-52 50.0%
3FG % 1st Half: 4-7 57.1% 2nd half: 4-9 44.4% Game: 8-16 50.0%
FT % 1st Half: 7-10 70.0% 2nd half: 5-8 62.5% Game: 12-18 66.7%

Penn State 55 • 1-1

#	Player	Total			3-Ptr			Rebounds			PF	TP	A	TO	Blk	Stl	Min
		FG	FGA	FT	FTA	Off	Def	Off	Def	Off							
25	Graham, Jon	f	1-5	0-0	2-2	6	4	10	3	4	1	0	0	0	0	22	
43	Travis, Ross	f	1-8	0-2	0-0	0	2	2	3	2	0	1	0	0	0	29	
02	Newbill, D.J.	g	6-12	1-3	0-0	2	1	3	3	13	1	5	0	2	0	36	
11	Marshall, Jermaine	g	4-12	1-7	2-3	1	7	8	1	11	0	2	1	2	0	34	
23	Frazier, Tim	g	6-20	1-5	10-11	3	2	5	1	23	2	4	0	3	0	40	
05	Jack, Donovan	g	0-0	0-0	0-0	0	1	1	0	1	0	0	0	0	0	6	
10	Taylor, Brandon	g	1-3	0-2	0-0	1	1	2	4	2	0	0	0	0	0	11	
20	Colella, Nick	g	0-0	0-0	0-0	0	0	0	0	0	0	0	0	0	0	11	
21	Borovnjak, Sasa	g	0-0	0-0	0-0	0	3	3	2	0	0	1	0	0	0	11	
Team						0	0	0									
Totals			19-60	3-19	14-17	14	22	36	18	55	4	13	1	8	0	200	

FG % 1st Half: 9-27 33.3% 2nd half: 10-33 30.3% Game: 19-60 31.7%
3FG % 1st Half: 2-9 22.2% 2nd half: 1-10 10.0% Game: 3-19 15.8%
FT % 1st Half: 6-7 85.7% 2nd half: 8-10 80.0% Game: 14-17 82.4%

Officials: Rick Crawford, John Hughes, Bret Smith
Technical fouls: North Carolina State-None, Penn State-None.
Attendance:

Score by periods	1st	2nd	Total
North Carolina State	35	37	72
Penn State	26	29	55

	Points	In	Off	2nd	Fast	Bench
		Paint	T/O	Chance	Break	
North Carolina State	24	9	0	8	2	2
Penn State	20	15	10	4	5	5

Last FG - NCST 2nd-00:30, PENN 2nd-01:45.
Largest lead - NCST hv 25:30d-09:15, PENN hv 1:14t-18:47
Score tied - 1 time.
Lead changed - 9 times.

PENN STATE 55 PROVIDENCE 52 OT

Nov. 16, 2012 @ Bayamon, Puerto Rico

PENN STATE LEADERS

Scoring Leader: Frazier (19)
Rebounding Leader: Frazier (9)
Assist Leader: Frazier (7)

Despite struggling shooting and trailing for most of the game, Penn State found a way to win behind team highs of 19 points, nine rebounds, seven assists and four steals from Tim Frazier and late clutch shooting from Jermaine Marshall (13) for its first overtime victory under coach Patrick Chambers. Both teams struggled in the first half that saw Providence leading 16-14 at the break with the teams a combined 11-of-42 from the floor. Penn State warmed up to shoot 42 percent in the second half and 4-of-6 in overtime and grabbed 11 steals while forcing 21 Frazier turnovers using a 1-2-2 press in the second half. Trailing by 10, 30-20, with 12:28 to play, Frazier scored 13 of the Lions' 20 points, and nine straight at one point, in a 20-7 run that saw Penn State take a 40-37 lead with 2:23 left. A Marshall three gave PSU a 43-41 lead, but two Kadeem Batts free throws sent it to overtime. A D.J. Newbill jumper and another Marshall three gave PSU the lead for good in overtime.

Penn State 55 • 2-1

#	Player	Total			3-Ptr			Rebounds			PF	TP	A	TO	Blk	Stl	Min
		FG	FGA	FT	FTA	Off	Def	Off	Def	Off							
25	Graham, Jon	f	0-0	0-0	0-0	2	1	3	3	0	1	2	1	1	0	13	
43	Travis, Ross	f	3-8	0-1	0-2	2	2	4	1	6	0	1	0	2	0	36	
02	Newbill, D.J.	g	3-5	0-1	3-3	2	4	6	3	9	3	4	0	0	0	35	
11	Marshall, Jermaine	g	4-18	3-12	2-2	0	5	5	4	13	0	3	0	3	0	34	
23	Frazier, Tim	g	6-13	1-3	6-10	6	3	9	3	19	7	4	0	4	0	45	
10	Taylor, Brandon	g	2-3	0-0	0-0	0	1	2	4	0	0	1	1	0	0	18	
20	Colella, Nick	g	0-4	0-0	0-0	0	0	0	0	0	0	0	0	0	0	16	
21	Borovnjak, Sasa	g	2-2	0-0</													

**PENN STATE 60
BUCKNELL 57**

Nov. 23, 2012 @ University Park, Pa.

PENN STATE LEADERS
Scoring Leader: Marshall (17)
Rebounding Leader: Travis (8)
Assist Leader: Newbill (7)

Penn State hit 14 of its first 18 shots in the second half and finished the half shooting 65% from the floor and 5-of-6 from three to overcome a 22-16 halftime deficit and down previously unbeaten Bucknell for the 11th straight time. Jermaine Marshall led the way with 17 points and four steals while freshman Brandon Taylor had 16 points on a team-best 4-of-8 from three, including two straight to spark the offense at the start of the second half. PSU struggled through 16% shooting for just 16 first half points, but stayed close by limiting Bucknell leading scorer Mike Muscala (17 ppg) who finished the game with 10 points on just four field goal attempts. Trailing 29-24 with 15:59 to play, PSU used a 13-7 run to seize its first lead of the game, 37-36, on a Marshall banked in three-pointer with 10:57 to play. Bucknell tied the game at 39, but PSU used a 9-2 run capped by Ross Travis' first three of the year to take a 48-41 lead and were in control the rest of the way.

BUCKNELL 57 • 5-1

#	Player	Total		3-Ptr		Rebounds			PF	TP	A	TO	Blk	Stl	Min
		FG	FGA	FG	FGA	Off	Def	Tot							
15	Willman, Joe	f	2-7	0-0	0-0	1	5	6	4	4	0	1	0	0	29
31	Muscala, Mike	f	2-4	0-1	6-8	1	11	12	4	10	2	3	5	1	37
11	Hill, Ryan	g	1-4	0-1	0-0	0	1	1	1	1	1	0	0	0	20
12	Johnson, Bryson	g	3-8	3-8	9-11	0	2	2	0	18	1	3	0	1	35
42	Ayers, Cameron	g	5-11	2-6	2-2	1	3	4	3	14	1	1	0	0	34
03	Kaspar, Steven	g	2-4	0-0	2-2	0	1	1	2	6	2	3	0	1	19
10	Fitzpatrick, Brian	g	0-0	0-0	1-2	0	1	1	1	1	0	1	0	0	4
32	Frazier, Ryan	g	0-2	0-2	0-0	0	1	1	2	0	0	1	0	0	12
50	Hoffman, Dom	g	1-1	0-0	0-0	0	3	2	2	0	0	0	0	0	10
Team						0	0	0							
Totals			16-41	5-18	20-25	3	28	31	19	57	7	13	5	3	200

FG % 1st Half: 5-14 35.7% 2nd half: 11-27 40.7% Game: 16-41 39.0% Deadball Rebounds
3FG % 1st Half: 2-7 28.6% 2nd half: 3-11 27.3% Game: 5-18 27.8%
FT % 1st Half: 10-13 76.9% 2nd half: 10-12 83.3% Game: 20-25 80.0%

Penn State 60 • 3-2

#	Player	Total		3-Ptr		Rebounds			PF	TP	A	TO	Blk	Stl	Min
		FG	FGA	FG	FGA	Off	Def	Tot							
10	Taylor, Brandon	f	6-11	4-8	0-0	0	3	3	4	16	0	1	0	0	20
25	Graham, Jon	f	0-3	0-0	0-0	2	3	5	3	0	0	0	1	2	24
43	Travis, Ross	f	3-5	1-2	2-2	3	5	8	3	9	1	0	0	1	35
02	Newbill, D.J.	g	5-18	0-2	0-4	2	5	7	1	10	7	4	1	0	37
11	Marshall, Jermaine	g	4-11	2-3	7-11	0	5	5	3	17	0	2	0	4	33
20	Colella, Nick	g	0-4	0-4	0-0	1	0	1	2	0	0	0	0	0	17
21	Borovnjak, Sasa	g	3-4	0-0	0-3	3	1	4	1	2	1	0	0	2	25
32	Ackerman, Pat	g	1-1	0-0	0-0	0	0	0	2	0	0	0	0	0	9
Team						3	2	5							
Totals			22-57	7-19	9-20	14	24	38	19	60	9	8	3	8	200

FG % 1st Half: 5-31 16.1% 2nd half: 17-26 65.4% Game: 22-57 38.6% Deadball Rebounds
3FG % 1st Half: 2-13 15.4% 2nd half: 5-6 83.3% Game: 7-19 36.8%
FT % 1st Half: 4-10 40.0% 2nd half: 5-10 50.0% Game: 9-20 45.0%

Officials: Larry Scrotto, DJ Carstensen, Jim Bruno
Technical fouls: BUCKNELL-None. Penn State-None.
Attendance: 7713

Score by periods	1st	2nd	Total
BUCKNELL	22	35	57
Penn State	16	44	60

Last FG - BUCKNELL 2nd-00-09, PSU 2nd-00-35.
Largest lead - BUCKNELL by 9 1st-13:34, PSU by 7 2nd-06:26.

Points	In	Off	2nd	Fast	Bench
BUCKNE	Paint	T/O	Chance	Break	
PSU	20	5	2	8	

Score tied - 3 times.
Lead changed - 1 time.

**BOSTON COLLEGE 73
PENN STATE 61**

Nov. 28, 2012 @ University Park, Pa.

PENN STATE LEADERS
Scoring Leader: Marshall (25)
Rebounding Leader: Travis (13)
Assist Leader: Newbill (3)

Trailing 59-39 with 5:22 to play, the Lions reeled off 14 straight points in just over a minute and strung together an 18-1 run that sliced the lead to 60-57 with 3:08 to play, but would get no closer falling to Boston College, 73-61. Jermaine Marshall led PSU with 25 points, including 21 in the second half and 11 in the 18-1 run, and D.J. Newbill added 22 points playing 36 minutes at point guard, but the Lions couldn't overcome 10 first half turnovers and a 27-17 B.C. scoring advantage at the foul line. Freshman Brandon Taylor was saddled with foul trouble all night and posted just three points after a 16-point outing the game before. The Lions trailed 31-24 at the half and suffered through a more than 10-minute drought without a field goal as B.C. used a 23-8 run at the beginning of the second half to build a 20-point lead. The Lions shot 35 percent from the floor and 6-of-20 from three while B.C. hit 42 percent and 8-of-18 from the arc led by 22 points from Olivier Hanlan who went 15-of-19 at the foul line.

Boston College 73 • 3-4

#	Player	Total		3-Ptr		Rebounds			PF	TP	A	TO	Blk	Stl	Min
		FG	FGA	FG	FGA	Off	Def	Tot							
12	Anderson, Ryan	f	3-8	0-0	0-1	1	8	9	2	6	1	2	1	2	38
24	Clifford, Dennis	c	2-3	0-0	1-1	2	0	2	1	5	0	2	0	0	8
21	Havran, Olivier	g	3-9	1-3	15-19	2	3	5	3	22	4	1	0	1	34
25	Rahon, Joe	g	4-7	3-5	3-4	0	4	4	14	2	4	0	0	0	27
33	Heckmann, Patrick	g	1-4	1-2	3-4	1	5	6	1	6	3	1	2	3	35
04	Odier, Eddie	g	1-1	0-0	1-2	0	2	2	1	1	0	0	0	0	10
05	Caudill, KC	g	0-0	0-0	0-0	0	0	0	1	0	0	0	0	0	0
15	Van Nest, Andrew	g	3-7	1-3	2-3	1	3	4	4	9	1	0	0	0	23
20	Jackson, Lonnie	g	3-6	2-5	2-2	0	1	1	4	10	1	1	0	0	23
31	Bylbin, Danny	g	0-0	0-0	0-0	0	1	1	0	0	0	0	0	0	2
Team						0	4	4							
Totals			19-45	8-18	27-36	8	30	38	22	73	13	12	3	8	200

FG % 1st Half: 9-24 37.5% 2nd half: 10-21 47.6% Game: 19-45 42.2% Deadball Rebounds
3FG % 1st Half: 3-10 30.0% 2nd half: 3-10 30.0% Game: 8-18 44.4%
FT % 1st Half: 10-13 76.9% 2nd half: 17-23 73.9% Game: 27-36 75.0%

Penn State 61 • 3-3

#	Player	Total		3-Ptr		Rebounds			PF	TP	A	TO	Blk	Stl	Min
		FG	FGA	FG	FGA	Off	Def	Tot							
10	Taylor, Brandon	f	1-2	0-1	1-2	0	2	2	5	3	0	1	0	1	23
25	Graham, Jon	f	1-2	0-0	0-0	2	0	2	3	4	3	0	1	0	1
43	Travis, Ross	f	2-9	0-3	1-2	3	10	13	1	5	0	0	1	1	38
02	Newbill, D.J.	g	6-13	2-3	8-11	0	3	5	1	22	3	6	0	1	36
11	Marshall, Jermaine	g	8-13	3-7	6-8	0	2	2	4	25	2	4	0	1	28
01	Maduegunbam, Akosa	g	0-1	0-1	0-0	0	0	0	0	0	0	0	0	0	1
05	Jack, Donovan	g	0-0	0-0	0-0	0	0	0	0	0	0	0	0	0	2
20	Colella, Nick	g	1-5	1-5	0-0	0	4	4	3	1	0	0	0	2	28
21	Borovnjak, Sasa	g	4-4	0-0	0-0	0	1	1	2	0	1	0	1	2	21
Team						0	1	1							
Totals			19-53	6-20	17-25	9	24	33	26	61	6	13	5	6	200

FG % 1st Half: 9-23 39.1% 2nd half: 10-30 33.3% Game: 19-53 35.8% Deadball Rebounds
3FG % 1st Half: 3-10 30.0% 2nd half: 3-10 30.0% Game: 6-20 30.0%
FT % 1st Half: 3-5 60.0% 2nd half: 14-20 70.0% Game: 17-25 68.0%

Officials: Mike Sanzere, Ray Perone, Larry Scrotto
Technical fouls: Boston College-None. Penn State-None.
Attendance: 6889
Flagrant-1 on BC #4 at 4:52 First Half
Flagrant-1 on PSU #20 at 0:46.6 Second Half

Score by periods	1st	2nd	Total
Boston College	31	42	73
Penn State	24	37	61

Last FG - BC 2nd-01:52, PSU 2nd-02:28.
Largest lead - BC by 20 2nd-05:22, PSU by 2 1st-17:31.

Points	In	Off	2nd	Fast	Bench
BC	Paint	T/O	Chance	Break	
PSU	18	15	1	0	20
BC	18	3	6		

Score tied - 1 time.
Lead changed - 1 time.

**PENN STATE 58
PENN 47**

Dec. 1, 2012 @ University Park, Pa.

PENN STATE LEADERS
Scoring Leader: Marshall (18)
Rebounding Leader: Travis (8)
Assist Leader: Newbill (4)

Penn State shot 5-of-7 from three in the first half, paced by 11 points on 3-of-4 from the arc from freshman Brandon Taylor, to take a 31-22 halftime lead over Penn. A pair of break-away dunks from D.J. Newbill pushed the lead to 13 to open the second half and Penn State held on as Penn used an 8-2 run to close the margin to four, 43-39, with 7:22 to play. Jermaine Marshall responded with a layup and a pair of assists to Jon Graham who finished on the block to rebuild a 10-point lead. The Lions hit 7-of-9 at the line to ice the game in the closing minutes. Marshall led all scorers with 18 points, going 9-of-10 at the line, while playing 39 minutes while Newbill added 13 and four steals and Taylor 11. Penn was led by 10 points from Tony Hicks, as Graham's defense helped limit leading scorer Fran Dougherty (18.6) to seven points. The Lions held a 17-6 scoring edge at the foul line and 13-3 on second chance baskets.

Penn 47 • 2-6

#	Player	Total		3-Ptr		Rebounds			PF	TP	A	TO	Blk	Stl	Min
		FG	FGA	FG	FGA	Off	Def	Tot							
03	Brooks, Henry	f	2-2	0-0	0-0	0	2	2	5	4	2	2	0	0	20
12	Dougherty, Fran	f	3-9	0-5	1-2	2	6	8	2	7	1	1	2	0	36
00	Cartwright, Miles	g	2-11	0-1	0-0	1	3	4	0	4	2	3	0	0	36
04	Lewis, Jamal	g	3-4	2-2	0-0	1	1	2	1	8	1	2	0	2	23
22	Rennard, Steve	g	0-2	0-2	0-0	1	0	1	5	0	1	2	0	0	8
01	Hicks, Tony	g	4-10	1-6	1-1	0	1	1	2	10	3	1	0	0	23
43	Nelson-Henry, Darien	g	1-2	0-0	0-0	0	0	0	4	2	0	1	0	0	9
15	Crocker, Camryn	g	0-2	0-1	0-0	0	3	2	0	2	2	0	1	1	27
20	Jok, Dau	g	1-3	1-3	2-2	0	0	0	1	5	0	0	0	0	6
23	Louis, Greg	g	1-3	0-1	1-3	1	1	2	3	3	0	0	0	0	7
30	Lucas-Perry, Patrick	g	1-2	1-2	1-2	1	0	1	1	4	0	1	0	0	5
Team						5	2	7							
Totals			18-50	5-22	6-10	12	19	31	26	47	12	15	2	4	200



**PENN STATE 78
ARMY 70**

Dec. 8, 2012 @ University Park, Pa.

PENN STATE LEADERS

Scoring Leader: Newbill (19)
Rebounding Leader: Travis (10)
Assist Leader: Newbill (5)

Penn State shot 56 percent in the first half to build a 40-28 halftime lead and then held off an Army charge that got the Black Knights within two mid-way through the second half. The Lions posted season highs shooting 50.9% and scoring 78 points while winning the rebounding battle 41-27. Four Lions scored in double-digits lead by 19 points from D.J. Newbill and 16 from Jermaine Marshall. Ross Travis posted a double-double with 14 points and 10 rebounds. Army used a press to cut a 48-38 Lion lead to 52-50 with 12:00 to play. PSU responded with a Nick Colella three and after battling back and forth mounted a 10-0 run fueled by Newbill and Brandon Taylor (14 points on the night) to build a 68-54 lead with 5:32 to play. Army, which was led by 23 points from Ella Ellis, got no closer than eight the rest of the way after shooting 38.9%.

Army 70 • 4-4

#	Player	Total		3-Ptr		Rebounds			PF	TP	A	T	Blk	Stl	Min
		FG	FGA	FG	FGA	FT	FTA	Off							
13	Ellis, Ella	f	5-11	4-8	9-11	1	2	3	5	23	1	4	0	0	22
23	Toomey, Larry	f	0-4	0-2	0-0	0	1	1	1	0	2	0	0	0	16
42	Springer, Jordan	c	0-0	0-0	1-2	0	0	0	1	0	1	0	0	0	20
10	Tott, Kyle	g	5-10	3-8	0-0	1	4	5	1	13	0	0	0	0	26
11	Cox, Dylan	g	1-2	0-0	1-1	0	4	4	4	3	7	5	1	3	24
00	Lenox, Maxwell	g	0-0	0-0	0-0	0	1	1	2	0	2	0	0	1	10
04	Gramling, Matt	g	0-0	0-0	0-0	0	1	1	0	0	1	0	0	7	
21	Wilson, Kyle	g	4-11	1-3	3-4	1	2	3	2	9	1	0	0	0	23
23	Herbeck, Josh	g	3-10	2-7	0-0	0	3	3	1	8	1	1	0	2	22
31	Ferguson, Kevin	g	1-2	0-0	1-2	0	1	1	0	3	0	0	0	1	8
32	Plomb, Tanner	g	0-1	0-0	2-2	0	1	1	0	2	0	0	0	0	6
52	Stire, Andrew	g	2-3	0-0	4-6	2	0	2	1	8	1	1	0	0	16
Team			2-3		0-0		2		2		1		0		0
Totals			21-54	10-28	18-24	7	20	27	20	70	15	15	2	7	200

FG % 1st Half: 9-24 37.5% 2nd half: 12-30 40.0% Game: 21-54 38.9%
3FG % 1st Half: 5-13 38.5% 2nd half: 5-15 33.3% Game: 10-28 35.7%
FT % 1st Half: 5-7 71.4% 2nd half: 13-17 76.5% Game: 18-24 75.0%

Penn State 78 • 5-4

#	Player	Total		3-Ptr		Rebounds			PF	TP	A	T	Blk	Stl	Min
		FG	FGA	FG	FGA	FT	FTA	Off							
10	Taylor, Brandon	f	5-10	2-4	2-2	1	3	4	3	14	0	1	1	0	26
21	Borovnjak, Sasa	f	2-3	0-0	0-0	2	1	3	4	4	1	0	0	0	15
43	Travis, Ross	f	5-11	1-5	3-7	1	9	10	1	14	2	3	2	1	38
02	Newbill, D.J.	g	7-15	0-2	5-7	2	4	6	2	19	5	4	0	1	35
11	Marshall, Jermaine	g	4-11	1-3	2-4	4	6	10	1	16	4	5	0	4	39
01	Maduegunban, Akosa	g	0-0	0-0	0-0	0	0	0	0	0	0	0	0	0	1
05	Jack, Donovan	g	0-1	0-0	0-0	0	0	0	0	1	0	0	0	0	6
14	Montminy, Kevin	g	3-5	0-0	0-0	0	0	0	0	0	0	0	0	0	4
20	Colella, Nick	g	3-5	3-5	0-0	1	3	4	3	9	1	2	0	1	27
25	Graham, Jon	g	1-2	0-0	0-0	0	3	3	4	2	0	0	0	0	13
Team			2-3		0-0		2		3		5		1		0
Totals			29-57	7-19	13-20	11	30	41	21	78	13	17	3	7	200

FG % 1st Half: 18-32 56.3% 2nd half: 11-25 44.0% Game: 29-57 50.9%
3FG % 1st Half: 3-9 33.3% 2nd half: 4-10 40.0% Game: 7-19 36.8%
FT % 1st Half: 1-2 50.0% 2nd half: 12-18 66.7% Game: 13-20 65.0%

Officials: Glenn Mayborg, Steve McJunkins, Tim Stewart
Technical fouls: Army-None, Penn State-None.
Attendance: 7247

Score by periods	1st	2nd	Total
Army	28	42	70
Penn State	40	38	78

**PENN STATE 80
DELAWARE STATE 76**

Dec. 15, 2012 @ University Park, Pa.

PENN STATE LEADERS

Scoring Leader: Newbill (22)
Rebounding Leader: Borovnjak (8)
Assist Leader: Newbill & Marshall (5)

Penn State came out hot, jumped to an 18-point first half lead and then survived a gut check as Delaware sent the game to overtime and posted its first lead of the game with 3:06 left in the extra period. Jermaine Marshall and D.J. Newbill responded, Marshall hitting a big three with the Lions trailing by three with 1:07 remaining to tie the game and Newbill driving for the game winning layup with 30 seconds to play. Newbill led the Lions with a career high tying 22 points while Marshall had 15 points, seven rebounds and five assists in 42 minutes. Sasa Borovnjak had his best game of the season with 14 points and a career high tying eight rebounds. The Lions shot 59% in the first half to lead 37-29 at the break, but saw the Hornets shooting 50% in the second half and tie the game for the first time on a Tyshawn Bell three with 12 seconds to play. Casey Walker led DSU with 24 points, including five threes. Penn State shot 49% for the game and had a season high 15 assists.

Delaware State 76 • 5-6

#	Player	Total		3-Ptr		Rebounds			PF	TP	A	T	Blk	Stl	Min
		FG	FGA	FG	FGA	FT	FTA	Off							
32	Oliver, Marques	f	3-3	0-0	3-3	3	5	8	5	9	0	3	2	1	41
01	Gray, Kendall	c	0-4	0-0	0-0	0	0	0	4	0	0	0	0	0	18
11	Tate, Tahj	g	2-10	1-5	5-8	0	4	4	3	10	1	1	0	3	43
13	Thomas, Albert	g	4-7	0-1	5-7	0	0	0	3	13	6	1	0	1	29
22	Walker, Casey	g	8-19	5-13	3-4	4	11	15	2	24	1	1	0	0	41
02	Joyner, Jabari	g	0-1	0-1	0-0	0	0	0	1	0	1	0	0	0	3
03	Bell, Tyshawn	g	5-11	3-7	2-2	1	3	4	4	15	0	2	1	1	24
03	Scott, Jr., Miles	g	0-1	0-0	0-0	0	0	0	0	0	0	0	0	0	1
00	Oliver, Brandon	g	4-13	3-7	0-0	0	2	2	2	15	2	1	0	0	10
21	Sill, Scott	g	1-3	1-3	0-0	0	1	1	0	3	0	0	0	0	8
30	Lawson, Jordan	g	0-0	0-0	0-0	0	0	0	0	0	0	0	0	0	2
35	Doyle, Nick	g	0-0	0-0	0-0	0	0	0	0	0	0	0	0	0	2
55	Coger, Michael	g	0-0	0-0	0-0	0	0	0	0	0	0	0	0	0	2
Team			2-4		0-0		2		4		1		0		0
Totals			24-60	10-30	18-24	2	28	34	24	76	10	8	5	6	225

FG % 1st Half: 8-26 30.8% 2nd half: 13-26 50.0% OT: 3-8 37.5% Game: 24-60 40.0%
3FG % 1st Half: 5-13 38.5% 2nd half: 4-13 30.8% OT: 1-4 25.0% Game: 10-30 33.3%
FT % 1st Half: 8-10 80.0% 2nd half: 10-12 83.3% OT: 0-2 0.0% Game: 18-24 75.0%

Penn State 80 • 6-4

#	Player	Total		3-Ptr		Rebounds			PF	TP	A	T	Blk	Stl	Min
		FG	FGA	FG	FGA	FT	FTA	Off							
10	Taylor, Brandon	f	2-7	1-4	2-2	0	4	4	1	7	1	2	2	1	33
23	Borovnjak, Sasa	f	3-4	0-0	8-10	2	6	8	3	14	2	0	1	0	37
43	Travis, Ross	f	2-4	0-1	2-2	0	3	3	5	6	0	1	0	0	20
02	Newbill, D.J.	g	8-13	1-2	5-6	1	4	5	4	22	5	3	0	0	34
11	Marshall, Jermaine	g	4-7	1-3	4-7	1	4	5	2	15	5	2	1	0	42
01	Maduegunban, Akosa	g	1-2	0-1	0-2	0	2	2	1	2	1	0	0	0	4
05	Jack, Donovan	g	4-5	0-0	0-2	1	2	3	8	0	0	1	0	1	12
14	Montminy, Kevin	g	0-0	0-0	0-0	0	0	0	0	0	0	0	0	0	0
20	Colella, Nick	g	2-5	2-3	0-0	1	2	3	2	6	1	2	0	1	35
25	Graham, Jon	g	0-0	0-0	0-0	0	2	2	0	0	0	1	0	0	8
Team			0-0		0-0		2		0		2		0		0
Totals			26-53	7-18	21-31	3	32	38	21	80	15	11	5	2	225

FG % 1st Half: 13-22 59.1% 2nd half: 10-25 40.0% OT: 3-6 50.0% Game: 26-53 49.1%
3FG % 1st Half: 6-10 60.0% 2nd half: 0-7 0.0% OT: 1-1 100.0% Game: 7-18 38.9%
FT % 1st Half: 8-10 80.0% 2nd half: 10-12 83.3% OT: 4-8 50.0% Game: 21-31 67.7%

Officials: Tim Clougherty, DJ Carstensen, Jim Schipper
Technical fouls: Delaware State-None, Penn State-None.
Attendance: 5751

Score by periods	1st	2nd	OT	Total
Delaware State	29	7	7	43
Penn State	37	32	11	80

FG % 1st Half: 13-22 59.1% 2nd half: 10-25 40.0% OT: 3-6 50.0% Game: 26-53 49.1%
3FG % 1st Half: 6-10 60.0% 2nd half: 0-7 0.0% OT: 1-1 100.0% Game: 7-18 38.9%
FT % 1st Half: 8-10 80.0% 2nd half: 10-12 83.3% OT: 4-8 50.0% Game: 21-31 67.7%

**PENN STATE 72
NEW HAMPSHIRE 45**

Dec. 23, 2012 @ University Park, Pa.

PENN STATE LEADERS

Scoring Leader: Marshall (15)
Rebounding Leader: Travis & Newbill (6)
Assist Leader: Three with (3)

Penn State capitalized on its hot shooting and UNH's offensive struggles to jump ahead early and never look back putting together runs of 10-0, 12-0 and 10-0 in the opening minutes to seize a 34-8 lead. UNH hit 1-of-11 in the opening minutes while PSU was shooting at a clip over 60 percent. The Wildcats ended the game hitting just 22.6%, the lowest for a PSU opponent in the last 15 years, while PSU hit 55 percent in the first half and 46 percent for the game. Jermaine Marshall's 15 points led four Lions in double-figures and 10 Lions that scored. He added a career high five steals as Penn State held a 23-2 lead in points of turnovers. No UNH player reached double-figures. The Lions lead 39-14 at the half and built as much as a 34-point second half lead. The 27-point margin of victory marks the largest under coach Patrick Chambers and the most since a 47-point win over Gardner-Webb in 2009.

New Hampshire 45 • 4-7

#	Player	Total		3-Ptr		Rebounds			PF	TP	A	T	Blk	Stl	Min
		FG	FGA	FG	FGA	FT	FTA	Off							
14	Konan, Patrick	f	1-8	0-0	3-3	1	1	2	3	5	0	2	1	1	25
15	Nyrckil, Ferg	f	3-11	0-4	3-4	1	2	3	2	9	1	0	0	0	23
44	Pelcher, Chris	c	0-6	0-2	1-2	2	3	5	1	2	5	0	0	0	22
03	Rhoads, Chandler	g	1-5	0-2	6-6	1	4	5	3	8	2	3	0	0	30
05	Bronner, Jordan	g	2-5	2-4	0-0	0	2	2	1	6	0	0	0	0	26
02	Orozco, Chris	g	0-3	0-3	2-2	4	4	3	1	3	0	0	0	0	18
10	Mortenson, Logan	g	0-1	0-0	0-0	0	1	1	0	0	1				

**WISCONSIN 60
PENN STATE 51**

Jan. 3, 2013 @ Madison, Wisc.

PENN STATE LEADERS

Scoring Leader: Marshall (19)
Rebounding Leader: Travis (11)
Assist Leader: Newbill (4)

Penn State shot 53 percent in the second half and cut a 14-point deficit with 17:38 to play to one, 50-49, with 2:52 to go. Jermaine Marshall led the Lions with 19 points on 9-of-14 while D.J. Newbill added 12 points, 8 rebounds, four assists and two highlight reel dunks on 6-10 Jared Berggren. The Lions out-shot the Badgers 46 percent to 38 percent and won the rebounding battle 38-32, but shot just one free throw while seeing Wisconsin hit 13-of-26 at the stripe and take advantage of a 23-7 advantage in fouls called against the teams. PSU committed 15 turnovers giving UW a 17-4 edge in points off turnovers and saw UW grab 13 offensive rebounds. The Lions led by four mid-way through the first half, but suffered a six-minute scoring drought to trail by 11, 29-18, at the half. PSU owned a 33-31 scoring advantage in the second half and used runs of 11-3 and 9-0 to slice UW leads. Marshall's jumper brought PSU within one, but UW out-scored PSU 10-2 in the final 2:30.

Penn State 51 • 8-5, 0-1

#	Player	Total		3-Ptr		Rebounds		PF	TP	A	TO	Blk	Stl	Min	
		FG	FGA	FG	FGA	FT	FTA								Off
10	Taylor, Brandon	f	3-6	2-3	0-1	0	2	2	3	8	0	2	0	0	28
21	Borovnjak, Sasa	f	4-7	0-0	0-0	0	0	0	5	8	0	0	0	0	25
43	Travis, Ross	f	1-3	0-0	0-0	3	8	11	2	2	0	2	1	0	31
02	Newbill, D.J.	g	6-15	0-0	0-0	2	6	8	5	12	4	5	0	1	34
11	Marshall, Jermaine	g	9-14	1-3	0-0	0	3	3	3	19	2	4	1	1	35
05	Jack, Donovan	g	0-1	0-0	0-0	0	2	2	0	0	0	0	0	0	8
20	Colella, Nick	g	0-2	0-2	0-0	0	3	3	1	0	1	1	0	0	24
25	Graham, Jon	g	1-4	0-0	0-0	1	2	2	0	0	1	0	0	0	15
Team						3	4	7							
Totals			24-52	3-8	0-1	9	29	38	23	51	7	15	2	2	200

FG % 1st Half: 9-24 37.5% 2nd half: 15-28 53.6% Game: 24-52 46.2%
3FG % 1st Half: 0-0 0.0% 2nd half: 3-6 50.0% Game: 3-9 33.3%
FT % 1st Half: 0-0 0.0% 2nd half: 0-1 0.0% Game: 0-1 0.0%

Wisconsin 60 • 10-4, 1-0

#	Player	Total		3-Ptr		Rebounds		PF	TP	A	TO	Blk	Stl	Min	
		FG	FGA	FG	FGA	FT	FTA								Off
05	Evans, Ryan	f	6-15	0-0	1-6	4	5	9	0	13	0	0	1	0	38
31	Bruesewitz, Mike	f	3-6	1-3	5-6	3	5	8	3	12	3	0	0	0	25
40	Berggren, Jared	g	5-7	0-1	3-5	0	3	3	0	13	0	0	3	2	31
01	Brust, Ben	g	5-14	2-8	1-3	2	1	3	0	13	4	1	1	1	36
12	Jackson, Traevon	g	1-5	0-1	0-2	0	1	1	1	2	1	1	0	0	21
03	Marshall, George	g	0-2	0-1	2-2	0	1	1	2	2	2	0	0	0	23
15	Dekker, Sam	g	1-6	0-2	0-0	0	1	1	0	2	0	0	0	0	17
44	Kaminsky, Frank	g	1-2	0-1	1-2	0	2	1	3	0	0	1	1	1	9
Team						4	0	4							
Totals			22-57	3-7	13-26	13	19	32	7	60	10	4	6	7	200

FG % 1st Half: 12-34 35.3% 2nd half: 10-23 43.5% Game: 22-57 38.6%
3FG % 1st Half: 1-11 9.1% 2nd half: 2-6 33.3% Game: 3-17 17.6%
FT % 1st Half: 4-6 66.7% 2nd half: 9-19 45.0% Game: 13-26 50.0%

Officials: Ted Valentine, Gene Steratore, Steve McClunkins
Technical fouls: Penn State-None, Wisconsin-None.
Attendance: 16156

Score by periods	1st	2nd	Total
Penn State	18	33	51
Wisconsin	29	31	60

Last FG - PSU 2nd-01:15, WIS 2nd-01:06.
Largest lead - PSU by 4 1st-10:42, WIS by 14 2nd-17:38.

Points	In	Off	2nd	Fast	Bench
PSU	32	4	0	0	7
WIS	32	17	13	4	7

Score tied - 4 times.
Lead changed - 2 times.

**No. 5 INDIANA 74
PENN STATE 51**

Jan. 7, 2013 @ University Park, Pa.

PENN STATE LEADERS

Scoring Leader: Travis (14)
Rebounding Leader: Marshall (7)
Assist Leader: Three with (3)

Penn State suffered its worst offensive performance in a month and committed a season-high 19 turnovers to help fuel an Indiana team that shot 52 percent and hit 8-of-16 from three. The Lions shot just 31 percent and 5-of-18 from three and saw IU stop 19 points off turnovers. PSU won the rebounding battle, 35-33, and pulled 17 offensive boards, but couldn't convert enough to keep pace. Ross Travis led the Lions with 14 points and Jermaine Marshall had 11 and a team high seven rebounds. Four IU players scored in double figures led by Christian Watford with 16 and Cody Zeller with 15. Indiana jumped to an early 15-3 lead. A Travis three cut the lead to nine, but IU used a 10-2 run for a 25-8 lead and led by double-digits the rest of the way. The Lions got no closer than 14 in the second half however as IU's lead hovered around 20 most of the half. Penn State forced IU into 12 second half turnovers (17 overall) and just 30 points, but committed 11 of its own and scored 24 points.

Indiana 74 • 14-1, 2-0

#	Player	Total		3-Ptr		Rebounds		PF	TP	A	TO	Blk	Stl	Min	
		FG	FGA	FG	FGA	FT	FTA								Off
02	Watford, Christian	f	5-8	3-5	3-4	1	7	8	3	16	2	3	0	0	27
40	Zeller, Cody	f	5-7	0-0	5-9	1	4	5	3	15	1	3	0	4	32
01	Hulls, Jordan	g	4-6	2-3	4-5	1	2	3	0	14	2	2	0	0	29
04	Oladipo, Victor	g	4-6	1-1	1-2	1	5	6	3	10	3	6	0	1	28
11	Ferrell, Kevin (Yogi)	q	0-5	0-3	1-2	0	1	2	1	1	1	1	0	1	26
00	Sheehy, Willie	g	2-6	1-2	3-4	1	4	4	1	8	2	1	1	25	
12	Mosquera-Perea, H.	g	0-0	0-0	0-2	1	0	1	0	3	0	1	0	1	8
23	Abell, Remy	g	2-2	1-1	2-2	0	0	0	2	7	2	0	0	1	14
33	Hollowell, Jeremy	g	0-2	0-1	3-4	1	3	4	1	3	0	1	0	1	10
42	Jurkin, Peter	g	0-0	0-0	0-0	0	0	0	0	0	0	0	0	0	1
Team						1	2	3							
Totals			22-42	8-16	22-34	7	26	33	18	74	14	17	2	10	200

FG % 1st Half: 14-27 51.9% 2nd half: 8-15 53.3% Game: 22-42 52.4%
3FG % 1st Half: 6-11 54.5% 2nd half: 2-5 40.0% Game: 8-16 50.0%
FT % 1st Half: 10-13 76.9% 2nd half: 12-21 57.1% Game: 22-34 64.7%

Penn State 51 • 8-6, 0-2

#	Player	Total		3-Ptr		Rebounds		PF	TP	A	TO	Blk	Stl	Min	
		FG	FGA	FG	FGA	FT	FTA								Off
10	Taylor, Brandon	f	1-4	1-3	1-2	1	1	2	5	4	1	1	0	0	13
21	Borovnjak, Sasa	f	2-3	0-0	1-1	3	0	3	3	5	0	1	1	0	20
43	Travis, Ross	f	6-17	2-5	0-1	2	3	5	2	14	0	3	0	0	39
02	Newbill, D.J.	g	3-15	0-3	2-3	2	4	6	2	8	3	5	0	2	38
11	Marshall, Jermaine	g	5-11	1-3	0-0	1	6	7	2	11	3	4	1	0	39
05	Jack, Donovan	g	1-2	0-0	2-2	1	1	2	0	0	0	0	0	0	8
14	Montminy, Kevin	g	0-0	0-0	0-0	0	0	0	0	0	0	0	0	0	1
20	Colella, Nick	g	0-2	0-2	0-0	0	1	1	2	0	3	3	0	0	17
25	Graham, Jon	g	0-4	0-0	2-2	2	1	3	5	2	0	1	2	1	18
33	Hollowell, Jeremy	g	1-2	0-0	1-2	0	1	1	2	6	0	0	0	0	6
34	Wisniewski, Alan	g	0-0	0-0	0-0	0	0	0	0	0	0	0	0	0	1
Team						4	1	5							
Totals			19-60	5-18	8-11	17	18	35	25	51	10	19	4	4	200

FG % 1st Half: 11-32 34.4% 2nd half: 8-28 28.6% Game: 19-60 31.7%
3FG % 1st Half: 3-6 50.0% 2nd half: 2-12 16.7% Game: 5-18 27.8%
FT % 1st Half: 2-3 66.7% 2nd half: 6-8 75.0% Game: 8-11 72.7%

Officials: Jim Burr, Lamont Simpson, Gerald Williams
Technical fouls: Indiana-None, Penn State-None.
Attendance: 9386

Flagrant-1 Foul on Ross Travis at 15:07 1st Half

Score by periods	1st	2nd	Total
Indiana	44	30	74
Penn State	27	24	51

Last FG - IND 2nd-04:06, PSU 2nd-05:58.
Largest lead - IND by 23 2nd-00:31, PSU by 1 1st-18:20.

Points	In	Off	2nd	Fast	Bench
IND	44	20	9	14	18
PSU	27	10	6	10	18

Score tied - 0 times.
Lead changed - 2 times.

**NORTHWESTERN 70
PENN STATE 54**

Jan. 10, 2013 @ University Park, Pa.

PENN STATE LEADERS

Scoring Leader: Newbill (20)
Rebounding Leader: Travis (9)
Assist Leader: Newbill (3)

Penn State led 12-8 midway through the first half before suffering a scoring drought of 6:30 and seeing Northwestern seize control of the game with a 13-0 run. The Wildcats built a 21-12 lead and eventually used a 25-4 run to build a 17-point first half lead Penn State never got under 13 the rest of the way. D.J. Newbill led Penn State with 20 points on 6-of-19 shooting and Jermain Marshall added 13, all in the second half. Penn State shot just 31 percent and 3-of-15 from three and turned 15 offensive boards into just eight points. Northwestern was led by 18 points from Dave Sobolewski who went 3-of-6 from three and 17 from Jared Swopshire who was 5-of-8 from the floor for an NU team that shot 45 percent and 9-of-22 from three. Trailing 33-18 at the half, Penn State played the second half nearly even trailing NU 37-36. Foul trouble plagued the Lions and limited freshman Brandon Taylor to 20 minutes.

Northwestern 70 • 10-6, 1-2 B1G

#	Player	Total		3-Ptr		Rebounds		PF	TP	A	TO	Blk	Stl	Min	
		FG	FGA	FG	FGA	FT	FTA								Off
12	Swopshire, Jared	f	5-8	1-1	6-8	3	4	7	1	17	3	0	1	0	37
13	Abrahamson, Kale	f	3-6	3-5	1-2	0	3	3	2	10	1	2	0	1	27
22	Olah, Alex	c	1-2	0-0	0-1	1	7	8	0	2	0	2	2	1	22
03	Sobolewski, Dave	g	7-14	3-6	1-2	0	3	3	3	18	5	1	1	2	35
11	Hearn, Reggie	g	3-7	1-3	7-11	1	3	4	2	14	0	0	1	1	30
00	Jimenez, Omar	g	0-0	0-0	0-0	0	0	0	0	0	0	0	0	0	2
04	Marcotullio, Alex	g	0-4	0-4	2-2	0	2	2	4	2	2	0	0	0	14
10	Turner, Mike	g	1-1	0-0	0-0	1	2	3	2	1	0	2	2	1	16
14	Demps, Tre	g	2-5	1-2	0-0	0	0	0	0	1	5	0	1	0	16
15	Montgomery, III, J.	g	0-1	0-1	0-0	0	0	0	0	0	0	0	0	0	1
Team						2	1	3							
Totals			22-48	9-22	17-26	8	25								



No. 18 MICHIGAN STATE 81 PENN STATE 72

Jan. 16, 2013 @ Madison, Wisc.

PENN STATE LEADERS

Scoring Leader: Marshall (29)
Rebounding Leader: Marshall (10)
Assist Leader: Newbill (6)

Penn State posted its best shooting and scoring game in Big Ten play to date on the season and got career high scoring games from guards Jermaine Marshall (29) and D.J. Newbill (27) but couldn't over come an MSU team that shot 53 percent in the second half and got a career high 20 points in just 17 minutes of action from Adreian Payne who joined Brandon Dawson in sitting out the first half due to a pre-game incident. PSU held MSU to just 29 first half points on 40% shooting, but saw the Spartans explode for 52 in the second half. The Lions led 36-35 with 15:16 to play when Payne took over scoring 16 points in six minutes to give MSU a 54-44 lead to 9:11 to go. Marshall scored 22 and Newbill 18 in the second half as PSU cut a 16-point MSU lead to five, 71-66, with 2:06 to play but could get no closer. The two PSU guards combined to shoot 18-of-30 (60%) and score 56 points as the Lions shot 48% for the game and 19-of-27 at the foul line.

Michigan State 81 • 15-3, 4-1 BIG

#	Player	Total		3-Ptr		Rebounds			PF	TP	A	TO	Blk	Stl	Min
		FG	FGA	FG	FGA	Off	Def	Tot							
02	Gauna, Alex	f	1-2	0-0	0-0	1	3	4	0	2	0	0	1	0	15
25	Nix, Derrick	c	5-5	0-0	2-5	2	3	5	1	12	4	2	0	0	31
11	Applying, Keith	g	3-11	1-4	5-6	0	2	2	4	12	2	2	1	1	34
14	Harris, Gary	g	3-7	2-3	6-7	0	1	1	3	14	2	0	0	1	33
45	Valentine, Genzel	g	1-5	0-1	0-0	0	2	3	3	2	2	0	2	1	18
00	Byrd, Russell	g	1-2	1-2	0-0	0	0	0	0	3	0	0	0	0	6
05	Payne, Adreian	g	6-9	1-1	7-10	3	4	7	2	20	0	0	0	0	17
10	Costello, Matt	g	0-0	0-0	0-0	0	0	0	1	0	1	0	0	0	6
20	Travis, Travis	g	4-11	2-6	1-1	1	2	2	11	3	1	0	1	0	26
22	Dawson, Brandon	g	2-3	0-0	1-1	0	5	5	2	5	3	0	1	0	14
Team						0	4	4							
Totals			26-55	7-17	22-30	7	26	33	18	81	17	7	3	5	200

FG % 1st Half: 10-25 40.0% 2nd half: 16-30 53.3% Game: 26-55 47.3%
3FG % 1st Half: 5-12 41.7% 2nd half: 2-5 40.0% Game: 7-17 41.2%
FT % 1st Half: 4-6 66.7% 2nd half: 18-24 75.0% Game: 22-30 73.3%

Penn State 72 • 8-9, 0-5 BIG

#	Player	Total		3-Ptr		Rebounds			PF	TP	A	TO	Blk	Stl	Min
		FG	FGA	FG	FGA	Off	Def	Tot							
10	Taylor, Brandon	f	0-6	0-5	0-0	0	5	5	4	0	1	1	1	1	28
21	Borovnjak, Sasa	f	1-5	0-0	2-2	0	1	1	4	4	0	1	0	1	23
43	Travis, Ross	f	1-2	0-0	0-0	0	3	3	1	2	0	1	0	1	26
02	Newbill, D.J.	g	8-12	0-1	11-15	0	2	2	1	27	6	3	0	1	37
11	Marshall, Jermaine	g	10-18	3-7	6-9	0	10	10	5	29	1	1	0	0	34
14	Montminy, Kevin	g	1-1	0-0	0-0	0	0	0	2	2	0	0	0	0	5
20	Colella, Nick	g	2-3	2-3	0-2	0	4	4	3	6	1	0	0	0	30
25	Graham, Jon	g	1-2	0-0	0-0	3	0	3	3	2	0	0	0	0	9
32	Ackerman, Pat	g	0-1	0-0	0-0	0	0	0	0	1	0	0	0	0	8
Team						1	1	2							
Totals			24-50	5-16	19-27	4	26	30	23	72	9	8	1	4	200

FG % 1st Half: 9-23 39.1% 2nd half: 15-27 55.6% Game: 24-50 48.0%
3FG % 1st Half: 1-7 14.3% 2nd half: 4-9 44.4% Game: 5-16 31.3%
FT % 1st Half: 6-7 85.7% 2nd half: 13-20 65.0% Game: 19-27 70.4%

Officials: Mike Sanzere, Ed Hightower, Donnie Eppley
Technical fouls: Michigan State-None, Penn State-None.
Attendance: 6585

Score by periods	1st	2nd	Total
Michigan State	29	52	81
Penn State	25	47	72

NEBRASKA 68 PENN STATE 64

Jan. 19, 2013 @ University Park, Pa.

PENN STATE LEADERS

Scoring Leader: Marshall (18)
Rebounding Leader: Newbill (7)
Assist Leader: Newbill (6)

Penn State used a 12-0 run to go from 10 down to up two, 43-41, on Nebraska with 11:56 to play, but faltered at the foul line down the stretch and saw the Huskers get a career high 29 points on 10-of-11 shooting from freshman Shavon Shields. Jermaine Marshall scored all of his team-leading 18 points in the second half as PSU challenged but saw NU rebuild a seven-point lead in part due to a perfect 16-of-16 performance at the foul line (14-14 in the second half). A Marshall three had PSU within three with 32 seconds to play when D.J. Newbill (11 pts) got a steal and NU was called for a flagrant foul which resulted in four free throws and PSU possession. PSU hit just 1-of-4 at the line and saw Marshall get fouled on the ensuing possession but go 0-of-2 at the foul line as Nebraska held on for the victory. PSU shot 38 percent and 15-24 (62.5%) at the foul line while NU hit 47% and got 15 points and three treys from Ray Gallegos.

Nebraska 68 • 10-9, 1-5

#	Player	Total		3-Ptr		Rebounds			PF	TP	A	TO	Blk	Stl	Min
		FG	FGA	FG	FGA	Off	Def	Tot							
32	Almeida, Andre	c	0-1	0-0	0-0	0	3	3	1	0	0	1	1	0	9
02	Rivers, David	g	2-7	0-1	0-0	1	0	1	2	4	0	0	1	1	23
15	Gallegos, Ray	g	6-14	3-9	0-0	0	4	4	2	15	1	2	0	2	38
24	Talley, Dylan	g	3-10	0-2	2-2	0	4	4	2	8	6	1	1	0	39
31	Shields, Shavon	g	10-11	1-1	8-8	1	5	6	5	29	0	6	0	3	38
03	Parker, Benny	g	0-1	0-0	0-0	0	1	1	2	0	2	0	0	2	18
11	Tyrance, Jordan	g	0-0	0-0	0-0	0	1	1	2	0	0	0	0	4	
13	Ubel, Brandon	g	3-7	0-0	6-6	2	4	6	4	12	3	0	2	0	31
Team						1	0	1							
Totals			24-51	4-13	16-16	5	22	27	20	68	12	11	4	8	200

FG % 1st Half: 14-30 46.7% 2nd half: 10-21 47.6% Game: 24-51 47.1%
3FG % 1st Half: 3-9 33.3% 2nd half: 1-4 25.0% Game: 4-13 30.8%
FT % 1st Half: 2-2 100.0% 2nd half: 14-14 100.0% Game: 16-16 100.0%

Penn State 64 • 8-10, 0-6

#	Player	Total		3-Ptr		Rebounds			PF	TP	A	TO	Blk	Stl	Min
		FG	FGA	FG	FGA	Off	Def	Tot							
10	Taylor, Brandon	f	4-7	1-3	0-0	2	4	6	2	9	0	2	0	0	27
21	Borovnjak, Sasa	f	4-6	0-0	0-0	2	3	5	5	8	2	1	0	1	25
43	Travis, Ross	f	4-9	0-2	0-2	4	1	5	2	8	1	1	0	0	29
02	Newbill, D.J.	g	3-11	0-3	5-9	2	5	7	3	11	6	6	1	1	33
11	Marshall, Jermaine	g	5-16	2-7	6-8	0	2	2	18	1	2	2	2	39	
05	Jack, Donovan	g	0-0	0-0	0-0	0	0	0	1	0	1	0	0	3	
14	Montminy, Kevin	g	1-1	1-1	0-0	0	0	0	0	3	0	0	0	1	
20	Colella, Nick	g	1-5	1-4	3-3	1	5	6	0	6	0	1	0	1	31
25	Graham, Jon	g	0-1	0-0	1-2	0	1	1	1	1	1	0	0	0	7
32	Ackerman, Pat	g	0-1	0-0	0-0	0	0	0	1	0	0	0	0	0	5
Team						3	1	4							
Totals			22-57	5-20	15-24	14	22	36	17	64	10	14	3	5	200

FG % 1st Half: 10-28 35.7% 2nd half: 12-29 41.4% Game: 22-57 38.6%
3FG % 1st Half: 2-9 22.2% 2nd half: 3-11 27.3% Game: 5-20 25.0%
FT % 1st Half: 6-8 75.0% 2nd half: 9-16 56.3% Game: 15-24 62.5%

Officials: Mike Kitts, Tom O'Neil, Todd Williams
Technical fouls: Nebraska-None, Penn State-None.
Attendance: 9883
Flagrant-1 foul on Nebraska #13 at 24:6 of second half.

Score by periods	1st	2nd	Total
Nebraska	33	35	68
Penn State	28	36	64

No. 7/8 INDIANA 72 PENN STATE 49

Jan. 23, 2013 @ Bloomington, Ind.

PENN STATE LEADERS

Scoring Leader: Newbill (18)
Rebounding Leader: Newbill (7)
Assist Leader: Marshall (2)

Penn State fell to a Hoosier team that hit its first six three-pointers of the second half and was shooting at a 73 percent clip through the first 15 minutes of the second period to open up a 20-point margin. D.J. Newbill posted 18 points, seven rebounds and four steals while helping to force 18 IU turnovers to keep the Hoosiers from completely running away. Penn State committed 18 turnovers of its own, eight coming from Newbill in 39 minutes of action against the Hoosier press. Penn State trailed by 14, 33-19, at the half as IU shot just 37%, but saw that lead jump to 22 in the opening minute of the second half as the Hoosiers hit a pair of threes and jumped to an 8-0 run. Five Hoosiers scored in double figures led by Victor Oladipo's 19. IU went 11-of-20 from three on the game, but hit just 21-of-37 from the foul line. Penn State committed a season high 29 fouls and saw three players foul out. The Lions shot just 33% for the game and 2-of-15 from three.

Penn State 49 • 8-11, 0-7

#	Player	Total		3-Ptr		Rebounds			PF	TP	A	TO	Blk	Stl	Min
		FG	FGA	FG	FGA	Off	Def	Tot							
10	Taylor, Brandon	f	0-6	0-3	0-0	1	2	3	5	0	0	1	1	0	23
21	Borovnjak, Sasa	f	1-5	0-0	2-2	1	1	2	5	4	0	1	0	1	19
02	Newbill, D.J.	g	7-17	0-2	4-6	1	6	7	1	18	1	8	1	4	39
11	Marshall, Jermaine	g	5-11	1-5	1-2	1	5	6	5	12	2	3	0	0	28
20	Colella, Nick	g	0-1	0-1	1-2	1	2	3	4	1	0	1	0	2	31
05	Maduegbunam, Akosa	g	0-0	0-0	0-0	0	0	0	0	0	0	0	0	0	1
01	Jack, Donovan	g	0-0	0-0	0-0	0	0	0	3	0	0	1	0	1	
14	Montminy, Kevin	g	0-0	0-0	0-0	0	0	0	0	0	0	0	0	1	
25	Graham, Jon	g	2-3	0-0	1-2	0	1	1	3	5	1	0	0	2	
32	Ackerman, Pat	g	0-0	0-0	0-0	0	0	0	2	0	0	0	0	8	
24	Wisniewski, Alan	g	0-0	0-0	0-0	0	0	0	0	0	0	0	0	1	
43	Travis, Ross	g	2-5	1-4	4-4	2	3	5	1	9	1	1	2	0	26
Team						1	1	2							
Totals			17-51	2-15	13-18	10	22	32	29	49	5	18	7	7	200

FG % 1st Half: 8-27 29.6% 2nd half: 9-24 37.5% Game: 17-51 33.3%
3FG % 1st Half: 1-7 14.3% 2nd half: 1-8 12.5% Game: 2-15 13.3%
FT % 1st Half: 2-2 100.0% 2nd half: 11-16 68.8% Game: 13-18 72.2%

Indiana 72 • 17-2, 5-1

#	Player	Total		3-Ptr		Rebounds			PF	TP	A	TO	Blk	Stl	Min
		FG	FGA	FG	FGA	Off	Def	Tot							

2012-13 Penn State Men's Basketball
Penn State Combined Team Statistics (as of Jan 24, 2013)
All games

RECORD:	OVERALL	HOME	AWAY	NEUTRAL
ALL GAMES	8-11	7-5	0-4	1-2
CONFERENCE	0-7	0-4	0-3	0-0
NON-CONFERENCE	8-4	7-1	0-1	1-2

##	Player	gp-gs	min	avg	Total		3-Point		F-Throw		Rebounds				pf	dq	a	to	blk	stl	pts	avg
					fg-fga	fg%	3fg-fga	3fg%	ft-fta	ft%	off	def	tot	avg								
23	Frazier, Tim	4-4	130	32.5	15-42	.357	2-11	.182	33-39	.846	9	9	18	4.5	8	0	15	12	1	9	65	16.3
02	Newbill, D.J.	19-19	680	35.8	99-247	.401	7-41	.171	89-132	.674	32	82	114	6.0	51	2	74	74	5	21	294	15.5
11	Marshall, Jermaine	19-19	650	34.2	96-235	.409	32-101	.317	61-81	.753	8	79	87	4.6	67	5	41	58	11	30	285	15.0
43	Travis, Ross	19-17	590	31.1	51-141	.362	5-33	.152	28-46	.609	45	90	135	7.1	45	1	8	33	7	8	135	7.1
10	Taylor, Brandon	19-15	428	22.5	44-120	.367	24-71	.338	10-14	.714	18	54	72	3.8	59	3	5	25	9	4	122	6.4
21	Borovnjak, Sasa	19-11	407	21.4	40-80	.500	0-1	.000	24-37	.649	30	34	64	3.4	57	4	8	16	8	9	104	5.5
20	Colella, Nick	19-2	452	23.8	22-69	.319	20-62	.323	5-8	.625	9	36	45	2.4	44	1	15	14	0	14	69	3.6
25	Graham, Jon	19-8	290	15.3	16-49	.327	0-0	.000	13-19	.684	26	31	57	3.0	47	1	4	10	18	3	45	2.4
05	Jack, Donovan	14-0	91	6.5	9-19	.474	1-2	.500	6-9	.667	5	11	16	1.1	16	0	0	5	3	2	25	1.8
14	Montminy, Kevin	13-0	38	2.9	4-8	.500	2-5	.400	2-4	.500	3	2	5	0.4	5	0	0	0	1	1	12	0.9
32	Ackerman, Pat	7-0	41	5.9	3-7	.429	0-0	.000	0-0	.000	1	0	1	0.1	11	0	1	1	0	1	6	0.9
01	Maduegunam, Akosa	11-0	45	4.1	2-10	.200	0-7	.000	2-4	.500	2	5	7	0.6	3	0	2	0	0	0	6	0.5
34	Wisniewski, Alan	5-0	6	1.2	0-0	.000	0-0	.000	0-0	.000	0	0	0	0.0	0	0	0	0	0	0	0	0.0
24	Cooper, Zach	1-0	0	0.0	0-0	.000	0-0	.000	0-0	.000	0	0	0	0.0	0	0	0	0	0	0	0	0.0
35	Onyeaka, Kevin	1-0	2	2.0	0-1	.000	0-1	.000	0-0	.000	0	0	0	0.0	0	0	0	0	0	0	0	0.0
Team											39	30	69		1		5					
Total.....		19	3850		401-1028	.390	93-335	.278	273-393	.695	227	463	690	36.3	414	17	173	253	63	102	1168	61.5
Opponents.....		19	3850		404-949	.426	142-379	.375	326-469	.695	158	459	617	32.5	368	10	225	231	68	117	1276	67.2

TEAM STATISTICS	PSU	OPP	Date	Opponent	Score	Att.
SCORING	1168	1276	11/9/12	SAINT FRANCIS	w 65-58	7329
Points per game	61.5	67.2	11/16/12	vs North Carolina State	L 55-72	4224
Scoring margin	-5.7	-	11/16/12	vs Providence	Wot 55-52	4224
FIELD GOALS-ATT	401-1028	404-949	11/18/12	vs Akron	L 60-85	4224
Field goal pct	.390	.426	11/23/12	BUCKNELL	w 60-57	7713
3 POINT FG-ATT	93-335	142-379	11/28/12	BOSTON COLLEGE	L 61-73	6889
3-point FG pct	.278	.375	12/1/12	PENN	w 58-47	7086
3-pt FG made per game	4.9	7.5	12-5-12	at La Salle	L 57-82	4382
FREE THROWS-ATT	273-393	326-469	12/8/12	ARMY	w 78-70	7247
Free throw pct	.695	.695	12/15/12	DELAWARE STATE	Wot 80-76	5751
F-Throws made per game	14.4	17.2	12/23/12	NEW HAMPSHIRE	w 72-45	7852
REBOUNDS	690	617	12/29/12	DUQUESNE	w 84-74	5521
Rebounds per game	36.3	32.5	* 01/03/13	at Wisconsin	L 51-60	16156
Rebounding margin	+3.8	-	* 1/7/13	INDIANA	L 51-74	9386
ASSISTS	173	225	* 1/10/13	NORTHWESTERN	L 54-70	6479
Assists per game	9.1	11.8	* 1/13/13	at Purdue	L 42-60	13222
TURNOVERS	253	231	* 1/16/13	MICHIGAN STATE	L 72-81	6585
Turnovers per game	13.3	12.2	* 1/19/13	NEBRASKA	L 64-68	9883
Turnover margin	-1.2	-	* 01/23/13	at Indiana	L 49-72	17472
Assist/turnover ratio	0.7	1.0				
STEALS	102	117				
Steals per game	5.4	6.2				
BLOCKS	63	68				
Blocks per game	3.3	3.6				
ATTENDANCE	87721	63904				
Home games-Avg/Game	12-7310	4-12808				
Neutral site-Avg/Game	-	3-4224				

* - Conference game

Score by Periods	1st	2nd	OT	Totals
Penn State	519	626	23	1168
Opponents	546	714	16	1276

2012-13 Penn State Men's Basketball
Penn State Combined Team Statistics (as of Jan 24, 2013)
Conference games

RECORD:	OVERALL	HOME	AWAY	NEUTRAL
ALL GAMES	0-7	0-4	0-3	0-0
CONFERENCE	0-7	0-4	0-3	0-0
NON-CONFERENCE	0-0	0-0	0-0	0-0

##	Player	gp-gs	min	avg	Total		3-Point		F-Throw		Rebounds				pf	dq	a	to	blk	stl	pts	avg		
					fg-fga	fg%	3fg-fga	3fg%	ft-fta	ft%	off	def	tot	avg										
11	Marshall, Jermaine	7-7	242	34.6	41-95	.432	10-33	.303	18-23	.783	2	31	33	4.7	25	2	14	19	7	5	110	15.7		
02	Newbill, D.J.	7-7	253	36.1	36-101	.356	0-12	.000	33-46	.717	12	28	40	5.7	18	1	27	31	3	10	105	15.0		
43	Travis, Ross	7-6	213	30.4	18-50	.360	3-12	.250	5-9	.556	15	31	46	6.6	12	0	2	13	4	2	44	6.3		
21	Borovnjak, Sasa	7-7	163	23.3	15-37	.405	0-0	.000	11-14	.786	11	8	19	2.7	26	3	3	8	1	7	41	5.9		
10	Taylor, Brandon	7-7	169	24.1	13-49	.265	7-26	.269	1-3	.333	9	20	29	4.1	25	2	1	12	3	1	34	4.9		
20	Colella, Nick	7-1	166	23.7	4-17	.235	4-15	.267	4-7	.571	3	17	20	2.9	14	0	6	7	0	4	16	2.3		
25	Graham, Jon	7-0	80	11.4	5-16	.313	0-0	.000	4-6	.667	6	6	12	1.7	16	1	1	2	6	1	14	2.0		
14	Montminy, Kevin	6-0	25	4.2	3-3	1.000	1-1	1.000	1-1	1.000	2	0	2	0.3	4	0	0	0	1	1	8	1.3		
05	Jack, Donovan	5-0	35	7.0	1-7	.143	1-2	.500	2-2	1.000	2	3	5	1.0	8	0	0	3	1	0	5	1.0		
32	Ackerman, Pat	5-0	28	5.6	2-5	.400	0-0	.000	0-0	.000	1	0	1	0.2	8	0	1	1	0	1	4	0.8		
01	Maduegbunam, Akosa	3-0	20	6.7	1-4	.250	0-2	.000	0-0	.000	0	2	2	0.7	2	0	1	0	0	0	2	0.7		
34	Wisniewski, Alan	4-0	4	1.0	0-0	.000	0-0	.000	0-0	.000	0	0	0	0.0	0	0	0	0	0	0	0	0.0		
35	Onyeaka, Kevin	1-0	2	2.0	0-1	.000	0-1	.000	0-0	.000	0	0	0	0.0	0	0	0	0	0	0	0	0.0		
Team											20	12	32					3						
Total.....		7	1400		139-385	.361	26-104	.250	79-111	.712	83	158	241	34.4	158	9	56	99	26	32	383	54.7		
Opponents.....		7	1400		159-348	.457	46-113	.407	121-190	.637	66	173	239	34.1	113	1	92	78	32	48	485	69.3		

TEAM STATISTICS	PSU	OPP	Date	Opponent	Score	Att.
SCORING	383	485	* 01/03/13	at Wisconsin	L 51-60	16156
Points per game	54.7	69.3	* 1/7/13	INDIANA	L 51-74	9386
Scoring margin	-14.6	-	* 1/10/13	NORTHWESTERN	L 54-70	6479
FIELD GOALS-ATT	139-385	159-348	* 1/13/13	at Purdue	L 42-60	13222
Field goal pct	.361	.457	* 1/16/13	MICHIGAN STATE	L 72-81	6585
3 POINT FG-ATT	26-104	46-113	* 1/19/13	NEBRASKA	L 64-68	9883
3-point FG pct	.250	.407	* 01/23/13	at Indiana	L 49-72	17472
3-pt FG made per game	3.7	6.6	* - Conference game			
FREE THROWS-ATT	79-111	121-190				
Free throw pct	.712	.637				
F-Throws made per game	11.3	17.3				
REBOUNDS	241	239				
Rebounds per game	34.4	34.1				
Rebounding margin	+0.3	-				
ASSISTS	56	92				
Assists per game	8.0	13.1				
TURNOVERS	99	78				
Turnovers per game	14.1	11.1				
Turnover margin	-3.0	-				
Assist/turnover ratio	0.6	1.2				
STEALS	32	48				
Steals per game	4.6	6.9				
BLOCKS	26	32				
Blocks per game	3.7	4.6				
ATTENDANCE	32333	46850				
Home games-Avg/Game	4-8083	3-15617				
Neutral site-Avg/Game	-	0-0				

Score by Periods	1st	2nd	Totals
Penn State	157	226	383
Opponents	231	254	485