



2024 PENN STATE BASEBALL

PENN STATE VS. ST. BONAVENTURE | MARCH 19, 2024 | UNIVERSITY PARK, PA.

2024 SCHEDULE

Date Opponent Time/Result

FEBRUARY

16	vs. Monmouth ¹	W, 6-5 (10)
17	vs. Army ¹	W, 4-3
17	vs. Monmouth ¹	L, 3-10
18	vs. Army ¹	W, 12-4
23	at Stanford	W, 15-4
24	at Stanford	W, 13-2 (7)
25	at Stanford	L, 5-9

MARCH

1	at Davidson	Canceled
2	at Davidson	L, 2-14 (7)
3	at Davidson (DH)	W, 14-7/W, 6-4
5	at #10 Virginia	L, 3-6
8	vs. Harvard ¹	W, 5-3/W, 8-7 (10)
10	vs. Harvard ¹	L, 5-6
14	UMASS LOWELL	W, 3-2
15	UMASS LOWELL	L, 9-11
16	UMASS LOWELL	W, 21-14
19	ST. BONAVENTURE	5 p.m.
20	BUCKNELL	PPD
22	MICHIGAN*	5:30 p.m.
23	MICHIGAN*	2 p.m.
24	MICHIGAN*	1 p.m.
26	PITT	5:30 p.m.
29	at Illinois*	7 p.m.
30	at Illinois*	4 p.m.
31	at Illinois* (BTN)	3 p.m.

APRIL

2	BUCKNELL	4 p.m.
5	NORTHWESTERN*	5:30 p.m.
6	NORTHWESTERN*	2 p.m.
7	NORTHWESTERN*	1 p.m.
9	LEHIGH	TBD
12	at Indiana*	6 p.m.
13	at Indiana*	2 p.m.
14	at Indiana*	1 p.m.
16	KENT STATE	5:30 p.m.
19	at Michigan State* (BTN)	8 p.m.
20	at Michigan State*	3:35 p.m.
21	at Michigan State*	1:05 p.m.
24	WEST VIRGINIA	5:30 p.m.
26	MINNESOTA*	5:30 p.m.
27	MINNESOTA*	12:30 p.m.
28	MINNESOTA*	1 p.m.

MAY

3	at Navy	TBD
4	at Navy	6 p.m.
5	at Navy	1 p.m.
8	at West Virginia (ESPN2)	7 p.m.
10	RUTGERS*	5:30 p.m.
11	RUTGERS*	2 p.m.
12	RUTGERS*	1 p.m.
14	at Pitt	3 p.m.
16	at Maryland*	6:30 p.m.
17	at Maryland*	6:30 p.m.
18	at Maryland*	2 p.m.
21-26	Big Ten Tournament ²	TBD

¹USA Baseball Complex (Cary, N.C.)

²PNC Park (Pittsburgh, Pa.)

³Charles Schwab Field (Omaha, Neb.)

All Times Eastern

Rankings are D1Baseball

STRATEGIC COMMUNICATIONS

Primary Contact.....Paul Marboe
Cell Phone814-777-7604
Emailprms5118@psu.edu

PENN STATE NITTANY LIONS
(11-6, 0-0 BIG TEN)



vs.

ST. BONAVENTURE BONNIES
(7-11, 0-0 ATLANTIC 10)



GOPSUSPORTS.COM | @PENNSTATEBASE | MEDLAR FIELD AT LUBRANO PARK
BIG+ (Matt Scalzo, Adam Sheetz) | RADIO: 1450 AM/103.7 FM (Mac Young, Tyler Millen)
ONLINE | Links to live video, live audio and live stats available at GoPSUSports.com

LEADING OFF

- Penn State hosts St. Bonaventure for a midweek contest on Tuesday.
- The Nittany Lions are playing their fourth game of an eight-game homestand.
- The blue and white is 32-6-1 all-time against St. Bonaventure and has won seven of the last eight meetings.
- Penn State is coming off a series win over UMass Lowell.
- On Thursday, PSU earned a 3-2 win behind six strong innings by Travis Luensmann and a solo homer by Billy Gerlott.
- On Saturday, the Nittany Lions overcame a 9-run deficit after the Top 1st and posted their own 9-run inning in the eighth to claim a 21-14 win.
- J.T. Marr leads the Big Ten with a .465 average, ranking 11th in the country, while sitting fourth in the nation in hits per game (1.94) and 20th in total hits (33).
- Marr had three hits in Thursday's game and four hits in Saturday's game and now has nine multi-hit games this season.
- Adam Cecere launched two homers in Friday's game against UML and now has five this season to raise his career total to 37 homers.

PROJECTED STARTERS



Matt Morash
LHP | Fr. | 6-0 | 200
Westford, Mass.
6 Appearances/0 Starts
0-0, 7.36 ERA, 6K/3BB

LAST GAME LINEUP

No.	Name	Pos.	B/T	Ht./Wt.	Yr.	AVG	HR	RBI
18	Matt Maloney	C	L/R	5-11/170	Jr.	.341	1	18
1	Joe Jaconski	1B	L/R	6-0/190	Jr.	.268	2	13
19	Derek Cease	2B	R/R	5-8/150	Jr.	.500	0	1
0	Grant Norris	SS	R/R	6-1/192	Gr.	.246	4	14
23	Bryce Molinaro	3B	R/R	6-0/190	So.	.265	2	14
28	Bobby Marsh	LF	L/L	6-3/194	So.	.340	0	9
3	Billy Gerlott	CF	R/R	6-1/181	R-Jr.	.344	1	3
12	Adam Cecere	RF	L/R	6-4/230	Gr.	.302	5	15
40	J.T. Marr	DH	L/R	6-0/190	Gr.	.465	1	16

Other Possible Starters:

2	Kyle Hannon	IF	L/R	5-10/186	Sr.	.226	1	10
13	Tayven Kelley	OF	R/R	6-3/198	Sr.+	.244	2	9
32	Kevin Michaels	IF	R/R	5-11/175	Gr.	.211	0	2

PAGE 2 | PENN STATE VS. ST. BONAVENTURE

No.	Name	Pos.	B/T	Yr.	Ht.	Wt.	Hometown/High School/Last School
0	Grant Norris	IF	R/R	Gr.	6-1	192	Somerset, Pa./Somerset Area/Duke
1	Joe Jaconski	IF/OF	L/R	Jr.	6-0	190	Plymouth Meeting, Pa./Plymouth Whitemarsh/North Carolina
2	Kyle Hannon	IF/OF	L/R	Sr.	5-10	186	Harrisburg, Pa./Red Land
3	Billy Gerlott	OF	R/R	R-Jr.	6-1	181	Auburn, Pa./Blue Mountain
4	Martin Howell	C	R/R	Fr.	6-2	205	Gillette, N.J./Watchung Hills Regional
6	Ty Torti	IF	S/R	So.	5-11	192	Raleigh, N.C./Pro5 Baseball Academy
7	C.J. Pittaro	IF	L/R	Sr.	6-1	204	Hamilton, N.J./Steinert/Vanderbilt
8	Mike Lucarelli	IF	L/R	Fr.	6-0	195	Marlton, N.J./Paul VI
9	Connor Throneberry	P	R/R	R-So.	6-6	235	St. Louis, Mo./Marquette Senior
10	Ben DeMell	P	L/R	R-So.	6-5	205	Concord, Ohio/Gilmour Academy
11	Mason Butash	P	R/R	Fr.	6-2	195	Chantilly, Va./Freedom
12	Adam Cecere	OF/IF	L/R	Gr.	6-4	230	Adams Township, Pa./Forest Hills/Wake Forest
13	Tayven Kelley	OF	R/R	R-Sr.	6-3	198	Boiling Springs, Pa./Cedar Cliff
14.	Michael DiMartini	IF	R/R	Fr.	6-1	205	South Fayette, Pa./South Fayette
15	David Lee	OF/P	R/R	Sr.	6-2	210	Pittsburgh, Pa./Thomas Jefferson/California (Pa.)
16	James Lordi	P	L/L	R-Fr.	6-0	192	Jim Thorpe, Pa./Jim Thorpe Area
18	Matt Maloney	C	L/R	Jr.	5-11	170	Windham, N.H./Central Catholic
19	Derek Cease	IF/P	R/R	Jr.	5-8	150	Plymouth, Pa./Greater Nanticoke Area
20	Frankie Sanchez	P	L/R	Jr.	6-0	195	Kendall Park, N.J./South Brunswick/Southern New Hampshire
21	Will Perkowski	1B/P	R/R	Fr.	6-4	230	New Boston, N.H./Goffstown
22	Brandon Wingenroth	P	R/R	R-Fr.	6-1	170	Manheim, Pa./Lancaster Catholic
23	Bryce Molinaro	IF	R/R	So.	6-0	190	Drums, Pa./Hazleton Area/St. John's
24	Jaden Henline	P	L/R	Sr.	6-2	170	New Cumberland, Pa./Red Land
25	Chase Renner	P	R/R	Jr.	6-4	200	Alburtis, Pa./Brandywine Heights
26	Matt Morash	P	L/L	Fr.	6-0	200	Westford, Mass./Westford Academy
27	Mason Horwat	P	R/R	Fr.	6-1	185	Pittsburgh, Pa./Avonworth
28	Bobby Marsh	OF/1B	L/L	So.	6-3	194	Bellefonte, Pa./Bellefonte Area/Florida Atlantic
29	Carson Kohls	P	R/R	Sr.	6-0	209	Sacramento, Calif./El Camino
30	Anthony Steele	1B/OF/P	L/L	Jr.	6-4	230	Shelton, Conn./Shelton
31	Chic DeGaetano	P	R/R	Gr.	6-2	214	Sugarloaf, Pa./Hazleton Area/Villanova
32	Kevin Michaels	IF	R/R	Gr.	5-11	175	Encinitas, Calif./Canyon Crest Academy/St. John's
33	Travis Luensmann	P	R/R	Sr.	6-6	234	Altoona, Pa./Bellewood-Antis/South Carolina
34	CJ Carmichael	IF	R/R	R-Fr.	6-1	170	Lancaster, Ohio/Bloom Carroll
35	Adin Zorn	OF	R/R	Fr.	6-2	180	Aliquippa, Pa./Sewickley Acadmy
36	Aiden Coleman	P	L/L	R-Fr.	5-10	163	Tyrone, Pa./Tyrone Area
38	Alex Pak	P	L/L	Fr.	6-1	195	Wallingford, Pa./Strath Haven
40	J.T. Marr	C	L/R	Gr.	6-0	190	Fort Mill, S.C./Fort Mill/College of Charleston
41	Zach Mizrahi	P	L/L	Jr.	6-1	195	Jacksonville, Fla./Mandarin
43	Jacob Coffin	P	S/L	So.	6-0	161	Apex, N.C./Pro5 Baseball Academy
46	Jack Messina	1B/P	L/L	Fr.	6-0	205	State College, Pa./State College Area

ALPHABETICAL ROSTER

11	Mason Butash
34	CJ Carmichael
19	Derek Cease
12	Adam Cecere
43	Jacob Coffin
36	Aiden Coleman
31	Chic DeGaetano
10	Ben DeMell
14	Michael DiMartini
3	Billy Gerlott
2	Kyle Hannon
24	Jaden Henline
27	Mason Horwat
4	Martin Howell
1	Joe Jaconski
13	Tayven Kelley
29	Carson Kohls
15	David Lee
16	James Lordi
8	Mike Lucarelli
33	Travis Luensmann
18	Matt Maloney
40	J.T. Marr
28	Bobby Marsh
46	Jack Messina
32	Kevin Michaels
41	Zach Mizrahi
23	Bryce Molinaro
26	Matt Morash
0	Grant Norris
38	Alex Pak
21	Will Perkowski
7	C.J. Pittaro
25	Chase Renner
20	Frankie Sanchez
30	Anthony Steele
9	Connor Throneberry
6	Ty Torti
22	Brandon Wingenroth
35	Adin Zorn

PRONUNCIATION GUIDE

19	Derek Cease	See-ce
12	Adam Cecere	Suh-SEAR-ee
10	Ben DeMell	Duh-Mel
31	Chic DeGaetano	Day-guh-tahn-oh
1	Joe Jaconski	Juh-CON-ski
3	Billy Gerlott	GRR-Lot
16	James Lordi	Lord-eye
33	Travis Luensmann	Linns-min
8	Mike Lucarelli	Lou-cuh-relli
46	Jack Messina	Muh-SEE-na
41	Zach Mizrahi	Miz-RA-he
21	Will Perkowski	Pur-Cow-Ski
7	C.J. Pittaro	Pi-TAR-o

ROSTER BREAKDOWN BY STATE

California - 2	New Hampshire - 2
Connecticut - 1	North Carolina - 2
Florida - 1	Ohio - 2
Massachusetts - 1	Pennsylvania - 22
Missouri - 1	South Carolina - 1
New Jersey - 4	Virginia - 1

ROSTER BREAKDOWN BY ELIGIBILITY

Freshmen - 13
Sophomores - 6
Juniors - 8
Seniors/Graduates - 12

ROSTER BREAKDOWN BY POSITION

Catchers - 3	Left-Handed Pitchers - 8
Infielders - 16	Right-Handed Pitchers - 14
Outfielders - 9	

PENN STATE QUICK FACTS

GENERAL INFORMATION

Location..... University Park, Pa.
 Founded 1855
 Enrollment 48,535
 Colors Blue and White
 Conference..... Big Ten
 Nickname Nittany Lions
 President Dr. Neeli Bendapudi
 VP for Intercollegiate Athletics..... Dr. Patrick Kraft

TEAM INFORMATION

2024 Record 11-6
 2024 Big Ten Record 0-0
 Postseason N/A
 All-Time Record (Years) 2,140-1,582-21 (135)
 All-Time Big Ten Record (Years) 340-444 (32)
 NCAA Tournament Appearances 19
 NCAA Tournament Record 25-24
 NCAA Super Regional Appearances 1
 College World Series Appearances 5
 (1952, 1957, 1959, 1963, 1973)
 Best CWS Finish Second (1957)
 Last NCAA Tournament Appearance 2000

BASEBALL STAFF

Head Coach Mike Gambino
 PSU Record (Years) 11-6 (1st)
 Career Record (Years) 302-372 (14th)
 Associate Head Coach Scott Loiseau
 Assistant Coaches
 Nick Puccio (Hitting)
 Will Jauss (Pitching)
 Director of Pitching Technology
 Mason Mellott
 Director of Program Development/Alumni
 Relations..... Ryan Wheeler
 Dir. of Operations/Player Development...
 Jake Stone
 Athletic Performance..... Andrew Sanders
 Athletic Trainer Robin Martin

STADIUM INFORMATION

Home Stadium ... Medlar Field at Lubrano Park
 First Season 2007
 Capacity 5,406
 Press Box Phone (814) 441-9145

MEDIA RELATIONS INFORMATION

Baseball Contact Paul Marboe
 Cell Phone (814) 777-7604
 Email prm5118@psu.edu
 Website GoPSUsports.com
 Twitter @PennStateBASE
 Instagram @PennStateBASE
 Facebook Page facebook.com/
 pennstatebaseball

The Marr-Chine Keeps Hitting

- Grad student J.T. Marr is off to an incredible start to begin the 2024 campaign.
- After going 8-of-14 at the plate in the series against UMass Lowell, Marr raised his season average to .465 with a team-best 33 hits.
- Marr leads the Big Ten with his .465 average, while ranking 11th in the country.
- He also ranks fourth in the nation, and second in the Big Ten, averaging 1.94 hits per game.
- Marr holds 20th in the country, and fourth in the conference, with 33 total hits.
- This past weekend, he had three hits on Thursday and four hits on Saturday, raising his season total to nine multi-hit games. He also has four multi-RBI games.
- On the year, Marr has two games with four hits and four games with three hits.
- Among his 33 knocks, he has three doubles and a homer to go with 16 RBI and 16 runs.

Newcomers Leading Balanced Lineup

- The Nittany Lions sit among the Top 5 in the Big Ten in batting average (.303; 4th), runs per game (7.9; 4th), home runs per game (1.12; 5th), slugging percentage (.463; 5th) and OPS (.875; 5th).
- Penn State has five players with a .302 or better average, six with a .400+ on-base percentage and seven with a .400+ slugging percentage.
- Graduate student J.T. Marr paces the squad with a .465 average and 33 hits. He owns three doubles, a homer, 16 RBI and 16 runs.
- Redshirt junior Billy Gerlott is hitting .344 with four doubles, a homer, three RBI and 13 runs.
- Junior Matt Maloney is batting .341 with a team-high 18 RBI along with three doubles and a homer.
- Maloney leads the Big Ten in RBI per game (1.38).
- Bobby Marsh is hitting .340 with 18 hits, including three doubles, nine RBI and nine runs.
- Graduate student Adam Cecere is hitting .302 with 16 hits, including four doubles and a team-high five homers, 15 RBI and 20 runs. He has a team-high 18 walks and seven hit-by-pitches.
- He hit two homers in Saturday's game against UMass Lowell, his sixth career multi-homer game.
- Cecere paces the team with a .660 slugging percentage and a .519 on-base percentage.
- He ranks fifth in Big Ten with a 1.179 OPS and slugging percentage (.660) and third in on-base percentage (.519). He's also tied-first in the conference in total walks (18) and first in walks per game (1.06).
- Cecere is one of 16 current Division I players with 37+ homers and 131+ RBI in their career.
- Among active DI players, Cecere is 17th in homers (37).
- Joe Jaconski is fifth in the Big Ten in walks (16) and owns 15 hits and 12 runs, while Grant Norris has 15 hits, including five doubles and four homers, and 14 RBI.
- Bryce Molinaro owns two homers, among 18 hits, and 14 RBI, while Kyle Hannon has 14 hits, one homer and 14 runs.

Nittany Lions Earns Series Win Over UMass Lowell

- Penn State picked up a 3-2 win on Thursday and a 21-14 win on Saturday to claim a series victory over the River Hawks.
- In the series, PSU batted .352 with 33 runs, 37 hits, eight doubles and five homers.
- J.T. Marr led the Nittany Lions with a .571 average (8-of-14) with three RBI and six runs, including three hits in game one and four knocks in game three.
- Adam Cecere launched two homers to go with four RBI and four runs, while Billy Gerlott had a double, a homer and three RBI. Grant Norris added a double and a homer.
- In game one, Matt Maloney had a two-run double and Gerlott homered, while Travis Luensmann fired six innings, allowing one run.
- In game three, PSU overcame a 9-run deficit in the first inning and put together a 9-run eighth inning to take the lead. Marr and Bobby Marsh each had four hits and three RBI, while Marr scored four times. Bryce Molinaro added three hits, an RBI and four runs.

Hannon, Kelley, Norris Climb Records Lists

- Senior Kyle Hannon already has nine steals in 2024, including four in the series vs. Harvard.
- With 10 steals this year, Hannon has moved up to fourth all-time at Penn State with 44 career steals. He is currently six steals behind Doug Keener (50, 1984-87) for third place.
- Hannon ranks second in the Big Ten in total steals (10) and steals per game (0.62).
- Senior+ Tayven Kelley owns 12 career triples, tied third all-time at Penn State. He is tied with Michael Campo (1997-00) and Jordan Steranka (2009-12).
- Graduate student Grant Norris' .534 career slugging percentage sits seventh all-time at Penn State.

Luensmann Posts Back-To-Back Solid Starts

- Senior Travis Luensmann picked up his second win of the season on Thursday against UMass Lowell.
- Luensmann fired six innings, giving up one run on two hits, while striking out five.
- He did not allow a run until a solo homer in the sixth.
- Luensmann has thrown six innings in back-to-back starts, including a six-inning, two-run outing against Harvard on March 8.
- He has 16 strikeouts in five starts and is allowing a .177 opponent average.
- Frankie Sanchez returned to the mound against UMass Lowell and has a 1.93 ERA over three appearances (two starts) with 11 strikeouts in 9.1 innings.
- Anthony Steele is 2-0 with a 3.14 ERA and 15 strikeouts in eight appearances.
- David Lee earned his third save of the season on Thursday and ranks fourth in the Big Ten in saves.

THE OPPOSITION

Scouting St. Bonaventure

- Head Coach Jason Rathbun is in his second season leading the St. Bonaventure program.
- The Bonnies have 15 wins over the last two seasons.
- In 2024, they are 7-11 with wins over The Citadel, Louisville, Presbyterian, MTSU and Mount St. Mary's (3).
- The Bonnies are batting .267 as a team and averaging 6.6 runs per game.
- Antonio Cordeiro leads the squad with a .320 average to go with four doubles, three homers and 15 RBI.
- Adam Rankie has a .317 average with eight doubles, two triples, a homer and 16 RBI.
- Jack Putney leads the team with five homers to go with 15 RBI.
- The St. Bonaventure pitching staff has an 8.05 team ERA and allows a .330 opponent batting average.
- Tristan Ciampa leads the team with seven appearances (three starts).

Against The Bonnies

- Penn State is 32-6-1 all-time against St. Bonaventure.
- The Nittany Lions have won seven of the last eight games in the series.
- Penn State earned a 3-2 win in 10 innings in 2022 on a walk-off single by Jay Harry.
- The PSU pitching staff tallied 13 strikeouts in the 2022 game.

BY THE NUMBERS

INSIDE THE SERIES

	Penn State	St. Bonaventure
Batting Average	.303	.267
Slugging Percentage	.463	.404
On-Base Percentage	.414	.361
Runs Scored	134	119
Hits	172	166
Doubles	30	36
Triples	2	5
Home Runs	19	13
Stolen Bases-Attempts	21-30	9-15
ERA	6.14	8.05
Strikeouts	119	109
Opponent Batting Average	.268	.330
Fielding Percentage	.968	.955
Errors	20	29

Overall vs. St. Bonaventure:	Penn State Leads 32-6-1	
Last Meeting:	W, 3-2 (10); March 30, 2022	
Current Streak:	W, 1	
At Home:	20-2-1	
At St. Bonaventure:	10-4	
Neutral Site:	0-0	
N/A:	2-0	
Last 5 Meetings:		
3/30/22	H	W, 3-2 (10)
4/3/19	H	L, 6-18
5/4/18	H	W, 10-2
3/29/05	H	W, 15-4
4/7/04	H	W, 9-8

STARTING LINEUPS

OPPONENT	C	1B	2B	3B	SS	LF	CF	RF	DH	SP
vs. Monmouth (2/16)	Maloney	Michaels	Hannon	Molinaro	Norris	Marsh	Kelley	Cecere	Marr	Luensmann
vs. Army (2/17)	Maloney	Michaels	Hannon	Molinaro	Norris	Marsh	Jaconski	Cecere	Marr	Sanchez
vs. Monmouth (2/17)	Marr	Michaels	Hannon	Molinaro	Norris	Jaconski	Kelley	Cecere	Marsh	Kohls
vs. Army (2/18)	Maloney	Jaconski	Hannon	Molinaro	Norris	Marsh	Kelley	Cecere	Marr	Butash
at Stanford (2/23)	Maloney	Jaconski	Hannon	Molinaro	Norris	Marsh	Kelley	Cecere	Marr	Luensmann
at Stanford (2/24)	Marr	Michaels	Hannon	Molinaro	Norris	Jaconski	Kelley	Cecere	Marsh	Henline
at Stanford (2/25)	Maloney	Jaconski	Hannon	Molinaro	Norris	Marsh	Kelley	Cecere	Marr	Sanchez
at Davidson (3/2)	Maloney	Jaconski	Hannon	Molinaro	Norris	Marsh	Kelley	Cecere	Marr	Luensmann
at Davidson (3/3, 1)	Marr	Michaels	Hannon	Molinaro	Norris	Jaconski	Kelley	Cecere	Marsh	Henline
at Davidson (3/3, 2)	Maloney	Jaconski	Hannon	Molinaro	Norris	Marsh	Gerlott	Cecere	Marr	Horwat
at Virginia (3/5)	Maloney	Jaconski	Hannon	Molinaro	Norris	Marsh	Gerlott	Cecere	Marr	Butash
vs. Harvard (3/8, 1)	Maloney	Jaconski	Hannon	Molinaro	Norris	Marsh	Gerlott	Cecere	Marr	Luensmann
vs. Harvard (3/8, 2)	Marr	Jaconski	Hannon	Molinaro	Norris	Gerlott	Kelley	Cecere	Michaels	Butash
vs. Harvard (3/10)	Maloney	Jaconski	Hannon	Molinaro	Norris	Gerlott	Kelley	Cecere	Marsh	Henline
vs. UMass Lowell (3/14)	Maloney	Jaconski	Hannon	Molinaro	Norris	Marsh	Gerlott	Cecere	Marr	Luensmann
vs. UMass Lowell (3/15)	Marr	Jaconski	Hannon	Molinaro	Norris	Gerlott	Kelley	Cecere	Marsh	Horwat
vs. UMass Lowell (3/16)	Maloney	Jaconski	Hannon	Molinaro	Norris	Marsh	Gerlott	Cecere	Marsh	Henline

BATTING ORDER

OPPONENT	1	2	3	4	5	6	7	8	9
vs. Monmouth (2/16)	Hannon	Cecere	Molinaro	Marr	Norris	Marsh	Michaels	Maloney	Kelley
vs. Army (2/17)	Hannon	Cecere	Molinaro	Marr	Michaels	Marsh	Norris	Maloney	Kelley
vs. Monmouth (2/17)	Hannon	Cecere	Molinaro	Marr	Michaels	Marsh	Kelley	Norris	Jaconski
vs. Army (2/18)	Jaconski	Hannon	Marr	Molinaro	Cecere	Maloney	Kelley	Marsh	Norris
at Stanford (2/23)	Jaconski	Hannon	Molinaro	Marr	Cecere	Kelley	Maloney	Marsh	Norris
at Stanford (2/24)	Jaconski	Hannon	Molinaro	Marr	Cecere	Kelley	Marsh	Norris	Michaels
at Stanford (2/25)	Jaconski	Hannon	Molinaro	Marr	Cecere	Kelley	Maloney	Marsh	Norris
at Davidson (3/2)	Jaconski	Hannon	Molinaro	Marr	Cecere	Norris	Marsh	Maloney	Kelley
at Davidson (3/3, 1)	Jaconski	Hannon	Molinaro	Marr	Cecere	Norris	Marsh	Michaels	Kelley
at Davidson (3/3, 2)	Jaconski	Hannon	Molinaro	Marr	Cecere	Norris	Marsh	Maloney	Gerlott
at Virginia (3/5)	Jaconski	Hannon	Molinaro	Marr	Cecere	Norris	Marsh	Maloney	Gerlott
vs. Harvard (3/8, 1)	Jaconski	Cecere	Molinaro	Marr	Maloney	Norris	Marsh	Hannon	Gerlott
vs. Harvard (3/8, 2)	Jaconski	Cecere	Molinaro	Marr	Michaels	Norris	Hannon	Gerlott	Kelley
vs. Harvard (3/10)	Jaconski	Cecere	Molinaro	Marsh	Maloney	Norris	Hannon	Gerlott	Kelley
vs. UMass Lowell (3/14)	Jaconski	Molinaro	Marr	Cecere	Maloney	Norris	Marsh	Gerlott	Hannon
vs. UMass Lowell (3/15)	Jaconski	Molinaro	Marr	Cecere	Marsh	Norris	Kelley	Gerlott	Hannon
vs. UMass Lowell (3/16)	Jaconski	Cecere	Molinaro	Marr	Marsh	Maloney	Norris	Gerlott	Cease

GAME RECORDS

RECORDS WATCH

AWARDS/HONORS

INDIVIDUAL HITTING

At-Bats	7	13x; last: Jay Harry vs. Michigan State (May 9, 2022)
Runs	6	Derek Bochna vs. Chicago State (Mar. 9, 1993)
Hits	6	Jay Harry vs. Michigan State (May 9, 2022)
Doubles	3	13x; last: Johnny Piacentino vs. Michigan State (May 1, 2021)
Triples	2	7x, last: Tayven Kelley vs. Delaware State (April 8, 2023)
Home Runs	3	Johnny Piacentino vs. Northwestern (March 7, 2021) Kris Kremer vs. Duke (Mar. 2, 2019) Adam Beers vs. Purdue (May 9, 1998) John Schreiner vs. Lafayette (Apr. 8, 1990)
RBI	8	Aaron Novak at Charleston Southern (Mar. 8, 2015) Ed Washell vs. Cornell (May 12, 1984) Andy Onkotz vs. Buffalo (May 3, 1978) Don Stine vs. Dickinson (Apr. 20, 1973)
Stolen Bases	4	Ray Lopez vs. Lock Haven (Apr. 4, 1991) O.J. McDuffie vs. Duquesne (Apr. 15, 1990)

TEAM HITTING

Runs	28	vs. Chicago State (Mar. 9, 1993) at La Salle; (Mar. 22 1997)
Runs Allowed	29	vs. Ohio State (May 8, 2005)

TEAM FIELDING

Triple Plays	2	vs. Michigan State (May 6, 2014)
Last Triple Play		at Rutgers (May 7, 2023)

INDIVIDUAL PITCHING

Innings Pitched	13	Ed Kikla vs. Colgate (Apr. 20, 1960)
Strikeouts	19	Ed Drapcho vs. Pittsburgh (May 19, 1956)
Strikeouts in Relief	13	Bob Fenton vs. Bucknell (May 17, 1962)
No-Hitters	10	Bailey Dees, Tyler Shingledecker & Mason Mellott, at Navy, 2020 (1-2) Steven Hill vs. Iowa, April 21, 2012 (2-0) Nate Bump vs. Duquesne, 1995 (6-0) Dave June vs. IUP, 1977 (15-0) Mitch Lukevics vs. West Virginia, 1975 (6-0) Bill Micsky vs. Gettysburg, 1968 (4-0) Bob Fenton vs. Rider, 1963 (3-0) Bob Fenton vs. Cornell, 1963 (17-0) Ed Drapcho vs. Bucknell, 1955 (3-1) Jay Minnich vs. St. John's 1911 (4-0)

CAREER DOUBLES

1.	59	Jordan Steranka	2009-12
	59	Chris Wright	1999-02
3.	55	Joey DeBernardis	2009-12
4.	53	Michael Campo	1997-00
5.	50	Jared Sadlowski	1994-97
6.	47	Dave Hall	1990-94
	47	Lance Thompson	2003-06
8.	44	Cory Wine	2006-09
9.	39	Chris Netwall	1998-01
10.	38	Adam Beers	1995-98
--	28	Tayven Kelley	2020-pres.

CAREER TRIPLES

1.	15	Sean Deegan	2009-12
2.	13	Kevin Billotte	1995-98
3.	12	Michael Campo	1997-00
	12	Jordan Steranka	2009-12
	12	Tayven Kelley	2020-pres.
6.	11	Russ Mushinsky	1989-92
7.	10	Pat Kennedy	1953-55
	10	Mike DeRenzo	1999-03
9.	9	Cory Wine	2006-09
	9	Shawn Fagan	1997-00
	9	Mike Edwards	1984-87

CAREER STOLEN BASES

1.	62	Zack Smithlin	2000-03
2.	57	Michael Campo	1997-00
3.	50	Doug Keener	1984-87
4.	44	Kyle Hannon	2021-pres.
5.	41	Sean Deegan	2009-12
6.	39	Kevin Billotte	1995-98
7.	37	Dave Hall	1990-94
8.	36	Greg Vogel	1973-76
9.	35	Derek Bochna	1992-95
	35	Blake Lynd	2009-11
	35	Steve Snyder	2010-14
	35	Greg Guers	2013-16

CAREER SLUGGING PERCENTAGE

1.	.756	Dave Simononis	1978-80
2.	.625	Shawn Fagan	1997-00
3.	.615	Mike Karstetter	1985-86
4.	.612	C.J. Sichler	1985-86
5.	.552	Matt Wood	2020-22
6.	.541	Jordan Steranka	2009-12
7.	.534	Grant Norris	2023-pres.
8.	.489	Sean Deegan	2009-12
9.	.484	Joey DeBernardis	2009-12
10.	.472	Johnny Piacentino	2020-23

Adam Cecere

Big Ten Player To Watch

J.T. Marr

Big Ten Player To Watch

Matt Maloney

Big Ten Player of the Week (2/19)

Bryce Molinaro

Big Ten Player To Watch

Graduates (Degree)

Adam Cecere

(Communication, Wake Forest)

Chic DeGaetano

(Communication, Villanova)

David Lee

(Health Science, California (Pa.))

J.T. Marr

(Business Administration, College of Charleston)

Kevin Michaels

(Business, St. John's)

Grant Norris

(Sociology, Duke)

Frankie Sanchez

(Associates Degree, Southern New Hampshire)

MULTI-HIT/RBI GAMES/STREAKS

Multi-Hit Games	2024	Career	Multi-RBI Games	2024	Career
Cecere, Adam	5	44	Cecere, Adam	4	39
Marr, JT	9	42	Marr, JT	4	20
Michaels, Kevin	-	26	Kelley, Tayven	3	19
Kelley, Tavyen	2	25	Norris, Grant	5	18
Maloney, Matt	4	22	Michaels, Kevin	-	15
Gerlott, Billy	3	22	Hannon, Kyle	2	13
Hannon, Kyle	3	22	Gerlott, Billy	1	12
Marsh, Bobby	4	16	Marsh, Bobby	3	11
Norris, Grant	4	16	Maloney, Matt	5	10
Pittaro, C.J.	-	7	Pittaro, C.J.	-	5
Molinaro, Bryce	5	5	Jaconski, Joe	3	4
Cease, Derek	-	5	Molinaro, Bryce	3	4
Jaconski, Joe	3	4	Cease, Derek	-	2

Active Hit Streaks	Games	Active Reached Base Streaks	Games
Marr, J.T.	5	Marr, J.T.	17
Hannon, Kyle	4	Hannon, Kyle	14
Kelley, Tayven	4	Kelley, Tayven	4
Cease, Derek	3	Marsh, Bobby	4
Pittaro, C.J.	3	Cease, Derek	3
Cecere, Adam	2	Cecere, Adam	3
Marsh, Bobby	2	Gerlott, Billy	3
Gerlott, Billy	1	Norris, Grant	3
Jaconski, Joe	1	Pittaro, C.J.	3
Maloney, Matt	1	Michaels, Kevin	2
Molinaro, Bryce	1	DiMartini, Michael	1
		Jaconski, Joe	1
		Maloney, Matt	1
		Molinaro, Bryce	1

**BIG TEN STANDINGS
(Through 3/16)**

	Big Ten		Overall	
	W-L	Pct.	W-L	Pct.
Maryland	0-0	.000	15-5	.750
Nebraska	0-0	.000	13-5	.722
Purdue	0-0	.000	15-6	.714
Rutgers	0-0	.000	13-6	.684
Penn State	0-0	.000	11-6	.647
Ohio State	0-0	.000	10-8	.556
Indiana	0-0	.000	11-9	.550
Iowa	0-0	.000	10-9	.526
Minnesota	0-0	.000	8-9	.471
Northwestern	0-0	.000	7-9	.438
Michigan State	0-0	.000	7-10	.412
Illinois	0-0	.000	7-11	.389
Michigan	0-0	.000	7-13	.350



This Week Around the BIG

March 19-22

Illinois:
host Bradley

Indiana:
at Indiana State

Iowa:
host Grand View

Maryland:
host James Madison

Michigan:
at Eastern Michigan

Michigan State:
host Purdue Fort Wayne

Minnesota:
host Augsburg

Nebraska:
host Omaha, host North Dakota State

Northwestern:
at Texas A&M Corpus Christi (2 games)

Ohio State:
Idle

Penn State:
host St. Bonaventure, host Bucknell

Purdue:
host Illinois-Chicago

Rutgers:
host Rider, host Lafayette

NITTANY LIONS IN PROS

Level	Years at PSU	2023 Team	2023 Organization
TRIPLE-A			
Justin Hagenman, P	2016-18	Worcester	Boston Red Sox
Jim Haley, 3B	2014-16	Lehigh Valley	Philadelphia Phillies
Taylor Lehman, P	2015-18	Lehigh Valley	Philadelphia Phillies
DOUBLE-A			
Dante Biasi, P	2017-18	NW Arkansas	Kansas City Royals
Bailey Dees, P	2018-21	Somerset	New York Yankees
HIGH-A			
Conor Larkin, P	2018-21	Vancouver	Toronto Blue Jays
Kyle Virbitsky, P	2018-21	Aberdeen	Baltimore Orioles
Justin Williams, 3B	2019-21	Asheville	Houston Astros
Matt Wood, C	2020-22	Wisconsin	Milwaukee Brewers
SINGLE-A			
Jay Harry, SS	2021-23	Fort Myers	Minnesota Twins
ROOKIE			
Daniel Ouderkirk, P	2023	AZL Mariners	Seattle Mariners

THE LAST TIME...

A Penn State Team

Won 10 or more consecutive games.....April 14-30, 2000
 Scored 10 or more runs in a game.....21, UMass Lowell; March 16, 2024
 Scored 20 or more runs in a game.....21, UMass Lowell; March 16, 2024
 Had a 10+ run inning.....10 (4th), vs. Ohio State; April 23, 2023
 Had 20+ hits.....20, UMass Lowell; March 16, 2024
 Did not strikeout.....vs. Niagara; March 18, 2016
 Did not record a hit.....vs. Duke; March 1, 2019
 Turned a triple play.....1st inning, at Rutgers; May 7, 2023
 Shut out an opponent.....vs. UMass (1-0); March 13, 2022
 Shut out consecutive opponents.....vs. Monmouth (1-0); February 15, 2019/vs. Monmouth (7-0), February 16, 2019
 Was shut out at home.....Milwaukee (12-0); March 20, 2022
 Was shut out on the road.....at Rutgers (10-0); May 6, 2023
 Was shut out in consecutive games..... at Delaware (5-0); March 18, 2017/Delaware (8-0); March 19, 2017
 Swept a three-game series at homeOhio State; April 21-23, 2023
 Swept a three-game series on the road.....at Northwestern; April 15-17, 2016
 Swept a three-game series at a neutral site.....vs. Princeton; February 28-29, 2020
 Swept a three-game conference series at home.....Ohio State; April 21-23, 2022
 Swept a three-game conference series on the road.....at Northwestern; April 15-17, 2016
 Beat a ranked opponent.....vs. No. 20 Maryland (5-3); May 19, 2023
 Beat a ranked opponent on the road.....at #22 Miami (9-5); February 17, 2023
 Beat a Top-5 ranked opponent.....at #1 North Carolina (3-2); March 3, 2007
 Won a series against a ranked opponent.....at #16 Michigan (four games); April 12-13, 2007
 Won a series against a ranked opponent on the road.....at #16 Michigan (four games); April 12-13, 2007
 Played an extra-inning game.....vs. Harvard (W, 8-7, 10); March 8, 2024
 Played a 12+ inning game.....vs. Brown (W, 6-4, 12); March 11, 2023
 Played a 15+ inning game Illinois (L, 4-2, 15); April 25, 2015

A Penn State Player

Hit two home runs in a game.....Adam Cecere (2), vs. UMass Lowell; March 15, 2024
 Multiple players with two home runs in a game.....Billy Gerlott/Kyle Hannon/Matt Wood (2), at Ohio State; May 13, 2022
 Hit three home runs in a game.....Johnny Piacentino (3), vs. Northwestern; March 7, 2021
 Led off game with a home run.....Joe Jaconski, at Stanford; February 25, 2024
 Hit a grand slam.....Johnny Piacentino (1st), vs. Ohio State; April 21, 2023
 Hit back-to-back homers.....Kyle Hannon/Thomas Bramley (3rd), vs. Indiana; April 2, 2023
 Hit a walk-off home run.....Jay Harry, vs. Brown; March 11, 2023
 Hit a pinch-hit home run.....Billy Gerlott, at Minnesota; April 24, 2022
 Hit an inside-the-park home run.....Kris Kremer, Pittsburgh; April 10, 2019
 Had five or more RBI in a game.....Ben Kailher (5), vs. Holy Cross; March 6, 2023
 Had seven or more RBI in a game.....Aaron Novak (8), at Charleston Southern; March 8, 2015
 Had four hits in a game.....J.T. Marr (4)/Bobby Marsh (4), UMass Lowell; March 16, 2024
 Had five hits in a game.....Jay Harry (6), Michigan State; May 9, 2022
 Had six hits in a game.....Jay Harry (6), Michigan State; May 9, 2022
 Had two hits in an inning.....Bobby Marsh, UMass Lowell (8th); March 16, 2024
 Stole three or more bases.....Kyle Hannon (3), vs. Harvard; March 8, 2024
 Had a 10-game hit streak.....J.T. Marr (11); February 16-March 5, 2024
 Had a 20-game hit streak.....Matt Wood (26); March 25-May 9, 2022

Had 10 or more strikeouts.....Travis Luensmann (10), vs. Indiana; April 1, 2023
 Had 10 or more strikeouts in back-to-back starts.....Daniel Ouderkirk (11 vs. Dartmouth, 3/4/23; 10 vs. Brown, 3/10/23)
 Pitched a complete game.....Jaden Henline, Michigan State; May 8, 2022
 Pitched a nine-inning complete game.....Jaden Henline, Michigan State; May 8, 2022
 Pitched a combined nine-inning shutout.....Mason Mellott/Tyler Shingledecker/Jaden Henline, vs. UMass; March 13, 2022
 Pitched an individual nine-inning shutout.....Greg Welsh, Michigan State; May 17, 2013
 Pitched an individual no-hitter.....Steven Hill, at Iowa; April 21, 2012

*Active Streak

**PAGE 10 | PENN STATE VS. ST. BONAVENTURE
HITTING/PITCHING CAREER BESTS**



#11 MASON BUTASH, P

Career Bests

IP	3.0	2x, last vs. Harvard	3/8/24
Longest Start	3.0	2x, last vs. Harvard	3/8/24
Longest Relief	2.0	vs. UMass Lowell	3/15/24
Hits	0	at Davidson	3/3/24
Runs	0	2x, last at Davidson	3/3/24
Earned Runs	0	3x, last vs. UMass Lowell	3/15/24
Walks	0	3x, last vs. Harvard	3/8/24
Strikeouts	5	vs. Army	2/18/24



#34 CJ CARMICHAEL, IF

Career Bests

Hits	n/a
Runs	n/a
Doubles	n/a
Triples	n/a
Home Runs	n/a
RBI	n/a
Walks	n/a
Stolen Bases	n/a



#19 DEREK CEASE, IF

Career Bests

Hits	3	at Pitt	5/17/22
Runs	2	3x, last vs. Omaha	4/30/22
Doubles	1	5x, last at Omaha	5/10/23
Triples	n/a		
Home Runs	n/a		
RBI	2	2x, last vs. Delaware State	4/8/23
Walks	2	3x, last vs. Iowa	5/28/22
Stolen Bases	1	3x, last vs. Michigan State	5/8/22



#12 ADAM CECERE, OF

Career Bests

Hits	4*	vs. Miami	5/27/22
Runs	4*	vs. Towson	2/25/23
Doubles	2	2x, last vs. Harvard	3/8/24
Triples	1*	2x, last at Boston College	4/3/22
Home Runs	2	6x, last vs. UMass Lowell	3/15/24
RBI	4*	2x, last at UNC Greensboro	2/24/23
Walks	2	21x, last vs. UMass Lowell	3/14/24
Stolen Bases	1	6x, last vs. UMass Lowell	3/14/24

*At Wake Forest (2020-23)



#43 JACOB COFFIN, P

Career Bests

IP	4.0	vs. Holy Cross	3/5/23
Longest Start	n/a		
Longest Relief	4.0	vs. Holy Cross	3/5/23
Hits	0	at Miami	2/18/23
Runs	0	2x, last vs. Holy Cross	3/5/23
Earned Runs	0	3x, last at Michigan	3/25/23
Walks	0	2x, last vs. Brown	3/11/23
Strikeouts	4	vs. Holy Cross	3/5/23




#36 AIDEN COLEMAN, P

Career Bests

IP	n/a
Longest Start	n/a
Longest Relief	n/a
Hits	n/a
Runs	n/a
Earned Runs	n/a
Walks	n/a
Strikeouts	n/a

HITTING/PITCHING CAREER BESTS



#31 CHIC DEGAETANO, P

Career Bests

IP	7.0*	vs. Lafayette	4/5/22
Longest Start	7.0*	vs. Lafayette	4/5/22
Longest Relief	6.0*	vs. Xavier	4/21/23
Hits	0	8x, last at Davidson	3/3/24
Runs	0	19x, last vs. Harvard	3/10/24
Earned Runs	0	20x, last vs. Harvard	3/10/24
Walks	0	13x, last vs. UMass Lowell	3/15/24
Strikeouts	10*	vs. Lafayette	4/5/22

* At Villanova (2020-23)



#10 BEN DEMELL, P

Career Bests

IP	4.1	vs. Brown	3/11/23
Longest Start	3.2	vs. Binghamton	3/21/23
Longest Relief	4.1	vs. Brown	3/11/23
Hits	0	2x, last vs. UMass Lowell	3/16/24
Runs	0	7x, last vs. UMass Lowell	3/16/24
Earned Runs	0	7x, last vs. UMass Lowell	3/16/24
Walks	0	6x, last vs. Harvard	3/10/24
Strikeouts	6	vs. Wagner	3/4/23



#14 MICHAEL DIMARTINI, IF

Career Bests

Hits	n/a		
Runs	1	vs. UMass Lowell	3/16/24
Doubles	n/a		
Triples	n/a		
Home Runs	n/a		
RBI	n/a		
Walks	1	vs. UMass Lowell	3/16/24
Stolen Bases	n/a		



#3 BILLY GERLOTT, OF

Career Bests

Hits	4	at Ohio State	5/13/22
Runs	3	at Ohio State	5/13/22
Doubles	2	2x, last vs. Northern Illinois	2/24/23
Triples	1	3x, last at Michigan	3/25/23
Home Runs	2	at Ohio State	5/13/22
RBI	5	at Ohio State	5/13/22
Walks	3	vs. Ohio State	4/21/23
Stolen Bases	1	6x, last vs. Delaware State	4/8/23



#2 KYLE HANNON, IF

Career Bests

Hits	3	3x, last vs. Brown	3/11/23
Runs	3	3x, last vs. Bucknell	4/4/23
Doubles	1	17x, last vs. Harvard	3/10/24
Triples	1	4x, last at Stanford	2/25/24
Home Runs	2	at Ohio State	5/13/22
RBI	3	3x, last vs. UMass Lowell	3/15/24
Walks	4	at Davidson	3/3/24
Stolen Bases	3	3x, last vs. Harvard	3/8/24



#24 JADEN HENLINE, P

Career Bests

IP	9.0	vs. Michigan State	5/8/22
Longest Start	9.0	vs. Michigan State	5/8/22
Longest Relief	6.0	2x, last vs. Brown	3/11/23
Hits	0	5x, last at Miami	2/17/23
Runs	0	11x, last vs. Brown	3/11/23
Earned Runs	0	12x, last vs. Brown	3/11/23
Walks	0	20x, last vs. UMass Lowell	3/16/24
Strikeouts	6	3x, last vs. Michigan State	5/8/22

**PAGE 12 | PENN STATE VS. ST. BONAVENTURE
HITTING/PITCHING CAREER BESTS**



#27 MASON HORWAT, P

Career Bests

IP	5.0	at Davidson	3/3/24
Longest Start	n/a		
Longest Relief	5.0	at Davidson	3/3/24
Hits	1	3x, last vs. Harvard	3/8/24
Runs	0	at Stanford	2/24/24
Earned Runs	0	3x, last vs. Harvard	3/8/24
Walks	0	vs. Monmouth	2/16/24
Strikeouts	3	3x, last vs. Harvard	3/8/24



#4 MASON HOWELL, C

Career Bests

Hits	n/a
Runs	n/a
Doubles	n/a
Triples	n/a
Home Runs	n/a
RBI	n/a
Walks	n/a
Stolen Bases	n/a



#1 JOE JACONSKI, IF/OF

Career Bests

Hits	3	vs. Army	2/17/24
Runs	2	vs. Harvard	3/8/24
Doubles	1	2x, last vs. UMass Lowell	3/16/24
Triples	n/a		
Home Runs	1	2x, last vs. Harvard	3/10/24
RBI	4	vs. UMass Lowell	3/16/24
Walks	4	at Stanford	2/23/24
Stolen Bases	n/a		

* At North Carolina (2022-23)



#13 TAYVEN KELLEY, OF

Career Bests

Hits	3	6x, last vs. Harvard	3/8/24
Runs	3	3x, last vs. Delaware State	4/8/23
Doubles	2	vs. Wagner	3/4/23
Triples	2	vs. Delaware State	4/8/23
Home Runs	1	7x, last vs. Army	2/18/24
RBI	4	2x, last vs. Army	2/18/24
Walks	3	vs. Iowa	4/29/23
Stolen Bases	2	vs. Holy Cross	3/5/23



#29 CARSON KOHLS, P

Career Bests

IP	3.2	vs. West Virginia	4/12/22
Longest Start	2.2	2x, last vs. Army	2/17/24
Longest Relief	3.2	vs. West Virginia	4/12/22
Hits	0	8x, last at Nebraska	5/12/23
Runs	0	13x, last at Nebraska	5/12/23
Earned Runs	0	18x, last at Nebraska	5/12/23
Walks	0	13x, last at Nebraska	5/12/23
Strikeouts	5	vs. Bucknell	4/6/22



#15 DAVID LEE, P

Career Bests

IP	2.1	2x, last at Davidson	3/3/24
Longest Start	n/a		
Longest Relief	2.1	2x, last at Davidson	3/3/24
Hits	0	8x, last at Virginia	3/5/24
Runs	0	10x, last at Virginia	3/5/24
Earned Runs	0	13x, last vs. UMass Lowell	3/16/24
Walks	0	11x, last vs. UMass Lowell	3/16/24
Strikeouts	3	2x, last vs. Harvard	3/8/24

* At California (Pa.) (2020-23)


HITTING/PITCHING CAREER BESTS



#16 JAMES LORDI, P

Career Bests

IP	2.2	vs. Army	2/17/24
Longest Start	n/a		
Longest Relief	2.2	vs. Army	2/17/24
Hits	3	vs. Army	2/17/24
Runs	1	vs. Army	2/17/24
Earned Runs	1	vs. Army	2/17/24
Walks	0	vs. Army	2/17/24
Strikeouts	2	at Davidson	3/2/24



#33 TRAVIS LUENSMANN, P

Career Bests

IP	7.0	at Rutgers	5/7/23
Longest Start	6.0	6x, last vs. UMass Lowell	3/14/24
Longest Relief	7.0	at Rutgers	5/7/23
Hits	0*	2x, last at Winthrop	3/2/21
Runs	0	8x, last vs. Delaware State	4/7/23
Earned Runs	0	10x, last vs. Delaware State	4/7/23
Walks	0	5x, last at Northwestern	4/9/22
Strikeouts	10	vs. Indiana	4/1/23



#18 MATT MALONEY, C

Career Bests

Hits	3*	4x, last vs. UMass	5/18/23
Runs	4*	vs. UMass	5/18/23
Doubles	2*	at St. Bonaventure	5/7/22
Triples	1*	vs. St. Bonaventure	5/12/23
Home Runs	1	4x, last vs. Army	2/18/24
RBI	4	2x, last vs. Army	2/18/24
Walks	2*	3x, last vs. UMass	5/18/23
Stolen Bases	1*	9x, last vs. St. Bonaventure	5/11/23

*At Dayton (2022-23)



#40 J.T. MARR, C

Career Bests

Hits	5*	at Monmouth	4/14/23
Runs	4	2x, last vs. UMass Lowell	3/16/24
Doubles	2*	vs. Hofstra	4/9/23
Triples	1*	4x, last vs. The Citadel	5/17/22
Home Runs	2*	vs. William & Mary	4/16/22
RBI	4	3x, last at Davidson	3/3/24
Walks	3*	vs. Charleston Southern	4/11/23
Stolen Bases	1*	19x, last at Georgia Southern	4/26/23

* At College of Charleston (2022-23)



#28 BOBBY MARSH, 1B/OF

Career Bests

Hits	4	vs. UMass Lowell	3/16/24
Runs	3	at Purdue	4/14/23
Doubles	2	2x, last vs. Maryland	5/18/23
Triples	n/a		
Home Runs	1	6x, last at Nebraska	5/12/23
RBI	4	vs. Maryland	5/18/23
Walks	3	at Stanford	2/23/24
Stolen Bases	1	2x, last vs. Army	2/18/24



#46 JACK MESSINA, P

Career Bests

IP	n/a		
Longest Start	n/a		
Longest Relief	n/a		
Hits	n/a		
Runs	n/a		
Earned Runs	n/a		
Walks	n/a		
Strikeouts	n/a		

**PAGE 14 | PENN STATE VS. ST. BONAVENTURE
HITTING/PITCHING CAREER BESTS**



#32 KEVIN MICHAELS, IF

Career Bests

Hits	5*	3x, last vs. Georgetown	5/15/22
Runs	3*	4x, last at LIU	3/15/23
Doubles	2*	vs. Creighton	4/16/22
Triples	1*	2x, last vs. Butler	4/22/22
Home Runs	2*	vs. Sacred Heart	3/18/22
RBI	6*	vs. Sacred Heart	3/18/22
Walks	3*	at Marshall	3/4/23
Stolen Bases	1*	vs. Quinnipiac	3/26/22

* At St. John's (2022-23)



#41 ZACH MIZRAHI, P

Career Bests

IP	n/a
Longest Start	n/a
Longest Relief	n/a
Hits	n/a
Runs	n/a
Earned Runs	n/a
Walks	n/a
Strikeouts	n/a



#23 BRYCE MOLINARO, IF

Career Bests

Hits	3	3x, last vs. UMass Lowell	3/16/24
Runs	4	vs. UMass Lowell	3/16/24
Doubles	2	vs. UMass Lowell	3/16/24
Triples	n/a		
Home Runs	1	2x, last at Stanford	2/24/24
RBI	3	at Davidson	3/3/24
Walks	2	at Stanford	2/23/24
Stolen Bases	n/a		



#26 MATT MORASH, P

Career Bests

IP	2.2	2x, last at Stanford	2/25/24
Longest Start	n/a		
Longest Relief	2.2	2x, last at Stanford	2/25/24
Hits	2	vs. Army	2/17/24
Runs	0	2x, last vs. UMass Lowell	3/15/24
Earned Runs	0	2x, last vs. UMass Lowell	3/15/24
Walks	0	4x, last vs. UMass Lowell	3/15/24
Strikeouts	2	2x, last vs. Harvard	3/8/24



#0 GRANT NORRIS, IF

Career Bests

Hits	3	2x, last at Stanford	2/24/24
Runs	3	2x, last at Stanford	2/24/24
Doubles	1	12x, last vs. UMass Lowell	3/14/24
Triples	1	3x, last vs. Maryland	5/18/23
Home Runs	1	12x, last vs. UMass Lowell	3/15/24
RBI	4	2x, last at Stanford	2/24/24
Walks	3	at Stanford	2/25/24
Stolen Bases	2	vs. Delaware State	4/8/23



#38 ALEX PAK, P

Career Bests

IP	n/a
Longest Start	n/a
Longest Relief	n/a
Hits	n/a
Runs	n/a
Earned Runs	n/a
Walks	n/a
Strikeouts	n/a

HITTING/PITCHING CAREER BESTS



#21 WILL PERKOWSKI, 1B/P

Career Bests


IP	2.0	vs. UMass Lowell	3/15/24
Longest Start	n/a		
Longest Relief	2.0	vs. UMass Lowell	3/15/24
Hits	0	3x, last vs. Harvard	3/10/24
Runs	0	4x, last vs. Harvard	3/10/24
Earned Runs	0	4x, last vs. Harvard	3/10/24
Walks	0	3x, last vs. Harvard	3/8/24
Strikeouts	4	vs. UMass Lowell	3/15/24



#7 CJ PITTARO, IF

Career Bests

Hits	2	7x, last vs. Maryland	5/20/23
Runs	2	3x, last vs. Pitt	3/28/23
Doubles	1	4x, last at Omaha	5/10/23
Triples	1	vs. Maryland	5/20/23
Home Runs	n/a		
RBI	3	2x, last vs. Rutgers	3/26/22
Walks	2	2x, last vs. Purdue	4/14/22
Stolen Bases	1	vs. Bucknell	4/6/22



#25 CHASE RENNER, P

Career Bests

IP	2.2	at Miami	2/18/23
Longest Start	1.0	vs. Rutgers	3/25/22
Longest Relief	2.2	at Miami	2/18/23
Hits	0	4x, last vs. West Virginia	4/10/22
Runs	0	7x, last vs. Iowa	5/28/22
Earned Runs	0	7x, last vs. Iowa	5/28/22
Walks	0	4x, last at Minnesota	4/22/22
Strikeouts	4	vs. Bucknell	4/6/22



#20 FRANKIE SANCHEZ, P

Career Bests

IP	7.0*	3x, last vs. Pace	5/19/23
Longest Start	7.0*	3x, last vs. Pace	5/19/23
Longest Relief	5.2*	vs. North Greenville	6/7/23
Hits	0*	7x, last vs. North Greenville	6/7/23
Runs	0	14x, last at Stanford	2/25/24
Earned Runs	0	15x, last at Stanford	2/25/24
Walks	0*	11x, last at Molloy	5/6/23
Strikeouts	9	2x, last vs. Army	2/17/24


* At Southern New Hampshire (2022-23)



#30 ANTHONY STEELE, P

Career Bests

IP	2.2	vs. Army	2/18/24
Longest Start	0.2	vs. Bucknell	4/6/22
Longest Relief	2.2	vs. Army	2/18/24
Hits	0	6x, last vs. Harvard	3/8/24
Runs	0	15x, last vs. UMass Lowell	3/14/24
Earned Runs	0	16x, last vs. UMass Lowell	3/14/24
Walks	0	8x, last vs. UMass Lowell	3/14/24
Strikeouts	5	vs. Army	2/18/24



#9 CONNOR THRONEBERRY, P

Career Bests

IP	3.0	vs. UMass Lowell	3/16/24
Longest Start	n/a		
Longest Relief	3.0	vs. UMass Lowell	3/16/24
Hits	0	5x, last at Stanford	2/25/24
Runs	0	7x, last at Stanford	2/25/24
Earned Runs	0	8x, last at Stanford	2/25/24
Walks	0	9x, last at Virginia	3/5/24
Strikeouts	3	2x, last vs. UMass Lowell	3/16/24

**PAGE 16 | PENN STATE VS. ST. BONAVENTURE
HITTING/PITCHING CAREER BESTS**



#6 TY TORTI, IF

Career Bests

Hits	1	vs. Binghamton	3/21/23
Runs	1	2x, last vs. Binghamton	3/21/23
Doubles	n/a		
Triples	n/a		
Home Runs	n/a		
RBI	n/a		
Walks	2	vs. Wagner	3/4/23
Stolen Bases	n/a		



#22 BRANDON WINGENROTH, P

Career Bests

IP	n/a		
Longest Start	n/a		
Longest Relief	n/a		
Hits	n/a		
Runs	n/a		
Earned Runs	n/a		
Walks	n/a		
Strikeouts	n/a		



#35 ADIN ZORN, OF

Career Bests

Hits	n/a		
Runs	1	vs. UMass Lowell	3/16/24
Doubles	n/a		
Triples	n/a		
Home Runs	n/a		
RBI	n/a		
Walks	n/a		
Stolen Bases	n/a		

CAREER STATS

#11 MASON BUTASH P R/R FR. 6-2/195 CHANTILLY, VA.

Year	ERA	W-L	APP	GS	CG	SHO	SV	IP	H	R	ER	BB	SO	2B	3B	HR	BF	BAA	WP	HBP	BK	SFA	SHA
2024	4.91	0-1	6	3	0	0/0	1	11.0	10	7	6	4	12	1	0	2	44	.256	0	1	0	0	0
TOTAL	4.91	0-1	6	3	0	0/0	1	11.0	10	7	6	4	12	1	0	2	44	.256	0	1	0	0	0

#34 CJ CARMICHAEL IF R/R R-FR. 6-1/170 LANCASTER, OHIO

Year	Avg	GP-GS	AB	R	H	2B	3B	HR	RBI	TB	SLG%	BB	HBP	SO	GDP	OB%	SF	SH	SB-ATT	PO	A	E	FLD%
2023	-	-	-	-	-	-	-	-	-	-	-	-	-	-	-	-	-	-	-	-	-	-	-
2024	-	-	-	-	-	-	-	-	-	-	-	-	-	-	-	-	-	-	-	-	-	-	-
TOTAL	-	-	-	-	-	-	-	-	-	-	-	-	-	-	-	-	-	-	-	-	-	-	-

#19 DEREK CEASE IF R/R JR. 5-8/150 PLYMOUTH, PA.

Year	Avg	GP-GS	AB	R	H	2B	3B	HR	RBI	TB	SLG%	BB	HBP	SO	GDP	OB%	SF	SH	SB-ATT	PO	A	E	FLD%
2022	.226	43-28	93	17	21	2	0	0	7	23	.247	19	2	20	1	.368	0	0	3-3	38	76	8	.934
2023	.267	17-2	15	5	4	3	0	0	3	7	.467	0	0	3	0	.267	0	0	0-0	1	1	0	1.000
2024	.500	5-1	4	1	2	0	0	0	1	2	.500	0	0	1	0	.500	0	0	0-1	3	2	1	.833
TOTAL	.241	65-31	112	23	27	5	0	0	11	32	.286	19	2	24	1	.361	0	0	3-4	42	79	9	.931

#12 ADAM CECERE OF L/R GR. 6-4/230 ADAMS TOWNSHIP, PA.

Year	Avg	GP-GS	AB	R	H	2B	3B	HR	RBI	TB	SLG%	BB	HBP	SO	GDP	OB%	SF	SH	SB-ATT	PO	A	E	FLD%
2020*	.241	10-8	29	9	7	1	0	4	12	20	.690	3	1	10	0	.333	0	0	0-0	5	0	0	1.000
2021*	.192	33-22	78	15	15	5	1	4	15	34	.436	17	1	41	0	.340	1	0	0-0	24	0	0	1.000
2022*	.318	58-58	223	50	71	8	1	14	52	123	.552	29	9	66	4	.411	4	1	2-4	85	0	2	.977
2023*	.284	42-42	141	40	40	11	0	10	37	81	.574	31	6	54	2	.430	1	0	1-1	27	2	0	1.000
2024	.302	17-17	53	20	16	4	0	5	15	35	.660	18	7	17	1	.519	1	0	4-5	45	2	1	.979
TOTAL	.284	160-147	524	134	149	29	2	37	131	293	.559	98	24	188	7	.415	7	1	7-10	186	4	3	.984

* At Wake Forest

#43 JACOB COFFIN P S/L SO. 6-0/161 APEX, N.C.

Year	ERA	W-L	APP	GS	CG	SHO	SV	IP	H	R	ER	BB	SO	2B	3B	HR	BF	BAA	WP	HBP	BK	SFA	SHA
2023	5.00	0-0	5	0	0	0/0	0	9.0	8	6	5	6	7	1	0	2	42	.235	2	2	0	0	0
2024	-	-	-	-	-	-	-	-	-	-	-	-	-	-	-	-	-	-	-	-	-	-	-
TOTAL	5.00	0-0	5	0	0	0/0	0	9.0	8	6	5	6	7	1	0	2	42	.235	2	2	0	0	0

#36 AIDEN COLEMAN P R/R FR. 5-10/163 TYRONE, PA.

Year	ERA	W-L	APP	GS	CG	SHO	SV	IP	H	R	ER	BB	SO	2B	3B	HR	BF	BAA	WP	HBP	BK	SFA	SHA
2023	-	-	-	-	-	-	-	-	-	-	-	-	-	-	-	-	-	-	-	-	-	-	-
2024	-	-	-	-	-	-	-	-	-	-	-	-	-	-	-	-	-	-	-	-	-	-	-
TOTAL	-	-	-	-	-	-	-	-	-	-	-	-	-	-	-	-	-	-	-	-	-	-	-

#31 CHIC DEGAETANO P R/R GR. 6-2/214 SUGARLOAF, PA.

Year	ERA	W-L	APP	GS	CG	SHO	SV	IP	H	R	ER	BB	SO	2B	3B	HR	BF	BAA	WP	HBP	BK	SFA	SHA
2020*	0.00	0-0	2	0	0	0/0	0	1.2	1	0	0	2	1	0	0	0	8	.167	0	0	0	0	0
2021*	18.00	0-0	2	0	0	0/0	0	2.0	4	4	4	1	3	0	1	2	11	.400	0	0	0	0	0
2022*	5.79	4-0	17	9	0	0/0	0	51.1	45	36	33	25	47	10	1	4	226	.234	6	6	0	3	0
2023*	7.21	2-4	20	6	0	0/0	0	48.2	56	43	39	27	48	6	1	8	229	.299	3	9	0	5	1
2024	10.57	0-2	7	0	0	0/0	0	7.2	11	11	9	6	8	1	0	1	43	.333	0	4	0	0	0
TOTAL	6.87	2-6	48	15	0	0	0	111.1	117	94	85	61	107	17	3	15	517	.273	9	19	0	8	1

* At Villanova

#10 BEN DEMELL P L/R R-SO. 6-5/205 CONCORD, OHIO

Year	ERA	W-L	APP	GS	CG	SHO	SV	IP	H	R	ER	BB	SO	2B	3B	HR	BF	BAA	WP	HBP	BK	SFA	SHA
2022	0.00	0-0	1	0	0	0/0	0	1.2	1	0	0	3	2	0	0	0	10	.167	0	1	0	0	0
2023	10.13	0-0	11	4	0	0/0	1	24.0	45	33	27	13	21	8	1	2	136	.395	1	6	0	3	0
2024	6.75	0-0	8	0	0	0/0	1	9.1	10	7	7	10	6	1	0	2	52	.256	2	2	0	0	1
TOTAL	8.74	0-0	20	4	0	0/0	2	35.0	56	40	34	26	29	9	1	4	198	.352	3	9	0	3	1

CAREER STATS

#14 MICHAEL DIMARTINI IF R/R FR. 6-1/205 SOUTH FAYETTE, PA.

Year	Avg	GP-GS	AB	R	H	2B	3B	HR	RBI	TB	SLG%	BB	HBP	SO	GDP	OB%	SF	SH	SB-ATT	PO	A	E	FLD%
2024	-	1-0	-	1	-	-	-	-	-	-	-	1	-	-	-	1.000	-	-	-	-	-	-	-
TOTAL	-	1-0	-	1	-	-	-	-	-	-	-	1	-	-	-	1.000	-	-	-	-	-	-	-

#3 BILLY GERLOTT OF R/R R-JR. 6-1/181 AUBURN, PA.

Year	Avg	GP-GS	AB	R	H	2B	3B	HR	RBI	TB	SLG%	BB	HBP	SO	GDP	OB%	SF	SH	SB-ATT	PO	A	E	FLD%
2021	-	-	-	-	-	-	-	-	-	-	-	-	-	-	-	-	-	-	-	-	-	-	-
2022	.237	54-51	190	25	45	12	2	6	33	79	.416	23	5	52	7	.332	2	0	4-6	83	3	1	.989
2023	.241	46-43	141	18	34	3	1	2	17	45	.319	25	4	33	2	.371	0	0	4-4	82	1	1	.988
2024	.344	14-8	32	13	11	4	0	1	3	18	.563	4	1	6	0	.432	0	2	0-1	21	1	0	1.000
TOTAL	.248	114-102	363	56	90	19	3	9	53	142	.391	52	10	91	9	.356	2	2	8-11	186	5	2	.990

#2 KYLE HANNON IF/OF L/R SR. 5-10/186 HARRISBURG, PA.

Year	Avg	GP-GS	AB	R	H	2B	3B	HR	RBI	TB	SLG%	BB	HBP	SO	GDP	OB%	SF	SH	SB-ATT	PO	A	E	FLD%
2021	.133	12-9	30	3	4	1	1	0	1	7	.233	2	0	12	0	.188	0	1	0-0	15	0	0	1.000
2022	.230	36-34	126	20	29	7	1	4	19	51	.397	15	2	34	3	.319	1	0	7-7	30	72	14	.879
2023	.293	49-49	181	51	53	10	2	7	25	88	.486	31	4	31	2	.402	3	0	27-34	89	130	8	.965
2024	.226	16-16	62	14	14	3	1	1	10	22	.355	11	0	13	3	.342	0	0	10-11	31	43	2	.974
TOTAL	.251	113-108	399	88	100	21	5	12	55	167	.419	59	6	90	8	.353	4	1	44-52	165	245	24	.945

#24 JADEN HENLINE P L/R SR. 6-2/170 NEW CUMBERLAND, PA.

Year	ERA	W-L	App	GS	CG	SHO	SV	IP	H	R	ER	BB	SO	2B	3B	HR	BF	B/Avg	WP	HBP	BK	SFA	SHA
2021	3.72	0-1	9	3	0	0/0	0	19.1	17	8	8	8	22	2	0	2	86	.230	1	3	0	0	1
2022	5.64	2-3	17	7	1	0/1	3	59.0	74	44	37	16	56	18	4	6	263	.310	6	3	0	1	4
2023	4.70	5-3	15	9	0	0/0	1	61.1	78	39	32	17	35	10	1	3	278	.315	3	5	1	4	4
2024	11.30	2-0	4	4	0	0/0	0	14.1	25	18	18	4	5	6	0	2	70	.403	1	1	0	1	2
TOTAL	5.55	9-7	45	23	1	0/1	4	154.0	194	109	95	45	118	36	5	13	697	.311	11	12	1	6	11

#27 MASON HORWAT P R/R FR. 6-1/185 PITTSBURGH, PA.

Year	ERA	W-L	APP	GS	CG	SHO	SV	IP	H	R	ER	BB	SO	2B	3B	HR	BF	BAA	WP	HBP	BK	SFA	SHA
2024	5.51	2-0	6	2	0	0/0	1	16.1	13	14	10	8	13	2	0	1	72	.206	1	1	0	0	0
TOTAL	5.51	2-0	6	2	0	0/0	1	16.1	13	14	10	8	13	2	0	1	72	.206	1	1	0	0	0

#4 MARTIN HOWELL C R/R FR. 6-2/205 GILLETTE, N.J.

Year	Avg	GP-GS	AB	R	H	2B	3B	HR	RBI	TB	SLG%	BB	HBP	SO	GDP	OB%	SF	SH	SB-ATT	PO	A	E	FLD%
2024	-	-	-	-	-	-	-	-	-	-	-	-	-	-	-	-	-	-	-	-	-	-	-
TOTAL	-	-	-	-	-	-	-	-	-	-	-	-	-	-	-	-	-	-	-	-	-	-	-

#1 JOE JACONSKI IF L/R JR. 6-0/190 PLYMOUTH MEETING, PA.

Year	Avg	GP-GS	AB	R	H	2B	3B	HR	RBI	TB	SLG%	BB	HBP	SO	GDP	OB%	SF	SH	SB-ATT	PO	A	E	FLD%
2022*	.174	20-5	23	1	4	0	0	0	0	4	.174	2	1	6	1	.269	0	0	0-0	13	4	0	1.000
2023*	.000	4-0	4	0	0	0	0	0	2	0	.000	0	0	2	0	.000	1	0	0-0	0	0	1	.000
2024	.268	17-16	56	12	15	2	0	2	13	23	.411	16	3	15	1	.436	3	2	0-3	94	8	2	.981
TOTAL	.229	41-21	83	13	19	2	0	2	15	27	.325	18	4	23	2	.376	4	2	0-3	107	12	3	.975

* At North Carolina

#13 TAYVEN KELLEY OF R/R SR.+ 6-3/198 BOILING SPRINGS, PA.

Year	Avg	GP-GS	AB	R	H	2B	3B	HR	RBI	TB	SLG%	BB	HBP	SO	GDP	OB%	SF	SH	SB-ATT	PO	A	E	FLD%
2020	.188	9-4	16	4	3	2	0	0	1	5	.313	3	1	8	0	.350	0	0	0-0	10	0	0	1.000
2021	.238	28-27	101	8	24	8	2	1	9	39	.386	10	1	37	2	.313	0	3	0-2	53	1	4	.931
2022	.192	49-43	172	20	33	6	4	0	20	47	.273	9	1	66	4	.236	0	1	2-3	92	2	6	.940
2023	.246	46-45	171	33	42	12	5	4	31	76	.444	15	0	63	1	.306	0	1	4-5	88	2	6	.938
2024	.244	16-11	45	11	11	0	1	2	9	19	.422	1	1	10	0	.277	0	0	3-3	29	1	0	1.000
TOTAL	.224	148-130	505	76	113	28	12	7	70	186	.368	38	4	184	7	.283	0	5	9-13	272	6	16	.946

CAREER STATS

#29 CARSON KOHLS P R/R SR. 6-0/209 SACRAMENTO, CALIF.

Year	ERA	W-L	App	GS	CG	SHO	SV	IP	H	R	ER	BB	SO	2B	3B	HR	BF	B/Avg	WP	HBP	BK	SFA	SHA
2021	3.18	0-0	5	0	0	0/0	0	5.2	7	3	2	2	4	1	1	1	27	.304	1	2	0	0	0
2022	4.60	2-0	18	1	0	0/0	0	29.1	29	20	15	21	25	1	2	1	136	.269	5	4	1	1	2
2023	7.36	0-0	9	0	0	0/0	0	7.1	9	8	6	6	4	1	1	1	36	.321	4	1	0	1	0
2024	23.62	0-1	1	1	0	0/0	0	2.2	7	7	7	1	1	1	0	1	16	.500	0	1	0	0	0
TOTAL	6.00	2-1	33	2	0	0/0	0	45.0	52	38	30	30	34	4	4	4	215	.301	10	8	1	2	2

#15 DAVID LEE P R/R SR. 6-2/210 PITTSBURGH, PA.

Year	ERA	W-L	App	GS	CG	SHO	SV	IP	H	R	ER	BB	SO	2B	3B	HR	BF	B/Avg	WP	HBP	BK	SFA	SHA
2020*	-	-	-	-	-	-	-	-	-	-	-	-	-	-	-	-	-	-	-	-	-	-	-
2021*	-	-	-	-	-	-	-	-	-	-	-	-	-	-	-	-	-	-	-	-	-	-	-
2022*	-	-	-	-	-	-	-	-	-	-	-	-	-	-	-	-	-	-	-	-	-	-	-
2023*	4.50	3-0	11	0	0	0/0	1	12.0	7	8	6	12	13	2	0	0	59	.163	4	3	0	1	0
2024	3.65	1-1	9	0	0	0/0	3	12.1	14	7	5	3	11	2	0	1	59	.275	1	4	0	0	1
TOTAL	4.07	4-1	20	0	0	0/0	4	24.1	21	15	11	15	24	4	0	1	118	.223	5	7	0	1	1

* At California (Pa.)

#16 JAMES LORDI P L/L R-FR. 6-0/192 JIM THORPE, PA.

Year	ERA	W-L	APP	GS	CG	SHO	SV	IP	H	R	ER	BB	SO	2B	3B	HR	BF	BAA	WP	HBP	BK	SFA	SHA
2023	-	-	-	-	-	-	-	-	-	-	-	-	-	-	-	-	-	-	-	-	-	-	-
2024	9.64	0-0	2	0	0	0/0	0	4.2	8	5	5	1	3	2	0	1	24	.400	0	2	0	0	1
TOTAL	9.64	0-0	2	0	0	0/0	0	4.2	8	5	5	1	3	2	0	1	24	.400	0	2	0	0	1

#33 TRAVIS LUENSMANN P R/R SR. 6-6/234 ALTOONA, PA.

Year	ERA	W-L	App	GS	CG	SHO	SV	IP	H	R	ER	BB	SO	2B	3B	HR	BF	B/Avg	WP	HBP	BK	SFA	SHA
2021*	15.43	0-1	4	0	0	0/0	0	2.1	4	6	4	1	2	2	0	0	12	.333	0	0	1	0	0
2022	4.52	2-3	15	12	0	0/0	2	67.2	68	43	34	34	78	5	3	3	313	.256	7	5	0	3	5
2023	4.35	6-5	14	6	0	0/0	1	60.0	54	38	29	39	59	7	3	3	283	.243	8	18	0	3	1
2024	4.94	2-1	5	5	0	0/0	0	23.2	14	14	13	19	16	2	0	2	104	.177	2	5	0	1	0
TOTAL	4.69	10-10	38	23	0	0/0	3	153.2	140	101	80	93	155	16	6	8	712	.242	17	28	1	7	6
at PSU	4.52	10-9	34	23	0	0/0	3	151.1	136	95	76	92	153	14	6	8	700	.240	17	28	0	7	6

*At South Carolina

#18 MATT MALONEY C L/R JR. 5-11/170 WINDHAM, N.H.

Year	Avg	GP-GS	AB	R	H	2B	3B	HR	RBI	TB	SLG%	BB	HBP	SO	GDP	OB%	SF	SH	SB-ATT	PO	A	E	FLD%
2022*	.248	41-32	117	14	29	6	0	0	14	35	.299	11	8	32	1	.348	2	0	5-8	238	22	9	.967
2023*	.297	50-40	145	34	43	3	1	3	16	57	.393	15	9	45	2	.390	3	0	4-7	241	21	2	.992
2024	.341	13-12	44	9	15	3	0	1	18	21	.477	7	0	8	1	.415	2	0	0-1	86	10	0	1.000
TOTAL	.284	104-84	306	57	87	12	1	4	48	113	.369	33	17	85	4	.377	7	0	9-16	565	53	11	.983

*At Dayton

#40 J.T. MARR C L/R GR. 6-0/190 FORT MILL, S.C.

Year	Avg	GP-GS	AB	R	H	2B	3B	HR	RBI	TB	SLG%	BB	HBP	SO	GDP	OB%	SF	SH	SB-ATT	PO	A	E	FLD%
2022*	.298	57-57	228	39	68	9	4	7	42	106	.465	16	3	38	6	.348	3	0	13-13	396	31	2	.995
2023*	.298	43-42	171	24	51	9	0	3	27	69	.404	12	5	29	2	.351	6	0	6-6	286	18	1	.997
2024	.465	17-16	71	16	33	3	0	1	16	39	.549	5	0	9	1	.494	1	0	0-0	31	1	1	.970
TOTAL	.323	117-115	470	79	152	21	4	11	85	214	.455	33	8	76	9	.370	10	0	19-19	713	50	4	.995

*At College of Charleston

#28 BOBBY MARSH OF/1B L/L FR. 6-3/194 BELLEFONTE, PA.

Year	Avg	GP-GS	AB	R	H	2B	3B	HR	RBI	TB	SLG%	BB	HBP	SO	GDP	OB%	SF	SH	SB-ATT	PO	A	E	FLD%
2023	.310	44-38	145	33	45	13	0	6	35	76	.524	14	5	34	2	.388	1	0	0-0	8	1	1	.900
2024	.340	17-16	53	9	18	3	0	0	9	21	.396	7	4	8	0	.453	0	0	2-2	13	1	1	.933
TOTAL	.318	61-54	198	42	63	16	0	6	44	97	.490	21	9	42	2	.406	1	0	2-2	21	2	2	.920

CAREER STATS

#46 JACK MESSINA 1B/P L/L FR. 6-0/205 STATE COLLEGE, PA.

Year	Avg	GP-GS	AB	R	H	2B	3B	HR	RBI	TB	SLG%	BB	HBP	SO	GDP	OB%	SF	SH	SB-ATT	PO	A	E	FLD%
2024	-	-	-	-	-	-	-	-	-	-	-	-	-	-	-	-	-	-	-	-	-	-	-
TOTAL	-	-	-	-	-	-	-	-	-	-	-	-	-	-	-	-	-	-	-	-	-	-	-

#32 KEVIN MICHAELS IF R/R GR. 5-11/175 ENCININTAS, CALIF.

Year	Avg	GP-GS	AB	R	H	2B	3B	HR	RBI	TB	SLG%	BB	HBP	SO	GDP	OB%	SF	SH	SB-ATT	PO	A	E	FLD%
2022*	.330	49-49	188	34	62	15	2	7	46	102	.543	13	6	24	5	.389	1	0	1-3	70	122	25	.885
2023*	.219	39-35	137	25	30	8	0	1	10	41	.299	17	6	34	1	.327	2	0	0-1	43	84	5	.962
2024	.211	9-6	19	2	4	0	0	0	2	4	.211	5	3	2	1	.429	1	0	0-0	44	6	0	1.000
TOTAL	.279	97-90	344	61	96	23	2	8	58	147	.427	35	15	60	7	.367	4	0	1-4	157	212	30	.925

*At St. John's

#41 ZACH MIZRAHI P L/L JR. 6-1/195 JACKSONVILLE, FLA.

Year	ERA	W-L	APP	GS	CG	SHO	SV	IP	H	R	ER	BB	SO	2B	3B	HR	BF	BAA	WP	HBP	BK	SFA	SHA
2024	-	-	-	-	-	-	-	-	-	-	-	-	-	-	-	-	-	-	-	-	-	-	-
TOTAL	-	-	-	-	-	-	-	-	-	-	-	-	-	-	-	-	-	-	-	-	-	-	-

#23 BRYCE MOLINARO IF R/R SO. 6-0/190 DRUMS, PA.

Year	Avg	GP-GS	AB	R	H	2B	3B	HR	RBI	TB	SLG%	BB	HBP	SO	GDP	OB%	SF	SH	SB-ATT	PO	A	E	FLD%
2024	.265	17-17	68	13	18	3	0	2	14	27	.397	8	3	23	1	.354	3	0	0-0	20	31	2	.962
TOTAL	.265	17-17	68	13	18	3	0	2	14	27	.397	8	3	23	1	.354	3	0	0-0	20	31	2	.962

#26 MATT MORASH P L/L FR. 6-0/200 WESTFORD, MASS.

Year	ERA	W-L	APP	GS	CG	SHO	SV	IP	H	R	ER	BB	SO	2B	3B	HR	BF	BAA	WP	HBP	BK	SFA	SHA
2024	7.36	0-0	6	0	0	0/0	0	11.0	17	9	9	3	6	3	1	3	53	.354	0	2	0	0	0
TOTAL	7.36	0-0	6	0	0	0/0	0	11.0	17	9	9	3	6	3	1	3	53	.354	0	2	0	0	0

#0 GRANT NORRIS IF R/R GR. 6-1/192 SOMERSET, PA.

Year	Avg	GP-GS	AB	R	H	2B	3B	HR	RBI	TB	SLG%	BB	HBP	SO	GDP	OB%	SF	SH	SB-ATT	PO	A	E	FLD%
2020*	.111	10-7	18	3	2	0	0	0	2	2	.111	4	3	9	0	.346	1	0	0-0	15	18	1	.971
2021*	.000	11-3	14	2	0	0	0	0	0	0	.000	3	0	8	0	.176	0	0	0-0	1	6	0	1.000
2022*	.300	11-0	10	3	3	0	0	1	2	6	.600	1	0	5	0	.364	0	0	0-0	3	2	1	.833
2023	.276	41-41	145	28	40	11	3	7	42	78	.538	17	5	52	2	.367	2	0	3-4	21	55	9	.894
2024	.246	17-17	61	12	15	5	0	4	14	32	.525	10	1	20	2	.356	1	1	2-3	21	42	5	.926
TOTAL	.242	90-68	248	48	60	16	3	12	60	118	.476	35	9	94	4	.351	4	1	5-7	61	123	16	.920
at PSU	.267	58-58	206	40	55	16	3	11	56	110	.534	27	6	72	4	.364	3	1	5-7	42	97	14	.908

*At Duke

#38 ALEX PAK P L/L FR. 6-1/195 WALLINGFORD, PA.

Year	ERA	W-L	APP	GS	CG	SHO	SV	IP	H	R	ER	BB	SO	2B	3B	HR	BF	BAA	WP	HBP	BK	SFA	SHA
2024	-	-	-	-	-	-	-	-	-	-	-	-	-	-	-	-	-	-	-	-	-	-	-
TOTAL	-	-	-	-	-	-	-	-	-	-	-	-	-	-	-	-	-	-	-	-	-	-	-

#21 WILL PERKOWSKI 1B/P R/R FR. 6-4/200 NEW BOSTON, N.H.

Year	Avg	GP-GS	AB	R	H	2B	3B	HR	RBI	TB	SLG%	BB	HBP	SO	GDP	OB%	SF	SH	SB-ATT	PO	A	E	FLD%
2024	-	-	-	-	-	-	-	-	-	-	-	-	-	-	-	-	-	-	-	-	-	-	-
TOTAL	-	-	-	-	-	-	-	-	-	-	-	-	-	-	-	-	-	-	-	-	-	-	-
Year	ERA	W-L	APP	GS	CG	SHO	SV	IP	H	R	ER	BB	SO	2B	3B	HR	BF	BAA	WP	HBP	BK	SFA	SHA
2024	3.18	0-0	5	0	0	0/0	0	5.2	4	2	2	2	7	1	0	0	21	.211	0	0	0	0	0
TOTAL	3.18	0-0	5	0	0	0/0	0	5.2	4	2	2	2	7	1	0	0	21	.211	0	0	0	0	0

CAREER STATS

#7 C.J. PITTARO IF L/R SR. 6-1/204 HAMILTON, N.J.

Year	Avg	GP-GS	AB	R	H	2B	3B	HR	RBI	TB	SLG%	BB	HBP	SO	GDP	OB%	SF	SH	SB-ATT	PO	A	E	FLD%
2021*	.333	5-0	3	0	1	0	0	0	3	1	.333	0	0	0	0	.333	0	0	0-0	0	1	0	1.000
2022	.238	32-22	80	14	19	3	0	0	10	22	.275	11	1	23	1	.337	0	0	1-2	15	32	5	.904
2023	.277	24-9	47	7	13	1	1	0	8	16	.340	2	0	11	1	.306	0	0	0-0	41	0	1	.976
2024	-	-	-	-	-	-	-	-	-	-	-	-	-	-	-	-	-	-	-	-	-	-	-
TOTAL	.254	61-31	130	21	33	4	1	0	21	39	.300	13	1	34	2	.326	0	0	1-2	56	33	6	.937
at PSU	.252	56-31	127	21	32	4	1	0	18	38	.299	13	1	34	2	.326	0	0	1-2	56	32	6	.936

*At Vanderbilt

#25 CHASE RENNER P R/R SO. 6-4/200 ALBURTIS, PA.

Year	ERA	W-L	APP	GS	CG	SHO	SV	IP	H	R	ER	BB	SO	2B	3B	HR	BF	BAA	WP	HBP	BK	SFA	SHA
2022	6.19	2-2	13	1	0	0/0	1	16.0	17	14	11	16	19	4	0	0	80	.283	4	1	0	1	2
2023	10.12	0-0	1	0	0	0/0	0	2.2	4	3	3	3	2	0	0	2	14	.364	0	0	0	0	0
2024	-	-	-	-	-	-	-	-	-	-	-	-	-	-	-	-	-	-	-	-	-	-	-
TOTAL	6.75	2-2	14	1	0	0/0	1	18.2	21	17	14	19	21	4	0	2	94	.296	4	1	0	1	2

#20 FRANKIE SANCHEZ P L/R JR. 6-0/195 KENDALL PARK, N.J.

Year	ERA	W-L	APP	GS	CG	SHO	SV	IP	H	R	ER	BB	SO	2B	3B	HR	BF	BAA	WP	HBP	BK	SFA	SHA
2022*	6.75	0-0	8	0	0	0	0	9.1	11	7	7	8	12	2	0	2	46	.289	2	0	0	0	0
2023*	2.44	8-1	16	6	1	1/0	2	66.1	53	20	18	22	71	9	1	4	271	.218	1	2	2	2	2
2024	1.93	1-0	3	2	0	0/0	0	9.1	5	2	2	5	11	1	1	0	36	.161	0	0	0	0	0
TOTAL	2.86	9-1	27	8	1	1/0	2	85.0	69	29	27	35	94	12	2	6	353	.221	3	2	2	2	2

*At Southern New Hampshire

#30 ANTHONY STEELE P L/L JR. 6-4/230 SHELTON, CONN.

Year	ERA	W-L	APP	GS	CG	SHO	SV	IP	H	R	ER	BB	SO	2B	3B	HR	BF	BAA	WP	HBP	BK	SFA	SHA
2022	15.19	0-0	7	1	0	0/0	0	5.1	10	11	9	7	9	1	1	0	40	.370	2	6	0	0	0
2023	6.43	2-1	11	1	0	0/0	0	14.0	10	12	10	11	21	3	0	1	68	.192	3	4	0	0	1
2024	3.14	2-0	8	0	0	0/0	0	14.1	8	5	5	8	15	1	0	1	59	.163	4	1	0	0	1
TOTAL	6.42	4-1	26	2	0	0/0	0	33.2	28	28	24	26	45	5	1	2	167	.219	9	11	0	0	2

#9 CONNOR THRONEBERRY P R/R R-SO. 6-6/235 ST. LOUIS, MO.

Year	ERA	W-L	APP	GS	CG	SHO	SV	IP	H	R	ER	BB	SO	2B	3B	HR	BF	BAA	WP	HBP	BK	SFA	SHA
2022	-	-	-	-	-	-	-	-	-	-	-	-	-	-	-	-	-	-	-	-	-	-	-
2023	10.91	0-1	13	0	0	0/0	0	15.2	25	22	19	10	13	6	0	4	86	.347	0	3	0	1	0
2024	4.76	1-0	5	0	0	0/0	0	5.2	6	3	3	3	5	2	1	0	25	.286	2	0	0	0	1
TOTAL	9.28	1-1	18	0	0	0/0	0	21.1	31	25	22	13	18	8	1	4	111	.333	2	3	0	1	1

#6 TY TORTI IF S/R SO. 5-11/192 RALEIGH, N.C.

Year	Avg	GP-GS	AB	R	H	2B	3B	HR	RBI	TB	SLG%	BB	HBP	SO	GDP	OB%	SF	SH	SB-ATT	PO	A	E	FLD%
2023	.167	7-0	6	2	1	0	0	0	0	1	.167	2	1	3	0	.444	0	0	0-0	2	2	1	.800
2024	-	-	-	-	-	-	-	-	-	-	-	-	-	-	-	-	-	-	-	-	-	-	-
TOTAL	.167	7-0	6	2	1	0	0	0	0	1	.167	2	1	3	0	.444	0	0	0-0	2	2	1	.800

#22 BRANDON WINGENROTH P R/R R-FR. 5-11/170 MANHEIM, PA.

Year	ERA	W-L	APP	GS	CG	SHO	SV	IP	H	R	ER	BB	SO	2B	3B	HR	BF	BAA	WP	HBP	BK	SFA	SHA
2023	-	-	-	-	-	-	-	-	-	-	-	-	-	-	-	-	-	-	-	-	-	-	-
2024	-	-	-	-	-	-	-	-	-	-	-	-	-	-	-	-	-	-	-	-	-	-	-
TOTAL	-	-	-	-	-	-	-	-	-	-	-	-	-	-	-	-	-	-	-	-	-	-	-

#35 ADIN ZORN OF R/R FR. 6-2/180 ALIQUIPPA, PA.

Year	Avg	GP-GS	AB	R	H	2B	3B	HR	RBI	TB	SLG%	BB	HBP	SO	GDP	OB%	SF	SH	SB-ATT	PO	A	E	FLD%
2024	-	1-0	-	1	-	-	-	-	-	-	-	-	-	-	-	-	-	-	-	-	-	-	-
TOTAL	-	1-0	-	1	-	-	-	-	-	-	-	-	-	-	-	-	-	-	-	-	-	-	-

HEAD COACH MIKE GAMBINO



**MIKE
GAMBINO**
BOSTON COLLEGE, 2000
OVERALL: 302-372 (14TH YR)
PSU: 11-6 (1ST YR)

Head Coach

Mike Gambino was hired on July 3, 2023 as the 15th head coach in Penn State baseball program history. Gambino takes over the Penn State Baseball program after 13 years at the helm of his alma mater Boston College.

In 13 seasons leading the Eagles, Gambino ranks second in program history in wins (291) while guiding Boston College to a pair of NCAA Regional appearances in 2016 and 2023 and an NCAA Super Regional appearance in 2016. He had five seasons of 25 or more wins and eight seasons with 10 or more ACC wins. BC also appeared in the ACC Championship Tournament four times under Gambino's tutelage, including berths in three of four years for the first time since Boston College joined the ACC in 2006.

Gambino has a long history of developing Major League Baseball talent with 34 draft picks in his 13 years at BC. He had three first round picks and eight picks in the first five rounds of the MLB Draft in his BC tenure. Four former Boston College players appeared in MLB games in 2023: outfielder Jake Alu (Washington Nationals), outfielder Sal Frelick (Milwaukee Brewers), pitcher Michael King (New York Yankees) and pitcher Emmet Sheehan (Los Angeles Dodgers). Five of Gambino's former BC players have reached the major leagues.

He coached five All-American selections and five Freshman All-Americans at Boston College. Gambino guided 16 All-ACC selections, including 2021 ACC Player of the Year Sal Frelick.

In his time at Boston College, Gambino put together five recruiting classes ranked among the nation's Top 60 by Perfect Game.

In 2023, Gambino guided the Eagles to a 37-20 overall record and 16-14 mark in ACC play. The 37 overall wins tie the program record set by the 2005 squad and the 16 ACC victories are also a highwater mark for the program topping the 14 victories by the 2010 team. Boston College logged 12 ranked wins, including a thrilling 7-6 victory over No. 2 Tennessee in 10 innings, on the way to playing in the Tuscaloosa Regional and reaching the regional final. The Eagles were ranked for 12 weeks in the D1Baseball Poll, reaching as high as ninth. Three of Gambino's players earned All-ACC accolades, including Chris Flynn claiming second-team All-ACC as a starting pitcher.

Gambino's pitching staff ranked 26th in the country in strikeout-to-walk ratio (2.54) and 26th in walks allowed per nine innings (3.58). Boston College held fifth in the country, and led the ACC, with a .982 fielding percentage.

The 2022 MLB Draft saw four of Gambino's student-athletes be chosen, led by second baseman Luke Gold, who was selected in the fifth round by the Detroit Tigers. Pitchers Mason Pelio (Reds - 12th round), Joe Mancini (Astros - 15th round) and Max Gieg (Angels - 18th round) were also chosen in the draft.

In 2021, an impressive three players were selected in the first six rounds of the MLB Draft headlined by outfielder Sal Frelick, who was the 15th overall pick by the Milwaukee Brewers. Shortstop Cody Morissette was picked in the second round by the Miami Marlins and pitcher Emmet Sheehan was selected in the sixth round by the Los Angeles Dodgers.

Gambino led BC to a 31-27 record in 2019 and the Eagles reached the ACC semifinals as the 12th seed with wins over Clemson and top-seeded Louisville. A program-record five Eagles earned All-ACC, led by All-ACC first team pitcher Dan Metzdorf, who was a fifth-round pick for the Chicago White Sox and led the ACC with a 2.30 ERA. Jake Alu (Nationals - 24th round) and Matt Gill (Reds - 27th round) were also chosen during the 2019 MLB Draft.

In 2018, outfielder Chris Galland earned All-ACC third team accolades and Collegiate Baseball News Freshman All-America honors. The 2018 MLB Draft had four of Gambino's players selected with Jake Palomaki (Rays - 18th round), Jacob Stevens (Diamondbacks - 21st round), Brian Rapp (Twins - 26th round) and Dan Metzdorf (Yankees - 38th round).

In 2017, the Eagles returned to the ACC Championship Tournament for the first time since 2010. BC won 10 of its last 15 ACC games with sweeps over Notre Dame and NC State.

Gambino guided the 2016 Eagles to 35 wins, the most since 2005 and third-highest total in program history. They also tallied 13 ACC wins, the most since 2010, while their six conference series victories set a school record. Gambino led the Eagles to a sweep in the Oxford Regional as the third seed to advance to the program's first NCAA Super Regional. BC finished the season in the Top 25 of all four major polls for the first time in program history (15th - D1Baseball, 16th - Baseball America, NCBWA and 21st - USA Today/Coaches Poll).

For his efforts, Gambino was named the 2016 American Baseball Coaches Association (ABCA) Northeast Region Coach of the Year, a finalist for D1Baseball Coach of the Year and earned a spot on the website's top-10 coaching performances of the season.

Gambino proteges were selected in the first round of the MLB Draft in back-to-back years for the first time in program history in 2015 and 2016. Chris Shaw was selected 31st overall by the San Francisco Giants in 2015 and Justin Dunn was taken 19th overall by the New York Mets in 2016. Overall, five players were drafted in 2016: Dunn, Michael King (12th round), Jesse Adams (14th round), Nick Sciortino (19th round) and Joe Cronin (34th round).

Gambino was an assistant coach for four seasons at Virginia Tech prior to his move to Boston College. He served as the Hokies' recruiting coordinator and worked with the hitters and infielders. In his four years, he saw 15 players get drafted in the MLB Draft, including nine in 2010.

Gambino also spent two years as a regional scout for the Detroit Tigers and was an assistant coach at Boston College from 2003-05.

Gambino played for the Eagles from 1997-2000, starting 166 games in the middle infield. He posted a career batting average of .313 with 22 doubles, eight home runs, 87 RBIs and 117 runs. His 78 hits in 2000 were a program record that stood until 2011. Gambino's 52 runs his final year are in the top 10 in BC history.

The Garrison, New York native was a first-team All-Big East, All-New England and All-Northeast region honoree following his senior campaign. He also earned second-team All-New England and Big East Academic Team accolades during his playing career.

Gambino played two seasons in the Boston Red Sox minor league system. He spent the 2000 season with the Augusta Green Jackets before splitting the 2001 season between Augusta and the Lowell Spinners. In 2002, the Red Sox hired Gambino as a special assistant to the Major League staff before heading back to Lowell for a coaching role with the Spinners just prior to the June draft. Following his stint in Lowell, the Red Sox sent Gambino to the MLB Scout Development Program.

Gambino received his bachelor's degree from Boston College in English and theology. He and his wife, Jill, have two children, Sonny and Callahan.

OVERALL STATS

The Automated ScoreBook
Overall Statistics for Penn State (as of Mar 16, 2024)
(All games Sorted by Batting avg)

Record: 11-6 Home: 2-1 Away: 4-3 Neutral: 5-2 Conference: 0-0

Player	avg	gp-gs	ab	r	h	2b	3b	hr	rbi	tb	slg%	bb	hp	so	gdp	ob%	sf	sh	sb-att	po	a	e	fld%	
40 Marr, J.T.	.465	17-16	71	16	33	3	0	1	16	39	.549	5	0	9	1	.494	1	0	0-0	31	1	1	.970	
3 Gerlott, Billy	.344	14-8	32	13	11	4	0	1	3	18	.563	4	1	6	0	.432	0	2	0-1	21	1	0	1.000	
18 Maloney, Matt	.341	13-12	44	9	15	3	0	1	18	21	.477	7	0	8	1	.415	2	0	0-1	86	10	0	1.000	
28 Marsh, Bobby	.340	17-16	53	9	18	3	0	0	9	21	.396	7	4	8	0	.453	0	0	2-2	13	1	1	.933	
12 Cecere, Adam	.302	17-17	53	20	16	4	0	5	15	35	.660	18	7	17	1	.519	1	0	4-5	45	2	1	.979	
1 Jaconski, Joe	.268	17-16	56	12	15	2	0	2	13	23	.411	16	3	15	1	.436	3	2	0-3	94	8	2	.981	
23 Molinaro, Bryce	.265	17-17	68	13	18	3	0	2	14	27	.397	8	3	23	1	.354	3	0	0-0	20	31	2	.962	
0 Norris, Grant	.246	17-17	61	12	15	5	0	4	14	32	.525	10	1	20	2	.356	1	1	2-3	21	42	5	.926	
13 Kelley, Tayven	.244	16-11	45	11	11	0	1	2	9	19	.422	1	1	10	0	.277	0	0	3-3	29	1	0	1.000	
2 Hannon, Kyle	.226	16-16	62	14	14	3	1	1	10	22	.355	11	0	13	3	.342	0	0	10-11	31	43	2	.974	

19 Cease, Derek	.500	5-1	4	1	2	0	0	0	1	2	.500	0	0	1	0	.500	0	0	0-1	3	2	1	.833	
32 Michaels, Kevin	.211	9-6	19	2	4	0	0	0	2	4	.211	5	3	2	1	.429	1	0	0-0	44	6	0	1.000	
14 DiMartini, Michael	.000	2-0	0	1	0	0	0	0	0	0	.000	1	0	0	0	1.000	0	0	0-0	0	0	0	.000	
35 Zorn, Adin	.000	1-0	0	1	0	0	0	0	0	0	.000	0	0	0	0	.000	0	0	0-0	0	0	0	.000	
Totals	.303	17	568	134	172	30	2	19	124	263	.463	93	23	132	11	.414	12	5	21-30	444	164	20	.968	
Opponents	.268	17	568	111	152	27	3	17	103	236	.415	77	24	119	15	.377	2	7	19-26	435	145	15	.975	

LOB - Team (133), Opp (124). DPs turned - Team (18), Opp (12). IBB - Team (1), Norris, G. 1, Opp (1). Picked off - Hannon, K. 2, Molinaro, B. 1, Norris, G. 1.

(All games Sorted by Earned run avg)

Player	era	w-l	app	gs	cg	sho	sv	ip	h	r	er	bb	so	2b	3b	hr	b/avg	wp	hp	bk	sfa	sha		
33 Luensmann, Travis	4.94	2-1	5	5	0	0/0	0	23.2	14	14	13	19	16	2	0	2	.177	2	5	0	1	0		

20 Sanchez, Frankie	1.93	1-0	3	2	0	0/0	0	9.1	5	2	2	5	11	1	1	0	.161	0	0	0	0	0		
30 Steele, Anthony	3.14	2-0	8	0	0	0/0	0	14.1	8	5	5	8	15	1	0	1	.163	4	1	0	0	1		
21 Perkowski, Will	3.18	0-0	5	0	0	0/0	0	5.2	4	2	2	2	7	1	0	0	.211	0	0	0	0	0		
15 Lee, David	3.65	1-1	9	0	0	0/0	3	12.1	14	7	5	3	11	2	0	1	.275	1	4	0	0	1		
9 Throneberry, Connor	4.76	1-0	5	0	0	0/0	0	5.2	6	3	3	3	5	2	1	0	.286	2	0	0	0	1		
11 Butash, Mason	4.91	0-1	6	3	0	0/0	1	11.0	10	7	6	4	12	1	0	2	.256	0	1	0	0	0		
27 Horwat, Mason	5.51	2-0	6	2	0	0/0	1	16.1	13	14	10	8	13	2	0	1	.206	1	1	0	0	0		
10 DeMell, Ben	6.75	0-0	8	0	0	0/0	1	9.1	10	7	7	10	6	1	0	2	.256	2	2	0	0	1		
26 Morash, Matt	7.36	0-0	6	0	0	0/0	0	11.0	17	9	9	3	6	3	1	3	.354	0	2	0	0	0		
16 Lordi, James	9.64	0-0	2	0	0	0/0	0	4.2	8	5	5	1	3	2	0	1	.400	0	2	0	0	1		
31 DeGaetano, Chic	10.57	0-2	7	0	0	0/0	0	7.2	11	11	9	6	8	2	0	1	.333	0	4	0	0	0		
24 Henline, Jaden	11.30	2-0	4	4	0	0/0	0	14.1	25	18	18	4	5	6	0	2	.403	1	1	0	1	2		
29 Kohls, Carson	23.62	0-1	1	1	0	0/0	0	2.2	7	7	7	1	1	1	0	1	.500	0	1	0	0	0		
Totals	6.14	11-6	17	17	0	0/0	6	148.0	152	111	101	77	119	27	3	17	.268	13	24	0	2	7		
Opponents	7.39	6-11	17	17	0	0/0	3	145.0	172	134	119	93	132	30	2	19	.303	15	23	2	12	5		

PB - Team (0), Opp (3). Pickoffs - Team (3), Luensmann, T 1, Sanchez, F. 1, Steele, A. 1, Opp (4). SBA/ATT - Maloney, M. (12-17), Marr, J.T. (7-8), Luensmann, T (2-4), Sanchez, F. (2-4), DeGaetano, C (3-3), DeMell, B. (3-3), Kohls, C. (2-2), Horwat, M. (2-2), Perkowski, W (1-2), Steele, A. (2-2), Butash, M. (1-2), Lee, D. (0-1), Henline, J. (1-1).

RADIO/TV ROSTER



0 Grant
Norris
IF, Fr.



1 Joe
Jaconski
IF, Jr.



2 Kyle
Hannon
IF/OF, Sr.



3 Billy
Gerlott
OF, R-Jr.



4 Martin
Howell
C, Fr.



6 Ty
Torti
IF, So.



7 C.J.
Pittaro
IF, Sr.



8 Mike
Lucarelli
IF, Fr.



9 Connor
Throneberry
RHP, R-So.



10 Ben
DeMell
RHP, R-So.



11 Mason
Butash
RHP, Fr.



12 Adam
Cecere
OF, Gr.



13 Tayven
Kelley
OF, Sr.+



14 Michael
DiMartini
IF, Fr.



15 David
Lee
RHP, Sr.



16 James
Lordi
LHP, R-Fr.



18 Matt
Maloney
C, Jr.



19 Derek
Cease
IF, Jr.



20 Frankie
Sanchez
RHP, Jr.



21 Will
Perkowski
1B/RHP, Fr.



22 Brandon
Wingenroth
RHP, R-Fr.



23 Bryce
Molinaro
IF, So.



24 Jaden
Henline
RHP, Sr.



25 Chase
Renner
RHP, Jr.



26 Matt
Morash
LHP, Fr.



27 Mason
Horwat
RHP, Fr.



28 Bobby
Marsh
OF/1B, So.



29 Carson
Kohls
RHP, Sr.



30 Anthony
Steele
LHP, Jr.



31 Chic
DeGaetano
RHP, Gr.



32 Kevin
Michaels
IF, Gr.



33 Travis
Luensmann
RHP, Sr.



34 CJ
Carmichael
IF, R-Fr.



35 Adin
Zorn
OF, Fr.



36 Aiden
Coleman
RHP, R-Fr.



38 Alex
Pak
LHP, Fr.



40 J.T.
Marr
C, Gr.



41 Zach
Mizrahi
LHP, Jr.



43 Jacob
Coffin
LHP, So.



46 Jack
Messina
1B/LHP, Fr.

