



# 2024 PENN STATE BASEBALL

PENN STATE VS. KENT STATE | APRIL 16, 2024 | UNIVERSITY PARK, PA.

## 2024 SCHEDULE

Date	Opponent	Time/Result
<b>FEBRUARY</b>		
16	vs. Monmouth <sup>1</sup>	W, 6-5 (10)
17	vs. Army <sup>1</sup>	W, 4-3
17	vs. Monmouth <sup>1</sup>	L, 3-10
18	vs. Army <sup>1</sup>	W, 12-4
23	at Stanford	W, 15-4
24	at Stanford	W, 13-2 (7)
25	at Stanford	L, 5-9

Date	Opponent	Time/Result
<b>MARCH</b>		
1	at Davidson	Canceled
2	at Davidson	L, 2-14 (7)
3	at Davidson (DH)	W, 14-7/W, 6-4
5	at #10 Virginia	L, 3-6
8	vs. Harvard <sup>1</sup>	W, 5-3/W, 8-7 (10)
10	vs. Harvard <sup>1</sup>	L, 5-6
14	<b>UMASS LOWELL</b>	<b>W, 3-2</b>
15	<b>UMASS LOWELL</b>	<b>L, 9-11</b>
16	<b>UMASS LOWELL</b>	<b>W, 21-14</b>
19	<b>ST. BONAVENTURE</b>	<b>L, 7-9</b>
20	<b>BUCKNELL</b>	<b>PPD</b>
22	<b>MICHIGAN*</b>	<b>W, 4-3</b>
23	<b>MICHIGAN*</b>	<b>L, 6-9</b>
24	<b>MICHIGAN*</b>	<b>L, 6-11</b>
26	<b>PITT</b>	<b>W, 10-1</b>
29	at Illinois*	L, 10-14
30	at Illinois* (DH)	L, 6-17 (8)/L, 8-12

Date	Opponent	Time/Result
<b>APRIL</b>		
2	<b>BUCKNELL</b>	<b>Canceled</b>
5	<b>NORTHWESTERN*</b>	<b>W, 8-4</b>
6	<b>NORTHWESTERN*</b>	<b>W, 12-7</b>
7	<b>NORTHWESTERN*</b>	<b>W, 15-1 (7)</b>
9	<b>FDU</b>	<b>W, 12-2 (8)</b>
12	at Indiana*	W, 15-4
13	at Indiana*	L, 9-10
14	at Indiana*	L, 3-12
16	<b>KENT STATE</b>	<b>5:30 p.m.</b>
19	at Michigan State* (BTN)	8 p.m.
20	at Michigan State*	3:35 p.m.
21	at Michigan State*	1:05 p.m.
24	<b>WEST VIRGINIA</b>	<b>5:30 p.m.</b>
26	<b>MINNESOTA*</b>	<b>5:30 p.m.</b>
27	<b>MINNESOTA*</b>	<b>12:30 p.m.</b>
28	<b>MINNESOTA*</b>	<b>1 p.m.</b>

Date	Opponent	Time/Result
<b>MAY</b>		
3	at Navy	TBD
4	at Navy	6 p.m.
5	at Navy	1 p.m.
8	at West Virginia (ESPN2)	7 p.m.
10	<b>RUTGERS*</b>	<b>5:30 p.m.</b>
11	<b>RUTGERS*</b>	<b>2 p.m.</b>
12	<b>RUTGERS*</b>	<b>1 p.m.</b>
14	at Pitt	3 p.m.
16	at Maryland*	6:30 p.m.
17	at Maryland*	6:30 p.m.
18	at Maryland*	2 p.m.
21-26	Big Ten Tournament <sup>2</sup>	TBD

<sup>1</sup>USA Baseball Complex (Cary, N.C.)  
<sup>2</sup>Charles Schwab Field (Omaha, Neb.)

All Times Eastern

Rankings are D1Baseball

All Times Eastern

## STRATEGIC COMMUNICATIONS

Primary Contact.....Paul Marboe  
Cell Phone .....814-777-7604  
Email .....prms5118@psu.edu

## PENN STATE NITTANY LIONS

(18-14, 5-7 BIG TEN)



vs.

## KENT STATE GOLDEN FLASHES

(16-17, 8-7 MAC)



GOPSUSPORTS.COM | @PENNSTATEBASE | MEDLAR FIELD AT LUBRANO PARK  
BIG+ | RADIO: 1450 AM/103.7 FM

ONLINE | Links to live video, live audio and live stats available at GoPSUSports.com

## LEADING OFF

- Penn State welcomes Kent State for a midweek contest on Tuesday.
- The Nittany Lions trail 9-8 in the all-time series.
- Penn State took one of three games in its series at Indiana.
- The Nittany Lions combined for 27 runs, 30 hits and 11 homers.
- On Friday, six Nittany Lions combined to launch seven homers.
- The seven homers in a game and six different players homering in a game are both PSU's most since at least 2004.
- Adam Cecere has homered in four-straight games, entering Tuesday, including homers in each of the games in Bloomington.
- Cecere leads the Big Ten in both total homers (12) and homers in conference games (6), while pacing the league in OPS (1.255) and slugging (.755).
- J.T. Marr had a pair of multi-hit games at IU, raising his season total to 18, and sits second in the Big Ten in both average (.418) and hits per game (1.75).
- Bobby Marsh ranks fifth in the Big Ten in average (.389), while leading the conference in average (.479) and hits (23) in conference contests.

## PROJECTED STARTERS



Mason Butash  
RHP | Fr. | 6-2 | 195  
Chantilly, Va.  
13 Appearances/5 Starts  
1-2, 5.92 ERA, 23K/17BB

## LAST GAME LINEUP

No.	Name	Pos.	B/T	Ht./Wt.	Yr.	AVG	HR	RBI
40	J.T. Marr	C	L/R	6-0/190	Gr.	.418	6	36
1	Joe Jaconski	1B	L/R	6-0/190	Jr.	.319	5	24
2	Kyle Hannon	2B	L/R	5-10/186	Sr.	.204	1	15
0	Grant Norris	SS	R/R	6-1/192	Gr.	.281	9	30
23	Bryce Molinaro	3B	R/R	6-0/190	So.	.309	6	28
28	Bobby Marsh	LF	L/L	6-3/194	So.	.389	3	30
13	Tayven Kelley	CF	R/R	6-3/198	Sr.+	.231	2	13
12	Adam Cecere	RF	L/R	6-4/230	Gr.	.355	12	35
18	Matt Maloney	DH	L/R	5-11/170	Jr.	.298	1	27

## Other Possible Starters:

3	Billy Gerlott	OF	R/R	6-1/181	R-Jr.	.286	1	3
19	Derek Cease	IF	R/R	5-8/150	Jr.	.400	0	1
32	Kevin Michaels	IF	R/R	5-11/175	Gr.	.216	1	5

# PAGE 2 | PENN STATE VS. KENT STATE

No.	Name	Pos.	B/T	Yr.	Ht.	Wt.	Hometown/High School/Last School
0	Grant Norris	IF	R/R	Gr.	6-1	192	Somerset, Pa./Somerset Area/Duke
1	Joe Jaconski	IF/OF	L/R	Jr.	6-0	190	Plymouth Meeting, Pa./Plymouth Whitemarsh/North Carolina
2	Kyle Hannon	IF/OF	L/R	Sr.	5-10	186	Harrisburg, Pa./Red Land
3	Billy Gerlott	OF	R/R	R-Jr.	6-1	181	Auburn, Pa./Blue Mountain
4	Martin Howell	C	R/R	Fr.	6-2	205	Gillette, N.J./Watchung Hills Regional
6	Ty Torti	IF	S/R	So.	5-11	192	Raleigh, N.C./Pro5 Baseball Academy
7	C.J. Pittaro	IF	L/R	Sr.	6-1	204	Hamilton, N.J./Steinert/Vanderbilt
8	Mike Lucarelli	IF	L/R	Fr.	6-0	195	Marlton, N.J./Paul VI
9	Connor Throneberry	P	R/R	R-So.	6-6	235	St. Louis, Mo./Marquette Senior
10	Ben DeMell	P	L/R	R-So.	6-5	205	Concord, Ohio/Gilmour Academy
11	Mason Butash	P	R/R	Fr.	6-2	195	Chantilly, Va./Freedom
12	Adam Cecere	OF/IF	L/R	Gr.	6-4	230	Adams Township, Pa./Forest Hills/Wake Forest
13	Tayven Kelley	OF	R/R	R-Sr.	6-3	198	Boiling Springs, Pa./Cedar Cliff
14.	Michael DiMartini	IF	R/R	Fr.	6-1	205	South Fayette, Pa./South Fayette
15	David Lee	OF/P	R/R	Sr.	6-2	210	Pittsburgh, Pa./Thomas Jefferson/California (Pa.)
16	James Lordi	P	L/L	R-Fr.	6-0	192	Jim Thorpe, Pa./Jim Thorpe Area
18	Matt Maloney	C	L/R	Jr.	5-11	170	Windham, N.H./Central Catholic
19	Derek Cease	IF/P	R/R	Jr.	5-8	150	Plymouth, Pa./Greater Nanticoke Area
20	Frankie Sanchez	P	L/R	Jr.	6-0	195	Kendall Park, N.J./South Brunswick/Southern New Hampshire
21	Will Perkowski	1B/P	R/R	Fr.	6-4	230	New Boston, N.H./Goffstown
22	Brandon Wingenroth	P	R/R	R-Fr.	6-1	170	Manheim, Pa./Lancaster Catholic
23	Bryce Molinaro	IF	R/R	So.	6-0	190	Drums, Pa./Hazleton Area/St. John's
24	Jaden Henline	P	L/R	Sr.	6-2	170	New Cumberland, Pa./Red Land
25	Chase Renner	P	R/R	Jr.	6-4	200	Alburtis, Pa./Brandywine Heights
26	Matt Morash	P	L/L	Fr.	6-0	200	Westford, Mass./Westford Academy
27	Mason Horwat	P	R/R	Fr.	6-1	185	Pittsburgh, Pa./Avonworth
28	Bobby Marsh	OF/1B	L/L	So.	6-3	194	Bellefonte, Pa./Bellefonte Area/Florida Atlantic
29	Carson Kohls	P	R/R	Sr.	6-0	209	Sacramento, Calif./El Camino
30	Anthony Steele	1B/OF/P	L/L	Jr.	6-4	230	Shelton, Conn./Shelton
31	Chic DeGaetano	P	R/R	Gr.	6-2	214	Sugarloaf, Pa./Hazleton Area/Villanova
32	Kevin Michaels	IF	R/R	Gr.	5-11	175	Encinitas, Calif./Canyon Crest Academy/St. John's
33	Travis Luensmann	P	R/R	Sr.	6-6	234	Altoona, Pa./Bellewood-Antis/South Carolina
34	CJ Carmichael	IF	R/R	R-Fr.	6-1	170	Lancaster, Ohio/Bloom Carroll
35	Adin Zorn	OF	R/R	Fr.	6-2	180	Aliquippa, Pa./Sewickley Acadmy
36	Aiden Coleman	P	L/L	R-Fr.	5-10	163	Tyrone, Pa./Tyrone Area
38	Alex Pak	P	L/L	Fr.	6-1	195	Wallingford, Pa./Strath Haven
40	J.T. Marr	C	L/R	Gr.	6-0	190	Fort Mill, S.C./Fort Mill/College of Charleston
41	Zach Mizrahi	P	L/L	Jr.	6-1	195	Jacksonville, Fla./Mandarin
43	Jacob Coffin	P	S/L	So.	6-0	161	Apex, N.C./Pro5 Baseball Academy
46	Jack Messina	1B/P	L/L	Fr.	6-0	205	State College, Pa./State College Area

## ALPHABETICAL ROSTER

11	Mason Butash
34	CJ Carmichael
19	Derek Cease
12	Adam Cecere
43	Jacob Coffin
36	Aiden Coleman
31	Chic DeGaetano
10	Ben DeMell
14	Michael DiMartini
3	Billy Gerlott
2	Kyle Hannon
24	Jaden Henline
27	Mason Horwat
4	Martin Howell
1	Joe Jaconski
13	Tayven Kelley
29	Carson Kohls
15	David Lee
16	James Lordi
8	Mike Lucarelli
33	Travis Luensmann
18	Matt Maloney
40	J.T. Marr
28	Bobby Marsh
46	Jack Messina
32	Kevin Michaels
41	Zach Mizrahi
23	Bryce Molinaro
26	Matt Morash
0	Grant Norris
38	Alex Pak
21	Will Perkowski
7	C.J. Pittaro
25	Chase Renner
20	Frankie Sanchez
30	Anthony Steele
9	Connor Throneberry
6	Ty Torti
22	Brandon Wingenroth
35	Adin Zorn

## PRONUNCIATION GUIDE

19	Derek <b>Cease</b>	See-ce
12	Adam <b>Cecere</b>	Suh-SEAR-ee
10	Ben <b>DeMell</b>	Duh-Mel
31	Chic <b>DeGaetano</b>	Day-guh-tahn-oh
1	Joe <b>Jaconski</b>	Juh-CON-ski
3	Billy <b>Gerlott</b>	GRR-Lot
16	James <b>Lordi</b>	Lord-eye
33	Travis <b>Luensmann</b>	Linns-min
8	Mike <b>Lucarelli</b>	Lou-cuh-relli
46	Jack <b>Messina</b>	Muh-SEE-na
41	Zach <b>Mizrahi</b>	Miz-RA-he
21	Will <b>Perkowski</b>	Pur-Cow-Ski
7	C.J. <b>Pittaro</b>	Pi-TAR-o

## ROSTER BREAKDOWN BY STATE

California - 2	New Hampshire - 2
Connecticut - 1	North Carolina - 2
Florida - 1	Ohio - 2
Massachusetts - 1	Pennsylvania - 22
Missouri - 1	South Carolina - 1
New Jersey - 4	Virginia - 1

## ROSTER BREAKDOWN BY ELIGIBILITY

Freshmen - 13
Sophomores - 6
Juniors - 8
Seniors/Graduates - 12

## ROSTER BREAKDOWN BY POSITION

Catchers - 3	Left-Handed Pitchers - 8
Infielders - 16	Right-Handed Pitchers - 14
Outfielders - 9	

## ADAM CECERE



### CECERE STATS

#### SEASON HOME RUNS

12

Cecere leads the Big Ten with 12 homers this season, including 6 in conference games.

#### CAREER HOME RUNS

44

Cecere's 44 career homers are tied 14th among active D1 players.

#### OPS

1.255

Cecere paces the Big Ten and ranks 35th in the nation with a 1.255 OPS.

#### SLUGGING %

.755

Cecere leads the Big Ten and sits 35th in the country with a .755 slugging percentage.

#### HIT STREAK

10

Cecere is currently riding a 10-game hit streak.

## J.T. MARR



### MARR STATS

#### BATTING AVERAGE

.418

Marr ranks second in the Big Ten with a .418 average, ranking 14th in the nation.

#### CONF. BATTING AVERAGE

.340

Marr is hitting .340 in Big Ten play, going 17-of-50 at the plate.

#### HITS PER GAME

1.75

Marr sits eighth in the country and second in the Big Ten averaging 1.75 hits per contest.

#### MULTI-HIT GAMES

18

Marr owns 18 multi-hit games this season, ranking 22nd in the nation.

#### OPS

1.076

Marr ranks ninth in the Big Ten with a 1.076 OPS

## BOBBY MARSH



### MARSH STATS

#### BATTING AVERAGE

.389

Marsh ranks fifth in the Big Ten with a .389 average.

#### CONF. BATTING AVERAGE

.479

Marsh is batting .479 in Big Ten play, going 23-of-48 at the plate, leading the conference by 27 points.

#### CONF. HITS

23

Marsh's 23 hits in conference play pace the Big Ten.

#### MULTI-HIT GAMES

12

Marsh has 12 multi-hit games this season, including seven in Big Ten play.

#### MULTI-RBI GAMES

10

Marsh owns 10 multi-RBI games this season.

**PENN STATE QUICK FACTS**

**GENERAL INFORMATION**

Location..... University Park, Pa.  
 Founded..... 1855  
 Enrollment ..... 48,535  
 Colors ..... Blue and White  
 Conference..... Big Ten  
 Nickname ..... Nittany Lions  
 President ..... Dr. Neeli Bendapudi  
 VP for Intercollegiate Athletics..... Dr. Patrick Kraft

**TEAM INFORMATION**

2024 Record 18-14  
 2024 Big Ten Record 5-7  
 Postseason N/A  
 All-Time Record (Years) 2,147-1,590-21 (135)  
 All-Time Big Ten Record (Years) 345-451 (32)  
 NCAA Tournament Appearances 19  
 NCAA Tournament Record 25-24  
 NCAA Super Regional Appearances 1  
 College World Series Appearances 5  
 (1952, 1957, 1959, 1963, 1973)  
 Best CWS Finish Second (1957)  
 Last NCAA Tournament Appearance 2000

**BASEBALL STAFF**

Head Coach ..... Mike Gambino  
 PSU Record (Years) ..... 18-14 (1st)  
 Career Record (Years) ... 309-380 (14th)  
 Associate Head Coach ..... Scott Loiseau  
 Assistant Coaches .....  
 ..... Nick Puccio (Hitting)  
 ..... Will Jauss (Pitching)  
 Director of Pitching Technology .....  
 ..... Mason Mellott  
 Director of Program Development/Alumni  
 Relations..... Ryan Wheeler  
 Dir. of Operations/Player Development...  
 ..... Jake Stone  
 Athletic Performance..... Andrew Sanders  
 Athletic Trainer..... Robin Martin

**STADIUM INFORMATION**

Home Stadium ... Medlar Field at Lubrano Park  
 PSU Record..... 205-153  
 First Season ..... 2007  
 Capacity ..... 5,406  
 Press Box Phone ..... (814) 441-9145

**MEDIA RELATIONS INFORMATION**

Baseball Contact ..... Paul Marboe  
 Cell Phone ..... (814) 777-7604  
 Email ..... prm5118@psu.edu  
 Website ..... GoPSUsports.com  
 Twitter ..... @PennStateBASE  
 Instagram ..... @PennStateBASE  
 Facebook Page ..... facebook.com/  
 pennstatebaseball

**The Marr-Chine Keeps Hitting**

- Grad student J.T. Marr’s season average sits at .418 with a team-best 56 hits and 36 RBI.
- Marr ranks second in the Big Ten with his .418 average, while ranking 14th in the country.
- He also ranks eighth in the nation, and second in the Big Ten, averaging 1.75 hits per game.
- Marr holds 24th in the country, and third in the conference, with 56 total hits.
- He owns 18 multi-hit games, including seven against Big Ten opponents, and 11 multi-RBI games. Marr has two games with four hits and five games with three hits.
- Marr tied a PSU game record with three doubles against FDU last Tuesday.
- Among his 56 knocks, he has 10 doubles and six homers to go with 31 runs and a 1.076 OPS, good for ninth in the Big Ten. He has five homers and 17 RBI in conference play.

**Newcomers Leading Balanced Lineup**

- The Nittany Lions lead the Big Ten in slugging percentage (.510) and sac flies (25) and rank Top 5 in the conference in total home runs (47; 2nd), home runs per game (1.47; 2nd), runs per game (8.3; 3rd), batting average (.311; 3rd), on-base percentage (.409; 4th) and doubles per game (2.03; 5th).
- Penn State has five players with a .309 or better average, five with a .400+ on-base percentage and seven with a .429+ slugging percentage.
- Penn State and Indiana are the only Big Ten teams with seven players owning at least 24 RBI.
- The Nittany Lions’ 47 home runs this year are its most since hitting 60 in 2000.
- Graduate student J.T. Marr paces the squad with a .418 average and 56 hits. He owns 10 doubles, six homers, 36 RBI and 31 runs.
- With a 23-of-48 start (.479) and 17 RBI at the plate in conference play, Bobby Marsh is hitting .389 with 44 hits, including nine doubles, one triple, three homers, 30 RBI and 26 runs. His .389 average sits fifth in the Big Ten, while he paces the league with his .479 average and 23 hits in Big Ten play.
- Holding a .386 average (17-of-44) in Big Ten play, Bryce Molinaro owns six homers, among 38 hits, and 28 RBI to go with a .309 average. He had two homers at Indiana (4/12).
- Graduate student Adam Cecere is hitting .355 with 39 hits, including eight doubles and 12 homers, 35 RBI and a team-best 35 runs. He has a team-high 28 walks and eight hit-by-pitches. He is hitting .367 in Big Ten play with six homers and 16 RBI.
- The Pennsylvania native has homered in each of the last four games entering Tuesday’s game.
- He ranks first in Big Ten with a 1.255 OPS and slugging percentage (.755), while sitting second in on-base percentage (.500). He leads the conference in homers (12), homers per game (0.38) and home runs in conference play (6). He’s also fifth in the conference in total walks (27) and third in walks per game (0.88).
- Cecere is one of 11 current Division I players with 44+ homers and 151+ RBI in their career. Among active DI players, Cecere is 14th in homers (44).
- Grant Norris has 34 hits, including six doubles and nine homers, 30 RBI and 24 runs.
- Norris collected his first career multi-homer game against Northwestern (4/6).
- Norris is tied fourth in the Big Ten with nine homers.
- Joe Jaconski is 10th in the Big Ten in walks (25) and owns 38 hits and 34 runs. He has five homers, including two to lead off games in the Indiana series.

**Indiana Series Recap**

- Penn State took one of three games in its series at Indiana.
- The Nittany Lions collected 27 runs and 30 hits, while blasting 11 homers, in the series.
- Bobby Marsh batted .462 with six hits, including a double and a homer, three RBI and four runs.
- Adam Cecere crushed three homers, one in each game, with six RBI and a .417 average.
- Joe Jaconski, J.T. Marr and Bryce Molinaro each launched two homers.
- In game one on Friday, six Nittany Lions combined to hit seven homers.
- The seven homers and the six different players homering are both Penn State’s most in a game since at least 2004.
- In game two, Penn State jumped out to an 8-0 lead in the top of the second, including back-to-back homers by Marr and Cecere.
- Jaconski and Cecere both homered in game three.

**Nittany Lions Climb Records Lists**

- Senior Kyle Hannon already has 10 steals in 2024, including four in the series vs. Harvard.
- With 10 steals this year, Hannon has moved up to fourth all-time at Penn State with 44 career steals. He is currently six steals behind Doug Keener (50, 1984-87) for third place.
- Hannon ranks ninth in the Big Ten in total steals (10).
- Senior+ Tayven Kelley owns 12 career triples, tied third all-time at Penn State. He is tied with Michael Campo (1997-00) and Jordan Steranka (2009-12).
- Grad student Grant Norris' .545 career slugging percentage sits sixth all-time at Penn State, while sophomore Bobby Marsh's .543 slugging percentage is eighth all-time.
- Grad student Adam Cecere is tied ninth in a season at Penn State with 12 homers.

**Dollar Dog Night Returns**

- Penn State's Dollar Dog Nights became popular in 2023 and have returned with strong numbers in 2024.
- Tuesday's contest against Kent State will be the Nittany Lions' fourth Dollar Dog Night of the 2024 campaign.
- On April 9 against FDU, Penn State set a new attendance record with 4,902 fans, bettering the previous record of 3,946 vs. Northwestern in 2007, and a new Dollar Dog record as fans consumed 6,151 hot dogs. That previous record was 5,287 against West Virginia in 2023.
- On March 26 against Pitt, the Nittany Lions welcomed 3,505 fans to Medlar Field at Lubrano Park, Penn State baseball's fourth-largest attendance. The 3,505 fans downed 5,021 hot dogs.
- Across eight Dollar Dog Nights in 2023 and 2024, Penn State fans have consumed 26,586 hot dogs, averaging 3,323 per Dollar Dog Night.

**THE OPPOSITION**

**Scouting Kent State**

- Kent State is led by head coach Jeff Duncan, in his 11th season.
- Under Duncan, the Golden Flashes own 337 wins.
- Former Nittany Lion Ryan Sloniger (2016-19) is an assistant coach at Kent State.
- In his PSU career, Sloniger appeared in 166 games (162 starts) with 137 hits, 81 RBI and 63 runs. He tallied 30 doubles, five triples and nine homers. He ranks fourth all-time at Penn State with 1,080 putouts.
- The Golden Flashes are batting .259 and averaging 7.7 runs per game.
- Tim Orr leads the squad with a .358 average to go with six doubles, seven homers and 28 RBI.
- Josh Johnson is hitting .333 with a team-best 41 hits, nine doubles and 34 RBI to go with seven homers and 18 steals.
- Jake Casey, son of former Pittsburgh Pirate Sean Casey, leads Kent State with eight homers.
- Kent State has a 6.18 team ERA and is allowing a .289 opponent average.
- Peyton Cariaco leads the team with 14 appearances and has a 2.29 ERA in 19.2 innings.

**Against The Golden Flashes**

- Penn State is 8-9 all-time against Kent State.
- The teams are set to meet for the first time since 2016, when the Golden Flashes won both midweek contests.
- In the last matchup, Willie Burger had two hits, including a two-run double.

**BY THE NUMBERS**

**INSIDE THE SERIES**

	<b>Penn State</b>	<b>Kent State</b>
Batting Average	.311	.259
Slugging Percentage	.510	.490
On-Base Percentage	.409	.380
Runs Scored	265	253
Hits	337	285
Doubles	65	60
Triples	5	9
Home Runs	47	59
Stolen Bases-Attempts	35-51	53-69
ERA	6.67	6.18
Strikeouts	222	297
Opponent Batting Average	.273	.289
Fielding Percentage	.968	.969
Errors	37	36

Overall vs. Kent State:	Kent State Leads, 9-8	
Last Meeting:	L, 2-6; April 27, 2016	
Current Streak:	L, 2	
At Home:	4-4	
At Kent State:	4-3	
Neutral Site:	1-1	
Last 5 Meetings:		
4/27/16	H	L, 2-6
4/20/16	A	L, 9-10
4/21/15	A	W, 15-5
4/1/15	H	L, 7-9
4/22/14	A	L, 1-4

## STARTING LINEUPS

OPPONENT	C	1B	2B	3B	SS	LF	CF	RF	DH	SP
vs. Monmouth (2/16)	Maloney	Michaels	Hannon	Molinaro	Norris	Marsh	Kelley	Cecere	Marr	Luensmann
vs. Army (2/17)	Maloney	Michaels	Hannon	Molinaro	Norris	Marsh	Jaconski	Cecere	Marr	Sanchez
vs. Monmouth (2/17)	Marr	Michaels	Hannon	Molinaro	Norris	Jaconski	Kelley	Cecere	Marsh	Kohls
vs. Army (2/18)	Maloney	Jaconski	Hannon	Molinaro	Norris	Marsh	Kelley	Cecere	Marr	Butash
at Stanford (2/23)	Maloney	Jaconski	Hannon	Molinaro	Norris	Marsh	Kelley	Cecere	Marr	Luensmann
at Stanford (2/24)	Maloney	Michaels	Hannon	Molinaro	Norris	Jaconski	Kelley	Cecere	Marsh	Henline
at Stanford (2/25)	Maloney	Jaconski	Hannon	Molinaro	Norris	Marsh	Kelley	Cecere	Marr	Sanchez
at Davidson (3/2)	Maloney	Jaconski	Hannon	Molinaro	Norris	Marsh	Kelley	Cecere	Marr	Luensmann
at Davidson (3/3, 1)	Marr	Michaels	Hannon	Molinaro	Norris	Jaconski	Kelley	Cecere	Marsh	Henline
at Davidson (3/3, 2)	Maloney	Jaconski	Hannon	Molinaro	Norris	Marsh	Gerlott	Cecere	Marr	Horwat
at Virginia (3/5)	Maloney	Jaconski	Hannon	Molinaro	Norris	Marsh	Gerlott	Cecere	Marr	Butash
vs. Harvard (3/8, 1)	Maloney	Jaconski	Hannon	Molinaro	Norris	Marsh	Gerlott	Cecere	Marr	Luensmann
vs. Harvard (3/8, 2)	Marr	Jaconski	Hannon	Molinaro	Norris	Gerlott	Kelley	Cecere	Michaels	Butash
vs. Harvard (3/10)	Maloney	Jaconski	Hannon	Molinaro	Norris	Gerlott	Kelley	Cecere	Marsh	Henline
vs. UMass Lowell (3/14)	Maloney	Jaconski	Hannon	Molinaro	Norris	Marsh	Gerlott	Cecere	Marr	Luensmann
vs. UMass Lowell (3/15)	Marr	Jaconski	Hannon	Molinaro	Norris	Gerlott	Kelley	Cecere	Marsh	Horwat
vs. UMass Lowell (3/16)	Maloney	Jaconski	Cease	Molinaro	Norris	Marsh	Gerlott	Cecere	Marsh	Henline
vs. St. Bonaventure (3/19)	Marr	Jaconski	Hannon	Molinaro	Norris	Marsh	Kelley	Cecere	Maloney	Morash
vs. Michigan (3/22)	Maloney	Jaconski	Hannon	Molinaro	Norris	Marsh	Gerlott	Cecere	Marr	Luensmann
vs. Michigan (3/23)	Marr	Jaconski	Hannon	Molinaro	Norris	Marsh	Gerlott	Cecere	Maloney	Henline
vs. Michigan (3/24)	Maloney	Jaconski	Hannon	Molinaro	Norris	Marsh	Kelley	Cecere	Marr	Sanchez
vs. Pitt (3/26)	Marr	Hannon	Michaels	Molinaro	Norris	Kelley	Jaconski	Cecere	Marsh	Butash
at Illinois (3/29)	Maloney	Jaconski	Hannon	Molinaro	Norris	Marsh	Gerlott	Cecere	Marr	Luensmann
at Illinois (3/30, 1)	Marr	Hannon	Michaels	Molinaro	Norris	Kelley	Jaconski	Cecere	Marsh	Henline
at Illinois (3/30, 2)	Maloney	Hannon	Michaels	Molinaro	Norris	Marsh	Jaconski	Cecere	Marr	Morash
vs. Northwestern (4/5)	Maloney	Jaconski	Hannon	Molinaro	Norris	Marsh	Kelley	Cecere	Marr	Luensmann
vs. Northwestern (4/6)	Marr	Jaconski	Hannon	Molinaro	Norris	Marsh	Kelley	Cecere	Michaels	Henline
vs. Northwestern (4/7)	Maloney	Jaconski	Hannon	Molinaro	Norris	Marsh	Kelley	Cecere	Marr	Sanchez
vs. FDU (4/9)	Marr	Hannon	Michaels	Molinaro	Norris	Marsh	Jaconski	Cecere	Maloney	Butash
at Indiana (4/12)	Marr	Jaconski	Hannon	Molinaro	Norris	Marsh	Kelley	Cecere	Michaels	Luensmann
at Indiana (4/13)	Maloney	Jaconski	Hannon	Molinaro	Norris	Marsh	Kelley	Cecere	Marr	Henline
at Indiana (4/14)	Marr	Jaconski	Hannon	Molinaro	Norris	Marsh	Kelley	Cecere	Maloney	Sanchez

**BATTING ORDER**

OPPONENT	1	2	3	4	5	6	7	8	9
vs. Monmouth (2/16)	Hannon	Cecere	Molinaro	Marr	Norris	Marsh	Michaels	Maloney	Kelley
vs. Army (2/17)	Hannon	Cecere	Molinaro	Marr	Michaels	Marsh	Norris	Maloney	Kelley
vs. Monmouth (2/17)	Hannon	Cecere	Molinaro	Marr	Michaels	Marsh	Kelley	Norris	Jaconski
vs. Army (2/18)	Jaconski	Hannon	Marr	Molinaro	Cecere	Maloney	Kelley	Marsh	Norris
at Stanford (2/23)	Jaconski	Hannon	Molinaro	Marr	Cecere	Kelley	Maloney	Marsh	Norris
at Stanford (2/24)	Jaconski	Hannon	Molinaro	Marr	Cecere	Kelley	Marsh	Norris	Michaels
at Stanford (2/25)	Jaconski	Hannon	Molinaro	Marr	Cecere	Kelley	Maloney	Marsh	Norris
at Davidson (3/2)	Jaconski	Hannon	Molinaro	Marr	Cecere	Norris	Marsh	Maloney	Kelley
at Davidson (3/3, 1)	Jaconski	Hannon	Molinaro	Marr	Cecere	Norris	Marsh	Michaels	Kelley
at Davidson (3/3, 2)	Jaconski	Hannon	Molinaro	Marr	Cecere	Norris	Marsh	Maloney	Gerlott
at Virginia (3/5)	Jaconski	Hannon	Molinaro	Marr	Cecere	Norris	Marsh	Maloney	Gerlott
vs. Harvard (3/8, 1)	Jaconski	Cecere	Molinaro	Marr	Maloney	Norris	Marsh	Hannon	Gerlott
vs. Harvard (3/8, 2)	Jaconski	Cecere	Molinaro	Marr	Michaels	Norris	Hannon	Gerlott	Kelley
vs. Harvard (3/10)	Jaconski	Cecere	Molinaro	Marsh	Maloney	Norris	Hannon	Gerlott	Kelley
vs. UMass Lowell (3/14)	Jaconski	Molinaro	Marr	Cecere	Maloney	Norris	Marsh	Gerlott	Hannon
vs. UMass Lowell (3/15)	Jaconski	Molinaro	Marr	Cecere	Marsh	Norris	Kelley	Gerlott	Hannon
vs. UMass Lowell (3/16)	Jaconski	Cecere	Molinaro	Marr	Marsh	Maloney	Norris	Gerlott	Cease
vs. St. Bonaventure (3/19)	Jaconski	Cecere	Marr	Marsh	Molinaro	Norris	Maloney	Kelley	Hannon
vs. Michigan (3/22)	Jaconski	Cecere	Marr	Marsh	Maloney	Molinaro	Norris	Gerlott	Hannon
vs. Michigan (3/23)	Jaconski	Cecere	Marr	Marsh	Maloney	Molinaro	Norris	Gerlott	Hannon
vs. Michigan (3/24)	Jaconski	Cecere	Marr	Marsh	Maloney	Molinaro	Norris	Kelley	Hannon
vs. Pitt (3/26)	Jaconski	Marsh	Marr	Cecere	Molinaro	Norris	Kelley	Michaels	Hannon
at Illinois (3/29)	Jaconski	Marsh	Marr	Cecere	Maloney	Molinaro	Norris	Gerlott	Hannon
at Illinois (3/30, 1)	Jaconski	Marsh	Marr	Cecere	Norris	Molinaro	Kelley	Michaels	Hannon
at Illinois (3/30, 2)	Jaconski	Marsh	Marr	Cecere	Maloney	Molinaro	Norris	Michaels	Hannon
vs. Northwestern (4/5)	Jaconski	Marsh	Marr	Cecere	Norris	Maloney	Molinaro	Kelley	Hannon
vs. Northwestern (4/6)	Jaconski	Marsh	Marr	Cecere	Molinaro	Norris	Michaels	Kelley	Hannon
vs. Northwestern (4/7)	Jaconski	Marsh	Marr	Cecere	Norris	Maloney	Molinaro	Kelley	Hannon
vs. FDU (4/9)	Jaconski	Marsh	Marr	Cecere	Maloney	Norris	Molinaro	Michaels	Hannon
at Indiana (4/12)	Jaconski	Marsh	Marr	Cecere	Norris	Molinaro	Michaels	Kelley	Hannon
at Indiana (4/13)	Jaconski	Marsh	Marr	Cecere	Norris	Molinaro	Maloney	Kelley	Hannon
at Indiana (4/14)	Jaconski	Marsh	Marr	Cecere	Norris	Molinaro	Maloney	Kelley	Hannon

GAME RECORDS

RECORDS WATCH

AWARDS/HONORS

INDIVIDUAL HITTING

At-Bats	7	13x; last: Jay Harry vs. Michigan State (May 9, 2022)
Runs	6	Derek Bochna vs. Chicago State (Mar. 9, 1993)
Hits	6	Jay Harry vs. Michigan State (May 9, 2022)
Doubles	3	14x; last: J.T. Marr vs. FDU (April 9, 2024)
Triples	2	7x, last: Tayven Kelley vs. Delaware State (April 8, 2023)
Home Runs	3	Johnny Piacentino vs. Northwestern (March 7, 2021) Kris Kremer vs. Duke (Mar. 2, 2019) Adam Beers vs. Purdue (May 9, 1998) John Schreiner vs. Lafayette (Apr. 8, 1990)
RBI	8	Aaron Novak at Charleston Southern (Mar. 8, 2015) Ed Washell vs. Cornell (May 12, 1984) Andy Onkotz vs. Buffalo (May 3, 1978) Don Stine vs. Dickinson (Apr. 20, 1973)
Stolen Bases	4	Ray Lopez vs. Lock Haven (Apr. 4, 1991) O.J. McDuffie vs. Duquesne (Apr. 15, 1990)
Walks	5	Adam Cecere vs. Pitt (Mar. 26, 2024)

TEAM HITTING

Runs	28	vs. Chicago State (Mar. 9, 1993) at La Salle; (Mar. 22 1997)
Runs Allowed	29	vs. Ohio State (May 8, 2005)

TEAM FIELDING

Triple Plays	2	vs. Michigan State (May 6, 2014)
Last Triple Play		at Rutgers (May 7, 2023)

INDIVIDUAL PITCHING

Innings Pitched	13	Ed Kikla vs. Colgate (Apr. 20, 1960)
Strikeouts	19	Ed Drapcho vs. Pittsburgh (May 19, 1956)
Strikeouts in Relief	13	Bob Fenton vs. Bucknell (May 17, 1962)
No-Hitters	10	Bailey Dees, Tyler Shingledecker & Mason Mellott, at Navy, 2020 (1-2) Steven Hill vs. Iowa, April 21, 2012 (2-0) Nate Bump vs. Duquesne, 1995 (6-0) Dave June vs. IUP, 1977 (15-0) Mitch Lukevics vs. West Virginia, 1975 (6-0) Bill Micsky vs. Gettysburg, 1968 (4-0) Bob Fenton vs. Rider, 1963 (3-0) Bob Fenton vs. Cornell, 1963 (17-0) Ed Drapcho vs. Bucknell, 1955 (3-1) Jay Minnich vs. St. John's 1911 (4-0)

CAREER DOUBLES

1.	59	Jordan Steranka	2009-12
	59	Chris Wright	1999-02
3.	55	Joey DeBernardis	2009-12
4.	53	Michael Campo	1997-00
5.	50	Jared Sadlowski	1994-97
6.	47	Dave Hall	1990-94
	47	Lance Thompson	2003-06
8.	44	Cory Wine	2006-09
9.	39	Chris Netwall	1998-01
10.	38	Adam Beers	1995-98
--	<b>29</b>	<b>Tayven Kelley</b>	<b>2020-pres.</b>

CAREER TRIPLES

1.	15	Sean Deegan	2009-12
2.	13	Kevin Billotte	1995-98
3.	12	Michael Campo	1997-00
	12	Jordan Steranka	2009-12
	<b>12</b>	<b>Tayven Kelley</b>	<b>2020-pres.</b>
6.	11	Russ Mushinsky	1989-92
7.	10	Pat Kennedy	1953-55
	10	Mike DeRenzo	1999-03
9.	9	Cory Wine	2006-09
	9	Shawn Fagan	1997-00
	9	Mike Edwards	1984-87

CAREER STOLEN BASES

1.	62	Zack Smithlin	2000-03
2.	57	Michael Campo	1997-00
3.	50	Doug Keener	1984-87
4.	<b>44</b>	<b>Kyle Hannon</b>	<b>2021-pres.</b>
5.	41	Sean Deegan	2009-12
6.	39	Kevin Billotte	1995-98
7.	37	Dave Hall	1990-94
8.	36	Greg Vogel	1973-76
9.	35	Derek Bochna	1992-95
	35	Blake Lynd	2009-11
	35	Steve Snyder	2010-14
	35	Greg Guers	2013-16

CAREER SLUGGING PERCENTAGE

1.	.756	Dave Simononis	1978-80
2.	.625	Shawn Fagan	1997-00
3.	.615	Mike Karstetter	1985-86
4.	.612	C.J. Sichler	1985-86
5.	.552	Matt Wood	2020-22
6.	<b>.545</b>	<b>Grant Norris</b>	<b>2023-pres.</b>
7.	<b>.543</b>	<b>Bobby Marsh</b>	<b>2023-pres.</b>
8.	.541	Jordan Steranka	2009-12
9.	.489	Sean Deegan	2009-12
10.	.484	Joey DeBernardis	2009-12

**Adam Cecere**

Big Ten Player To Watch

**J.T. Marr**

Big Ten Player To Watch

**Matt Maloney**

Big Ten Player of the Week (2/19)

**Bryce Molinaro**

Big Ten Player To Watch

**Graduates (Degree)**

**Adam Cecere**

(Communication, Wake Forest)

**Chic DeGaetano**

(Communication, Villanova)

**David Lee**

(Health Science, California (Pa.))

**J.T. Marr**

(Business Administration, College of Charleston)

**Kevin Michaels**

(Business, St. John's)

**Grant Norris**

(Sociology, Duke)

**Frankie Sanchez**

(Associates Degree, Southern New Hampshire)



**MULTI-HIT/RBI GAMES/STREAKS**

Multi-Hit Games	2024	Career	Multi-RBI Games	2024	Career
Marr, JT	18	51	Cecere, Adam	9	44
Cecere, Adam	12	51	Marr, JT	11	27
Michaels, Kevin	1	27	Norris, Grant	9	22
Kelley, Tavven	3	26	Kelley, Tayven	3	19
Marsh, Bobby	12	24	Marsh, Bobby	10	18
Maloney, Matt	6	24	Hannon, Kyle	4	15
Gerlott, Billy	3	22	Michaels, Kevin	-	15
Hannon, Kyle	3	22	Maloney, Matt	8	13
Norris, Grant	9	21	Gerlott, Billy	1	12
Jacowski, Joe	11	12	Molinaro, Bryce	8	9
Molinaro, Bryce	11	11	Jacowski, Joe	4	5
Pittaro, C.J.	-	7	Pittaro, C.J.	-	5
Cease, Derek	-	5	Cease, Derek	-	2

Active Hit Streaks	Games	Active Reached Base Streaks	Games
Cecere, Adam	10	Cecere, Adam	17
Norris, Grant	7	Marsh, Bobby	14
Jacowski, Joe	6	Maloney, Matt	12
Marr, J.T.	4	Norris, Grant	7
Kelley, Tavven	3	Jacowski, Joe	6
		Marr, J.T.	4
		Kelley, Tavven	3
		Gerlott, Billy	2

**BIG TEN STANDINGS  
(Through 4/14)**

	Big Ten		Overall	
	W-L	Pct.	W-L	Pct.
Illinois	7-2	.778	20-13	.606
Michigan	9-3	.750	18-19	.486
Nebraska	6-3	.667	23-10	.697
Purdue	8-4	.667	23-13	.676
Indiana	5-4	.556	20-16	.556
Ohio State	5-4	.556	16-15	.516
Iowa	6-6	.500	18-15	.545
Maryland	5-7	.417	23-14	.622
<b>Penn State</b>	<b>5-7</b>	<b>.417</b>	<b>18-14</b>	<b>.563</b>
Minnesota	3-6	.333	14-16	.467
Michigan State	3-6	.333	14-19	.424
Rutgers	3-6	.333	22-13	.629
Northwestern	2-7	.222	12-20	.375



**This Week Around the BIG**

**April 15-18**

**Illinois:**  
host SIU Edwardsville

**Indiana:**  
host Evansville

**Iowa:**  
host Bradley

**Maryland:**  
at Delaware

**Michigan:**  
at Toledo

**Michigan State:**  
vs. Western Michigan

**Minnesota:**  
host North Dakota State, host South Dakota State

**Nebraska:**  
host Creighton

**Northwestern:**  
Idle

**Ohio State:**  
host Wright State, at Kent State

**Penn State:**  
host Kent State

**Purdue:**  
host Ball State

**Rutgers:**  
host Monmouth

\*Big Ten Conference Series

**NITTANY LIONS IN PROS**

Level	Years at PSU	Team	Organization
<b>TRIPLE-A</b>			
Justin Hagenman, P	2016-18	Worcester	Boston Red Sox
Taylor Lehman, P	2015-18	Lehigh Valley	Philadelphia Phillies
<b>DOUBLE-A</b>			
Bailey Dees, P	2018-21	Somerset	New York Yankees
Jim Haley, 3B	2014-16	Lehigh Valley	Philadelphia Phillies
Kyle Virbitsky, P	2018-21	Bowie	Baltimore Orioles
<b>HIGH-A</b>			
Jay Harry, SS	2021-23	Cedar Rapids	Minnesota Twins
Conor Larkin, P	2018-21	Vancouver	Toronto Blue Jays
Matt Wood, C	2020-22	Wisconsin	Milwaukee Brewers
<b>ROOKIE</b>			
Daniel Ouderkirk, P	2023	ACL Mariners	Seattle Mariners

\*As of 4/15/24

**PAGE 10 | PENN STATE VS. KENT STATE**  
**THE LAST TIME...**

**A Penn State Team**

Won 10 or more consecutive games.....April 14-30, 2000  
 Scored 10 or more runs in a game.....15, at Indiana; April 12, 2024  
 Scored 20 or more runs in a game.....21, UMass Lowell; March 16, 2024  
 Had a 10+ run inning.....10 (4th), vs. Ohio State; April 23, 2023  
 Had 20+ hits.....20, UMass Lowell; March 16, 2024  
 Did not strikeout.....vs. Niagara; March 18, 2016  
 Did not record a hit.....vs. Duke; March 1, 2019  
 Turned a triple play.....1st inning, at Rutgers; May 7, 2023  
 Shut out an opponent.....vs. UMass (1-0); March 13, 2022  
 Shut out consecutive opponents.....vs. Monmouth (1-0); February 15, 2019/vs. Monmouth (7-0), February 16, 2019  
 Was shut out at home.....Milwaukee (12-0); March 20, 2022  
 Was shut out on the road.....at Rutgers (10-0); May 6, 2023  
 Was shut out in consecutive games..... at Delaware (5-0); March 18, 2017/Delaware (8-0); March 19, 2017  
 Swept a three-game series at home .....Northwestern; April 5-7, 2024  
 Swept a three-game series on the road.....at Northwestern; April 15-17, 2016  
 Swept a three-game series at a neutral site.....vs. Princeton; February 28-29, 2020  
 Swept a three-game conference series at home.....Northwestern; April 5-7, 2024  
 Swept a three-game conference series on the road.....at Northwestern; April 15-17, 2016  
 Beat a ranked opponent.....vs. No. 20 Maryland (5-3); May 19, 2023  
 Beat a ranked opponent on the road.....at #22 Miami (9-5); February 17, 2023  
 Beat a Top-5 ranked opponent.....at #1 North Carolina (3-2); March 3, 2007  
 Won a series against a ranked opponent.....at #16 Michigan (four games); April 12-13, 2007  
 Won a series against a ranked opponent on the road.....at #16 Michigan (four games); April 12-13, 2007  
 Played an extra-inning game.....vs. Harvard (W, 8-7, 10); March 8, 2024  
 Played a 12+ inning game.....vs. Brown (W, 6-4, 12); March 11, 2023  
 Played a 15+ inning game ..... Illinois (L, 4-2, 15); April 25, 2015

**A Penn State Player**

Hit two home runs in a game.....Grant Norris (2), vs. Northwestern; April 6, 2024  
 Multiple players with two home runs in a game.....Billy Gerlott/Kyle Hannon/Matt Wood (2), at Ohio State; May 13, 2022  
 Hit three home runs in a game.....Johnny Piacentino (3), vs. Northwestern; March 7, 2021  
 Led off game with a home run.....Joe Jaconski, at Indiana; April 14, 2024  
 Hit a grand slam.....Joe Jaconski (6th), vs. Northwestern; April 7, 2024  
 Hit back-to-back homers.....J.T. Marr/Adam Cecere (2nd), at Indiana; April 13, 2024  
 Hit a walk-off home run.....Jay Harry, vs. Brown; March 11, 2023  
 Hit a pinch-hit home run.....Billy Gerlott, at Minnesota; April 24, 2022  
 Hit an inside-the-park home run.....Kris Kremer, Pittsburgh; April 10, 2019  
 Had five or more RBI in a game.....Joe Jaconski (6), vs. Northwestern; April 7, 2024  
 Had seven or more RBI in a game.....Aaron Novak (8), at Charleston Southern; March 8, 2015  
 Had four hits in a game.....Bobby Marsh (4), at Indiana; April 12, 2024  
 Had five hits in a game.....Jay Harry (6), Michigan State; May 9, 2022  
 Had six hits in a game.....Jay Harry (6), Michigan State; May 9, 2022  
 Had two hits in an inning.....J.T. Marr, Pitt (6th); March 26, 2024  
 Stole three or more bases.....Kyle Hannon (3), vs. Harvard; March 8, 2024  
 Had a 10-game hit streak.....Adam Cecere (10); March 29-April 14, 2024\*  
 Had a 20-game hit streak.....Matt Wood (26); March 25-May 9, 2022

Had 10 or more strikeouts.....Travis Luensmann (10), vs. Indiana; April 1, 2023  
 Had 10 or more strikeouts in back-to-back starts.....Daniel Ouderkirk (11 vs. Dartmouth, 3/4/23; 10 vs. Brown, 3/10/23)  
 Pitched a complete game.....Jaden Henline, Michigan State; May 8, 2022  
 Pitched a nine-inning complete game.....Jaden Henline, Michigan State; May 8, 2022  
 Pitched a combined nine-inning shutout.....Mason Mellott/Tyler Shingledecker/Jaden Henline, vs. UMass; March 13, 2022  
 Pitched an individual nine-inning shutout.....Greg Welsh, Michigan State; May 17, 2013  
 Pitched an individual no-hitter.....Steven Hill, at Iowa; April 21, 2012

\*Active Streak

HITTING/PITCHING CAREER BESTS



#11 MASON BUTASH, P

Career Bests

IP	4.0	vs. Pitt	3/26/24
Longest Start	4.0	vs. Pitt	3/26/24
Longest Relief	2.2	vs. Michigan	3/23/24
Hits	0	2x, last vs. Pitt	3/26/24
Runs	0	4x, last vs. Northwestern	4/7/24
Earned Runs	0	5x, last vs. Northwestern	4/7/24
Walks	0	4x, last vs. Northwestern	4/7/24
Strikeouts	5	2x, last vs. FDU	4/9/24



#34 CJ CARMICHAEL, IF

Career Bests

Hits	n/a
Runs	n/a
Doubles	n/a
Triples	n/a
Home Runs	n/a
RBI	n/a
Walks	n/a
Stolen Bases	n/a



#19 DEREK CEASE, IF

Career Bests

Hits	3	at Pitt	5/17/22
Runs	2	3x, last vs. Omaha	4/30/22
Doubles	1	5x, last at Omaha	5/10/23
Triples	n/a		
Home Runs	n/a		
RBI	2	2x, last vs. Delaware State	4/8/23
Walks	2	3x, last vs. Iowa	5/28/22
Stolen Bases	1	4x, last vs. FDU	4/9/24




#12 ADAM CECERE, OF

Career Bests

Hits	4*	vs. Miami	5/27/22
Runs	4*	vs. Towson	2/25/23
Doubles	2	2x, last vs. Harvard	3/8/24
Triples	1*	2x, last at Boston College	4/3/22
Home Runs	2	6x, last vs. UMass Lowell	3/15/24
RBI	4	5x, last at Indiana	4/12/24
Walks	5	vs. Pitt	3/26/24
Stolen Bases	2	vs. Northwestern	4/7/24

\*At Wake Forest (2020-23)



#43 JACOB COFFIN, P

Career Bests

IP	4.0	vs. Holy Cross	3/5/23
Longest Start	n/a		
Longest Relief	4.0	vs. Holy Cross	3/5/23
Hits	0	at Miami	2/18/23
Runs	0	2x, last vs. Holy Cross	3/5/23
Earned Runs	0	3x, last at Michigan	3/25/23
Walks	0	2x, last vs. Brown	3/11/23
Strikeouts	4	vs. Holy Cross	3/5/23




#36 AIDEN COLEMAN, P

Career Bests

IP	n/a
Longest Start	n/a
Longest Relief	n/a
Hits	n/a
Runs	n/a
Earned Runs	n/a
Walks	n/a
Strikeouts	n/a

**PAGE 12 | PENN STATE VS. KENT STATE  
HITTING/PITCHING CAREER BESTS**



**#31 CHIC DEGAETANO, P**

**Career Bests**

IP	7.0*	vs. Lafayette	4/5/22
Longest Start	7.0*	vs. Lafayette	4/5/22
Longest Relief	6.0*	vs. Xavier	4/21/23
Hits	0	10x, last vs. Michigan	3/22/24
Runs	0	22x, last at Illinois	3/29/24
Earned Runs	0	23x, last at Illinois	3/29/24
Walks	0	16x, last at Illinois	3/30/24
Strikeouts	10*	vs. Lafayette	4/5/22

\* At Villanova (2020-23)



**#10 BEN DEMELL, P**

**Career Bests**

IP	4.1	vs. Brown	3/11/23
Longest Start	3.2	vs. Binghamton	3/21/23
Longest Relief	4.1	vs. Brown	3/11/23
Hits	0	6x, last vs. FDU	4/9/24
Runs	0	11x, last vs. FDU	4/9/24
Earned Runs	0	11x, last vs. FDU	4/9/24
Walks	0	10x, last at Illinois	3/30/24
Strikeouts	6	vs. Wagner	3/4/23



**#14 MICHAEL DIMARTINI, IF**

**Career Bests**

Hits	n/a		
Runs	1	vs. UMass Lowell	3/16/24
Doubles	n/a		
Triples	n/a		
Home Runs	n/a		
RBI	n/a		
Walks	1	vs. UMass Lowell	3/16/24
Stolen Bases	n/a		



**#3 BILLY GERLOTT, OF**

**Career Bests**

Hits	4	at Ohio State	5/13/22
Runs	3	at Ohio State	5/13/22
Doubles	2	2x, last vs. Northern Illinois	2/24/23
Triples	1	3x, last at Michigan	3/25/23
Home Runs	2	at Ohio State	5/13/22
RBI	5	at Ohio State	5/13/22
Walks	3	vs. Ohio State	4/21/23
Stolen Bases	1	6x, last vs. Delaware State	4/8/23



**#2 KYLE HANNON, IF**

**Career Bests**

Hits	3	3x, last vs. Brown	3/11/23
Runs	3	4x, last vs. Northwestern	4/7/24
Doubles	1	18x, last at Indiana	4/13/24
Triples	1	5x, last vs. Northwestern	4/7/24
Home Runs	2	at Ohio State	5/13/22
RBI	3	3x, last vs. UMass Lowell	3/15/24
Walks	4	at Davidson	3/3/24
Stolen Bases	3	3x, last vs. Harvard	3/8/24



**#24 JADEN HENLINE, P**

**Career Bests**

IP	9.0	vs. Michigan State	5/8/22
Longest Start	9.0	vs. Michigan State	5/8/22
Longest Relief	6.0	2x, last vs. Brown	3/11/23
Hits	0	5x, last at Miami	2/17/23
Runs	0	11x, last vs. Brown	3/11/23
Earned Runs	0	12x, last vs. Brown	3/11/23
Walks	0	22x, last at Illinois	3/30/24
Strikeouts	6	3x, last vs. Michigan State	5/8/22

HITTING/PITCHING CAREER BESTS



#27 MASON HORWAT, P

Career Bests

IP	5.0	at Davidson	3/3/24
Longest Start	5.0	at Davidson	3/3/24
Longest Relief	4.0	at Indiana	4/13/24
Hits	0	vs. Michigan	3/22/24
Runs	0	2x, last vs. Michigan	3/24/24
Earned Runs	0	4x, last vs. Michigan	3/24/24
Walks	0	2x, last vs. Michigan	3/24/24
Strikeouts	3	3x, last vs. Harvard	3/8/24



#4 MASON HOWELL, C

Career Bests

Hits	n/a
Runs	n/a
Doubles	n/a
Triples	n/a
Home Runs	n/a
RBI	n/a
Walks	n/a
Stolen Bases	n/a



#1 JOE JACONSKI, IF/OF

Career Bests

Hits	4	vs. FDU	4/9/24
Runs	4	at Indiana	4/12/24
Doubles	1	6x, last vs. FDU	4/9/24
Triples	n/a		
Home Runs	1	5x, last at Indiana	4/14/24
RBI	6	vs. Northwestern	4/7/24
Walks	4	at Stanford	2/23/24
Stolen Bases	1	3x, last vs. Pitt	3/26/24

\* At North Carolina (2022-23)



#13 TAYVEN KELLEY, OF

Career Bests

Hits	3	6x, last vs. Harvard	3/8/24
Runs	3	4x, last vs. Northwestern	4/7/24
Doubles	2	vs. Wagner	3/4/23
Triples	2	vs. Delaware State	4/8/23
Home Runs	1	7x, last vs. Army	2/18/24
RBI	4	2x, last vs. Army	2/18/24
Walks	3	vs. Iowa	4/29/23
Stolen Bases	2	vs. Holy Cross	3/5/23



#29 CARSON KOHLS, P

Career Bests

IP	3.2	vs. West Virginia	4/12/22
Longest Start	2.2	2x, last vs. Army	2/17/24
Longest Relief	3.2	vs. West Virginia	4/12/22
Hits	0	8x, last at Nebraska	5/12/23
Runs	0	13x, last at Nebraska	5/12/23
Earned Runs	0	18x, last at Nebraska	5/12/23
Walks	0	13x, last at Nebraska	5/12/23
Strikeouts	5	vs. Bucknell	4/6/22



#15 DAVID LEE, P

Career Bests

IP	2.2	at Indiana	4/12/24
Longest Start	n/a		
Longest Relief	2.2	at Indiana	4/12/24
Hits	0	11x, last vs. FDU	4/9/24
Runs	0	14x, last at Indiana	4/12/24
Earned Runs	0	17x, last at Indiana	4/12/24
Walks	0	13x, last vs. FDU	4/9/24
Strikeouts	3	3x, last at Indiana	4/12/24

\* At California (Pa.) (2020-23)


**PAGE 14 | PENN STATE VS. KENT STATE  
HITTING/PITCHING CAREER BESTS**



**#16 JAMES LORDI, P**

**Career Bests**

IP	2.2	vs. Army	2/17/24
Longest Start	n/a		
Longest Relief	2.2	vs. Army	2/17/24
Hits	0	2x, last vs. Michigan	3/24/24
Runs	0	3x, last vs. FDU	4/9/24
Earned Runs	0	3x, last vs. FDU	4/9/24
Walks	0	5x, last at Indiana	4/14/24
Strikeouts	2	2x, last vs. FDU	4/9/24



**#33 TRAVIS LUENSMANN, P**

**Career Bests**

IP	7.0	at Rutgers	5/7/23
Longest Start	6.1	at Indiana	4/12/24
Longest Relief	7.0	at Rutgers	5/7/23
Hits	0	3x, last vs. Michigan	3/22/24
Runs	0	9x, last vs. Michigan	3/22/24
Earned Runs	0	11x, last vs. Michigan	3/22/24
Walks	0	5x, last at Northwestern	4/9/22
Strikeouts	10	vs. Indiana	4/1/23



**#18 MATT MALONEY, C**

**Career Bests**

Hits	3	5x, last at Illinois	3/30/24
Runs	4*	vs. UMass	5/18/23
Doubles	2*	at St. Bonaventure	5/7/22
Triples	1*	vs. St. Bonaventure	5/12/23
Home Runs	1	4x, last vs. Army	2/18/24
RBI	4	2x, last vs. Army	2/18/24
Walks	2*	3x, last vs. UMass	5/18/23
Stolen Bases	1	10x, last vs. Northwestern	4/5/24

\*At Dayton (2022-23)



**#40 J.T. MARR, C**

**Career Bests**

Hits	5*	at Monmouth	4/14/23
Runs	4	2x, last vs. UMass Lowell	3/16/24
Doubles	3	vs. FDU	4/9/24
Triples	1*	4x, last vs. The Citadel	5/17/22
Home Runs	2*	vs. William & Mary	4/16/22
RBI	4	3x, last at Davidson	3/3/24
Walks	3*	vs. Charleston Southern	4/11/23
Stolen Bases	1*	19x, last at Georgia Southern	4/26/23

\* At College of Charleston (2022-23)



**#28 BOBBY MARSH, 1B/OF**

**Career Bests**

Hits	4	2x, last at Indiana	4/12/24
Runs	3	2x, last at Indiana	4/12/24
Doubles	2	2x, last vs. Maryland	5/18/23
Triples	1	vs. Northwestern	4/6/24
Home Runs	1	9x, last at Indiana	4/12/24
RBI	4	vs. Maryland	5/18/23
Walks	3	at Stanford	2/23/24
Stolen Bases	1	3x, last vs. Pitt	3/26/24



**#46 JACK MESSINA, P**

**Career Bests**

IP	n/a		
Longest Start	n/a		
Longest Relief	n/a		
Hits	n/a		
Runs	n/a		
Earned Runs	n/a		
Walks	n/a		
Strikeouts	n/a		

HITTING/PITCHING CAREER BESTS



#32 KEVIN MICHAELS, IF

Career Bests

Hits	5*	3x, last vs. Georgetown	5/15/22
Runs	3*	4x, last at LIU	3/15/23
Doubles	2*	vs. Creighton	4/16/22
Triples	1*	2x, last vs. Butler	4/22/22
Home Runs	2*	vs. Sacred Heart	3/18/22
RBI	6*	vs. Sacred Heart	3/18/22
Walks	3*	at Marshall	3/4/23
Stolen Bases	1	2x, last at Illinois	3/30/24

\* At St. John's (2022-23)



#41 ZACH MIZRAHI, P

Career Bests

IP	n/a
Longest Start	n/a
Longest Relief	n/a
Hits	n/a
Runs	n/a
Earned Runs	n/a
Walks	n/a
Strikeouts	n/a



#23 BRYCE MOLINARO, IF

Career Bests

Hits	3	4x, last vs. Northwestern	4/6/24
Runs	4	2x, last vs. Northwestern	4/7/24
Doubles	2	vs. UMass Lowell	3/16/24
Triples	1	vs. Northwestern	4/5/24
Home Runs	2	at Indiana	4/12/24
RBI	3	2x, last at Indiana	4/12/24
Walks	2	3x, last at Indiana	4/13/24
Stolen Bases	1	2x, last vs. FDU	4/9/24



#26 MATT MORASH, P

Career Bests

IP	3.1	at Illinois	3/30/24
Longest Start	3.1	at Illinois	3/30/24
Longest Relief	2.2	2x, last at Stanford	2/25/24
Hits	0	vs. Pitt	3/26/24
Runs	0	3x, last vs. Michigan	3/23/24
Earned Runs	0	4x, last vs. Pitt	3/26/24
Walks	0	6x, last at Indiana	4/14/24
Strikeouts	4	at Illinois	3/30/24



#0 GRANT NORRIS, IF

Career Bests

Hits	3	4x, last vs. Northwestern	4/6/24
Runs	3	2x, last at Stanford	2/24/24
Doubles	1	13x, last vs. Northwestern	4/5/24
Triples	1	3x, last vs. Maryland	5/18/23
Home Runs	2	vs. Northwestern	4/6/24
RBI	4	3x, last vs. Northwestern	4/6/24
Walks	3	at Stanford	2/25/24
Stolen Bases	2	2x, last vs. Pitt	3/26/24



#38 ALEX PAK, P

Career Bests

IP	n/a
Longest Start	n/a
Longest Relief	n/a
Hits	n/a
Runs	n/a
Earned Runs	n/a
Walks	n/a
Strikeouts	n/a

**PAGE 16 | PENN STATE VS. KENT STATE  
HITTING/PITCHING CAREER BESTS**



**#21 WILL PERKOWSKI, 1B/P**

**Career Bests**


IP	2.2	vs. Michigan	3/22/24
Longest Start	n/a		
Longest Relief	2.2	vs. Michigan	3/22/24
Hits	0	3x, last vs. Harvard	3/10/24
Runs	0	6x, last vs. Northwestern	4/5/24
Earned Runs	0	6x, last vs. Northwestern	4/5/24
Walks	0	3x, last vs. Harvard	3/8/24
Strikeouts	5	vs. Michigan	3/22/24



**#7 CJ PITTARO, IF**

**Career Bests**

Hits	2	7x, last vs. Maryland	5/20/23
Runs	2	3x, last vs. Pitt	3/28/23
Doubles	1	4x, last at Omaha	5/10/23
Triples	1	vs. Maryland	5/20/23
Home Runs	n/a		
RBI	3	2x, last vs. Rutgers	3/26/22
Walks	2	2x, last vs. Purdue	4/14/22
Stolen Bases	1	vs. Bucknell	4/6/22



**#25 CHASE RENNER, P**

**Career Bests**

IP	2.2	at Miami	2/18/23
Longest Start	1.0	vs. Rutgers	3/25/22
Longest Relief	2.2	at Miami	2/18/23
Hits	0	4x, last vs. West Virginia	4/10/22
Runs	0	7x, last vs. Iowa	5/28/22
Earned Runs	0	7x, last vs. Iowa	5/28/22
Walks	0	4x, last at Minnesota	4/22/22
Strikeouts	4	vs. Bucknell	4/6/22



**#20 FRANKIE SANCHEZ, P**

**Career Bests**

IP	7.0*	3x, last vs. Pace	5/19/23
Longest Start	7.0*	3x, last vs. Pace	5/19/23
Longest Relief	5.2*	vs. North Greenville	6/7/23
Hits	0*	7x, last vs. North Greenville	6/7/23
Runs	0	15x, last vs. Michigan	3/24/24
Earned Runs	0	16x, last vs. Michigan	3/24/24
Walks	0	12x, last vs. Northwestern	4/7/24
Strikeouts	9	2x, last vs. Army	2/17/24


\* At Southern New Hampshire (2022-23)



**#30 ANTHONY STEELE, P**

**Career Bests**

IP	2.2	2x, last at Indiana	4/13/24
Longest Start	0.2	vs. Bucknell	4/6/22
Longest Relief	2.2	2x, last at Indiana	4/13/24
Hits	0	8x, last vs. Northwestern	4/6/24
Runs	0	17x, last vs. Northwestern	4/6/24
Earned Runs	0	18x, last vs. Northwestern	4/6/24
Walks	0	8x, last vs. UMass Lowell	3/14/24
Strikeouts	5	vs. Army	2/18/24



**#9 CONNOR THRONEBERRY, P**

**Career Bests**

IP	3.0	vs. UMass Lowell	3/16/24
Longest Start	n/a		
Longest Relief	3.0	vs. UMass Lowell	3/16/24
Hits	0	7x, last vs. FDU	4/9/24
Runs	0	10x, last vs. FDU	4/9/24
Earned Runs	0	12x, last vs. FDU	4/9/24
Walks	0	9x, last at Virginia	3/5/24
Strikeouts	3	2x, last vs. UMass Lowell	3/16/24



HITTING/PITCHING CAREER BESTS



#6 TY TORTI, IF

Career Bests

Hits	1	vs. Binghamton	3/21/23
Runs	1	2x, last vs. Binghamton	3/21/23
Doubles	n/a		
Triples	n/a		
Home Runs	n/a		
RBI	n/a		
Walks	2	vs. Wagner	3/4/23
Stolen Bases	n/a		



#22 BRANDON WINGENROTH, P

Career Bests

IP	1.0	vs. Michigan	3/24/24
Longest Start	n/a		
Longest Relief	1.0	vs. Michigan	3/24/24
Hits	2	vs. Michigan	3/24/24
Runs	1	vs. Michigan	3/24/24
Earned Runs	1	vs. Michigan	3/24/24
Walks	0	at Illinois	3/30/24
Strikeouts	1	at Illinois	3/30/24



#35 ADIN ZORN, OF

Career Bests

Hits	n/a		
Runs	1	2x, last vs. Northwestern	4/6/24
Doubles	n/a		
Triples	n/a		
Home Runs	n/a		
RBI	n/a		
Walks	n/a		
Stolen Bases	n/a		

CAREER STATS

**#11 MASON BUTASH P R/R FR. 6-2/195 CHANTILLY, VA.**

Year	ERA	W-L	APP	GS	CG	SHO	SV	IP	H	R	ER	BB	SO	2B	3B	HR	BF	BAA	WP	HBP	BK	SFA	SHA
2024	5.92	1-2	13	5	0	0/0	1	24.1	24	18	16	17	23	4	0	2	108	.276	0	3	0	1	0
<b>TOTAL</b>	<b>5.92</b>	<b>1-2</b>	<b>13</b>	<b>5</b>	<b>0</b>	<b>0/0</b>	<b>1</b>	<b>24.1</b>	<b>24</b>	<b>18</b>	<b>16</b>	<b>17</b>	<b>23</b>	<b>4</b>	<b>0</b>	<b>2</b>	<b>108</b>	<b>.276</b>	<b>0</b>	<b>3</b>	<b>0</b>	<b>1</b>	<b>0</b>

**#34 CJ CARMICHAEL IF R/R R-FR. 6-1/170 LANCASTER, OHIO**

Year	Avg	GP-GS	AB	R	H	2B	3B	HR	RBI	TB	SLG%	BB	HBP	SO	GDP	OB%	SF	SH	SB-ATT	PO	A	E	FLD%
2023	-	-	-	-	-	-	-	-	-	-	-	-	-	-	-	-	-	-	-	-	-	-	-
2024	-	-	-	-	-	-	-	-	-	-	-	-	-	-	-	-	-	-	-	-	-	-	-
<b>TOTAL</b>	<b>-</b>	<b>-</b>	<b>-</b>	<b>-</b>	<b>-</b>	<b>-</b>	<b>-</b>	<b>-</b>	<b>-</b>	<b>-</b>	<b>-</b>	<b>-</b>	<b>-</b>	<b>-</b>	<b>-</b>	<b>-</b>	<b>-</b>	<b>-</b>	<b>-</b>	<b>-</b>	<b>-</b>	<b>-</b>	<b>-</b>

**#19 DEREK CEASE IF R/R JR. 5-8/150 PLYMOUTH, PA.**

Year	Avg	GP-GS	AB	R	H	2B	3B	HR	RBI	TB	SLG%	BB	HBP	SO	GDP	OB%	SF	SH	SB-ATT	PO	A	E	FLD%
2022	.226	43-28	93	17	21	2	0	0	7	23	.247	19	2	20	1	.368	0	0	3-3	38	76	8	.934
2023	.267	17-2	15	5	4	3	0	0	3	7	.467	0	0	3	0	.267	0	0	0-0	1	1	0	1.000
2024	.400	13-1	5	3	2	0	0	0	1	2	.400	0	0	2	0	.400	0	0	1-2	6	4	1	.909
<b>TOTAL</b>	<b>.239</b>	<b>73-31</b>	<b>113</b>	<b>25</b>	<b>27</b>	<b>5</b>	<b>0</b>	<b>0</b>	<b>11</b>	<b>32</b>	<b>.283</b>	<b>19</b>	<b>2</b>	<b>25</b>	<b>1</b>	<b>.358</b>	<b>0</b>	<b>0</b>	<b>4-5</b>	<b>45</b>	<b>81</b>	<b>9</b>	<b>.933</b>

**#12 ADAM CECERE OF L/R GR. 6-4/230 ADAMS TOWNSHIP, PA.**

Year	Avg	GP-GS	AB	R	H	2B	3B	HR	RBI	TB	SLG%	BB	HBP	SO	GDP	OB%	SF	SH	SB-ATT	PO	A	E	FLD%
2020*	.241	10-8	29	9	7	1	0	4	12	20	.690	3	1	10	0	.333	0	0	0-0	5	0	0	1.000
2021*	.192	33-22	78	15	15	5	1	4	15	34	.436	17	1	41	0	.340	1	0	0-0	24	0	0	1.000
2022*	.318	58-58	223	50	71	8	1	14	52	123	.552	29	9	66	4	.411	4	1	2-4	85	0	2	.977
2023*	.284	42-42	141	40	40	11	0	10	37	81	.574	31	6	54	2	.430	1	0	1-1	27	2	0	1.000
2024	.355	32-32	110	35	39	8	0	12	35	83	.755	28	8	31	2	.500	4	0	7-8	80	3	4	.954
<b>TOTAL</b>	<b>.296</b>	<b>175-162</b>	<b>581</b>	<b>149</b>	<b>172</b>	<b>33</b>	<b>2</b>	<b>44</b>	<b>151</b>	<b>341</b>	<b>.587</b>	<b>108</b>	<b>25</b>	<b>202</b>	<b>8</b>	<b>.421</b>	<b>10</b>	<b>1</b>	<b>10-13</b>	<b>221</b>	<b>5</b>	<b>6</b>	<b>.974</b>

\* At Wake Forest

**#43 JACOB COFFIN P S/L SO. 6-0/161 APEX, N.C.**

Year	ERA	W-L	APP	GS	CG	SHO	SV	IP	H	R	ER	BB	SO	2B	3B	HR	BF	BAA	WP	HBP	BK	SFA	SHA
2023	5.00	0-0	5	0	0	0/0	0	9.0	8	6	5	6	7	1	0	2	42	.235	2	2	0	0	0
2024	-	-	-	-	-	-	-	-	-	-	-	-	-	-	-	-	-	-	-	-	-	-	-
<b>TOTAL</b>	<b>5.00</b>	<b>0-0</b>	<b>5</b>	<b>0</b>	<b>0</b>	<b>0/0</b>	<b>0</b>	<b>9.0</b>	<b>8</b>	<b>6</b>	<b>5</b>	<b>6</b>	<b>7</b>	<b>1</b>	<b>0</b>	<b>2</b>	<b>42</b>	<b>.235</b>	<b>2</b>	<b>2</b>	<b>0</b>	<b>0</b>	<b>0</b>

**#36 AIDEN COLEMAN P R/R FR. 5-10/163 TYRONE, PA.**

Year	ERA	W-L	APP	GS	CG	SHO	SV	IP	H	R	ER	BB	SO	2B	3B	HR	BF	BAA	WP	HBP	BK	SFA	SHA
2023	-	-	-	-	-	-	-	-	-	-	-	-	-	-	-	-	-	-	-	-	-	-	-
2024	-	-	-	-	-	-	-	-	-	-	-	-	-	-	-	-	-	-	-	-	-	-	-
<b>TOTAL</b>	<b>-</b>	<b>-</b>	<b>-</b>	<b>-</b>	<b>-</b>	<b>-</b>	<b>-</b>	<b>-</b>	<b>-</b>	<b>-</b>	<b>-</b>	<b>-</b>	<b>-</b>	<b>-</b>	<b>-</b>	<b>-</b>	<b>-</b>	<b>-</b>	<b>-</b>	<b>-</b>	<b>-</b>	<b>-</b>	<b>-</b>

**#31 CHIC DEGAETANO P R/R GR. 6-2/214 SUGARLOAF, PA.**

Year	ERA	W-L	APP	GS	CG	SHO	SV	IP	H	R	ER	BB	SO	2B	3B	HR	BF	BAA	WP	HBP	BK	SFA	SHA
2020*	0.00	0-0	2	0	0	0/0	0	1.2	1	0	0	2	1	0	0	0	8	.167	0	0	0	0	0
2021*	18.00	0-0	2	0	0	0/0	0	2.0	4	4	4	1	3	0	1	2	11	.400	0	0	0	0	0
2022*	5.79	4-0	17	9	0	0/0	0	51.1	45	36	33	25	47	10	1	4	226	.234	6	6	0	3	0
2023*	7.21	2-4	20	6	0	0/0	0	48.2	56	43	39	27	48	6	1	8	229	.299	3	9	0	5	1
2024	8.49	1-3	13	0	0	0/0	0	11.2	15	13	11	8	11	3	0	2	61	.313	1	4	0	0	1
<b>TOTAL</b>	<b>6.79</b>	<b>3-7</b>	<b>54</b>	<b>15</b>	<b>0</b>	<b>0/0</b>	<b>0</b>	<b>115.1</b>	<b>121</b>	<b>96</b>	<b>87</b>	<b>63</b>	<b>110</b>	<b>19</b>	<b>3</b>	<b>16</b>	<b>535</b>	<b>.273</b>	<b>10</b>	<b>19</b>	<b>0</b>	<b>8</b>	<b>2</b>

\* At Villanova

**#10 BEN DEMELL P L/R R-SO. 6-5/205 CONCORD, OHIO**

Year	ERA	W-L	APP	GS	CG	SHO	SV	IP	H	R	ER	BB	SO	2B	3B	HR	BF	BAA	WP	HBP	BK	SFA	SHA
2022	0.00	0-0	1	0	0	0/0	0	1.2	1	0	0	3	2	0	0	0	10	.167	0	1	0	0	0
2023	10.13	0-0	11	4	0	0/0	1	24.0	45	33	27	13	21	8	1	2	136	.395	1	6	0	3	0
2024	7.31	0-0	14	0	0	0/0	2	16.0	20	14	13	12	10	3	0	3	86	.282	5	2	0	0	1
<b>TOTAL</b>	<b>8.64</b>	<b>0-0</b>	<b>26</b>	<b>4</b>	<b>0</b>	<b>0/0</b>	<b>3</b>	<b>41.2</b>	<b>66</b>	<b>47</b>	<b>40</b>	<b>28</b>	<b>33</b>	<b>11</b>	<b>1</b>	<b>5</b>	<b>232</b>	<b>.346</b>	<b>6</b>	<b>9</b>	<b>0</b>	<b>3</b>	<b>1</b>



CAREER STATS

<b>#29 CARSON KOHLS P                      R/R    SR.    6-0/209    SACRAMENTO, CALIF.</b>																								
Year	ERA	W-L	App	GS	CG	SHO	SV	IP	H	R	ER	BB	SO	2B	3B	HR	BF	B/Avg	WP	HBP	BK	SFA	SHA	
2021	3.18	0-0	5	0	0	0/0	0	5.2	7	3	2	2	4	1	1	1	27	.304	1	2	0	0	0	
2022	4.60	2-0	18	1	0	0/0	0	29.1	29	20	15	21	25	1	2	1	136	.269	5	4	1	1	2	
2023	7.36	0-0	9	0	0	0/0	0	7.1	9	8	6	6	4	1	1	1	36	.321	4	1	0	1	0	
2024	23.62	0-1	1	1	0	0/0	0	2.2	7	7	7	1	1	1	0	1	16	.500	0	1	0	0	0	
<b>TOTAL</b>	<b>6.00</b>	<b>2-1</b>	<b>33</b>	<b>2</b>	<b>0</b>	<b>0/0</b>	<b>0</b>	<b>45.0</b>	<b>52</b>	<b>38</b>	<b>30</b>	<b>30</b>	<b>34</b>	<b>4</b>	<b>4</b>	<b>4</b>	<b>215</b>	<b>.301</b>	<b>10</b>	<b>8</b>	<b>1</b>	<b>2</b>	<b>2</b>	

<b>#15 DAVID LEE                      P                      R/R    SR.    6-2/210    PITTSBURGH, PA.</b>																								
Year	ERA	W-L	App	GS	CG	SHO	SV	IP	H	R	ER	BB	SO	2B	3B	HR	BF	B/Avg	WP	HBP	BK	SFA	SHA	
2020*	-	-	-	-	-	-	-	-	-	-	-	-	-	-	-	-	-	-	-	-	-	-	-	
2021*	-	-	-	-	-	-	-	-	-	-	-	-	-	-	-	-	-	-	-	-	-	-	-	
2022*	-	-	-	-	-	-	-	-	-	-	-	-	-	-	-	-	-	-	-	-	-	-	-	
2023*	4.50	3-0	11	0	0	0/0	1	12.0	7	8	6	12	13	2	0	0	59	.163	4	3	0	1	0	
2024	4.19	1-1	15	0	0	0/0	3	19.1	18	12	9	7	19	3	1	1	89	.237	1	5	0	0	1	
<b>TOTAL</b>	<b>4.31</b>	<b>4-1</b>	<b>26</b>	<b>0</b>	<b>0</b>	<b>0/0</b>	<b>4</b>	<b>31.1</b>	<b>25</b>	<b>20</b>	<b>15</b>	<b>19</b>	<b>32</b>	<b>5</b>	<b>1</b>	<b>1</b>	<b>148</b>	<b>.210</b>	<b>5</b>	<b>8</b>	<b>0</b>	<b>1</b>	<b>1</b>	

\* At California (Pa.)

<b>#16 JAMES LORDI                      P                      L/L    R-FR.    6-0/192    JIM THORPE, PA.</b>																								
Year	ERA	W-L	APP	GS	CG	SHO	SV	IP	H	R	ER	BB	SO	2B	3B	HR	BF	BAA	WP	HBP	BK	SFA	SHA	
2023	-	-	-	-	-	-	-	-	-	-	-	-	-	-	-	-	-	-	-	-	-	-	-	
2024	6.00	0-0	6	0	0	0/0	0	9.0	14	6	6	2	7	2	0	1	44	.368	0	3	0	0	1	
<b>TOTAL</b>	<b>6.00</b>	<b>0-0</b>	<b>6</b>	<b>0</b>	<b>0</b>	<b>0/0</b>	<b>0</b>	<b>9.0</b>	<b>14</b>	<b>6</b>	<b>6</b>	<b>2</b>	<b>7</b>	<b>2</b>	<b>0</b>	<b>1</b>	<b>44</b>	<b>.368</b>	<b>0</b>	<b>3</b>	<b>0</b>	<b>0</b>	<b>1</b>	

<b>#33 TRAVIS LUENSMANN P                      R/R    SR.    6-6/234    ALTOONA, PA.</b>																								
Year	ERA	W-L	App	GS	CG	SHO	SV	IP	H	R	ER	BB	SO	2B	3B	HR	BF	B/Avg	WP	HBP	BK	SFA	SHA	
2021*	15.43	0-1	4	0	0	0/0	0	2.1	4	6	4	1	2	2	0	0	12	.333	0	0	1	0	0	
2022	4.52	2-3	15	12	0	0/0	2	67.2	68	43	34	34	78	5	3	3	313	.256	7	5	0	3	5	
2023	4.35	6-5	14	6	0	0/0	1	60.0	54	38	29	39	59	7	3	3	283	.243	8	18	0	3	1	
2024	4.78	4-1	9	9	0	0/0	0	43.1	30	27	23	35	36	5	1	3	197	.197	2	7	1	2	1	
<b>TOTAL</b>	<b>4.67</b>	<b>12-10</b>	<b>42</b>	<b>27</b>	<b>0</b>	<b>0/0</b>	<b>3</b>	<b>173.1</b>	<b>156</b>	<b>114</b>	<b>90</b>	<b>109</b>	<b>175</b>	<b>19</b>	<b>7</b>	<b>9</b>	<b>805</b>	<b>.240</b>	<b>17</b>	<b>30</b>	<b>2</b>	<b>8</b>	<b>7</b>	
<b>at PSU</b>	<b>4.53</b>	<b>12-9</b>	<b>38</b>	<b>27</b>	<b>0</b>	<b>0/0</b>	<b>3</b>	<b>171.0</b>	<b>152</b>	<b>108</b>	<b>86</b>	<b>108</b>	<b>173</b>	<b>17</b>	<b>7</b>	<b>9</b>	<b>793</b>	<b>.237</b>	<b>17</b>	<b>30</b>	<b>1</b>	<b>8</b>	<b>7</b>	

\*At South Carolina

<b>#18 MATT MALONEY C                      L/R    JR.    5-11/170    WINDHAM, N.H.</b>																								
Year	Avg	GP-GS	AB	R	H	2B	3B	HR	RBI	TB	SLG%	BB	HBP	SO	GDP	OB%	SF	SH	SB-ATT	PO	A	E	FLD%	
2022*	.248	41-32	117	14	29	6	0	0	14	35	.299	11	8	32	1	.348	2	0	5-8	238	22	9	.967	
2023*	.297	50-40	145	34	43	3	1	3	16	57	.393	15	9	45	2	.390	3	0	4-7	241	21	2	.992	
2024	.298	25-23	84	16	25	8	0	1	27	36	.429	11	3	16	1	.390	2	0	1-3	135	12	0	1.000	
<b>TOTAL</b>	<b>.280</b>	<b>116-95</b>	<b>346</b>	<b>64</b>	<b>97</b>	<b>17</b>	<b>1</b>	<b>4</b>	<b>57</b>	<b>128</b>	<b>.370</b>	<b>37</b>	<b>20</b>	<b>93</b>	<b>4</b>	<b>.376</b>	<b>7</b>	<b>0</b>	<b>10-18</b>	<b>614</b>	<b>55</b>	<b>11</b>	<b>.984</b>	

\*At Dayton

<b>#40 J.T. MARR                      C                      L/R    GR.    6-0/190    FORT MILL, S.C.</b>																								
Year	Avg	GP-GS	AB	R	H	2B	3B	HR	RBI	TB	SLG%	BB	HBP	SO	GDP	OB%	SF	SH	SB-ATT	PO	A	E	FLD%	
2022*	.298	57-57	228	39	68	9	4	7	42	106	.465	16	3	38	6	.348	3	0	13-13	396	31	2	.995	
2023*	.298	43-42	171	24	51	9	0	3	27	69	.404	12	5	29	2	.351	6	0	6-6	286	18	1	.997	
2024	.418	32-31	134	31	56	10	0	6	36	84	.627	10	0	15	3	.449	3	0	0-0	90	7	1	.990	
<b>TOTAL</b>	<b>.328</b>	<b>132-130</b>	<b>533</b>	<b>94</b>	<b>175</b>	<b>28</b>	<b>4</b>	<b>16</b>	<b>105</b>	<b>259</b>	<b>.486</b>	<b>38</b>	<b>8</b>	<b>82</b>	<b>11</b>	<b>.374</b>	<b>12</b>	<b>0</b>	<b>19-19</b>	<b>772</b>	<b>56</b>	<b>4</b>	<b>.995</b>	

\*At College of Charleston

<b>#28 BOBBY MARSH OF/1B    L/L    SO.    6-3/194    BELLEFONTE, PA.</b>																								
Year	Avg	GP-GS	AB	R	H	2B	3B	HR	RBI	TB	SLG%	BB	HBP	SO	GDP	OB%	SF	SH	SB-ATT	PO	A	E	FLD%	
2023	.310	44-38	145	33	45	13	0	6	35	76	.524	14	5	34	2	.388	1	0	0-0	8	1	1	.900	
2024	.389	32-31	113	26	44	9	1	3	30	67	.566	11	5	20	2	.458	2	0	3-5	35	1	1	.973	
<b>TOTAL</b>	<b>.345</b>	<b>76-69</b>	<b>258</b>	<b>59</b>	<b>89</b>	<b>22</b>	<b>1</b>	<b>9</b>	<b>65</b>	<b>143</b>	<b>.543</b>	<b>25</b>	<b>10</b>	<b>54</b>	<b>4</b>	<b>.419</b>	<b>3</b>	<b>0</b>	<b>3-5</b>	<b>43</b>	<b>2</b>	<b>2</b>	<b>.957</b>	

**CAREER STATS**

**#46 JACK MESSINA 1B/P L/L FR. 6-0/205 STATE COLLEGE, PA.**

Year	Avg	GP-GS	AB	R	H	2B	3B	HR	RBI	TB	SLG%	BB	HBP	SO	GDP	OB%	SF	SH	SB-ATT	PO	A	E	FLD%
2024	-	-	-	-	-	-	-	-	-	-	-	-	-	-	-	-	-	-	-	-	-	-	-
<b>TOTAL</b>	-	-	-	-	-	-	-	-	-	-	-	-	-	-	-	-	-	-	-	-	-	-	-

**#32 KEVIN MICHAELS IF R/R GR. 5-11/175 ENCININTAS, CALIF.**

Year	Avg	GP-GS	AB	R	H	2B	3B	HR	RBI	TB	SLG%	BB	HBP	SO	GDP	OB%	SF	SH	SB-ATT	PO	A	E	FLD%
2022*	.330	49-49	188	34	62	15	2	7	46	102	.543	13	6	24	5	.389	1	0	1-3	70	122	25	.885
2023*	.219	39-35	137	25	30	8	0	1	10	41	.299	17	6	34	1	.327	2	0	0-1	43	84	5	.962
2024	.216	16-12	37	6	8	0	0	1	5	11	.297	8	5	6	1	.404	2	0	1-1	51	15	1	.985
<b>TOTAL</b>	<b>.276</b>	<b>104-96</b>	<b>362</b>	<b>65</b>	<b>100</b>	<b>23</b>	<b>2</b>	<b>9</b>	<b>61</b>	<b>154</b>	<b>.425</b>	<b>38</b>	<b>17</b>	<b>64</b>	<b>7</b>	<b>.367</b>	<b>5</b>	<b>0</b>	<b>2-5</b>	<b>164</b>	<b>221</b>	<b>31</b>	<b>.925</b>

\*At St. John's

**#41 ZACH MIZRAHI P L/L JR. 6-1/195 JACKSONVILLE, FLA.**

Year	ERA	W-L	APP	GS	CG	SHO	SV	IP	H	R	ER	BB	SO	2B	3B	HR	BF	BAA	WP	HBP	BK	SFA	SHA
2024	-	-	-	-	-	-	-	-	-	-	-	-	-	-	-	-	-	-	-	-	-	-	-
<b>TOTAL</b>	-	-	-	-	-	-	-	-	-	-	-	-	-	-	-	-	-	-	-	-	-	-	-

**#23 BRYCE MOLINARO IF R/R SO. 6-0/190 DRUMS, PA.**

Year	Avg	GP-GS	AB	R	H	2B	3B	HR	RBI	TB	SLG%	BB	HBP	SO	GDP	OB%	SF	SH	SB-ATT	PO	A	E	FLD%
2024	.309	32-32	123	27	38	7	1	6	28	65	.528	18	5	39	2	.407	4	0	2-3	30	51	4	.953
<b>TOTAL</b>	<b>.309</b>	<b>32-32</b>	<b>123</b>	<b>27</b>	<b>38</b>	<b>7</b>	<b>1</b>	<b>6</b>	<b>28</b>	<b>65</b>	<b>.528</b>	<b>18</b>	<b>5</b>	<b>39</b>	<b>2</b>	<b>.407</b>	<b>4</b>	<b>0</b>	<b>2-3</b>	<b>30</b>	<b>51</b>	<b>4</b>	<b>.953</b>

**#26 MATT MORASH P L/L FR. 6-0/200 WESTFORD, MASS.**

Year	ERA	W-L	APP	GS	CG	SHO	SV	IP	H	R	ER	BB	SO	2B	3B	HR	BF	BAA	WP	HBP	BK	SFA	SHA
2024	7.08	0-0	11	2	0	0/0	0	20.1	29	17	16	9	16	4	1	6	99	.330	1	2	0	0	0
<b>TOTAL</b>	<b>7.08</b>	<b>0-0</b>	<b>11</b>	<b>2</b>	<b>0</b>	<b>0/0</b>	<b>0</b>	<b>20.1</b>	<b>29</b>	<b>17</b>	<b>16</b>	<b>9</b>	<b>16</b>	<b>4</b>	<b>1</b>	<b>6</b>	<b>99</b>	<b>.330</b>	<b>1</b>	<b>2</b>	<b>0</b>	<b>0</b>	<b>0</b>

**#0 GRANT NORRIS IF R/R GR. 6-1/192 SOMERSET, PA.**

Year	Avg	GP-GS	AB	R	H	2B	3B	HR	RBI	TB	SLG%	BB	HBP	SO	GDP	OB%	SF	SH	SB-ATT	PO	A	E	FLD%
2020*	.111	10-7	18	3	2	0	0	0	2	2	.111	4	3	9	0	.346	1	0	0-0	15	18	1	.971
2021*	.000	11-3	14	2	0	0	0	0	0	0	.000	3	0	8	0	.176	0	0	0-0	1	6	0	1.000
2022*	.300	11-0	10	3	3	0	0	1	2	6	.600	1	0	5	0	.364	0	0	0-0	3	2	1	.833
2023	.276	41-41	145	28	40	11	3	7	42	78	.538	17	5	52	2	.367	2	0	3-4	21	55	9	.894
2024	.281	32-32	121	24	34	6	0	9	30	67	.554	14	3	33	4	.364	2	1	4-5	44	68	11	.911
<b>TOTAL</b>	<b>.256</b>	<b>105-83</b>	<b>308</b>	<b>60</b>	<b>79</b>	<b>17</b>	<b>3</b>	<b>17</b>	<b>76</b>	<b>153</b>	<b>.497</b>	<b>39</b>	<b>11</b>	<b>107</b>	<b>6</b>	<b>.355</b>	<b>5</b>	<b>1</b>	<b>7-9</b>	<b>84</b>	<b>149</b>	<b>22</b>	<b>.914</b>
<b>at PSU</b>	<b>.278</b>	<b>73-73</b>	<b>266</b>	<b>52</b>	<b>74</b>	<b>17</b>	<b>3</b>	<b>16</b>	<b>72</b>	<b>145</b>	<b>.545</b>	<b>31</b>	<b>8</b>	<b>85</b>	<b>6</b>	<b>.366</b>	<b>4</b>	<b>1</b>	<b>7-9</b>	<b>65</b>	<b>123</b>	<b>20</b>	<b>.904</b>

\*At Duke

**#38 ALEX PAK P L/L FR. 6-1/195 WALLINGFORD, PA.**

Year	ERA	W-L	APP	GS	CG	SHO	SV	IP	H	R	ER	BB	SO	2B	3B	HR	BF	BAA	WP	HBP	BK	SFA	SHA
2024	-	-	-	-	-	-	-	-	-	-	-	-	-	-	-	-	-	-	-	-	-	-	-
<b>TOTAL</b>	-	-	-	-	-	-	-	-	-	-	-	-	-	-	-	-	-	-	-	-	-	-	-

**#21 WILL PERKOWSKI 1B/P R/R FR. 6-4/200 NEW BOSTON, N.H.**

Year	Avg	GP-GS	AB	R	H	2B	3B	HR	RBI	TB	SLG%	BB	HBP	SO	GDP	OB%	SF	SH	SB-ATT	PO	A	E	FLD%
2024	-	-	-	-	-	-	-	-	-	-	-	-	-	-	-	-	-	-	-	-	-	-	-
<b>TOTAL</b>	-	-	-	-	-	-	-	-	-	-	-	-	-	-	-	-	-	-	-	-	-	-	-
Year	ERA	W-L	APP	GS	CG	SHO	SV	IP	H	R	ER	BB	SO	2B	3B	HR	BF	BAA	WP	HBP	BK	SFA	SHA
2024	11.85	0-3	12	0	0	0/0	0	13.2	22	18	18	9	15	3	0	2	74	.361	1	3	0	1	0
<b>TOTAL</b>	<b>11.85</b>	<b>0-3</b>	<b>12</b>	<b>0</b>	<b>0</b>	<b>0/0</b>	<b>0</b>	<b>13.2</b>	<b>22</b>	<b>18</b>	<b>18</b>	<b>9</b>	<b>15</b>	<b>3</b>	<b>0</b>	<b>2</b>	<b>74</b>	<b>.361</b>	<b>1</b>	<b>3</b>	<b>0</b>	<b>1</b>	<b>0</b>

CAREER STATS

#7 C.J. PITTARO IF L/R SR. 6-1/204 HAMILTON, N.J.

Table with 24 columns: Year, Avg, GP-GS, AB, R, H, 2B, 3B, HR, RBI, TB, SLG%, BB, HBP, SO, GDP, OB%, SF, SH, SB-ATT, PO, A, E, FLD%. Rows for 2021\*, 2022, 2023, 2024, and TOTAL.

\*At Vanderbilt

#25 CHASE RENNER P R/R SO. 6-4/200 ALBURTIS, PA.

Table with 24 columns: Year, ERA, W-L, APP, GS, CG, SHO, SV, IP, H, R, ER, BB, SO, 2B, 3B, HR, BF, BAA, WP, HBP, BK, SFA, SHA. Rows for 2022, 2023, 2024, and TOTAL.

#20 FRANKIE SANCHEZ P L/R JR. 6-0/195 KENDALL PARK, N.J.

Table with 24 columns: Year, ERA, W-L, APP, GS, CG, SHO, SV, IP, H, R, ER, BB, SO, 2B, 3B, HR, BF, BAA, WP, HBP, BK, SFA, SHA. Rows for 2022\*, 2023\*, 2024, and TOTAL.

\*At Southern New Hampshire

#30 ANTHONY STEELE P L/L JR. 6-4/230 SHELTON, CONN.

Table with 24 columns: Year, ERA, W-L, APP, GS, CG, SHO, SV, IP, H, R, ER, BB, SO, 2B, 3B, HR, BF, BAA, WP, HBP, BK, SFA, SHA. Rows for 2022, 2023, 2024, and TOTAL.

#9 CONNOR THRONEBERRY P R/R R-SO. 6-6/235 ST. LOUIS, MO.

Table with 24 columns: Year, ERA, W-L, APP, GS, CG, SHO, SV, IP, H, R, ER, BB, SO, 2B, 3B, HR, BF, BAA, WP, HBP, BK, SFA, SHA. Rows for 2022, 2023, 2024, and TOTAL.

#6 TY TORTI IF S/R SO. 5-11/192 RALEIGH, N.C.

Table with 24 columns: Year, Avg, GP-GS, AB, R, H, 2B, 3B, HR, RBI, TB, SLG%, BB, HBP, SO, GDP, OB%, SF, SH, SB-ATT, PO, A, E, FLD%. Rows for 2023, 2024, and TOTAL.

#22 BRANDON WINGENROTH P R/R R-FR. 5-11/170 MANHEIM, PA.

Table with 24 columns: Year, ERA, W-L, APP, GS, CG, SHO, SV, IP, H, R, ER, BB, SO, 2B, 3B, HR, BF, BAA, WP, HBP, BK, SFA, SHA. Rows for 2024 and TOTAL.

#35 ADIN ZORN OF R/R FR. 6-2/180 ALIQUIPPA, PA.

Table with 24 columns: Year, Avg, GP-GS, AB, R, H, 2B, 3B, HR, RBI, TB, SLG%, BB, HBP, SO, GDP, OB%, SF, SH, SB-ATT, PO, A, E, FLD%. Rows for 2024 and TOTAL.

HEAD COACH MIKE GAMBINO



**MIKE GAMBINO**  
**BOSTON COLLEGE, 2000**  
**OVERALL: 309-380 (14TH YR)**  
**PSU: 18-14 (1ST YR)**

**Head Coach**

Mike Gambino was hired on July 3, 2023 as the 15th head coach in Penn State baseball program history. Gambino takes over the Penn State Baseball program after 13 years at the helm of his alma mater Boston College.

In 13 seasons leading the Eagles, Gambino ranks second in program history in wins (291) while guiding Boston College to a pair of NCAA Regional appearances in 2016 and 2023 and an NCAA Super Regional appearance in 2016. He had five seasons of 25 or more wins and eight seasons with 10 or more ACC wins. BC also appeared in the ACC Championship Tournament four times under Gambino's tutelage, including berths in three of four years for the first time since Boston College joined the ACC in 2006.

Gambino has a long history of developing Major League Baseball talent with 34 draft picks in his 13 years at BC. He had three first round picks and eight picks in the first five rounds of the MLB Draft in his BC tenure. Four former Boston College players appeared in MLB games in 2023: outfielder Jake Alu (Washington Nationals), outfielder Sal Frelick (Milwaukee Brewers), pitcher Michael King (New York Yankees) and pitcher Emmet Sheehan (Los Angeles Dodgers). Five of Gambino's former BC players have reached the major leagues.

He coached five All-American selections and five Freshman All-Americans at Boston College. Gambino guided 16 All-ACC selections, including 2021 ACC Player of the Year Sal Frelick.

In his time at Boston College, Gambino put together five recruiting classes ranked among the nation's Top 60 by Perfect Game.

In 2023, Gambino guided the Eagles to a 37-20 overall record and 16-14 mark in ACC play. The 37 overall wins tie the program record set by the 2005 squad and the 16 ACC victories are also a highwater mark for the program topping the 14 victories by the 2010 team. Boston College logged 12 ranked wins, including a thrilling 7-6 victory over No. 2 Tennessee in 10 innings, on the way to playing in the Tuscaloosa Regional and reaching the regional final. The Eagles were ranked for 12 weeks in the D1Baseball Poll, reaching as high as ninth. Three of Gambino's players earned All-ACC accolades, including Chris Flynn claiming second-team All-ACC as a starting pitcher.

Gambino's pitching staff ranked 26th in the country in strikeout-to-walk ratio (2.54) and 26th in walks allowed per nine innings (3.58). Boston College held fifth in the country, and led the ACC, with a .982 fielding percentage.

The 2022 MLB Draft saw four of Gambino's student-athletes be chosen, led by second baseman Luke Gold, who was selected in the fifth round by the Detroit Tigers. Pitchers Mason Pelio (Reds - 12th round), Joe Mancini (Astros - 15th round) and Max Gieg (Angels - 18th round) were also chosen in the draft.

In 2021, an impressive three players were selected in the first six rounds of the MLB Draft headlined by outfielder Sal Frelick, who was the 15th overall pick by the Milwaukee Brewers. Shortstop Cody Morissette was picked in the second round by the Miami Marlins and pitcher Emmet Sheehan was selected in the sixth round by the Los Angeles Dodgers.

Gambino led BC to a 31-27 record in 2019 and the Eagles reached the ACC semifinals as the 12th seed with wins over Clemson and top-seeded Louisville. A program-record five Eagles earned All-ACC, led by All-ACC first team pitcher Dan Metzdorf, who was a fifth-round pick for the Chicago White Sox and led the ACC with a 2.30 ERA. Jake Alu (Nationals - 24th round) and Matt Gill (Reds - 27th round) were also chosen during the 2019 MLB Draft.

In 2018, outfielder Chris Galland earned All-ACC third team accolades and Collegiate Baseball News Freshman All-America honors. The 2018 MLB Draft had four of Gambino's players selected with Jake Palomaki (Rays - 18th round), Jacob Stevens (Diamondbacks - 21st round), Brian Rapp (Twins - 26th round) and Dan Metzdorf (Yankees - 38th round).

In 2017, the Eagles returned to the ACC Championship Tournament for the first time since 2010. BC won 10 of its last 15 ACC games with sweeps over Notre Dame and NC State.

Gambino guided the 2016 Eagles to 35 wins, the most since 2005 and third-highest total in program history. They also tallied 13 ACC wins, the most since 2010, while their six conference series victories set a school record. Gambino led the Eagles to a sweep in the Oxford Regional as the third seed to advance to the program's first NCAA Super Regional. BC finished the season in the Top 25 of all four major polls for the first time in program history (15th - D1Baseball, 16th - Baseball America, NCBWA and 21st - USA Today/Coaches Poll).

For his efforts, Gambino was named the 2016 American Baseball Coaches Association (ABCA) Northeast Region Coach of the Year, a finalist for D1Baseball Coach of the Year and earned a spot on the website's top-10 coaching performances of the season.

Gambino proteges were selected in the first round of the MLB Draft in back-to-back years for the first time in program history in 2015 and 2016. Chris Shaw was selected 31st overall by the San Francisco Giants in 2015 and Justin Dunn was taken 19th overall by the New York Mets in 2016. Overall, five players were drafted in 2016: Dunn, Michael King (12th round), Jesse Adams (14th round), Nick Sciortino (19th round) and Joe Cronin (34th round).

Gambino was an assistant coach for four seasons at Virginia Tech prior to his move to Boston College. He served as the Hokies' recruiting coordinator and worked with the hitters and infielders. In his four years, he saw 15 players get drafted in the MLB Draft, including nine in 2010.

Gambino also spent two years as a regional scout for the Detroit Tigers and was an assistant coach at Boston College from 2003-05.

Gambino played for the Eagles from 1997-2000, starting 166 games in the middle infield. He posted a career batting average of .313 with 22 doubles, eight home runs, 87 RBIs and 117 runs. His 78 hits in 2000 were a program record that stood until 2011. Gambino's 52 runs his final year are in the top 10 in BC history.

The Garrison, New York native was a first-team All-Big East, All-New England and All-Northeast region honoree following his senior campaign. He also earned second-team All-New England and Big East Academic Team accolades during his playing career.

Gambino played two seasons in the Boston Red Sox minor league system. He spent the 2000 season with the Augusta Green Jackets before splitting the 2001 season between Augusta and the Lowell Spinners. In 2002, the Red Sox hired Gambino as a special assistant to the Major League staff before heading back to Lowell for a coaching role with the Spinners just prior to the June draft. Following his stint in Lowell, the Red Sox sent Gambino to the MLB Scout Development Program.

Gambino received his bachelor's degree from Boston College in English and theology. He and his wife, Jill, have two children, Sonny and Callahan.

OVERALL STATS

The Automated ScoreBook  
 Overall Statistics for Penn State (as of Apr 14, 2024)  
 (All games Sorted by Batting avg)

Record: 18-14 Home: 8-4 Away: 5-8 Neutral: 5-2 Conference: 5-7

Player	avg	gp-gs	ab	r	h	2b	3b	hr	rbi	tb	slg%	bb	hp	so	gdp	ob%	sf	sh	sb-att	po	a	e	fld%	
40 Marr, J.T.	.418	32-31	134	31	56	10	0	6	36	84	.627	10	0	15	3	.449	3	0	0-0	90	7	1	.990	
28 Marsh, Bobby	.389	32-31	113	26	44	9	1	3	30	64	.566	11	5	20	2	.458	2	0	3-5	35	1	1	.973	
12 Cecere, Adam	.355	32-32	110	35	39	8	0	12	35	83	.755	28	8	31	2	.500	4	0	7-8	80	3	4	.954	
1 Jaconski, Joe	.319	32-31	119	34	38	6	0	5	24	59	.496	25	4	27	1	.441	4	2	3-6	189	15	2	.990	
23 Molinaro, Bryce	.309	32-32	123	27	38	7	1	6	28	65	.528	18	5	39	2	.407	4	0	2-3	30	51	4	.953	
18 Maloney, Matt	.298	25-23	84	16	25	8	0	1	27	36	.429	11	3	16	1	.390	2	0	1-3	135	12	0	1.000	
0 Norris, Grant	.281	32-32	121	24	34	6	0	9	30	67	.554	14	3	33	4	.364	2	1	4-5	44	68	11	.911	
13 Kelley, Tayven	.231	29-21	78	20	18	1	1	2	13	27	.346	10	2	21	1	.330	1	0	3-4	55	1	0	1.000	
2 Hannon, Kyle	.204	31-31	113	26	23	5	2	1	15	35	.310	18	0	22	3	.311	1	0	10-13	72	72	5	.966	
-----																								
19 Cease, Derek	.400	12-1	5	3	2	0	0	0	1	2	.400	0	0	2	0	.400	0	0	1-2	6	4	1	.909	
3 Gerlott, Billy	.286	19-11	42	14	12	5	0	1	3	20	.476	6	2	10	0	.400	0	2	0-1	30	2	0	1.000	
32 Michaels, Kevin	.216	16-12	37	6	8	0	0	1	5	11	.297	8	5	6	1	.404	2	0	1-1	51	15	1	.985	
14 DiMartini, Michael	.000	6-0	4	1	0	0	0	0	0	0	.000	1	0	3	0	.200	0	0	0-0	0	0	0	.000	
7 Pittaro, C.J.	.000	1-0	1	0	0	0	0	0	0	0	.000	0	0	0	0	.000	0	0	0-0	0	0	0	.000	
35 Zorn, Adin	.000	3-0	0	2	0	0	0	0	0	0	.000	0	0	0	0	.000	0	0	0-0	0	0	0	.000	
Totals	.311	32	1084	265	337	65	5	47	247	553	.510	160	37	245	20	.409	25	5	35-51	826	281	37	.968	
Opponents	.273	32	1078	227	294	49	5	38	207	467	.433	163	45	222	22	.388	8	9	32-43	812	271	34	.970	

LOB - Team (235), Opp (251). DPs turned - Team (28), Opp (26). IBB - Team (1), Norris, G. 1, Opp (2). Picked off - Hannon, K. 3, Molinaro, B. 2, Maloney, M. 1, Cecere, A. 1, Norris, G. 1.

(All games Sorted by Earned run avg)

Player	era	w-l	app	gs	cg	sho	sv	ip	h	r	er	bb	so	2b	3b	hr	b/avg	wp	hp	bk	sfa	sha
33 Luensmann, Travis	4.78	4-1	9	9	0	0/0	0	43.1	30	27	23	35	36	5	1	3	.197	2	7	1	2	1
24 Henline, Jaden	8.63	3-0	8	8	0	0/0	0	32.1	43	33	31	7	12	9	0	8	.326	2	5	0	3	2
-----																						
19 Cease, Derek	0.00	0-0	1	0	0	0/0	0	1.0	0	0	0	2	1	0	0	0	.000	0	0	0	0	0
9 Throneberry, Connor	3.38	2-0	10	0	0	0/0	0	10.2	10	8	4	10	9	3	1	0	.250	3	1	0	1	1
15 Lee, David	4.19	1-1	15	0	0	0/0	3	19.1	18	12	9	7	19	3	1	1	.237	1	5	0	0	1
20 Sanchez, Frankie	5.40	2-1	7	5	0	0/0	0	23.1	23	14	14	10	21	4	1	5	.256	2	3	0	0	0
11 Butash, Mason	5.92	1-2	13	5	0	0/0	1	24.1	24	18	16	17	23	4	0	2	.276	0	3	0	1	0
16 Lordi, James	6.00	0-0	6	0	0	0/0	0	9.0	14	6	6	2	7	2	0	1	.368	0	3	0	0	1
27 Horwat, Mason	6.04	2-1	11	2	0	0/0	1	25.1	22	21	17	16	19	2	0	2	.224	5	2	0	0	0
30 Steele, Anthony	6.43	2-1	14	0	0	0/0	0	21.0	12	15	15	17	21	2	0	1	.167	5	4	0	0	1
26 Morash, Matt	7.08	0-0	11	2	0	0/0	0	20.1	29	17	16	9	16	4	1	6	.330	1	2	0	0	0
10 DeMell, Ben	7.31	0-0	14	0	0	0/0	2	16.0	20	14	13	12	10	3	0	3	.282	5	2	0	0	1
31 DeGaetano, Chic	8.49	1-3	13	0	0	0/0	0	11.2	15	13	11	8	11	3	0	2	.313	1	4	0	0	1
21 Perkowski, Will	11.85	0-3	12	0	0	0/0	0	13.2	22	18	18	9	15	3	0	2	.361	1	3	0	1	0
29 Kohls, Carson	23.62	0-1	1	1	0	0/0	0	2.2	7	7	7	1	1	1	0	1	.500	0	1	0	0	0
22 Wingenroth, Brandon	27.00	0-0	2	0	0	0/0	0	1.1	5	4	4	1	1	1	0	1	.556	0	0	0	0	0
Totals	6.67	18-14	32	32	0	0/0	7	275.1	294	227	204	163	222	49	5	38	.273	28	45	1	8	9
Opponents	7.91	14-18	32	32	0	0/0	7	270.2	337	265	238	160	245	65	5	47	.311	31	37	4	25	5

PB - Team (5), Maloney, M. 3, Marr, J.T. 2, Opp (7). Pickoffs - Team (4), Maloney, M. 1, Steele, A. 1, Sanchez, F. 1, Luensmann, T 1, Opp (9). SBA/ATT - Maloney, M. (18-24), Marr, J.T. (14-18), Luensmann, T (3-6), Sanchez, F. (4-6), Morash, M. (4-5), Butash, M. (2-5), DeMell, B. (4-4), Steele, A. (3-3), Perkowski, W (2-3), DeGaetano, C (3-3), Kohls, C. (2-2), Horwat,



CONFERENCE STATS

The Automated ScoreBook  
 Conference statistics for Penn State (as of Apr 14, 2024)  
 (Conference games only Sorted by Batting avg)

Record: 5-7 Home: 4-2 Away: 1-5 Conference: 5-7

Player	avg	gp-gs	ab	r	h	2b	3b	hr	rbi	tb	slg%	bb	hp	so	gdp	ob%	sf	sh	sb-att	po	a	e	fld%	
28 Marsh, Bobby	.479	12-12	48	14	23	5	1	2	17	36	.750	3	1	11	0	.509	1	0	0-1	18	0	0	1.000	
23 Molinaro, Bryce	.386	12-12	44	12	17	2	1	4	10	33	.750	9	1	12	1	.500	0	0	1-2	6	20	2	.929	
12 Cecere, Adam	.367	12-12	49	11	18	3	0	6	16	39	.796	4	1	13	1	.411	2	0	3-3	29	0	3	.906	
40 Marr, J.T.	.340	12-12	50	11	17	3	0	5	17	35	.700	3	0	5	2	.364	2	0	0-0	34	2	0	1.000	
1 Jaconski, Joe	.333	12-12	51	17	17	3	0	3	11	29	.569	6	1	10	0	.407	1	0	1-1	81	6	0	1.000	
18 Maloney, Matt	.273	10-9	33	6	9	4	0	0	6	13	.394	3	2	6	0	.368	0	0	1-2	48	2	0	1.000	
0 Norris, Grant	.271	12-12	48	8	13	1	0	5	13	29	.604	2	2	11	1	.321	1	0	0-0	17	19	4	.900	
13 Kelley, Tayven	.269	10-8	26	8	7	1	0	0	2	8	.308	7	1	7	1	.441	0	0	0-1	20	0	0	1.000	
2 Hannon, Kyle	.171	12-12	41	9	7	1	1	0	3	10	.244	5	0	7	0	.255	1	0	0-1	32	26	3	.951	
-----																								
32 Michaels, Kevin	.231	5-4	13	3	3	0	0	1	1	6	.462	1	2	4	0	.375	0	0	1-1	5	6	0	1.000	
3 Gerlott, Billy	.100	5-3	10	1	1	1	0	0	0	2	.200	2	1	4	0	.308	0	0	0-0	9	1	0	1.000	
14 DiMartini, Michael	.000	3-0	3	0	0	0	0	0	0	0	.000	0	0	2	0	.000	0	0	0-0	0	0	0	.000	
19 Cease, Derek	.000	5-0	1	1	0	0	0	0	0	0	.000	0	0	1	0	.000	0	0	0-0	2	2	0	1.000	
7 Pittaro, C.J.	.000	1-0	1	0	0	0	0	0	0	0	.000	0	0	0	0	.000	0	0	0-0	0	0	0	.000	
35 Zorn, Adin	.000	1-0	0	1	0	0	0	0	0	0	.000	0	0	0	0	.000	0	0	0-0	0	0	0	.000	
Totals	.316	12	418	102	132	24	3	26	96	240	.574	45	12	93	6	.391	8	0	7-12	304	96	14	.966	
Opponents	.291	12	416	104	121	20	2	21	92	208	.500	63	20	77	5	.405	5	1	10-11	305	105	12	.972	

LOB - Team (76), Opp (97). DPs turned - Team (8), Opp (11). IBB - Team (0), Opp (1). Picked off - Maloney, M. 1, Molinaro, B. 1, Cecere, A. 1.

(Conference games only Sorted by Earned run avg)

Player	era	w-l	app	gs	cg	sho	sv	ip	h	r	er	bb	so	2b	3b	hr	b/avg	wp	hp	bk	sfa	sha
33 Luensmann, Travis	4.58	2-0	4	4	0	0/0	0	19.2	16	13	10	16	20	3	1	1	.219	0	2	1	1	1
24 Henline, Jaden	6.50	1-0	4	4	0	0/0	0	18.0	18	15	13	3	7	3	0	6	.257	1	4	0	2	0
20 Sanchez, Frankie	7.71	1-1	4	3	0	0/0	0	14.0	18	12	12	5	10	3	0	5	.305	2	3	0	0	0
-----																						
31 DeGaetano, Chic	3.86	1-1	4	0	0	0/0	0	2.1	3	1	1	0	1	1	0	1	.300	1	0	0	0	0
9 Throneberry, Connor	4.50	0-0	2	0	0	0/0	0	2.0	2	5	1	3	0	1	0	0	.250	1	1	0	1	0
16 Lordi, James	4.50	0-0	2	0	0	0/0	0	2.0	3	1	1	0	1	0	0	0	.375	0	1	0	0	0
15 Lee, David	6.00	0-0	5	0	0	0/0	0	6.0	4	5	4	4	6	1	1	0	.182	0	1	0	0	0
27 Horwat, Mason	7.00	0-1	5	0	0	0/0	0	9.0	9	7	7	8	6	0	0	1	.257	4	1	0	0	0
26 Morash, Matt	7.11	0-0	3	1	0	0/0	0	6.1	8	5	5	3	9	0	0	3	.296	0	0	0	0	0
30 Steele, Anthony	13.50	0-1	6	0	0	0/0	0	6.2	4	10	10	9	6	1	0	0	.174	1	3	0	0	0
11 Butash, Mason	13.50	0-1	4	0	0	0/0	0	5.1	11	9	8	4	2	3	0	0	.440	0	2	0	0	0
10 DeMell, Ben	16.20	0-0	3	0	0	0/0	0	1.2	5	4	3	1	1	1	0	1	.455	3	0	0	0	0
21 Perkowski, Will	16.71	0-2	6	0	0	0/0	0	7.0	15	13	13	6	7	2	0	2	.417	1	2	0	1	0
22 Wingenroth, Brandon	27.00	0-0	2	0	0	0/0	0	1.1	5	4	4	1	1	1	0	1	.556	0	0	0	0	0
Totals	8.17	5-7	12	12	0	0/0	0	101.1	121	104	92	63	77	20	2	21	.291	14	20	1	5	1
Opponents	8.23	7-5	12	12	0	0/0	4	101.2	132	102	93	45	93	24	3	26	.316	13	12	1	8	0

PB - Team (4), Maloney, M. 3, Marr, J.T. 1, Opp (3). Pickoffs - Team (1), Maloney, M. 1, Opp (4). SBA/ATT - Maloney, M. (6-7), Morash, M. (4-4), Marr, J.T. (4-4), Sanchez, F. (2-2), Luensmann, T (1-2), Perkowski, W (1-1), Steele, A. (1-1), Throneberry, C. (1-1)

RADIO/TV ROSTER



0 Grant Norris  
IF, Fr.



1 Joe Jaconski  
IF, Jr.



2 Kyle Hannon  
IF/OF, Sr.



3 Billy Gerlott  
OF, R-Jr.



4 Martin Howell  
C, Fr.



6 Ty Torti  
IF, So.



7 C.J. Pittaro  
IF, Sr.



8 Mike Lucarelli  
IF, Fr.



9 Connor Throneberry  
RHP, R-So.



10 Ben DeMell  
RHP, R-So.



11 Mason Butash  
RHP, Fr.



12 Adam Cecere  
OF, Gr.



13 Tayven Kelley  
OF, Sr.+



14 Michael DiMartini  
IF, Fr.



15 David Lee  
RHP, Sr.



16 James Lordi  
LHP, R-Fr.



18 Matt Maloney  
C, Jr.



19 Derek Cease  
IF, Jr.



20 Frankie Sanchez  
RHP, Jr.



21 Will Perkowski  
1B/RHP, Fr.



22 Brandon Wingenroth  
RHP, R-Fr.



23 Bryce Molinaro  
IF, So.



24 Jaden Henline  
RHP, Sr.



25 Chase Renner  
RHP, Jr.



26 Matt Morash  
LHP, Fr.



27 Mason Horwat  
RHP, Fr.



28 Bobby Marsh  
OF/1B, So.



29 Carson Kohls  
RHP, Sr.



30 Anthony Steele  
LHP, Jr.



31 Chic DeGaetano  
RHP, Gr.



32 Kevin Michaels  
IF, Gr.



33 Travis Luensmann  
RHP, Sr.



34 CJ Carmichael  
IF, R-Fr.



35 Adin Zorn  
OF, Fr.



36 Aiden Coleman  
RHP, R-Fr.



38 Alex Pak  
LHP, Fr.



40 J.T. Marr  
C, Gr.



41 Zach Mizrahi  
LHP, Jr.



43 Jacob Coffin  
LHP, So.



46 Jack Messina  
1B/LHP, Fr.

