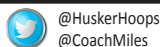


# N

## NEBRASKA BASKETBALL

### 2016-17 GAME NOTES



## HUSKERS FACE NITTANY LIONS

### MATCHUP

#### NEBRASKA CORNHUSKERS

2016-17 Record: 10-14, 4-8 Big Ten

Head coach: Tim Miles

Record at Nebraska: 73-81 (5th year)

Career Record: 356-301 (22nd year)

#### PENN STATE NITTANY LIONS

2016-17 Record: 14-12, 6-7 Big Ten

Head coach: Pat Chambers

Record at Penn State: 86-103 (6th year)

Career Record: 128-131 (8th year)

### BROADCAST INFO

Television: BTN

Online: BTN2Go and BTN.com

Play-by-play: Kevin Kugler

Expert Analysis: Shon Morris

Radio: IMG Husker Sports Radio Network, including KLIN (1400 AM) in Lincoln, KXSP (590 AM) in Omaha and KRVN (880 AM) in Lexington.

Play-by-play: Kent Pavelka

Expert Analysis: Matt Davison

Also available online at Huskers.com, on the Huskers App and on TuneIn Radio and the TuneIn Radio App.

The Nebraska men's basketball team looks to rebound from an overtime loss to No. 7 Wisconsin on Tuesday night, as the Huskers host Penn State at Pinnacle Bank Arena.

Tipoff is set for 8:06 p.m. and a limited number of tickets are available by visiting Huskers.com/Tickets or calling 800-8-BIGRED. In addition, any remaining tickets will be available for sale at the Pinnacle Bank Arena box office beginning at 6:30 p.m.

The game between the Huskers and Nittany Lions will be televised nationally on BTN with Kevin Kugler and Shon Morris on the call. The game is also available on the BTN2GO app for tablets and mobile devices and on BTN.com.

Fans can listen to Tuesday's game and all of the action throughout the 2016-17 season on the Husker Sports

Network with Kent Pavelka and Matt Davison on the call, including on Huskers.com, the Huskers app, on TuneIn Radio and SiriusXM Radio. The broadcast starts 60 minutes before tipoff and a complete list of HSN affiliates is on page 5 of the release.

The Huskers (10-14, 4-8) were in the position to knock off the Badgers and led 69-67 until Nigel Hayes' 3-pointer with 17 seconds left in overtime gave the Badgers the lead for good. The Huskers had a chance to regain the lead but Tai Webster's shot was blocked by Ethan Happ and the Badgers handed Nebraska its third one-point loss in conference play. Webster led three Huskers in double figures with 19 points and five assists, while Glynn Watson Jr. and Michael Jacobson added 15 and 10 points, respectively.

One highlight for the Huskers against Wisconsin was the return of Ed Morrow Jr., to the lineup after missing a month with a foot injury. The 6-foot-7 sophomore led the Huskers with 13 rebounds and added five points in 26 minutes of work. Morrow's 13-carom effort was his sixth double-figure effort of the season.

Penn State (14-12, 6-7 Big Ten) comes off its best week of the season, knocking off Maryland (70-64) on Tuesday before posting an 83-70 win at Illinois on Saturday. Payton Banks came off the bench for a team-high 24 points, while Lamar Stevens added 21, as the Nittany Lions shot 56 percent from the field. Freshman Tony Carr leads four PSU players who average double figures at 12.5 ppg.

### OPENING NUMBER

**10.3** - Freshman center Jordy Tshimanga is averaging 10.3 points and 9.0 rebounds over his last three contests.



### 2016-17 NEBRASKA CORNHUSKERS

No	Name	Pos.	Ht.	Wt.	Yr.	Hometown	GP/GS	MPG	PPG	RPG	APG
0	Tai Webster	G	6-4	195	Sr.	Auckland, New Zealand	24/24	35.4	18.0	4.9	4.1
1	Anton Gill	G	6-3	195	Jr.	Raleigh, N.C.	12/1	17.3	3.8	1.9	0.5
2	Jeriah Horne	F	6-7	222	Fr.	Overland Park, Kan.	22/0	11.8	4.4	2.2	0.5
3	Jason Shultis	G	6-1	198	So.	Dannebrog, Neb.	-/-	-	-	-	-
5	Glynn Watson Jr.	G	6-0	175	So.	Bellwood, Ill.	24/22	31.8	14.0	3.9	2.6
10	Jack McVeigh	F	6-8	215	So.	Cabarita Beach, NSW, Australia	23/11	23.0	7.5	3.0	0.7
11	Evan Taylor	G	6-5	206	Jr.	Cincinnati, Ohio	24/14	23.5	4.8	3.1	1.2
12	Michael Jacobson	F	6-9	230	So.	Waukee, Iowa	24/24	24.9	6.5	6.8	1.1
13	Malcolm Laws	G	6-1	190	Jr.	Orlando, Fla.	-/-	-	-	-	-
14	Isaac Copeland	F	6-9	220	Jr.	Raleigh, N.C.	-/-	-	-	-	-
15	Isaiah Roby	F	6-8	214	Fr.	Dixon, Ill.	24/4	14.7	3.0	2.9	0.8
21	Mohammad Elradi	G	6-3	180	RFr.	Omaha, Neb.	-/-	-	-	-	-
23	Nick Fuller	F	6-7	213	Jr.	Sun Prairie, Wis.	9/0	5.1	0.4	1.1	0.0
24	James Palmer Jr.	G	6-6	213	Jr.	Upper Marlboro, Md.	-/-	-	-	-	-
30	Ed Morrow Jr.	F	6-7	225	So.	Chicago, Ill.	17/16	25.3	9.8	8.2	0.4
32	Jordy Tshimanga	C	6-11	275	Fr.	Montreal, Quebec	24/4	11.5	4.6	3.7	0.2
41	Tanner Borchardt	F	6-8	275	So.	Gothenburg, Neb.	-/-	-	-	-	-

• Last game starters; \$-sitting out 2016-17 season after transferring

### GAME 25: PENN STATE

25

#### PENN STATE

Date: Tuesday, Feb. 14

Time: 8:06 p.m.

Arena: Pinnacle Bank Arena

Tickets: Huskers.com/Tickets

#### MEDIA INFO

TV: BTN

Radio: Husker Sports Network

Internet: BTN.com/BTN2Go

Live Stats: Huskers.com

### 2016-17 SCHEDULE

	<b>SACRAMENTO STATE</b> Nov. 13 / Pinnacle Bank Arena / W, 83-61	TV: BTN Internet: BTN2Go
	<b>UNIVERSITY OF MARY</b> Nov. 15 / Pinnacle Bank Arena / W, 70-38	TV: None Internet: BTN Plus
	<b>LOUISIANA TECH</b> Nov. 19 / Pinnacle Bank Arena / W, 65-54	TV: None Internet: ESPN3
	<b>VS. DAYTON (WOODEN LEGACY)</b> Nov. 24 / Fullerton, Calif. / W, 80-78	TV: ESPNU Internet: WatchESPN
	<b>VS. NO. 14 UCLA (WOODEN LEGACY)</b> Nov. 25 / Fullerton, Calif. / L, 71-82	TV: ESPN2 Internet: WatchESPN
	<b>VS. VIRGINIA TECH (WOODEN LEGACY)</b> Nov. 27 / Anaheim, Calif. / L, 53-66	TV: ESPNU Internet: WatchESPN
	<b>@ CLEMSON</b> Nov. 30 / Clemson, S.C. / L, 58-60	TV: ESPNU Internet: WatchESPN
	<b>SOUTH DAKOTA</b> Dec. 3 / Pinnacle Bank Arena / W, 73-61	TV: None Internet: BTN Plus
	<b>NO. 10 CREIGHTON</b> Dec. 7 / Pinnacle Bank Arena / L, 62-77	TV: BTN Internet: BTN2Go
	<b>@ NO. 3 KANSAS</b> Dec. 10 / Lawrence, Kan. / L, 72-89	TV: ESPN Internet: WatchESPN
	<b>GARDNER-WEBB</b> Dec. 18 / Pinnacle Bank Arena / L, 62-70	TV: ESPNU Internet: WatchESPN
	<b>SOUTHERN</b> Dec. 20 / Pinnacle Bank Arena / W, 81-76	TV: None Internet: BTN Plus
	<b>@ NO. 16 INDIANA</b> Dec. 28 / Bloomington, Ind. / W, 87-83	TV: BTN Internet: BTN2GO
	<b>@ MARYLAND</b> Jan. 1 / College Park, Md. / W, 67-65	TV: BTN Internet: BTN2GO
	<b>IOWA</b> Jan. 5 / Pinnacle Bank Arena / W, 93-90 (2OT)	TV: BTN Internet: BTN2GO
	<b>NORTHWESTERN</b> Jan. 8 / Pinnacle Bank Arena / L, 66-74	TV: BTN Internet: BTN2GO
	<b>@ MICHIGAN</b> Jan. 14 / Ann Arbor, Mich. / L, 85-91	TV: BTN Internet: BTN2GO
	<b>OHIO STATE</b> Jan. 18 / Pinnacle Bank Arena / L, 66-67	TV: BTN Internet: BTN2GO
	<b>@ RUTGERS</b> Jan. 21 / Piscataway, N.J. / L, 64-65	TV: ESPNU Internet: WatchESPN
	<b>@ NORTHWESTERN</b> Jan. 26 / Evanston, Ill. / L, 61-73	TV: BTN Internet: BTN2Go
	<b>NO. 20 PURDUE</b> Jan. 29 / Pinnacle Bank Arena / W, 83-80	TV: BTN Internet: BTN2Go
	<b>MICHIGAN STATE</b> Feb. 2 / Pinnacle Bank Arena / L, 61-72	TV: ESPN Internet: WatchESPN
	<b>@ IOWA</b> Feb. 5 / Iowa City, Iowa / L, 70-78	TV: BTN Internet: BTN2Go
	<b>NO. 7 WISCONSIN</b> Feb. 9 / Pinnacle Bank Arena / L, 69-70 (OT)	TV: BTN Internet: BTN2Go
	<b>PENN STATE</b> Feb. 14 / Pinnacle Bank Arena / 8 p.m.	TV: BTN Internet: BTN2Go
	<b>@ OHIO STATE</b> Feb. 18 / Columbus, Ohio / 5 p.m. (CT)	TV: BTN Internet: BTN2Go
	<b>@ MICHIGAN STATE</b> Feb. 23 / East Lansing, Mich. / 6 p.m. (CT)	TV: ESPNU Internet: WatchESPN
	<b>ILLINOIS</b> Feb. 26 / Pinnacle Bank Arena / 6:30 p.m.	TV: BTN Internet: BTN2Go
	<b>@ MINNESOTA</b> March 2 / Minneapolis, Minn. / 6 p.m.	TV: ESPNU Internet: WatchESPN
	<b>MICHIGAN</b> March 5 / Pinnacle Bank Arena / 7 p.m.	TV: BTN Internet: BTN2Go
	<b>@ BIG TEN TOURNAMENT</b> March 9-12 / Washington, D.C.	TV: TBA Internet: TBA
	<b>@ NCAA TOURNAMENT</b> March 14-April 4 / Various Sites	TV: TBA Internet: TBA

## 2016-17 NEBRASKA CORNHUSKERS

No.	VL	Name	Pos.	Ht.	Wt.	Yr.	Hometown (Previous School)
0	***	Tai Webster	G	6-4	195	Sr.	Auckland, New Zealand (Westlake Boys)
1		Anton Gill	G	6-3	195	Jr.	Raleigh, N.C. (University of Louisville)
2		Jeriah Horne	F	6-7	222	Fr.	Overland Park, Kan. (The Barstow School)
3		Jason Shultis	G	6-1	198	So.	Dannebrog, Neb. (Grand Island Northwest)
5	*	Glynn Watson Jr.	G	6-0	174	So.	Bellwood, Ill. (St. Joseph)
10	*	Jack McVeigh	G/F	6-8	215	So.	Cabarita Beach, NSW, Australia (AIS)
11		Evan Taylor	G	6-5	206	Jr.	Cincinnati, Ohio (Odessa College)
12	*	Michael Jacobson	F	6-9	239	So.	Waukee, Iowa (Waukee)
13	*	Malcolm Laws	G	6-1	190	Jr.	Orlando, Fla. (Florida Atlantic)
14		Issac Copeland ^	F	6-9	220	Jr.	Raleigh, N.C. (Georgetown University)
15		Isaiah Roby	F	6-8	214	Fr.	Dixon, Ill. (Dixon)
21		Mohammad Elradi	G	6-3	180	RFr.	Omaha, Neb. (Elkhorn Mt. Michael)
23	**	Nick Fuller	G/F	6-7	213	Jr.	Sun Prairie, Wis. (Sun Prairie)
24		James Palmer Jr. ^	G	6-6	213	Jr.	Upper Marlboro, Md. (University of Miami)
30	*	Ed Morrow Jr.	F	6-7	234	So.	Chicago, Ill. (Simeon Career Academy)
32		Jordy Tshimanga	C	6-11	275	Fr.	Montreal, Quebec (The MacDuffie School)
41		Tanner Borchardt	F	6-8	275	So.	Gothenburg, Neb. (Gothenburg)

^ will sit out 2016-17 season because of NCAA transfer rules

## COACHING AND SUPPORT STAFF

Head Coach: Tim Miles, fifth season (University of Mary, 1989)

Assistant Coaches: Kenya Hunter, third season (Duquesne, 1996); Michael Lewis, first season (Indiana, 2000); Jim Molinari, second season (Illinois Wesleyan, 1977)

Basketball Strength Coach: Tim Wilson

Director of Basketball Operations: Teddy Owens

Video Coordinator: Gregory Eaton

Director of Player Relations & Development: Ali Farokhmanesh

Administrative Coordinator: Brett Sapp

Graduate Manager: Wes Eikmeier

## PRONUNCIATIONS

Names	
Ali Farokhmanesh	fuh-ROAK-muh-NESH
Jim Molinari	Mole-in-AIR-ee
Tai Webster	Tie
Jeriah Horne	jer-RYE-ah
Glynn Watson Jr.	Glinn
Ed Morrow Jr.	rhymes with tomorrow
Jordy Tshimanga	cha-MAHN-gah
Tanner Borchardt	Boar-Kart

## MEDIA INFORMATION

Men's Basketball Communications Contact: Shamus McKnight / Office: 402-472-7772 / Cell: 402-540-0268 / E-mail: smcknight@huskers.com

MEDIA PLANNER	Feb. 12 (Sun.)	Feb. 13 (Mon.)	Feb. 14 (Tues.)	Feb. 15 (Wed.)	Feb. 16 (Thurs.)	Feb. 17 (Fri.)	Feb. 18 (Sat.)
<b>Week of Feb. 12-19</b>  (HTC) - Hendricks Training Complex  (PBA) - Pinnacle Bank Arena	Practice (HTC)	Practice (PBA)	vs. Penn State, 8 p.m. (BTN)	Practice (PBA)	Practice (HTC)	Practice (HTC)	at Ohio State, 5 p.m. (BTN)
	<b>Feb. 19 (Sun.)</b>		Husker Sports Network				Husker Sports Network
	OFF DAY						

## TALE OF THE TAPE

Nebraska Cornhuskers			Penn State Nittany Lions		
2016-17 Team Statistics (Record: 10-14, 4-8 Big Ten)			2016-17 Team Statistics (Record: 14-12, 6-7 Big Ten)		
	Nebraska	OPP		PSU	OPP
SCORING	1702	1723	SCORING	1884	1857
Points per game	70.9	71.8	Points Per Game	72.5	71.4
Scoring margin	-0.9	-	Margin	1.0	--
FIELD GOALS-ATT	619-1471	616-1409	FIELD GOALS-ATT	650-1549	663-1562
Field goal pct	.421	.437	Field Goal Percentage	.420	.424
3 POINT FG-ATT	141-436	188-464	3-POINT FG-ATT	187-528	185-528
3-point FG pct	.323	.405	3-Point FG Percentage	.354	.350
3-pt FG made per game	5.9	7.8	3-Point FG made per game	7.2	7.1
FREE THROWS-ATT	323-454	303-441	FREE THROWS-ATT	397-533	346-489
Free throw pct	.711	.687	Free Throw Percentage	.745	.708
F-Throws made per game	13.5	12.6	F-Throws made per game	15.3	13.3
REBOUNDS	931	875	REBOUNDS	922	993
Rebounds per game	38.8	36.5	Rebounds Per Game	35.5	38.2
Rebounding margin	+2.3	-	Rebounding Margin	-2.7	--
ASSISTS	275	308	ASSISTS	367	326
Assists per game	11.5	12.8	Assists Per Game	14.1	12.5
TURNOVERS	317	334	TURNOVERS	353	398
Turnovers per game	13.2	13.9	Turnovers Per Game	13.6	15.3
Turnover margin	+0.7	-	Turnover Margin	+1.7	--
Assist/turnover ratio	0.9	0.9	Assist/Turnover Ratio	1.0	0.8
STEALS	169	137	STEALS	177	177
Steals per game	7.0	5.7	Steals Per Game	6.8	6.8
BLOCKS	102	109	BLOCKS	137	102
Blocks per game	4.3	4.5	Blocks Per Game	5.3	3.9

## NUMBERS TO KNOW

**.457** - In Nebraska's four Big Ten wins, the Huskers are shooting nearly 46 percent from 3-point range. In conference losses, that number dips to .306.


**.600** - Nebraska is 6-4 this season in games decided by five points or less. Two of the three losses came with 1.0 seconds left or less (vs. Ohio State; at Rutgers).

**1.8** - Glynn Watson Jr. is averaging 1.8 steals per game, which is on pace to be the most since Cookie Belcher averaged 2.7 steals per game in 2000-01.

**3** - Nebraska has three one-point losses this season, which is the most by a Husker team since 2001. Only the 1961-62 team, which went 3-4 in a school-record seven one-point games, had more one-point losses in a season.


**4** - Tai Webster joins Dwayne Bacon (Florida State), Josh Hart (Villanova) and Mustapha Heron (Auburn) as the only power conference players to reach double figures in every game in 2016-17.

**50** - Michael Jacobson is scheduled to make his 50th consecutive start on Tuesday evening.

**PROBABLE STARTERS (Based on Last Game Starters)****#5 Glynn Watson Jr. | G | So. | 6-0 | 175 | Bellwood, Ill.**


2016-17: PPG: 14.0 | RPG: 2.9 | APG: 2.6 | SPG: 1.8

**Worth Noting:** Ranks third in the Big Ten in steals and 12th in scoring...Reached double figures 17 times, including 12 of last 13 games...Had 15 points and three assists vs. No. 7 Wisconsin...Totaled 22 points and two steals at Michigan, his seventh 20-point game of 2016-17...Scored a career-high 34 points, including 7-8 from 3-point range vs. Iowa...Scored 26 points at No. 16 Indiana while adding five steals and four assists...Had 27 points vs. No. 14 UCLA...Led NU with 20 points and five steals vs. Dayton...Ranked 71st in the class of 2015 by ESPN.com...Averaged 15.5 points, 4.3 rebounds, 4.0 assists and 3.0 steals per game in leading St. Joseph High School to a state title in 2015.

**Career Bests:** Pts: 34 | Reb: 6 (2x) | Ast: 9 | Stl: 5 (3x)**#10 Tai Webster | G | Sr. | 6-4 | 195 | Auckland, New Zealand**

2016-17: PPG: 18.0 | RPG: 4.9 | APG: 4.1 | SPG: 1.3

**Worth Noting:** In the top-10 of B1G in scoring (3rd), assists (6th) and steals (7th)...Tops NU with nine 20-point games...Led NU with 19 points and five assists vs. No. 7 Wisconsin...Is 2nd in the B1G in conf. scoring at 19.0 ppg and 4th in assists (4.3 apg) and steals (1.7 spg)...Set career highs with 28 points and nine boards at Michigan...Had 23 points and added 7 ast., 6 reb. and 4 st. vs. Iowa...Big Ten co-POW after averaging 19.5 ppg, 3.5 apg, 3.0 spg vs. Md. and at Ind...Totaled 18 points at Maryland, scoring NU's final seven points in a 67-65 win...Led NU with 22 points and five assists at No. 3 Kansas...Played for the New Zealand National Team over the summer, averaging 16.3 points and 9.7 rebounds

**Career Bests:** Pts: 28 | Reb: 9 | Ast: 9 | Stl: 5**#11 Evan Taylor | G | Jr. | 6-5 | 206 | Cincinnati, Ohio**

2016-17: PPG: 4.8 | RPG: 3.1 | APG: 1.2 | SPG: 1.1

**Worth Noting:** Started the last 14 games...Has four double-digit scoring efforts, all in Big Ten play...Totaled two points and two rebounds vs. No. 7 Wisconsin...Finished with 10 points, six boards and four steals at Rutgers...Tied season bests in points (11) and caroms (eight) vs. Ohio State...Matched season high with 11 points and added five rebounds at Michigan...Finished with 11 points, four assists and three steals vs. Northwestern...Helped Odessa (Texas) College to the 2016 NJCAA National Tournament, averaging 7.5 points, 2.5 rebounds and 2.5 assists per game...Father (Kyle) played at Xavier.

**Career Bests (includes Samford):** Pts: 21 | Reb: 8 (2x) | Ast: 4 (2x) | Stl: 4 (3x)**#12 Michael Jacobson | F | So. | 6-9 | 239 | Waukee, Iowa**

2016-17: PPG: 6.5 | RPG: 6.8 | BPG: 1.0

**Worth Noting:** 2nd-year starter who is 7th in B1G in rebounding & 12th in blocked shots...Totaled 10 points and five boards vs. Wisconsin...Finished with 11 points and eight boards vs. OSU...Posted 2nd double-double vs. Northwestern with 12 points & 10 boards...Grabbed a career-high 13 rebounds vs. Iowa...Totaled 10 points and nine boards at Maryland...Recorded his 1st career double-double vs. South Dakota with 11 points and 10 boards along with five assists...Started 25 games and finished in top-5 of NU freshman list in rebounds (147) & blocked shots (28)...Earned first-team all-state honors as a senior at Waukee HS, averaging 18.6 ppg, 9.6 rpg and 2.3 bpg.

**Career Bests:** Pts: 14 | Reb: 13 | Ast: 5 | Bl: 4 | Stl: 3**#32 Jordy Tshimanga | C | Fr. | 6-11 | 275 | Montreal, Quebec**

2016-17: PPG: 4.6 | RPG: 3.7

**Worth Noting:** Started the last four games, averaging 9.3 ppg and 7.5 rpg since moving into lineup...Grabbed 10 rebounds and had six points vs. No. 7 Wisconsin...Totaled 10 points and eight boards in just 17 minutes at Iowa...Enjoyed a strong effort vs. Michigan State, setting personal bests in points (15), rebounds (nine) and minutes (24)...Set or tied then-season highs in points (10), rebounds (eight) and blocked shots (two) at No. 3 Kansas on Dec. 10...Averaged 18.3 points, 14.1 rebounds and 3.1 blocks per game at The MacDuffie (Mass) School as a senior...His brother (Link Kabadyundi) played at TCU and is now at UT-Arlington.

**Career Bests:** Pts: 15 | Reb: 9 | Ast: 1 (4x) | Bl: 2 (3x) | Stl: 2**RETURNING TEAM STATS**

Pct. of scoring	45.8 (1,126/2,456)
Pct. of rebounds	51.9 (574/1,105)
Pct. of field goals made	47.0 (415/883)
Pct. of field goals attempted	48.3 (954/1,976)
Pct. of 3-point FG made	35.5 (78/220)
Pct. of 3-point FG attempted	40.1 (254/634)
Pct. of free throws made	46.4 (218/470)
Pct. of free throws attempted	47.2 (304/664)
Pct. of assists	52.6 (209/397)
Pct. of steals	51.6 (129/250)
Pct. of blocked shots	64.3 (72/112)
Pct. of minutes	52.4 (3,586/6,850)

NOTE: All statistics based on returning player stats and percentage of overall team totals from 2015-16.

**ACTIVE CAREER LEADERS (AS OF 2/10)**

Points	Tai Webster, 1,020
Rebounds	Tai Webster, 380
3-Pointers	Tai Webster, 71
Field Goals	Tai Webster, 349
Free Throws	Tai Webster, 251
Assists	Tai Webster, 263
Steals	Tai Webster, 123
Blocked Shots	Michael Jacobson, 51
Games Played	Tai Webster, 120
Games Started	Tai Webster, 76
Minutes Played	Tai Webster, 3,069

**EXPERIENCE CHART (AS OF 2/10)**

Totals	Career GP	GP at NU	Starts	Starts at NU	Cons.
Borchardt	8	8	0	0	-
Elradi	0	0	0	0	-
Fuller	49	49	1	1	-
Gill	67	12	1	1	-
Horne	22	22	0	0	-
Jacobson	58	58	49	49	49
Laws	10	6	0	0	-
McVeigh	57	57	15	15	-
Morrow	47	47	17	17	-
Palmer	72	0	5	0	-
Roby	24	24	4	4	-
Shultis	0	0	0	0	-
Taylor	55	24	29	14	14
Tshimanga	24	24	4	4	4
Watson	58	58	38	38	1
Webster	120	120	76	76	30
<b>Totals</b>	<b>671</b>	<b>509</b>	<b>239</b>	<b>219</b>	

**2016-17 TEAM LEADERS (\*INCLUDES TIES)**

**Double-Figure Scoring Games:** Webster 24; Watson 17; Morrow 7; Jacobson 7; McVeigh 6; Horne 4; Taylor 4; Gill 1; Tshimanga 2;

**10+ Rebounding Games:** ..... Morrow 5; Jacobson 4; Tshimanga 1

**Double-Doubles:** ..... Morrow 3; Jacobson 2

**20-Point Games:** ..... Watson 7; Webster 8; McVeigh 2

**Games Leading NU in Scoring:\*** ..... Webster 14; Watson 6; ..... McVeigh 3; Jacobson 1; Horne 1

**Games Leading NU in Rebounding:\*** ..... Jacobson 9; Morrow 8; Webster 5; Tshimanga 5; McVeigh 1; Taylor 2; Roby 1

**Games Leading NU in Assists:\*** ..... Webster 16; Watson 8; ..... McVeigh 1; Taylor 2; Jacobson 1

**Games Leading NU in Blocks\*** ..... Jacobson 10; Morrow 6; Roby 7; Tshimanga 5; McVeigh 4; Watson 3; Horne 1; Webster 1; Taylor 1;

**Games Leading NU in Steals\*** ..... Watson 9; Webster 7; Taylor 7; ..... McVeigh 3; Tshimanga 2; Roby 3; Jacobson 1





## 2016-17 BIG TEN STANDINGS (AS OF FEB. 7)

Team	B1G	Pct.	Overall	Pct.
Wisconsin	10-2	.833	21-4	.840
Maryland	9-3	.750	21-4	.840
Purdue	9-3	.750	20-5	.800
Northwestern	8-4	.667	19-6	.760
Michigan State	7-5	.583	15-10	.600
Minnesota	6-6	.500	18-7	.720
Michigan	6-6	.500	16-9	.640
Iowa	6-7	.462	14-12	.538
Penn State	6-7	.462	14-12	.538
Indiana	5-8	.385	15-11	.577
Ohio State	5-8	.385	15-11	.577
Nebraska	4-8	.333	10-14	.417
Illinois	4-9	.308	14-12	.538
Rutgers	2-11	.154	13-13	.500

## RECENT RESULTS/UPCOMING SCHEDULE

Feb. 9	Purdue 69, Indiana 64 Wisconsin 70, Nebraska 69 (OT)	
Feb. 11	Minnesota 72, Rutgers 63 Penn State 83, Illinois 70 Maryland 86, Ohio State 77 Michigan State 77, Iowa 66	
Feb. 12	Michigan 75, Indiana 63 Northwestern 66, Wisconsin 59	
Feb. 14	Rutgers at Purdue Ohio State at Michigan State Penn State at Nebraska	6 p.m. 8 p.m. 8 p.m.
Feb. 15	Maryland at Northwestern Indiana at Minnesota	6 p.m. 8 p.m.
Feb. 16	Wisconsin at Michigan	6 p.m.
Feb. 18	Nebraska at Ohio State Illinois at Iowa Michigan State at Purdue Rutgers at Northwestern	5 p.m. 1 p.m. 3 p.m. 5 p.m.
Feb. 19	Maryland at Wisconsin Michigan at Minnesota	Noon 6 p.m.
Feb. 21	Purdue at Penn State Northwestern at Illinois Indiana at Iowa	5 p.m. 7 p.m. 8 p.m.
Feb. 22	Michigan at Rutgers Minnesota at Maryland	5:30 p.m. 7:30 p.m.
Feb. 23	Nebraska at Michigan State Wisconsin at Ohio State	6 p.m. 8 p.m.

## PENN STATE PROBABLE STARTERS

No.	Name	Pos.	Yr.	Ht.	Wt.	G/GS	PPG	RPG	Other
10	Tony Carr	G	Fr.	6-3	198	26/26	12.5	4.6	3.9 apg
22	Shep Garner	G	Jr.	6-2	187	26/23	12.2	2.6	1.2 spg
23	Josh Reeves	G	So.	6-4	210	21/16	7.6	4.4	2.2 spg
11	Lamar Stevens	F	Fr.	6-7	218	26/26	12.3	5.7	1.7 apg
24	Mike Watkins	C	RFr.	6-9	246	26/17	9.5	8.2	2.6 bpg

## SCOUTING PENN STATE

Under sixth-year coach Patrick Chambers, Penn State comes to Lincoln riding a two-game win streak following wins over No. 21 Maryland and at Illinois last week. The Nittany Lions, who start only one upperclassman, have played better of late, going 3-2 in the last five contests with the only losses coming in a triple OT loss at Indiana and a two-point loss to Rutgers.

Penn State features a balanced offense with four players averaging double figures. Freshman Tony Carr leads PSU in both scoring (12.5 ppg) and assists (3.9 apg) while Lamar Stevens is at 12.3 ppg while also averaging 5.7 rebounds per game. Juniors Shep Garner (12.2 ppg) and Payton Banks (11.6 ppg) have been PSU's top 3-point shooters, as the pair has combined for 131 3-pointers. Mike Watkins handles the interior, as he averages a team-high 8.2 rebounds per game and is second in the Big Ten in blocked shots at 2.6 per game.

## SERIES HISTORY

Tuesday's game is the 14th meeting between the Huskers and Nittany Lions, and Penn State holds a 7-6 lead in the series. The two teams have split 10 meetings since Nebraska joined the Big Ten (NU is 5-4 in regular season; 0-1 in Big Ten Tournament). The Huskers are 4-0 in Lincoln against Penn State.

The teams played three times before Nebraska joined the Big Ten, a home-and-home series in 1980 and 1981 and in the second round of the 1995 NIT.

**Feb. 13, 2016:** Behind a career-high 35 points from Andrew White III, Nebraska posted a 70-54 win over Penn State. The Huskers took control with a 39-7 surge spanning both halves, turning a four-point deficit late in the first half into a 28-point lead.

Nebraska trailed 31-27 with 1:30 left in the half before seizing momentum by running off the final five points of the half, including a 3-pointer by Glynn Watson Jr. to beat the first half buzzer and give NU a 32-31 lead at the break. White took over in the opening minutes of the second half, keying a 12-2 spurt with 10 points, including a pair of 3-pointers that gave the Huskers a 44-33 lead. While White carried the offense, NU's defense held PSU to just two field goals in the first 13 minutes of the second half. The Huskers closed the spurt with 14 straight points, the last coming on a 3-pointer by Jack McVeigh with 7:19 left.

Brandon Taylor led Penn State (12-13, 3-9 Big Ten) with 14 points and four rebounds, as the Nittany Lions shot just 38 percent and committed 17 turnovers that led to 23 Husker points.

**Feb. 25, 2016:** Nebraska erased an 18-point second half deficit, but Shep Garner's free throw with 7.2 seconds left broke a 55-all tie, as the Huskers fell at Penn State 56-55 in State College.

The Huskers had an opportunity to win, but Shavon Shields jumper at the buzzer was off the mark. Shields, who had missed the last four games following a concussion, was outstanding in his return with a game-high 25 points on 10-of-17 shooting, but was the only Husker to finish in double figures.

Penn State was held to 39 percent shooting, but hit 11 3-pointers in picking up the victory, including five each from Brandon Taylor and Garner. Taylor finished with 19 points and 10 rebounds, while Garner led PSU with 22 points.

## SERIES HISTORY (Penn State leads 7-6)

- In Lincoln: Nebraska leads, 5-1  
At Pinnacle Bank Arena: Nebraska leads, 2-0
- In State College: Penn State leads 5-1  
Bryce Jordan Center: Penn State leads, 4-1
- In Big Ten Conference games: Nebraska leads, 5-4
- In Big Ten Tournament games: Penn State leads, 1-0

## Husker-Nittany Lion Superlatives

- Most consecutive wins (year ended): Nebraska 2 (2013); Penn State 2 (1981-1995; 2015)
- Most points scored: Nebraska, 80, at Lincoln, Neb., Feb. 20, 2014; Penn State, 68, at University Park, Pa., Feb. 11, 2012
- Highest combined score: 147, Nebraska, 80, Penn State, 67, at Lincoln, Neb., Feb. 20, 2014
- Biggest winning margin: Nebraska, 25, at Lincoln, Neb., Dec. 9, 1980; Penn State, 16, at University Park, Pa., Feb. 11, 2012

Date	Site	Rankings	Result	Neb.	PSU
12-9-80	H	-/-	W	75	50
12-21-81	A	-/-	L	58	60
3-21-95	H	-/-	L	59	65
1-11-12	H	-/-	W	70	58
2-11-12	A	-/-	L	51	67
1-19-13	A	-/-	W	68	64
2-9-13	H	-/-	W	67	53
1-23-14	A	-/-	L	54	58
2-20-14	H	-/-	W	80	67
2-7-15	A	-/-	L	43	56
3-11-15	N	-/-	L	65	68
2-13-16	H	-/-	W	70	54
2-25-16	A	-/-	L	56	55

## CAREER TOTALS VS. PENN STATE

Player	GP-GS	Min-Avg	FG-FGA	Pct	3FG-FGA	Pct	FT-FTA	Pct	Off	Def	Tot	Avg	PF	A	TO	Blk	Stl	Pts	Avg
Borchardt	1-0	2-2.0	0-0	.000	0-0	.000	0-0	.000	0	1	1	1.0	1	0	1	0	0	0	0.0
Fuller	2-0	19-9.5	2-5	.400	0-0	.000	0-0	.000	2	2	4	2.0	3	1	0	0	2	4	2.0
Jacobson	2-2	38-19.0	4-9	.444	0-1	.000	4-4	1.000	6	4	10	5.0	6	3	3	0	3	12	6.0
McVeigh	2-1	37-18.5	1-8	.125	1-3	.333	0-0	.000	2	3	5	2.5	1	0	3	1	0	3	1.5
Morrow Jr.	1-0	12-12.0	0-0	.000	0-0	.000	0-0	.000	1	1	2	2.0	2	0	0	4	0	0	0.0
Watson Jr.	2-1	49-24.5	6-14	.429	2-4	.500	0-0	.000	0	2	2	1.0	1	3	1	0	4	14	7.0
Webster	6-3	129-21.5	6-18	.333	1-6	.167	12-17	.706	4	15	19	3.2	12	14	11	1	9	25	4.2

## LAST TIME OUT

Michael Jacobson hit a 3-pointer with less than a second remaining in regulation to push No. 7 Wisconsin to overtime, but the Badgers held on in the extra frame to defeat the Huskers 70-69.

The two teams traded baskets in overtime with Nebraska (10-14, 4-8) leading 67-64 with 1:44 left, but could not hold on. Bronson Koenig's 3-pointer off the glass tied the score with 1:27 left, but Tai Webster's two free throws with 1:17 left gave the Huskers a two-point lead. Wisconsin, which got the ball back with 42 seconds left, had one final chance and would come through, as Nigel Hayes hit a 3-pointer with 18 seconds remaining and NU clinging to a two-point lead to give the Badgers the final margin. Hayes was just 1-of-9 from long distance in Wisconsin's previous three games before hitting the game-winner.

Tai Webster led the Huskers with 19 points, his 25th-consecutive game in double figures dating back to last season. Glynn Watson chipped in 15 points, while Jacobson added 10. Ed Morrow Jr., playing in his first game since Jan. 8 after dealing with a right foot injury, paced the Big Red with 13 rebounds, while Jordy Tshimanga added a career-high 10 boards.

## WORTH NOTING

► Tai Webster is one of only two power conference players in the country currently averaging 17.0 points, 4.75 rebounds and 3.75 assists per game. The other is Washington's Markelle Fultz, who is listed as the top prospect on Draft Express' 2017 draft board.

► To put Tai Webster's season averages (18.0 ppg; 4.9 rpg; 4.1 apg) in perspective, only one other Big Ten player - Michigan's Derrick Walton Jr. - is currently averaging 14.0 ppg, 4.0 rpg and 3.0 apg this season.

► Nine of the Huskers' 12 Big Ten games this season have been decided by eight points or less, including seven games by four points or less. In seven of its eight Big Ten losses, Nebraska has been within five points in the last five minutes.

► The Huskers have played a trio of one-point games in Big Ten play, as the three one-point games are the most since 2010-11. It is the 15th time in school history that NU has played at least one-point games in a season.

► Nebraska has controlled the board since inserting Jordy Tshimanga into the lineup four games ago. NU is +7.8 on the boards in that stretch, a feat which is more impressive when you consider that NU has faced three of the top five teams in the Big Ten in rebounding margin, two teams (Wisconsin and Purdue) which are in the top-10 nationally in rebounding margin.

► Nebraska's strength of schedule leads the country according to the NCAA (also top 4 in both KenPom and Sagarin) as of Monday. The Huskers have already played 11 games against teams currently rated in the top-50 nationally of the RPI, trailing only Baylor (13) and Notre Dame (12). In addition, NU has played 15 games against teams currently rated in the top-100 nationally, while every remaining team on NU's regular-season schedule is in the top-100 of the RPI.

► Tai Webster has reached double figures in 25 straight games dating back to last year. Over the last two decades, the only Huskers with longer double-figure streaks are Tyrone Lue (36, 1996-97 and 1997-98) and Terran Petteway (30, 2013-14 and 2014-15).

► The Huskers regained the services of Ed Morrow Jr. against Wisconsin after missing seven games with a foot injury. Morrow is third on the team in scoring (9.8 ppg) while pacing the Huskers in rebounding (8.2 rpg) and blocked shots (1.4 bpg).

► The nine-point deficit NU overcame against Purdue on Jan. 29 was the third time in Big Ten play the Huskers have come back from trailing by at least seven points (7 at Indiana; 13 at Maryland; 9 vs. Purdue).

The Jan. 1 comeback over Maryland marked the fifth time that Nebraska has overcome a double-digit deficit under Tim Miles, but the first one on the road. The 13-point deficit NU overcame was its largest away from home since overcoming a 13-point deficit at Texas Tech in a 61-59 win on Feb. 6, 2007. That is the only other time in the last 15 years NU has overcome a double-digit deficit on the road.

► This year was the first time since the 1975-76 season that the Huskers have won three straight to open conference play and just the seventh time since the end of World War II that NU has gotten off to a 3-0 start or better in the league.

► Nebraska added a player to its roster on Jan. 29, as sophomore forward Tanner Borchardt returned to the program. A walk-on from Gothenburg, Neb., the 6-foot-8, 275-pound forward played in eight games last year, totaling six points and nine rebounds in 28 minutes. He will wear No. 41.

## POSTGAME NOTES

- Nebraska fell to 2-4 against ranked teams and saw its two-game win streak snapped against ranked foes.
- Three of Nebraska's eight Big Ten losses are by one point.
- Tai Webster scored 19 points, the 25th-consecutive game the senior has scored in double figures, dating back to last season.
- Ed Morrow Jr. made his first appearance for Nebraska since Jan. 8, as he missed the last seven games with a foot injury. Morrow finished with a game-high 13 rebounds, his sixth double-figure rebounding effort of the season.
- Jordy Tshimanga gathered a career-high 10 rebounds and has totaled eight or more rebounds in each of his last three games.
- Isaiah Roby tied his career high with eight rebounds (also vs. Ohio State).

## POWER CONF. PLAYERS W/ 17PPG, 5.0 RPG, 4.0 APG

Player	School	PPG	RPG	APG
Markelle Fultz	Washington	23.2	6.0	6.0
Tai Webster	Nebraska	18.0	4.9	4.1

## MOST ONE-POINT GAMES

No	Year	1 Pt. Games
1.	1961-62	7
2.	2000-01	5
3.	1974-75, 1983-84, 2010-11	4
6.	9 Times (including 2016-17)	3

## JORDY'S REBOUNDING IMPACT

Category	RPG	Margin
First 20 Games	38.4	+1.2
Last 4 Games	40.7	+7.8

## THE ED EFFECT IN BIG TEN PLAY

Category	PPG	FG Pct.	Opp. FG Pct.
With Morrow	76.4	.440	.417
W/O Morrow	70.0	.419	.465

## DOUBLE-FIGURE COMEBACK UNDER MILES

Year	Opponent	Deficit
2012-13	Iowa	19 points
2013-14	Indiana	16 points
2014-15	Omaha	16 points
2016-17	at Maryland	13 points
2015-16	Rhode Island	11 points

## HUSKERS ON THE RADIO

The Husker IMG Sports Network, in its 21st year of producing and marketing the live broadcasts of University of Nebraska Athletics, extended and expanded its agreement with the University on June 13, 2008. Under the agreement, IMG College's Husker IMG Sports Marketing manages and markets all rights associated with the radio programming, Coaches' TV and radio shows, program sales, in-venue signage, sponsorship inventory, and publication printing rights.

Kent Pavelka returns behind the microphone to handle his 30th overall season calling Husker hoops in 2016-17. Pavelka previously called Nebraska basketball for two long stints between 1974 and 1996 before returning to the Husker basketball play-by-play chair prior to the 2006-07 season. A six-time winner of the Nebraska Sportscaster-of-the-Year Award, Pavelka also handled color analyst duties on NU football broadcasts from 1974 to 1983, and was the play-by-play announcer from 1983 to 1996. Pavelka was honored in January 2009 with the Bud Cuca Special Merit Award given by the Nebraska Basketball Hall of Fame for his contributions to the NU men's basketball program.

Alongside Pavelka as color analyst will be Matt Davison, who played both basketball and football for the Huskers. He is beginning his 12th season on the basketball broadcast team and also handles color commentary on the Nebraska football radio broadcasts along with appearances on Sports Nightly. Former Husker point guard Jake Muhleisen will join the broadcast team for select broadcasts. Muhleisen was a three-year captain for the Big Red from 2004-06.

## 2016-17 HUSKER SPORTS NETWORK AFFILIATES

Ainsworth .....	KBRB-AM.....	1400
Alliance .....	KCOW-AM .....	1400
Broken Bow .....	KBBN-FM.....	95.3
Chadron .....	KCSR-AM .....	610
Columbus .....	KJSK-AM.....	900
Cozad .....	KAMI-AM .....	1580
Falls City.....	KTNC-AM .....	1230
Fremont .....	KFMT-FM.....	105.5
Grand Island .....	KRGI-AM .....	1430
Hastings .....	KHAS-AM .....	1230
Hiawatha, Kan. ....	KLZA-FM.....	101.3
Holdrege .....	KUVR-AM .....	1380
Imperial .....	KADL-FM .....	102.9
Kearney .....	KGFV-AM .....	1340
Lexington .....	KRVN-AM .....	880
Lincoln .....	KLIN-AM.....	1400
McCook .....	KSWN-FM.....	93.9
Nebraska City.....	KNCY-AM.....	1600
Norfolk.....	KNEN-FM .....	94.7
North Platte .....	KODY-AM .....	1240
North Platte .....	KXNP-FM .....	103.5
Omaha .....	KXSP-AM .....	590
Scottsbluff .....	KNEB-AM .....	960
Sidney .....	KSID-AM .....	1340
Superior .....	KRFS-AM .....	1600
Superior .....	KRFS-FM.....	103.9
Valentine .....	KVSH-AM .....	940

Fans around the world can listen to Husker athletic events on the Internet at Huskers.com, on the Official Husker App for iOS and Android and on TuneIn Radio and the TuneIn Radio App. Select games are also available on SiriusXM Radio.

## AP TOP 25 (FEB. 13)

No	Team (1st)	Record	Points
1	Gonzaga (60)	26-0	1,620
2	Villanova (5)	24-2	1,564
3	Kansas	22-3	1,493
4	Baylor	22-3	1,394
5	Arizona	23-3	1,301
6	UCLA	23-3	1,276
7	Oregon	22-4	1,229
8	Louisville	20-5	1,204
9	West Virginia	20-5	1,012
10	North Carolina	21-5	1,005
11	Wisconsin	21-4	868
12	Duke	20-5	857
13	Kentucky	20-5	854
14	Virginia	18-6	825
15	Florida	20-5	717
16	Purdue	20-5	682
17	Florida State	21-5	665
18	Cincinnati	22-3	634
19	SMU	22-4	415
20	Creighton	21-4	298
21	South Carolina	20-5	296
22	Saint Mary's	22-3	269
23	Maryland	21-4	136
24	Butler	19-6	129
25	Notre Dame	19-7	122

**Others receiving votes:** Wichita State 87, Xavier 72, Northwestern 60, USC 16, VCU 14, Dayton 4, Middle Tennessee 3, Monmouth 2, Oklahoma State 1, Vermont 1

## USA TODAY COACHES (FEB. 13)

No	Team (1st)	Record	Points
1	Gonzaga (29)	26-0	797
2	Villanova (3)	24-2	770
3	Kansas	22-3	735
4	Baylor	22-3	665
5	UCLA	23-3	636
6	Arizona	23-3	620
7	Louisville	20-5	607
8	Oregon	22-4	581
9	North Carolina	21-5	511
10	Wisconsin	21-4	494
11	Kentucky	20-5	456
12	West Virginia	20-5	448
13	Florida	20-5	371
14	Duke	20-5	367
15	Virginia	18-6	363
16	Purdue	20-5	318
17	Cincinnati	22-3	312
18	Florida State	21-5	268
19	South Carolina	20-5	198
20	Notre Dame	19-7	167
21	Saint Mary's	22-3	131
22	Creighton	21-4	130
23	SMU	22-4	127
24	Maryland	21-4	90
25	Butler	19-6	80

**Others receiving votes:** Xavier 56, Northwestern 27, USC 24, Wichita State 19, Dayton 8, Kansas State 7, Miami 7, Middle Tennessee 6, New Mexico State 2, Akron 2

## TAKING ON THE BEST

Not only have the Huskers faced one of the most difficult schedules in the country, but have also faced many of the nation's top players. The Huskers have faced 10 of the 25 players on the Wooden Award midseason watch list.

Senior Tai Webster has played his best against some of the best guards in the country. In four games against Wooden Award candidate guards - Lonzo Ball (UCLA), Melo Trimble (Maryland), Maurice Watson Jr. (Creighton) and Frank Mason III (Kansas) - Tai Webster has put up similar numbers to the more heralded players.

## YOUTH MOVEMENT

With seven freshmen and sophomores in the Huskers' nine-man rotation, it is not surprising that most of the scoring and minutes have come from the underclassmen this season. Entering Tuesday's game with Penn State, 66 percent of NU's minutes and 65 percent of NU's points have come from the freshmen and sophomore classes. In Big Ten play, the Husker freshman have taken on an increased burden, managing 21 percent of NU's minutes and 19 percent of the team's scoring.

Class	Pct. of Minutes	Pct. of Points	B1G Pct. of Minutes	B1G Pct. of Points
Senior	17.4%	25.4%	18.1%	26.1%
Juniors	16.8%	9.6%	16.7%	8.8%
Sophomores	47.6%	48.7%	43.8%	46.4%
Freshmen	18.3%	16.3%	21.4%	18.6%

## TAI 1K

Senior Tai Webster became the 28th member of the 1,000-point club on Feb. 5, at Iowa. The 6-foot-4 guard became the third player under Head Coach Tim Miles to reach 1,000 points at Nebraska, joining Shavon Shields and Terran Petteway.

- ▶ Webster is the second player from outside the United States to join the list, joining Aleks Maric.
- ▶ Webster has accounted for most of his points in the past two seasons, as he had just 244 points in his first two seasons at Nebraska.
- ▶ He has nine 20-point games in 2016-17, but has scored 25 or more points once in his career (at Michigan on Jan. 14).
- ▶ Webster has 1,020 career points and is 36 points away from tying Herschell Turner for 27th place on NU's career scoring list.

## TAI TAKES OVER

Senior Tai Webster has emerged as one of the Big Ten's top guards in 2016-17. The Auckland, New Zealand, native comes into the week averaging 18.0 points, 4.9 rebounds, 4.1 assists and 1.3 steals per game.

- ▶ He is one of eight players in Division I currently averaging 17.0 points, 4.75 rebounds and 3.75 assists per game. Among power conferences, he joins Markelle Fultz (Washington) as the only players currently at those plateaus.
- ▶ Webster is among the Big Ten leaders in scoring (third), steals (sixth) and assists (sixth).
- ▶ Webster is one of three players in the top-10 in both scoring and assists (also Minnesota's Nate Mason and Michigan's Derrick Walton Jr.) and is also one of only three in the top 10 in both steals and assists (Minnesota's Nate Mason and Maryland's Anthony Cowan).
- ▶ Webster is making a strong bid to join an elite club of Big Ten players. Since 1993-94, only eight Big Ten players have finished the season averaging 17.0 points, 5.0 rebounds and 4.0 assists per game, a list which includes D'Angelo Russell, Michael Finley, Evan Turner and Denzel Valentine among others.
- ▶ In Big Ten play, Webster is second in the Big Ten in scoring at 19.0 points per game, which is on pace to be the highest scoring average in conference play since Tyrone Lue averaged 21.8 points per game in 1997-98. In over 100 years, only five Huskers have led the league in scoring during conference action.
- ▶ Webster has been exceptional against the Huskers best foes, as he is averaging 19.3 points, 4.8 rebounds, 4.8 assists and 1.7 steals per game in NU's six games against ranked opponents this season.
- ▶ He leads the Huskers with nine 20-point games, highlighted by career bests in both points (28) and rebounds (nine) at Michigan on Jan. 14. Prior to this season, he had just two 20-point games in three seasons.
- ▶ He is the only Husker to score double figures in each of NU's 24 contests in 2016-17 and has been in double figures in 25 straight games dating back to last season.
- ▶ Webster earned his first-ever Big Ten Player of the Week award on Jan. 2, as he averaged 19.5 points, 3.5 assists, 3.0

## TAI vs. WOODEN AWARD CANDIDATES

Year	PPG	FG Pct.	RPG	APG	SPG
Webster	19.8	.446	4.3	5.3	2.0
Woodens	18.5	.472	3.8	6.0	0.3

## TRACKING TAI OVER THE YEARS

Year	PPG	FG Pct.	3Pt Pct.	RPG	APG
Fr. + So.	3.9	.300	.207	2.0	1.6
Junior	10.1	.474	.350	4.1	1.9
Senior	18.0	.431	.308	4.9	4.1

## CONFERENCE SCORING CHAMPIONS (Since 1911-12)

Year	Player	PPG
1912-13	Clinton Underwood	
1929-30	Dan Maclay	11.2
1948-49	Claude Retherford	12.4
1980-81	Andre Smith	19.5
2013-14	Terran Petteway	18.2

## B1G PLAYERS W/ 17.0 PPG; 4.0 RPG and 4.0 APG since 1993-94

Player (School)	Year	PPG	RPG	APG
D'Angelo Russell (OSU)	2014-15	19.3	5.7	5.0
Brian Evans (IU)	1995-96	21.2	7.1	4.1
Evan Turner (OSU)	2009-10	20.4	9.2	6.0
Denzel Valentine (MSU)	2015-16	19.2	7.5	7.8
Talor Battle (PSU)	2009-10	18.5	5.3	4.2
Manny Harris (UM)	2009-10	18.1	6.0	4.1
Michael Finley (UW)	1994-95	20.5	5.2	4.0
Pierre Pierce (Iowa)	2004-05	17.8	5.2	4.2
<b>Tai Webster (NEB)</b>	<b>2016-17</b>	<b>18.0</b>	<b>4.9</b>	<b>4.1</b>

*Sports Reference*



steals and 3.0 rebounds per game in helping NU to wins over No. 16 Indiana and Maryland. He keyed NU's comeback at Maryland with 18 points, including the Huskers' final seven points, in a 67-65 win.

► He turned in a strong performance at the Wooden Legacy, averaging 19.3 points, 5.7 rebounds and 4.0 assists in three games. Webster had 19 points, seven rebounds and seven assists vs. No. 14 UCLA and had 23 points and eight rebounds against Virginia Tech.

### WATSON IS POINT OF IT ALL

Glynn Watson Jr. has continued his emergence as one of the best young guards in the Big Ten. The 6-foot sophomore enters the Penn State game averaging 14.0 points, 2.6 assists and 1.8 steals per game. Watson comes from a basketball family, as his older brother Demetri McCamey was a first-team All-Big Ten performer at Illinois, but Watson has quickly made his own name at Nebraska.

► Watson is second on the team in scoring and assists and ranks among the conference leaders in scoring (12th) and steals (third).

► In Big Ten action, Watson is 12th in the Big Ten in scoring (15.3 ppg) and is also among the Big Ten leaders in steals (1.8 3rd), 3-pointers per game (2.2, 7th) and 3-point percentage (.464, 9th). Most of Watson's numbers have improved since the start of conference action.

► Reached double figures 17 times this season, including seven 20-point efforts. His most recent 20-point effort came at Michigan on Jan. 14, when he had 20 of his 22 points in the second half.

► Saw a streak of six straight games in double figures end at Iowa, as he played just 18 minutes because of a groin injury. It was the longest streak of his career. Watson has been in double figures in 12 of the past 14 contests dating back to Dec. 18.

► Carried the Huskers with a career-high 34-point effort against Iowa on Jan. 5. In that game, Watson went 11-of-18 from the field, including a blistering 7-of-8 shooting from 3-point range. His seven 3-pointers was one off NU's single-game record, while his .875 percentage was the fourth-highest total in school history.

► Keyed NU's win over No. 16 Indiana with 26 points, five steals and four assists, as he had 19 second-half points.

► Paced NU with 20 points, matched his career high with six rebounds and added four steals and four assists at Clemson.

► Scored a then-career high 27 points on 10-of-18 shooting against No. 14 UCLA, scoring 21 of his 27 points in the second half as Nebraska rallied back and cut a 15-point deficit to two.

► Keyed NU's win over Dayton with 20 points, a career-high five steals and three assists while hitting a pair of game-winning free throws with 8.8 seconds left when the Huskers trailed 78-77.

► Opened the season with a then-career-high 23 points along with six assists and five rebounds in NU's win over Sacramento State on Nov. 13.

► Has eight games with at least three steals, including three games where he had a career-high five steals (Dayton, Virginia Tech, Indiana).

► If Watson can keep up this pace, he can threaten to become just the sixth Husker to average at least two steals per game, joining Cookie Belcher, Erick Strickland, Eric Johnson, Venson Hamilton and Brian Carr.

As a freshman, Watson played in all 34 games and made 16 starts for the Huskers. He averaged 8.6 points per game and was in double figures 15 times.

► Watson was one of five Husker freshmen to finish his initial campaign on NU's top-10 list for both freshmen points and assists, joining Eric Piatkowski (1991), Tyronn Lue (1996), Cookie Belcher (1997) and Jake Muhleisen (2002).

► His 2.44-to-1 assist-to-turnover ratio in 2015-16 was the best by a Husker guard in nearly a decade and the fourth-best over the last 30 years.

### TAKING ON A CHALLENGING SCHEDULE

Nebraska has faced a daunting 2016-17 non-conference schedule. The Huskers are 10-14 on the season and have played the toughest schedule in the country according to the NCAA's RPI as of Feb. 11.

► Nebraska's non-conference schedule ranks fifth nationally as of Feb. 11 and was the hardest in the Big Ten.

► The Huskers' Division I opponents are a combined 321-165, as the .660 winning percentage is first nationally.

► In December, Nebraska completed a week where the Huskers played consecutive top-10 teams in non-conference play for the first time in program history (No. 10 Creighton, No. 3 Kansas).

### HUSKERS LOOK FOR OFFENSIVE CONSISTENCY

After the Gardner-Webb game in December, the Huskers have reworked their offensive playbook. Despite having one senior and one junior in the primary rotation, NU has averaged 73.3 points per game over the last 13 games despite missing Ed Morrow Jr. and Anton Gill for significant stretches because of injuries.

#### WATSON ON NU SOPHOMORE LISTS

Category	Total	Rank	To Reach 10th
Scoring Avg.	14.0	8th	-
Points	335	-	47
3-Pointers	39	9th	-
Steals	44	6th	-
Assists	62	-	34

#### RAISING HIS GAME IN B1G PLAY

Category	Non-Conf.	B1G
Scoring Avg.	12.6	15.3
Assist/Gm	2.8	2.4
Steals/Gm	1.9	1.8
Rebounds/Gm	3.0	2.8
Assist-to-Turnover Ratio	1.57	1.71

#### NCAA STRENGTH OF SCHEDULE (as of Feb. 11)

No.	School	Non Con SOS
1.	Nebraska	5
2.	Baylor	6
3.	Louisville	10
4.	Xavier	13
5.	Tennessee	8

#### IMPROVED OFFENSE

Games	PPG	FG Pct.	3Pt Pct.
First 11 games	68.1	.408	.290
Last 13 games	73.3	.431	.352



### NEBRASKA BASKETBALL RADIO SHOW

For the fourth straight season, the Nebraska basketball radio show will air from Buffalo Wings and Rings in the Railyard, across the street from Pinnacle Bank Arena. Join the Husker coaching staff and Greg Sharpe for a live remote on the following days during the season. Fans who attend the show will have a chance to win prizes, including tickets to upcoming basketball games and gift certificates to Buffalo Wings and Rings.

### LIVE SCHEDULE FROM BUFFALO WINGS & RINGS

Date	Day	Time
Nov. 2	Wednesday	7-8 p.m.
Nov. 21	Monday	7-8 p.m.
Nov. 28	Monday	7-8 p.m.
Dec. 5	Monday	7-8 p.m.
Dec. 12	Monday	7-8 p.m.
Dec. 19	Monday	7-8 p.m.
Jan. 11	Wednesday	7-8 p.m.
Jan. 16	Monday	7-8 p.m.
Jan. 23	Monday	7-8 p.m.
Jan. 30	Monday	7-8 p.m.
Feb. 6	Monday	7-8 p.m.
Feb. 13	Monday	7-8 p.m.
Feb. 20	Monday	7-8 p.m.
Feb. 27	Monday	7-8 p.m.
March 6	Monday	7-8 p.m.
March 13	Monday	7-8 p.m.



### BANK OF THE WEST HUSKER BASKETBALL SHOW

Get an all-access pass inside the Husker basketball program on the Bank of the West Nebraska Basketball Show. Join Head Coach Tim Miles and host Greg Sharpe each week for an in-depth behind-the-scenes look at Nebraska basketball with player features and much more. Check local listings for the channel on your cable or satellite service. The 30-minute show will air across the state beginning on Sunday night on the following stations and on HuskersNside.

### NEBRASKA BASKETBALL TV SHOW SCHEDULE

Station	Location	Day (Time)
KOLN/KGIN	Lincoln/Grand Island	Sunday (10:35 p.m.)
KNPL	North Platte	Sunday (10:35 p.m.)
KMTV	Omaha	Sunday (11 p.m.)
Fox Sports Midwest	Midwest	Monday (1 p.m.)

## HUSKERS HAVE 20-20 VISION

For the 18th time under Tim Miles and fifth time this season, the Huskers had multiple 20-point scorers in a game on Jan. 14, as Tai Webster (28) and Glynn Watson Jr. (22) scored at least 20 points in the loss to Michigan. NU is now 13-5 under Miles when having two players score at least 20 points per game. Prior to Miles' arrival in 2012-13, the feat had not happened at Nebraska since 2007.

## DOUBLE 20-POINT GAMES IN 2016-17

Glynn Watson Jr. (23) & Tai Webster (20) Sacramento St.  
Tai Webster (23) & Jack McVeigh (21) Louisiana Tech  
Glynn Watson (26) & Tai Webster (21) at Indiana  
Glynn Watson (34) & Tai Webster (23) Iowa  
Tai Webster (28) & Glynn Watson Jr. (22) at Michigan

## HUSKERS PLAYING PROFESSIONALLY

Entering the 2016-17 season, 20 former Huskers are playing professionally. The list includes 2016 senior Shavon Shields, who spent time with the Orlando Magic Summer League Team, and Terran Petteway, who was with the Milwaukee Bucks during the Las Vegas Summer League in 2016.

Player	Years at NU	Current Team (Country)
Shavon Shields	2013-16	Fraport (Germany)
Terran Petteway	2014-15	Flexx Pistoria (Italy)
Walter Pitchford	2014-15	Olimpi Tbilisi (Georgia)
David Rivers	2012-15	Rostock (Germany)
Leslee Smith	2014-15	Bristol (England)
Ray Gallegos	2010-14	Jefes (Mexico)
Brandon Ubel	2010-13	Brussels (Belgium)
Dylan Talley	2012-13	BBC Arantia (Luxembourg)
Toney McCray	2009-12	Anwil (Poland)
Caleb Walker	2011-12	Evreux (France)
Jorge Brian Diaz	2010-12	Hebraica (Uruguay)
Lance Jeter	2010-11	Donar (Holland)
Christian Stanhardinger	2010-11	Vechta (Germany)
Ryan Anderson	2007-10	London (Canada)
Sek Henry	2007-10	Pau Lacq-Orthez (France)
Aleks Maric	2005-08	Sydney (Australia)
Jason Dourisseau	2003-06	Donar (Holland)
Kris Douse	2007	Westfalen (Germany)
Steffon Bradford	2000-01	St. Vallier (France)
Kimiani Ffriend	2000-01	Okk Beograd (Serbia)

## AKENTEN SIGNS WITH NEBRASKA

Nebraska Men's Basketball Coach Tim Miles announced on Nov. 10 that Nana Akenten (pronounced uh-ken-ten) has signed a National Letter-of-Intent to attend the University of Nebraska and play basketball for the Huskers beginning in the 2017-18 season.

Akenten, a 6-foot-6, 200-pound guard from Bolingbrook, Ill., is considered one of the top players in the state of Illinois after leading Bolingbrook High School to a 16-9 record in 2015-16 for Coach Rob Brost. He was rated one of the top-10 players in the state of Illinois by PrepHoops.com earlier this fall.

As a junior, he helped BHS to the Class 4A regional championship game as the team replaced four starters from the previous year. Akenten averaged 14.0 points, 6.9 rebounds and 1.0 steals per game while shooting 46 percent from the field. For his efforts, he was a special-mention Class 3A/4A all-state selection, a first-team all-area selection and a first-team All-SouthWest Suburban Conference Blue Division honoree. As a sophomore, he played an instrumental role in helping Bolingbrook to a 25-9 record and a third-place finish at the Class 4A State Tournament, marking the school's first-ever state tournament appearance.

► Since the loss to Gardner-Webb on Dec. 18, the Huskers have averaged 73.3 points per game, cracking the 80-point mark five times.

► Nebraska is seventh in scoring offense in conference play at 72.7 points per game after entering Big Ten play 14th in scoring offense.

► NU is also ninth in field goal percentage (.429) and seventh in 3-point percentage (.355) after entering conference play 14th in both categories.

► For the Husker offense, 70 points has been a magic number in recent years, as Nebraska is 44-12 (.785) in Miles' four-plus seasons at NU, including 8-4 this season.

► The Huskers are 21-3 under Miles when scoring at least 80 points following the 83-80 win over Purdue on Jan. 29. NU is 6-1 this season when scoring 80 points and are 14-2 over the last two years when reaching 80 points.

► In 2015-16, Nebraska averaged 72.2 points per game, the highest total since the 1996-97 team averaged 72.9 points per game. It marked the first time since 2003-04 that Nebraska averaged over 70 points per game.

## MORROW ENJOYS BREAKOUT SEASON

Sophomore Ed Morrow Jr. has enjoyed a breakout season. One of the "Five Most Improved Players" in the Big Ten by BTN analyst Shon Morris, Morrow has raised his scoring average from 4.1 points to 9.8 points per game on 54 percent shooting, while pacing the Huskers in rebounds (8.2) and blocked shots (1.4).

► Morrow saw his first action since Jan. 8 against No. 7 Wisconsin, finishing with 13 rebounds - his highest total in a conference game - and five points in 26 minutes of work. He had missed NU's previous seven games because of a foot injury.

► Morrow's 8.2 rebounds per game was on pace to be the highest average by a Husker sophomore since Venson Hamilton averaged 8.4 caroms per outing in 1996-97. Only seven Husker sophomores since the 1953-54 season have averaged at least eight rebounds per game.

► Reached double figures seven times this year after reaching double figures just four times in 2015-16.

► Earned his third double-double of the season with 12 points, 10 rebounds and five blocked shots in the win over No. 16 Indiana on Dec. 28. In that game, Morrow had two big offensive putbacks in the final two minutes to preserve NU's lead.

► Grabbed a career-high 18 rebounds vs. Gardner-Webb on Dec. 18. It was the highest total by a Husker since the 2006-07 season. He also matched his then-career high with four blocked shots in the game.

► Turned in a strong effort at No. 3 Kansas, finishing with 16 points on 7-of-10 shooting and seven rebounds.

► Earned his second career double-double at Clemson on Nov. 30, grabbing a then-career-high 12 rebounds and adding 10 points and three blocked shots.

► Collected his first career double-double against Dayton, scoring 19 points on 9-of-11 shooting and grabbing 10 rebounds in the 80-78 win.

► Morrow's mother, Nafeesah Brown, was a standout basketball player for the Huskers in the mid-1990s, as she averaged 16.3 points and 8.6 rebounds per game during her Husker career. As a senior, she averaged 20.2 points and 10.1 rebounds per game in earning first-team All-Big Eight honors.

## HUSKERS LOOK TO RELY MORE ON INSIDE GAME

Without Ed Morrow Jr. for the past month, the Huskers have relied on sophomore Michael Jacobson and freshman Jordy Tshimanga to handle the bulk of the time on the interior.

Jacobson has started the last 49 games for the Huskers dating back to last season. In 2015-16, he became the first Husker freshman to start every conference game since Cookie Belcher in 1996-97. This season, Jacobson is averaging 6.5 points, 6.8 rebounds and 1.0 blocked shots per game.

► Has played some of his best basketball in conference play, as he is averaging 7.3 points per game and ranks eighth in the Big Ten with 7.7 rebounds per contest. Jacobson also leads the Big Ten in offensive rebounding, averaging nearly 4.4 offensive rebounds per game.

► Jacobson posted his seventh double-figure scoring effort of the season with 10 points at Wisconsin, hitting a game-tying 3-pointer with 0.3 seconds left in regulation.

► Played a key role in the Huskers' win over No. 20 Purdue on Jan. 29 despite battling the flu, totaling nine points, seven rebounds and two assists, while his steal in the final minute set up NU's go-ahead basket.

► Recorded his second double-double of the season vs. Northwestern on Jan. 8 with 12 points and 10 rebounds.

► Keyed the win over Iowa on Jan. 5 with seven points, a career-high 13 rebounds and three blocked shots.

► Nearly posted a double-double in the win over Maryland, finishing with 10 points on 4-of-5 shooting and a game-high nine rebounds.

► Jacobson recorded his first career double-double against South Dakota on Dec. 3, finishing with 11 points and setting career bests in both rebounds (10) and assists (five). He also hit a pair of 3-pointers in the win.

Tshimanga gives the Huskers additional size in the post, as he checks in at 6-foot-11, 275-pounds. As a high school senior, he averaged 18.3 points, 14.1 rebounds and 3.1 blocks per game at The MacDuffie School.

As a freshman, he is finding his way and comes into Tuesday's game with Penn State averaging 4.6 points and 3.7 rebounds per game.

► Has moved into the starting lineup the last four games, and is at 9.3 points on 48 percent shooting and a team-high 7.5 rebounds per game.

► Grabbed a career-high 10 rebounds, including five offensive boards, in just 14 minutes vs. No. 7 Wisconsin.

► Played just 17 minutes at Iowa, but made an impact with 10 points and a team-high eight rebounds.

### PEAKING IN BIG PLAY

Games	PPG	RPG
Non-Conf.	5.8	5.8
B1G	7.3	7.7

### JORDY'S IMPROVEMENT

Games	PPG	FG Pct.	RPG
1st 4 B1G	1.0	.222	2.3
Last 7 B1G	7.5	.512	4.5



► Put together his best offensive effort of the season vs. Michigan State on Feb. 2, totaling 15 points on 5-of-7 shooting and nine rebounds in 24 minutes, setting season bests in points, rebounds and minutes.

► Enjoyed a strong performance at No. 3 Kansas on Dec. 10, where he established then-season bests in points (10), rebounds (eight) and blocked shots (two) in 19 minutes of work.

### AUSSIE AUSSIE AUSSIE, OI OI OI

After falling out of the rotation during the first part of conference play, sophomore Jack McVeigh has found his niche as a scorer off the bench for the Huskers. McVeigh, a 6-foot-8 sophomore from Cabarita Beach, Australia, is averaging 7.5 points per game, but has averaged 9.9 points per game over the last nine contests. McVeigh, a valuable floor spacer with his ability to knock down 3-pointers, started at Iowa because of Glynn Watson's injury and led the Huskers with 16 points.

► His best performance of the season came in the Huskers' win over No. 20 Purdue where he tied his career high with 21 points, including four 3-pointers, and added two blocked shots.

► At Rutgers on Jan. 21, McVeigh nearly led the Huskers to victory, hitting four 3-pointers in the second half, including three in a two-minute span to erase a deficit and put the Huskers up 64-59.

► He provided a spark against Northwestern, as his 3-pointer, his first make in a six-game span, triggered a 14-1 run to end the first half for the Huskers.

McVeigh started NU's first 10 games and averaged 7.8 points per game before playing just 16 minutes in a four-game stretch between Dec. 20 and Jan. 5.

► Against South Dakota on Dec. 3, led NU with a game-high 16 points and grabbing six rebounds.

► He posted his first career 20-point effort in Nebraska's win over Louisiana Tech on Nov. 19, scoring 16 of his 21 points in the second half against the Bulldogs. He went 6-of-11 from the field, including four 3-pointers, and added five rebounds and a pair of steals.

► McVeigh attended the Australian Institute of Sport, a program which has produced numerous NBA players, as well as former Husker Olympian Aleks Maric.

### FRESHMEN FINDING ROLES

Nebraska's three-member freshmen class of Jordy Tshimanga, Isaiah Roby and Jeriah Horne have all found ways to make contributions for the Huskers this season. Both Tshimanga, who was highlighted earlier in the notes, and Roby have played in all 24 games, while Horne has appeared in 21 contests.

Horne has developed into a valuable scoring threat off the bench, averaging 4.4 points per game. He has seen significant action since mid-December, averaging 6.9 points and 3.1 rebounds per game over NU's last 13 contests dating back to Dec. 18. He is also shooting 44 percent from the field in that stretch.

► Horne provided a major spark in Nebraska's win over No. 20 Purdue on Jan. 29, with 17 points on 7-of-12 shooting and a season-high seven rebounds in 24 minutes. It marked his fourth double-figure effort since Dec. 20, and NU is unbeaten in those contests.

► Has been in double figures three times in Big Ten play, coming off the bench to score 11 against Indiana and he chipped in 12 points and adding three boards in a season-high 27 minutes in the double OT win over Iowa.

► Horne put together his best performance against Southern on Dec. 20, setting season highs in points (18), field goals (seven), 3-pointers (four), assists (two) and blocked shots (two) while playing just 18 minutes.

Roby has made four starts for the Huskers and has played in all 24 games, averaging 3.0 points and 2.9 rebounds per game. He is third on the team in blocked shots with 23 despite playing just 14.7 minutes per game.

► Roby shined in the overtime loss against No. 7 Wisconsin, finishing with eight rebounds, three blocked shots and a pair of steals.

► Put together his best performance of the year in NU's win over No. 16 Indiana, scoring eight points, including a slam dunk which was the No. 5 play on SportsCenter, and adding six rebounds and three assists against the Hoosiers.

► Established career highs in both rebounds (eight) and blocked shots (four) against Ohio State on Jan. 18.

### HUSKERS ARE A BIG DRAW AT PBA

Nebraska basketball has become one of the toughest tickets in the Big Ten since the program moved into Pinnacle Bank Arena, a \$179 million dollar facility in downtown Lincoln, in 2013-14.

► Nebraska is currently 11th nationally in attendance, averaging 15,370 fans per game as of Feb. 6. Four Big Ten

teams (Wisconsin, Maryland, Indiana and Nebraska) are among the top 11 teams in the country in attendance.

► Nebraska is one of only nine programs in the country to average 15,000 fans per game over the past three seasons, a list which also includes Kentucky, Syracuse, Louisville, North Carolina, Wisconsin, Indiana, Kansas and Creighton.

► Last year, Nebraska averaged 15,430 fans per game and finished 11th nationally in average attendance.

► In 2014-15, the Huskers broke their own single-season record for average attendance for the second straight year, averaging 15,569 fans per game. Nebraska finished the 2014-15 season ranked 10th nationally in attendance, the highest Nebraska has finished in national attendance since the NCAA began its rankings 1977-78.

► Nebraska has enjoyed success in Pinnacle Bank Arena, posting a 42-21 (.667) record in the building.

#### HUSKER BASKETBALL ATTENDANCE

Season	Average (Rk.)
2013-14 (1st year of PBA)	15,419 (13)
2014-15	15,569 (10)
2015-16	15,430 (11)
2016-17	15,401 (11)

### BIG TEN TEAM RANKINGS (AS OF 2/13)

Category	Overall (Rk.)	B1G (Rk.)
Scoring Offense	70.9 (13)	72.7 (7)
Scoring Defense	71.8 (13)	75.9 (12)
Scoring Margin	-0.9 (14)	-3.3 (10)
Free Throw Pct.	.711 (6)	.681 (10)
Field Goal Pct.	.421 (12)	.428 (9)
Field Goal Pct. Def.	.437 (12)	.444 (10)
3-Point Pct.	.323 (13)	.355 (7)
3-Point Pct. Def.	.405 (14)	.447 (14)
Rebounding Margin	+2.3 (7)	+1.0 (6)
Blocked Shots	4.3 (8)	4.1 (7)
Assists	11.5 (14)	11.5 (13)
Steals	7.0 (3)	7.9 (2)
Turnover Margin	+0.7 (6)	+1.0 (7)
3-Pointers/Gm	5.9 (13)	6.4 (11)

### BIG TEN INDIVIDUAL LEADERS (AS OF 2/13)

Category	Name	Overall (Rk.)	B1G (Rk.)
Scoring	Webster Jr.	18.0 (3)	19.0 (2)
	Watson	14.0 (12)	15.3 (12)
Rebounding	Jacobson	6.8 (7)	7.7 (8)
Assists	Webster	4.1 (6)	4.3 (4)
FT Pct.	Watson Jr.	.789 (9)	-
Steals	Watson Jr.	1.8 (3)	1.8 (3)
	Taylor	1.1 (15)	1.6 (4)
	Webster	1.3 (7)	1.6 (4)
3-Pt. Pct.	Watson Jr.	-	.464 (9)
3-Pt./Gm	Watson Jr.	-	2.2 (7)
Blocks	Jacobson	1.0 (12)	-
	Roby	1.0 (12)	1.3 (13)
Off. Rebounds	Jacobson	3.3 (1)	4.4 (1)

### 2016-17 HUSKER DOUBLE-DOUBLES

Ed Morrow Jr. vs. Dayton	19 pts./10 reb.
Ed Morrow Jr. at Clemson	10 pts./12 reb.
Ed Morrow Jr. at Indiana	12 pts./10 reb.
Michael Jacobson vs. South Dakota	11 pts./10 reb.
Michael Jacobson vs. Northwestern	12 pts./10 reb.

### LUE HAS JERSEY RETIRED

Former Nebraska standout Tyrone Lue became the fourth Husker to have his jersey retired, as he received the honor during halftime of Nebraska's game with Michigan State on Feb. 2.

Lue guided the Cleveland Cavaliers to an NBA title in 2016, his first season as head coach of the franchise. One of 14 players in NBA history to win titles as a player and head coach, Lue won two NBA titles with the Los Angeles Lakers as a player (2000 and 2001). After a distinguished career at Nebraska, he was a first-round draft pick in 1998 and played 11 seasons in the NBA with seven franchises.

### LUE AT NEBRASKA

► First-team All-Big 12 as a junior (21.2 ppg; 4.8 apg; 4.3 rpg) as NU reached the 1998 NCAA Tournament

► Ninth on NU's career scoring list (1,577 career points) and career scoring average (15.9 ppg)

► Fourth on NU's career assists list (438) and seventh on NU's career steals list (154)

► 2013 Nebraska Basketball Hall of Fame Inductee



## TIM MILES

University of Mary ('89)

Fifth Season at Nebraska

### HEAD COACHING EXPERIENCE

Nebraska, 2012-present;  
Colorado State, 2007-12;

North Dakota State, 2001-07; Southwest Minnesota State, 1997-2001; Mayville State, 1995-97.

### ASSISTANT COACHING EXPERIENCE

Northern State, 1989-95

### FAMILY

Wife, Kari

Children: Son, Gabriel; Daughter, Ava

### COACHING HONORS

- Jim Phelan National Coach of the Year, 2014
- Big Ten Coach of the Year, 2014
- Mayville State Hall of Fame, 2016
- Northern State University Hall of Fame  
Jim Kretchman Coaching Award, 2014
- USBWA District VIII Coach of the Year, 2012
- CollegeInsider.com Mountain West Coach of the Year, 2010
- University of Mary Hall of Fame Inductee, 2007
- CBSSportsline Division I Independent Coach of the Year, 2005-06
- North Central Region Coach of the Year, 2000-01
- Northern Sun Conference Coach of the Year, 2000-01
- NDCAC Coach of the Year, 1995-96

### YEAR-BY-YEAR TOTALS

Year	Team	Record	Pct.
1995-96	Mayville State	17-11	.607
1996-97	Mayville State	18-11	.621
	Two seasons	35-22	.614
1997-98	SW Minnesota State	16-11	.593
1998-99	SW Minnesota State	16-11	.593
1999-00	SW Minnesota State	18-10	.643
2000-01	SW Minnesota State	28-7	.800
	Four seasons	78-39	.667
2001-02	North Dakota State	11-15	.423
2002-03	North Dakota State	20-11	.645
2003-04	North Dakota State	16-13	.552
2004-05	North Dakota State	16-12	.571
2005-06	North Dakota State	16-12	.571
2006-07	North Dakota State	20-8	.714
	Six seasons	99-71	.582
2007-08	Colorado State	7-25	.219
2008-09	Colorado State	9-22	.290
2009-10	Colorado State	16-16	.500
2010-11	Colorado State	19-13	.594
2011-12	Colorado State	20-12	.625
	Five seasons	71-88	.447
2012-13	Nebraska	15-18	.455
2013-14	Nebraska	19-13	.594
2014-15	Nebraska	13-18	.419
2015-16	Nebraska	16-18	.471
2016-17	Nebraska	10-14	.417
	Five seasons	73-81	.474
Career	22 seasons	356-301	.542

A proven program builder who has enjoyed success at the Division I, Division II and NAIA levels, Tim Miles was named the 27th basketball coach at the University of Nebraska on March 24, 2012. He is believed to be the only active coach who has made national tournament appearances at four-year schools at the Division I, Division II and NAIA levels.

In 2015-16, Miles guided a youthful Husker team to 16 wins against a schedule featuring 11 ranked opponents. The Huskers also won multiple games in the conference tournament for the first time in a decade, including a win over a Wisconsin team which eventually reached the NCAA Sweet 16. Shavon Shields repeated as a first-team Academic All-American and was a second-team All-Big Ten pick.

In 2014-15, the Huskers garnered their first national ranking since 1995 and enjoyed record-setting attendance numbers, establishing a school-record attendance of 15,569 fans per game to rank 10th nationally. Terran Petteway earned All-Big Ten honors for the second straight year and earned an invitation to training camp with the Atlanta Hawks.

In 2013-14, Miles was named Big Ten Coach of the Year and Jim Phalen National Coach of the Year after guiding the Huskers to an 11-7 Big Ten mark and a fourth-place finish after the team was picked to finish 12th in the preseason. NU's 11 conference wins were its highest total since 1965-66, while the fourth-place finish was the Huskers' best since 1997-98. Miles became the first Husker coach to garner conference coach of the year accolades since 1991 after guiding the Huskers to their first NCAA appearance in 16 years.

Before taking over the Nebraska program, Miles spent the previous five seasons building the Colorado State program. He increased his victory total in each of his five years at CSU, culminating in a 20-12 record and the school's first NCAA appearance in nine seasons during his final year in Fort Collins. After winning 16 games in his first two years, his teams went 55-41 over the last three years, reaching postseason play in each campaign.

The 2011-12 Rams posted the school's first 20-win season since 1997-98 while playing a schedule that was rated as the fourth-toughest in the country. Colorado State set a school record with three wins over ranked teams and placed three players on the All-Mountain West teams, and Miles was named the District VIII Coach of the Year by the U.S. Basketball Writers Association for his efforts. The Rams, one of four Mountain West teams to receive bids in the 2012 NCAA Tournament, averaged 70.1 points per game on the season and topped the Mountain West Conference in field-goal percentage (47.1), 3-point percentage (40.0) and free throw percentage (76.8).

With 22 years of experience as a head coach at four institutions, he has compiled a career record of 356-301 that includes three conference championships and seven postseason tournament appearances.

Before taking over the Colorado State program, Miles spent six seasons at North Dakota State, guiding the Bison through the transition to the Division I ranks. He won at least 16 games in each of his final five seasons at the school, including the program's first three years at the Division I level. Miles' tenure at NDSU was highlighted by a pair of road wins over top-15 squads in his final two seasons.

Miles showed his ability to turn around programs during his tenure at Southwest Minnesota State University. He took a program that had only one winning season in the previous decade and went 78-39 in his four seasons at the school, recorded the first 20-win season in school history, and led Southwest Minnesota State to its first back-to-back winning seasons in more than two decades.

Miles began his head coaching career at Mayville (N.D.) State University, guiding the program to a 35-22 record from 1995 to 1997 and a pair of conference titles. He began his coaching career as an assistant coach at Northern State for six seasons from 1989-90 through 1994-95 and helped the Wolves to five NAIA playoff appearances and five regional titles. He was the recruiting coordinator for NSU and was responsible for bringing in and coaching five All-Americans at that school.

A native of Doland, S.D., he graduated from the University of Mary in Bismarck, N.D., in 1989 and earned a master's degree in health and physical education from Northern State in Aberdeen, S.D., in 1990. He was inducted into the University of Mary Athletic Hall of Fame in 2007.

## MILES BY THE NUMBERS

**1** - Shavon Shields earned first-team CoSIDA Academic All-America honors in 2015 and 2016, the first Husker to earn that honor.

**2** - At North Dakota State (a Division I independent at the time), Tim Miles went 2-0 against ranked opponents, topping No. 13 Wisconsin in 2005-06 and No. 8 Marquette in 2006-07.

**3** - Miles was one of only three coaches in Colorado State history to lead the Rams to three consecutive postseason appearances (2010-11-12).

**3** - Number of CSU players who earned All-Mountain West honors in 2011-12, the most in the school's 50 years of league affiliation.

**4** - Number of former assistants under Miles who are Division I head coaches in 2016-17 (Saul Phillips-Ohio; Craig Smith-South Dakota; Niko Medved-Furman; Dave Richman-North Dakota State).

**10** - Miles' 2011-12 Colorado State team ranked in the top 10 nationally in both free throw (76.8) and 3-point percentage (40.0) in 2011-12, joining Missouri as the only other school in the country to rank in the top 10 in both categories.

**11** - Nebraska's Big Ten wins in 2013-14, the most conference wins by a Husker team since 1965-66.

**30** - Colorado State's RPI in 2011-12, as he took the program's RPI from 273rd in his first season to 30th in 2011-12.


**22** - Seasons that Tim Miles has been a head coach at the college level. His teams have reached postseason play at the Division I, Division II and NAIA levels seven times and during his 21 previous years, his teams have failed to increase their win total only twice.

**1920** - The last time a Husker men's basketball coach won his first road game before Tim Miles accomplished the feat at Wake Forest in the ACC/Big Ten Challenge in 2012-13.

**169,618** - Number of followers on twitter for @CoachMiles, where he provides a unique look into the program.



# 2016-17 TV AND RADIO ROSTER



0 | Tai Webster  
Sr. | G | 6-4 | 196




1 | Anton Gill  
Jr. | G | 6-3 | 195




2 | Jeriah Horne  
Fr. | F | 6-7 | 222



3 | Jason Shultis  
So. | G | 6-1 | 198



5 | Glynn Watson Jr.  
So. | G | 6-0 | 174



10 | Jack McVeigh  
So. | G/F | 6-8 | 215



11 | Evan Taylor  
Jr. | G | 6-5 | 206



12 | Michael Jacobson  
So. | F | 6-8 | 239




13 | Malcolm Laws  
Jr. | G | 6-1 | 190




14 | Isaac Copeland  
Jr. | F | 6-9 | 220



15 | Isaiah Roby  
Fr. | G/F | 6-8 | 214




21 | Mohammad Elradi  
RFr. | G | 6-3 | 180



23 | Nick Fuller  
Jr. | G/F | 6-7 | 213




24 | James Palmer Jr.  
Jr. | G | 6-6 | 213



30 | Ed Morrow Jr.  
So. | F | 6-7 | 234



32 | Jordy Tshimanga  
Fr. | C | 6-11 | 275



41 | Tanner Borchardt  
So. | F | 6-8 | 275



Tim Miles  
Head Coach



Michael Lewis  
Assistant Coach




Kenya Hunter  
Assistant Coach




Jim Molinari  
Assistant Coach



Teddy Owens  
Director of Basketball  
Operations



Ali Farokhmanesh  
Director of Player Relations  
& Development



Brett Sapp  
Administrative Coordinator



Gregory Eaton  
Video Coordinator



Tim Wilson  
Strength Coach



R.J. Pietig  
Athletic Trainer































Pat Norris  
Equipment Manager



Wes Eikmeier  
Graduate Manager



	0		<b>TAI WEBSTER</b> (PRONOUNCED TIE) MPG PTS REB AST FG% 3FG% FT% 2016-17 35.3 18.0 4.9 4.1 .431 .308 .741 CAREER 25.5 8.5 3.2 2.2 .418 .283 .711	<b>G • 6-4 • 195 • Sr. • Auckland, New Zealand</b> Last Game: Finished with 19 points and five assists vs. No. 7 Wisconsin • Is 3rd in B1G in scoring (2nd in B1G games); 10+ points in all 24 games • Set career bests in points (28) and rebounds (nine) at Michigan • B1G Co-Player of Week vs. Ind. and Md. (19.5 ppg, 3.5 apg, 3.0 spg, 3.0 rpg)	
	1		<b>ANTON GILL</b> MPG PTS REB AST FG% 3FG% FT% 2016-17 17.3 3.8 1.9 0.5 .271 .276 .625 CAREER 9.5 2.3 1.0 0.4 .320 .258 .410	<b>G • 6-3 • 195 • Jr. • Raleigh, N.C.</b> Last Game: Will miss the rest of the season after suffering a right knee injury (12/25) • Scored a season-high 10 points on 4-of-5 shooting vs. Dayton • Spent two seasons at Louisville, playing in 55 games for the Cardinals • Ranked No. 48 by ESPN100 and No. 50 by Rivals.com in the class of 2013	
	2		<b>JERIAH HORNE</b> (PRONOUNCED JER-RYE-AH) MPG PTS REB AST FG% 3FG% FT% 2016-17 11.8 4.4 2.2 0.5 .414 .333 .800 CAREER 11.8 4.4 2.2 0.5 .414 .333 .800	<b>F • 6-7 • 222 • Fr. • Overland Park, Kan.</b> Last Game: Came off the bench and had three points and two rebounds vs. UW • Keyed NU's win over Purdue with 16 points & a career-high seven boards • Had career bests in points (18), 3-pointers (4) and had four boards vs. Southern • Averaged 22 points, 11 rebounds & three assists per game at the Barstow School	
	5		<b>GLYNN WATSON JR.</b> (PRONOUNCED GLINN) MPG PTS REB AST FG% 3FG% FT% 2016-17 31.8 14.0 2.9 2.6 .437 .419 .789 CAREER 27.4 10.8 2.3 2.5 .412 .351 .791	<b>G • 6-0 • 175 • So. • Bellwood, Ill.</b> Last Game: Had 15 points and three assists vs. No. 7 Wisconsin • Has seven 20-point games (Clem., UCLA, Dayton, Sac. St., Ind., Iowa and Mich.) • Scored a career-high 34 points, including 7-of-8 from 3-point range, vs. Iowa • Totaled 26 points, four assists & a career-high five steals at No. 16 Indiana	
	10		<b>JACK MCVEIGH</b> MPG PTS REB AST FG% 3FG% FT% 2016-17 23.0 7.5 3.0 0.7 .381 .346 .800 CAREER 19.4 5.9 2.8 0.9 .365 .343 .746	<b>F • 6-8 • 215 • So. • Cabarita Beach, New South Wales, Australia</b> Last Game: Totaled five points, five board and two steals vs. Wisconsin • Matched his career high with 21 points (5-7 FG; 7-10 FT) vs. No. 20 Purdue • Scored a career-high 21 points, including 16 in the second half, vs. Louisiana Tech • Made his Australian National Team debut in 2014 and was captain of U-19 team	
	11		<b>EVAN TAYLOR</b> MPG PTS REB AST FG% 3FG% FT% 2016-17 23.5 4.9 3.1 1.2 .419 .125 .733 CAREER 22.9 5.7 3.2 1.2 .400 .281 .659	<b>G • 6-5 • 206 • Jr. • Cincinnati, Ohio</b> Last Game: Had two points and two rebounds in 23 minutes vs. Wisconsin • Reached double figures in four of the Huskers last nine contests • Played at Odessa College, averaging 7.1 ppg, 2.5 rpg and 2.5 apg in 2015-16 • All-Southern Conference freshman team at Samford, averaging 6.1 ppg	
	12		<b>MICHAEL JACOBSON</b> MPG PTS REB AST FG% 3FG% FT% 2016-17 24.9 6.5 6.8 1.1 .386 .182 .652 CAREER 21.0 5.4 5.3 0.7 .406 .184 .726	<b>F • 6-9 • 239 • So. • Waukee, Iowa</b> Last Game: Had 10 points and five rebounds vs. Wisconsin • Academic All-American candidate with a 3.49 GPA in business administration • Averaging 7.3 points and a team-high 7.7 rebounds per game in Big Ten play • Collected second double-double with season-high 12 points & 10 boards vs. NW	
	13		<b>MALCOLM LAWS</b> MPG PTS REB AST FG% 3FG% FT% 2016-17 0.0 0.0 0.0 0.0 .000 .000 .000 CAREER 3.0 0.7 0.5 0.0 .286 .250 .500	<b>G • 6-1 • 190 • Jr. • Orlando, Fla.</b> Last Game: Has not played in 2016-17 • Walk-on played in 10 games, totaling one point and two boards in 19 minutes • Won three state titles in high school (2 at Lake Highland Prep; 1 at Winter Park HS) • Was a former teammate of Austin Rivers at Winter Park HS in 2012	
	15		<b>ISAIAH ROBY</b> MPG PTS REB AST FG% 3FG% FT% 2016-17 14.7 3.0 2.9 0.8 .384 .188 .800 CAREER 14.7 3.0 2.9 0.8 .384 .188 .800	<b>F • 6-8 • 214 • Fr. • Dixon, Ill.</b> Last Game: Totaled eight rebounds, three blocks and two steals vs. Wisconsin • Chipped in eight points, six rebounds and three assists at No. 16 Indiana • Set season bests in rebounds (eight) and blocked shots (four) vs. OSU • 2x all-state pick who averaged 19.7 ppg, 10.5 rpg, 5.5 apg and 3.1 bpg as a senior	
	23		<b>NICK FULLER</b> MPG PTS REB AST FG% 3FG% FT% 2016-17 5.1 0.4 1.1 0.0 .500 .000 .000 CAREER 7.4 1.7 1.3 0.2 .500 .300 .600	<b>F • 6-7 • 213 • Jr. • Sun Prairie, Wis.</b> Last Game: Did not play vs. Wisconsin • Grabbed four rebounds in 10 minutes off the bench at Northwestern • Served as a backup forward, playing in 24 games in 2015-16 (1.8 ppg, 1.4 rpg) • Totaled 2014-15 season bests in points (12), rebounds (five) at No. 16 Maryland	
	24		<b>JAMES PALMER JR.</b> MPG PTS REB AST FG% 3FG% FT% 2016-17 0.0 0.0 0.0 0.0 .000 .000 .000 CAREER 12.5 3.6 1.3 0.7 .391 .327 .667	<b>G • 6-6 • 213 • Jr. • Upper Marlboro, Md.</b> Last Game: Miami transfer who will sit out 2016-17 and have 2 years of eligibility left • Spent the last two years at Miami, helping the Hurricanes to the 2016 Sweet 16 • Averaged 3.5 points and 1.2 rebounds per game as a sophomore in 2015-16 • Top-100 recruit at St. John's College HS, averaging 15.7 ppg & 3.0 rpg as a senior	
	30		<b>ED MORROW JR.</b> MPG PTS REB AST FG% 3FG% FT% 2016-17 25.3 9.8 8.2 0.4 .539 .000 .549 CAREER 17.9 6.1 5.1 0.2 .578 .000 .557	<b>F • 6-7 • 234 • So. • Chicago, Ill.</b> Last Game: Had five points and 13 rebounds off the bench against Northwestern • Has 3 double-doubles (10/12 at Clemson; 19/10 vs. Dayton; 12/10 at Indiana) • Had a career-high 18 rebounds - the most by a Husker since 2007 - vs. Gardner Webb • His mother (Nafesaah Brown) was 1st-team All-Big Eight (20.2 ppg, 10.1 rpg) at NU	
	32		<b>JORDY TSHIMANGA</b> (PRONOUNCED CHA-MAHN-GAH) MPG PTS REB AST FG% 3FG% FT% 2016-17 11.5 4.6 3.7 0.2 .427 .000 .642 CAREER 11.5 4.6 3.7 0.2 .427 .000 .642	<b>C • 6-11 • 275 • Fr. • Montreal, Quebec</b> Last Game: Grabbed a season-high 10 rebounds and had five points vs. Wisconsin • Totaled season bests in points (15) and rebounds (9) vs. Michigan State • Had 10 points, eight rebounds and two blocks at No. 3 Kansas • Averaged 18.3 points, 14.1 rebounds and 3.1 blocks per game as a senior	
	41		<b>TANNER BORCHARDT</b> (PRONOUNCED BOR-KART) MPG PTS REB AST FG% 3FG% FT% 2016-17 0.0 0.0 0.0 0.0 .000 .000 .000 CAREER 3.5 0.8 1.1 0.0 1.000 .000 .000	<b>F • 6-8 • 274 • So. • Gothenburg, Neb.</b> Last Game: Did not play vs. Wisconsin • Walk-on who rejoined the team on Feb. 2 • Averaged 16.8 ppg, 12.5 rpg and 2.7 bpg at Gothenburg HS in 2014-15 • Recruited to play football (off. tackle) by Wyoming, Colorado State and Ohio	
21	<b>MOHAMMED ELRADI</b> 6-3 • 185 • RFr. • Omaha, Neb. Last Game: Walk-on who has not played in 2016-17 • Played three seasons at Elkhorn Mt. Michael and totaled 958 career points • Led the school to its first Class B State Tournament appearance in 2015 • 2x all-conf. pick who led team in points (376), caroms (106) & assists (67) as a senior			3	<b>JASON SHULTIS</b> G • 6-1 • 198 • Fr. • Dannebrog, Neb. Last Game: Has not played in 2016-17 • Walked on to the team at the start of the fall semester • Helped Grand Island Northwest to the 2014 state tournament

## 2016-17 GAME-BY-GAME COMPARISON

Team	FG-FGA	Pct.	3FG-3FGA	Pct.	FT-FTA	Pct.	O-D	Reb.	PF	A	TO	B	S	Pts.	W/L
Sacramento State	22-25	.415	6-21	.286	11-20	.550	6-23	29	19	14	14	2	4	61	
at Nebraska	31-65	.477	6-11	.545	15-18	.833	12-31	43	17	13	11	3	5	83	W
Mary	14-50	.280	3-18	.167	7-10	.700	6-15	21	13	7	14	0	5	38	
at Nebraska	26-52	.500	8-23	.348	10-12	.833	12-33	45	15	16	17	7	3	70	W
Louisiana Tech	21-57	.368	6-24	.250	6-12	.500	12-26	38	19	10	17	6	2	54	
at Nebraska	19-51	.373	6-18	.333	21-24	.875	7-27	34	15	8	12	5	6	65	W
vs. Dayton	24-63	.381	10-24	.417	20-28	.714	16-21	37	22	12	11	2	5	78	
Nebraska	29-51	.569	6-16	.375	16-24	.667	6-27	33	22	11	15	5	5	80	W
vs. No. 14 UCLA	32-62	.516	9-23	.391	9-12	.750	7-35	42	17	21	8	8	1	82	
Nebraska	29-75	.387	6-24	.250	7-13	.538	17-25	42	18	11	6	2	3	71	L
vs. Virginia Tech	21-50	.420	8-18	.444	16-22	.727	10-28	38	19	15	17	3	3	66	
Nebraska	17-57	.298	4-21	.190	15-18	.833	14-23	37	20	8	14	4	9	53	L
at Clemson	18-49	.367	7-15	.467	17-22	.773	11-23	34	10	7	17	7	8	60	
Nebraska	25-63	.397	4-18	.222	4-7	.571	18-24	42	20	6	17	5	9	58	L
South Dakota	25-66	.379	5-16	.313	6-9	.667	12-28	40	17	12	18	1	8	61	
at Nebraska	25-59	.424	9-23	.391	14-16	.875	8-32	40	12	19	15	4	8	73	W
No. 10 Creighton	30-59	.508	5-15	.333	12-23	.522	8-35	43	22	13	13	4	5	77	
at Nebraska	23-71	.324	3-22	.136	13-16	.813	16-26	42	22	8	13	4	6	62	L
at No. 3 Kansas	34-57	.596	7-15	.467	14-25	.560	9-27	36	19	14	13	12	8	89	
Nebraska	27-69	.391	3-7	.429	15-18	.833	16-19	35	17	12	12	3	8	72	L
Gardner-Webb	25-56	.446	5-14	.357	15-25	.600	9-25	34	24	12	12	2	14	70	
at Nebraska	22-56	.393	3-17	.176	15-26	.577	17-28	45	21	13	20	6	4	62	L
Southern	30-66	.455	7-15	.467	9-11	.818	15-21	36	22	12	16	2	5	76	
at Nebraska	27-56	.482	7-22	.318	20-30	.667	13-21	34	15	12	13	5	8	81	W
at No. 16 Indiana	28-65	.431	11-25	.440	16-24	.667	22-21	43	22	15	19	7	8	83	
Nebraska	31-64	.484	9-18	.500	16-22	.727	16-21	37	19	12	13	7	13	87	W
at Maryland	23-65	.354	11-25	.440	8-16	.500	17-24	41	23	11	16	6	6	65	
Nebraska	24-57	.421	4-12	.333	15-23	.652	14-29	43	24	10	15	5	11	67	W
Iowa	34-77	.442	9-29	.310	13-17	.765	17-34	51	23	11	19	8	4	90	
at Nebraska	32-70	.457	10-23	.435	19-35	.543	14-28	42	18	18	14	7	14	93	W
Northwestern	25-49	.510	11-24	.458	13-14	.929	7-23	30	16	15	11	1	6	74	
at Nebraska	25-58	.431	6-16	.375	10-13	.769	12-18	30	13	12	9	3	6	66	L
at Michigan	27-50	.540	11-22	.500	26-30	.867	4-19	23	15	13	10	4	5	91	
Nebraska	36-64	.562	9-18	.500	4-5	.800	10-19	29	23	9	13	3	7	85	L
Ohio State	27-65	.415	6-18	.333	7-16	.438	15-30	45	18	9	11	4	3	67	
at Nebraska	25-60	.417	5-21	.238	11-20	.550	9-28	37	16	10	7	4	6	66	L
at Rutgers	24-52	.462	3-6	.500	14-20	.600	9-30	39	13	8	13	11	6	65	
Nebraska	24-69	.348	8-24	.333	8-9	.889	16-21	37	18	12	10	4	8	64	L
at Northwestern	26-63	.413	6-15	.400	15-19	.789	12-31	43	19	15	13	6	3	73	
Nebraska	23-63	.365	3-15	.200	12-19	.632	15-26	41	19	12	13	4	6	61	L
No. 20 Purdue	27-62	.435	14-24	.583	12-13	.923	11-24	35	21	17	13	2	8	80	
at Nebraska	28-65	.431	9-17	.529	18-24	.750	15-25	40	16	13	9	4	4	83	W
Michigan State	29-52	.558	11-17	.647	3-6	.500	5-22	27	22	14	15	4	4	72	
at Nebraska	20-52	.385	4-16	.250	17-22	.773	12-20	32	17	6	13	3	7	61	L
at Iowa	27-58	.466	9-19	.474	18-23	.783	11-22	33	18	22	11	4	6	81	
Nebraska	27-64	.422	3-20	.150	13-16	.813	16-25	41	24	11	14	1	5	70	L
No. 7 Wisconsin	23-63	.365	8-22	.364	16-24	.667	15-22	37	25	9	13	3	9	70	
Nebraska	24-60	.400	6-14	.429	15-24	.625	20-30	50	22	13	22	4	8	69	W

# N MISC STATS

## 2016-17 NEBRASKA TEAM SUPERLATIVES

### NEBRASKA TEAM GAME HIGHS

POINTS	93	IOWA (01/05/17)
	87	at Indiana (12/28/16)
	85	at Michigan (01/14/17)
FIELD GOALS MADE	36	at Michigan (01/14/17)
	32	IOWA (01/05/17)
FIELD GOAL ATTEMPTS	75	vs UCLA (11/25/16)
	71	CREIGHTON (12/07/16)
FIELD GOAL PERCENTAGE	.569 (29-51)	vs Dayton (11/24/16)
	.563 (36-64)	at Michigan (01/14/17)
3 PT FIELD GOALS MADE	10	IOWA (01/05/17)
	9	PURDUE (1/29/17)
	9	at Michigan (01/14/17)
	9	at Indiana (12/28/16)
	9	SOUTH DAKOTA (12/03/16)
3 PT FG ATTEMPTS	24	at Rutgers (1/21/17)
	24	vs UCLA (11/25/16)
3 PT FG PERCENTAGE	.545 (6-11)	SACRAMENTO STATE (11/13/16)
	.529 (9-17)	PURDUE (1/29/17)
FREE THROWS MADE	21	LOUISIANA TECH (11/19/16)
	20	SOUTHERN (12/20/16)
FREE THROW ATTEMPTS	35	IOWA (01/05/17)
	30	SOUTHERN (12/20/16)
FREE THROW PERCENTAGE	.889 (8-9)	at Rutgers (1/21/17)
	.875 (21-24)	LOUISIANA TECH (11/19/16)
REBOUNDS	50	WISCONSIN (2/9/17)
ASSISTS	19	SOUTH DAKOTA (12/03/16)
	18	IOWA (01/05/17)
STEALS	14	IOWA (01/05/17)
	13	at Indiana (12/28/16)
BLOCKED SHOTS	7	IOWA (01/05/17)
	7	at Indiana (12/28/16)
	7	MARY (11/15/16)
TURNOVERS	22	WISCONSIN (2/9/17)
FOULS	24	at Iowa (02/05/17)
	24	at Maryland (1/1/17)

### NEBRASKA TEAM GAME LOWS

POINTS	53	vs Virginia Tech (11/27/16)
	58	at Clemson (11/30/16)
	61	at Northwestern (01/26/17)
	61	MICHIGAN STATE (02/02/17)
FIELD GOALS MADE	17	vs Virginia Tech (11/27/16)
	19	LOUISIANA TECH (11/19/16)
FIELD GOAL ATTEMPTS	51	LOUISIANA TECH (11/19/16)
	51	vs Dayton (11/24/16)
FIELD GOAL PERCENTAGE	.298 (17-57)	vs Virginia Tech (11/27/16)
	.324 (23-71)	CREIGHTON (12/07/16)
3 PT FIELD GOALS MADE	3	CREIGHTON (12/07/16)
	3	at Kansas (12/10/16)
	3	GARDNER-WEBB (12/18/16)
	3	at Northwestern (01/26/17)
	3	at Iowa (02/05/17)
3 PT FG ATTEMPTS	7	at Kansas (12/10/16)
	11	SACRAMENTO STATE (11/13/16)
3 PT FG PERCENTAGE	.136 (3-22)	CREIGHTON (12/07/16)
	.150 (3-20)	at Iowa (02/05/17)
FREE THROWS MADE	4	at Clemson (11/30/16)
	4	at Michigan (01/14/17)
FREE THROW ATTEMPTS	5	at Michigan (01/14/17)
	7	at Clemson (11/30/16)
FREE THROW PERCENTAGE	.538 (7-13)	vs UCLA (11/25/16)
	.543 (19-35)	IOWA (01/05/17)
REBOUNDS	29	at Michigan (01/14/17)
	30	NORTHWESTERN (01/08/17)
ASSISTS	6	at Clemson (11/30/16)
	6	MICHIGAN STATE (02/02/17)
STEALS	3	MARY (11/15/16)
	3	vs UCLA (11/25/16)
BLOCKED SHOTS	1	at Iowa (02/05/17)
	2	vs UCLA (11/25/16)
TURNOVERS	6	vs UCLA (11/25/16)
	7	OHIO STATE (01/18/17)
FOULS	12	SOUTH DAKOTA (12/03/16)

### OPPONENT TEAM GAME HIGHS

POINTS	91	at Michigan (01/14/17)
	90	IOWA (01/05/17)
	89	at Kansas (12/10/16)
FIELD GOALS MADE	34	IOWA (01/05/17)
	34	at Kansas (12/10/16)
FIELD GOAL ATTEMPTS	77	IOWA (01/05/17)
	66	SOUTHERN (12/20/16)
	66	SOUTH DAKOTA (12/03/16)
FIELD GOAL PERCENTAGE	.596 (34-57)	at Kansas (12/10/16)
	.558 (29-52)	MICHIGAN STATE (02/02/17)
3 PT FIELD GOALS MADE	14	PURDUE (1/29/17)
	11	MICHIGAN STATE (02/02/17)
	11	at Michigan (01/14/17)
	11	NORTHWESTERN (01/08/17)
	11	at Maryland (1/1/17)
	11	at Indiana (12/28/16)
3 PT FG ATTEMPTS	29	IOWA (01/05/17)
	25	at Maryland (1/1/17)
	25	at Indiana (12/28/16)
3 PT FG PERCENTAGE	.647 (11-17)	MICHIGAN STATE (02/02/17)
	.583 (14-24)	PURDUE (1/29/17)
FREE THROWS MADE	26	at Michigan (01/14/17)
	20	vs Dayton (11/24/16)
FREE THROW ATTEMPTS	30	at Michigan (01/14/17)
	28	vs Dayton (11/24/16)
FREE THROW PERCENTAGE	.929 (13-14)	NORTHWESTERN (01/08/17)
	.923 (12-13)	PURDUE (1/29/17)
REBOUNDS	51	IOWA (01/05/17)
	45	OHIO STATE (01/18/17)
ASSISTS	22	at Iowa (02/05/17)
	21	vs UCLA (11/25/16)
STEALS	14	GARDNER-WEBB (12/18/16)
BLOCKED SHOTS	12	at Kansas (12/10/16)
TURNOVERS	19	IOWA (01/05/17)
	19	at Indiana (12/28/16)
FOULS	25	WISCONSIN (2/9/17)

### OPPONENT TEAM GAME LOWS

POINTS	38	MARY (11/15/16)
	54	LOUISIANA TECH (11/19/16)
	60	at Clemson (11/30/16)
FIELD GOALS MADE	14	MARY (11/15/16)
	18	at Clemson (11/30/16)
FIELD GOAL ATTEMPTS	49	at Clemson (11/30/16)
	49	NORTHWESTERN (01/08/17)
FIELD GOAL PERCENTAGE	.280 (14-50)	MARY (11/15/16)
	.354 (23-65)	at Maryland (1/1/17)
3 PT FIELD GOALS MADE	3	MARY (11/15/16)
	3	at Rutgers (1/21/17)
3 PT FG ATTEMPTS	6	at Rutgers (1/21/17)
	14	GARDNER-WEBB (12/18/16)
3 PT FG PERCENTAGE	.167 (3-18)	MARY (11/15/16)
	.250 (6-24)	LOUISIANA TECH (11/19/16)
FREE THROWS MADE	3	MICHIGAN STATE (02/02/17)
	6	LOUISIANA TECH (11/19/16)
	6	SOUTH DAKOTA (12/03/16)
FREE THROW ATTEMPTS	6	MICHIGAN STATE (02/02/17)
	9	SOUTH DAKOTA (12/03/16)
FREE THROW PERCENTAGE	.438 (7-16)	OHIO STATE (01/18/17)
	.500 (3-6)	MICHIGAN STATE (02/02/17)
	.500 (6-12)	LOUISIANA TECH (11/19/16)
	.500 (8-16)	at Maryland (1/1/17)
REBOUNDS	21	MARY (11/15/16)
	23	at Michigan (01/14/17)
ASSISTS	7	MARY (11/15/16)
	7	at Clemson (11/30/16)
STEALS	1	vs UCLA (11/25/16)
	2	LOUISIANA TECH (11/19/16)
BLOCKED SHOTS	0	MARY (11/15/16)
	1	SOUTH DAKOTA (12/03/16)
	1	NORTHWESTERN (01/08/17)
TURNOVERS	8	vs UCLA (11/25/16)
	10	at Michigan (01/14/17)
FOULS	10	at Clemson (11/30/16)



## 2016-17 NEBRASKA TEAM SUPERLATIVES

## 2016-17 NEBRASKA WIN/LOSS MARGIN

	1	2	3	4	5	6	7	8	9	10	11	12	13	14	15	16	17	18	19	20	+20
Husker Wins	0	2	2	1	1	0	0	0	0	0	1	1	0	0	0	0	0	0	0	0	2
Husker Losses	3	1	0	0	0	1	0	2	0	0	3	1	1	0	1	0	1	0	0	0	0

## 2016-17 NEBRASKA INDIVIDUAL GAME HIGHS

Points	34	Watson Jr., Glynn vs Iowa (01/05/17)
	28	Webster, Tai at Michigan (01/14/17)
	27	Watson Jr., Glynn vs UCLA (11/25/16)
	26	Watson Jr., Glynn at Indiana (12/28/16)
Field Goals Made	12	Webster, Tai at Michigan (01/14/17)
	11	Watson Jr., Glynn vs Iowa (01/05/17)
Field Goal Att.	23	Webster, Tai at Northwestern (01/26/17)
	20	Webster, Tai at Michigan (01/14/17)
	20	Webster, Tai at Kansas (12/10/16)
FG Pct (min 5 made)	.818 (9-11)	Morrow Jr., Ed vs Dayton (11/24/16)
	.778 (7-9)	Horne, Jeriah vs Southern (12/20/16)
3-Point FG Made	7	Watson Jr., Glynn vs Iowa (01/05/17)
	4	McVeigh, Jack vs Purdue (1/29/17)
	4	McVeigh, Jack at Rutgers (1/21/17)
	4	Watson Jr., Glynn at Michigan (01/14/17)
	4	Watson Jr., Glynn at Indiana (12/28/16)
	4	Horne, Jeriah vs Southern (12/20/16)
	4	McVeigh, Jack vs South Dakota (12/03/16)
	4	McVeigh, Jack vs Louisiana Tech (11/19/16)
3-Point FG Att.	10	Horne, Jeriah vs Iowa (01/05/17)
	9	McVeigh, Jack vs South Dakota (12/03/16)
3-Pt FG Pct (min 2 made)	1.000 (2-2)	Watson Jr., Glynn vs Purdue (1/29/17)
	1.000 (2-2)	Watson Jr., Glynn vs Dayton (11/24/16)
Free Throws Made	11	Webster, Tai vs Louisiana Tech (11/19/16)
	10	Webster, Tai vs Virginia Tech (11/27/16)
Free Throw Att.	12	Webster, Tai vs Iowa (01/05/17)
	12	Webster, Tai vs Virginia Tech (11/27/16)
	12	Webster, Tai vs Louisiana Tech (11/19/16)
FT Pct (min 3 made)	1.000 (4-4)	Watson Jr., Glynn vs Purdue (1/29/17)
	1.000 (4-4)	Webster, Tai vs Purdue (1/29/17)
	1.000 (4-4)	Taylor, Evan at Rutgers (1/21/17)
	1.000 (4-4)	Taylor, Evan vs Southern (12/20/16)
	1.000 (4-4)	Watson Jr., Glynn vs UCLA (11/25/16)
	1.000 (4-4)	Tshimanga, Jordy vs Mary (11/15/16)
Rebounds	18	Morrow Jr., Ed vs Gardner-Webb (12/18/16)
	13	Morrow Jr., Ed vs Wisconsin (2/9/17)
	13	Jacobson, Michael vs Iowa (01/05/17)
	13	Morrow Jr., Ed vs Creighton (12/07/16)
Assists	9	Webster, Tai vs South Dakota (12/03/16)
	7	Webster, Tai vs Iowa (01/05/17)
	7	Webster, Tai vs UCLA (11/25/16)
Steals	5	Watson Jr., Glynn at Indiana (12/28/16)
	5	Watson Jr., Glynn vs Virginia Tech (11/27/16)
	5	Watson Jr., Glynn vs Dayton (11/24/16)
Blocked Shots	5	Morrow Jr., Ed at Indiana (12/28/16)
	4	Roby, Isaiah vs Ohio State (01/18/17)
	4	Morrow Jr., Ed vs Gardner-Webb (12/18/16)
Turnovers	7	Webster, Tai vs Gardner-Webb (12/18/16)
Fouls	5	Several Times
Minutes	49	Webster, Tai vs Iowa (01/05/17)

## 2016-17 OPPONENT INDIVIDUAL GAME HIGHS

Points	34	Jok, Peter vs Iowa (01/05/17)
	26	Huerter, Kevin at Maryland (1/1/17)
	25	Sanders, Corey at Rutgers (1/21/17)
	25	WATSON Jr., Maurice vs Creighton (12/07/16)
Field Goals Made	24	Nelson, Tyrell vs Gardner-Webb (12/18/16)
	12	Jok, Peter vs Iowa (01/05/17)
Field Goal Att.	11	Sanders, Corey at Rutgers (1/21/17)
	24	Jok, Peter vs Iowa (01/05/17)
	20	WATSON Jr., Maurice vs Creighton (12/07/16)
FG Pct (min 5 made)	1.000 (5-5)	Goins, Kenny vs Michigan State (02/02/17)
	1.000 (5-5)	Lucas, Landen at Kansas (12/10/16)
3-Point FG Made	7	Huerter, Kevin at Maryland (1/1/17)
	5	Mathias, Dakota vs Purdue (1/29/17)
	5	Law, Vic vs Northwestern (01/08/17)
	5	Jok, Peter vs Iowa (01/05/17)
	5	Johnson, Robert at Indiana (12/28/16)
3-Point FG Att.	11	Jok, Peter vs Iowa (01/05/17)
	11	Huerter, Kevin at Maryland (1/1/17)
3-Pt FG Pct (min 2 made)	1.000 (3-3)	Langford, Joshua vs Michigan State (02/02/17)
	1.000 (3-3)	Ellis III, Alvin vs Michigan State (02/02/17)
	1.000 (3-3)	Johnson, Nigel at Rutgers (1/21/17)
	1.000 (3-3)	Walton Jr., Derrick at Michigan (01/14/17)
	1.000 (3-3)	Miller, Sam vs Dayton (11/24/16)
Free Throws Made	8	Jok, Peter at Iowa (02/05/17)
	7	Hayes, Nigel vs Wisconsin (2/9/17)
	7	Walton Jr., Derrick at Michigan (01/14/17)
	7	Irvin, Zak at Michigan (01/14/17)
	7	Wagner, Moritz at Michigan (01/14/17)
	7	Bryant, Thomas at Indiana (12/28/16)
Free Throw Att.	11	Hayes, Nigel vs Wisconsin (2/9/17)
	11	Bryant, Thomas at Indiana (12/28/16)
FT Pct (min 3 made)	1.000 (8-8)	Jok, Peter at Iowa (02/05/17)
	1.000 (7-7)	Irvin, Zak at Michigan (01/14/17)
	1.000 (6-6)	Law, Vic at Northwestern (01/26/17)
	1.000 (5-5)	Lindsey, Scottie vs Northwestern (01/08/17)
Rebounds	22	Pardon, Derick at Northwestern (01/26/17)
	14	Happ, Ethan vs Wisconsin (2/9/17)
	14	Swanigan, Caleb vs Purdue (1/29/17)
Assists	9	McIntosh, Bryant at Northwestern (01/26/17)
	8	WATSON Jr., Maurice vs Creighton (12/07/16)
Steals	6	Rideau, Laquincy vs Gardner-Webb (12/18/16)
	3	Edwards, Carsen vs Purdue (1/29/17)
	3	Huerter, Kevin at Maryland (1/1/17)
	3	Turner, Christian vs Gardner-Webb (12/18/16)
	3	Mooney, Matt vs South Dakota (12/03/16)
Blocked Shots	6	Baer, Nicholas vs Iowa (01/05/17)
	5	Jackson, Josh at Kansas (12/10/16)
Turnovers	6	Justin Robinson vs Virginia Tech (11/27/16)

## 2016-17 NEBRASKA RECORD BY STARTING LINEUP

No.	Starting Lineup	Record
1.	Jacobson, McVeigh, Morrow, Watson, Webster	5-5
2.	Gill, Jacobson, Morrow, Taylor, Webster	0-1
3.	Jacobson, Morrow, Taylor, Watson, Webster	4-1
4.	Jacobson, Roby, Taylor, Watson, Webster	0-4
5.	Jacobson, Taylor, Tshimanga, Watson, Webster	1-2
6.	Jacobson, McVeigh, Taylor, Tshimanga, Webster	0-1

# N MISC STATS

## THE LAST TIME...

	Nebraska...	A Nebraska Opponent...
Scored 100 or more points.....	107; vs. North Carolina A&T, 12/19/05	101; TCU, 3/15/99
Scored 90 or more points.....	93; vs. Iowa, 1/5/17	91; at Michigan, 1/14/17
Scored 41 to 50 points.....	46; Iowa, 2/22/15	50; Prairie View A&M, 12/22/15
Scored 40 or fewer points .....	38; at Oregon, 12/15/12	38; Mary, 11/15/16
Shot 70% from the field.....	.723; vs. UNC Wilmington 12/5/97 (34-47)	.723; Kansas, 2/2/85 (34-47)
Shot 60% from the field.....	.628; vs. Northwestern, 2/3/15 (27-43)	.619; Colorado, 3/2/10 (26-42)
Shot 90% from the free throw line (Min 10 attempts).....	.929; vs. Penn State, 3/11/16 (13-14)	.923; Purdue, 1/29/17 (12-13)
Made 10, 3-Point Field Goals .....	10; Iowa, 1/5/17 (10-23)	11; Michigan State, 2/2/17 (11-17)
Had 60 rebounds .....	60; vs. Oral Roberts, 12/22/99	62; Colorado, 2/15/75
Had 50 rebounds .....	50; vs. Wisconsin, 2/9/17	51; Iowa, 1/5/16
Had 30 assists .....	35; vs. Northeastern Illinois, 12/21/94	30; Iowa State, 2/3/93
Had 15 steals .....	15; vs. Arkansas State, 12/14/13	15; Florida State, 12/31/05
Had 10 blocked shots .....	11; at Creighton, 12/11/05	12; at Kansas, 12/10/16
Had 10 or fewer turnovers .....	19; Purdue, 1/29/17	10; at Michigan, 1/14/17
Had 20 or more turnovers .....	22; vs. Wisconsin, 2/9/17	20; Southeastern Louisiana, 1/5/10
Had three players with 20 points .....	vs. Oklahoma State, 3/5/07	Michigan, 1/14/17
..... (Perry 25; Maric 23; Velander 20)		(Wagner 23, Irvin 21, Walton 20)
Had three players with 10 rebounds .....	vs. Texas Tech, 1/19/00	at Kansas, 1/9/02
..... (Bradford 16, Ffriend 12, Truscott 11)		(Collison 13, Gooden 12, Simien 10)
Had five players reach double-figure points.....	vs. South Dakota, 12/3/16	Michigan State (2/2/17)
..... (McVeigh 16; Webster 12; Jacobson 11; Watson 10; Morrow 10)		(Bridges 16; Ellis 11; Ward 10; Goines 10; Winston 10)
Had a player score 40 points .....	41; Aleks Maric, vs. Kansas State, 2/13/07	41; Jarrius Jackson, Texas Tech, 2/18/06
Had a player score 30 points .....	34; Glynn Watson Jr. vs. Iowa, 1/5/17	34; Peter Jok, Iowa, 1/5/17
Had a player grab 15 rebounds .....	18; Ed Morrow Jr. vs. Gardner-Webb, 12/18/16	22; Dererik Pardon, Northwestern, 1/26/17
Had a player dish out 10 assists.....	10; Lance Jeter vs. Kansas, 2/5/11	10; Mike Gesell, 1/5/16
Had a player collect five steals .....	5; Glynn Watson Jr. at Indiana, 12/28/16	6; LaQuincy Rideau, Gardner-Webb, 12/18/16
Had a player block five shots.....	5; Ed Morrow Jr. at Indiana, 12/28/16	5; Josh Jackson, Kansas, 12/10/16

### MISC. STATS

Opponent	NU-Opp Paint	NU-Opp off TO	NU-Opp 2nd Ch.	NU-Opp Bench	Largest Lead	Largest Deficit
Sacramento State	40-22	7-12	8-4	9-17	26 (2nd, 1:13)	-
University of Mary	28-14	19-9	16-4	30-11	32 (2nd, 9:01)	-
Louisiana Tech	20-22	14-9	7-9	8-15	11 (2nd, 9:03)	4 (1st, 17:26)
vs. Dayton	40-24	11-16	10-13	15-21	14 (1st, 11:02)	1 (2nd, 0:16)
vs. No. 14 UCLA	42-30	14-8	13-8	10-12	1 (1st, 12:28)	15 (2nd, 19:52)
vs. Virginia Tech	24-24	15-12	12-8	8-31	8 (1st, 5:16)	13 (2nd, 0:02)
at Clemson	34-18	15-11	12-14	5-14	(9, 1st, 6:03)	5 (2nd, 8:42)
South Dakota	32-28	16-18	9-6	14-4	22 (1st, 12:00)	-
No. 10 Creighton	36-44	19-17	17-4	18-16	2 (1st, 19:34)	21 (2nd, 2:54)
at No. 3 Kansas	42-40	12-11	13-13	25-30	3 (1st, 17:23)	24 (2nd, 18:17)
Gardner-Webb	36-32	7-21	17-7	25-23	7 (1st, 13:08)	8 (2nd, 0:03)
Southern	30-36	19-15	17-22	38-11	10 (2nd, 2:29)	6 (1st, 16:36)
at No. 16 Indiana	40-32	21-13	17-24	21-12	12 (1st, 10:33)	7 (2nd, 18:59)
at Maryland	30-24	21-20	8-13	9-12	8 (2nd, 16:26)	13 (2nd, 8:37)
Iowa	36-38	26-20	5-27	14-9	9 (2nd, 16:50)	4 (1st, 8:37)
Northwestern	24-22	15-14	12-6	13-14	8 (1st, 15:13)	10 (1st, 2:37)
at Michigan	44-30	17-21	9-10	10-15	-	10 (2nd, 15:41)
Ohio State	30-38	7-10	7-15	14-7	12 (1st, 4:56)	5 (1st, 17:10)
at Rutgers	22-32	11-16	6-11	23-6	7 (2nd, 8:53)	12 (1st, 0:30)
at Northwestern	32-30	15-13	9-18	15-12	2 (1st, 19:41)	19 (2nd, 1:17)
No. 20 Purdue	32-20	16-7	17-13	39-16	8 (1st, 0:10)	9, (1st, 11:22)
Michigan State	28-28	12-13	14-8	9-31	3 (1st, 18:52)	20 (2nd, 4:14)
at Iowa	40-34	14-13	22-7	14-33	6 (1st, 14:13)	11 (2nd, 0:11)
No. 7 Wisconsin	24-26	10-15	7-13	17-8	3 (1st, 4:18)	10 (1st, 7:34)

# THE LAST TIME...

## Nebraska Team

Ranked in the top 5 (AP Poll) ..... Never Happened  
Ranked in the top 10 (AP Poll) ..... March 1, 1966  
Ranked in the top 20 (AP Poll) ..... Jan. 2, 1995  
Ranked in the top 25 (AP Poll) ..... Nov. 17, 2014  
Ranked in the top 25 (USA Today Coaches Poll) ..... Nov. 17, 2014

Played AP Poll No. 1 ranked team ..... lost at No. 1 Indiana (47-76), 2/13/2013  
Defeated AP Poll No. 1 ranked team ..... at No. 1 Missouri (67-51), 2/6/1982  
Played AP Poll No. 2 ranked team ..... lost at No. 2 Michigan (47-62), 1/9/13  
Defeated AP Poll No. 2 ranked team ..... vs. No. 2 Oklahoma State (85-69), 2/5/1992  
Played Team Ranked 1-5 by AP ..... lost at No. 3 Kansas (72-89), 12/10/2016  
Defeated Team Ranked 1-5 by AP ..... vs. No. 3 Texas (70-67), 2/19/2011  
Played Team Ranked 6-10 by AP ..... lost to No. 7 Wisconsin (69-70, OT), 2/9/2016  
Defeated Team Ranked 6-10 by AP ..... vs. No. 9 Wisconsin (77-68), 3/9/2014  
Defeated Team Ranked 11-25 by AP ..... vs. No. 20 Purdue (83-80), 1/29/2017  
Defeated Team Ranked 1-10 by AP on Road ..... at No. 9 Michigan St., (60-51) 2/16/2014

Scored 100 or more points ..... 107; vs. North Carolina A&T, 12/19/2005  
Scored 90 or more points ..... 93; vs. Iowa (20T), 1/5/2017  
Scored 80 or more points ..... 83; vs. Purdue, 1/29/2017  
Scored less than 50 points ..... 46; vs. Iowa, 2/22/2015  
Scored less than 40 points ..... 38; at Oregon, 12/15/2012  
Shot 75% from the field ..... 750, vs. Nebraska-Omaha (42-56), 1/25/1988 \$  
Shot 70% from the field ..... 723; vs. UNC Wilmington (34-47), 12/5/1997  
Shot 60% from the field ..... 628; vs. Northwestern (27-43), 2/3/2015

Made 50 or more free throws ..... Never Happened  
Made 40 or more free throws ..... 43, vs. Texas (43-59), 1/3/1996 - \$  
Made 30 or more free throws ..... 37; vs. Penn State (37-48), 2/20/2014  
Made 25 or more free throws ..... 27 vs. Abilene Christian (27-36), 12/5/2015  
Attempted 60 or more free throws ..... 60, vs. Kansas State (36-60), 1/11/1954 - \$  
Attempted 50 or more free throws ..... 59, vs. Texas (43-59), Jan. 3, 1996  
Attempted 40 or more free throws ..... 48; vs. Penn State (37-48), 2/20/2014  
Attempted 30 or more free throws ..... 36; vs. Iowa (19-35), 1/5/2017  
Shot 100% from the foul line (min 10 att.) ..... 1.000; at Penn State (16-16), 1/19/2013  
Shot 95% from the foul line (min 10 att.) ..... 1.000; at Penn State, (16-16), 1/19/2013  
Shot 90% from the foul line (min 10 att.) ..... 920; vs. Maryland (B1G Tourney) (13-14), 3/11/2016

Made 20 or more 3-pointers ..... Never Happened  
Made 15 or more 3-pointers ..... 16; North Carolina A&T (16-36), 12/19/2005  
Made 10 or more 3-pointers ..... 10; vs. Iowa (10-23), 1/5/2017  
Made 0 3-pointers ..... 0; vs. Jacksonville State (0-5); 12/18/2012  
Held Opponent to 0 3-pointers ..... 0; Southeastern Louisiana, 11/22/2015  
Attempted 40 or more 3-pointers ..... Never Happened  
Attempted 30 or more 3-pointers ..... 31; vs. Maryland (B1G Tourney) (11-31), 3/11/2016  
Attempted 20 or more 3-pointers ..... 24; at Rutgers (8-24), 1/21/2017  
Shot 75% from 3-point range (min. 10 att.) ..... 750, vs. UT-Pan American (9-12), 12/2/2009 - \$  
Shot 60% from 3-point range (min. 10 att.) ..... 647; vs. USC (11-17), 12/3/2012  
Shot 50% from 3-point range (min. 10 att.) ..... 500; at Michigan (9-18), 1/14/2017  
Shot 50% from 3-point range (min. 20 att.) ..... 500; vs. Minnesota (11-22), 1/26/2014

Had 60 or more rebounds ..... 60; vs. Oral Roberts, 12/22/1999  
Had 50 or more rebounds ..... 50; vs. Wisconsin, 2/9/2017

Had 30 or more assists ..... 35, vs. Northeastern Illinois, 12/21/1994  
Had 25 or more assists ..... 28; vs. North Carolina A&T, 12/19/2005  
Had 20 or more assists ..... 22; vs. Rutgers, 2/6/2016  
Had 15 or more assists ..... 19; vs. South Dakota, 12/3/2016

Had 20 or more steals ..... 23, vs. Texas Tech, 3/4/1999 - \$  
Had 15 or more steals ..... 15, vs. Arkansas State, 12/14/2013  
Had 10 or more steals ..... 14; vs. Iowa, 1/5/2017

Had 15 or more blocked shots ..... 15, vs. Coppin State, Dec. 6, 1996 - \$  
Had 10 or more blocked shots ..... 11; at Creighton, 12/11/2005

Had 30 or more turnovers ..... 31, at Creighton, 12/11/2005  
Had 20 or more turnovers ..... 20; vs. Gardner-Webb, 12/18/2016  
Had less than 5 turnovers ..... 5; at Wisconsin, 1/15/2015

## Nebraska Player...

Had 20 or more points: ..... 21; Jack McVeigh vs. Purdue, 1/29/2017  
Had 25 or more points: ..... 28; Tai Webster at Michigan, 1/5/2017  
Had 30 or more points: ..... 34; Glynn Watson Jr. vs. Iowa, 1/5/2017  
Had 40 or more points: ..... 41; Aleks Maric vs. Kansas State, 2/13/2007

Had No Player in Double Figures: ..... vs. Ohio State, 1/21/2012  
Had Five Players with 10 or more points ..... vs. South Dakota, 12/3/2016  
Jack McVeigh (16); Tai Webster (12); Michael Jacobson (11); Ed Morrow Jr. (10); Glynn Watson Jr. (10)  
Two Huskers with 20 or more points, same game: ..... at Michigan, 1/14/2017  
..... Tai Webster (28) & Glynn Watson Jr. (22);  
Three Huskers with 20 or more points, same game: ..... vs. Oklahoma State, 3/5/2007  
..... Marcus Perry (25), Aleks Maric (23), Paul Velandier (20)  
Two Huskers with 30 or more points, same game: ..... vs. Oregon, 11/25/1995  
..... Tyronn Lue (30) & Jaron Boone (30) - only time in school history

Had 10 or more rebounds: ..... Ed Morrow (13) and Jordy Tshimanga (10) vs. Wisconsin, 2/9/2017  
Had 15 or more rebounds: ..... 18; Ed Morrow Jr. vs. Gardner-Webb, 12/18/2016  
Had 20 or more rebounds: ..... 21, Kimani Ffriend vs. Oral Roberts, 12/22/1999  
Had 25 or more rebounds: ..... 26, Bill Johnson, vs. Iowa State, 1/4/1954 - \$  
Two Huskers with 10 or more rebounds, same game: ..... vs. Wisconsin, 2/9/2017  
..... (Ed Morrow, 13; Jordy Tshimanga, 10)  
Three Huskers with 10 or more rebounds, same game: ..... vs. Texas Tech, 1/19/2000  
..... (Steffon Bradford 16; Kimani Ffriend 12; Louis Truscott 11)

Had 5 or more 3-pointers: ..... 7; Glynn Watson Jr. vs. Iowa (7-8), 1/5/2017  
Had 6 or more 3-pointers: ..... 7; Glynn Watson Jr. vs. Iowa (7-8), 1/5/2017  
Had 7 or more 3-pointers: ..... 7; Glynn Watson Jr. vs. Iowa (7-8), 1/5/2017  
Had 8 or more 3-pointers: ..... 8; Cary Cochran, vs. Baylor (8-13), 2/27/2002 - \$

Had 5 or more assists: ..... 5; Tai Webster vs. Wisconsin, 2/9/2017  
Had 10 or more assists: ..... 10; Lance Jeter vs. Kansas, 2/5/2011  
Had 15 or more assists: ..... 15; Charles Richardson vs. Rutgers, 12/2/2006  
Had 18 or more assists: ..... 18; Brian Carr, at Evansville, 1/3/1985 - \$

Had 5 or more blocked shots: ..... 5; Ed Morrow Jr. at Indiana, 12/28/2016  
Had 7 or more blocked shots: ..... 7; John Turek, vs. Colorado, 3/2/2005  
Had 9 or more blocked shots: ..... 9; Mikki Moore, vs. Coppin State, 12/6/1996 - \$  
Had 10 or more blocked shots: ..... Never Happened

Had 5 or more steals: ..... 5; Glynn Watson Jr. at Indiana, 12/28/2016  
Had 7 or more steals: ..... 7; Brandon Richardson at Ohio State, 1/3/2012  
Had 8 or more steals: ..... 8, Cookie Belcher, vs. Oklahoma St., 2/7/2001 - \$  
Had 10 or more steals: ..... Never Happened

Had Triple-Double (Points/Rebounds/Assists): ..... Never Happened  
Had Double-Double (Points/Assists): ..... Lance Jeter vs. Kansas, 2/2/2011 (10 pts/10 asst)  
Had Double-Double (Points/Rebounds): ..... Michael Jacobson vs. Northwestern;  
..... 1/8/19 (12 pts/10 reb)  
Had Double-Double (Points/Steals): ..... Never Happened  
Had Double-Double (Points/Blocks): ..... Never Happened

\$ - School Record  
As of 2/10/2017



## 2016-17 GAME-BY-GAME REVIEW

(-----Nebraska Individual Leaders-----)								
Date	Opponent	Result	Record (B1G)	Attend.	Points	Rebounds	Assists	Steals
11/13	Sacramento State	W, 83-61	1-0 (0-0)	15,883	Watson, 23	McVeigh, 7	Watson, 6	Watson, 3
11/15	University of Mary	W, 70-38	2-0 (0-0)	15,738	Jacobson, Webster, 10	Tshimanga, 8	McVeigh, 4	Tshimanga, 2
11/19	Louisiana Tech	W, 65-54	3-0 (0-0)	15,824	Webster, 23	Jacobson, McVeigh, Morrow 6	Webster 4	McVeigh, Webster 2
11/24	vs. Dayton @	W, 80-78	4-0 (0-0)	3,816	Watson, 20	Morrow, 10	Watson, Webster, 3	Watson, 5
11/25	vs. No. 14 UCLA @	L, 71-82	4-1 (0-0)	5,153	Watson 27	Morrow, Webster, 7	Webster, 7	Webster, 2
11/27	vs. Virginia Tech @	L, 53-66	4-2 (0-0)	4,122	Webster, 23	Webster, 8	Watson, 3	Watson 5
11/30	at Clemson	L, 58-60	4-3 (0-0)	6,545	Watson, 20	Morrow, 12	Watson, 4	Watson, 4
12/3	South Dakota	W, 73-61	5-3 (0-0)	15,642	McVeigh, 16	Jacobson, 10	Webster, 9	Webster, 2
12/7	No. 10 Creighton	L, 62-77	5-4 (0-0)	15,902	Webster, 20	Morrow, 13	Watson, 4	Webster 3
12/10	at No. 3 Kansas	L, 72-89	5-5 (0-0)	16,300	Webster, 22	Tshimanga, 8	Webster, 5	Watson, 2
12/18	Gardner-Webb	L, 62-70	5-6 (0-0)	14,333	Webster, 17	Morrow, 18	Webster, 4	McVeigh, 3
12/20	Southern	W, 81-76	6-6 (0-0)	13,960	Horne, 18	Jacobson, Webster, Tshimanga 5	Webster 5	Taylor, 4
12/28	at No. 16 Indiana*	W, 87-83	7-6 (1-0)	16,168	Watson, 26	Morrow, 10	Watson, 4	Watson, 5
1/1	at Maryland *	W, 67-65	8-6 (2-0)	15,067	Webster, 18	Jacobson, 9	Webster, 5	Watson, Roby, 3
1/5	Iowa *	W, 93-90 (2OT)	9-6 (3-0)	14,939	Watson, 34	Jacobson, 13	Webster, 7	Webster, 4
1/8	Northwestern *	L, 66-74	9-7 (3-1)	15,053	Webster, 17	Jacobson, 10	Taylor, 4	Taylor, 3
1/14	at Michigan *	L, 85-91	9-8 (3-2)	11,145	Webster, 28	Webster, 9	Webster, 3	Taylor, Roby, Watson, 2
1/18	Ohio State *	L, 66-67	9-9 (3-3)	15,635	Webster, 18	Jacobson, Roby, Taylor, 8	Webster, Watson, 3	Taylor, 3
1/21	at Rutgers *	L, 64-65	9-10 (3-4)	6,294	Webster, 14	Jacobson, Taylor, 6	Jacobson 4	Taylor, 4
1/26	at Northwestern *	L, 61-73	9-11 (3-5)	7,108	Webster, 23	Jacobson, 9	Watson, 5	Webster, 3
1/29	No. 20 Purdue *	W, 83-80	10-11 (4-5)	15,715	McVeigh, 21	Webster, 8	Webster, 6	Taylor, 2
2/2	Michigan State *	L, 61-72	10-12 (4-6)	15,821	Webster, 18	Tshimanga, 9	Webster, 5	Watson, 3
2/5	at Iowa *	L, 70-81	10-13 (4-7)	13,495	McVeigh, 16	Tshimanga, 8	Webster, 6	5 players, 1
2/9	No. 9 Wisconsin	L, 69-70 (OT)	10-14 (4-8)	15,772	Webster, 19	Morrow, 13	Webster, 5	McVeigh, Roby, 2

\* -- Big Ten game; @-Wooden Legacy

## MISCELLANEOUS REVIEW

Nebraska Record When:	All (W)	All (L)	H (W)	H (L)	A (W)	A (L)
Ahead at Halftime	9	8	7	5	2	3
Behind at Halftime	1	6	0	1	1	5
Tied at Halftime	0	0	0	0	0	0
Bench Outscores Opponent's	6	6	5	3	1	3
Opponent Bench Outscores NU	4	8	2	3	2	5
Bench scoring is even	0	0	0	0	0	0
Shooting 50% or Better	2	1	1	0	1	1
Shooting Under 50%	8	13	6	6	2	7
Opp. Shoots 50% or Better	0	6	0	3	0	3
Opp. Shoots Under 50%	10	8	7	3	3	5
Outshooting Opponent (pct.)	8	4	5	2	3	2
Outshot by Opponent (pct.)	2	10	2	4	0	6
Shooting is even	0	0	0	0	0	0
Outrebounding Opponent	4	6	3	3	1	3
Outrebounded by Opponent	5	6	3	2	2	4
Rebounds are Even	1	2	1	1	0	1
Committing More TOs than Opp	2	3	1	2	1	1
Committing Fewer TOs than Opp	8	8	6	3	2	5
Turnovers are Even	0	3	0	1	0	2
Leading with 5:00 left	7	2	6	1	1	1
Trailing with 5:00 left	2	12	1	5	1	7
Tied with 5:00 left	1	0	0	0	1	0
In Overtime	1	1	1	1	0	0
Scoring 80 or more points	6	1	4	0	2	1

Scoring 61 to 79 points	4	11	3	6	1	5
Scoring 60 or fewer points	0	2	0	0	0	2
Allowing 80 or more points	3	4	2	0	1	4
Allowing 61 to 79 points	5	9	3	6	2	3
Allowing 60 or fewer points	2	1	2	0	0	1

## Field-Goal Percentage by Site:

NU	H (PBA) --327-775= 42.2	A - 292-696 = 42.0
OPP	A -284-634 =44.8	H (PBA) - 332-775 = 43.8

## Free-Throw Percentage by Site:

NU	H (PBA) - 198-220= 70.7	A --125-174 = 71.8
OPP	A --173-241= 71.8	H (PBA) --130-200 = 65.0

NU Average at home: 71.8 ppg (934)

Opp. Average at home: 68.5 ppg (890)

NU Average on Road/Neutral: 69.8 ppg (768)

Opp. Average on Road/Neutral: 75.7 ppg (833)

## MISCELLANEOUS STREAKS

Biggest margin of victory .....	32, Mary (11/15)
Biggest margin of defeat .....	17, at Kansas (12/10)
Largest deficit overcome in win.....	13, at Maryland (1/1)
Largest halftime deficit overcome in win .....	3; at Indiana (12/28)
Largest lead surrendered in loss .....	12, Ohio State (1/18)
Largest halftime lead surrendered in loss .....	8, Ohio State (1/18)
Largest lead at any time .....	26, Sacramento State (11/13)
Largest deficit at any time .....	24, at Kansas (12/10)
Largest runs without opponent scoring .....	16, Northwestern (1st, 1:42-2nd, 19:01)
Largest opponent run without NU scoring .....	17, at Maryland (2nd, 11:52-8:02)



## MISC STATS

## SEASON AND CAREER BESTS

## #0 TAI WEBSTER

**Points**

Season: 28 at Michigan (1/14/17)

Career: Same

**Rebounds**

Season: 9 at Michigan (1/14/17)

Career: same

**Field Goals**

Season: 12 at Michigan (1/14/17)

Career: Same

**Field Goal Attempts**

Season: 23 at Northwestern (1/26/17)

Career: Same

**3-Point Field Goals**

Season: 3 vs. South Dakota (12/3/16)

Career: Same

**3-Point Field Goal Attempts**

Season: 6 vs. South Dakota (12/3/16); at Iowa (2/5/17)

Career: Same

**Free Throws**

Season: 11 vs. LA Tech (11/19/16)

Career: Same

**Free Throw Attempts**

Season: 12, three times last vs. Iowa (1/5/17)

Career: Same

**Assists**

Season: 9 vs. South Dakota (12/3/16)

Career: Same

**Steals**

Season: 4 at Indiana (12/28/2016); vs. Iowa (1/5/17)

Career: 5 vs. Michigan (1/23/16)

**Blocks**

Season: 1 three times, last vs. Iowa (1/5/17)

Career: 3 at Northwestern (3/6/16)

**Minutes Played**

Season: 49 vs. Iowa (1/5/17)

Career: same

## #1 ANTON GILL (NEBASKA HIGHS)

**Points**

Season: 10 vs. Dayton (11/24/16); vs. Southern (12/20/16)

Career: Same

**Rebounds**

Season: 5 vs. UCLA (11/24/2016)

Career: Same

**Field Goals**

Season: 4 vs. Dayton (11/24/16)

Career: Same

**Field Goal Attempts**

Season: 10 vs. UCLA (11/24/2016)

Career: Same

**3-Point Field Goals**

Season: 2 three times, last vs. Southern (12/20/16)

Career: Same

**3-Point Field Goal Attempts**

Season: 6 vs. UCLA (11/24/2016)

Career: Same

**Free Throws**

Season: 2 vs. Southern (12/20/16)

Career: Same

**Free Throw Attempts**

Season: 4 vs. Southern (12/20/16)

Career: Same

**Assists**

Season: 2 vs. Mary (11/15/16)

Career: Same

**Steals**

Season: 1 four times, last vs. Southern (12/20/16)

Career: Same

**Blocks**

Season: N/A

Career: Same

**Minutes Played**

Season: 26 vs. Gardner-Webb (12/18/16)

Career: Same

## #2 JERIAH HORNE

**Points**

Season: 18 vs. Southern (12/20/16)

Career: Same

**Rebounds**

Season: 7 vs. Purdue (1/29/17)

Career: Same

**Field Goals**

Season: 7 vs. Southern (12/20/16); vs. Purdue (1/29/17)

Career: Same

**Field Goal Attempts**

Season: 12 vs. Purdue (1/29/17)

Career: Same

**3-Point Field Goals**

Season: 4 vs. Southern (12/20/16)

Career: Same

**3-Point Field Goal Attempts**

Season: 10 vs. Iowa (1/5/17)

Career: Same

**Free Throws**

Season: 4 vs. Iowa (1/5/17)

Career: Same

**Free Throw Attempts**

Season: 6 vs. Iowa (1/5/17)

Career: Same

**Assists**

Season: 2 vs. Southern (12/20/16)

Career: Same

**Steals**

Season: 1 four times, last vs. Wisconsin (2/9/17)

Career: Same

**Blocks**

Season: 2 vs. Southern (12/20/16)

Career: Same

**Minutes Played**

Season: 27 vs. Iowa (1/5/17)

Career: Same

## #3 JASON SHULTIS

**Points**

Season: N/A

Career: Same

**Rebounds**

Season: N/A

Career: Same

**Field Goals**

Season: N/A

Career: Same

**Field Goal Attempts**

Season: N/A

Career: Same

**3-Point Field Goals**

Season: N/A

Career: Same

**3-Point Field Goal Attempts**

Season: N/A

Career: Same

**Free Throws**

Season: N/A

Career: Same

**Free Throw Attempts**

Season: N/A

Career: Same

**Assists**

Season: N/A

Career: Same

**Steals**

Season: N/A

Career: Same

**Blocks**

Season: N/A

Career: Same

**Minutes Played**

Season: N/A

Career: Same

## #5 GLYNN WATSON JR.

**Points**

Season: 34 vs. Iowa (1/5/17)

Career: Same

**Rebounds**

Season: 6 at Clemson (11/30/16)

Career: 6 vs. Ohio State (2/20/16); at Clemson (11/30/16)

**Field Goals**

Season: 11 vs. Iowa (1/5/17)

Career: Same

**Field Goal Attempts**

Season: 19 at Clemson (11/30/16)

Career: Same

**3-Point Field Goals**

Season: 7 vs. Iowa (1/5/17)

Career: Same

**3-Point Field Goal Attempts**

Season: 8 vs. Iowa (1/5/17)

Career: same

**Free Throws**

Season: 6 vs. Dayton (11/24/16); at Indiana (12/28/2016)

Career: 6 three times, last at Indiana (12/28/2016)

**Free Throw Attempts**

Season: 8 vs. Dayton (11/24/16)

Career: Same

**Assists**

Season: 6 vs. Sacramento State (11/13/16)

Career: 9 vs. Rutgers (2/6/16)

**Steals**

Season: 5 three times, last at Indiana (12/28/2016)

Career: Same

**Blocks**

Season: 1 vs. LA Tech (11/19/16); vs. Creighton (12/7/2016)

Career: 1 three times, last vs. Creighton (12/7/2016)

**Minutes Played**

Season: 40 vs. Iowa (1/5/17)

Career: same

## #10 JACK MCVEIGH

**Points**

Season: 21 vs. LA Tech (11/19/16); vs. Purdue (1/29/17)

Career: Same

**Rebounds**

Season: 7 vs. Sac. St (11/13/16); at Northwestern (1/26/17)

Career: Same

**Field Goals**

Season: 7 at Iowa (2/5/17)

Career: same

**Field Goal Attempts**

Season: 13 vs. South Dakota (12/3/16); at Iowa (2/5/17)

Career: Same

**3-Point Field Goals**

Season: 4 three times, last vs. Purdue (1/29/17)

Career: 5 vs. Ohio State (2/20/16)

**3-Point Field Goal Attempts**

Season: 9 vs. South Dakota (12/3/16)

Career: 10 vs. Ohio State (2/20/16)

**Free Throws**

Season: 7 vs. Purdue (1/29/17)

Career: Same

**Free Throw Attempts**

Season: 10 vs. Purdue (1/29/17)

Career: Same

**Assists**

Season: 4 vs. Mary (11/15/16)

Career: Same

**Steals**

Season: 3 vs. Gardner-Webb (12/18/16)

Career: 3 vs. Delaware St. (11/19/15); vs. Gardner-Webb (12/18/16)

**Blocks**

Season: 2 vs. Purdue (1/29/17)

Career: same

**Minutes Played**

Season: 36 vs. Creighton (12/7/2016)

Career: Same

## #11 EVAN TAYLOR

**Points**

Season: 11 three times, last vs. Ohio State (1/18/17)

Career: Same

**Rebounds**

Season: 8 at Maryland (1/1/17); vs. Ohio State (1/18/17)

Career: Same

**Field Goals**

Season: 5 vs. Northwestern (1/8/17); at Michigan (1/14/17)

Career: Same

**Field Goal Attempts**

Season: 9 three times, last vs. Ohio State (1/18/17)

Career: Same

**3-Point Field Goals**

Season: 1 vs. Northwestern (1/8/17); at Michigan (1/14/17)

Career: Same

**3-Point Field Goal Attempts**

Season: 2 three times, last at Rutgers (1/21/17)

Career: Same

**Free Throws**

Season: 4 vs. Southern (12/20/16); at Rutgers (1/21/17)

Career: Same

**Free Throw Attempts**

Season: 5 vs. Iowa (1/5/17)

Career: Same

**Assists**

Season: 4 vs. Northwestern (1/8/17)

Career: Same

**Steals**

Season: 4 vs. Southern (12/20/16); at Rutgers (1/21/17)

Career: Same

**Blocks**

Season: 1 vs. LA Tech (11/19/16); vs. Iowa (1/5/17)

Career: Same

**Minutes Played**

Season: 42 vs. Iowa (1/5/17)

Career: Same

## #12 MICHAEL JACOBSON

**Points**

Season: 12 vs. Northwestern (1/8/17)

Career: 14 vs. Rutgers (3/9/16)

**Rebounds**

Season: 13 vs. Iowa (1/5/17)

Career: Same

**Field Goals**

Season: 5 at Clemson (11/30/16); vs. Northwestern (1/8/17)

Career: 6 vs. Rutgers (3/9/16)

**Field Goal Attempts**

Season: 10 vs. Creighton (12/7/2016); vs. Purdue (1/29/17)

Career: same

**3-Point Field Goals**

Season: 2 vs. South Dakota (12/3/16)

Career: Same

**3-Point Field Goal Attempts**

Season: 3 three times, last vs. Creighton (12/7/2016)

Career: same

**Free Throws**

Season: 3 vs. Dayton (11/24/16); vs. South Dakota (12/3/16)

Career: 5 vs. MVSU (11/14/15); vs. Minnesota (1/12/16)

**Free Throw Attempts**

Season: 5 vs. Gardner-Webb (12/18/16)

Career: 6 vs. MVSU (11/14/15); vs. Minnesota (1/12/16)

**Assists**

Season: 5 vs. South Dakota (12/3/16)

Career: same

**Steals**

Season: 2 three times, last vs. Iowa (1/5/17)

Career: 3 vs. Indiana (1/2/16)

**Blocks**

Season: 3 vs. Iowa (1/5/17)

## #13 MALCOLM LAWS (NEBASKA HIGHS)

**Points**  
Season: N/A  
Career: 1 vs. Mississippi Valley State (11/14/15)

**Rebounds**  
Season: N/A  
Career: 1 vs. MVSU (11/14/15); at Rutgers (1/9/16)

**Field Goals**  
Season: N/A  
Career: same

**Field Goal Attempts**  
Season: N/A  
Career: 2 vs. SE Louisiana (11/22/15)

**3-Point Field Goals**  
Season: N/A  
Career: same

**3-Point Field Goal Attempts**  
Season: N/A  
Career: 1 vs. SE Louisiana (11/22/15)

**Free Throws**  
Season: N/A  
Career: 1 vs. Mississippi Valley State (11/14/15)

**Free Throw Attempts**  
Season: N/A  
Career: 2 vs. Mississippi Valley State (11/14/15)

**Assists**  
Season: N/A  
Career: same

**Steals**  
Season: N/A  
Career: 1 at Rutgers (1/9/16)

**Blocks**  
Season: N/A  
Career: same

**Minutes Played**  
Season: N/A  
Career: 4 vs. MVSU (11/14/15); vs. SE Louisiana (11/22/15)

## #15 ISAIAH ROBY

**Points**  
Season: 8 vs. So. Dakota (12/3/16); at Indiana (12/28/2016)  
Career: Same

**Rebounds**  
Season: 8 three times, last vs. Wisconsin (2/9/17)  
Career: Same

**Field Goals**  
Season: 3 four times, last at Michigan (1/14/17)  
Career: Same

**Field Goal Attempts**  
Season: 9 vs. Creighton (12/7/2016)  
Career: Same

**3-Point Field Goals**  
Season: 1 three times, last at Michigan (1/14/17)  
Career: Same

**3-Point Field Goal Attempts**  
Season: 3 vs. Creighton (12/7/2016)  
Career: Same

**Free Throws**  
Season: 2 five times, last at Indiana (12/28/2016)  
Career: Same

**Free Throw Attempts**  
Season: 2 six times, last at Indiana (12/28/2016)  
Career: Same

**Assists**  
Season: 3 at Indiana (12/28/2016)  
Career: Same

**Steals**  
Season: 3 at Maryland (1/1/17)  
Career: Same

**Blocks**  
Season: 4 vs. Ohio State (1/18/17)  
Career: Same

**Minutes Played**  
Season: 29 at Michigan (1/14/17); vs. Ohio State (1/18/17)  
Career: Same

## #21 MOHAMMAD ELRADI

**Points**  
Season: N/A  
Career: Same

**Rebounds**  
Season: N/A  
Career: Same

**Field Goals**  
Season: N/A  
Career: Same

**Field Goal Attempts**  
Season: N/A  
Career: Same

**3-Point Field Goals**  
Season: N/A  
Career: Same

**3-Point Field Goal Attempts**  
Season: N/A  
Career: Same

**Free Throws**  
Season: N/A  
Career: Same

**Free Throw Attempts**  
Season: N/A  
Career: Same

**Assists**  
Season: N/A  
Career: Same

**Steals**  
Season: N/A  
Career: Same

**Blocks**  
Season: N/A  
Career: Same

**Minutes Played**  
Season: N/A  
Career: Same

## #23 NICK FULLER

**Points**  
Season: 2 vs. Ohio State (1/18/17); at Iowa (2/5/17)  
Career: 12 at Maryland (2/19/15)

**Rebounds**  
Season: 2 at Michigan (1/14/17); vs. Ohio State (1/18/17)  
Career: 9 vs. Mississippi Valley State (11/14/15)

**Field Goals**  
Season: 1 vs. Ohio State (1/18/17); at Iowa (2/5/17)  
Career: 5 at Maryland (2/19/15)

**Field Goal Attempts**  
Season: 1, four times, last at Iowa (2/5/17)  
Career: 9 at Maryland (2/19/15)

**3-Point Field Goals**  
Season: N/A  
Career: 2 at Maryland (2/19/15)

**3-Point Field Goal Attempts**  
Season: N/A  
Career: 3 at Maryland (2/19/15)

**Free Throws**  
Season: N/A  
Career: 6 vs. Mississippi Valley State (11/14/15)

**Free Throw Attempts**  
Season: N/A  
Career: 8 vs. Mississippi Valley State (11/14/15)

**Assists**  
Season: N/A  
Career: 2 two times, last vs. SE Louisiana (11/22/15)

**Steals**  
Season: N/A  
Career: 2 three times, last vs. Penn State (2/13/16)

**Blocks**  
Season: N/A  
Career: 1 four times, last vs. Purdue (3/1/16)

**Minutes Played**  
Season: 9 at Iowa (2/5/17)  
Career: 30 vs. Iowa (2/22/15)

## #24 JAMES PALMER JR. (NU HIGHS)

**Points**  
Season: N/A  
Career: Same

**Rebounds**  
Season: N/A  
Career: Same

**Field Goals**  
Season: N/A  
Career: Same

**Field Goal Attempts**  
Season: N/A  
Career: Same

**3-Point Field Goals**  
Season: N/A  
Career: Same

**3-Point Field Goal Attempts**  
Season: N/A  
Career: Same

**Free Throws**  
Season: N/A  
Career: Same

**Free Throw Attempts**  
Season: N/A  
Career: Same

**Assists**  
Season: N/A  
Career: Same

**Steals**  
Season: N/A  
Career: Same

**Blocks**  
Season: N/A  
Career: Same

**Minutes Played**  
Season: N/A  
Career: Same

## #30 ED MORROW JR.

**Points**  
Season: 19 vs. Dayton (11/24/16)  
Career: Same

**Rebounds**  
Season: 18 vs. Gardner-Webb (12/18/16)  
Career: Same

**Field Goals**  
Season: 9 vs. Dayton (11/24/16)  
Career: same

**Field Goal Attempts**  
Season: 13 vs. Sacramento State (11/13/16)  
Career: same

**3-Point Field Goals**  
Season: N/A  
Career: same

**3-Point Field Goal Attempts**  
Season: N/A  
Career: same

**Free Throws**  
Season: 5 vs. Gardner-Webb (12/18/16)  
Career: same

**Free Throw Attempts**  
Season: 9 vs. Gardner-Webb (12/18/16)  
Career: same

**Assists**  
Season: 2 at Kansas (12/10/16)  
Career: Same

**Steals**  
Season: 1, six times, last vs. Wisconsin (2/9/17)  
Career: same

**Blocks**  
Season: 5 at Indiana (12/28/2016)  
Career: same

**Minutes Played**  
Season: 37 at Maryland (1/1/17)  
Career: Same

## #32 JORDY TSHIMANGA

**Points**  
Season: 15 vs. Michigan State (2/2/17)  
Career: Same

**Rebounds**  
Season: 10 vs. Wisconsin (2/9/17)  
Career: Same

**Field Goals**  
Season: 5 vs. Michigan State (2/2/17)  
Career: Same

**Field Goal Attempts**  
Season: 8 vs. Wisconsin (2/9/17)  
Career: Same

**3-Point Field Goals**  
Season: N/A  
Career: Same

**3-Point Field Goal Attempts**  
Season: N/A  
Career: Same

**Free Throws**  
Season: 5 vs. Michigan State (2/2/17)  
Career: Same

**Free Throw Attempts**  
Season: 7 at Kansas (12/10/16)  
Career: Same

**Assists**  
Season: 1 four times, last at Iowa (2/5/17)  
Career: Same

**Steals**  
Season: 2 vs. Mary (11/15/16)  
Career: Same

**Blocks**  
Season: 2 three times, last at Kansas (12/10/16)  
Career: Same

**Minutes Played**  
Season: 24 vs. Michigan State (2/2/17)  
Career: Same

## #41 TANNER BORCHARDT

**Points**  
Season: none  
Career: 4 vs. Mississippi Valley State (11/14/15)

**Rebounds**  
Season: none  
Career: 2 three times, last vs. Rutgers (2/6/16)

**Field Goals**  
Season: none  
Career: 2 vs. Mississippi Valley State (11/14/15)

**Field Goal Attempts**  
Season: none  
Career: 2 vs. Mississippi Valley State (11/14/15)

**3-Point Field Goals**  
Season: none  
Career: same

**3-Point Field Goal Attempts**  
Season: none  
Career: same

**Free Throws**  
Season: none  
Career: same

**Free Throw Attempts**  
Season: none  
Career: same

**Assists**  
Season: none  
Career: same

**Steals**  
Season: none  
Career: same

**Blocks**  
Season: none  
Career: same

**Minutes Played**  
Season: none  
Career: 5 vs. UAPB (11/24)





**#0 TAI WEBSTER** | 6-4 | 196 | Sr. | G | Auckland, New Zealand

## CAREER STATS

Year	GP	GS	Total									Rebounds								PF	FO	Ast	TO	Blk	Stl	Pts	Avg
			Min	Avg	FG	FGA	Pct	3FG	3FGA	Pct	FT	FTA	Pct	Off	Def	Tot	Avg										
2013-14	32	30	729	22.8	34	112	.304	6	35	.171	52	84	.619	14	52	66	2.1	74	0	63	58	3	24	126	3.9		
2014-15	30	4	551	18.4	39	109	.358	12	52	.231	28	38	.737	12	45	57	1.9	64	2	35	39	4	21	118	3.9		
2015-16	34	18	941	27.7	126	266	.474	21	60	.350	71	96	.740	27	113	140	4.1	74	2	66	71	12	46	344	10.1		
2016-17	24	24	848	35.3	150	348	.431	32	104	.308	100	135	.741	24	93	117	4.9	59	1	99	75	4	32	432	18.0		
TOTAL	120	76	3069	25.6	349	835	.418	71	251	.283	251	353	.711	77	303	380	3.2	271	5	263	243	23	123	1020	8.5		

## 2016-17 GAME-BY-GAME

Opponent	Date	GS	Min	TOTAL			3-PTS			REBOUNDS			PF	FO	A	TO	Blk	Stl	Pts	Avg				
				FG	FGA	Pct	3FG	FGA	Pct	FT	FTA	Pct									Off	Def	Tot	Avg
Sacramento State	11/13/16	*	31	7	12	.583	1	3	.333	5	6	.833	0	5	5	5.0	1	0	1	1	0	20	20.0	
Mary	11/15/16	*	20	4	7	.571	2	4	.500	0	0	.000	1	4	5	5.0	3	0	3	2	0	1	10	15.0
Louisiana Tech	11/19/16	*	37	5	11	.455	2	3	.667	11	12	.917	2	4	6	5.3	2	0	4	5	1	2	23	17.7
vs. Dayton	11/24/16	*	27	6	11	.545	1	3	.333	3	4	.750	0	2	2	4.5	5	1	3	1	0	0	16	17.3
vs. UCLA	11/25/16	*	36	8	16	.500	2	3	.667	1	3	.333	2	5	7	5.0	3	0	7	3	0	2	19	17.6
vs. Virginia Tech	11/27/16	*	34	6	11	.545	1	4	.250	10	12	.833	2	6	8	5.5	2	0	2	2	1	0	23	18.5
at Clemson	11/30/16	*	36	5	14	.357	1	5	.200	1	3	.333	0	4	4	5.3	4	0	1	2	0	2	12	17.6
South Dakota	12/3/16	*	36	3	8	.375	3	6	.500	3	4	.750	0	6	6	5.4	1	0	9	2	0	2	12	16.9
Creighton	12/7/16	*	37	6	17	.353	1	5	.200	7	9	.778	3	3	6	5.4	4	0	4	3	0	3	20	17.2
at Kansas	12/10/16	*	36	9	20	.450	1	2	.500	3	3	1.000	0	2	2	5.1	1	0	5	3	0	1	22	17.7
Gardner-Webb	12/18/16	*	37	6	14	.429	1	3	.333	4	6	.667	1	4	5	5.1	1	0	4	7	0	0	17	17.6
Southern	12/20/16	*	32	4	10	.400	0	5	.000	2	3	.667	0	5	5	5.1	2	0	5	4	0	0	10	17.0
at Indiana	12/28/16	*	38	7	13	.538	2	5	.400	5	10	.500	0	4	4	5.0	1	0	2	5	0	4	21	17.3
at Maryland	1/1/17	*	32	6	12	.500	1	4	.250	5	7	.714	0	2	2	4.8	4	0	5	3	0	2	18	17.4
Iowa	1/5/17	*	49	7	16	.438	1	4	.250	8	12	.667	1	5	6	4.9	4	0	7	3	1	4	23	17.7
Northwestern	1/8/17	*	38	5	14	.357	2	6	.333	5	7	.714	0	6	6	4.9	2	0	3	3	0	2	17	17.7
at Michigan	1/14/17	*	37	12	20	.600	1	3	.333	3	4	.750	2	7	9	5.2	2	0	4	5	0	1	28	18.3
Ohio State	1/18/17	*	38	7	15	.467	2	6	.333	2	4	.500	0	2	2	5.0	2	0	3	0	0	1	18	18.3
at Rutgers	1/21/17	*	38	5	15	.333	1	5	.200	3	3	1.000	2	1	3	4.9	3	0	2	3	0	1	14	18.1
at Northwestern	1/26/17	*	37	9	23	.391	2	6	.333	3	4	.750	1	5	6	5.0	1	0	3	3	0	3	23	18.3
Purdue	1/29/17	*	35	5	18	.278	1	4	.250	4	4	1.000	2	6	8	5.1	2	0	6	3	1	0	15	18.1
Michigan State	2/2/17	*	33	6	15	.400	2	5	.400	4	6	.667	2	0	2	5.0	2	0	5	4	0	0	18	18.1
at Iowa	2/5/17	*	35	6	18	.333	0	6	.000	2	2	1.000	2	4	6	5.0	4	0	6	4	0	1	14	18.0
Wisconsin	2/9/17	*	39	6	18	.333	1	4	.250	6	7	.857	1	1	2	4.9	3	0	5	4	0	0	19	18.0
Totals		24	848	150	348	.431	32	104	.308	100	135	.741	24	93	117	4.9	59	1	99	75	4	32	432	18.0

## 2016-17 HONORS

- Big Ten Co-Player of the Week (Jan. 2)
- New Zealand National Team

## NOTING WEBSTER

- Senior who can play both guard spots with his combination of size and athleticism
- Played for the New Zealand Senior National Team as they tried to qualify for the Rio Olympics and averaged 16.3 points and 8.7 rebounds per game at the FIBA Olympic Qualifying Tournament last July
- Has reached double figures in every game this season, including nine games with at least 20 points,
- Is the only Big Ten player in double figures every game this season
- Led NU with 19 points and five assists vs. No. 7 Wisconsin
- Went over 1,000 career points at Iowa, as he totaled 14 points, six rebounds and six assists
- Keyed the win over Purdue with 15 points and team highs in both rebounds (eight) and assists (six)
- Totaled 23 points, six rebounds, three assists and three steals at Northwestern
- Established career highs in both points (28) and rebounds (nine) at Michigan, hitting 12-of-20 shots from the floor and also led NU with four assists
- Matched his then-career high with 23 points while adding seven assists, six rebounds and four steals in the double OT win over Iowa, scoring the go-ahead point with 47 seconds left in the second overtime
- Topped NU with 18 points and five assists at Maryland, scoring the last seven points as NU overcame a 13-point deficit with a 14-0 game-ending run
- Totaled 21 points, four rebounds and four assists in the victory over No. 16 Indiana
- Led NU at No. 3 Kansas with 22 points and five assists, marking the first time in his career he has had consecutive 20-point games (also vs. No. 10 Creighton)
- Posted his fourth 20-point game of the season vs. No. 10 Creighton with 20 points, six rebounds and four assists
- Averaged 19.3 points, 5.7 rebounds and 4.0 assists in three games at the Wooden Legacy
- Was one of the bright spots in the loss to Virginia Tech, matching his career high in both points (23) and rebounds (8)
- Turned in a strong effort vs. No. 14 UCLA with 19 points and dished out seven assists
- Scored 17 of his career-high 23 points in the first half against Louisiana Tech, as he went 11-of-12 from the line and chipped in six rebounds and four assists
- Was one of the most improved players in the Big Ten in 2015-16, as he averaged 10.1 points and 4.1 rebounds per game, doubling his previous bests in scoring and rebounding

## MISC. STATS

Category	2016-17	Career
Double-Figure Scoring	24	47
Double-Figure Rebounding	0	0
Double-Figure Assists	0	0
Double-Doubles	0	0
Led NU in Scoring	14	18
Led NU in Rebounding	5	9
Led NU in Assists	16	39
20+ Point Games	9	11
30+ Point Games	0	0

## TOP PERFORMANCES OF 2016-17

Category	No.	Opponent (Date)
Points	28	Michigan (1/14/17)
	23	Louisiana Tech (11/19/16)
	23	Virginia Tech (11/27/16)
	23	Iowa (1/5/17)
	23	at Northwestern (1/26/17)
Rebounds	9	Michigan (1/14/17)
	8	Purdue (1/29/17)
	8	Virginia Tech (11/27/16)
	7	UCLA (11/25/16)
Assists	9	South Dakota (12/3/16)
	7	UCLA (11/25/16)
	7	Iowa (1/5/17)



#1 ANTON GILL | 6-3 | 195 | Jr. | G | Raleigh, N.C.

### CAREER STATS

Year	GP	GS	Min	Avg	Total					3FG	3FGA	Pct	FT	FTA	Pct	Rebounds				PF	FO	Ast	TO	Blk	Stl	Pts	Avg
					FG	FGA	Pct	Off	Def							Tot	Avg										
2013-14*	24	0	136	5.7	11	34	.324	6	25	.240	4	12	.333	3	13	16	0.7	16	1	5	3	0	4	32	1.3		
2014-15*	31	0	292	9.4	30	85	.353	11	43	.256	7	19	.368	2	23	25	0.8	32	1	17	20	4	15	78	2.5		
2016-17	12	1	208	17.3	16	59	.271	8	29	.276	5	8	.625	7	16	23	1.9	17	0	6	11	0	4	45	3.8		
TOTAL	12	1	208	17.3	16	59	.271	8	29	.276	5	8	.625	7	16	23	1.9	17	0	6	11	0	4	45	3.8		
All*	67	1	636	9.5	57	178	.320	25	97	.258	16	39	.410	12	52	64	1.0	65	2	28	34	4	23	155	2.3		

\* Statistics from Louisiana

\* Statistics from Louisville

### 2016-17 GAME-BY-GAME

Opponent	Date	GS	Min	TOTAL			3-PTS			FT	FTA	Pct	REBOUNDS				PF	FO	A	TO	Blk	Stl	Pts	Avg
				FG	FGA	Pct	3FG	3FGA	Pct				Off	Def	Tot	Avg								
Sacramento State	11/13/16		16	0	4	.000	0	0	.000	0	0	.000	1	2	3	3.0	4	0	0	1	0	1	0	0.0
Mary	11/15/16		24	1	5	.200	0	3	.000	1	2	.500	0	2	2	2.5	0	0	2	4	0	0	3	1.5
Louisiana Tech	11/19/16		5	0	2	.000	0	1	.000	0	0	.000	0	0	0	1.7	0	0	0	0	0	0	0	1.0
vs. Dayton	11/24/16		23	4	5	.800	2	3	.667	0	0	.000	0	2	2	1.8	2	0	1	1	0	0	10	3.3
vs. UCLA	11/25/16		16	1	10	.100	1	6	.167	0	0	.000	0	5	5	2.4	1	0	1	0	0	0	3	3.2
vs. Virginia Tech	11/27/16		16	2	6	.333	2	3	.667	0	0	.000	0	2	2	2.3	0	0	0	0	0	0	6	3.7
at Clemson	11/30/16		15	0	4	.000	0	2	.000	0	0	.000	1	0	1	2.1	3	0	1	2	0	1	0	3.1
South Dakota	12/3/16		6	0	2	.000	0	2	.000	0	0	.000	0	0	0	1.9	1	0	0	0	0	0	0	2.8
Creighton	12/7/16		18	2	3	.667	0	1	.000	0	0	.000	1	0	1	1.8	2	0	1	2	0	0	4	2.9
at Kansas	12/10/16		22	2	6	.333	1	2	.500	2	2	1.000	1	0	1	1.7	0	0	0	0	0	1	7	3.3
Gardner-Webb	12/18/16	*	26	1	7	.143	0	3	.000	0	0	.000	1	2	3	1.8	1	0	0	1	0	0	2	3.2
Southern	12/20/16		21	3	5	.600	2	3	.667	2	4	.500	2	1	3	1.9	3	0	0	0	0	1	10	3.8
at Indiana	12/28/16		DNP-Knee																					
at Maryland	1/1/17		DNP-Knee																					
Iowa	1/5/17		DNP-Knee																					
Northwestern	1/8/17		DNP-Knee																					
at Michigan	1/14/17		DNP-Knee																					
Ohio State	1/18/17		DNP-Knee																					
at Rutgers	1/21/17		DNP-Knee																					
at Northwestern	1/26/17		DNP-Knee																					
Purdue	1/29/17		DNP-Knee																					
Michigan State	2/2/17		DNP-Knee																					
at Iowa	2/5/17		DNP-Knee																					
Wisconsin	2/9/17		DNP-Knee																					
<b>Totals</b>		1	208	16	59	.271	8	29	.276	5	8	.625	7	16	23	1.9	17	0	6	11	0	4	45	3.8

### NOTING GILL

- Junior who will miss the rest of the season following a right knee injury suffered during a team practice on Dec. 25
- Transfer from Louisville who is rounding into form after missing two months with a knee injury in the fall and is coming off the bench
- Had 10 points - his first double-digit outing since Nov. 24 - three rebounds and a steal in 18 minutes vs. Southern
- Made his first start against Gardner-Webb, finishing with two points on 1-of-7 shooting and three rebounds
- Totaled seven points in 22 minutes at No. 3 Kansas
- Had four points and an assist in 18 minutes vs. No. 10 Creighton
- Averaged 6.3 points and 3.0 rebounds per game at the Wooden Legacy
- Provided a big spark off the bench against Dayton with a season-high 10 points on 4-of-5 shooting and a pair of assists
- Totaled a season high five rebounds and had three points against No. 14 UCLA
- Had six points, including a pair of 3-pointers, in the loss to Virginia Tech
- Had three points, two rebounds and two assists against Mary

### MISC. STATS

Category	2016-17	Career
Double-Figure Scoring *	2	4
Double-Figure Rebounding *	0	0
Double-Figure Assists *	0	0
Double-Doubles *	0	0
Led NU in Scoring	0	0
Led NU in Rebounding	0	0
Led NU in Assists	0	0
20+ Point Games *	0	0
30+ Point Games *	0	0

\*-Includes Louisville

### TOP PERFORMANCES OF 2016-17

Category	No.	Opponent (Date)
Points	10	Dayton (11/24/16)
	10	Southern (12/20/16)
	7	at Kansas (12/10/16)
	6	Virginia Tech (11/27/16)
Rebounds	5	UCLA (11/25/16)
	3	Southern (12/20/16)
	3	Sacramento State (11/13/16)
	3	Gardner-Webb (12/18/16)
Assists	2	Mary (11/15/16)
	1	Dayton (11/24/16)
	1	UCLA (11/25/16)
	1	Clemson (11/30/16)
	1	Creighton (12/7/16)



**#2 JERIAH HORNE** | 6-7 | 222 | Fr. | F | Overland Park, Kan.

## CAREER STATS

Year	GP	GS	Min	Avg	Total					Rebounds															
					FG	FGA	Pct	3FG	3FGA	Pct	FT	FTA	Pct	Off	Def	Tot	Avg	PF	FO	Ast	TO	Blk	Stl	Pts	Avg
2016-17	22	0	260	11.8	36	87	.414	17	51	.333	8	10	.800	7	42	49	2.2	20	0	10	15	3	5	97	4.4
TOTAL	22	0	260	11.8	36	87	.414	17	51	.333	8	10	.800	7	42	49	2.2	20	0	10	15	3	5	97	4.4

## 2016-17 GAME-BY-GAME

Opponent	Date	GS	Min	TOTAL			3-PTS			REBOUNDS						PF	FO	A	TO	Blk	Stl	Pts	Avg					
				FG	FGA	Pct	3FG	FGA	Pct	FT	FTA	Pct	Off	Def	Tot									Avg				
Sacramento State	11/13/16		11	1	2	.500		0	0	.000		0	0	0	.000	0	3	3	3.0	1	0	1	1	0	0	2	2.0	
Mary	11/15/16		23	3	8	.375		2	5	.400		0	0	0	.000	0	5	5	4.0	2	0	1	0	1	0	8	5.0	
Louisiana Tech	11/19/16		8	1	3	.333		0	2	.000		2	2	1.000		0	1	1	3.0	0	0	0	0	0	0	4	4.7	
vs. Dayton	11/24/16		3	0	0	.000		0	0	.000		0	0	0	.000		0	0	0	2.3	2	0	0	0	0	0	3.5	
vs. UCLA	11/25/16		7	0	1	.000		0	1	.000		0	0	0	.000		0	0	0	1.8	1	0	0	0	0	0	2.8	
vs. Virginia Tech	11/27/16		4	0	0	.000		0	0	.000		0	0	0	.000		0	1	1	1.7	1	0	0	1	0	0	2.3	
at Clemson	11/30/16		DNP-CD																									
South Dakota	12/3/16		2		0	1	.000		0	0	.000		0	0	.000		0	0	0	1.4	0	0	0	1	0	0	0	2.0
Creighton	12/7/16		0		0	1	.000		0	1	.000		0	0	.000		0	0	0	1.3	0	0	0	0	0	0	0	1.8
at Kansas	12/10/16		5		0	1	.000		0	1	.000		0	0	.000		0	1	1	1.2	0	0	0	1	0	0	0	1.6
Gardner-Webb	12/18/16		2		0	0	.000		0	0	.000		0	0	.000		0	1	1	1.2	1	0	0	0	0	0	0	1.4
Southern	12/20/16		18		7	9	.778		4	6	.667		0	0	.000		1	3	4	1.5	2	0	2	1	2	1	18	2.9
at Indiana	12/28/16		17		4	6	.667		3	5	.600		0	0	.000		0	1	1	1.4	1	0	0	0	0	0	11	3.6
at Maryland	1/1/17		20		2	6	.333		1	3	.333		0	0	.000		0	5	5	1.7	2	0	1	1	0	1	5	3.7
Iowa	1/5/17		27		3	11	.273		2	10	.200		4	6	.667		0	3	3	1.8	0	0	1	1	0	1	12	4.3
Northwestern	1/8/17		7		1	3	.333		0	1	.000		0	0	.000		1	0	1	1.7	0	0	0	0	0	0	2	4.1
at Michigan	1/14/17		7		2	2	1.000		0	0	.000		0	0	.000		1	1	2	1.8	1	0	0	0	0	0	4	4.1
Ohio State	1/18/17		13		0	4	.000		0	2	.000		0	0	.000		0	2	2	1.8	1	0	1	1	0	0	0	3.9
at Rutgers	1/21/17		12		2	5	.400		1	1	1.000		0	0	.000		0	3	3	1.8	1	0	1	2	0	0	5	3.9
at Northwestern	1/26/17		DNP-CD																									
Purdue	1/29/17		24		7	12	.583		2	5	.400		0	0	.000		3	4	7	2.1	0	0	1	0	0	0	16	4.6
Michigan State	2/2/17		20		0	4	.000		0	2	.000		0	0	.000		0	1	1	2.1	1	0	0	0	0	1	0	4.4
at Iowa	2/5/17		19		2	6	.333		1	4	.250		2	2	1.000		1	4	5	2.2	1	0	0	3	0	0	7	4.5
Wisconsin	2/9/17		11		1	2	.500		1	2	.500		0	0	.000		0	3	3	2.2	2	0	1	2	0	1	3	4.4
Totals			0	260	36	87	.414		17	51	.333		8	10	.800		7	42	49	2.2	20	0	10	15	3	5	97	4.4

## NOTING HORNE


- Forward from Kansas City area who has a good shooting touch and range to the 3-point line
- Totalled seven points and five rebounds in 19 minutes at Iowa
- Came off the bench and starred in NU's win over No. 20 Purdue, finishing with 16 points on 7-of-12 shooting and a career-high seven rebounds
- Had all seven of his first-half points in NU's 20-5 surge vs. Purdue that erased a nine-point deficit
- Totalled five points and three rebounds in 12 minutes at Rutgers
- Had four points and two boards in seven minutes at Michigan
- Reached double figures for the third time in four games, finishing with 12 points and three boards vs. Iowa
- Totalled five points and matched his season high with five rebounds at Maryland
- Came off the bench for a big effort at No. 16 Indiana with 11 points off the bench, including three 3-pointers
- Enjoyed a breakout game vs. Southern, scoring a game-high 18 points, including 13 points in the final 11 minutes, as he set personal bests for field goals (seven), 3-pointers (four), blocks (two) and assists (two) vs. Southern
- Had four points and a rebound in eight minutes off the bench against Louisiana Tech
- Came off the bench against Mary with eight points and five rebounds
- Had two points and three boards in his collegiate debut against Sacramento State
- Ranked among the top-150 players in the country by Rivals.com in the class of 2016, as he averaged 22 points, 11 rebounds and three assists per game in helping The Barstow School reach the Class 3 state finals in 2016
- Shared the DiRenna Award for the top senior in the Kansas City Area in 2016

## MISC. STATS

Category	2016-17	Career
Double-Figure Scoring	4	4
Double-Figure Rebounding	0	0
Double-Figure Assists	0	0
Double-Doubles	0	0
Led NU in Scoring	1	1
Led NU in Rebounding	0	0
Led NU in Assists	0	0
20+ Point Games	0	0
30+ Point Games	0	0

## TOP PERFORMANCES OF 2016-17

Category	No.	Opponent (Date)
Points	18	Southern (12/20/16)
	16	Purdue (1/29/17)
	11	at Indiana (12/28/16)
	12	Iowa (1/5/17)
Rebounds	7	Purdue (1/29/17)
	5	Mary (11/15/16)
	5	at Maryland (1/1/17)
	4	Southern (12/20/16)
Assists	2	Southern (12/20/16)



#3 JASON SHULTIS | 6-1 | 198 | So. | G | Dannebrog, Neb.

### CAREER STATS

Year	GP	GS	Min	Avg	Total			3FG	3FGA	Pct	FT	FTA	Pct	Rebounds				PF	FO	Ast	TO	Blk	Stl	Pts	Avg
					FG	FGA	Pct							Off	Def	Tot	Avg								

Has not played in 2016-17

### 2016-17 GAME-BY-GAME

Opponent	Date	GS	Min	TOTAL			3-PTS			FT	FTA	Pct	REBOUNDS				PF	FO	A	TO	Blk	Stl	Pts	Avg
				FG	FGA	Pct	3FG	FGA	Pct				Off	Def	Tot	Avg								
Sacramento State	11/13/16		DNP-CD																					
Mary	11/15/16		DNP-CD																					
Louisiana Tech	11/19/16		DNP-CD																					
vs. Dayton	11/24/16		DNP-CD																					
vs. UCLA	11/25/16		DNP-CD																					
vs. Virginia Tech	11/27/16		DNP-CD																					
at Clemson	11/30/16		DNP-CD																					
Creighton	12/7/16		DNP-CD																					
at Kansas	12/10/16		DNP-CD																					
Gardner-Webb	12/18/16		DNP-CD																					
Southern	12/20/16		DNP-CD																					
at Indiana	12/28/16		DNP-CD																					
at Maryland	1/1/17		DNP-CD																					
Iowa	1/5/17		DNP-CD																					
Northwestern	1/8/17		DNP-CD																					
at Michigan	1/14/17		DNP-CD																					
Ohio State	1/18/17		DNP-CD																					
at Northwestern	1/26/17		DNP-CD																					
Purdue	1/29/17		DNP-CD																					
Michigan State	2/2/17		DNP-CD																					
at Iowa	2/5/17		DNP-CD																					
Wisconsin	2/9/17		DNP-CD																					

### NOTING SHULTIS

- Walk-on who joined the team at the start of the fall semester after being at Nebraska for the past two years
- Helped Grand Island Northwest qualify for the state tournament as a senior in 2014

### MISC. STATS

Category	2016-17	Career
Double-Figure Scoring	0	0
Double-Figure Rebounding	0	0
Double-Figure Assists	0	0
Double-Doubles	0	0
Led NU in Scoring	0	0
Led NU in Rebounding	0	0
Led NU in Assists	0	0
20+ Point Games	0	0
30+ Point Games	0	0

### TOP PERFORMANCES OF 2016-17

Category	No.	Opponent (Date)
Points	NA	
Rebounds	NA	
Assists	NA	





**#5 GLYNN WATSON JR.** | 6-0 | 175 | So. | G | Bellwood, Ill.

## CAREER STATS

Year	GP	GS	Min	Avg	Total			3FG	3FGA	Pct	FT	FTA	Pct	Rebounds				PF	FO	Ast	TO	Blk	Stl	Pts	Avg
					FG	FGA	Pct							Off	Def	Tot	Avg								
2015-16	34	16	826	24.3	115	296	.389	20	75	.267	42	53	.792	8	55	63	1.9	73	1	83	35	3	40	292	8.6
2016-17	24	22	762	31.8	118	270	.437	39	93	.419	60	76	.789	11	59	70	2.9	67	3	62	38	4	44	335	14.0
<b>TOTAL</b>	<b>58</b>	<b>38</b>	<b>1588</b>	<b>27.4</b>	<b>233</b>	<b>566</b>	<b>.412</b>	<b>59</b>	<b>168</b>	<b>.351</b>	<b>102</b>	<b>129</b>	<b>.791</b>	<b>19</b>	<b>114</b>	<b>133</b>	<b>2.3</b>	<b>140</b>	<b>4</b>	<b>145</b>	<b>73</b>	<b>7</b>	<b>84</b>	<b>627</b>	<b>10.8</b>

## 2016-17 GAME-BY-GAME

Opponent	Date	GS	Min	TOTAL			3-PTS			FT	FTA	Pct	REBOUNDS				PF	FO	A	TO	Blk	Stl	Pts	Avg
				FG	FGA	Pct	3FG	3GA	Pct				Off	Def	Tot	Avg								
Sacramento State	11/13/16	*	30	9	14	.643	2	3	.667	3	3	1.000	0	5	5	5.0	2	0	6	0	0	3	23	23.0
Mary	11/15/16	*	19	3	4	.750	0	1	.000	0	0	.000	0	1	1	3.0	2	0	4	1	0	0	6	14.5
Louisiana Tech	11/19/16	*	32	1	9	.111	0	4	.000	0	0	.000	1	1	2	2.7	2	0	0	3	1	1	2	10.3
vs. Dayton	11/24/16	*	31	6	10	.600	2	2	1.000	6	8	.750	0	3	3	2.8	3	0	3	2	0	5	20	12.8
vs. UCLA	11/25/16	*	36	10	18	.556	3	7	.429	4	4	1.000	1	2	3	2.8	4	0	3	0	0	0	27	15.6
vs. Virginia Tech	11/27/16	*	36	1	11	.091	0	4	.000	0	0	.000	1	4	5	3.2	1	0	3	1	0	5	2	13.3
at Clemson	11/30/16	*	36	9	19	.474	2	5	.400	0	0	.000	1	5	6	3.6	1	0	4	5	0	4	20	14.3
South Dakota	12/3/16	*	30	4	7	.571	0	2	.000	2	2	1.000	1	3	4	3.6	1	0	2	2	0	1	10	13.8
Creighton	12/7/16	*	29	3	11	.273	1	4	.250	2	2	1.000	0	1	1	3.3	5	1	2	1	1	0	9	13.2
at Kansas	12/10/16	*	29	2	6	.333	1	1	1.000	0	0	.000	2	2	4	3.4	5	1	1	3	0	2	5	12.4
Gardner-Webb	12/18/16	*	32	5	10	.500	1	3	.333	3	4	.750	0	2	2	3.3	3	0	3	1	0	0	14	12.5
Southern	12/20/16	*	26	3	8	.375	1	1	1.000	6	7	.857	0	0	0	3.0	2	0	2	2	0	2	13	12.6
at Indiana	12/28/16	*	34	8	18	.444	4	7	.571	6	7	.857	2	0	2	2.9	2	0	4	1	0	5	26	13.6
at Maryland	1/1/17	*	34	5	15	.333	2	4	.500	5	7	.714	0	5	5	3.1	3	0	2	3	0	3	17	13.9
Iowa	1/5/17	*	40	11	18	.611	7	8	.875	5	6	.833	0	3	3	3.1	5	1	4	3	0	3	34	15.2
Northwestern	1/8/17	*	34	2	11	.182	0	4	.000	2	2	1.000	0	2	2	3.0	1	0	3	0	1	0	6	14.6
at Michigan	1/14/17	*	39	9	15	.600	4	7	.571	0	0	.000	0	0	0	2.8	4	0	1	2	0	2	22	15.1
Ohio State	1/18/17	*	28	4	12	.333	2	6	.333	0	2	.000	1	2	3	2.8	4	0	3	1	0	0	10	14.8
at Rutgers	1/21/17	*	33	5	12	.417	2	7	.286	0	0	.000	0	5	5	2.9	4	0	2	2	0	1	12	14.6
at Northwestern	1/26/17	*	35	5	15	.333	0	3	.000	4	7	.571	1	2	3	3.0	2	0	5	1	1	2	14	14.6
Purdue	1/29/17	*	32	3	7	.429	2	2	1.000	4	4	1.000	0	3	3	3.0	3	0	1	1	0	1	12	14.5
Michigan State	2/2/17	*	31	5	9	.556	1	3	.333	2	2	1.000	0	2	2	2.9	3	0	1	1	0	3	13	14.4
at Iowa	2/5/17	*	18	0	4	.000	0	2	.000	3	4	.750	0	4	4	3.0	1	0	0	0	0	1	3	13.9
Wisconsin	2/9/17	*	38	5	7	.714	2	3	.667	3	5	.600	0	2	2	2.9	4	0	3	2	0	0	15	14.0
Totals		22	762	118	270	.437	39	93	.419	60	76	.789	11	59	70	2.9	67	3	62	38	4	44	335	14.0

## NOTING WATSON


- Combo guard who is second on the team in both scoring and assists
- Returned to the starting lineup against No. 7 Wisconsin, totaling 15 points and three assists in 38 minutes
- Was limited to 18 minutes at Iowa because of an injury, finishing with three points and four rebounds
- Had 13 points and three steals against Michigan State
- Totaled 14 points, five assists and two steals at Northwestern
- Scored 20 of his 22 points at Michigan in the second half, as he finished with 22 points on 9-of-15 shooting
- Put on a show against Iowa with a career-high 34 points, including 7-of-8 from 3-point range, along with four assists and three steals in 40 minutes before fouling out
- Totaled 17 points, five rebounds and three steals in the win at Maryland, scoring 12 of his points in the first half
- Sparked NU's win over No. 16 Indiana with a game-high 26 points along with four assists and five steals, as he had 19 of his 26 points in the second half
- Returned to the starting lineup against Southern and had 13 points, two assists and two steals
- Came off the bench against Gardner-Webb, finishing with 14 points and three assists
- Totaled 10 points, four rebounds and two assists against South Dakota
- Posted his fourth 20-point game of the year, finishing with 20 points, a career-high six rebounds, four assists and four steals at Clemson
- Averaged 16.3 points, 3.7 rebounds 3.3 steals and 3.0 assists per game in three games at the Wooden Legacy
- Matched his career high with five steals and dished out three assists, but was held to two points vs. Virginia Tech
- Scored a career-high 27 points, including 21 in the second half, and added three rebounds and three assists vs. No. 14 UCLA
- Keyed NU's win over Dayton with 20 points, a career-high five steals and three assists, hitting a pair of game-winning free throws with 8.8 seconds left when the Huskers trailed 78-77
- Put up a then-career-high 23 points on 9-of-14 shooting along with six assists, five rebounds and three steals vs. Sacramento State
- Finished with six points and a team-high four assists in just 19 minutes against Mary
- Played in all 34 games in 2015-16, averaging 8.6 points, 2.4 assists and 1.2 steals per game, as he ranked among NU's freshmen list in points (292, eighth), assists (83, fifth), steals (40, fifth) and field goals (115, sixth)

## MISC. STATS

Category	2016-17	Career
Double-Figure Scoring	16	31
Double-Figure Rebounding	0	0
Double-Figure Assists	0	0
Double-Doubles	0	0
Led NU in Scoring	6	9
Led NU in Rebounding	0	0
Led NU in Assists	8	19
20+ Point Games	7	7
30+ Point Games	1	1

## TOP PERFORMANCES OF 2016-17

Category	No.	Opponent (Date)
Points	34	Iowa (1/5/17)
	27	UCLA (11/25/16)
	26	at Indiana (12/28/16)
	23	Sacramento State (11/13/16)
Rebounds	6	at Clemson (11/30/16)
	5	at Rutgers (1/21/17)
	5	at Maryland (1/1/17)
	5	Sacramento State (11/13/16)
	5	Virginia Tech (11/27/16)
Assists	6	Sacramento State (11/13/16)
	5	at Northwestern (1/26/17)
	4	Iowa (1/5/17)
	4	at Clemson (11/30/16)
	4	Mary (11/15/16)



#10 JACK MCVEIGH

6-8 | 215 | So. | F | Cabarita Beach, NSW, Australia

CAREER STATS

Year	GP	GS	Min	Avg	Total			Pct	3FG	3FGA	Pct	FT	FTA	Pct	Rebounds				PF	FO	Ast	TO	Blk	Stl	Pts	Avg
					FG	FGA									Off	Def	Tot	Avg								
2015-16	34	4	577	17.0	55	157		.350	34	100	.340	20	29	.690	24	66	90	2.6	45	0	35	27	5	14	164	4.8
2016-17	23	11	530	23.0	56	147		.381	36	104	.346	24	30	.800	13	57	70	3.0	17	0	15	18	7	15	172	7.5
TOTAL	57	15	1107	19.4	111	304		.365	70	204	.343	44	59	.746	37	123	160	2.8	62	0	50	45	12	29	336	5.9

2016-17 GAME-BY-GAME

Opponent	Date	GS	Min	TOTAL			3-PTS			FT	FTA	Pct	REBOUNDS				PF	FO	A	TO	Blk	Stl	Pts	Avg
				FG	FGA	Pct	3FG	FGA	Pct				Off	Def	Tot	Avg								
Sacramento State	11/13/16	*	32	5	8	.625	3	5	.600	1	2	.500	2	5	7	7.0	0	0	0	1	0	0	14	14.0
Mary	11/15/16	*	19	3	8	.375	3	8	.375	0	0	.000	0	6	6	6.5	0	0	4	0	0	0	9	11.5
Louisiana Tech	11/19/16	*	34	6	11	.545	4	6	.667	5	6	.833	0	5	5	6.0	2	0	1	0	0	2	21	14.7
vs. Dayton	11/24/16	*	30	1	5	.200	1	5	.200	2	2	1.000	0	3	3	5.3	0	0	1	4	1	0	5	12.3
vs. UCLA	11/25/16	*	27	0	8	.000	0	5	.000	1	2	.500	1	1	2	4.6	1	0	0	0	0	0	1	10.0
vs. Virginia Tech	11/27/16	*	23	2	9	.222	1	7	.143	0	0	.000	0	3	3	4.3	2	0	2	0	0	0	5	9.2
at Clemson	11/30/16	*	23	0	2	.000	0	2	.000	0	0	.000	1	2	3	4.1	0	0	0	1	0	0	0	7.9
South Dakota	12/3/16	*	33	5	13	.385	4	9	.444	2	2	1.000	0	6	6	4.4	0	0	0	1	0	1	16	8.9
Creighton	12/7/16	*	36	2	8	.250	1	5	.200	2	2	1.000	1	0	1	4.0	1	0	0	0	0	2	7	8.7
at Kansas	12/10/16	*	7	0	0	.000	0	0	.000	0	0	.000	0	0	0	3.6	0	0	0	0	0	1	0	7.8
Gardner-Webb	12/18/16		22	1	6	.167	1	6	.167	0	0	.000	0	3	3	3.5	1	0	2	1	0	3	3	7.4
Southern	12/20/16		7	0	3	.000	0	3	.000	0	0	.000	0	2	2	3.4	1	0	1	2	1	0	0	6.8
at Indiana	12/28/16		DNP-CD																					
at Maryland	1/1/17		3	0	0	.000	0	0	.000	0	0	.000	0	0	0	3.2	0	0	0	1	0	1	0	6.2
Iowa	1/5/17		6	1	1	1.000	0	0	.000	0	0	.000	0	0	0	2.9	0	0	0	0	0	0	2	5.9
Northwestern	1/8/17		12	2	4	.500	2	3	.667	0	0	.000	0	1	1	2.8	0	0	0	0	0	0	6	5.9
at Michigan	1/14/17		11	3	5	.600	2	4	.500	0	0	.000	1	0	1	2.7	2	0	0	2	0	0	8	6.1
Ohio State	1/18/17		19	2	8	.250	1	4	.250	0	0	.000	1	2	3	2.7	0	0	0	0	0	1	5	6.0
at Rutgers	1/21/17		27	4	8	.500	4	7	.571	0	0	.000	0	2	2	2.7	1	0	0	0	0	1	12	6.3
at Northwestern	1/26/17		30	3	8	.375	1	5	.200	1	1	1.000	2	5	7	2.9	2	0	0	0	1	0	8	6.4
Purdue	1/29/17		33	5	7	.714	4	6	.667	7	10	.700	1	2	3	2.9	0	0	1	1	2	0	21	7.2
Michigan State	2/2/17		29	2	7	.286	1	5	.200	3	3	1.000	0	5	5	3.0	2	0	0	1	1	1	8	7.2
at Iowa	2/5/17	*	34	7	13	.538	2	6	.333	0	0	.000	1	1	2	3.0	1	0	2	0	1	0	16	7.6
Wisconsin	2/9/17		33	2	5	.400	1	3	.333	0	0	.000	2	3	5	3.0	1	0	1	3	0	2	5	7.5
Totals		11	530	56	147	.381	36	104	.346	24	30	.800	13	57	70	3.0	17	0	15	18	7	15	172	7.5

NOTING MCVEIGH

- Sophomore who can play both forward spots and possesses a high basketball IQ and great shooting ability
- Started because of Glynn Watson's injury and had a game-high 16 points on 7-of-13 shooting at Iowa
- Had eight points and five points in 29 minutes against Michigan State
- Came off the bench and matched his career high with 21 points vs. No. 20 Purdue, going 7-of-12 from the field, including 4-of-6 from 3-point range, and 7-of-10 from the line. He also added three rebounds and a pair of blocked shots in the win
- Matched his career high with seven rebounds and added eight points at Northwestern
- Scored all 12 points in the second half at Rutgers, including a trio of 3-pointers in a two-minute span to give NU a 64-59 lead with 1:34 left
- Came off the bench for eight points in 11 minutes against Michigan
- Totaled six points and a rebound in 12 minutes against Northwestern
- Had seven points and a pair of steals vs. Creighton
- Broke out of a slump with a team-high 16 points and six assists in the win over South Dakota
- Keyed the win over Louisiana Tech by scoring 16 of his career-high 21 points in the second half, as he went 4-of-6 from 3-point range and added five rebounds and a pair of steals
- Totaled 14 points, including a trio of 3-pointers, and a career-high seven boards against Sacramento State
- Put together a solid effort against Mary with nine points, including a trio of 3-pointers, six rebounds and a career-high four assists in 19 minutes of action
- Played in all 34 games, including four starts as a freshman in 2015-16, averaging 4.8 points and 2.6 rebounds per game, while his 34 3-pointers were eighth on NU's all-time freshman list

MISC. STATS

Category	2016-17	Career
Double-Figure Scoring	6	10
Double-Figure Rebounding	0	0
Double-Figure Assists	0	0
Double-Doubles	0	0
Led NU in Scoring	3	6
Led NU in Rebounding	1	2
Led NU in Assists	1	1
20+ Point Games	2	2
30+ Point Games	0	0

TOP PERFORMANCES OF 2016-17

Category	No.	Opponent (Date)
Points	21	Louisiana Tech (11/19/16)
	21	Purdue (1/29/17)
	16	South Dakota (12/3/16)
	16	at Iowa (2/5/17)
Rebounds	7	Sacramento State (11/13/16)
	7	at Northwestern (1/26/16)
	6	South Dakota (12/3/16)
	6	Mary (11/15/16)
Assists	4	Mary (11/15/16)
	2	Virginia Tech (11/27/16)
	2	Gardner-Webb (12/18/16)



**#11 EVAN TAYLOR** | 6-5 | 206 | Jr. | G | Cincinnati, Ohio

### CAREER STATS

Year	GP	GS	Min	Avg	Total			3FG			FTA			Rebounds				PF		FO		Ast			TO			Blk			Stl			Pts			Avg		
					FG	FGA	Pct	3FG	3FGA	Pct	FT	FTA	Pct	Off	Def	Tot	Avg	PF	FO	Ast	TO	Blk	Stl	Pts	Avg														
2014-15*	31	15	693	22.4	74	190	.389	14	41	.341	36	58	.621	23	80	103	3.3	57	0	37	47	7	33	198	6.4														
2016-17	24	14	564	23.5	45	108	.417	2	17	.118	22	30	.733	14	60	74	3.1	41	2	28	26	3	26	114	4.8														
TOTAL	24	14	564	23.5	45	108	.417	2	17	.118	22	30	.733	14	60	74	3.1	41	2	28	26	3	26	114	4.8														
All*	55	29	1257	22.9	119	298	.399	16	58	.276	58	88	.659	37	140	177	3.2	98	2	65	73	10	59	312	5.7														

\* Statistics from prior team/school

### 2016-17 GAME-BY-GAME

Opponent	Date	GS	Min	TOTAL			3-PTS			FT	FTA	Pct	REBOUNDS				PF	FO	A	TO	Blk	Stl	Pts	Avg
				FG	FGA	Pct	3FG	FGA	Pct				Off	Def	Tot	Avg								
Sacramento State	11/13/16		9	1	1	1.000	0	0	.000	3	4	.750	0	1	1	1.0	1	0	1	0	0	0	5	5.0
Mary	11/15/16		22	1	2	.500	0	0	.000	2	2	1.000	0	4	4	2.5	0	0	2	1	0	0	4	4.5
Louisiana Tech	11/19/16		26	1	2	.500	0	0	.000	0	0	.000	0	3	3	2.7	1	0	1	0	1	0	2	3.7
vs. Dayton	11/24/16		16	0	4	.000	0	1	.000	0	0	.000	1	5	6	3.5	1	0	3	0	0	0	0	2.8
vs. UCLA	11/25/16		8	0	1	.000	0	0	.000	0	1	.000	0	0	0	2.8	0	0	0	0	0	0	0	2.2
vs. Virginia Tech	11/27/16		11	1	1	1.000	0	0	.000	0	0	.000	0	0	0	2.3	2	0	0	2	0	1	2	2.2
at Clemson	11/30/16		10	1	4	.250	0	1	.000	0	0	.000	0	0	0	2.0	3	0	0	1	0	0	2	2.1
South Dakota	12/3/16		15	1	4	.250	0	1	.000	0	0	.000	0	3	3	2.1	0	0	0	2	0	1	2	2.1
Creighton	12/7/16		9	2	3	.667	0	0	.000	0	0	.000	1	0	1	2.0	2	0	0	2	0	0	4	2.3
at Kansas	12/10/16		19	3	6	.500	0	0	.000	2	2	1.000	1	0	1	1.9	0	0	2	0	0	1	8	2.9
Gardner-Webb	12/18/16	*	11	2	3	.667	0	0	.000	0	0	.000	1	0	1	1.8	3	0	0	2	0	0	4	3.0
Southern	12/20/16	*	30	2	4	.500	0	0	.000	4	4	1.000	1	0	1	1.8	0	0	2	0	0	4	8	3.4
at Indiana	12/28/16	*	27	1	3	.333	0	0	.000	1	1	1.000	1	1	2	1.8	1	0	1	2	0	1	3	3.4
at Maryland	1/1/17	*	28	2	6	.333	0	1	.000	0	0	.000	2	6	8	2.2	3	0	0	4	0	0	4	3.4
Iowa	1/5/17	*	42	3	9	.333	0	1	.000	0	5	.000	1	4	5	2.4	2	0	3	0	1	2	6	3.6
Northwestern	1/8/17	*	29	5	7	.714	1	1	1.000	0	0	.000	0	2	2	2.4	2	0	4	2	0	3	11	4.1
at Michigan	1/14/17	*	36	5	9	.556	1	2	.500	0	0	.000	1	4	5	2.5	5	1	2	1	0	2	11	4.5
Ohio State	1/18/17	*	33	4	9	.444	0	2	.000	3	4	.750	0	8	8	2.8	1	0	2	0	0	3	11	4.8
at Rutgers	1/21/17	*	39	3	11	.273	0	2	.000	4	4	1.000	2	4	6	3.0	2	0	1	0	0	4	10	5.1
at Northwestern	1/26/17	*	28	2	4	.500	0	1	.000	0	0	.000	0	3	3	3.0	5	1	1	2	0	0	4	5.1
Purdue	1/29/17	*	30	1	4	.250	0	0	.000	0	0	.000	1	4	5	3.1	2	0	2	1	1	2	2	4.9
Michigan State	2/2/17	*	31	1	3	.333	0	1	.000	0	0	.000	0	3	3	3.1	3	0	0	1	0	1	2	4.8
at Iowa	2/5/17	*	32	2	5	.400	0	2	.000	3	3	1.000	0	4	4	3.1	2	0	1	2	0	1	7	4.9
Wisconsin	2/9/17	*	23	1	3	.333	0	1	.000	0	0	.000	1	1	2	3.1	0	0	0	1	0	0	2	4.8
Totals		14	564	45	108	.417	2	17	.118	22	30	.733	14	60	74	3.1	41	2	28	26	3	26	114	4.8

### NOTING TAYLOR


- Junior college transfer who provides length and athleticism in the backcourt or on the wing
- Finished with seven points and four rebounds at Iowa
- Chipped in 10 points and led Nebraska in both rebounds (six) and steals (four) at Rutgers
- Totalled double figures for the third straight game with 11 points while matching his career high with eight rebounds against Ohio State
- Finished in double figures with 11 points, five rebounds, two assists and two steals at Michigan
- Reached double figures for the first time at Nebraska in the loss to Northwestern with 11 points on 5-of-7 shooting and team highs in assists (4) and steals (3)
- Finished with six points, five rebounds and three assists in 42 minutes vs. Iowa
- Grabbed a season-high eight rebounds and added four points in the win at Maryland
- Totalled three points and two boards vs. No. 16 Indiana
- Matched his Husker best with eight points and also added four steals and two assists vs. Southern
- Made his first career start against Gardner-Webb, finishing with four points in 11 minutes as he battled foul trouble
- Played well in extended minutes at Kansas, scoring a season-high eight points and adding two assists
- Totalled four points in nine minutes off the bench vs. No. 10 Creighton
- Had two points and a steal in 11 minutes vs. Virginia Tech
- Provided a spark against Dayton with six rebounds and three assists in 16 minutes
- Played a season-high 26 minutes in the win over Louisiana Tech, totaling two points, three rebounds and an assist
- Came off the bench and had five points and a rebound against Sacramento State
- Had four points, four rebounds and a pair of assists in 22 minutes against Mary

### MISC. STATS

Category	2016-17	Career
Double-Figure Scoring	4	6
Double-Figure Rebounding	0	0
Double-Figure Assists	0	0
Double-Doubles	0	0
Led NU in Scoring	0	0
Led NU in Rebounding	2	2
Led NU in Assists	2	2
20+ Point Games	0	0
30+ Point Games	0	0

### TOP PERFORMANCES OF 2016-17

Category	No.	Opponent (Date)
Points	11	Northwestern (1/8/17)
	11	Michigan (1/14/17)
	11	vs. Ohio State (1/18/17)
	10	at Rutgers (1/21/17)
Rebounds	8	at Maryland (1/1/17)
	6	Dayton (11/24/16)
	6	at Rutgers (1/21/17)
	5	Iowa (1/5/17)
	5	Purdue (1/29/17)
	5	Michigan (1/14/17)
Assists	4	Northwestern (1/8/17)
	3	Dayton (11/24/16)
	3	Iowa (1/5/17)



#12 MICHAEL JACOBSON | 6-9 | 239 | So. | F | Waukee, Iowa

## CAREER STATS

Year	GP	GS	Min	Avg	Total			3FG	3FGA	Pct	FT	FTA	Pct	Rebounds				PF	FO	Ast	TO	Blk	Stl	Pts	Avg
					FG	FGA	Pct							Off	Def	Tot	Avg								
2015-16	34	25	623	18.3	52	120	.433	3	16	.188	52	67	.776	64	83	147	4.3	81	1	17	20	28	19	159	4.7
2016-17	24	24	597	24.9	61	158	.386	4	22	.182	30	46	.652	80	82	162	6.8	67	0	27	23	23	15	156	6.5
TOTAL	58	49	1220	21.0	113	278	.406	7	38	.184	82	113	.726	144	165	309	5.3	148	1	44	43	51	34	315	5.4

## 2016-17 GAME-BY-GAME

Opponent	Date	GS	Min	TOTAL			3-PTS			FT	FTA	Pct	REBOUNDS				PF	FO	A	TO	Blk	Stl	Pts	Avg	
				FG	FGA	Pct	3FG	FGA	Pct				Off	Def	Tot	Avg									
Sacramento State	11/13/16	*	24	1	2	.500	0	0	.000	0	0	.000	2	4	6	6.0	1	0	3	2	2	0	2	2.0	
Mary	11/15/16	*	15	4	5	.800	0	1	.000	2	2	1.000	4	0	4	5.0	2	0	0	3	2	0	10	6.0	
Louisiana Tech	11/19/16	*	24	1	4	.250	0	1	.000	0	0	.000	1	5	6	5.3	1	0	2	0	1	1	2	4.7	
vs. Dayton	11/24/16	*	23	1	2	.500	0	1	.000	3	4	.750	0	3	3	4.8	4	0	0	0	2	0	5	4.8	
vs. UCLA	11/25/16	*	24	3	8	.375	0	2	.000	0	0	.000	3	3	6	5.0	4	0	0	0	2	0	6	5.0	
vs. Virginia Tech	11/27/16	*	31	0	6	.000	0	2	.000	2	2	1.000	2	4	6	5.2	3	0	0	0	2	2	2	4.5	
at Clemson	11/30/16	*	32	5	9	.556	1	3	.333	0	0	.000	2	5	7	5.4	3	0	0	1	1	1	11	5.4	
South Dakota	12/03/16	*	26	3	7	.429	2	3	.667	3	4	.750	3	7	10	6.0	3	0	5	3	0	1	11	6.1	
Creighton	12/7/16	*	24	3	10	.300	0	3	.000	0	1	.000	1	2	3	5.7	2	0	0	1	1	1	6	6.1	
at Kansas	12/10/16	*	19	1	8	.125	0	1	.000	2	2	1.000	4	3	7	5.8	4	0	0	3	0	1	4	5.9	
Gardner-Webb	12/18/16	*	22	2	7	.286	0	1	.000	1	5	.200	3	4	7	5.9	4	0	2	4	2	0	5	5.8	
Southern	12/20/16	*	19	2	5	.400	0	2	.000	0	2	.000	2	3	5	5.8	4	0	0	0	0	0	4	5.7	
at Indiana	12/28/16	*	27	2	6	.333	0	1	.000	0	0	.000	5	4	9	6.1	4	0	1	1	0	2	4	5.5	
at Maryland	1/1/17	*	20	4	5	.800	0	0	.000	2	2	1.000	7	2	9	6.3	3	0	1	0	0	0	10	5.9	
Iowa	1/5/17	*	35	3	9	.333	0	0	.000	1	2	.500	7	6	13	6.7	1	0	2	0	3	2	7	5.9	
Northwestern	1/8/17	*	32	5	8	.625	0	0	.000	2	2	1.000	5	5	10	6.9	0	0	0	2	0	0	12	6.3	
at Michigan	1/14/17	*	29	1	6	.167	0	0	.000	0	0	.000	2	2	4	6.8	3	0	1	0	2	0	2	6.1	
Ohio State	1/18/17	*	20	4	6	.667	0	0	.000	3	4	.750	4	4	8	6.8	3	0	0	0	0	0	11	6.3	
at Rutgers	1/21/17	*	31	2	9	.222	0	0	.000	1	2	.500	3	3	6	6.8	2	0	4	0	2	0	5	6.3	
at Northwestern	1/26/17	*	31	2	9	.222	0	0	.000	1	3	.333	6	3	9	6.9	2	0	2	0	0	1	5	6.2	
Purdue	1/29/17	*	23	4	10	.400	0	0	.000	1	1	1.000	5	2	7	6.9	4	0	2	1	0	1	9	6.3	
Michigan State	2/2/17	*	18	1	5	.200	0	0	.000	2	3	.667	2	3	5	6.8	4	0	0	1	0	0	4	6.2	
at Iowa	2/5/17	*	22	4	7	.571	0	0	.000	1	1	1.000	5	2	7	6.8	4	0	0	0	0	1	9	6.3	
Wisconsin	2/9/17	*	26	3	5	.600	1	1	1.000	3	4	.750	2	3	5	6.8	2	0	2	1	1	1	10	6.5	
Totals			24	597	61	158	.386	4	27	.182	30	46	.652	80	82	162	6.8	67	0	27	23	23	15	156	6.5

## NOTING JACOBSON

- Returning starter at center who has added nearly 20 pounds to his frame, and has a good mid-range game
- Had 10 points and five rebounds vs. No. 7 Wisconsin, hitting a game-tying 3-pointer with 0.3 seconds left in regulation
- Totaled nine points and seven rebounds in 22 minutes at Iowa, as he battled foul trouble
- Battled the flu in the win over No. 20 Purdue, finishing with nine points, including the go-ahead basket, seven rebounds and a key steal in the final two minutes
- Grabbed nine rebounds, including five offensive caroms, and added five points and two assists at Northwestern
- Had five points along with team bests in rebounds (six), assists (four) and blocked shots (two) at Rutgers
- Finished with 11 points on 4-of-6 shooting and eight rebounds vs. Ohio State
- Picked up his second double-double of the year with 12 points on 5-of-8 shooting and 10 boards vs. Northwestern
- Played a career-high 35 minutes and had a career-high 13 caroms, along with seven points, three blocks and two steals in the double OT win over Iowa
- Nearly posted a double-double at Maryland with 10 points and nine rebounds, including seven offensive boards
- Grabbed nine rebounds and two steals in 27 minutes in the win over No. 16 Indiana
- Recorded his first career double-double with 11 points and a career-high 10 rebounds while also dishing out five assists in a win over South Dakota
- Enjoyed his best performance of the year with a season-high 11 points on 5-of-9 shooting and seven boards at Clemson
- Totaled six points, six rebounds and a pair of blocked shots vs. No. 14 UCLA
- Tied for team-high honors with six rebounds and added two assists, a block and a steal against Louisiana Tech
- Scored eight of his 10 points in a 13-3 second-half run against Mary, while adding four rebounds and two blocked shots
- Played in all 34 games, including 25 starts, and averaged 4.7 points and 4.3 rebounds per game in 2015-16
- Finished fourth on NU's freshman blocked shot list (28) and fifth on NU's freshman rebounding list (141)

## MISC. STATS

Category	2016-17	Career
Double-Figure Scoring	7	13
Double-Figure Rebounding	3	3
Double-Figure Assists	0	0
Double-Doubles	2	2
Led NU in Scoring	1	1
Led NU in Rebounding	9	18
Led NU in Assists	1	2
20+ Point Games	0	0
30+ Point Games	0	0

## TOP PERFORMANCES OF 2016-17

Category	No.	Opponent (Date)
Points	12	Northwestern (1/8/17)
	11	Ohio State (1/17/17)
	11	South Dakota (12/3/16)
	11	at Clemson (11/30/16)
Rebounds	13	Iowa (1/5/17)
	10	South Dakota (12/3/16)
	10	Northwestern (1/8/17)
	9	at Maryland (1/1/17)
	9	at Indiana (12/28/16)
	9	at Northwestern (1/26/17)
Assists	5	South Dakota (12/3/16)
	4	at Rutgers (1/21/17)
	3	Sacramento State (11/13/16)





**#13 MALCOLM LAWS** | 6-1 | 190 | Jr. | G | Orlando, Fla.

## CAREER STATS

CAREER STATS					SHOOTING										REBOUNDS				ASSISTS				OTHER			
Year	GP	GS	Min	Avg	Total FG	FGA	Pct	3FG	3FGA	Pct	FT	FTA	Pct	Off	Def	Tot	Avg	PF	FO	Ast	TO	Blk	Stl	Pts	Avg	
2014-15*	4	0	11	2.8	2	4	.500	1	3	.333	1	2	.500	2	1	3	0.8	1	0	0	1	0	0	6	1.5	
2015-16	6	0	19	3.2	0	3	.000	0	1	.000	1	2	.500	0	2	2	0.3	4	0	0	0	0	1	1	0.2	
2016-17	Has not played in 2016-17																									
TOTAL	6	0	19	3.2	0	3	.000	0	1	.000	1	2	.500	0	2	2	0.3	4	0	0	0	0	1	1	0.2	
All*	10	0	30	3.0	2	7	.286	1	4	.250	2	4	.500	2	3	5	0.5	5	0	0	1	0	1	7	0.7	

\* Statistics from Florida Atlantic

## 2015-16 GAME-BY-GAME

Opponent	Date	GS	Min	TOTAL			3-PTS			FT	FTA	Pct	REBOUNDS			PF	FO	A	TO	Blk	Stl	Pts	Avg
				FG	FGA	Pct	3FG	FGA	Pct				Off	Def	Tot								
Sacramento State	11/13/16		DNP-CD																				
Mary	11/15/16		DNP-CD																				
Louisiana Tech	11/19/16		DNP-CD																				
vs. Dayton	11/24/16		DNP-CD																				
vs. UCLA	11/25/16		DNP-CD																				
vs. Virginia Tech	11/27/16		DNP-CD																				
at Clemson	11/30/16		DNP-CD																				
South Dakota	12/3/16		DNP-CD																				
Creighton	12/7/16		DNP-CD																				
at Kansas	12/10/16		DNP-CD																				
Gardner-Webb	12/18/16		DNP-CD																				
Southern	12/20/16		DNP-CD																				
at Indiana	12/28/16		DNP-CD																				
at Maryland	1/1/17		DNP-CD																				
Iowa	1/5/17		DNP-CD																				
Northwestern	1/8/17		DNP-CD																				
at Michigan	1/14/17		DNP-CD																				
Ohio State	1/18/17		DNP-CD																				
at Northwestern	1/26/17		DNP-CD																				
Purdue	1/29/17		DNP-CD																				
Michigan State	2/2/17		DNP-CD																				
at Iowa	2/5/17		DNP-CD																				
Wisconsin	2/9/17		DNP-CD																				

## NOTING LAWS

- Walk-on who appeared in 10 games in 2015-16
- Spent his freshman year at Florida Atlantic, where he played in four games in 2014-15
- Was a part of three state championship teams in high school (2 at Lake Highland Prep and one at Winter Park High School)

## MISC. STATS

Category	2016-17	Career
Double-Figure Scoring	0	0
Double-Figure Rebounding	0	0
Double-Figure Assists	0	0
Double-Doubles	0	0
Led NU in Scoring	0	0
Led NU in Rebounding	0	0
Led NU in Assists	0	0
20+ Point Games	0	0
30+ Point Games	0	0

## TOP PERFORMANCES OF 2016-17

Category	No.	Opponent (Date)
Points	NA	
Rebounds	NA	
Assists	NA	



#15 ISAIAH ROBY | 6-8 | 215 | Fr. | G/F | Dixon, Ill.

### CAREER STATS

Year	GP	GS	Min	Avg	Total			3FG	3FGA	Pct	FT	FTA	Pct	Rebounds				PF	FO	Ast	TO	Blk	Stl	Pts	Avg
					FG	FGA	Pct							Off	Def	Tot	Avg								
2016-17	24	4	353	14.7	28	73	.384	3	16	.188	12	15	.800	30	39	69	2.9	42	1	18	30	23	13	71	3.0
TOTAL	24	4	353	14.7	28	73	.384	3	16	.188	12	15	.800	30	39	69	2.9	42	1	18	30	23	13	71	3.0

### 2016-17 GAME-BY-GAME

Opponent	Date	GS	Min	TOTAL			3-PTS			FT	FTA	Pct	REBOUNDS				PF	FO	A	TO	Blk	Stl	Pts	Avg
				FG	FGA	Pct	3FG	FGA	Pct				Off	Def	Tot	Avg								
Sacramento State	11/13/16		10	0	2	.000	0	0	.000	2	2	1.000	0	1	1	1.0	2	0	0	3	0	0	2	2.0
Mary	11/15/16		24	3	5	.600	1	1	1.000	0	0	.000	0	2	2	1.5	4	0	0	0	1	0	7	4.5
Louisiana Tech	11/19/16		10	0	2	.000	0	1	.000	2	2	1.000	1	2	3	2.0	1	0	0	1	0	0	2	3.7
vs. Dayton	11/24/16		11	1	2	.500	0	1	.000	0	1	.000	0	0	0	1.5	1	0	0	1	2	0	2	3.3
vs. UCLA	11/25/16		8	1	2	.500	0	0	.000	1	2	.500	1	0	1	1.4	1	0	0	0	0	1	3	3.2
vs. Virginia Tech	11/27/16		12	0	2	.000	0	1	.000	0	0	.000	0	0	0	1.2	3	0	1	2	0	1	0	2.7
at Clemson	11/30/16		8	0	0	.000	0	0	.000	0	0	.000	1	1	2	1.3	0	0	0	1	1	0	0	2.3
South Dakota	12/3/16		17	3	4	.750	0	0	.000	2	2	1.000	0	2	2	1.4	0	0	2	1	1	1	8	3.0
Creighton	12/7/16		13	1	9	.111	0	3	.000	2	2	1.000	3	5	8	2.1	3	0	1	0	1	0	4	3.1
at Kansas	12/10/16		13	0	4	.000	0	0	.000	0	0	.000	2	1	3	2.2	0	0	2	0	1	0	0	2.8
Gardner-Webb	12/18/16		12	3	4	.750	0	1	.000	0	0	.000	3	1	4	2.4	2	0	1	1	0	0	6	3.1
Southern	12/20/16		16	2	4	.500	0	2	.000	0	0	.000	2	1	3	2.4	0	0	0	0	1	0	4	3.2
at Indiana	12/28/16		21	3	5	.600	0	0	.000	2	2	1.000	0	6	6	2.7	3	0	3	3	1	0	8	3.5
at Maryland	1/1/17		23	2	3	.667	0	0	.000	0	0	.000	0	2	2	2.6	3	0	0	3	3	3	4	3.6
Iowa	1/5/17		8	0	0	.000	0	0	.000	0	0	.000	0	2	2	2.6	3	0	1	2	0	1	0	3.3
Northwestern	1/8/17		17	1	2	.500	1	1	1.000	0	0	.000	1	0	1	2.5	1	0	2	1	0	1	3	3.3
at Michigan	1/14/17	*	29	3	5	.600	1	2	.500	0	0	.000	1	2	3	2.5	1	0	1	2	1	2	7	3.5
Ohio State	1/18/17	*	29	1	2	.500	0	1	.000	0	0	.000	2	6	8	2.8	0	0	1	2	4	0	2	3.4
at Rutgers	1/21/17	*	8	0	3	.000	0	2	.000	0	0	.000	3	0	3	2.8	2	0	1	3	1	0	0	3.3
at Northwestern	1/26/17	*	20	0	1	.000	0	0	.000	0	0	.000	0	0	0	2.7	3	0	1	2	1	0	0	3.1
Purdue	1/29/17		4	1	1	1.000	0	0	.000	0	0	.000	1	0	1	2.6	0	0	0	0	0	0	2	3.0
Michigan State	2/2/17		11	0	2	.000	0	0	.000	1	2	.500	3	2	5	2.7	0	0	0	1	1	1	1	3.0
at Iowa	2/5/17		14	1	4	.250	0	0	.000	0	0	.000	0	1	1	2.7	4	0	1	1	0	0	2	2.9
Wisconsin	2/9/17		15	2	5	.400	0	0	.000	0	0	.000	6	2	8	2.9	5	1	0	0	3	2	4	3.0
Totals		4	353	28	73	.384	3	16	.188	12	15	.800	30	39	69	2.9	42	1	18	30	23	13	71	3.0

### NOTING ROBY

- Top-150 recruit who has the size and ability to fill a major role early in his career
- Missed July to mid-October with a stress reaction in his pelvis which dated back to high school
- Played well against No. 7 Wisconsin, grabbing eight rebounds, blocking three shots and recording two steals in 15 minutes off the bench before fouling out
- Played a career high 29 minutes vs. Ohio State, finishing with career bests in rebounds (eight) and blocked shots (four)
- Made his first career start at Michigan, totaling seven points, three rebounds and two steals in 29 minutes
- Chipped in four points as well as season bests in both blocks (three) and steals (three) at Maryland
- Shined at No. 16 Indiana with eight points, six rebounds and three assists, including one dunk which made SportCenter's Top-10 Plays
- Had four points, three rebounds and a blocked shot in 16 minutes vs. Southern
- Had six points and four rebounds in 12 minutes vs. Gardner-Webb
- Had three rebounds and a season-high two assists in 13 minutes vs. Kansas
- Grabbed a season-high eight rebounds but scored four points on 1-of-9 shooting vs. No. 10 Creighton
- Enjoyed his best game against South Dakota with eight points, two rebounds and two assists in 17 minutes
- Had two points and a pair of blocked shots in 11 minutes in the win over Dayton
- Chipped in three points, a rebound and a steal in eight minutes vs. No. 14 UCLA
- Totaled two points and three rebounds in 10 minutes against Louisiana Tech
- Finished with seven points, two rebounds and a blocked shot in 24 minutes against Mary
- Averaged 19.7 points, 10.5 rebounds, 5.5 assists and 3.9 blocks per game as a senior at Dixon (Ill.) High School and finished eighth in the Mr. Basketball voting in Illinois in 2016

### MISC. STATS

Category	2016-17	Career
Double-Figure Scoring	0	0
Double-Figure Rebounding	0	0
Double-Figure Assists	0	0
Double-Doubles	0	0
Led NU in Scoring	0	0
Led NU in Rebounding	1	1
Led NU in Assists	0	0
20+ Point Games	0	0
30+ Point Games	0	0

### TOP PERFORMANCES OF 2016-17

Category	No.	Opponent (Date)
Points	8	South Dakota (12/3/16)
	8	at Indiana (12/28/16)
	7	Mary (11/15/16)
	7	Michigan (1/14/17)
Rebounds	8	Creighton (12/7/16)
	8	Ohio State (1/18/17)
	8	Wisconsin (2/9/16)
Assists	3	at Indiana (12/28/16)
	2	Northwestern (1/8/17)
	2	South Dakota (12/3/16)
	2	at Kansas (12/10/16)



**#21 MOHAMMAD ELRADI** | 6-3 | 180 | RFr. | G | Omaha, Neb.

### CAREER STATS

CAMPBELL STATE																											
Year	GP	GS	Min	Avg	Total			3FG	3FGA	Pct	FT	FTA	Pct	Rebounds				PF	FO	Ast	TO	Blk	Stl	Pts	Avg		
					FG	FGA	Pct							Off	Def	Tot	Avg										
Has not played in 2016-17																											

### 2016-17 GAME-BY-GAME

Opponent	Date	GS	Min	TOTAL			3-PTS			FT	FTA	Pct	REBOUNDS				PF	FO	A	TO	Blk	Stl	Pts	Avg
				FG	FGA	Pct	3FG	FGA	Pct				Off	Def	Tot	Avg								
Sacramento State	11/13/16		DNP-CD																					
Mary	11/15/16		DNP-CD																					
Louisiana Tech	11/19/16		DNP-CD																					
vs. Dayton	11/24/16		DNP-CD																					
vs. UCLA	11/25/16		DNP-CD																					
vs. Virginia Tech	11/27/16		DNP-CD																					
at Clemson	11/30/16		DNP-CD																					
South Dakota	12/3/16		DNP-CD																					
Creighton	12/7/16		DNP-CD																					
at Kansas	12/10/16		DNP-CD																					
Gardner-Webb	12/18/16		DNP-CD																					
Southern	12/20/16		DNP-CD																					
at Indiana	12/28/16		DNP-CD																					
at Maryland	1/1/17		DNP-CD																					
Iowa	1/5/17		DNP-CD																					
Northwestern	1/8/17		DNP-CD																					
at Michigan	1/14/17		DNP-CD																					
Ohio State	1/18/17		DNP-CD																					
at Northwestern	1/26/17		DNP-CD																					
Purdue	1/29/17		DNP-CD																					
Michigan State	2/2/17		DNP-CD																					
at Iowa	2/5/17		DNP-CD																					
Wisconsin	2/9/17		DNP-CD																					

### NOTING ELRADI

- Walk-on who joined the program after a tryout in Oct. and started practicing on Nov. 2
- Played three seasons at Elkhorn Mt. Michael, helping the school to the 2015 Class B State Tournament, as he led the team in points (376), rebounds (106) and assists (67)

### MISC. STATS

Category	2016-17	Career
Double-Figure Scoring	0	0
Double-Figure Rebounding	0	0
Double-Figure Assists	0	0
Double-Doubles	0	0
Led NU in Scoring	0	0
Led NU in Rebounding	0	0
Led NU in Assists	0	0
20+ Point Games	0	0
30+ Point Games	0	0

### TOP PERFORMANCES OF 2016-17

Category	No.	Opponent (Date)
Points	NA	
Rebounds	NA	
Assists	NA	



#23 NICK FULLER | 6-6 | 213 | Jr. | F | Sun Prairie, Wis.

### CAREER STATS

Year	GP	GS	Min	Avg	Total			3FG	3FGA	Pct	FT	FTA	Pct	Rebounds				PF	FO	Ast	TO	Blk	Stl	Pts	Avg
					FG	FGA								Off	Def	Tot	Avg								
2014-15	16	1	129	8.1	13	25	.520	3	8	.375	5	6	.833	8	13	21	1.3	12	0	4	4	2	2	34	2.1
2015-16	24	0	189	7.9	14	29	.483	0	2	.000	16	29	.552	15	18	33	1.4	27	0	5	13	3	9	44	1.8
2016-17	9	0	46	5.1	2	4	.500	0	0	.000	0	0	.000	1	9	10	1.1	10	0	0	0	0	0	4	0.4
TOTAL	49	1	364	7.4	29	58	.500	3	10	.300	21	35	.600	24	40	64	1.3	49	0	9	17	5	11	82	1.7

### 2015-16 GAME-BY-GAME

Opponent	Date	GS	Min	TOTAL			Pct	3-PTS			Pct	FT	FTA	Pct	REBOUNDS				PF	FO	A	TO	Blk	Stl	Pts	Avg
				FG	FGA			3FG	FGA						Off	Def	Tot	Avg								
Sacramento State	11/13/16		DNP-Injury (ankle)																							
Mary	11/15/16		DNP-Injury (ankle)																							
Louisiana Tech	11/19/16		DNP-Injury (ankle)																							
vs. Dayton	11/24/16		DNP-CD																							
vs. UCLA	11/25/16	1	0	1	.000	0	0	.000	0	0	.000	0	0	.000	0	0	0	0.0	0	0	0	0	0	0	0	0.0
vs. Virginia Tech	11/27/16	2	0	0	.000	0	0	.000	0	0	.000	0	0	.000	0	0	0	0.0	1	0	0	0	0	0	0	0.0
at Clemson	11/30/16		DNP-CD																							
South Dakota	12/3/16		DNP-CD																							
Creighton	12/7/16		DNP-CD																							
at Kansas	12/10/16	7	0	1	.000	0	0	.000	0	0	.000	0	0	.000	0	1	1	0.3	2	0	0	0	0	0	0	0.0
Gardner-Webb	12/18/16		DNP-CD																							
Southern	12/20/16		DNP-CD																							
at Indiana	12/28/16		DNP-CD																							
at Maryland	1/1/17		DNP-CD																							
Iowa	1/5/17		DNP-CD																							
Northwestern	1/8/17		DNP-CD																							
at Michigan	1/14/17	5	0	0	.000	0	0	.000	0	0	.000	0	0	.000	1	1	2	0.8	3	0	0	0	0	0	0	0.0
Ohio State	1/18/17	8	1	1	1.000	0	0	.000	0	0	.000	0	0	.000	0	2	2	1.0	2	0	0	0	0	0	2	0.4
at Rutgers	1/21/17	1	0	0	.000	0	0	.000	0	0	.000	0	0	.000	0	0	0	0.8	0	0	0	0	0	0	0	0.3
at Northwestern	1/26/17	10	0	0	.000	0	0	.000	0	0	.000	0	0	.000	0	4	4	1.3	0	0	0	0	0	0	0	0.3
Purdue	1/29/17		DNP-CD																							
Michigan State	2/2/17	3	0	0	.000	0	0	.000	0	0	.000	0	0	.000	0	0	0	1.1	0	0	0	0	0	0	0	0.3
at Iowa	2/5/17	9	1	1	1.000	0	0	.000	0	0	.000	0	0	.000	0	1	1	1.1	2	0	0	0	0	0	2	0.4
Wisconsin	2/9/17		DNP-CD																							
<b>Totals</b>		0	46	2	4	.500	0	0	.000	0	0	.000	0	0	.000	1	9	10	1.1	10	0	0	0	0	4	0.4

### NOTING FULLER

- Solid role player who is one of the backups at forward and averaged 1.8 points and 1.4 caroms per game in 24 games as a sophomore
- Scored two points and a had a rebound in a season-high nine minutes at Iowa
- Grabbed four rebounds in 10 minutes off the bench at Northwestern
- Played eight minutes against Ohio State, as NU 's top two centers were in foul trouble, as he had two points and two rebounds
- Filled in against Michigan, pulling down two rebounds in five minutes against the Wolverines, as Ed Morrow Jr. missed the game with a foot injury
- Has his most extensive action at No. 3 Kansas, grabbing a rebound in seven minutes vs. the Jayhawks
- Made his 2016-17 debut in the final minute against UCLA after being sidelined since Nov. 1 with a sprained ankle.

### MISC. STATS

Category	2016-17	Career
Double-Figure Scoring	0	2
Double-Figure Rebounding	0	0
Double-Figure Assists	0	0
Double-Doubles	0	0
Led NU in Scoring	0	0
Led NU in Rebounding	0	1
Led NU in Assists	0	0
20+ Point Games	0	0
30+ Point Games	0	0

### TOP PERFORMANCES OF 2016-17

Category	No.	Opponent (Date)
Points	2	Ohio State (1/17/18)
	2	at Iowa (2/5/17)
Rebounds	4	at Northwestern (1/26/17)
	2	Michigan (1/14/17)
	2	Ohio State (1/17/18)
Assists	NA	





**#30 ED MORROW JR.** | 6-7 | 234 | So. | F | Chicago, Ill.

## CAREER STATS

Year	GP	GS	Min	Avg	Total			3FG	3FGA	Pct	FT	FTA	Pct	Rebounds				PF	FO	Ast	TO	Blk	Stl	Pts	Avg
					FG	FGA	Pct							Off	Def	Tot	Avg								
2015-16	30	1	411	13.7	53	83	.639	0	0	.000	16	28	.571	46	53	99	3.3	67	1	3	31	21	0	122	4.1
2016-17	17	16	430	25.3	69	128	.539	0	0	.000	28	51	.549	60	79	139	8.2	46	1	6	34	24	6	166	9.8
<b>TOTAL</b>	<b>47</b>	<b>17</b>	<b>841</b>	<b>17.9</b>	<b>122</b>	<b>211</b>	<b>.578</b>	<b>0</b>	<b>0</b>	<b>.000</b>	<b>44</b>	<b>79</b>	<b>.557</b>	<b>106</b>	<b>132</b>	<b>238</b>	<b>5.1</b>	<b>113</b>	<b>2</b>	<b>9</b>	<b>65</b>	<b>45</b>	<b>6</b>	<b>288</b>	<b>6.1</b>

## 2016-17 GAME-BY-GAME

Opponent	Date	GS	Min	TOTAL			3-PTS			FT	FTA	Pct	REBOUNDS				PF	FO	A	TO	Blk	Stl	Pts	Avg
				FG	FGA	Pct	3FG	FGA	Pct				Off	Def	Tot	Avg								
Sacramento State	11/13/16	*	27	7	13	.538	0	0	.000	1	1	1.000	3	3	6	6.0	3	0	1	2	1	0	15	15.0
Mary	11/15/16	*	14	2	4	.500	0	0	.000	1	2	.500	1	5	6	6.0	0	0	0	2	1	0	5	10.0
Louisiana Tech	11/19/16	*	20	4	7	.571	0	0	.000	1	2	.500	2	4	6	6.0	4	0	0	2	1	0	9	9.7
vs. Dayton	11/24/16	*	33	9	11	.818	0	0	.000	1	3	.333	5	5	10	7.0	3	0	0	4	0	0	19	12.0
vs. UCLA	11/25/16	*	25	4	6	.667	0	0	.000	0	1	.000	1	6	7	7.0	1	0	0	1	0	0	8	11.2
vs. Virginia Tech	11/27/16	*	26	5	9	.556	0	0	.000	3	4	.750	6	1	7	7.0	3	0	0	4	0	0	13	11.5
at Clemson	11/30/16	*	31	4	10	.400	0	0	.000	2	2	1.000	7	5	12	7.7	2	0	0	3	3	1	10	11.3
South Dakota	12/3/16	*	26	5	10	.500	0	0	.000	0	0	.000	2	4	6	7.5	4	0	1	2	1	0	10	11.1
Creighton	12/7/16	*	23	1	3	.333	0	0	.000	0	0	.000	5	8	13	8.1	2	0	0	2	1	0	2	10.1
at Kansas	12/10/16	*	24	7	10	.700	0	0	.000	2	2	1.000	3	4	7	8.0	1	0	2	1	0	0	16	10.7
Gardner-Webb	12/18/16	*	28	2	5	.400	0	0	.000	5	9	.556	7	11	18	8.9	4	0	1	2	4	1	9	10.5
Southern	12/20/16	*	17	2	4	.500	0	0	.000	4	6	.667	1	2	3	8.4	0	0	0	2	1	0	8	10.3
at Indiana	12/28/16	*	22	5	9	.556	0	0	.000	2	2	1.000	6	4	10	8.5	5	1	0	0	5	1	12	10.5
at Maryland	1/1/17	*	34	3	9	.333	0	0	.000	3	7	.429	4	3	7	8.4	4	0	0	0	2	1	9	10.4
Iowa	1/5/17	*	37	4	5	.800	0	0	.000	1	4	.250	3	3	6	8.3	3	0	0	2	2	1	9	10.3
Northwestern	1/8/17	*	17	3	6	.500	0	0	.000	1	1	1.000	1	1	2	7.9	4	0	0	0	2	0	7	10.1
at Michigan	1/14/17		DNP-Foot																					
Ohio State	1/18/17		DNP-Foot																					
at Rutgers	1/21/17		DNP-Foot																					
at Northwestern	1/26/17		DNP-Foot																					
Purdue	1/29/17		DNP-Foot																					
Michigan State	2/2/17		DNP-Foot																					
at Iowa	2/5/17		DNP-Foot																					
Wisconsin	2/9/17		26	2	7	.286	0	0	.000	1	5	.200	3	10	13	8.2	3	0	1	5	0	1	5	9.8
Totals		16	430	69	128	.539	0	0	.000	28	51	.549	60	79	139	8.2	46	1	6	34	24	6	166	9.8

## NOTING MORROW

- High-motor forward who has a knack for rebounds and has worked hard to improve his all-around game
- Is up to 234 pounds after coming to Nebraska at 215 pounds and plays the 4 and 5 spots for the Huskers
- Returned to action for the first time since Jan. 8, against No. 7 Wisconsin, totaling five points and 13 rebounds
- Totaled nine points, six rebounds and a pair of blocked shots in a career-high 37 minutes vs. Iowa
- Finished with nine points, seven rebounds and two blocked shots in the win at Maryland
- Keyed NU's win over No. 16 Indiana with 12 points, 10 rebounds and a career-high five blocked shots, as he had a pair of putback baskets in the final three minutes to keep the Huskers in the lead
- Pulled down a career-high 18 rebounds - the most by a Husker since 2007 - and added four blocked shots and nine points vs. Gardner-Webb
- Totaled 16 points on 7-of-10 shooting and seven rebounds at No. 3 Kansas
- Grabbed a career-high 13 rebounds, including five on the offensive glass, against No. 10 Creighton
- Posted his second career double-double at Clemson with a personal-best 12 boards, 10 points and three boards
- Played well at the Wooden Legacy, averaging 13.3 points and 8.0 rebounds per game while shooting 69 percent
- Collected his first career double-double vs. Dayton, finishing with career highs in points (19) and rebounds (10) while going 9-of-11 from the field
- Reached double figures with 13 points and seven rebounds against Virginia Tech
- Totaled nine points and tied for team-high honors with six boards against Louisiana Tech
- Enjoyed a strong opener with a career-high 15 points and six rebounds against Sacramento State
- His mother (Nafeesah Brown) totaled 1,089 points during her playing career at Nebraska, averaging 20.2 points and 10.1 rebounds per game as a senior in 1993-94

## MISC. STATS

Category	2016-17	Career
Double-Figure Scoring	7	11
Double-Figure Rebounding	6	6
Double-Figure Assists	0	0
Double-Doubles	3	3
Led NU in Scoring	0	0
Led NU in Rebounding	8	10
Led NU in Assists	0	0
20+ Point Games	0	0
30+ Point Games	0	0

## TOP PERFORMANCES OF 2016-17

Category	No.	Opponent (Date)
Points	19	Dayton (11/24/16)
	16	at Kansas (12/10/16)
	15	Sacramento State (11/13/16)
Rebounds	18	Gardner-Webb (12/18/16)
	13	Wisconsin (2/9/16)
	13	Creighton (12/7/16)
	12	at Clemson (11/30/16)
Assists	2	at Kansas (12/10/16)
Blocks	5	at Indiana (12/28/16)
	4	Gardner-Webb (12/18/16)
	3	at Clemson (11/30/16)



## #32 JORDY TSHIMANGA

6-11 | 275 | Fr. | C | Montreal, Quebec

### CAREER STATS

Year	GP	GS	Min	Avg	Total					Rebounds													Pts	Avg	
					FG	FGA	Pct	3FG	3FGA	Pct	FT	FTA	Pct	Off	Def	Tot	Avg	PF	FO	Ast	TO	Blk			Stl
2016-17	24	4	277	11.5	38	89	.427	0	0	.000	34	53	.642	42	46	88	3.7	57	2	4	36	11	9	110	4.6
TOTAL	24	4	277	11.5	38	89	.427	0	0	.000	34	53	.642	42	46	88	3.7	57	2	4	36	11	9	110	4.6

### 2016-17 GAME-BY-GAME

Opponent	Date	GS	Min	TOTAL			3-PTS			FT	FTA	Pct	REBOUNDS				PF	FO	A	TO	Blk	Stl	Pts	Avg
				FG	FGA	Pct	3FG	FGA	Pct				Off	Def	Tot	Avg								
Sacramento State	11/13/16		10	0	7	.000	0	0	.000	0	0	.000	3	1	4	4.0	2	0	0	0	0	1	0	0.0
Mary	11/15/16		20	2	4	.500	0	0	.000	4	4	1.000	4	4	8	6.0	2	0	0	3	2	2	8	4.0
Louisiana Tech	11/19/16		4	0	0	.000	0	0	.000	0	0	.000	0	0	0	4.0	2	0	0	0	0	0	0	2.7
vs. Dayton	11/24/16		3	1	1	1.000	0	0	.000	1	2	.500	0	0	0	3.0	1	0	0	1	0	0	3	2.8
vs. UCLA	11/25/16		12	2	4	.500	0	0	.000	0	0	.000	5	1	6	3.6	2	0	0	1	0	0	4	3.0
vs. Virginia Tech	11/27/16		5	0	2	.000	0	0	.000	0	0	.000	1	2	3	3.5	2	0	0	2	1	0	0	2.5
at Clemson	11/30/16		9	1	1	1.000	0	0	.000	1	2	.500	1	2	3	3.4	4	0	0	0	0	0	3	2.6
South Dakota	12/3/16		9	1	3	.333	0	0	.000	2	2	1.000	1	0	1	3.1	2	0	0	1	2	1	4	2.8
Creighton	12/7/16		11	3	6	.500	0	0	.000	0	0	.000	0	4	4	3.2	1	0	0	1	0	0	6	3.1
at Kansas	12/10/16		19	3	7	.429	0	0	.000	4	7	.571	3	5	8	3.7	4	0	0	1	2	1	10	3.8
Gardner-Webb	12/18/16		8	0	0	.000	0	0	.000	2	2	1.000	1	0	1	3.5	1	0	0	1	0	0	2	3.6
Southern	12/20/16		14	2	4	.500	0	0	.000	2	4	.500	3	2	5	3.6	1	0	0	1	0	0	6	3.8
at Indiana	12/28/16		14	1	4	.250	0	0	.000	0	0	.000	1	1	2	3.5	2	0	1	1	1	0	2	3.7
at Maryland	1/1/17		6	0	1	.000	0	0	.000	0	0	.000	0	3	3	3.4	2	0	1	0	0	0	0	3.4
Iowa	1/5/17		6	0	1	.000	0	0	.000	0	0	.000	0	0	0	3.2	0	0	0	1	0	0	0	3.2
Northwestern	1/8/17		14	1	3	.333	0	0	.000	0	1	.000	3	1	4	3.3	3	0	0	1	0	0	2	3.1
at Michigan	1/14/17		7	1	2	.500	0	0	.000	1	1	1.000	0	0	0	3.1	2	0	0	0	0	0	3	3.1
Ohio State	1/18/17		12	2	3	.667	0	0	.000	3	6	.500	0	0	0	2.9	3	0	0	3	0	1	7	3.3
at Rutgers	1/21/17		11	3	6	.500	0	0	.000	0	0	.000	1	1	2	2.8	3	0	1	0	1	1	6	3.5
at Northwestern	1/26/17		9	2	3	.667	0	0	.000	3	4	.750	0	4	4	2.9	4	0	0	4	1	0	7	3.7
Purdue	1/29/17	*	19	2	6	.333	0	0	.000	2	5	.400	0	3	3	2.9	5	1	0	2	0	0	6	3.8
Michigan State	2/2/17	*	24	5	7	.714	0	0	.000	5	6	.833	5	4	9	3.2	2	0	0	4	1	0	15	4.3
at Iowa	2/5/17	*	17	4	6	.667	0	0	.000	2	4	.500	5	3	8	3.4	5	1	1	4	0	1	10	4.5
Wisconsin	2/9/17	*	14	2	8	.250	0	0	.000	2	3	.667	5	5	10	3.7	2	0	0	4	0	1	6	4.6
Totals		4	277	38	89	.427	0	0	.000	34	53	.642	42	46	88	3.7	57	2	4	36	11	9	110	4.6

### NOTING TSHIMANGA


- Freshman center who has size and length (7-foot-4 wingspan) to be a factor on the interior
- Grabbed a career-high 10 rebounds in 14 minutes against No. 7 Wisconsin
- Nearly posted a double-double at Iowa with 10 points and eight rebounds in just 17 minutes
- Posted career highs in both points (15) and rebounds (nine) in 24 minutes vs. Michigan State, going 5-6 from the field
- Made his first career start against No. 20 Purdue, finishing with six points and three rebounds in 19 minutes - his highest minute total since Dec. 10
- Played just nine minutes because of foul trouble, but had seven points and four rebounds at Northwestern
- Had six points, two rebounds and a blocked shot in 11 minutes at Rutgers
- Totaled seven points and a steal in 12 minutes off the bench against Ohio State
- Keyed a 14-2 spurt off the bench, finishing with six points and five rebounds in 14 minutes vs. Southern
- Played one of his best games of the year at No. 3 Kansas, finishing with then-season highs in points (10), rebounds (eight) and blocked shots (two) against the Jayhawks
- Had six points and four rebounds off the bench against No. 10 Creighton
- Played well in limited duty vs. South Dakota, scoring four points and blocking two shots in nine minutes
- Battled foul trouble at Clemson, finishing with three points and three boards in nine minutes of action
- Played well in limited duty vs. No. 14 UCLA with four points and six rebounds, including five offensive caroms
- Led NU with eight boards and added eight points, two blocked shots and two steals vs. Mary
- Top-150 recruit by Rivals.com who averaged 18.3 points, 4.1 rebounds and 3.1 blocks per game at The MacDuffie School as a senior

### MISC. STATS

Category	2016-17	Career
Double-Figure Scoring	3	3
Double-Figure Rebounding	1	1
Double-Figure Assists	0	0
Double-Doubles	0	0
Led NU in Scoring	0	0
Led NU in Rebounding	5	5
Led NU in Assists	0	0
20+ Point Games	0	0
30+ Point Games	0	0

### TOP PERFORMANCES OF 2016-17

Category	No.	Opponent (Date)
Points	15	Michigan State (2/2/17)
	10	Kansas (12/10/16)
	10	at Iowa (2/5/17)
Rebounds	10	Wisconsin (2/9/17)
	9	Michigan State (2/2/17)
	8	at Iowa (2/5/17)
	8	Mary (11/15/16)
	8	Kansas (12/10/16)
Blocks	2	Kansas (12/10/16)
	2	Mary (11/15/16)
	2	South Dakota (12/3/16)



## #41 TANNER BORCHARDT

6-8 | 275 | So. | G | Gothenburg, Neb.

## CAREER STATS

					Total			Rebounds																	
Year	GP	GS	Min	Avg	FG	FGA	Pct	3FG	3FGA	Pct	FT	FTA	Pct	Off	Def	Tot	Avg	PF	FO	Ast	TO	Blk	Stl	Pts	Avg
2015-16	8	0	28	3.5	3	3	1.000	0	0	.000	0	0	.000	2	7	9	1.1	5	0	0	5	0	0	6	0.8
2016-17	DNP																								
TOTAL	8	0	28	3.5	3	3	1.000	0	0	.000	0	0	.000	2	7	9	1.1	5	0	0	5	0	0	6	0.8

## 2016-17 GAME-BY-GAME

[illegible]

**NOTING BORCHARDT**

- Walk-on who rejoined the team on Feb. 2 to help add depth to the frontcourt
- Played in eight games as a freshman in 2015-16, totaling six points and nine rebounds in 28 minutes of work
- Scored a career-high four points and grabbed two rebounds in the final four minutes against Mississippi Valley State
- Originally walked on to the team after an open tryout in October of 2015
- Was offered scholarships to play football at Wyoming, Ohio and Colorado State as an offensive tackle

## MISC. STATS

Category	2016-17	Career
Double-Figure Scoring	0	0
Double-Figure Rebounding	0	0
Double-Figure Assists	0	0
Double-Doubles	0	0
Led NU in Scoring	0	0
Led NU in Rebounding	0	0
Led NU in Assists	0	0
20+ Point Games	0	0
30+ Point Games	0	0

## TOP PERFORMANCES OF 2016-17

Category	No.	Opponent (Date)
Points	NA	
Rebounds	NA	
Assists	NA	

# 2016-17 BOXSCORES



## Sacramento State vs Nebraska 11/13/16 7:06 p.m. at Pinnacle Bank Arena (Lincoln, Neb.)

### Sacramento State 61 • 0-2

#	Player	Total		3-Ptr		Rebounds			PF	TP	A	TO	Blk	Stl	Min
		FG-FGA	FG-FGA	FT-FTA	FT-FTA	Off	Def	Tot							
03	Justin STRINGS	f	4-19	2-10	2-2	0	3	3	0	12	2	1	0	1	36
33	Nick HORNSBY	f	5-8	1-2	3-6	2	8	10	4	14	0	0	1	1	35
44	Eric STUTEVILLE	c	4-6	0-0	1-2	3	3	6	2	9	0	3	0	0	22
00	Marcus GRAVES	g	2-7	0-2	0-2	0	1	1	3	4	7	3	0	1	27
14	Jeff WU	g	2-6	1-4	0-0	0	1	1	1	5	1	1	0	0	22
01	Chibueze JACOBS	f	1-1	0-0	0-0	0	0	0	3	2	0	0	0	0	5
04	Jiday UGBAJA	f	1-1	0-0	2-2	0	1	1	2	4	0	1	0	0	6
11	Trevis JACKSON	f	0-0	0-0	0-0	0	2	2	0	0	2	1	0	1	12
12	Grant DRESSLER	f	1-2	1-2	3-6	0	3	3	0	6	2	2	0	0	19
15	Matt BATTAGLIA	f	1-1	1-1	0-0	0	0	0	1	3	0	0	0	0	7
30	Joshua PATTON	f	1-2	0-0	0-0	0	1	1	3	2	0	2	1	0	9
Team						1	0	1							
Totals			22-53	6-21	11-20	6	23	29	19	61	14	14	2	4	200
FG % 1st Half: 13-27		48.1%	2nd half: 9-26		34.6%	Game: 22-53		41.5%	Deadball						
3FG % 1st Half: 4-9		44.4%	2nd half: 2-12		50.0%	Game: 6-21		28.6%	Rebounds						
FT % 1st Half: 3-4		75.0%	2nd half: 8-16		50.0%	Game: 11-20		55.0%	3						

### Nebraska 83 • 1-0

#	Player	Total		3-Ptr		Rebounds			PF	TP	A	TO	Blk	Stl	Min
		FG-FGA	FG-FGA	FT-FTA	FT-FTA	Off	Def	Tot							
12	Jacobson, Michael	f	1-2	0-0	0-0	2	4	6	1	2	3	2	2	0	24
30	Morrow Jr., Ed	f	7-13	0-0	1-1	3	3	6	3	15	1	2	1	0	27
00	Webster, Tai	g	7-12	1-3	5-6	0	5	5	1	20	1	1	0	0	31
05	Watson Jr., Glynn	g	9-14	2-3	3-3	0	5	5	2	23	6	0	0	3	30
10	McVeigh, Jack	g	5-8	3-5	1-2	2	5	7	0	14	0	1	0	0	32
01	Gill, Anton	g	0-4	0-0	0-0	1	2	3	4	0	0	1	0	1	16
02	Horne, Jeriah	f	1-2	0-0	0-0	0	3	3	1	2	1	1	0	0	11
11	Taylor, Evan	f	1-1	0-0	3-4	0	1	1	1	5	1	0	0	0	9
15	Roby, Isaiah	f	0-2	0-0	2-2	0	1	1	2	2	0	3	0	0	10
32	Tshimanga, Jordy	f	0-7	0-0	0-0	3	1	4	2	0	0	0	0	1	10
Team						1	1	2							
Totals			31-65	6-11	15-18	12	31	43	17	83	13	11	3	5	200
FG % 1st Half: 16-39		41.0%	2nd half: 15-26		57.7%	Game: 31-65		47.7%	Deadball						
3FG % 1st Half: 3-5		60.0%	2nd half: 3-6		50.0%	Game: 6-11		54.5%	Rebounds						
FT % 1st Half: 1-1		100.0	2nd half: 14-17		82.4%	Game: 15-18		83.3%	2						

Officials: Lamont Simpson, D.J. Carstensen, Rob Kueneman  
Technical fouls: Sacramento State-TEAM. Nebraska-None.  
Attendance: 15883  
Actual Attendance: 10,083  
Technical Foul Sacramento bench 11:51 2nd Half

Score by periods	1st	2nd	Total
Sacramento State	33	28	61
Nebraska	36	47	83

Last FG - SAC 2nd-00:42, NEB 2nd-01:13.  
Largest lead - SAC None, NEB by 26 2nd-00:53.  
SAC led for 00:00, NEB led for 38:54. Game was tied for 01:06.

Points	In	Off	2nd	Fast	Bench
SAC	22	12	4	4	17
NEB	20	7	8	4	9

Score tied - 1 time.  
Lead changed - 0 times.

## Mary vs Nebraska 11/15/16 7:05 p.m. at Pinnacle Bank Arena (Lincoln, Neb.)

### Mary 38 • 0-3

#	Player	Total		3-Ptr		Rebounds			PF	TP	A	TO	Blk	Stl	Min
		FG-FGA	FG-FGA	FT-FTA	FT-FTA	Off	Def	Tot							
10	Bryan Jefferson	f	3-10	0-3	4-6	1	0	1	3	10	1	5	0	0	29
14	Trevor Zacher	f	2-8	1-5	0-0	1	5	6	3	5	1	0	0	0	23
33	Isaac Lindquist	c	3-10	0-0	0-0	3	2	5	2	6	2	1	0	1	35
02	Damonta Henry	g	2-6	2-5	0-0	0	1	1	0	6	1	1	0	0	24
04	Pat Thomas	g	0-3	0-1	0-1	0	4	4	2	0	1	2	0	0	24
00	Jaylan White	f	1-3	0-1	0-0	0	0	0	1	2	0	0	0	0	16
01	Rickey Suggs	f	3-7	0-1	0-0	0	2	2	0	6	0	1	0	2	24
05	Erron Collins	f	0-0	0-0	3-3	0	0	0	0	3	0	2	0	0	7
13	Dominic Miller	f	0-0	0-0	0-0	0	0	0	0	0	0	0	0	0	0+
20	Luke Scott	f	0-3	0-2	0-0	0	1	1	0	0	1	0	0	2	12
24	Michael Gorder	f	0-0	0-0	0-0	0	0	0	2	0	0	0	0	0	6
Team						1	0	1							
Totals			14-50	3-18	7-10	6	15	21	13	38	7	14	0	5	200
FG % 1st Half: 7-28		25.0%	2nd half: 7-22		31.8%	Game: 14-50		28.0%	Deadball						
3FG % 1st Half: 1-9		11.1%	2nd half: 2-9		22.2%	Game: 3-18		16.7%	Rebounds						
FT % 1st Half: 1-2		50.0%	2nd half: 6-8		75.0%	Game: 7-10		70.0%	0						

### Nebraska 70 • 2-0

#	Player	Total		3-Ptr		Rebounds			PF	TP	A	TO	Blk	Stl	Min
		FG-FGA	FG-FGA	FT-FTA	FT-FTA	Off	Def	Tot							
10	McVeigh, Jack	f	3-8	3-8	0-0	0	6	6	0	9	4	0	0	0	19
12	Jacobson, Michael	f	4-5	0-1	2-2	4	0	4	2	10	0	3	2	0	15
30	Morrow Jr., Ed	f	2-4	0-0	1-2	1	5	6	0	5	0	2	1	0	14
00	Webster, Tai	g	4-7	2-4	0-0	1	4	5	3	10	3	2	0	1	20
05	Watson Jr., Glynn	g	3-4	0-1	0-0	0	1	1	2	6	4	1	0	0	19
01	Gill, Anton	g	1-5	0-3	1-2	0	2	2	0	3	2	4	0	0	24
02	Horne, Jeriah	f	3-8	2-5	0-0	0	5	5	2	8	1	0	1	0	23
11	Taylor, Evan	f	1-2	0-0	2-2	0	4	4	0	4	2	1	0	0	22
15	Roby, Isaiah	f	3-5	1-1	0-0	0	2	2	4	7	0	0	1	0	24
32	Tshimanga, Jordy	f	2-4	0-0	4-4	4	4	8	2	8	0	3	2	2	20
Team						2	0	2							
Totals			26-52	8-23	10-12	12	33	45	15	70	16	17	7	3	200
FG % 1st Half: 13-27		48.1%	2nd half: 13-25		52.0%	Game: 26-52		50.0%	Deadball						
3FG % 1st Half: 6-16		37.5%	2nd half: 2-7		28.6%	Game: 8-23		34.8%	Rebounds						
FT % 1st Half: 2-4		50.0%	2nd half: 8-8		100.0	Game: 10-12		83.3%	1						

Officials: Glenn Mayborg, Chris Beaver, Brooks Wells  
Technical fouls: Mary-None. Nebraska-None.  
Attendance: 15738  
Actual Attendance: 8,459

Score by periods	1st	2nd	Total
Mary	16	22	38
Nebraska	34	36	70

Last FG - MARY 2nd-02:46, NEB 2nd-01:02.  
Largest lead - MARY None, NEB by 32 2nd-09:01.  
MARY led for 00:00, NEB led for 39:04. Game was tied for 00:56.

Score tied - 0 times.  
Lead changed - 0 times.

## Louisiana Tech vs Nebraska 11/19/16 7:01 p.m. at Pinnacle Bank Arena (Lincoln, Neb.)

### Louisiana Tech 54 • 1-2

#	Player		Total			3-Ptr		Rebounds			PF	TP	A	TO	Blk	Stl	Min
			FG-FGA	FG-FGA	FT-FTA	Off	Def	Tot									
02	McCree, Erik	f	7-15	2-6	0-0	1	7	8	2	16	0	4	0	0	36		
24	Sherman, Omar	f	2-4	0-1	0-0	2	2	4	3	4	0	1	1	1	16		
00	Boykins, Jacobi	g	3-11	2-8	1-2	0	4	4	3	9	0	3	0	0	35		
01	Jean, Derric	g	2-8	0-1	0-2	2	3	5	3	4	3	2	1	1	30		
25	Davis, Qiydar	g	2-5	1-3	1-2	2	4	6	1	6	2	4	1	0	27		
03	Harris, Jalen	f	3-6	0-3	0-0	0	1	1	0	6	0	1	2	0	18		
04	Bracey, Daquan	f	0-5	0-1	0-0	1	4	5	3	0	5	1	0	0	17		
05	White, Joniah	f	1-1	0-0	0-0	2	0	2	3	2	0	0	1	0	9		
35	Powell, Oliver	f	1-2	1-1	4-6	1	0	1	1	7	0	1	0	0	12		
Team						1	1	2									
Totals			21-57	6-24	6-12	12	26	38	19	54	10	17	6	2	200		
FG % 1st Half: 9-25			36.0%	2nd half: 12-32	37.5%	Game: 21-57			36.8%	Deadba							
3FG % 1st Half: 4-13			30.8%	2nd half: 2-11	18.2%	Game: 6-24			25.0%	Rebound							
FT % 1st Half: 4-10			40.0%	2nd half: 2-2	100.0	Game: 6-12			50.0%	3							



# N MISC STATS

## 2016-17 BOXSCORES

**Nebraska vs UCLA**  
11/25/16 9:00 PM at Titan Gym (Fullerton, Calif.)

**Nebraska 71 • 4-1**

#	Player	Total			3-Ptr			Rebounds			PF	TP	A	TO	Blk	Stl	Min
		FG-FGA	FG-FGA	FT-FTA	Off	Def	Tot	Off	Def	Tot							
10	McVeigh, Jack	r	0-8	0-5	1-2	1	1	2	1	1	0	0	0	0	0	0	27
12	Jacobson, Michael	r	3-8	0-2	0-0	3	3	6	4	6	0	0	0	2	0	0	24
30	Morrow Jr., Ed	r	4-6	0-0	0-1	1	6	7	1	8	0	1	0	0	0	0	25
00	Webster, Tai	g	8-16	2-3	1-3	2	5	7	3	19	7	3	0	2	36		
05	Watson Jr., Glynn	g	10-18	3-7	4-4	1	2	3	4	27	3	0	0	0	0	0	36
01	Gill, Anton		1-10	1-6	0-0	0	5	5	1	3	1	0	0	0	0	0	16
02	Horne, Jeriah		0-1	0-1	0-0	0	0	0	1	0	0	0	0	0	0	0	7
11	Taylor, Evan		0-1	0-0	0-1	0	0	0	0	0	0	0	0	0	0	0	8
15	Roby, Isaiah		1-2	0-0	1-2	1	0	1	1	3	0	0	0	0	1	8	
23	Fuller, Nick		0-1	0-0	0-0	0	0	0	0	0	0	0	0	0	0	0	1
32	Tshimanga, Jordy		2-4	0-0	0-0	5	1	6	2	4	0	1	0	0	0	0	12
Team							3	2	5					1			
Totals			29-75	6-24	7-13	17	25	42	18	71	11	6	2	3	200		

FG % 1st Half: 10-35 28.6% 2nd half: 19-40 47.5% Game: 29-75 38.7%  
3FG % 1st Half: 1-8 12.5% 2nd half: 5-16 31.3% Game: 6-24 25.0%  
FT % 1st Half: 4-7 57.1% 2nd half: 3-6 50.0% Game: 7-13 53.8%

**UCLA 82 • 6-0**

#	Player	Total			3-Ptr			Rebounds			PF	TP	A	TO	Blk	Stl	Min
		FG-FGA	FG-FGA	FT-FTA	Off	Def	Tot	Off	Def	Tot							
22	Leaf, TJ	r	4-9	3-4	1-2	0	4	4	2	12	4	0	2	0	0	0	26
40	Welsh, Thomas	c	5-8	0-0	2-2	0	11	11	1	12	2	0	1	0	0	0	28
02	Ball, Lonzo	g	5-9	3-5	0-0	1	2	3	5	13	7	1	1	0	0	0	30
10	Hamilton, Isaac	g	5-12	3-7	2-2	1	4	5	3	15	0	4	0	0	0	0	34
20	Alford, Bryce	g	7-14	0-6	4-4	2	4	6	1	18	2	0	0	0	0	0	35
03	Holiday, Aaron		3-6	0-1	0-1	0	5	5	2	6	3	1	0	0	0	0	29
13	Anigbogu, Ike		1-1	0-0	0-0	0	2	2	2	2	1	1	2	0	0	0	6
14	Goloman, Gyorgy		2-3	0-0	0-1	2	2	4	1	4	2	1	2	2	1	12	
Team							1	1	2								
Totals			32-62	9-23	9-12	7	35	42	17	82	21	8	8	1	200		

FG % 1st Half: 16-32 50.0% 2nd half: 16-30 53.3% Game: 32-62 51.6%  
3FG % 1st Half: 5-14 35.7% 2nd half: 4-9 44.4% Game: 9-23 39.1%  
FT % 1st Half: 1-3 33.3% 2nd half: 8-9 88.9% Game: 9-12 75.0%

Officials: Ted Valentine, Chris Rastatter, Mike Scypers  
Technical fouls: Nebraska-None. UCLA-None.

Attendance: 5153  
Game 8 of the 2016 Wooden Legacy  
Semifinals  
Attendance session 1: 1875, session 2: 3278, daily: 5153

Score by periods	1st	2nd	Total
Nebraska	25	46	71
UCLA	38	44	82

Last FG - NEB 2nd-00:18, UCLA 2nd-01:04.  
Largest lead - NEB by 1 1st-12:28, UCLA by 15 2nd-19:52.  
NEB led for 00:20. UCLA led for 38:40. Game was tied for 00:41.

Points	In	Off	2nd	Fast	Bench
NEB	42	14	13	4	10
UCLA	30	8	8	4	12

Score tied - 0 times.  
Lead changed - 2 times.

**Virginia Tech vs Nebraska**  
11/27/16 1:20 PM at Honda Center (Anaheim, Calif.)

**Virginia Tech 66 • 5-1**

#	Player	Total			3-Ptr			Rebounds			PF	TP	A	TO	Blk	Stl	Min
		FG-FGA	FG-FGA	FT-FTA	Off	Def	Tot	Off	Def	Tot							
02	Khadim Sy	r	0-2	0-0	0-0	1	1	2	1	0	0	0	0	0	0	0	11
15	Chris Clarke	r	2-2	1-1	2-3	0	4	4	2	7	1	1	0	0	0	0	23
05	Justin Robinson	g	3-7	2-4	0-0	1	3	4	3	8	5	6	0	0	0	0	37
10	Justin Bibbs	g	2-5	2-3	2-2	0	3	3	1	8	0	1	0	0	0	0	27
13	Ahmed Hill	g	3-8	1-3	5-6	0	1	1	4	12	1	2	0	0	0	0	34
04	Seth Allen		3-6	1-2	2-2	0	4	4	2	9	4	5	0	2	22		
32	Zach LeDay		7-18	0-3	5-9	3	6	9	4	19	4	1	3	1	34		
42	Ty Outlaw		1-2	1-2	0-0	0	2	2	2	3	0	1	0	0	0	0	12
Team							5	4	9								
Totals			21-50	8-18	16-22	10	28	38	19	66	15	17	3	3	200		

FG % 1st Half: 8-27 29.6% 2nd half: 13-23 56.5% Game: 21-50 42.0%  
3FG % 1st Half: 4-10 40.0% 2nd half: 4-8 50.0% Game: 8-18 44.4%  
FT % 1st Half: 3-8 37.5% 2nd half: 13-14 92.9% Game: 16-22 72.7%

**Nebraska 53 • 4-2**

#	Player	Total			3-Ptr			Rebounds			PF	TP	A	TO	Blk	Stl	Min
		FG-FGA	FG-FGA	FT-FTA	Off	Def	Tot	Off	Def	Tot							
10	McVeigh, Jack	r	2-9	1-7	0-0	0	3	3	2	5	2	0	0	0	0	0	23
12	Jacobson, Michael	r	0-6	0-2	2-2	2	4	6	3	2	0	0	2	2	31		
30	Morrow Jr., Ed	r	5-9	0-0	3-4	6	1	7	3	13	0	4	0	0	0	0	26
00	Webster, Tai	g	6-11	1-4	10-12	2	6	8	2	23	2	2	2	1	0	0	34
05	Watson Jr., Glynn	g	1-11	0-4	0-0	1	4	5	1	23	3	1	0	5	36		
01	Gill, Anton		2-6	2-3	0-0	0	2	2	0	6	0	0	0	0	0	0	16
02	Horne, Jeriah		0-0	0-0	0-0	0	1	1	1	0	0	1	0	0	0	0	4
11	Taylor, Evan		1-1	0-0	0-0	0	0	0	2	2	0	2	0	1	11		
15	Roby, Isaiah		0-2	0-1	0-0	0	0	0	3	0	1	2	0	1	12		
23	Fuller, Nick		0-0	0-0	0-0	0	0	0	1	0	0	0	0	0	0	0	2
32	Tshimanga, Jordy		0-2	0-0	0-0	1	2	3	2	0	0	2	1	0	0	0	5
Team							2	0	2								
Totals			17-57	4-21	15-18	14	23	37	20	53	8	14	4	9	200		

FG % 1st Half: 10-26 38.5% 2nd half: 7-31 22.6% Game: 17-57 29.8%  
3FG % 1st Half: 2-7 28.6% 2nd half: 2-14 14.3% Game: 4-21 19.0%  
FT % 1st Half: 4-4 100.0% 2nd half: 11-14 78.6% Game: 15-18 83.3%

Officials: Chris Rastatter, Mike Greenstein, Donnie Eppley  
Technical fouls: Virginia Tech-Zach LeDay. Nebraska-None.

Attendance: 4221  
Game 10 of the 2016 Wooden Legacy  
3rd Place Game

Score by periods	1st	2nd	Total
Virginia Tech	23	43	66
Nebraska	26	27	53

Points	In	Off	2nd	Fast	Bench
VT	24	12	8	2	31
NEB	24	15	12	2	8

Last FG - VT 2nd-00:02, NEB 2nd-00:49.  
Largest lead - VT by 13 2nd-00:02, NEB by 8 1st-05:16.  
VT led for 18:22. NEB led for 16:15. Game was tied for 05:02.

Score tied - 4 times.  
Lead changed - 7 times.

**South Dakota vs Nebraska**  
12/03/16 1:05 p.m. at Pinnacle Bank Arena (Lincoln, Neb.)

**South Dakota 61 • 6-4**

#	Player	Total			3-Ptr			Rebounds			PF	TP	A	TO	Blk	Stl	Min
		FG-FGA	FG-FGA	FT-FTA	Off	Def	Tot	Off	Def	Tot							
12	Burch-Manning, Trey	r	2-9	0-1	3-5	3	3	6	4	7	1	3	0	0	0	0	30
23	Flack, Tyler	r	6-12	0-0	1-2	2	5	7	0	13	0	0	0	0	0	0	29
00	Dickerson, Trey	g	4-15	1-4	2-2	1	1	2	2	11	6	2	0	2	31		
02	Hurst, Carlton	g	3-9	2-3	0-0	2	8	10	2	8	1	2	1	0	1	0	34
13	Mooney, Matt	g	8-16	2-6	0-0	0	5	5	3	18	3	5	0	3	34		
03	Simpson, Triston		0-0	0-0	0-0	0	2	2	0	0	1	1	0	0	1	9	
22	Armstrong, Brandon		0-0	0-0	0-0	0	1	1	1	0	0	0	0	0	0	0	8
22	Peterson, Tyler		0-3	0-2	0-0	0	2	2	2	0	0	2	0	0	0	0	12
25	Hagedorn, Tyler		0-0	0-0	0-0	0	1	1	2	0	0	1	0	0	0	0	2
31	Jech, Dan		0-0	0-0	0-0	0	0	0	1	0	0	1	0	0	0	0	2
45	Sparks, Austin		2-2	0-0	0-0	2	0	2	0	4	0	1	0	1	0	1	9
Team							2	0	2								
Totals			25-66	5-16	6-9	12	28	40	17	61	12	18	1	8	200		

FG % 1st Half: 12-33 36.4% 2nd half: 13-33 39.4% Game: 25-66 37.9%  
3FG % 1st Half: 4-6 66.7% 2nd half: 1-10 10.0% Game: 5-16 31.3%  
FT % 1st Half: 3-4 75.0% 2nd half: 3-5 60.0% Game: 6-9 66.7%

**Nebraska 73 • 5-3**

#	Player	Total			3-Ptr			Rebounds			PF	TP	A	TO	Blk
---	--------	-------	--	--	-------	--	--	----------	--	--	----	----	---	----	-----

**Creighton vs Nebraska**  
12/07/16 8:06 p.m. at Pinnacle Bank Arena (Lincoln, Neb.)**Creighton 77 • 9-0**

#	Player		Total			3-Ptr			Rebounds			PF	TP	A TO Blk Stl				Min
			FG-FGA	FG-FGA	FT-FTA	Off	Def	Total	Off	Def	Total							
13	HUFF, Cole	f	4-6	4-5	1-2	0	4	4	3	13	0	0	0	0	0	29		
23	PATTON, Justin	c	4-4	0-0	1-4	3	5	8	4	9	0	2	3	1	21			
00	FOSTER, Marcus	g	3-9	0-4	1-4	0	2	2	3	7	2	3	0	0	0	25		
00	THOMAS, Khryi	g	3-8	1-3	0-0	2	8	10	0	7	1	2	1	2	33			
10	WATSON Jr., Maurice	g	10-20	0-0	5-6	0	3	3	2	25	8	4	0	0	0	37		
01	MINTZ, Davion	f	1-1	0-0	0-0	0	0	0	0	2	0	0	0	0	0	3		
04	HARRELL Jr., Ronnie	f	1-2	0-0	0-0	1	0	1	0	2	0	0	0	0	0	3		
11	CLEMENT, Tyler	f	0-0	0-0	0-0	0	0	0	0	0	0	0	0	0	0	2		
21	KRAMPLJ, Martin	f	1-1	0-0	0-1	0	1	1	2	2	0	0	0	0	0	6		
21	ZIERDEN, Isaiah	f	0-3	0-2	2-2	0	2	2	4	2	1	0	0	1	27			
24	PARAS, Kobe	f	0-0	0-0	0-0	0	1	1	0	0	0	0	0	0	0	+		
32	HEGNER, Toby	f	3-5	0-1	2-4	1	9	10	4	8	1	2	0	1	17			
Team						1	0	1										
Totals				30-59	5-15	12-23	8	35	43	22	77	13	13	4	5	200		
FG % 1st Half: 13-31			41.9%	2nd half: 17-28		60.7%	Game: 30-59		50.8%	Deadball Rebounds								
3FG % 1st Half: 3-10			30.0%	2nd half: 2-5		40.0%	Game: 5-15		33.3%									
FT % 1st Half: 2-7			28.6%	2nd half: 10-16		62.5%	Game: 12-23		52.2%									

**Nebraska 62 • 5-4**

#	Player		Total			3-Ptr			Rebounds			PF	TP	A TO Blk Stl			Min
			FG-FGA	FG-FGA	FT-FTA	Off	Def	Total									
10	McVeigh, Jack	f	2-8	1-5	2-2	1	0	1	1	7	0	0	0	2	36		
12	Jacobson, Michael	f	3-10	0-3	0-1	1	2	3	2	6	0	1	1	1	24		
30	Morrow Jr., Ed	f	1-3	0-0	0-0	5	8	13	2	2	0	2	1	0	23		
00	Webster, Tai	g	6-17	1-5	7-9	3	3	6	4	20	4	3	0	3	37		
05	Watson Jr., Glynn	g	3-11	1-4	2-2	0	1	1	5	9	2	1	1	0	29		
01	Gill, Anton	f	2-3	0-1	0-0	1	0	1	2	4	1	2	0	0	18		
02	Horne, Jeriah	f	0-1	0-1	0-0	0	0	0	0	0	0	0	0	0	0+		
11	Taylor, Evan	f	2-3	0-0	0-0	1	0	1	2	4	0	2	0	0	9		
15	Roby, Isaiah	f	1-9	0-3	2-2	3	5	8	3	4	1	0	1	0	13		
32	Tshimanga, Jordy	f	3-6	0-0	0-0	0	4	4	1	6	0	1	0	0	11		
Team						1	3	4									
Totals				23-71	3-22	13-16	16	26	42	22	62	8	13	4	6	200	
FG % 1st Half: 10-30			33.3%	2nd half: 13-41		31.7%	Game: 23-71		32.4%	Deadball Rebounds 0							
3FG % 1st Half: 2-10			20.0%	2nd half: 1-12		8.3%	Game: 3-22		13.6%								
FT % 1st Half: 8-9			88.9%	2nd half: 5-7		71.4%	Game: 13-16		81.3%								

Officials: Terry Oglesby, Tom Eades, Rob Riley  
Technical fouls: Creighton-None. Nebraska-None.  
Attendance: 15902

Score by periods	1st	2nd	Total
Creighton	31	46	77
Nebraska	30	32	62

Last FG - CREI 2nd-00:03. NEB 2nd-00:26.  
Largest lead - CREI by 21 2nd-02:54. NEB by 2 1st-19:34.  
CREI led for 36:01. NEB led for 00:47. Game was tied for 03:12.

Score tied - 4 times.  
Lead changed - 1 time.

Deadball Rebounds  
0

**Nebraska vs Kansas**  
12/10/16 2:15 PM CST at Lawrence, KS (Allen Fieldhouse)**Nebraska 72 • 5-5**

#	Player		Total		3-Ptr		Rebounds			PF	TP	A TO Blk Stl				Min
			FG-FGA	FG-FGA	FT-FTA	Off	Def	Tot								
10	McVeigh, Jack	f	0-0	0-0	0-0	0	0	0	0	0	0	0	0	0	1	7
12	Jacobson, Michael	f	1-8	0-1	2-2	4	3	7	4	4	0	3	0	1	1	19
30	Morrow Jr., Ed	f	7-10	0-0	2-2	3	4	7	1	16	2	1	0	0	0	24
00	Webster, Tai	g	9-20	1-2	3-3	0	2	2	1	22	5	3	0	1	1	36
05	Watson Jr., Glynn	g	2-6	1-1	0-0	2	2	4	5	5	1	3	0	2	2	29
01	Gill, Anton	f	2-6	1-2	2-2	1	0	1	0	7	0	0	0	1	1	22
02	Horne, Jeriah	f	0-1	0-1	0-0	0	1	1	0	0	0	1	0	0	0	5
11	Taylor, Evan	f	3-6	0-0	2-2	1	0	1	0	8	2	0	0	1	1	19
15	Roby, Isaiah	f	0-4	0-0	0-0	2	1	3	0	0	2	0	1	0	1	13
23	Fuller, Nick	f	0-1	0-0	0-0	0	1	1	2	0	0	0	0	0	0	7
32	Tshimanga, Jordy	f	3-7	0-0	4-7	3	5	8	4	10	0	1	2	1	1	19
Team						0	0	0								
Totals			27-69	3-7	15-18	16	19	35	17	72	12	12	3	8	20	200
FG % 1st Half: 13-32			40.6%	2nd half: 14-37			37.8%	Game: 27-69			39.1%	Deadball Rebounds				
3FG % 1st Half: 1-2			50.0%	2nd half: 2-5			40.0%	Game: 3-7			42.9%	Rebounds				
FT % 1st Half: 7-10			70.0%	2nd half: 8-8			100.0%	Game: 15-18			83.3%	2				

**Kansas 89 • 9-1**

#	Player		Total		3-Ptr		Rebounds			PF	TP					Min
			FG-FGA	FG-FGA	FT-FTA	Off	Def	Tot	A			TO	Blk	Stl		
35	Azubuike, Udoka	c	3-4	0-0	1-4	0	6	6	4	7	0	2	4	0	16	
00	Mason III, Frank	g	5-9	2-4	6-8	0	4	4	3	18	7	0	0	1	37	
02	Vick, Lagerald	g	1-2	1-1	0-0	0	1	1	3	3	0	1	1	0	25	
04	Graham, Devonte	g	6-11	2-4	0-0	0	3	3	2	14	1	2	0	1	34	
11	Jackson, Josh	g	7-12	0-2	3-8	1	5	6	3	17	2	4	5	2	35	
10	Mykhailiuk, Svi	g	6-11	2-4	1-2	2	0	2	1	15	2	0	1	2	27	
20	Self, Tyler	f	0-1	0-0	0-0	1	0	1	0	0	0	0	0	0	1	
22	Coleby, Dwight	f	0-1	0-0	0-0	1	0	1	0	0	0	1	0	0	1	
33	Lucas, Landen	f	5-5	0-0	2-2	3	4	7	2	12	2	2	1	2	19	
44	Lightfoot, Mitch	f	1-1	0-0	1-1	0	0	0	1	3	0	1	0	0	5	
Team						1	4	5								
Totals			34-57	7-15	14-25	9	27	36	19	89	14	13	12	8	200	
FG % 1st Half: 22-34		64.7%	2nd half: 12-23		52.2%	Game: 34-57		59.6%	Deadball Rebounds							
3FG % 1st Half: 5-10		50.0%	2nd half: 2-5		40.0%	Game: 7-15		46.7%								
FT % 1st Half: 5-8		62.5%	2nd half: 9-7		52.9%	Game: 14-25		56.0%								

Officials: Bo Boroski, Glenn Mayborg, Kelly Pfiffer  
Technical fouls: Nebraska-None. Kansas-None.  
Attendance: 16300  
NU #5 G. Watson Jr. fouled out at 3:21 in 2nd half

Score by periods	1st	2nd	Total
Nebraska	34	38	72
Kansas	54	35	89

Last FG - NEB 2nd-01:38. KU 2nd-01:22.  
Largest lead - NEB by 3 1st-17:23. KU by 24 2nd-18:17.  
NEB led for 03:16. KU led for 35:05. Game was tied for 01:39.

Score tied - 2 times.  
Lead changed - 1 time.

Deadball Rebounds  
6

**Gardner-Webb vs Nebraska**  
12/18/16 1:05 p.m. at Pinnacle Bank Arena (Lincoln, Neb.)**Gardner-Webb 70 • 7-5**

#	Player		Total			3-Ptr			Rebounds			PF	TP	A TO Blk Stl			Min
			FG-FGA	FG-FGA	FT-FTA	Off	Def	Tot	Off	Def	Tot			A	TO	Blk	
20	Nelson, Tyrell	f	10-17	1-1	3-7	2	7	9	2	24	2	3	1	2	36		
31	Niangane, L'Hassane	c	2-3	0-0	2-2	3	1	4	4	6	0	1	0	0	8		
00	Robateau, Jamaal	g	1-3	1-3	0-0	0	2	2	2	3	1	1	0	1	24		
03	Rideau, Laquincy	g	2-5	0-0	3-8	1	4	5	4	7	5	4	0	6	28		
05	O'Reilly, Liam	g	3-7	1-5	0-0	0	3	3	1	7	0	0	0	1	35		
04	Turner, Christian	f	1-3	1-2	0-0	0	1	1	2	3	1	0	0	3	12		
11	Efianayi, David	f	3-12	0-0	5-6	0	3	3	3	11	2	2	0	1	21		
14	Miller, Brandon	f	1-2	0-0	2-2	0	0	0	3	4	1	1	1	0	14		
24	Zeck, Patrick	f	0-0	0-0	0-0	1	3	4	3	0	0	0	0	0	10		
25	Laster, DJ	f	2-4	1-3	0-0	0	1	1	0	5	0	0	0	0	12		
Team						2	0	2									
Totals			25-56	5-14	15-25	9	25	34	24	70	12	12	2	14	200		
FG % 1st Half: 11-27 40.7% 2nd half: 14-29 48.3% Game: 25-56 44.6%																	
3FG % 1st Half: 3-8 37.5% 2nd half: 2-6 33.3% Game: 15-24 35.7%																	
FT % 1st Half: 3-8 37.5% 2nd half: 12-17 70.6% Game: 5-15 60.0%																	
															Deadball Rebounds	4	

# N MISC STATS

## 2016-17 BOXSCORES

**Nebraska vs Indiana**  
12/28/16 6:30pm at Simon Skjodt Assembly Hall

**Nebraska 87 • 7-6, 1-0 B1G**

#	Player		Total		3-Ptr		Rebounds			PF	TP	A	TO	Bk	Stl	Min
			FG-FGA	FG-FGA	FT-FTA	Off	Def	Tot								
12	Jacobson, Michael	r	2-6	0-1	0-0	5	4	9	4	4	1	1	0	2	27	
30	Morrow Jr., Ed	r	5-9	0-0	2-2	6	4	10	5	12	0	0	5	1	22	
00	Webster, Tai	g	7-13	2-5	5-10	0	4	4	1	21	2	5	0	4	38	
05	Watson Jr., Glynn	g	8-18	4-7	6-7	2	0	2	2	26	4	1	0	5	34	
11	Taylor, Evan	g	1-3	0-0	1-1	1	1	2	1	3	1	2	0	1	27	
02	Horne, Jeriah		4-6	3-5	0-0	0	1	1	1	11	0	0	0	0	17	
15	Roby, Isaiah		3-5	0-0	2-2	0	6	6	3	8	3	3	1	0	21	
32	Tshimanga, Jordy		1-4	0-0	0-0	1	1	2	2	2	1	1	1	0	14	
Team						1	0	1								
Totals				31-64	9-18	16-22	16	21	37	19	87	12	13	7	13	200
FG % 1st Half: 13-32			40.6%	2nd half: 18-32			56.3%	Game: 31-64			48.4%	Deadball Rebounds 2				
3FG % 1st Half: 3-8			37.5%	2nd half: 6-10			60.0%	Game: 9-18			50.0%					
FT % 1st Half: 4-7			57.1%	2nd half: 2-2			100.0%	Game: 16-22			72.7%					

**Indiana 83 • 10-3, 0-1 B1G**

#	Player		Total		3-Ptr		Rebounds			PF	TP	A	TO	Blk	Stl	Min		
			FG	FGA	FG	FGA	FT	FTA	Off								Def	Tot
03	Anunoby, OG	r	4	10	2	4	2	5	6	2	8	1	12	2	5	1	26	
31	Bryant, Thomas	c	5	12	0	2	7	11	5	5	10	5	17	4	2	4	1	33
01	Blackmon Jr., James	g	4	14	2	9	2	2	3	3	6	3	12	2	2	0	2	30
02	Newkirk, Josh	g	5	10	1	1	0	0	0	2	2	2	11	2	3	0	2	33
04	Johnson, Robert	g	7	11	5	7	0	0	1	3	4	4	19	1	1	0	1	21
00	Jones, Curtis		0	0	0	0	2	2	1	0	1	0	2	1	0	0	0	8
11	Green, Devonte		1	1	1	1	0	0	0	0	0	0	3	0	2	0	0	7
13	Morgan, Juwan		1	2	0	1	1	2	0	4	4	2	3	1	2	0	0	17
15	McRoberts, Zach		0	1	0	0	0	0	1	1	2	3	0	1	1	0	0	14
20	Davis, De'Ron		1	4	0	0	2	2	2	1	3	2	4	1	1	2	0	11
	Team								3	0	3							
Totals			28-65		11-25		16-24		22-21		43-22		83-15		19-7		8-200	
FG % 1st Half: 13-34			38.2%		2nd half: 15-31			48.4%		Game: 28-65			43.1%		Deadball Rebounds			
3FG % 1st Half: 6-12			50.0%		2nd half: 5-13			38.5%		Game: 11-25			44.0%		2			
FT % 1st Half: 4-5			80.0%		2nd half: 12-19			63.2%		Game: 16-24			66.7%					

Officials: D.J. Carstensen, Bo Boroski, Tom Eades

Technical fouls: Nebraska-None. Indiana-None.

Attendance: 16168

Score by periods	1st	2nd	Total
Nebraska	33	54	87
Indiana	36	47	83

Last FG - NEB 2nd-01:31, IND 2nd-00:02.  
Largest lead - NEB by 12 1st-10:33, IND by 7 2nd-18:59.  
NEB led for 25:30. IND led for 10:56. Game was tied for 03:34.

Points	In	Off	2nd	Fast	Bench
NEB	40	21	17	13	21
IND	32	13	24	4	12

Score tied - 6 times.  
Lead changed - 8 times.

**Nebraska vs Maryland**  
1/1/17 12 p.m. at XFINITY Center - College Park, Md.

**Nebraska 67 • 8-6, 2-0**

#	Player		Total		3-Ptr		Rebounds			PF	TP	A	TO	Bk	Stl	Min
			FG-FGA	FG-FGA	FT-FTA	Off	Def	Tot								
12	Jacobson, Michael	r	4-5	0-0	2-2	7	2	9	3	10	1	0	0	0	20	
30	Morrow Jr., Ed	r	3-9	0-0	3-7	4	3	7	4	9	0	0	2	1	34	
00	Webster, Tai	g	6-12	1-4	5-7	0	2	2	4	18	5	3	0	2	32	
05	Watson Jr., Glynn	g	5-15	2-4	5-7	0	5	5	3	17	2	3	0	3	34	
11	Taylor, Evan	g	2-6	0-1	0-0	2	6	8	3	4	0	4	0	0	28	
02	Horne, Jeriah		2-6	1-3	0-0	0	5	5	2	5	1	1	0	1	20	
10	McVeigh, Jack		0-0	0-0	0-0	0	0	0	0	0	0	0	0	1	3	
15	Roby, Isaiah		2-3	0-0	0-0	0	2	2	3	4	0	3	3	3	23	
32	Tshimanga, Jordy		0-1	0-0	0-0	0	3	3	2	0	1	0	0	0	6	
Team						1	1	2								
Totals			24-57	4-12	15-23	14	29	43	24	67	10	15	5	11	200	
FG % 1st Half: 12-25			48.0%	2nd half: 12-32		37.5%	Game: 24-57		42.1%					Deadball Rebounds		
3FG % 1st Half: 4-5			80.0%	2nd half: 0-7		0.0%	Game: 4-12		33.3%					3,1		
FT % 1st Half: 6-7			85.7%	2nd half: 9-16		56.3%	Game: 15-23		65.2%							

**Maryland 65 • 13-2, 1-1**

#	Player	Total			3-Ptr	Rebounds			PF	TP	A	TO	Bk	Stl	Min
		FG-FGA	FG-FGA	FT-FTA		Off	Def	Tot							
13	Bender, Ivan	r	0-4	0-0	0-0	3	2	5	4	0	2	0	0	0	16
21	Jackson, Justin	r	3-8	0-3	0-0	3	4	7	3	6	2	3	3	1	26
00	Cowan, Anthony	g	2-8	1-4	2-4	0	4	4	2	7	1	3	0	0	36
02	Trimble, Melo	g	5-15	2-5	2-3	0	5	5	2	14	2	3	0	0	34
04	Huerter, Kevin	g	9-17	7-11	1-2	3	2	5	3	26	3	2	0	3	35
01	Brantley, Jaylen		1-3	0-0	0-1	0	3	3	2	2	1	1	0	1	13
05	Wiley, Dion		0-1	0-1	0-0	0	0	0	0	0	0	1	1	1	4
10	Gill, L.G.		0-3	0-0	1-2	1	2	3	4	1	2	0	1	0	14
11	Nickens, Jared		1-1	1-1	0-0	0	0	0	1	3	0	0	0	0	9
35	Dodd, Damonte		2-5	0-0	2-4	4	0	4	2	6	0	1	1	0	13
	Team					3	2	5							
	Totals		23-65	11-25	8-16	17	24	41	23	65	11	16	6	6	200
	FG % 1st Half: 11-33	33.3%	2nd half: 12-32	37.5%		Game: 23-65	35.4%								Deadball Rebounds
	3FG % 1st Half: 5-12	41.7%	2nd half: 6-13	46.2%		Game: 11-25	44.0%								3
	FT % 1st Half: 3-7	42.9%	2nd half: 5-9	55.6%		Game: 8-16	50.0%								

Officials: Pat Driscoll, Ted Valentine, Kelly Pfeiffer

Technical fouls: Nebraska-Taylor, Evan. Maryland-Bender, Ivan.

Attendance: 15067

Score by periods	1st	2nd	Total
Nebraska	34	33	67
Maryland	30	35	65

Points	In	Off	2nd	Fast	Bench
NEB	30	21	8	2	9
UMD	24	20	13	10	12

Last FG - NEB 2nd-00:30, UMD 2nd-06:43.  
Largest lead - NEB by 8 2nd-16:26, UMD by 13 2nd-08:37.  
NEB led for 18:35. UMD led for 18:31. Game was tied for 02:54.

Score tied - 4 times.  
Lead changed - 9 times.

**Iowa vs Nebraska**  
01/05/17 8:06 p.m. at Pinnacle Bank Arena (Lincoln, Neb.)

**Iowa 90 • 9-7, 1-2**

#	Player		Total		3-Ptr	Rebounds			PF	TP	A	TO	Bk	Stl	Min
			FG-FGA	FG-FGA		FT-FTA	Off	Def							
05	Cook, Tyler	r	6-8	0-0	2-3	3	4	7	4	14	0	2	0	2	26
35	Pemsl, Cordell	r	3-6	0-0	4-6	1	5	6	2	10	1	4	0	0	34
03	Bohannon, Jordan	g	2-10	2-7	0-0	2	3	5	1	6	3	3	1	0	40
04	Moss, Isaiah	g	7-15	1-5	2-2	1	3	4	3	17	1	2	1	0	37
14	Jok, Peter	g	12-24	5-11	5-6	1	5	6	5	34	1	5	0	0	41
00	Wagner, Ahmad		1-3	0-0	0-0	1	0	1	2	2	0	0	0	1	8
10	Williams, Christian		0-3	0-1	0-0	0	0	0	2	0	1	0	0	0	7
24	Ellingson, Brady		0-3	0-2	0-0	0	2	2	0	0	2	1	0	1	17
25	Uhl, Dom		1-1	0-0	0-0	1	2	3	0	2	0	0	0	0	6
51	Baer, Nicholas		2-4	1-3	0-0	2	9	11	4	5	2	2	6	0	34
	Team					5	1	6							
Totals			34-77	9-29	13-17	17	34	51	23	90	11	19	8	4	250
FG % 1st Half: 15-35			42.9%	2nd half: 13-27		48.1%	OT: 6-15		40.0%	Game: 34-77		44.2%	Deadball Rebounds		
3FG % 1st Half: 2-7			28.6%	2nd half: 5-16		31.3%	OT: 2-6		33.3%	Game: 9-29		31.0%	Rebounds		
FT % 1st Half: 2-4			50.0%	2nd half: 9-11		81.8%	OT: 2-2		100.0	Game: 12-17		76.5%	2		

**Nebraska vs Michigan**  
01/14/17 2:00 PM at Crisler Center, Ann Arbor, MI

**Nebraska 85 • 9-8 (3-2)**

#	Player	Total		3-Ptr		Rebounds			PF	TP	A	TO	Blk	Stl	Min
		FG-FGA	FG-FGA	FT-FTA	Off Def Tot	Off Def Tot	PF	TP							
12	Jacobson, Michael	f	1-6	0-0	0-0	2 2 4	3	2	1	0	2	0	2	0	29
15	Roby, Isaiah	f	3-5	1-2	0-0	1 2 3	1	7	1	2	1	2	2	0	29
00	Webster, Tai	g	12-20	1-3	3-4	2 7 9	2	28	4	5	0	1	1	37	
05	Watson Jr., Glynn	g	9-15	4-7	0-0	0 0 0	4	22	1	2	0	2	39		
11	Taylor, Evan	g	5-9	1-2	0-0	1 4 5	5	11	2	1	0	0	2	36	
02	Horne, Jeriah		2-2	0-0	0-0	1 1 2	1	4	0	0	0	0	7		
10	McVeigh, Jack		3-5	2-4	0-0	1 0 1	2	8	0	2	0	0	11		
23	Fuller, Nick		0-0	0-0	0-0	1 1 2	3	0	0	0	0	0	5		
32	Tshimanga, Jordy		1-2	0-0	1-1	0 0 0	2	3	0	0	0	0	7		
Team					1 2 3										
Totals			36-64	9-18	4-5	10 19 29	23	85	9	13	3	7	200		

FG % 1st Half: 16-26 61.5% 2nd half: 20-38 52.6% Game: 36-64 56.3%  
3FG % 1st Half: 1-3 33.3% 2nd half: 8-15 53.3% Game: 9-18 50.0%  
FT % 1st Half: 3-3 100.0 2nd half: 1-2 50.0% Game: 4-5 80.0%

Deadball Rebounds 0

**Michigan 91 • 12-6 (2-3)**

#	Player	Total		3-Ptr		Rebounds			PF	TP	A	TO	Blk	Stl	Min
		FG-FGA	FG-FGA	FT-FTA	Off Def Tot	Off Def Tot	PF	TP							
05	Wilson, DJ	f	4-7	3-4	0-0	2 2 4	0	11	0	1	1	0	33		
13	Wagner, Moritz	f	6-9	4-6	7-8	1 5 6	3	23	1	2	2	1	31		
21	Irvln, Zak	f	7-18	0-4	7-7	0 5 5	1	21	7	2	0	0	38		
10	Walton Jr., Derrick	g	5-6	3-3	7-9	0 3 3	2	20	3	3	0	2	29		
12	Abdur-Rahkman, M-A	g	3-4	0-1	0-0	0 1 1	3	6	0	1	0	1	30		
03	Simpson, Xavier		0-3	0-2	2-2	0 0 0	3	2	1	0	0	0	12		
22	Robinson, Duncan		2-3	1-2	1-2	0 1 1	3	6	1	1	1	1	19		
23	Watson, Ibi		0-0	0-0	0-0	0 0 0	0	0	0	0	0	0	0+		
34	Donnal, Mark		0-0	0-0	2-2	0 1 1	0	2	0	0	0	0	8		
Team					1 1 2										
Totals			27-50	11-22	26-30	4 19 23	15	91	13	10	4	5	200		

FG % 1st Half: 14-28 50.0% 2nd half: 13-22 59.1% Game: 27-50 54.0%  
3FG % 1st Half: 5-12 41.7% 2nd half: 6-10 60.0% Game: 11-22 50.0%  
FT % 1st Half: 7-7 100.0 2nd half: 19-23 82.6% Game: 26-30 86.7%

Deadball Rebounds 4

Officials: DJ Carstensen, Tom Eades, Rod Kueneman  
Technical fouls: Nebraska-None. Michigan-None.  
Attendance: 11145  
Game Duration: 2:02

Score by periods	1st	2nd	Total
Nebraska	36	49	85
Michigan	40	51	91

	In Paint	Off T/O	2nd Chance	Fast Break	Bench
Points NEB	44	17	9	4	15
MICH	30	21	10	4	10

Last FG - NEB 2nd-00:09, MICH 2nd-01:04.  
Largest lead - NEB None, MICH by 10 2nd-15:41.  
NEB led for 00:00. MICH led for 39:12. Game was tied for 00:42.

**Nebraska vs Rutgers**  
1/21/17 12 p.m. at The RAC

**Nebraska 64 • 9-10, 3-4**

#	Player	Total		3-Ptr		Rebounds			PF	TP	A	TO	Blk	Stl	Min
		FG-FGA	FG-FGA	FT-FTA	Off Def Tot	Off Def Tot	PF	TP							
12	Jacobson, Michael	f	2-9	0-0	1-2	3 3 6	2	5	4	0	2	0	31		
15	Roby, Isaiah	f	0-3	0-2	0-0	3 0 3	2	0	1	3	1	0	8		
00	Webster, Tai	g	5-15	1-5	3-3	2 1 3	3	14	2	3	0	1	38		
05	Watson Jr., Glynn	g	5-12	2-7	0-0	0 5 5	4	12	2	2	0	1	33		
11	Taylor, Evan	g	3-11	0-2	4-4	2 4 6	2	10	1	0	0	4	39		
02	Horne, Jeriah		2-5	1-1	0-0	0 3 3	1	5	1	2	0	0	12		
10	McVeigh, Jack		4-8	4-7	0-0	0 2 2	1	12	0	0	0	1	27		
23	Fuller, Nick		0-0	0-0	0-0	0 0 0	0	0	0	0	0	0	1		
32	Tshimanga, Jordy		3-6	0-0	0-0	1 1 2	3	6	1	0	1	1	11		
Team					5 2 7										
Totals			24-69	8-24	8-9	16 21 37	18	64	12	10	4	8	200		

FG % 1st Half: 8-36 22.2% 2nd half: 16-33 48.5% Game: 24-69 34.8%  
3FG % 1st Half: 1-10 10.0% 2nd half: 7-14 50.0% Game: 8-24 33.3%  
FT % 1st Half: 4-4 100.0 2nd half: 4-5 80.0% Game: 8-9 88.9%

Deadball Rebounds 0

**Rutgers 65 • 12-8, 1-6**

#	Player	Total		3-Ptr		Rebounds			PF	TP	A	TO	Blk	Stl	Min
		FG-FGA	FG-FGA	FT-FTA	Off Def Tot	Off Def Tot	PF	TP							
11	Omoruyi, Eugene	f	1-2	0-1	1-2	0 1 1	1	3	3	2	1	1	20		
33	Freeman, Deshaun	f	3-11	0-0	4-4	3 4 7	3	10	1	2	3	1	32		
34	Gettys, C.J.	c	4-4	0-0	2-3	1 4 5	1	10	0	2	1	0	29		
00	Johnson, Nigel	g	4-9	3-3	0-0	0 3 3	1	11	0	1	0	0	32		
03	Sanders, Corey	g	11-18	0-1	3-5	1 4 5	2	25	4	4	3	1	32		
04	Laurent, Jonathan		0-2	0-0	0-0	0 4 4	1	0	0	0	1	1	19		
05	Williams, Mike		0-4	0-1	2-2	1 4 5	1	2	0	0	0	2	24		
21	Sa, Candido		0-1	0-0	1-2	0 1 1	2	1	0	1	1	0	9		
32	Diallo, Ibrahima		1-1	0-0	1-2	1 3 4	1	3	0	0	1	0	11		
Team					2 2 4										
Totals			24-52	3-6	14-20	9 30 39	13	65	8	13	11	6	200		

FG % 1st Half: 11-25 44.0% 2nd half: 13-27 48.1% Game: 24-52 46.2%  
3FG % 1st Half: 2-3 66.7% 2nd half: 1-3 33.3% Game: 3-6 50.0%  
FT % 1st Half: 7-10 70.0% 2nd half: 7-10 70.0% Game: 14-20 70.0%

Deadball Rebounds 4

Officials: Eric Curry, Glenn Mayborg, Kelly Preifer  
Technical fouls: Nebraska-None. Rutgers-None.  
Attendance: 6294

Score by periods	1st	2nd	Total
Nebraska	21	43	64
Rutgers	31	34	65

	In Paint	Off T/O	2nd Chance	Fast Break	Bench
Points NEB	22	16	6	2	23
RUTGER	32	11	11	19	6

Last FG - NEB 2nd-01:31, RUTGERS 2nd-00:01.  
Largest lead - NEB by 7 2nd-08:53, RUTGERS by 12 1st-00:30.  
NEB led for 15:01. RUTGERS led for 17:15. Game was tied for 07:44.

**Ohio State vs Nebraska**  
01/18/17 8:06 p.m. at Pinnacle Bank Arena (Lincoln, Neb.)

**Ohio State 67 • 12-7, 2-4**

#	Player	Total		3-Ptr		Rebounds			PF	TP	A	TO	Blk	Stl	Min
		FG-FGA	FG-FGA	FT-FTA	Off Def Tot	Off Def Tot	PF	TP							
01	Tate, Jae'Sean	f	6-12	0-0	1-5	2 3 5	4	13	0	3	1	0	33		
02	Loving, Marc	f	5-12	2-7	3-4	2 9 11	0	15	2	0	2	0	38		
32	Thompson, Trevor	c	4-7	0-0	2-6	6 3 9	5	10	0	3	0	1	21		
13	Lyle, JaQuan	g	5-12	2-3	1-1	1 3 4	2	13	3	4	0	0	36		
15	Williams, Kam	g	4-13	1-2	0-0	0 4 4	1	9	2	0	0	0	34		
00	Potter, Micah		1-3	1-2	0-0	0 3 3	3	3	1	0	0	0	8		
03	Jackson, C.J.		0-3	0-3	0-0	0 3 3	0	0	1	0	0	0	14		
10	Bell, David		2-2	0-0	0-0	1 1 2	3	4	0	0	1	1	10		
24	Wesson, Andre		0-1	0-1	0-0	0 0 0	0	0	0	1	0	1	6		
Team					3 1 4										
Totals			27-65	6-18	7-16	15 30 45	18	67	9	11	4	3	200		

FG % 1st Half: 10-27 37.0% 2nd half: 17-38 44.7% Game: 27-65 41.5%  
3FG % 1st Half: 5-12 41.7% 2nd half: 1-6 16.7% Game: 6-18 33.3%  
FT % 1st Half: 7-11 63.6% 2nd half: 0-5 0.0% Game: 7-16 43.8%

Deadball Rebounds 4

**Nebraska 66 • 9-9, 3-3**

#	Player	Total		3-Ptr		Rebounds			PF	TP	A	TO	Blk	Stl	Min
		FG-FGA	FG-FGA	FT-FTA	Off Def Tot	Off Def Tot	PF	TP							
12	Jacobson, Michael	f	4-6	0-0	3-4	4 4 8	3	11	0	0	0	0	29		
15	Roby, Isaiah	f	1-2	0-1	0-0	2 6 8	0	2	1	2	4	0	29		
00	Webster, Tai	g	7-15	2-6	2-4	0 2 2	2	18	3	0	0	1	38		
05	Watson Jr., Glynn	g	4-12	2-6	0-2	1 2 3	4	10	3	1	0	0	28		
11	Taylor, Evan	g	4-9	0-2	3-4	0 8 8	1	11	2	0	0	0	33		
02	Horne, Jeriah		0-4	0-2	0-0	0 2 2	1	0	1	1	0	0	13		
10	McVeigh, Jack		2-8	1-4	0-0	1 2 3	0	5	0	0	0	1	19		
23	Fuller, Nick		1-1	0-0	0-0	0 2 2	2	2	0	0	0	0	8		
32	Tshimanga, Jordy		2-3	0-0	3-6	0 0 0	3	7	0	3	0	1	12		
Team					1 0 1										
Totals			25-60	5-21	11-20	9 28 37	16	66	10	7	4	6	200		

FG % 1st Half: 18-36 50.0



# MISC STATS

## 2016-17 BOXSCORES

### Purdue vs Nebraska

1/29/17 3:31 p.m. at Pinnacle Bank Arena (Lincoln, Neb.)

#### Purdue 80 • 17-5, 6-3

#	Player	Total		3-Ptr		Rebounds			PF	TP	A TO Blk Stl					Min
		FG-FGA	FG-FGA	FT-FTA	FT-FTA	Off	Def	Tot			A	TO	Blk	Stl		
12	Edwards, Vincent	f	3-10	0-1	0-0	2	3	5	0	6	0	1	1	0		34
50	Swanigan, Caleb	f	5-15	1-2	3-4	5	9	14	4	14	6	4	0	1		34
03	Edwards, Carsen	g	4-11	4-5	4-4	1	3	4	4	16	3	2	0	3		32
11	Thompson, P.J.	g	3-6	3-6	0-0	1	2	3	5	9	6	0	0	1		33
31	Mathias, Dakota	g	6-8	5-7	2-2	0	2	2	3	19	0	2	0	2		34
14	Cline, Ryan		2-5	1-3	0-0	0	1	1	3	5	2	0	0	0		13
44	Haas, Isaac		4-7	0-0	3-3	1	4	5	2	11	0	2	1	1		13
55	Albrecht, Spike		0-0	0-0	0-0	0	0	0	0	0	0	0	0	0		7
Team						1	0	1			2					
Totals			27-62	14-24	12-13	11	24	35	21	80	17	13	2	8		200
FG % 1st Half:		12-34	35.3%	2nd half:	15-28	53.6%	Game:		27-62	43.5%	Deadball					
3FG % 1st Half:		6-13	46.2%	2nd half:	8-11	72.7%	Game:		14-24	58.3%	Rebounds					
FT % 1st Half:		3-3	100.0	2nd half:	9-10	90.0%	Game:		12-13	92.3%						

#### Nebraska 83 • 10-11, 4-5

#	Player	Total		3-Ptr		Rebounds			PF	TP	A TO Blk Stl					Min
		FG-FGA	FG-FGA	FT-FTA	FT-FTA	Off	Def	Tot			A	TO	Blk	Stl		
12	Jacobson, Michael	f	4-10	0-0	1-1	5	2	7	4	9	2	1	0	1		23
32	Tshimanga, Jordy	c	2-6	0-0	2-5	0	3	3	5	6	0	2	0	0		19
00	Webster, Tai	g	5-18	1-4	4-4	2	6	8	2	15	6	3	1	0		35
05	Watson Jr., Glynn	g	3-7	2-2	4-4	0	3	3	3	12	1	1	0	1		32
11	Taylor, Evan	g	1-4	0-0	0-0	1	4	5	2	2	2	1	1	2		30
02	Horne, Jeriah		7-12	2-5	0-0	3	4	7	0	16	1	0	0	0		24
10	McVeigh, Jack		5-7	4-6	7-10	1	2	3	0	21	1	1	2	0		33
15	Roby, Isaiah		1-1	0-0	0-0	1	0	1	2	0	0	0	0	0		4
Team						2	1	3								
Totals			28-65	9-17	18-24	15	25	40	16	83	13	9	4	4		200
FG % 1st Half:		15-36	41.7%	2nd half:	13-29	44.8%	Game:		28-65	43.1%	Deadball					
3FG % 1st Half:		7-11	63.6%	2nd half:	2-6	33.3%	Game:		9-17	52.9%	Rebounds					
FT % 1st Half:		2-4	50.0%	2nd half:	16-20	80.0%	Game:		18-24	75.0%						

Officials: Rob Riley, John Higgins, Kelly Pfeifer  
 Technical fouls: Purdue-None. Nebraska-None.  
 Attendance: 15715  
 Actual Attendance: 14,194

Score by periods	1st	2nd	Total
Purdue	33	47	80
Nebraska	39	44	83

Last FG - PURDUE 2nd-02:24, NEB 2nd-00:41.  
 Largest lead - PURDUE by 9 1st-11:22, NEB by 8 1st-00:10.  
 PURDUE led for 26:27. NEB led for 10:43. Game was tied for 02:50.

Points	In	Off	2nd	Fast	Bench
PURDUE	20	7	13	0	16
NEB	32	16	17	4	39

Score tied - 2 times.  
 Lead changed - 9 times.

### Michigan State vs Nebraska

02/02/17 6:04 p.m. at Pinnacle Bank Arena (Lincoln, Neb.)

#### Michigan State 72 • 14-9, 6-4

#	Player	Total		3-Ptr		Rebounds			PF	TP	A TO Blk Stl					Min
		FG-FGA	FG-FGA	FT-FTA	FT-FTA	Off	Def	Tot			A	TO	Blk	Stl		
22	Bridges, Miles	f	7-10	2-5	0-0	1	5	6	2	16	1	0	1	0		37
25	Goins, Kenny	f	5-5	0-0	0-0	0	1	1	4	10	1	2	1	0		19
01	Langford, Joshua	g	3-4	3-3	0-0	0	2	2	0	9	0	1	0	0		22
11	Nairn Jr., Lourawls	g	1-4	1-1	0-0	0	2	2	2	3	3	2	1	1		18
14	Harris, Eron	g	1-5	0-1	1-1	1	2	3	2	3	4	2	0	0		25
00	Ahrens, Kyle		0-0	0-0	0-0	0	0	0	1	0	0	0	0	0		3
03	Ellis III, Alvin		4-5	3-3	0-0	1	3	4	2	11	1	3	0	1		18
05	Winston, Cassius		4-7	2-3	0-1	1	2	3	1	10	4	3	0	1		22
20	McQuaid, Matt		0-3	0-1	0-0	0	1	1	4	0	0	0	0	1		15
30	Van Dyk, Matt		0-0	0-0	0-0	0	0	0	2	0	0	1	0	0		4
44	Ward, Nick		4-9	0-0	2-4	1	3	4	2	10	0	0	1	0		17
Team						0	1	1			1					
Totals			29-52	11-17	3-6	5	22	27	22	72	14	15	4	4		200
FG % 1st Half:		14-28	50.0%	2nd half:	15-24	62.5%	Game:		29-52	55.8%	Deadball					
3FG % 1st Half:		3-6	50.0%	2nd half:	8-11	72.7%	Game:		11-17	64.7%	Rebounds					
FT % 1st Half:		1-2	50.0%	2nd half:	2-4	50.0%	Game:		3-6	50.0%						

#### Nebraska 61 • 10-12, 4-6

#	Player	Total		3-Ptr		Rebounds			PF	TP	A TO Blk Stl					Min
		FG-FGA	FG-FGA	FT-FTA	FT-FTA	Off	Def	Tot			A	TO	Blk	Stl		
12	Jacobson, Michael	f	1-5	0-0	2-3	2	3	5	4	4	0	1	0	0		18
32	Tshimanga, Jordy	c	5-7	0-0	5-6	5	4	9	2	15	0	4	1	0		24
00	Webster, Tai	g	6-15	2-5	4-6	2	0	2	2	18	5	4	0	0		33
05	Watson Jr., Glynn	g	5-9	1-3	2-2	0	2	2	3	13	1	1	0	3		31
11	Taylor, Evan	g	1-3	0-1	0-0	0	3	3	3	2	0	1	0	1		31
02	Horne, Jeriah		0-4	0-2	0-0	0	1	1	1	0	0	0	0	1		20
10	McVeigh, Jack		2-7	1-5	3-3	0	5	5	2	8	0	1	1	1		29
15	Roby, Isaiah		0-2	0-0	1-2	3	2	5	0	1	0	1	1	1		11
23	Fuller, Nick		0-0	0-0	0-0	0	0	0	0	0	0	0	0	0		3
Team						0	0	0								
Totals			20-52	4-16	17-22	12	20	32	17	61	6	13	3	7		200
FG % 1st Half:		9-25	36.0%	2nd half:	11-27	40.7%	Game:		20-52	38.5%	Deadball					
3FG % 1st Half:		1-5	20.0%	2nd half:	3-11	27.3%	Game:		4-16	25.0%	Rebounds					
FT % 1st Half:		7-10	70.0%	2nd half:	10-12	83.3%	Game:		17-22	77.3%						

Officials: Bo Boroski, Paul Szelc, Pat Driscoll  
 Technical fouls: Michigan State-None. Nebraska-None.  
 Attendance: 15821

Score by periods	1st	2nd	Total
Michigan State	32	40	72
Nebraska	26	35	61

Points	In	Off	2nd	Fast	Bench
MSU	28	13	8	2	31
NEB	28	12	14	2	9

Last FG - MSU 2nd-02:32, NEB 2nd-00:27.  
 Largest lead - MSU by 20 2nd-04:14, NEB by 3 1st-18:52.  
 MSU led for 33:25. NEB led for 04:35. Game was tied for 02:00.

Score tied - 3 times.  
 Lead changed - 2 times.

### Nebraska vs Iowa

02/05/17 1:05 p.m. at Carver-Hawkeye Arena - Iowa City, IA

#### Nebraska 70 • 10-13, 4-7

#	Player		Total		3-Ptr		Rebounds			PF	TP	A TO Blk Stl				Min
			FG-FGA	FG-FGA	FT-FTA	Off	Def	Tot	A			TO	Blk	Stl		
10	McVeigh, Jack	f	7-13	2-6	0-0	1	1	2	1	16	2	0	1	0	34	
12	Jacobson, Michael	f	4-7	0-0	1-1	5	2	7	4	9	0	0	0	1	22	
32	Tshimanga, Jordy	c	4-6	0-0	2-4	5	3	8	5	10	1	4	0	1	17	
00	Webster, Tai		6-18	0-6	2-2	2	4	6	4	14	6	4	0	1	35	
11	Taylor, Evan	g	2-5	0-2	3-3	0	4	4	2	7	1	2	0	1	32	
02	Horne, Jeriah		2-6	1-4	2-2	1	4	5	1	7	0	3	0	0	19	
05	Watson Jr., Glynn		0-4	0-2	3-4	0	4	4	1	3	0	0	0	1	18	
15	Roby, Isaiah		1-4	0-0	0-0	0	1	1	4	2	1	1	0	0	14	
23	Fuller, Nick		1-1	0-0	0-0	0	1	1	2	2	0	0	0	0	9	
Team						2	1	3								
Totals			27-64	3-20	13-16	16	25	41	24	70	11	14	1	5	200	
FG % 1st Half:			15-26	57.7%	2nd half:	12-38	31.6%	Game:	27-64	42.2%	Deadba					
3FG % 1st Half:			2-7	28.6%	2nd half:	1-13	7.7%	Game:	3-20	15.0%	Rebound					
FT % 1st Half:			4-4	100.0%	2nd half:	9-12	75.0%	Game:	13-16	81.3%	2					

THE STAT CREW SYSTEM  
Nebraska Combined Team Statistics (as of Feb 10, 2017)  
Conference games

RECORD:	OVERALL	HOME	AWAY	NEUTRAL
ALL GAMES	4-8	2-4	2-4	0-0
CONFERENCE	4-8	2-4	2-4	0-0
NON-CONFERENCE	0-0	0-0	0-0	0-0

#	Player	gp-gs	min	avg	Total		3-Point		F-Throw		Rebounds												
					fg-fga	fg%	3fg-fga	3fg%	ft-fa	ft%	off	def	tot	avg	pf	dq	a	to	blk	stl	pts	avg	
00	Webster, Tai	12-12	449	37.4	81-197	.411	16-58	.276	50-70	.714	13	43	56	4.7	30	0	51	40	2	19	228	19.0	
05	Watson Jr., Glynn	12-11	396	33.0	62-143	.434	26-56	.464	34-46	.739	4	30	34	2.8	36	1	29	17	2	21	184	15.3	
30	Morrow Jr., Ed	5-4	136	27.2	17-36	.472	0-0	.000	8-19	.421	17	21	38	7.6	19	1	1	7	11	4	42	8.4	
10	McVeigh, Jack	11-1	237	21.5	31-66	.470	18-43	.419	11-14	.786	8	21	29	2.6	9	0	4	8	5	6	91	8.3	
12	Jacobson, Michael	12-12	314	26.2	35-85	.412	1-2	.500	17-24	.708	53	39	92	7.7	32	0	15	6	8	8	88	7.3	
11	Taylor, Evan	12-12	378	31.5	30-73	.411	2-14	.143	11-17	.647	9	44	53	4.4	28	2	17	16	2	19	73	6.1	
02	Horne, Jeriah	11-0	177	16.1	24-61	.393	11-35	.314	6-8	.750	6	27	33	3.0	10	0	6	10	0	4	65	5.9	
32	Tshimanga, Jordy	12-4	153	12.8	23-50	.460	0-0	.000	18-30	.600	20	25	45	3.8	33	2	4	24	4	4	64	5.3	
15	Roby, Isaiah	12-4	199	16.6	14-33	.424	2-6	.333	3-4	.750	17	23	40	3.3	25	1	11	20	15	10	33	2.8	
23	Fuller, Nick	6-0	36	6.0	2-2	1.000	0-0	.000	0-0	.000	1	8	9	1.5	7	0	0	0	0	0	4	0.7	
Team											21	9	30	4									
Total.....		12	2475		319-746	.428	76-214	.355	158-232	.681	169	290	459	38.2	229	7	138	152	49	95	872	72.7	
Opponents.....		12	2475		320-721	.444	110-246	.447	161-222	.725	145	302	447	37.2	234	5	159	164	60	68	911	75.9	

TEAM STATISTICS	NEB	OPP
SCORING	872	911
Points per game	72.7	75.9
Scoring margin	-3.2	-
FIELD GOALS-ATT	319-746	320-721
Field goal pct	.428	.444
3 POINT FG-ATT	76-214	110-246
3-point FG pct	.355	.447
3-pt FG made per game	6.3	9.2
FREE THROWS-ATT	158-232	161-222
Free throw pct	.681	.725
F-Throws made per game	13.2	13.4
REBOUNDS	459	447
Rebounds per game	38.2	37.2
Rebounding margin	+1.0	-
ASSISTS	138	159
Assists per game	11.5	13.3
TURNOVERS	152	164
Turnovers per game	12.7	13.7
Turnover margin	+1.0	-
Assist/turnover ratio	0.9	1.0
STEALS	95	68
Steals per game	7.9	5.7
BLOCKS	49	60
Blocks per game	4.1	5.0
ATTENDANCE	92935	69277
Home games-Avg/Game	6-15489	6-11546
Neutral site-Avg/Game	-	0-0

Date	Opponent	Score	Att.
* 12/28/16	at Indiana	w 87-83	16168
* 1/1/17	at Maryland	w 67-65	15067
* 01/05/17	IOWA	Wo2 93-90	14939
* 01/08/17	NORTHWESTERN	L 66-74	15053
* 01/14/17	at Michigan	L 85-91	11145
* 01/18/17	OHIO STATE	L 66-67	15635
* 1/21/17	at Rutgers	L 64-65	6294
* 01/26/17	at Northwestern	L 61-73	7108
* 1/29/17	PURDUE	w 83-80	15715
* 02/02/17	MICHIGAN STATE	L 61-72	15821
* 02/05/17	at Iowa	L 70-81	13495
* 02/09/17	WISCONSIN	Lot 69-70	15772

\* - Conference game

Score by Periods	1st	2nd	OT	OT2	Totals
Nebraska	392	450	20	10	872
Opponents	396	487	21	7	911

THE STAT CREW SYSTEM  
Nebraska Combined Team Statistics (as of Feb 10, 2017)  
All games

RECORD:	OVERALL	HOME	AWAY	NEUTRAL
ALL GAMES	10-14	7-6	2-6	1-2
CONFERENCE	4-8	2-4	2-4	0-0
NON-CONFERENCE	6-6	5-2	0-2	1-2

#	Player	gp-gs	min	avg	Total		3-Point		F-Throw		Rebounds											
					fg-fga	fg%	3fg-fga	3fg%	ft-fa	ft%	off	def	tot	avg	pf	dq	a	to	blk	stl	pts	avg
00	Webster, Tai	24-24	848	35.3	150-348	.431	32-104	.308	100-135	.741	24	93	117	4.9	59	1	99	75	4	32	432	18.0
05	Watson Jr., Glynn	24-22	762	31.8	118-270	.437	39-93	.419	60-76	.789	11	59	70	2.9	67	3	62	38	4	44	335	14.0
30	Morrow Jr., Ed	17-16	430	25.3	69-128	.539	0-0	.000	28-51	.549	60	79	139	8.2	46	1	6	34	24	6	166	9.8
10	McVeigh, Jack	23-11	530	23.0	56-147	.381	36-104	.346	24-30	.800	13	57	70	3.0	17	0	15	18	7	15	172	7.5
12	Jacobson, Michael	24-24	597	24.9	61-158	.386	4-22	.182	30-46	.652	80	82	162	6.8	67	0	27	23	23	15	156	6.5
11	Taylor, Evan	24-14	564	23.5	45-108	.417	2-17	.118	22-30	.733	14	60	74	3.1	41	2	28	26	3	26	114	4.8
32	Tshimanga, Jordy	24-4	277	11.5	38-89	.427	0-0	.000	34-53	.642	42	46	88	3.7	57	2	4	36	11	9	110	4.6
02	Horne, Jeriah	22-0	260	11.8	36-87	.414	17-51	.333	8-10	.800	7	42	49	2.2	20	0	10	15	3	5	97	4.4
01	Gill, Anton	12-1	208	17.3	16-59	.271	8-29	.276	5-8	.625	7	16	23	1.9	17	0	6	11	0	4	45	3.8
15	Roby, Isaiah	24-4	353	14.7	28-73	.384	3-16	.188	12-15	.800	30	39	69	2.9	42	1	18	30	23	13	71	3.0
23	Fuller, Nick	9-0	46	5.1	2-4	.500	0-0	.000	0-0	.000	1	9	10	1.1	10	0	0	0	0	0	4	0.4
Team											36	24	60				11					
Total.....		24	4875		619-1471	.421	141-436	.323	323-454	.711	325	606	931	38.8	443	10	275	317	102	169	1702	70.9
Opponents.....		24	4875		616-1409	.437	188-464	.405	303-441	.687	266	609	875	36.5	457	7	308	334	109	136	1723	71.8

TEAM STATISTICS	NEB	OPP	Date	Opponent	Score	Att.
SCORING	1702	1723	11/13/16	SACRAMENTO STATE	w 83-61	15883
Points per game	70.9	71.8	11/15/16	MARY	w 70-38	15738
Scoring margin	-0.9	-	11/19/16	LOUISIANA TECH	w 65-54	15824
FIELD GOALS-ATT	619-1471	616-1409	11/24/16	vs Dayton	w 80-78	3816
Field goal pct	.421	.437	11/25/16	vs UCLA	L 71-82	5153
3 POINT FG-ATT	141-436	188-464	11/27/16	vs Virginia Tech	L 53-66	4221
3-point FG pct	.323	.405	11/30/16	at Clemson	L 58-60	6545
3-pt FG made per game	5.9	7.8	12/03/16	SOUTH DAKOTA	w 73-61	15642
FREE THROWS-ATT	323-454	303-441	12/07/16	CREIGHTON	L 62-77	15902
Free throw pct	.711	.687	12/10/16	at Kansas	L 72-89	16300
F-Throws made per game	13.5	12.6	12/18/16	GARDNER-WEBB	L 62-70	14333
REBOUNDS	931	875	12/20/16	SOUTHERN	w 81-76	13960
Rebounds per game	38.8	36.5	* 12/28/16	at Indiana	w 87-83	16168
Rebounding margin	+2.3	-	* 1/1/17	at Maryland	w 67-65	15067
ASSISTS	275	308	* 01/05/17	IOWA	Wo2 93-90	14939
Assists per game	11.5	12.8	* 01/08/17	NORTHWESTERN	L 66-74	15053
TURNOVERS	317	334	* 01/14/17	at Michigan	L 85-91	11145
Turnovers per game	13.2	13.9	* 01/18/17	OHIO STATE	L 66-67	15635
Turnover margin	+0.7	-	* 1/21/17	at Rutgers	L 64-65	6294
Assist/turnover ratio	0.9	0.9	* 01/26/17	at Northwestern	L 61-73	7108
STEALS	169	136	* 1/29/17	PURDUE	w 83-80	15715
Steals per game	7.0	5.7	* 02/02/17	MICHIGAN STATE	L 61-72	15821
BLOCKS	102	109	* 02/05/17	at Iowa	L 70-81	13495
Blocks per game	4.3	4.5	* 02/09/17	WISCONSIN	Lot 69-70	15772
ATTENDANCE	200217	105312				
Home games-Avg/Game	13-15401	8-11515				
Neutral site-Avg/Game	-	3-4397				

\* - Conference game

Score by Periods	1st	2nd	OT	OT2	Totals
Nebraska	795	877	20	10	1702
Opponents	770	925	21	7	1723