



WISCONSIN BASKETBALL

GAME NOTES
GAME 17

26 NCAA TOURNAMENT APPEARANCES | 4 FINAL FOURS | 23 BIG TEN CHAMPIONSHIPS | 22 CONSENSUS ALL-AMERICANS

WISCONSIN BADGERS #11

13-3, 5-0 BIG TEN



Head Coach: Greg Gard
Record at Wisconsin: 177-96 (9th season)
Overall Record: Same
Gard vs. Penn State: 11-1

VS

PENN STATE NITTANY LIONS

8-9, 2-4 BIG TEN



Head Coach: Mike Rhoades
Record at PSU: 8-9 (1st season)
Overall Record: 381-198 (20th season)
Collins vs. Wisconsin: 0-0

TUESDAY, JAN. 16 | 8 PM (CT) | BTN | UNIVERSITY PARK, PA. | BRYCE JORDAN CENTER (15,261)

BADGERS TRAVEL TO PENN STATE ON TUESDAY

- Winners of 6 straight and 12 of its last 13 games, Wisconsin plays at Penn State on Tuesday night. Tip off is set for 8 p.m. (CT) on Big Ten Network.
- Up next, the Badgers host Indiana on Friday, 7:30 p.m. (CT) on Peacock. UW has won 19 consecutive home games against the Hoosiers dating back to 1998.

FAST BREAK FACTS

- Wisconsin is off to a 5-0 start in Big Ten play for the first time since its 2007-08 Big Ten Championship season. The Badgers are looking for their first 6-0 start since opening the 2006-07 season with 7 straight conference wins.
- Wisconsin ranks #11 in the latest NET Rankings (through games played Jan. 14), going 8-3 overall in Quad 1+2 games (4-3 in Quad 1). (page 5)
 - The Badgers check in at No. 10 in KenPom, owning the No. 6 offense and No. 31 defense.
- UW has scored 70+ points in 10 consecutive games, the team's longest such streak since the 2014-15 national runner-up season. The last time the Badgers scored 70+ in 11 straight games was a 13-game run in the 1970-71 season. That team set the program scoring record averaging 86.3 ppg.
 - The Badgers are averaging 75.5 ppg, which would be the team's highest scoring mark since averaging 77.9 ppg in the 1993-94 season. (page 4)
- Over the last three seasons, UW is 17-10 in true road games, joining UCLA (18), Miami (17) and Arizona (17) as the only major conference teams with at least 17 road wins since 2021-22. (page 8)
 - Since **Greg Gard** took over on Dec. 23, 2015, UW has recorded 49 true road wins, the 6th-most among all major conference teams.
- Last season, Wisconsin owned a -3.4 overall margin on the glass. Through 16 games this year, Wisconsin is +5.4 on the glass. (page 7)
- Wisconsin leads the Big Ten this season in free throw percentage (251-for-329, 76.3%).

- The Badgers are averaging 20.6 FTAs per game, an increase of 6.3 more per game than a year ago (14.3 FTAs per game in 2022-23). (page 7)
 - Wisconsin has nearly made as many free throws as its opponents have attempted. UW has made 251 FTs, while its foes have attempted 259 FTs.
- Since 2002, Wisconsin has won 6 Big Ten regular-season championships (including 2 under head coach Greg Gard), matching MSU (6) for the most titles during that span. (page 5)
 - Since 2001-02 when Bo Ryan and Greg Gard arrived in Madison, UW has the most Big Ten wins and best win pct. at 270-129 (.677).
- Scoring a career high 29 points earlier, transfer **AJ Storr** leads the Badgers with 14.8 ppg. He's scored double figures in 14 of 16 games (11 straight).
- Junior **Steven Crowl** has filled up the box score, ranked 3rd for the Badgers in scoring (11.7 ppg), 2nd in assists (2.3 apg), while leading UW in rebounding (7.6 rpg), FG% (.574) and 3FG% (.545).
- Junior **Chucky Hepburn** ranks 3rd in the Big Ten with a 3.3 assist-to-TO ratio. Over the last 10 games, he has 44 assists and just 9 TOs. On the year, he has more steals (31) than turnovers (19).
- Junior **Max Klesmit** averaged 21 ppg last week, including 24 pts vs. Northwestern (most pts as a Badger) and 18 pts (all in 2H) at Ohio State.



Winners of six straight, UW has the fourth-longest active win streak in the country among major conference teams: Auburn (9), Texas Tech (9), Duke (8), Oregon (6) and UW (6).

WISCONSIN'S POTENTIAL STARTING FIVE



GUARD

23 Chucky Hepburn
8.5 PPG, 3.2 RPG, 3.9 APG
■ Honorable Mention All-B1G
■ 2.17 career ast-to-TO ratio (ranks 4th in school history)
■ Starts in all 84 games played




GUARD

11 Max Klesmit
8.9 PPG, 1.8 RPG, 1.3 APG
■ Starts in all 49 games he's played at UW (32 straight)
■ Surpassed 1,000 career pts last week in win at Ohio St




GUARD

2 AJ Storr
14.8 PPG, 3.1 RPG, 0.9 APG
■ Double-digit scoring 14 of his first 16 games at Wisconsin
■ Shooting 83.0% at the FT line, which ranks 8th in Big Ten



FORWARD

5 Tyler Wahl
11.8 PPG, 5.7 RPG, 1.5 APG
■ Preseason watch list for the Julius Erving SF of the Year
■ 142 games played (101 starts)
■ Career 1,156 pts and 696 reb



FORWARD

22 Steven Crowl
11.7 PPG, 7.6 RPG, 2.3 APG
■ Has three double-doubles this season (7 in his career)
■ Leads teams with 57.4% FG and 54.5% 3FG (12-for-22)

2023-24 SCHEDULE

Nov. 6	ARKANSAS STATE	W, 105-76
Nov. 10	TENNESSEE [#9]	L, 70-80
Nov. 14	at Providence^	L, 59-72
Nov. 17	ROBERT MORRIS	W, 78-68
FORT MYERS TIP-OFF (Fort Myers, FL)		
Nov. 20	vs. Virginia [#24]	W, 65-41
Nov. 22	vs. SMU	W, 69-61
Nov. 27	WESTERN ILLINOIS	W, 71-49
Dec. 2	MARQUETTE [#3]	W, 75-64
Dec. 5	at Michigan State [RV]	W, 70-57
Dec. 9	at Arizona [#1]	L, 73-98
Dec. 14	JACKSONVILLE STATE	W, 75-60
Dec. 22	CHICAGO STATE	W, 80-53
Jan. 2	IOWA	W, 83-72
Jan. 6	NEBRASKA	W, 88-72
Jan. 10	at Ohio State	W, 71-60
Jan. 13	NORTHWESTERN [RV]	W, 71-63
Jan. 16	at Penn State	8 PM
Jan. 19	INDIANA	7:30 PM
Jan. 23	at Minnesota	6 PM
Jan. 26	MICHIGAN STATE	7 PM
Feb. 1	at Nebraska	7:30 PM
Feb. 4	PURDUE [#2]	Noon
Feb. 7	at Michigan	6 PM
Feb. 10	at Rutgers	11 AM
Feb. 13	OHIO STATE	8 PM
Feb. 17	at Iowa	1:15 PM
Feb. 20	MARYLAND	8 PM
Feb. 27	at Indiana	6 PM
March 2	ILLINOIS [#14]	Noon
March 7	RUTGERS	6 PM
March 10	at Purdue [#2]	11:30 AM

BIG TEN TOURNAMENT (Minneapolis, MN)
March 13-17 at Target Center

^ Gavitt Tipoff Games
Home games in **BOLD CAPS**

FOLLOW THE #BADGERS

TV: BIG TEN NETWORK

Play-by-Play: Connor Onion
Analyst: Shon Morris

RADIO: BADGER SPORTS NETWORK

Varsity Network App | Satellite: Sirius/XM
Play-by-Play: Matt Lepay
Analyst: Charlie Wells

SOCIAL MEDIA: #ONWISCONSIN

X/Twitter: @BadgerMBB
Instagram: @badgermbb
Facebook: /WisconsinMensBasketball

SERIES HISTORY

WISCONSIN VS. PENN STATE

Overall: Wisconsin leads, 44-11
In Madison: Wisconsin leads, 19-8
Current Streak: Wisconsin has won last 5
Last Meeting: Wisconsin 79, Penn State 74 (OT)
Feb. 8, 2023 (University Park, Pa.)

BASKETBALL COMMUNICATIONS

GENERAL INFORMATION

- 1440 Monroe Street, Madison, WI 53711
- www.UWBadgers.com

**BRANDON HARRISON
ASSISTANT DIRECTOR OF
BRAND COMMUNICATIONS**

Primary Contact, SID
Phone: (608) 279-8653
Email: BAH@athletics.wisc.edu
X/Twitter: @BrandonHarrison



**PATRICK HERB
DIRECTOR OF COMMUNICATIONS**

Phone: (608) 957-2085
Email: PAH@athletics.wisc.edu
X/Twitter: @PatrickHerb



MEDIA RESOURCES

CREDENTIAL APPLICATIONS

- www.sportssystem.com/Wisconsin

BIG TEN MEDIA EMAIL LIST

- office.bigten.org/media

WISCONSIN BASKETBALL RECORD BOOK

- www.go.wisc.edu/MBBRecordBook

WIRELESS INTERNET ACCESS (CAMP RANDALL)

- BadgerWiFi (connect and register with email address)

LIVE STATS - STATBROADCAST (KOHL CENTER)

- Wisconsin.StatBroadcast.com
(password: buckybadger)

OFFICIAL SOCIAL MEDIA CHANNELS

- Twitter: @BadgerMBB
- Instagram: @BadgerMBB
- Facebook: /WisconsinMensBasketball
- YouTube: /WisconsinBadgers

RADIO

- Badger Radio Network

MATT LEPAY

The Voice of the Badgers (PxP)
Address: P.O. Box 99
Madison, WI 53701
Phone: 608-274-5450

Credentials: 2023-24 Wisconsin men's basketball season/game credentials must be requested online: www.sportssystem.com/Wisconsin

For more info/questions, contact **Brandon Harrison** with questions (608-279-8653). Approved credentials will be either mailed or made available at the Brand Communications Office or with the parking attendant (white vehicle) at the entrance to Lot 46 on Frances Street, one block north of the Kohl Center



2 AJ Storr
Guard
Sophomore, 6-7, 205
Rockford, Ill.



3 Connor Essegian
Guard
Sophomore, 6-4, 195
Fort Wayne, Ind.



4 Kamari McGee
Guard
Junior, 6-7, 180
Racine, Wis.




5 Tyler Wahl
Forward
Grad Student, 6-9, 225
Lakeville, Minn.



10 Isaac Lindsey
Guard
Junior, 6-4, 185
Mineral Point, Wis.



11 Max Klesmit
Guard
Junior, 6-4, 200
Neenah, Wis.




12 Luke Haertle
Guard
R-Freshman, 6-4, 215
Hartland, Wis.



14 Carter Gilmore
Forward
Junior, 6-7, 232
Hartland, Wis.



15 Isaac Gard
Guard
Sophomore, 6-2, 165
Oregon, Wis.



21 Chris Hodges
Forward
Sophomore, 6-9, 250
Schaumburg, Ill.



22 Steven Crowl
Forward
Junior, 7-0, 247
Eagan, Minn.



23 Chucky Hepburn
Guard
Junior, 6-2, 195
Omaha, Neb.




25 John Blackwell
Guard
Junior, 6-4, 194
Bloomfield Hills, Mich.



30 Ross Candelino
Guard
Junior, 6-5, 195
Jacksonville, Fla.



31 Nolan Winter
Forward
Freshman, 6-11, 220
Lakeville, Minn.



33 Jack Janicki
Guard
Freshman, 6-5, 190
White Bear Lake, Minn.



34 Gus Yalden
Forward
Junior, 6-9, 245
Appleton, Wis.



35 Markus Ilver
Forward
Junior, 6-9, 225
Tallinn, Estonia



**Head Coach
Greg Gard**
9th season at Wisconsin



**Assoc. Head Coach
Joe Krabbenhoft**
8th season at Wisconsin



**Assistant Coach
Dean Oliver**
7th season at Wisconsin



**Assistant Coach
Sharif Chambliss**
3rd season at Wisconsin



**Strength Coach
Jim Snider**
19th season at Wisconsin



**Athletic Trainer
Brent Neuharth**
5th season at Wisconsin

#	NAME	POS	HT	WT	YR/ELIG	HOMETOWN (HS/LAST SCHOOL)	PRONUNCIATION
2	AJ Storr	G	6-7	205	2nd / So.	Rockford, Ill. (St. John's)	STORE
3	Connor Essegian*	G	6-4	195	2nd / So.	Fort Wayne, Ind. (Central Noble)	eh-SEE-gin
4	Kamari McGee*	G	6-0	180	3rd / Jr.	Racine, Wis. (Racine St. Catherine's)	cuh-MAR-ee
5	Tyler Wahl****	F	6-9	225	5th / Gr.	Lakeville, Minn. (North)	WALL
10	Isaac Lindsey**	G	6-4	185	4th / Jr.	Mineral Point, Wis. (UNLV)	LIN-zee
11	Max Klesmit*	G	6-4	200	4th / Jr.	Neenah, Wis. (Neenah)	KLEZ-mitt
12	Luke Haertle	G	6-4	215	2nd / R-Fr.	Hartland, Wis. (Lake Country Lutheran)	(rhymes with turtle)
14	Carter Gilmore***	F	6-7	232	4th / Jr.	Hartland, Wis. (Arrowhead)	
15	Isaac Gard*	G	6-2	165	2nd / So.	Oregon, Wis. (Oregon)	
21	Chris Hodges*	F	6-9	250	3rd / So.	Schaumburg, Ill. (Schaumburg)	
22	Steven Crowl***	F	7-0	247	4th / Jr.	Eagan, Minn. (Eastview)	(rhymes with growl)
23	Chucky Hepburn*	G	6-2	195	3rd / Jr.	Omaha, Neb. (Bellevue West)	
25	John Blackwell	G	6-4	194	1st / Fr.	Bloomfield Hills, Mich. (Brother Rice)	
30	Ross Candelino	G	6-5	195	2nd / So.	Jacksonville, Fla. (Ponte Vedra)	can-deh-LEE-no
31	Nolan Winter	F	6-11	220	1st / Fr.	Lakeville, Minn. (Lakeville North)	
33	Jack Janicki	G	6-5	190	1st / Fr.	White Bear Lake, Minn. (White Bear Lake)	juh-NICKI
34	Gus Yalden	F	6-9	245	1st / Fr.	Appleton, Wis. (La Lumiere [Ind.])	y'ALL-den
35	Markus Ilver*	F	6-9	225	3rd / Jr.	Tallinn, Estonia (Western Reserve Academy)	ILL-ver

CHARTING THE BADGERS

CAREER GAMES PLAYED

	Games	Starts	Cons. Starts
Tyler Wahl	142	101	35
Max Klesmit	99	82	32
UW total	49	49	32
Steven Crowl	96	84	84
Chucky Hepburn	84	84	84
Carter Gilmore	81	3	0
Kamari McGee	78	27	0
UW total	45	0	0
Connor Essegian	51	18	0
AJ Storr	49	33	33
UW total	16	16	16
Isaac Lindsey	39	0	0
Markus Ilver	38	0	0
Chris Hodges	19	0	0
John Blackwell	16	0	0
Nolan Winter	16	0	0
Isaac Gard	10	0	0
Luke Haertle	6	0	0
Ross Candelino	5	0	0

DOUBLE-DIGIT POINTS

	Career	'23-24	Cons.
Tyler Wahl	54 (41-13)	11 (10-1)	6
Max Klesmit	51 (32-19)	6 (6-0)	2
UW total	19 (12-7)	6 (6-0)	2
Chucky Hepburn	42 (32-10)	6 (5-1)	0
Steven Crowl	42 (33-9)	10 (8-2)	0
Connor Essegian	25 (15-10)	1 (1-0)	0
AJ Storr	28 (20-8)	14 (11-3)	11
UW total	14 (11-3)	14 (11-3)	11
Kamari McGee	16 (2-14)	0 (0-0)	0
UW total	0 (0-0)	0 (0-0)	0
John Blackwell	8 (6-2)	8 (6-2)	0

20-POINT SCORING GAMES

	Career	'23-24	Cons.
Max Klesmit	9 (6-3)	2 (2-0)	1
UW total	2 (2-0)	2 (2-0)	1
Tyler Wahl	6 (4-2)	0 (0-0)	0
Steven Crowl	7 (6-1)	0 (0-0)	0
Chucky Hepburn	5 (3-2)	1 (1-0)	0
Kamari McGee	5 (0-5)	0 (0-0)	0
AJ Storr	5 (2-3)	3 (2-1)	0
UW total	3 (2-1)	3 (2-1)	0
Connor Essegian	2 (1-1)	0 (0-0)	0

30-POINT SCORING GAMES

	Career	'23-24	Cons.
Steven Crowl	1 (1-0)	0 (0-0)	0

DOUBLE-DIGIT REBOUNDS

	Career	'23-24	Cons.
Tyler Wahl	13 (8-5)	1 (1-0)	0
Steven Crowl	10 (8-2)	3 (3-0)	0
Connor Essegian	1 (0-1)	0 (0-0)	0

DOUBLE-DIGIT ASSISTS

	Career	'23-24	Cons.
No Active Players	--	--	--

DOUBLE-DOUBLES

	Career	'23-24	Cons.
Tyler Wahl	9 (5-4)	0 (0-0)	0
Steven Crowl	7 (6-1)	3 (3-0)	0
Connor Essegian	1 (0-1)	0 (0-0)	0

SERIES VS. PENN STATE

Tuesday's game against the Nittany Lions marks the 56th meeting between Wisconsin and Penn State. UW owns a 44-11 edge in the all-time series.

- UW has won 5 straight against PSU and 18 of the last 19 dating back to 2012.
- The Badgers are 11-1 against Penn State under head coach **Greg Gard**, with the lone loss coming in 2021 in Univ. Park. UW is 5-1 at the Bryce Jordan Center under Gard.
- UW has won 9 of its last 10 trips to University Park, Pa. and is 19-8 all-time at Penn State.
 - From 2012 to 2020, the Badgers won 8 straight games at Penn State, the school's longest-ever road winning streak against a Big Ten opponent.

UW's Longest Road Winning Streaks, Big Ten

Wins	Opponent	Streak
8	at Penn State	2012-2020
7	at Northwestern	1982-1989
7	at Illinois	2011-2019

- Wisconsin swept the season series with Penn State last season, claiming a 63-60 in Madison and claiming a 79-74 overtime win at PSU.
- **Steven Crowl** has scored in double figures in each of his last 3 games against Penn State, including 21 points and 11 rebounds at home last season. He is averaging 15.0 ppg (19-29, .655), 7.7 rpg and 3.7 apg in those 3 games.
- **Chucky Hepburn** has tallied double-digit points in all 3 career meetings (averaging 14.0 ppg) with PSU with a high of 19 points at the Bryce Jordan Center last season.
- **Connor Essegian** has averaged 14.0 ppg (6-11 3FGs) in 2 career meeting with PSU.
- **Tyler Wahl** has averaged 12.7 ppg and 6.0 rpg over his last 3 outings against Penn State, scoring double figures in all 3.
- Badgers' assistant coach **Sharif Chambliss** played 3 seasons at Penn State (2001-03) before transferring to UW for his senior season in 2005. Chambliss was the Nittany Lions leading scorer in both 2002 and 2003, scoring 851 points in his 3 seasons in State College.

LAST TIME OUT

#15 WISCONSIN 71, NORTHWESTERN 63
Jan. 13 | Kohl Center | Madison, Wis.

- Wisconsin used a 13-1 run late in the first half to grab a 7-point halftime lead and would never trail again in a 71-63 win at the Kohl Center.
 - UW held the Wildcats without a field goal for the final 4:16, outscoring them 10-2 to close the game.
- **Max Klesmit** scored a game-high 24 points (5-7 3FGs) as the Badgers hit 7-of-14 3FGs on the day.
- Three days after Northwestern shot 61.4% at Penn State, the Badgers held the Wildcats to a 42.6% clip from the field. UW shot 50.0%.
- Wisconsin went 20-for-26 (76.9%) from the free throw line and out-rebounded NU, 31-24.
- **A.J. Storr** tallied 14 points, **Tyler Wahl** added 11 points (7-11 FTs). **Chucky Hepburn** finished with 4 points, 5 rebounds, 3 assists (1 TO) and 3 steals. **Steven Crowl** totaled just 6 points, but added 8 rebounds (3 OREB) 3 assists and a block.

HISTORY VS. PENN STATE

- Overall: UW leads, 44-11
- In Univ. Park: UW leads, 19-8
- Gard vs. PSU: 11-1
- Active Streak: UW won last 5



LAST 25 MEETINGS (UW LEADS 22-3)

Date	Rank	Result	Score	Location
1/3/09	--/--	W	65-61	Madison
2/8/09	--/--	W	54-44	Univ. Park.
1/3/10	23/--	W	63-46	Univ. Park.
1/24/10	18/--	W	79-71+	Madison
1/29/11	17/--	L	52-56	Univ. Park
2/20/11	10/--	W	76-66	Madison
3/11/11	13/--	L	33-36*	Indianapolis
1/31/12	19/--	W	52-46	Univ. Park
2/19/12	15/--	W	65-55	Madison
1/3/13	--/--	W	60-51	Madison
3/10/13	22/--	W	63-60	Univ. Park
3/2/14	14/--	W	71-66	Univ. Park
12/31/14	4/--	W	89-72	Madison
2/18/15	5/--	W	55-47	Univ. Park
1/21/16	--/--	W	66-60	Univ. Park
1/24/17	--/--	W	82-55	Madison
12/4/17	--/--	W	64-63	Univ. Park
1/6/19	--/--	W	71-52	Univ. Park
3/2/19	19/--	W	61-57	Madison
1/11/20	--/20	W	58-49	Univ. Park
1/30/21	14/--	L	71-81	Univ. Park
2/2/21	19/--	W	72-56	Madison
3/11/21	--/--	W	75-74*	Indianapolis
2/5/22	11/--	W	51-49	Madison
1/17/23	--/--	W	63-60	Madison
2/8/23	--/--	W	79-74+	Univ. Park

LAST TIME VS. PENN STATE

WISCONSIN 79, PENN STATE 74 (OT)
Feb. 8 | Bryce Jordan Center | Univ. Park, Pa.

- Wisconsin claimed a 79-74 overtime road win at Penn State to pull out a season sweep of the Nittany Lions.
- UW led for 34:21, including the entire overtime period. The Badgers went 3-4 from the field and held PSU to 0-5 from deep in the extra period.
- UW shot 52.8% overall and went 11-for-24 (45.8%) from 3-point range.
- **Chucky Hepburn** led UW with 19 points, going 5-for-9 on 3FGs while **Connor Essegian** scored 18 points (4-7 3FGs). **Tyler Wahl** posted 16 points, 6 rebounds and a career-high 8 assists. **Steven Crowl** added 11 points and 8 boards.

NO.	Name	Min	FG	3P	FT	Rebounds	Fouls	TP	AS	TO	Stk	PF	Shooting By Period														
3	Tyler Wahl	42:32	6/10	0/1	1/2	1	0	1	5	16	9	1	2	0	1												
22	Steven Crowl	17:33	0/0	0/0	0/0	10	1	0	1	2	1	1	0	0	0												
3	Connor Essegian	34:18	6/9	4/7	2/2	0	1	1	3	2	18	1	1	1	0	5											
11	Max Klesmit	38:09	2/6	0/0	1/2	0	3	3	6	5	11	0	0	0	0	5											
23	Chucky Hepburn	41:00	6/16	5/9	2/4	0	1	1	4	19	0	0	1	1	1	5											
2	Jordan Davis	17:33	3/5	2/3	0/0	0	5	0	0	8	0	0	0	0	0	6											
14	Conor Gilmore	23:47	0/0	0/0	0/0	1	2	1	1	1	0	0	0	0	0	6											
4	Kamari McGee	04:54	0/0	0/0	0/0	0	0	0	1	1	0	0	0	0	0	6											
Totals													59-53	11-24	12-19	3	25	26	15	21	79	18	0	0	0	0	0

NO.	Name	Min	FG	3P	FT	Rebounds	Fouls	TP	AS	TO	Stk	PF	Shooting By Period													
1	Geth Lundy	34:28	5/9	4/8	0/0	1	8	4	0	14	0	3	1	0	3											
24	Michael Hunt	17:26	1/1	1/1	0/0	2	0	2	3	3	1	0	0	0	1											
10	Andrew Furr	30:55	2/7	2/6	4/5	0	2	3	3	10	0	2	1	0	3											
11	Cannon Wylie	34:05	7/13	0/4	1/2	7	1	2	2	18	0	0	0	0	1											
22	Jalen Pickett	41:10	0/10	0/5	0/0	2	7	8	5	17	0	0	0	0	1											
3	Kabza Nje	17:28	2/3	0/0	0/0	2	4	6	1	1	4	0	0	0	1											
12	Evans Mahoney	04:07	0/1	0/0	1/2	0	0	1	1	1	0	0	0	0	4											
0	Kanya Clay	06:37	1/2	0/0	1/2	0	0	2	3	3	0	0	0	0	1											
23	Cullen Johnson	05:31	0/1	0/0	0/0	0	1	0	0	0	0	0	0	0	3											
2	Mylas Droad	17:04	2/2	1/1	0/0	1	1	0	0	5	0	0	0	0	7											
Totals													59-53	9-23	11-17	7	24	31	21	15	74	18	0	0	0	0

WISC	PSU	Points from	Period by Period Scoring
11	17	Turnovers	18 35
11	17	Rebounds	26 31
11	17	Second Chance	2 3
11	17	Fast Breaks	3 3
34:21	04:07	Time with Lead	PSU 28 39 6 74

CHARTING THE BADGERS

LED UW IN SCORING

	2023-24	Career
Tyler Wahl	4 (4-0)	14 (11-3)
Steven Crowl	3 (3-0)	14 (13-1)
Chucky Hepburn	2 (2-0)	13 (7-6)
Connor Essegian	0 (0-0)	7 (4-3)
AJ Storr	5 (3-2)	5 (3-2)
Max Klesmit	3 (3-0)	5 (4-1)
John Blackwell	2 (1-1)	2 (1-1)

Record in those contests in parentheses

LED UW IN REBOUNDING

	2023-24	Career
Tyler Wahl	3 (3-0)	34 (24-10)
Steven Crowl	10 (8-2)	34 (23-11)
John Blackwell	3 (2-1)	3 (2-1)
Connor Essegian	0 (0-0)	2 (0-2)
Nolan Winter	1 (1-0)	1 (1-0)
Isaac Lindsey	0 (0-0)	1 (0-1)
Max Klesmit	0 (0-0)	1 (0-1)

Record in those contests in parentheses

LED UW IN ASSISTS

	2023-24	Career
Chucky Hepburn	11 (10-1)	45 (31-14)
Tyler Wahl	0 (0-0)	23 (17-6)
Steven Crowl	4 (3-1)	21 (15-6)
Max Klesmit	2 (1-1)	4 (2-2)
John Blackwell	1 (1-0)	1 (1-0)
Connor Essegian	0 (0-0)	1 (1-0)
Carter Gilmore	0 (0-0)	1 (0-1)

Record in those contests in parentheses

LED UW IN MINUTES

	2023-24	Career
Chucky Hepburn	10 (8-2)	23 (16-7)
Tyler Wahl	0 (0-0)	14 (9-5)
Max Klesmit	2 (2-0)	11 (9-2)
Steven Crowl	2 (2-0)	7 (3-4)
Connor Essegian	0 (0-0)	3 (1-2)
AJ Storr	2 (1-1)	2 (1-1)
Carter Gilmore	0 (0-0)	1 (0-1)

Record in those contests in parentheses

2023-24 LINEUP RECORD

Hepburn, Klesmit, Storr, Wahl, Crowl 13-3

ACTIVE WIN/LOSS STREAKS

Overall	Won 6
Vs. Unranked teams (AP)	Won 10
Vs. Ranked teams (AP)	Lost 1
At Home	Won 8
At Home vs. Big Ten	Won 3
At Home vs. ranked Big Ten	Lost 1
At Home vs. unranked Big Ten	Won 5
At Home vs. non-conference	Won 5
At Home vs. ranked opp.	Won 1
On Road	Won 1
On Road vs. Big Ten	Won 3
On Road vs. ranked opp.	Lost 1
On Road vs. unranked opp.	Won 2
Neutral	Won 2
Neutral vs. ranked opp.	Won 1
Neutral vs. unranked opp.	Won 1

BALANCED BADGER OFFENSE

"They don't care who the leading scorer is. They just want to be the leading scorer in the end, as a team."
- Greg Gard

- Wisconsin boasts one of the nation's most efficient offenses, improving in almost every category from a season ago:

Wisconsin Offensive Comparison

	2022-23	2023-24
PPG	65.3	75.2
FG Pct.	.414	.471
2-Pt FG Pct.	.463	.535
3 FG Pct.	.342	.346
FT Pct.	.691	.763
FTAs per game	14.3	20.6
Rebounding margin	-3.4	+5.4
O-Reb. per game	7.9	10.1

- Last season, the Badgers ranked 140th in the country in adjusted offensive efficiency per KenPom.com. This year, UW is ranked 6th.
- UW's 119.4 adjusted offensive efficiency is on pace for the school's 4th-highest mark since KenPom began tracking in 1999.

Best Adjusted Off. Efficiency, Wisconsin (since 1999)

Season	Adj.O	Record	Postseason
2014-15	129.0	36-4	National Finals
2010-11	122.3	25-9	Sweet 16
2013-14	120.0	30-8	Final Four
2023-24	119.4	12-3	???

- Wisconsin's scoring average (75.2 ppg) is on pace for its highest scoring average since 1993-94 when they put up 77.9 ppg. That team was led by NBA All-Star Michael Finley in Stu Jackson's final season as coach.
- UW has scored 70+ points in 10 consecutive games, the team's longest such streak since the 2014-15 national runner-up season. The last time the Badgers scored 70+ in 11 straight games was a 13-game run in the 1970-71 season. That team set the program scoring record averaging 86.3 ppg.
- Wisconsin is a perfect 11-0 this season when shooting over 42% from the field.
- UW has 6 players averaging 8.0 ppg or more, joining MIN as the only Big Ten teams with 6.
 - The Badgers have just 2 players averaging 28.0+ minutes per game (Chucky Hepburn, 31.1 and Steven Crowl (28.6). Last year, all 5 starters were over 27.0 mpg, including 4 over 30.
- The Badgers have had four or more players score in double figures in 8 of 16 games this season. UW has had 6 different players lead the team in scoring in a game.
- UW is 10-0 when out-scoring its opponent in the paint. During its 6-game win streak, UW has owned a 220-to-158 edge in the paint.
- Wisconsin has largely been able to stay out of scoring droughts this season, succumbing to just 3 longer than 3:30 (4:27 in a loss at Providence and 5:56 & 4:01 in a win over SMU).
- Per usual, UW has taken care of the ball and ranks 2nd in the Big Ten averaging 9.8 TOs/game.
 - UW has had 9 TOs or less in 10 of 16 games.

GARD'S GUIDANCE

In his 9th season as head coach, **Greg Gard** has led Wisconsin to Big Ten titles in 2 of the last 4 seasons and sustained UW's strong winning culture.

- Gard has guided the Badgers to a record of 177-96 (.648), the 4th-highest win total and 3rd-highest win percentage in UW annals.

Best Win Pct, Wisconsin Coaches (min. 50 wins)

Coach (School, Years)	Record	Pct.
1. Bo Ryan (2002-15)	364-130	.737
2. Walter Meanwell (1912-17, '21-34)	246-99	.712
3. Greg Gard (2016-present)	177-96	.648
4. Dick Bennett (1996-2000)	94-68	.580
5. Bud Foster (1935-59)	265-267	.498

- With a record of 98-61 (.616) in Big Ten play, Gard ranks 24th on the all-time league wins list.
 - Gard's .616 conference win percentage ranks 7th among Big Ten coaches of the last 40 years (since 1980).

Best Win %, BIG Coaches w/ 50+ Wins (since 1980)

Coach (School, Years)	Record	Pct.
1. Bo Ryan, WIS (2002-15)	172-68	.717
2. Bob Knight, IND (1972-2000)	353-151	.700
3. Tom Izzo, MSU (1995-)	335-163	.673
4. Thad Matta, OSU (2005-17)	150-78	.658
5. Mark Turgeon, MD (2015-21)	90-50	.643
6. Matt Painter, PUR (2005-)	212-122	.635
7. Greg Gard, WIS (2016-)	97-61	.616
8. Gene Keady, PUR (1981-05)	265-169	.611

(through games played Jan. 14)

- In all, Gard has led teams to 4 of the top 18 winningest seasons in program history:

Wisconsin Record Book, Single-Season Wins

1. 36	2014-15	11. 24	2002-03
2. 31	2007-08	24	2009-10
3. 30	2006-07	13. 23	2018-19
	2013-14	23	2012-12
5. 27	2016-17	15. 22	2015-16
6. 26	2011-12	22	1998-99
7. 25	2004-05	22	1999-00
8. 25	2021-22	18. 21	2019-20
	2010-11		
	2003-04		

- Wisconsin has claimed 11 wins over top-10 teams under head coach **Greg Gard**, which includes 7 wins under Gard over top-5 teams.
 - Impressively, 6 of UW's 11 top-10 wins have come away from home.
- Michigan State (8) is the only other Big Ten team with more top-5 wins than Wisconsin (7) in the Gard era (since 2015-16).

Wins Over Top-10 Opponents Under Greg Gard

Opponent	Score	Date
#3 MARQUETTE	75-64	12/2/23
#8 PURDUE	70-67	3/1/22
#3 at Purdue	74-69	1/3/22
#5 at Ohio State	61-57	1/3/20
#2 MICHIGAN	64-54	1/19/19
#6 PURDUE	57-53	2/14/18
#1 vs. Villanova (NCAA)	65-62	3/18/17
#9 vs. Xavier (NCAA)	66-63	3/20/16
#8 at Iowa	67-59	2/24/16
#2 at Maryland	70-57	2/13/16
#4 MICHIGAN STATE	77-76	1/17/16

BIG TEN BEASTS

- **Greg Gard** has Wisconsin off to a 5-0 start in Big Ten play for the first time since opening the 2007-08 season. The Badgers went on to post a 16-2 league record that season en route to winning the Big Ten title.
 - UW has won 4 of its 5 Big Ten games by double figures and led wire-to-wire in 2 of them.
 - During Big Ten play, UW has trailed for a total of just 2:55 in the second half of games.
- cSince 2001-02 when Bo Ryan and Greg Gard arrived in Madison, UW has the most Big Ten wins and best win pct. at 270-129 (.677).

Best Big Win%, Since 2001-02 (through Jan. 14)

Team	W-L	Pct.
1. Wisconsin	270-129	.677
2. Michigan State	263-137	.658
3. Ohio State	238-161	.598
4. Purdue	238-161	.596
5. Maryland	103-74	.582

- Wisconsin won a share of the 2022 Big Ten title, marking UW's 2nd league title in the last 5 seasons and the 20th in school history.
- With 2 Big Ten titles during his tenure, Greg Gard joins Tom Izzo (10) and Matt Painter (4) as the only active coaches with multiple titles.
- The Badgers (20 titles) trail only Purdue (25) and Indiana (22) for most conference titles.
- UW has won 6 Big Ten regular season titles since 2002 (02-03-08-15-20-22), matching MSU (6) for most titles during that span.

Most Big Ten Regular Season Championships

School	B1G Titles	Since 2002	Last
1. Purdue	25	3	2023
2. Indiana	22	3	2016
3. Wisconsin	20	6	2022
Ohio State	20	5	2012
5. Illinois	18	4	2022

- Wisconsin has won 12+ B1G games in 11 of last 14 seasons, the most of any Big Ten team.
- UW has also posted double-digit B1G wins in 19 of the last 22 years (only team to do so).

MAX-IMUM EFFORT

Junior **Max Klesmit** is coming off a standout week, leading the Badgers to a pair of wins while averaging 21 points per game shooting 63.6% FG (7-11 3FG).

- Klesmit dropped 24 points in UW's win vs. Northwestern this past Saturday, his most as a Badger. He shot 9-13 FG, including 5-7 3FG.
 - His 5 triples matched his career high, and marked the third time he's done so as a Badger.
- Klesmit registered 18 points with all of them coming in the second half. In fact, he scored 12 points in the final 5:16 of the game alone.
- Through his last three halves of play, Klesmit has scored 42 points (14-20 FG, 7-11 3FG).
- Max Klesmit has scored double figures 6 times this season (UW is 6-0 in those games).

- Last week, Klesmit eclipsed 1,000 career points (617 pts in two seasons at Wofford) bringing his total to **1,036 career points.**
- Earlier this season against No. 3 Marquette, Klesmit scored a game-high 21 points (all 1H) - the most of his UW career. The Neenah, Wis., native shot 6-for-12 FG (5-10 3FG), (4-4 FG).
 - His 21 points in the first half were the most for a Badger in a half this season, and the most for a UW player since Johnny Davis had 27 pts in the second half of a win at #3 Purdue (2022).
- Also a savvy defender, Klesmit often draws the primary defensive backcourt assignment. Over the last three games, he's shown a trend of shutting down his man as the game progresses:

Klesmit Def. Assignment 1st Half/2nd Half Splits

Player (Team)	1st Half Pts (3FGs)	2nd Half Pts (3FGs)
Payton Sandfort (Iowa)	9 (3-6)	0 (0-1)
Keisei Tominaga (Neb)	12 (2-3)	5 (1-3)
Jamison Battle (OSU)	14 (4-5)	4 (0-0)
Ty Berry (NU)	0 (0-2)	6 (1-2)

- Last season, Klesmit averaged 8.4 points per game. But, that number climbed to 10.1 ppg after returning from injury (final 16 games).

QUALITY COMPETITION & RESUME

"I think for us, we know we need to play good competition because it gets us ready for the Big Ten. Our players love it. That's why they come to a place like Wisconsin." - Greg Gard

- Wisconsin is at #11 in the latest NET Rankings (through games Jan. 14), going 8-3 overall in Quad 1+2 games (4-3 in Quad 1).
 - UW has 8 wins in Quads 1+2, joining Purdue (9) as the only schools with 8+ quality wins.
 - The Badgers are also 1 of just 9 programs with at least 4 Quad 1 wins. Only Purdue (6), Arizona (5), Kansas (5) & North Carolina (5) have more.
- Conversely, UW has no bad losses with all 3 in Quad 1 from teams ranked in NET top 70: Arizona (2), Tennessee (6) and Providence (69).
- The Badgers own six wins over teams in the NET top 60: Marquette, Michigan St, Nebraska, Ohio St, SMU and Virginia.

- In fact, UW never trailed in 4 of those 6 wins.
- Wisconsin is 2-2 vs. the AP Top 25 this season.
- With 11 Quad 1/2 games on its resume, the Badgers and Purdue are the only two teams in the country to play at least 11 Quad 1/2 games. Purdue (9) is also the only team with more Quad 1/2 wins than Wisconsin (8).

Most Quad 1/2 games in the nation (thru Jan. 14)

Games	Wins	Team
11	9	Purdue
11	8	Wisconsin

- Of UW's 11-game non-conference schedule, 6 games fell into the Quad 1/2 category.

SITUATIONAL RECORDS

	2023-24	Under Gard
Ahead at the half	11-0	142-16
Behind at the half	1-3	27-75
Tied at the half	1-0	7-5
FG% of .450 or more	10-0	97-14
FG% less than .450	3-3	79-82
Better FG% than opp.	11-0	136-13
Worse FG% than opp.	1-3	38-80
Same FG% as opp.	1-0	3-3
Opp. FG% less than 45%	8-0	133-34
3FG% of 40% or more	5-1	78-13
3FG% less than 40%	8-2	97-83
Try more than 20 3FGs	5-2	94-63
Try 20 or fewer 3FGs	8-1	82-32
Make at least 70% FT	10-1	108-42
Try at least 20 FTs	7-1	74-18
Try fewer than 20 FTs	6-2	100-77
Out-rebound opponent	11-0	106-23
Tied or out-rebounded	2-3	70-73
Same or fewer TOs than opp.	9-2	135-62
More TOs than opp.	4-1	41-34
Commit fewer than 12 TOs	9-2	138-63
Commit 12 or more TOs	4-1	39-32
Score fewer than 50 pts.	0-0	2-4
Score 50-59 points	0-1	8-39
Score 60-69 points	2-0	57-34
Score 70-79 points	7-2	65-16
Score 80-89 points	3-0	36-3
Score 90 or more pts.	1-0	8-0
Allow fewer than 50 pts.	2-0	25-1
Allow 50-59 pts.	2-0	52-10
Allow 60-69 pts.	6-0	72-34
Allow 70-79 pts.	3-1	24-34
Allow 80-89 pts.	0-1	3-15
Allow 90 or more pts.	0-1	0-2
Overtime	0-0	10-7
vs. AP Top 25 opponents	2-2	29-42
vs. AP Top 25 opp. at home	1-1	15-13
Home games	9-1	104-31
Road games	2-2	49-44
Neutral site games	2-0	24-21
Day games	3-1	53-34
Night games	10-2	123-62

GAMES DECIDED BY

3 points or less	0-0	25-18
4-5 points	0-0	28-18
6-10 points	3-1	39-27
11-19 points	6-1	47-27
20 or more points	4-1	38-4

TELEVISED GAMES

Big Ten Network	7-0	88-24
Big Ten Plus (BIG+)	2-0	7-0
CBS	0-0	11-12
CBS Sports Network	0-0	0-1
ESPN	0-1	18-16
ESPN2	0-0	19-12
ESPNU	0-0	1-3
ESPN+	0-0	3-1
FOX	1-0	4-6
FS1	2-1	18-16
Peacock	1-1	1-1
TBS	0-0	1-3
TNT	0-0	2-1

BO FOR THE NAISMITH 'HALL'



Former Wisconsin head coach **Bo Ryan** is up for consideration to be enshrined among the best in basketball, announced earlier this season among eligible candidates for the Naismith Basketball Hall of Fame Class of 2024.

This hall of fame call is overdue.

- 32 seasons as head coach (1984-2015)
- 747-233 (.762) all-time record

The winningest coach in Wisconsin history with a record of 364-130 (.737), Ryan led the Badgers to seven Big Ten championships. Ryan guided UW to 14 consecutive NCAA tournament appearances, including seven Sweet 16s, three Elite Eights, back-to-back Final Fours and the 2015 national championship game. Ryan was a four-time Big Ten Coach of the Year award winner.

The 34th NCAA coach to reach the 700-win plateau, Ryan also coached at UW-Milwaukee (1999-2000) and UW-Platteville (1984-1999), where his team won four NCAA Division III championships (1991, 1995, 1998, 1999). Ryan is a member of eight halls of fames, including his 2017 induction into the National Collegiate Basketball Hall of Fame.

UNIVERSITY OF WISCONSIN

- 364-130 (.737) overall record
- 172-68 (.717) in Big Ten play
 - Best in conference history.
- 7 Big Ten championships
- 14 NCAA tournaments in 14 seasons
 - 7 Sweet 16s, 3 Elite Eights, 2 Final Fours, 1 national championship runner-up
- 2x National Coach of the Year (2x finalist)
- 4x Big Ten Coach of the Year

UNIVERSITY OF WISCONSIN-PLATTEVILLE

- Led the winningest NCAA men's basketball team of the 1990s (all divisions) with a 266-26 (.908) record.
- Won 4 national championships (1991, 1995, 1998 and 1999)
- Won eight WIAC titles



CHUCKY AT THE POINT OF IT

"He's one of the elite point guards in the entire country." - Brad Underwood, Illinois head coach

- A Big Ten All-Freshman honoree and All-B1G honorable mention last season, **Chucky Hepburn** has started every game of his career (84 games) since arriving at Wisconsin.
- Not relied on as heavily to score as last season, Hepburn's overall year-over-year improvement has been noticeable so far this season:

Hepburn's Year-Over-Year Comparison

	2022-23	2023-24
PPG	12.2	8.5
FG Pct.	.377	.405
2-Pt FG Pct.	.357	.500
3 FG Pct.	.405	.275
FT Pct.	.718	.727
Assists Per Game	2.8	3.9
Assist-to-Turnover Ratio	1.90	3.32

- Hepburn is the straw that stirs the drink for the Badgers, an efficient floor general capable of taking over the game offensively when needed.
- UW has won 12 of its last 13 games and during that stretch Hepburn has averaged 7.3 points, 4.3 assists (1.0 turnover) & 2.1 steals per game.
 - Multiple turnovers in just 2 of the last 13 games.
 - All of that comes while facing KenPom top 25 rated defenses in Virginia (#19), Marquette (#10), Michigan State (#24) and Arizona (#4).
- Even more impressive, Hepburn is maintaining a 3.3 assist-to-turnover ratio (63 ast to 19 TOs).
 - That ranks 2nd among Big Ten point guards this season (min. 3.5 APG) and 9th best among all major conference players.
 - That would rank as the 4th-best single-season assist-to-turnover mark in school history.
 - Hepburn's 2.17 career assist-to-turnover ratio would rank 4th-best in school history.
- On the season, **Hepburn has more steals (31) than he does turnovers (19).**
- **In Big Ten play, Hepburn has maintained a 4.0 assist-to-turnover ratio** (24 ast, 6 TOs), which includes a career high 8 assists at Michigan St.
- Hepburn is looking to become the first Badger to average at least 4.0 assists per game in a season since D'Mitrik Trice (4.2 apg) in 2019-20.
 - In fact, Hepburn is in contention to join a notable list and become just the 7th Badger since 1992-93 to average 4.0 apg in a season:

Badgers to average 4.0 assists per game (since 1992-93)

Name	APG	Season
Tracy Webster	6.4	1992-93
Tracy Webster	5.9	1993-94
Michael Finley	4.0	1994-95
Devin Harris	4.4	2003-04
Jordan Taylor	4.7	2010-11
Jordan Taylor	4.1	2011-12
Ethan Happ	4.5	2018-19
D'Mitrik Trice	4.2	2019-20
Chucky Hepburn	3.9	2023-24

- Chucky has embraced the role of closer for the Badgers, elevating his game in the second half:

Chucky Hepburn 1st Half / 2nd Half Comparison

	1st Half	2nd Half
Points Per Game	3.4	5.1
Field Goal Pct.	.351 (20-57)	.453 (29-64)
3-Pt Field Goal Pct.	.200 (5-25)	.346 (9-26)
FT-FTAs	10-14 (.714)	14-19 (.737)

- **In the final 10 minutes of games,** Hepburn is shooting 46.9% FG (15-32), 40.0% 3FG (4-10), 66.7% FT (8-12) with 18 assists to 2 turnovers.
- In the Fort Myers Tip-Off championship game against SMU, Hepburn scored all 10 of his points in the final 4:36 of the game.
- Defensively this season, Hepburn is averaging 2.0 steals per game (ranks 2nd in the Big Ten).

SOMETHING IN STORR

Sophomore transfer **AJ Storr** has been an instant fit at Wisconsin.

- A BIG EAST All-Freshman honoree last year with St. John's, Storr is leading the Badgers averaging 14.8 points per game.
- He has scored in double figures in 14 of 16 games this season (11 straight).
- Storr has led UW in scoring in 5 games.
- Per KenPom.com's offensive rating — a formula that measures personal offensive efficiency — Storr is among the Big Ten's most used players on his team's offensive possessions:

Big Ten players used at least 28% of team's off. poss.

Player	Team	ORTg (% used)	Year
Zach Edey	Purdue	129.8 (30.8)	Sr.
Tyson Walker	Michigan St.	114.7 (28.2)	Sr.
Boo Buie	Northwestern	112.4 (28.4)	Sr.
Kanye Clary	Penn State	112.0 (28.1)	So.
Jahmir Young	Maryland	111.5 (29.9)	Sr.
AJ Storr	Wisconsin	107.9 (28.4)	So.

- Storr ranks 8th in the Big Ten shooting 83.0% from the free throw line, going 44-for-53.
- During UW's current 6-game win streak, Storr has been averaging 16.5 ppg while shooting 50.7% (37-for-73) from the field.
- Storr scored a career-high 29 points against Chicago State on Dec. 22, surpassing his previous high of 23 points while playing at St. John's (Jan. 25, 2023 at Creighton).
 - Storr reached the 20-point mark for the 3rd time this season and 5th time in his career.
- In his Big Ten debut at Michigan State (Dec. 5), Storr scored 22 points (8-11 FG, 4-6 3FG).
- Storr became the first Badger to score in double figures in each of his first 3 games since NBA Draft lottery pick Devin Harris did so in each of his first four games (2001-02 season).
 - In his Wisconsin debut, Storr scored 15 points - the most by a non-freshman in his UW debut since at least 2000.
- Last season, Storr played in all 33 games as a true freshman for St. John's. He started the final 17 games, scoring in double figures 11 times during that stretch averaging 11.8 ppg (12.0 ppg in 15 career BIG EAST starts).

LEAVING NO DOUBT

Over the last 2 seasons, the Badgers played a total of 35 games decided by 5 points or less, going 25-10 in such games. However this season, Wisconsin has played ZERO games decided by fewer than 8 points.

- In last week's win at Ohio State (Jan. 10), the Badgers trailed 56-52 with 5:49 before closing the game on a 19-4 run to win by 11.
- Saturday vs. Northwestern, the game was tied, 63-63, with 2:51 left before UW closed the game with an 8-0 run to win by 8 points, 71-63.
- That continued a trend of finishing teams off in 2023-24. In 6 games this season, UW held a two-possession lead in the final 10 minutes and never allowed the opponent to get closer, extending the lead and going on to win by double figures.
- In UW's Big Ten championship season of 2022, the Badgers were 12-2 in close games. Last season they went 13-8 in such games, including a school-record 6 overtime games.
 - UW's 21 "close games" last year was the most by any major conference team since at least the 2009-10 season.
 - No other Big Ten team played more than 14 games last season decided by 5 or less.

ON THE REBOUND

Wisconsin has made dramatic strides in the rebounding department from a season ago. Last year, UW owned a -3.4 overall margin on the glass, getting out-rebounded 31.7 to 35.1. Through 16 games this season, UW is +5.4 on the glass.

- Last season, Wisconsin was out-rebounded in 24 games, including 14 of its 15 losses. This season, the Badgers have out-rebounded 11 of 16 foes, going 11-0 in such games.
- Having won 12 of its last 13 games, UW has out-rebounded its opponents, 453-366 (that includes a 132-to-91 edge in offensive reb.).
- The Badgers are grabbing more than 2 offensive boards per game than a year ago, going from 7.9 to 10.1.
 - UW ranks 106th in the NCAA with a 31.6% offensive rebound pct. Last season, the Badgers ranked 338th at 22.6%.
- Individually, **Steven Crowl** and **Tyler Wahl** are doing a lot of the heavy lifting for the Badgers, particularly on the offensive glass.
 - Crowl ranks 4th in the Big Ten this season with 2.8 offensive rebounds per game and Wahl is 7th at 2.4 offensive boards per game.
- Crowl has tallied three double-doubles with points-rebounds this season, and ranks 7th in the conference grabbing 7.6 boards per game.
- Wisconsin has also been one of the nation's best teams on the defensive glass, ranking 6th in the NCAA in defensive rebounding percentage. The Badgers are surrendering an offensive board on just 22.5% of possessions.

TAKING WHAT'S FREE

One of the staples of the Wisconsin program is getting to the free throw line and capitalizing. This season, the Badgers have been doing just that.

- UW leads the Big Ten this season (27th NCAA) in free throw percentage (251-for-329, 76.3%).
 - 76.3% FT would rank 5th in school history.
- UW is averaging 20.6 free throw attempts per game. Compared to last season, the Badgers are attempting 6.3 more FTs per game this season (14.3 FTAs per game in 2022-23).
- Wisconsin has nearly MADE as many free throws as its opponents have attempted. UW has made 251 FTs, and its foes have 259 FTAs.
- Individually, two Badgers rank among the Big Ten's best in free throw percentage. **AJ Storr** ranks 8th making 44-of-53 (83.0%) free throws. **John Blackwell** ranks 9th in the B1G, making 43-of-52 attempts (82.7%) at the line.
- Wisconsin is 74-18 under head coach **Greg Gard** when attempting at least 20 free throws.
 - UW is 108-42 under Gard when making at least 70% of its free throws (10-1 this season).
- UW is 6-0 this season when attempting at least 25 free throws in a game.
- Wisconsin has been perfect at the free throw line in 2 games this season: 12-for-12 FT at Providence, 14-for-14 FT at Michigan State

EXPERIENCE GOOD FOR BUCKY

"This should be closer to the type of Wisconsin team we've come to know. Steven Crowl, Chucky Hepburn, Tyler Wahl, Connor Essegian and Max Klesmit feel like a top-five Big Ten quintet."
- Matt Norlander, CBS Sports

- UW returns all five starters from last season in **Chucky Hepburn, Connor Essegian, Max Klesmit, Tyler Wahl** and **Steven Crowl**.
- Wisconsin entered the year with 4 players within striking distance of reaching 1,000 career points:
 - **Wahl - 1,156 points in 142 games**
 - **Klesmit - 1,036 points in 99 games**
 - Crowl - 910 points in 96 games
 - Hepburn - 826 points in 84 games
- UW returns 92% of its scoring from last year, the most among major conference teams.
 - The Badgers also return 88.8% of rebounds (3rd most among power 5), 96.3% of as (1st), 98.1% of stls (1st) and 92.3% of blks (4th).
- When Greg Gard has a team that returns at least 3 starters, Wisconsin has averaged 21.8 wins (11.8 Big Ten) per season. UW was an NCAA tournament team 4 of the 5 instances:

Gard When Returning at Least Three Starters

Year	Overall	Conf.	Postseason
2022-23	20-15	9-11	NIT Semifinals
2020-21	18-13	10-10	NCAA 2nd Round
2019-20	21-10	14-6	Canceled (COVID)
2018-19	23-11	14-6	NCAA 1st Round
2016-17	27-10	12-6	NCAA Sweet 16
TOTAL:	109-59 (.649)	59-39 (.602)	

2023-24 BIG TEN STANDINGS

Team	Conf.	Overall
Wisconsin (#11)	5-0	13-3
Purdue (#2)	4-2	15-2
Indiana	4-2	12-5
Illinois (#14)	3-2	12-4
Minnesota	3-2	12-4
Northwestern	3-2	12-4
Nebraska	3-3	13-4
Maryland	3-3	11-6
Ohio State	2-3	12-4
Iowa	2-3	10-6
Michigan State	2-4	10-7
Penn State	2-4	8-9
Rutgers	1-4	9-7
Michigan	1-4	6-10

RECORDS THROUGH JAN. 14, 2024

AP TOP 25 (WEEK 11 - 1/15/24)

Team	Record	Points
1 UConn (39)	15-2	1542
2 Purdue (20)	15-2	1506
3 Kansas (3)	14-2	1426
4 North Carolina (1)	13-3	1407
5 Houston	14-2	1236
6 Tennessee	12-4	1147
7 Duke	13-3	1130
8 Kentucky	12-3	1123
9 Baylor	14-2	1055
10 Memphis	15-2	987
11 Wisconsin	13-3	918
12 Arizona	12-4	918
13 Auburn	14-2	905
14 Illinois	12-4	660
15 Oklahoma	13-3	633
16 Utah State	16-1	538
17 Marquette	11-5	516
18 Creighton	13-4	433
19 TCU	13-3	293
20 BYU	13-3	270
21 Dayton	13-2	261
22 Ole Miss	15-1	236
23 Florida Atlantic	13-4	221
24 Iowa State	13-3	195
25 Texas Tech	14-2	191

Others receiving votes:

Colorado St. 169, San Diego St. 153, Seton Hall 89, Alabama 60, Grand Canyon 49, Clemson 38, Boise St. 22, Nevada 22, Texas 20, Oregon 17, St. John's 15, New Mexico 14, NC State 8, Princeton 5, Gonzaga 5, Utah 3, Mississippi St. 3, South Carolina 2, Villanova 2, McNeese St. 1, James Madison 1.

QUICK FACTS

University of Wisconsin
Madison, WI 53711



Founded	1848
Enrollment	50,662
Nickname	Badgers
School Colors	Cardinal and White
Affiliation	NCAA Division I
Conference	Big Ten
Chancellor	Jennifer Mnookin
Director of Athletics	Chris McIntosh
Website	UWBadgers.com
X/Twitter	@BadgerMBB
Instagram	badgermbb
Facebook	/WisconsinMensBasketball

HEAD COACH - GREG GARD

Seasons	9th at Wisconsin / 9th overall
Overall Record	177-96 (.648)
Record at Wisconsin	Same
Big Ten Record	98-61 (.616)
NCAA Tourn. Record	6-5 (.556)
	5 Appearances

KOHL CENTER

Opened	Jan. 17, 1998
Capacity	17,287
Student Section	AreaRED
Record at Kohl Center	355-68 (.839)
Gard record at Kohl Center	104-31 (.770)

ALL-TIME RECORD

126th season of Wisconsin Basketball
Years: 1898 to present
Overall Record: 1,713-1,260-1 (.576)
NCAA Tournament Record: 40-25 (.615)
Big Ten Tournament Record: 26-22 (.542)

BIG TEN CHAMPIONSHIPS (20)

Titles: 1907, 1908, 1912, 1913, 1914, 1916, 1918, 1921, 1923, 1924, 1929, 1935, 1941, 1947, 2002, 2003, 2008, 2015, 2020, 2022

BIG TEN TOURNAMENT TITLES (3)

Titles: 2004, 2008, 2015

NCAA TOURNAMENT HISTORY

Appearances (26): 1941, 1947, 1994, 1997, 1999, 2000, 2001, 2002, 2003, 2004, 2005, 2006, 2007, 2008, 2009, 2010, 2011, 2012, 2013, 2014, 2015, 2016, 2017, 2019, 2021, 2022

National Championship: 1941

Final Four (4): 1941, 2000, 2014, 2015

Elite Eight (6): 1941, 1947, 2000, 2005, 2014, 2015

Sweet 16 (11): 1941, 2000, 2003, 2005, 2008, 2011, 2012, 2014, 2015, 2016, 2017

ROAD WARRIORS

B1G wins already this season at Michigan State and Ohio State marked the latest in a number of big road wins under head coach Greg Gard.

- In 9 seasons under Gard, Wisconsin has gone 49-44 (.527) overall on the road.
 - Those 49 road wins trail only Villanova (60), Virginia (57), Kansas (56), Arizona (51) and North Carolina (50) among major conference teams.
- Over the last three seasons, UW is 17-10 in true road games, joining UCLA (18), Miami (17) and Arizona (17) as the only major conference teams with at least 17 road wins since 2021-22.
- Dating back to last season, Wisconsin has won each of its last 3 Big Ten road games.
- Wisconsin has gone 43-35 (.551) on the road in Big Ten play during the Gard era. The Badgers trail only Purdue for highest conference road win percentage over that span:

Best Win Pct. in B1G Road Games (Since 2015-16)

Team	Pct.	W-L
1. Purdue	.550	44-36
2. Wisconsin	.551	43-35
3. Michigan State	.494	39-40
4. Michigan	.474	37-41

- Gard is also 6th overall among active "major conference" coaches in the nation (min. 70 games) during that span.

Best Win Pct. in Conf. Road Games, Active Major Conf. Coaches, Since 2015-16 (min. 70 games)

Coach (School)	Pct.	Record
Tony Bennett (Virginia)	.641	50-28
Bill Self (Kansas)	.622	46-28
Scott Drew (Baylor)	.611	44-28
John Calipari (Kentucky)	.595	44-30
Greg Gard (Wisconsin)	.551	43-35
Matt Painter (Purdue)	.550	44-36
Dana Altman (Oregon)	.539	41-35
Greg McDermott (Creighton)	.513	40-38
Tom Izzo (Michigan State)	.500	39-39

- Earlier this season with a win Michigan State, Wisconsin became just the third Big Ten team to win 3 straight at the Breslin Center, joining Purdue (4 in a row from 1993-98) and Michigan (3 in a row from 1992-94).
 - UW became the only visiting team to ever win 3 straight games over Tom Izzo-led Spartans at the Breslin Center (2020, 2022, 2023).

WALL-TO-'WAHL' PLAYER

"Tyler Wahl has become one of the tougher matchups in the Big Ten. He's experienced, he can play all around the court, and he can score in a variety of ways." - Andy Katz, Big Ten Network

- A two-time Big Ten champion, **Tyler Wahl** (142 games, 101 starts) has developed into one of the Big Ten's most versatile players.
- Prior to this season, Wahl was 1 of 20 players in the country named to the 2023 Julius Erving Small Forward of the Year Award watchlist.
- With UW off to a 5-0 start in Big Ten play, Wahl is averaging 13.2 points and 6.0 boards per game in conference play.

- Wahl's has scored in double figures 6 straight games, averaging 14.2 points (62.2% FG), plus 5.5 rebounds and 2.2 assists per game.
 - He's 28-39 (71.8%) on FTs during this stretch.
- Wahl ranks 2nd for UW in scoring (11.8 ppg), 2nd in rebounding (5.7 rpg), while also ranked 1st in blocks, plus 3rd in assists and steals.
- Tournament MVP of the Fort Myers Tip-Off, Wahl averaged 11.5 points and 8.0 rebounds per game in the two-game tournament.
- Versatility is key to what Wahl brings to the Badgers. Earlier this season, he became **just the 8th player in program history** with 1,000+ points, 500+ rebounds and 200+ assists.

All-Time Badgers with 1,000+ pts, 500+ reb, 200+ ast

Name (Years)	PTS	REB	AST
Alando Tucker (2002-07)	2,217	769	213
Michael Finley (1991-95)	2,147	648	371
Ethan Happ (2015-19)	2,130	1,217	423
Nigel Hayes (2013-17)	1,857	802	319
Brad Davison (2017-22)	1,827	557	343
Mike Wilkinson (2001-05)	1,532	856	222
Tyler Wahl (2019-Pres.)	1,156	696	228
Josh Gasser (2010-15)	1,075	575	284

- In his fifth year of eligibility, Wahl's name is all over Wisconsin's all-time participation lists:
 - Wahl's 142 games ranks 7th in school history.
 - Wahl has played in 97 wins, which ties Brian Butch for the 10th-most in school history.

REGULARS OF 'THE BIG DANCE'

While Wisconsin missed the NCAA tournament last season, it's been one of the most consistent programs to make "The Big Dance" over the past two and a half decades.

- Wisconsin is 1 of 5 schools to participate in 22 of last 24 NCAA tournaments, joining Kansas, Duke, Michigan State and Gonzaga.
- Under Gard, the Badgers have appeared in 5 NCAA tournaments reaching a pair of Sweet 16s. As the 2020 Big Ten champions, the Badgers also would have participated in the canceled 2020 Big Dance.

NCAA Tournament Appearances (last 24 championships, since 1999)

Team	Appearances
Kansas	24
Michigan State	24
Gonzaga	24
Duke	23
Wisconsin	22
Kentucky and Texas	21

- That stretch includes a run of 19 consecutive NCAA tournament appearances for Wisconsin (1999-2017), which ranks as the 6th-longest streak in NCAA history.
 - The only such streaks longer than Wisconsin are Kansas (33, active), North Carolina (27, 1975-01), Duke (24, 1996-19), Michigan State (25, active), Gonzaga (24, active).
 - The Badgers are 40-25 (.615) all-time in the NCAA tournament, advancing to 4 Final Fours and winning the 1941 NCAA title.

BIG THINGS FROM 'BIG STEVE'

The development of **Steven Crowl** has seen an upward trajectory during his career at Wisconsin. The junior big man averaged 0.7 points per game as a freshman, 8.8 ppg as a sophomore, and starred last year averaging 12.1 ppg and 6.9 rpg.

- This season, Crowl is a leading contributor for UW, ranking 3rd in scoring (11.7 ppg), 1st in rebounds (7.6 rpg) and 2nd in assists (2.3 apg).

Crowl's Year-Over-Year Comparison

	2021-22	2023-24	2023-24
PPG	8.8	12.1	11.7
FG Pct.	.496	.510	.574
2-Pt FG Pct.	.595	.582	.580
3 FG Pct.	.317	.307	.545
Reb. Per Game	4.4	6.9	7.6
O-Reb.Per Game	1.5	1.5	2.8
Assists Per Game	1.5	2.5	2.3

- Crowl's offensive efficiency and shot selection have been impressive. Per KenPom.com, Crowl ranks 3rd in the Big Ten with an effective field goal percentage of 62.3%.
 - Effective field goal percent (eFG%) differs from conventional FG% by taking into account the extra value of a made 3-pointer.
- Crowl has been selective and effective from beyond the arc, making 12-of-22 (.545) from 3.
- Crowl is a big reason why Wisconsin has won 12 of its last 13, averaging 12.3 points and 7.9 boards (2.8 o-reb) per game during that stretch.
 - He's shooting 59.6% FG, including 11-for-19 3FG.
- This year especially, Crowl has been attacking the glass and rebounded with regularity. He ranks 9th in the Big Ten grabbing 7.6 boards/game.
 - Crowl ranks 4th in the Big Ten in offensive rebounds (2.8 offensive rebounds/game).
 - 4+ offensive rebounds in 7 of 16 games.
- A skilled passer at his size, last season Crowl became Wisconsin's first 7-footer to average 2.5+ assists per game since National Player of the Year Frank Kaminsky (2.6 apg) in 2015.
- Crowl has recorded three double-doubles this season and has a total of 7 in his career.
 - Most recent: 14 pts, career-high 13 reb vs. Iowa
- Double-figure scoring 10 of 16 games this year.
 - UW is 33-9 when Crowl scores double figures.
- Crowl has led UW in scoring in 3 games this season. The Badgers are 3-0 in those games.
 - UW is 13-1 when Crowl is team's leading scorer.

JOHN 'JB' BLACKWELL

True freshman **John Blackwell** has earned himself early minutes in a veteran-laden rotation for UW.

- A 2x Big Ten Freshman of the Week honoree, Blackwell is the first Badger to be recognized multiple times since Brad Davison (2017-18).
- The Bloomfield Hills, Mich. native is averaging 8.6 ppg with double figures in 8 of 16 games.
 - Blackwell has led UW in scoring in 2 games.
- Blackwell ranks 4th among Big Ten freshmen in scoring so far this season:

Big Ten Freshmen Scoring Leaders (through Jan. 14)

Name	Team	PPG
1. Owen Freeman	Iowa	11.1
2. Cam Christie	Minnesota	10.4
3. Mackenzie Mgbako	Indiana	10.2
4. John Blackwell	Wisconsin	8.6
5. DeShawn Harris-Smith	Maryland	7.8

- Blackwell leads the Big Ten and ranks 2nd in the nation in scoring among major conference freshmen with 0 starts:

Highest scoring avg. "major conf." freshmen with 0 starts

Name	Team	PPG
1. Josh Hubbard	Mississippi State	15.1
2. John Blackwell	Wisconsin	8.6
3. Alex Condon	Florida	8.4
4. Jizzle James	Cincinnati	8.1

- Blackwell is looking to become just the sixth Badger over the last 25 years (since 1998) to average double figures in a freshman season:

Most Points Wisconsin Freshman (Since 1998)

Name	PPG	Season
1. Ethan Happ	12.4	2015-16
2. Devin Harris	12.3	2001-02
3. Brad Davison	12.1	2017-18
4. Alando Tucker	12.0	2002-03
5. Connor Essegian	11.7	2022-23

- Getting to the free throw line with regularity, Blackwell is 43-for-52 (.827) at the stripe this season, which ranks 9th in the Big Ten.
- Blackwell is also effective on the glass, ranked 3rd for UW grabbing 3.6 rebounds per game.
- Blackwell played a big role in UW winning the 2023 Fort Myers Tip-Off, averaging 10.0 ppg and 6.5 rpg in the two-game tournament.

BADGERS SIGN TWO IN 2024

Wisconsin men's basketball head coach Greg Gard announced that high school seniors Daniel Freitag and Jack Robison have each signed a national letter of intent to attend the University of Wisconsin.

"We're excited to welcome both Daniel and Jack to our Wisconsin basketball family," Gard said. "Both are standout student-athletes who embody what our program is about. They identified early in the process that Wisconsin was where they wanted to be, and they never wavered. Each of them will be an excellent fit for our program, and we look forward to helping them achieve their goals at Wisconsin."

DANIEL FREITAG | 4' | GUARD | MINN.

Daniel Freitag (pronounced FREE-tag) is a four-star prospect from Bloomington, Minnesota, ranked as the ninth-best point guard in the nation for the 2024 class, according to 247Sports. The 6-foot-3 guard is UW's highest-ranked point guard prospect in school history. Freitag averaged 28.8 points, 9.9 rebounds and 4.1 assists per game as a junior at Jefferson High School. He was named the Metro West Conference Player of the Year, while earning all-conference honors. He became Jefferson's all-time leading scorer in just three years.

A standout two-sport athlete, Freitag was also rated as the top football player in Minnesota as a junior. The playmaking four-star wide receiver and safety caught 37 passes for 501 yards and five touchdowns his junior season, while adding 505 yards rushing with five more touchdowns. Freitag earned all-district honors and was named the Metro West conference player of the year.

JACK ROBISON | 3' | WING | MINN.

Jack Robison (pronounced ROB-ih-son) is a three-star wing from Lakeville, Minnesota. The fourth player from Lakeville North High School to commit to play for Wisconsin and Coach Gard, he follows in the path of a growing line that includes current Badgers Tyler Wahl and Nolan Winter (teammate of Robison at Lakeville North), and former UW forward Nate Reuvers. As a junior at Lakeville North, Robison earned all-conference honors averaging 16 points, six rebounds and four assists per game to help lead his team to third in state. His sophomore season, Robison averaged 16.8 points per game. A versatile player at 6-foot-6, Robison is known for his shooting ability, but is also a skilled athlete that utilizes his length to makes plays on both ends of the floor. His multi-dimensional skill set allows him to play shooting guard, small forward, and in some instances a stretch forward.

WISCONSIN BASKETBALL RECORD BOOK WATCH

INDIVIDUAL CAREER

POINTS

25.	1,223	Kammron Taylor	2004-07
26.	1,215	Joe Franklin	1966-68
27.	1,200	Dale Koehler	1973-76
28.	1,180	Dick Cable	1952-55
29.	1,171	Joe Chnelich	1977-80
30.	1,170	Jason Bohannon	2007-10
31.	1,169	Don Rehfeldt	1945-50
32.	1,165	Leon Howard	1971-73
33.	1,156	Tyler Wahl	2020-Present
	1,156	Scott Roth	1982-85
35.	1,148	Ben Brust	2011-14
36.	1,147	James Johnson	1967-69
37.	1,115	Brian Butch	2005-08
38.	1,114	Marcus Landry	2006-09
39.	1,084	Ken Siebel	1961-63
40.	1,078	Nate Reuvers	2017-21
41.	1,077	Tim Locum	1988-91
42.	1,075	Josh Gasser	2011-15
43.	1,066	Larry Petty	1978-81
	1,066	Mark Vershaw	1998-01
45.	1,064	Chuck Nagle	1967-69
46.	1,057	Sean Daugherty	1995-98
47.	1,021	J.J. Weber	1984-87
48.	1,015	Willie Simms	1988-91
--	910	Steven Crowl	2021-Present
--	826	Chucky Hepburn	2022-Present

FIELD GOAL PERCENTAGE

1.	.573	Patrick Tompkins (306-534)	1988-91
2.	.557	Andy Kowske (359-645)	1998-01
3.	.554	Rashard Griffith (294-531)	1994-95
4.	.545	Willie Simms (391-717)	1988-91
5.	.544	Ethan Happ (880-1618)	2016-19
6.	.535	Danny Jones (723-1351)	1987-90
7.	.527	J.J. Weber (405-768)	1984-87
8.	.522	Frank Kaminsky (529-1013)	2012-15
9.	.516	Steven Crowl (361-699)	2021-Present
10.	.512	Joe Chnelich (465-908)	1977-80
12.	.494	Sam Dekker (499-1011)	2013-15

3-POINT FIELD GOALS

10.	187	Devin Harris	2002-04
11.	180	Jordan Taylor	2009-12
12.	175	Trévon Hughes	2007-10
13.	167	Tracy Webster	1992-94
14.	166	Sean Mason	1995-99
15.	163	Kammron Taylor	2004-07
16.	162	Andy Kilbride	1992-95
17.	157	Josh Gasser	2011-15
18.	142	Sam Dekker	2013-15
19.	140	Brevin Pritzl	2016-20
20.	121	Chucky Hepburn	2022-Present

REBOUNDS

1.	1,217	Ethan Happ	2016-19
2.	904	Claude Gregory	1978-81
3.	858	Joe Franklin	1966-68
4.	856	Mike Wilkinson	2002-05
5.	841	Joe Chnelich	1977-80
6.	806	Kim Hughes	1972-74
7.	802	Nigel Hayes	2014-17
8.	769	Alando Tucker	2003-07
9.	756	Joe Krabbenhoft	2006-09
10.	718	Larry Petty	1978-81
11.	696	Tyler Wahl	2020-Present
12.	680	Dale Koehler	1973-76
13.	679	Ryan Evans	2010-13
14.	667	Brian Butch	2005-08
15.	666	Frank Kaminsky	2012-15

OFFENSIVE REBOUNDS

1.	360	Ethan Happ	2016-19
2.	314	Alando Tucker	2003-07
3.	311	Mike Wilkinson	2002-05
4.	270	Nigel Hayes	2014-17
5.	240	Andy Kowske	1998-01
6.	231	Joe Krabbenhoft	2006-09
7.	227	Sean Daugherty	1995-98
8.	222	Brian Butch	2005-08
9.	207	Tyler Wahl	2020-Present
10.	205	Ethan Happ	2016-17
	205	Michael Finley	1992-95

ASSIST-TO-TURNOVER RATIO

1.	3.01 (464-154)	Jordan Taylor	2009-12
2.	2.57 (344-134)	Mike Kelley	1998-01
3.	2.25 (284-126)	Josh Gasser	2011-15
4.	2.17 (239-110)	Chucky Hepburn	2022-Pres.
5.	2.11 (430-204)	D'Mitrik Trice	2017-21
6.	2.08 (250-120)	Travon Davis	1999-02
7.	2.03 (388-191)	Mike Heineman	1984-87
8.	1.95 (343-176)	Brad Davison	2018-22
9.	1.92 (296-154)	Bronson Koenig	2014-17
10.	1.90 (501-263)	Tracy Webster	1992-94

STEALS

1.	275	Mike Kelley	1998-01
2.	217	Ethan Happ	2016-19
3.	183	Tracy Webster	1992-94
4.	177	Trévon Hughes	2007-10
5.	171	Michael Flowers	2005-08
6.	169	Mike Wilkinson	2002-05
7.	168	Michael Finley	1992-95
8.	164	Devin Harris	2002-04
9.	160	Brad Davison	2018-22
10.	151	Trent Jackson	1986-89
11.	139	Tyler Wahl	2020-Present
12.	133	Hennsy Auriantal	1996-99
	133	Nigel Hayes	2014-17
14.	131	Claude Gregory	1978-81
15.	120	Chucky Hepburn	2022-Present
16.	113	Wes Matthews	1978-80
17.	111	Ty Calderwood	1997-99

BLOCKS

10.	96	Greg Stiemsma	2005-08
11.	95	J.J. Weber	1984-87
12.	92	Louis Ely	1991-93
13.	86	Andy Kowske	1998-01
14.	85	Jon Leuer	2008-11
15.	83	Ryan Evans	2010-13
	83	Khalil Iverson	2016-19
17.	78	Michael Finley	1992-95
18.	77	Keaton Nankivil	2008-11
19.	76	Brian Butch	2005-08
20.	74	Tyler Wahl	2020-Present
21.	71	Sam Okey	1996-98

WINS (PLAYED IN)

1.	117	Josh Gasser	2011-15
2.	115	Nigel Hayes	2014-17
3.	114	Frank Kaminsky	2012-15
	114	Bronson Koenig	2014-17
5.	101*	Brad Davison	2018-22
6.	100	Joe Krabbenhoft	2006-09
7.	99	Alando Tucker	2003-07
	99	Trévon Hughes	2007-10
9.	98	Ryan Evans	2010-13
10.	97	Brian Butch	2005-08
97	Tyler Wahl	2020-Present	

GAMES STARTED

1.	157	Brad Davison	2018-22
2.	144	Josh Gasser	2011-15
3.	139	Ethan Happ	2016-19
4.	126	Alando Tucker	2003-07
5.	116	Mike Kelley	1998-01
6.	112	Rick Olson	1983-86
	112	Michael Finley	1992-95
	112	Nigel Hayes	2014-17
9.	109	Andy Kowske	1998-01
	109	Danny Jones	1987-90
--	101	Tyler Wahl	2020-Present

GAMES PLAYED

1.	161	Brad Davison	2017-present
2.	150	Nigel Hayes	2014-17
3.	148	Josh Gasser	2011-15
	148	Bronson Koenig	2014-17
5.	144	Frank Kaminsky	2012-15
6.	143	D'Mitrik Trice	2018-21
7.	142	Tyler Wahl	2020-Present
8.	139	Ethan Happ	2016-19

MINUTES PLAYED

10.	3,950	Jordan Taylor	2009-12
11.	3,945	Michael Finley	1992-95
12.	3,759	Jason Bohannon	2007-10
13.	3,712	Mike Kelley	1998-01
14.	3,661	Tyler Wahl	2020-Present
15.	3,623	Danny Jones	1987-90
16.	3,466	Mark Vershaw	1998-01

COACHING WINS, OVERALL

1.	364-130 (.737)	Bo Ryan (2002-15)
2.	265-267 (.498)	Harold Foster (1935-59)
3.	246-99 (.712)	Walter Meanwell (1912-17, '21-34)
4.	177-96 (.648)	Greg Gard (2016-present)
5.	128-165 (.437)	Steve Yoder (1983-92)
6.	100-114 (.467)	John Erickson (1960-68)
7.	94-68 (.580)	Dick Bennett (1996-00)

COACHING WINS, BIG TEN

1.	172-68 (.717)	Bo Ryan (2002-15)
2.	158-80 (.660)	Walter Meanwell (1912-17, '21-34)
3.	143-182 (.440)	Harold Foster (1935-59)
4.	98-61 (.616)	Greg Gard (2016-present)
5.	52-74 (.413)	John Erickson (1960-68)

BIG TEN RECORDS – CAREER

BIG TEN WINS

20.	120-72 (.625)	Johnny Orr, MICH	1969-80
21.	103-100 (.507)	L.J. Cooke, MINN	1897-24
22.	103-116 (.470)	Dave MacMillan, MINN	1928-42, '46-48
23.	98-61 (.616)	Greg Gard, WIS	2016-present
	98-64 (.605)	Bill Frieder, MICH	1981-89
25.	96-72 (.571)	Everett Dean, IND	1925-38
	96-84 (.533)	Eldon Miller, OSU	1977-86

BIG TEN WIN PERCENTAGE

1.	172-68 (.717)	Bo Ryan, WIS	2002-Present
2.	353-151 (.700)	Bob Knight, IND	1972-2000
3.	228-105 (.685)	Ward Lambert, PUR	1917, '19-45
4.	334-164 (.671)	Tom Izzo, MSU	1995-Present
5.	158-80 (.660)	Walter Meanwell, WIS	1912-17, '21-34
6.	150-78 (.658)	Thad Matta, OSU	2005-17
7.	210-116 (.644)	Branch McCracken, IND	1939-43, '47-65
8.	213-122 (.636)	Matt Painter, PUR	2005-Present
9.	174-104 (.626)	Harry Combes, ILL	1948-67
10.	120-72 (.625)	Johnny Orr, MICH	1969-80
11.	98-61 (.616)	Greg Gard, WIS	2016-present
12.	265-169 (.611)	Gene Keady, PUR	1981-2005
13.	158-102 (.608)	Fred Taylor, OSU	1959-76

BIG KOHL CENTER WINS

Most memorable home wins since opening in 1998:

Jan. 17, 1998 - UW 56, Northwestern 33
First-ever game in the Kohl Center

Dec. 1, 2001 - UW 70, UW-Green Bay 57
Bo Ryan's first victory at the Kohl Center

Dec. 22, 2001 - UW 86, #14 MU 63
Kirk Penney scores 33 points in UW's first win over a ranked team under Bo Ryan

Jan. 5, 2002 - UW 72, #7 Illinois 66
Ryan's first win over a top-10 team at UW

Feb. 27, 2002 - UW 74, Michigan 54
UW clinches share of first Big Ten title since '47

Dec. 7, 2002 - UW 91, UNLV 74
UW begins school-record 38-game home win streak - Alando Tucker 24 points, 18 rebounds

March 5, 2003 - UW 60, #14 Illinois 59
Devin Harris makes 1-of-2 FTs with 0.4 seconds left to clinch outright Big Ten title

Dec. 23, 2004 - UW 85, UNC Green. 53
UW wins school-record 34th-straight home game

Jan. 16, 2005 - UW 62, #15 Mich. St. 59
Wisconsin overcomes 8-point deficit with 1:58 remaining to win its 38th-straight home game

March 1, 2005 - UW 62, Indiana 60
Alando Tucker scores putback as time expires

Feb. 15, 2006 - UW 78, #12 Ohio St. 73
UW overcomes a nine-point halftime deficit to beat No. 12 Ohio State

Dec. 16, 2006 - UW 89, #2 Pitt 75
Alando Tucker and Brian Butch combine for 59 pts

Jan. 9, 2007 - UW 72, #5 Ohio St. 69
Badgers win the first matchup in school history of top-five teams

March 3, 2007 - UW 52, Michigan St. 50
Kammron Taylor wins it on 3FG with 3.9 seconds left

Dec. 2, 2009 - UW 73, #6 Duke 69
Trevon Hughes scores 26 as UW's win clinches Big Ten's first Big Ten/ACC title

Jan. 9, 2010 - UW 73, #4 Purdue 66
Jordan Taylor (23) and Jason Bohannon (20) help end Purdue's undefeated season

Feb. 2, 2010 - UW 67, #5 Michigan State 49
Badgers end MSU's 9-0 Big Ten start

Feb. 12, 2011 - UW 71, #1 Ohio State 67
Stopped OSU's 24-0 start and UW's first win over AP No. 1 since 1962

Feb. 9, 2013 - UW 65, #2 Michigan 62 (OT)
Ben Brust's half-court buzzer-beater sends game to overtime where UW wins

Nov. 19, 2013 - UW 103, North Dakota 85
UW's first 100-point game since '95, Frank Kaminsky scores UW record 43 points

Feb. 9, 2014 - UW 60, #8 Michigan State 58
Treavon Jackson hits game-winning jumper with 2.1 seconds left in Bo Ryan's 150th Big Ten win

March 1, 2015 - #6 UW 68, Michigan State 61
UW claims Big Ten title as Frank Kaminsky scores 31

Dec. 23, 2015 - UW 84, Green Bay 79
Greg Gard's first win as interim head coach

Jan. 17, 2016 - UW 77, #4 Michigan State 76
Gard's first ranked win, Koenig/Hayes total 52 pts

Feb. 15, 2018 - UW 57, #6 Purdue 53
Ethan Happ tallies 21 pts and 12 reb as Badgers raise Frank Kaminsky's No. 44 into rafters

Jan. 19, 2019 - UW 64, #2 Michigan 54
UW knocks off 17-0 Michigan behind 26 points, 10 rebounds and 7 assists from Ethan Happ

Feb. 1, 2020 - UW 64, #14 Michigan State 63
UW wins first game over MSU since 2016

Dec. 19, 2020 - UW 85, #23 Louisville 48
UW's largest-ever win over a top-25 team

March 1, 2022 - #10 UW 70, #8 Purdue 67
Chucky Hepburn's 3FG with 1.5 seconds left clinches Big Ten regular season championship

Dec. 2, 2023 - UW 75, #3 Marquette 64
Max Klesmit scores 21 points (five 3s), all in the first half



THE KOHL CENTER

The 2023-24 season marks the 26th year of Wisconsin men's basketball at the Kohl Center, which officially opened on Jan. 17, 1998. The Kohl Center was completed for a cost of \$76.4 million and has turned into one of the greatest home court advantages in all of college basketball.

- Wisconsin is 355-68 (.839) all-time at the Kohl Center, the 11th-best win % of any active NCAA Division I venue.
- UW is 178-52 (.774) vs. the Big Ten at the Kohl Center.
- Wisconsin has a strong track record in matchups played at the Kohl Center against unranked non-conference opponents, posting a 45-3 record under head coach Greg Gard in those contests.
- Excluding the 2020-21 season in which fans were not allowed to attend, Wisconsin has led the Big Ten in attendance in 5 of the last 6 seasons and 15 of the last 20 years. UW has finished among the nation's top 7 in attendance 21 of the last 22 years.

NCAA'S TOUGHEST VENUES

Since the Kohl Center opened in 1998, Wisconsin has been nearly unbeatable on its home floor. In fact, among active venues, Wisconsin owns one of the nation's top home records.

Team	Record	Pct.
1. Gonzaga (McCarthy Center)	274-17	.942
2. Kentucky (Rupp Arena)	654-82	.889
3. Kansas (Allen Fieldhouse)	853-117	.879
Belmont (Curb Events Center)	239-33	.879
5. Michigan State (Breslin Center)	466-72	.866
6. UCLA (Pauley Pavilion)	798-129	.861
7. Duke (Cameron Indoor Stadium)	954-172	.847
UConn (Gampel Pavilion)	233-42	.847
9. North Carolina (Dean E. Smith Center)	469-86	.845
10. Arizona (McKale Center)	644-120	.843
11. Wisconsin (Kohl Center)	354-68	.839
12. Purdue (Mackey Arena)	698-147	.826
13. Indiana (Assembly Hall)	619-133	.823
14. Virginia (John Paul Jones Arena)	240-54	.816
15. BYU (Marriott Center)	620-149	.806

(records through games played Jan. 7, 2024)

QUICK FACTS

- **Opened:** Jan. 17, 1998
- **Original cost:** \$76.4 Million
- **Student Section:** AreaRED
- **Building:** Named for U.S. Sen. Herb Kohl (D-Wisconsin), a 1956 graduate of UW-Madison, who donated \$25 million to the project.
- **Court:** Named for All-Big Ten player Albert "Ab" Nicholas (1950-52) and his wife, Nancy, who pledged \$10 million toward the original project.
- **All-Time record:** 355-68 (.839)
- **Big Ten record:** 178-52 (.774)
- **Record vs. Top-25:** 56-30 (.651)
- **Record under Gard:** 104-31 (.770)

17,071

The third-largest arena in the Big Ten Conference, the Kohl Center seats 17,071 for men's basketball. That includes the second-largest student section in the Big Ten of around 2,300.

26

UW is currently enjoying its 26th season of men's basketball at the Kohl Center, which opened in 1998.

6

Wisconsin has won 6 Big Ten regular season championships during the Kohl Center era, winning in 2002, 2003, 2008, 2015, 2020 and 2022.

3

Three retired jerseys hang in the Kohl Center rafters: #8 Ab Nicholas (1950-52), #24 Michael Finley (1992-95) and #44 Frank Kaminsky (2012-15).

HEAD COACH GREG GARD

■ TWO-TIME BIG TEN COACH OF THE YEAR

A coaching veteran of more than 30 years, Greg Gard finished his eighth season leading the Wisconsin men's basketball program in 2022-23 and has proven himself to be one of the best head coaches in the Big Ten. A finalist for Naismith National Coach of the Year, Gard guided the Badgers to the 2022 Big Ten regular season championship, marking the team's second title in the last three seasons, earning Big Ten Coach of the Year honors in both 2020 and 2022.

Wisconsin's incredible postseason success hasn't wavered on Gard's watch either, qualifying for the NCAA tournament in six of his eight seasons (Big Ten automatic qualifier status in canceled 2020 Big Dance, due to COVID pandemic). Most recently in 2021-22, Gard led the Badgers to a No. 3 seed in the NCAA tournament and a first-round win over Colgate, advancing UW to the second round of the NCAA tournament for the sixth time in its last seven trips to The Big Dance.

In his first eight seasons as head coach, Gard posted a record of 164-93 (.638), owning the third-highest win percentage in school history, behind only Hall of Famers Bo Ryan (.737) and Walter Meanwell (.712). Gard has guided the Badgers to a conference record of 93-61, and his .604 conference win percentage is the eighth-best among Big Ten coaches of the last 40 years (since 1980).

Gard is coming off of arguably his most impressive coaching job in 2021-22. Picked to finish preseason 10th in the Big Ten, UW went 25-8 overall and 15-5 in league play, claiming a share of the Big Ten regular season title for the second time in the past three seasons. Gard was named Big Ten Coach of the Year for the second time in his career. Sophomore guard Johnny Davis garnered consensus first-team All-

America honors and won Lute Olson National Player of the Year, the Jerry West Award and Big Ten Player of the Year.

Gard's leadership during the 2019-20 season is among his best. After opening 5-5 in the Big Ten, Wisconsin won nine of its last 10 games, including its final eight games of the season to win a share of the 2020 conference championship and claim the No. 1 seed for the later canceled Big Ten tournament.

In his inaugural season as head coach, Gard led the Badgers to the 2016 NCAA Tournament Sweet 16, becoming just the second-ever first-year coach to win the Jim Phelan National Coach of the Year award. He followed that up by leading UW to the fifth-highest single-season win total in school history (27-10) and making a second-consecutive visit to the Sweet 16.

Gard's Badgers followed that up with a 12-6 conference campaign in 2017, finishing second in the Big Ten. UW capped off its 27-win season by knocking off the nation's No. 1 team Villanova, 65-62, to advance to the Sweet 16.

Long considered one of the top assistant coaches in the game, Gard served as an assistant at Wisconsin for 14-plus seasons. During that time he helped guide the Badgers to back-to-back Final Fours in 2014 and 2015, and in 2015 UW reached its first national championship game since 1941.

Prior to coming to Wisconsin in 2001, Gard spent two seasons as Bo Ryan's assistant at UW-Milwaukee (2000-01) and six seasons as an assistant to Ryan at UW-Platteville (1993-99). During Gard's years on the Pioneer staff, UW-Platteville went 161-13 (.925) and won three NCAA Division III national titles.

Gard and his wife, Michelle, have two daughters, Mackenzie and Peyton and their son, Isaac, is a freshman on the Badgers men's basketball team.



THE GARD FILE

- Career Record (9th Season): 177-96 (.648)
 - Record at Wisconsin (9th Season): Same
 - Big Ten Record (9th Season): 98-61 (.616)
 - NCAA Tournament Appearances/Record: 5 / 6-5
 - Hometown: Cobb, Wis.
 - Alma Mater: UW-Platteville, 1995 (Physical & Health Ed) Master's Degree: UW-Platteville, 2007 (Counselor Ed)
 - Family: Wife Michelle; Children Mackenzie, Isaac, Peyton

COACHING EXPERIENCE

Position	School	Years
Assistant Coach	Southwestern (Wis.) HS	1990-93
Assistant Coach	Platteville (Wis.) HS	1993-94
Assistant Coach	UW-Platteville	1993-99
Assistant Coach	UW-Milwaukee	1999-01
Assoc. Head Coach	Wisconsin	2001-15
Head Coach	Wisconsin	2015-Present

CAREER HIGHLIGHTS

Date	Highlight
Dec. 15, 2015	Assumed role of interim head coach upon the retirement of Bo Ryan
Dec. 23, 2015	First career win, 84-79, vs. Green Bay
Jan. 2, 2016	First Big Ten win, 79-57, vs. Rutgers
Jan. 17, 2016	First ranked win, 77-76, vs. #4 MSU
Feb. 13, 2016	First road win over ranked team, 70-57, at #2 Maryland
March 7, 2016	Officially named UW head coach
March 18, 2016	First NCAA tournament win, 47-43, vs. 10th-seeded Pittsburgh
April 4, 2016	Jim Phelan National Coach of the Year
March 18, 2017	UW knocks off No. 1 overall seeded Villanova in NCAA second round
Feb. 15, 2018	UW tallied sixth top-10 win in 3 seasons under Gard (#6 PUR, 57-53)
Jan. 19, 2019	UW earned 4th win vs. top-5 team under Gard (#2 MICH, 64-54)
Jan. 3, 2020	UW won at #5 Ohio State, 61-47
March 7, 2020	Led UW to Big Ten title (60-56 W at IND)
March 9, 2020	Named 2020 Big Ten Coach of the Year
Dec. 25, 2020	UW wins at MSU first time since 2004
Nov. 24, 2021	UW wins first Maui Invitational tournament title in school history
Jan. 3, 2022	UW wins at #3 Purdue, 74-69
March 1, 2022	Led UW to Big Ten title with 70-67 home win over #8 Purdue
March 8, 2022	2022 Big Ten Coach of the Year

Year	School	Record	Pct.	Conf.	Record	Place	Postseason
2015-16	Wisconsin	15-8	.652	Big Ten	12-6	T-3rd	NCAA Sweet 16
2016-17	Wisconsin	27-10	.730	Big Ten	12-6	T-2nd	NCAA Sweet 16
2017-18	Wisconsin	15-18	.455	Big Ten	7-11	9th	--
2018-19	Wisconsin	23-11	.676	Big Ten	14-6	4th	NCAA First Round
2019-20	Wisconsin	21-10	.677	Big Ten	14-6	T-1st	Postseason Cancelled
2020-21	Wisconsin	18-12	.600	Big Ten	10-10	--	NCAA 2nd Round
2021-22	Wisconsin	25-8	.758	Big Ten	15-5	T-1st	NCAA 2nd Round
2022-23	Wisconsin	20-15	.588	Big Ten	9-11	12th	NIT Semifinals
2023-24	Wisconsin	13-3	.813	Big Ten	5-0	--	--
Totals (9 seasons)		177-96	(.648)		98-61	(.616)	5 NCAA appearances

GARD vs. DIVISION I TEAMS

Team	Home	Away	Neut.	Total	Team	Home	Away	Neut.	Total
Arizona	0-0	0-1	0-0	0-1	Nicholls	1-0	0-0	0-0	1-0
Arkansas-Pine Bluff	1-0	0-0	0-0	1-0	North Carolina	0-0	0-0	1-1	1-1
Arkansas State	1-0	0-0	0-0	1-0	North Carolina State	1-0	0-1	0-0	1-1
Baylor	0-0	0-0	0-2	0-2	North Texas	0-0	0-0	0-1	0-1
Bradley	1-0	0-0	0-0	1-0	Northwestern	4-3	4-2	1-0	8-5
Central Arkansas	1-0	0-0	0-0	1-0	Notre Dame	0-0	0-0	0-1	0-1
Chicago State	3-0	0-0	0-0	3-0	Ohio State	4-2	4-2	0-1	8-5
Colgate	0-0	0-0	1-0	1-0	Oklahoma	1-0	0-0	1-0	2-0
Coppin State	1-0	0-0	0-0	1-0	Oregon	0-0	1-0	0-1	1-1
Creighton	0-0	0-1	0-0	0-1	Penn State	5-0	5-1	1-0	11-1
Dayton	0-0	0-0	1-0	1-0	Pittsburgh	0-0	0-0	1-0	1-0
Eastern Illinois	2-0	0-0	0-0	2-0	Prairie View A&M	1-0	0-0	0-0	1-0
Florida	0-0	0-0	0-1	0-1	Providence	0-1	0-1	0-0	0-2
Florida A&M	1-0	0-0	0-0	1-0	Purdue	3-3	1-5	0-0	4-8
Georgetown	0-0	0-0	1-0	1-0	Rhode Island	1-0	0-0	0-0	1-0
Georgia Tech	0-0	1-0	0-0	1-0	Rider	1-0	0-0	0-0	1-0
Grambling State	1-0	0-0	0-0	1-0	Richmond	0-0	0-0	0-1	0-1
Green Bay	7-0	0-0	0-0	7-0	Robert Morris	1-0	0-0	0-0	1-0
Houston	0-0	0-0	1-0	1-0	Rutgers	4-2	1-2	1-0	6-4
Houston Baptist	1-0	0-0	0-0	1-0	St. Francis Brooklyn	1-0	0-0	0-0	1-0
Idaho State	1-0	0-0	0-0	1-0	Saint Mary's	0-0	0-0	1-1	1-1
Illinois	3-3	4-3	0-0	7-6	Savannah State	1-0	0-0	0-0	1-0
Illinois State	1-0	0-0	0-0	1-0	SMU	0-0	0-0	1-0	1-0
Indiana	6-0	3-3	1-0	9-3	South Carolina State	1-0	0-0	0-0	1-0
Iowa	4-2	3-3	0-1	7-6	South Dakota	1-0	0-0	0-0	1-0
Iowa State	0-0	0-0	0-1	0-1	Stanford	0-0	0-0	2-0	2-0
Jacksonville State	1-0	0-0	0-0	1-0	Syracuse	1-0	0-0	0-0	1-0
Kansas	0-0	0-0	0-1	0-1	Temple	0-0	0-1	0-0	0-1
Lehigh	1-0	0-0	0-0	1-0	Tennessee	0-1	1-0	1-0	2-1
Liberty	1-0	0-0	0-0	1-0	Texas A&M	0-0	0-0	1-0	1-0
Louisville	1-0	0-0	0-0	1-0	UCLA	0-0	0-0	0-1	0-1
Loyola	1-0	0-0	0-0	1-0	USC	0-0	0-0	1-0	1-0
Marquette	4-1	1-2	0-0	5-3	Villanova	0-0	0-0	1-0	1-0
Maryland	4-2	3-3	1-0	8-5	Virginia	0-0	0-1	0-1	0-2
UMass Lowell	1-0	0-0	0-0	1-0	Virginia Tech	0-0	0-0	1-0	1-0
McNeese State	1-0	0-0	0-0	1-0	Wake Forest	0-1	0-0	0-0	0-1
Michigan	5-2	1-4	0-1	6-7	Western Illinois	1-0	0-0	0-0	1-0
Michigan State	2-4	3-4	0-3	5-11	Western Kentucky	1-0	0-1	0-0	1-1
Milwaukee	2-0	0-0	0-0	2-0	Western Michigan	1-0	0-0	0-0	1-0
Minnesota	6-1	5-1	0-0	11-2	Xavier	0-1	1-0	1-0	2-1
Nebraska	4-2	5-2	1-1	10-5	Yale	0-0	0-0	0-0	1-0
New Mexico	0-0	0-0	0-1	0-1	Total	104-31	49-44	24-21	177-96

2 | AJ STORR

Sophomore | Guard | 6-7 | 205
Rockford, Ill. | IMG Academy (FL)



X/Twitter: @storr_aj | Instagram: @theajstorr_

GET TO KNOW AJ

All-BIG EAST freshman selection AJ Storr begins his first season with Wisconsin after transferring from St. John's, where he became a key contributor in his first season with the Red Storm. The Rockford, Illinois, native played in all 33 games last season, averaging 8.8 points per game while shooting 40.4 percent (38-for-94) from 3-point range (led all BIG EAST freshmen). Storr started the final 17 games of the season, averaging 11.8 points per game and scoring in double figures 11 times during that stretch. He elevated his play in BIG EAST action by averaging 10.5 points in 20 league contests (12.0 ppg in 15 career BIG EAST starts).

HONORS

- 2023 BIG EAST All-Freshman Team

INDIVIDUAL BENCHMARKS

	SEASON	CAREER
GP/GS	16/16	49/33
10+ POINTS:	14	28
20+ POINTS:	3	5
3+ 3-PTERS MADE:	2	7
5+ REBOUNDS:	6	9
LED TEAM IN PTS:	5	10
LED TEAM IN 3FG:	4	13

MISCELLANEOUS STATISTICS

- Last 20+ pt game: 29 vs. Chicago State (12/22/23)
- Last 30+ pt game: --
- Last 10+ reb game: --
- Last double-double: --

TOP PERFORMANCES

- **vs Chicago State (12/22/23):** Scored a career high 29 points (11-18 FG, 3-5 3FG, 4-6 FT).
- **at Michigan State (12/5/23):** Scored a game-high 22 points, shooting 8-for-11 FG (4-6 3FG), plus 5 reb.
- **vs #9 Tennessee (11/10/23):** Scored a team-high 17 points, plus 2 assists and 1 rebound.
- **vs Arkansas St (11/6/23):** Made his Wisconsin debut posting 15 points, 2 rebounds, 1 block and 1 steal.
- **at Creighton (1/15/23):** Scored a then-career-high 23 points (9-16 FG, 3-5 3FG).
- **vs UConn (2/25/23):** Finished with 20 points against #18 UConn, the eventual national champs

SEASON HIGHS

POINTS: 29 vs. Chicago State (12/22/23)
FIELD GOALS: 11 vs. Chicago State (12/22/23)
FG ATTEMPTS: 20 vs. Tennessee (11/10/23)
3-POINT FGS: 4 at Michigan St (12/5/23)
3-POINT FGAS: 7 vs. Tennessee (11/10/23)
FREE THROWS: 6 at Providence (11/14/23)
FT ATTEMPTS: 6 (3x) MR vs. Northwestern (1/13/24)
REBOUNDS: 6 vs. Virginia (11/20/23)
ASSISTS: 3 vs. Nebraska (1/6/24)
BLOCKS: 1 (2x) MR vs. Iowa (1/2/24)
STEALS: 1 (9x) MR vs. Northwestern (1/13/24)
MINUTES: 33 vs. Tennessee (11/10/23)

CAREER HIGHS

POINTS: 29 vs. Chicago State (12/22/23)
FIELD GOALS: 11 vs. Chicago State (12/22/23)
FG ATTEMPTS: 20 vs. Tennessee (11/10/23)
3-POINT FGS: 4 (2x) MR at Michigan St (12/5/23)
3-POINT FGAS: 7 vs. Tennessee (11/10/23)
FREE THROWS: 6 (2x) MR at Providence (11/14/23)
FT ATTEMPTS: 8 (2x) MR vs. Butler (3/8/23)*
REBOUNDS: 7 (2x) MR at DePaul (2/14/23)*
ASSISTS: 5 vs. Georgetown (1/29/23)*
BLOCKS: 2 vs. Seton Hall (2/1/23)*
STEALS: 4 vs. Georgetown (1/29/23)*
MINUTES: 41 at DePaul (2/14/23)*

*recorded at St. John's

GAME-BY-GAME STATISTICS

#2 STORR, AJ

Opponent	Date	GS	MIN	Total		3-Pointers		Free throws		Rebounds				PF	A	TO	BLK	STL	PTS	AVG	
				FG-FGA	PCT	3FG-3FGA	PCT	FT-FTA	PCT	OFF	DEF	TOT	AVG								
Arkansas St.	11/06/2023	*	23:56	6-13	.462	0-2	.000	3-4	.750	0	2	2	2.0	2	2	0	1	1	15	15.0	
Tennessee	11/10/2023	*	33:05	7-20	.350	2-7	.286	1-2	.500	0	1	1	1.5	2	2	0	0	0	17	16.0	
at Providence	11/14/2023	*	29:42	7-17	.412	2-6	.333	6-6	1.000	1	4	5	2.7	1	1	3	0	0	22	18.0	
Robert Morris	11/17/2023	*	21:41	3-10	.300	0-2	.000	2-2	1.000	0	0	0	2.0	0	0	1	0	1	8	15.5	
vs Virginia	11/20/2023	*	21:12	2-6	.333	1-2	.500	2-2	1.000	2	4	6	2.8	0	2	2	0	1	7	13.8	
vs SMU	11/22/2023	*	18:39	5-11	.455	0-3	.000	1-1	1.000	1	1	2	2.7	0	1	0	0	1	11	13.3	
Western Ill.	11/27/2023	*	17:24	4-8	.500	1-4	.250	4-4	1.000	0	2	2	2.6	1	0	3	0	0	13	13.3	
Marquette	12/02/2023	*	30:16	5-14	.357	0-2	.000	3-3	1.000	2	3	5	2.9	1	0	2	0	0	13	13.3	
at Michigan St.	12/05/2023	*	29:05	8-11	.727	4-6	.667	2-2	1.000	0	5	5	3.1	1	0	3	0	1	22	14.2	
at Arizona	12/09/2023	*	24:51	4-13	.308	0-0	.000	2-3	.667	1	0	1	2.9	0	0	0	0	1	10	13.8	
Jacksonville St.	12/14/2023	*	26:33	4-8	.500	0-2	.000	5-5	1.000	1	2	3	2.9	0	0	1	0	0	13	13.7	
Chicago St.	12/22/2023	*	31:26	11-18	.611	3-5	.600	4-6	.667	1	1	2	2.8	0	1	1	0	1	29	15.0	
Iowa	01/02/2024	*	30:35	7-13	.538	1-6	.167	1-2	.500	0	2	2	2.8	1	1	2	1	0	16	15.1	
Nebraska	01/06/2024	*	19:59	3-8	.375	1-3	.333	3-5	.600	2	3	5	2.9	1	3	2	0	1	10	14.7	
at Ohio St.	01/10/2024	*	29:15	8-15	.533	1-3	.333	0-0	.000	0	3	3	2.9	2	1	1	0	0	17	14.9	
Northwestern	01/13/2024	*	27:37	4-11	.364	1-2	.500	5-6	.833	1	4	5	3.1	1	1	2	0	1	14	14.8	
Totals			16	415:17	88-196	.449	17-55	.309	44-53	.830	12	37	49	3.1	13	15	23	2	9	237	14.8

CAREER STATISTICS

STORR, Aj

SEASON	TEAM	GP-GS	MIN/AVG	Field Goals			3-Point			F-Throws		Rebounds				Scoring				
				FG-FGA	FG%	3FG-3FGA	3FG%	FT-FTA	FT%	OFF	DEF	TOT	AVG	PF-FO	A	TO	BLK	STL	PTS	AVG
2022-23	SJU	33-17	695/21.1	106-244	.434	38-94	.404	42-56	.750	10	54	64	1.9	54-0	27	36	6	13	292	8.8
2023-24	Wisc	16-16	415/26.0	88-196	.449	17-55	.309	44-53	.830	12	37	49	3.1	13-0	15	23	2	9	237	14.8
TOTAL FOR Wisc		16-16	415/26.0	88-196	.449	17-55	.309	44-53	.830	12	37	49	3.1	13-0	15	23	2	9	237	14.8
TOTAL		49-33	1111/22.7	194-440	.441	55-149	.369	86-109	.789	22	91	113	2.3	67-0	42	59	8	22	529	10.8

3 | CONNOR ESSEGIAN

Sophomore | Guard | 6-4 | 195
Fort Wayne, Ind. | Central Noble



X/Twitter: @CEssegian | Instagram: @connoressegian

INDIVIDUAL BENCHMARKS

Connor Essegian burst onto the scene in his first season at Wisconsin, playing in all 35 games (started final 19) averaging 11.7 points per game. The Fort Wayne, Indiana native became the eighth Badger to earn Big Ten All-Freshman Team honors. He became just the fifth Badger over the last 25 years to average double figures in their freshman season. The sharpshooter made 69 made 3-pointers on the season, breaking the school record for most 3-point field goals by a freshman. One of the most prolific prep scorers in Indiana basketball history, Essegian scored 2,526 career points at Central Noble High School which ranked No. 10 on the all-time scoring list in the state of Indiana. He led Central Noble to the Class 2A state basketball championship as a senior.

HONORS

- 2023 Big Ten All-Freshman Team

GET TO KNOW CONNOR

	SEASON	CAREER
GP/GS:	16/0	51/19
10+ POINTS:	1	25
20+ POINTS:	--	2
3+ 3-PTERS MADE:	1	10
LED TEAM IN PTS:	--	7
LED TEAM IN 3FG:	3	18

MISCELLANEOUS STATISTICS

- Last 4+ 3-pointers: 4 vs. Nebraska (1/6/24)
- Last 20+ pt game: 26 at Michigan (2/26/23)
- Last 30+ pt game: --
- Last 10+ reb game: 11 at Indiana (1/14/23)
- Last double-double: 14p, 11r at Indiana (1/14/23)

TOP PERFORMANCES

- vs Nebraska (1/6/24):** Had a season-high 12 points, hitting 4 triples in 12 minutes off the bench.
- vs #3 Kansas (11/24/22):** Played 31 minutes off the bench, sparking UW with 17 pts (6-12 FG and 5 reb
- vs Michigan:** Scored a game high 23 points (6-12 FG, 9-10 FT), plus 3 reb in the win
- at Michigan:** Scored a career high 24 points

SEASON HIGHS

POINTS: 12 vs. Nebraska (1/6/24)
FIELD GOALS: 4 vs. Nebraska (1/6/24)
FG ATTEMPTS: 9 vs. Nebraska (1/6/24)
3-POINT FGs: 4 vs. Nebraska (1/6/24)
3-POINT FGAS: 7 vs. Nebraska (1/6/24)
FREE THROWS: 2 vs. Tennessee (11/10/23)
FT ATTEMPTS: 2 vs. Tennessee (11/10/23)
REBOUNDS: 3 vs. Chicago State (12/22/23)
ASSISTS: 1 (4x) MR vs. Jax State (12/14/23)
BLOCKS: --
STEALS: 2 vs. Tennessee (11/10/23)
MINUTES: 18 vs. Chicago State (12/22/23)

CAREER HIGHS

POINTS: 24 at Michigan (2/26/23)
FIELD GOALS: 10 at Michigan (2/26/23)
FG ATTEMPTS: 21 at Michigan (2/26/23)
3-POINT FGs: 5 vs. Northwestern (2/5/23)
3-POINT FGAS: 11 vs. Northwestern (2/5/23)
FREE THROWS: 9 (2x) MR vs. Bradley (3/14/23)
FT ATTEMPTS: 10 vs. Michigan (2/14/23)
REBOUNDS: 11 at Indiana (1/14/23)
ASSISTS: 3 (2x) MR vs. Maryland (12/6/22)
BLOCKS: 1 (2x) MR vs. Maryland (12/6/22)
STEALS: 2 (2x) MR vs. Tennessee (11/10/23)
MINUTES: 39 at Nebraska (2/11/23)

GAME-BY-GAME STATISTICS

#3 ESSEGIAN, Connor

Opponent	Date	GS	MIN	Total		3-Pointers		Free throws		Rebounds				PF				PTS	AVG	
				FG-FGA	PCT	3FG-3FGA	PCT	FT-FTA	PCT	OFF	DEF	TOT	AVG	A	TO	BLK	STL			
Arkansas St.	11/06/2023		04:35	2-3	.667	0-0	.000	0-0	.000	0	1	1	1.0	1	0	0	0	4	4.0	
Tennessee	11/10/2023		11:27	1-2	.500	0-1	.000	2-2	1.000	1	1	2	1.5	2	0	2	0	2	4	4.0
at Providence	11/14/2023		06:19	0-3	.000	0-1	.000	0-0	.000	0	0	0	1.0	1	1	1	0	0	0	2.7
Robert Morris	11/17/2023		06:39	0-1	.000	0-1	.000	0-0	.000	0	0	0	0.8	0	0	0	0	0	0	2.0
vs Virginia	11/20/2023		04:17	1-3	.333	0-2	.000	0-0	.000	0	2	2	1.0	0	0	0	0	0	2	2.0
vs SMU	11/22/2023		12:50	2-6	.333	1-5	.200	0-0	.000	1	1	2	1.2	0	1	2	0	0	5	2.5
Western Ill.	11/27/2023		13:38	2-7	.286	2-6	.333	0-0	.000	0	2	2	1.3	1	1	0	0	0	6	3.0
Marquette	12/02/2023		03:11	0-1	.000	0-1	.000	0-0	.000	0	0	0	1.1	0	0	1	0	0	0	2.6
at Michigan St.	12/05/2023		03:55	1-1	1.000	1-1	1.000	0-0	.000	0	0	0	1.0	0	0	0	0	1	3	2.7
at Arizona	12/09/2023		08:06	0-2	.000	0-1	.000	0-0	.000	0	0	0	0.9	1	0	0	0	0	0	2.4
Jacksonville St.	12/14/2023		03:57	1-2	.500	1-2	.500	0-0	.000	0	0	0	0.8	0	1	0	0	0	3	2.5
Chicago St.	12/22/2023		18:22	2-5	.400	1-3	.333	0-0	.000	0	3	3	1.0	4	0	0	0	0	5	2.7
Iowa	01/02/2024		00:21	0-0	.000	0-0	.000	0-0	.000	0	1	1	1.0	0	0	0	0	0	0	2.5
Nebraska	01/06/2024		12:27	4-9	.444	4-7	.571	0-0	.000	0	1	1	1.0	0	0	0	0	0	12	3.1
at Ohio St.	01/10/2024		07:27	1-3	.333	1-3	.333	0-0	.000	0	2	2	1.1	0	0	0	0	0	3	3.1
Northwestern	01/13/2024		02:56	2-2	1.000	1-1	1.000	0-0	.000	0	0	0	1.0	0	0	0	0	0	5	3.3
Totals			0 120:27	19-50	.380	12-35	.343	2-2	1.000	2	14	16	1.0	10	4	6	0	3	52	3.3

CAREER STATISTICS

ESSEGIAN, Connor

SEASON TEAM	GP-GS	MIN/AVG	Field Goals		3-Point		F-Throws		Rebounds				PF				Scoring		
			FG-FGA	FG%	3FG-3FGA	3FG%	FT-FTA	FT%	OFF	DEF	TOT	AVG	PF-FO	A	TO	BLK	STL	PTS	AVG
2022-23 Wisc	35-19	959/27.4	133-329	.404	69-192	.359	76-86	.884	24	107	131	3.7	60-0	26	36	1	19	411	11.7
2023-24 Wisc	16-0	120/7.5	19-50	.380	12-35	.343	2-2	1.000	2	14	16	1.0	10-0	4	6	0	3	52	3.3
TOTAL	51-19	1079/21.2	152-379	.401	81-227	.357	78-88	.886	26	121	147	2.9	70-0	30	42	1	22	463	9.1

4 | KAMARI MCGEE

Junior | Guard | 6-0 | 180
Racine, Wis. | Racine St. Catherine's



X/Twitter: @KamariMcGee | Instagram: @killa_kam

GET TO KNOW KAMARI

A native of Racine, Wisconsin, junior guard Kamari McGee begins his second season representing his home state Badgers in 2023-24. As someone who grew up in the state of Wisconsin, McGee is realizing a lifelong dream of being a Wisconsin Badger. Embracing his role, McGee played in all 30 games last season coming off of the bench and providing key production and energy as a reserve. McGee was integral in helping UW end its season with momentum, which included a postseason run to the semifinals of the NIT. A vocal team leader and a great representative of the University of Wisconsin, McGee is in position again to be a key asset this season for a loaded Badgers squad.

INDIVIDUAL BENCHMARKS

	SEASON	CAREER
GP/GS:	16/0	77/21
10+ POINTS:	--	16
20+ POINTS:	--	5
3+ ASSISTS:	--	9
2+ STEALS:	2	10
LED TEAM IN PTS:	--	11
LED TEAM IN AST:	--	12

MISCELLANEOUS STATISTICS

- Last 3+ 3-pointers: 3 vs. Rutgers (2/18/23)
- Last 20+ pt game: 20 at Detroit Mercy (3/1/22)*
- Last 30+ pt game: --
- Last 4+ ast game: 4 vs. Cleveland State (2/20/22)*
- Last double-double: --

*recorded at Green Bay

TOP PERFORMANCES

- vs Robert Morris (11/17/23): Season high 17 minutes off bench with 6 points (4-6 FT), 1 reb, 1 stl.
- vs Michigan (2/26/23): Played a season high 25 points in a win over Michigan, tallying 6 pts and 3 reb
- at Marquette (12/3/22): Scored his first points as a Badger, finishing with 5 pts off the bench in a win.
- vs Wright State (2/9/22): Finished with a career high 24 points, 5 rebounds and 5 steals for Green Bay

SEASON HIGHS

- POINTS: 6 vs. Robert Morris (11/17/23)
- FIELD GOALS: 2 vs. Nebraska (1/6/24)
- FG ATTEMPTS: 3 (2x) MR vs. Chicago St (12/22/23)
- 3-POINT FGs: 1 (2x) MR vs. Nebraska (1/6/24)
- 3-POINT FGAS: 1 (5x) MR vs. Nebraska (1/6/24)
- FREE THROWS: 4 vs. Robert Morris (11/17/23)
- FT ATTEMPTS: 6 vs. Robert Morris (11/17/23)
- REBOUNDS: 2 (3x) MR vs. Iowa (1/2/24)
- ASSISTS: 2 (3x) MR vs. Iowa (1/2/24)
- BLOCKS: --
- STEALS: 3 vs. Iowa (1/2/24)
- MINUTES: 17 vs. Robert Morris (11/17/23)

CAREER HIGHS

- POINTS: 24 vs. Wright State (2/9/22)*
- FIELD GOALS: 9 (2x) MR vs. Wright State (2/9/22)*
- FG ATTEMPTS: 19 vs. UIC (1/15/22)*
- 3-POINT FGs: 3 vs. Rutgers (2/18/23)
- 3-POINT FGAS: 8 at Milwaukee (2/13/22)*
- FREE THROWS: 8 vs. Milwaukee (1/5/22)*
- FT ATTEMPTS: 8 vs. Milwaukee (1/5/22)*
- REBOUNDS: 9 (2x) MR vs. Detroit (3/1/22)*
- ASSISTS: 4 (2x) MR vs. Cleveland St (2/20/22)*
- BLOCKS: 1 (2x) MR vs. Pur-Ft Wayne (2/18/22)*
- STEALS: 4 at IUPUI (2/26/22)*
- MINUTES: 40 vs. UIC (1/15/22)*

*recorded at Green Bay

GAME-BY-GAME STATISTICS

#4 MCGEE, Kamari

Opponent	Date	GS	MIN	Total		3-Pointers		Free throws		Rebounds			PF	A	TO	BLK	STL	PTS	AVG	
				FG-FGA	PCT	3FG-3FGA	PCT	FT-FTA	PCT	OFF	DEF	TOT								AVG
Arkansas St.	11/06/2023		07:15	1-1	1.000	0-0	.000	0-0	.000	0	1	1	1.0	2	0	0	0	2	2.0	
Tennessee	11/10/2023		02:01	0-0	.000	0-0	.000	0-0	.000	0	0	0	0.5	1	0	0	0	0	1.0	
at Providence	11/14/2023		00:44	0-0	.000	0-0	.000	0-0	.000	0	0	0	0.3	1	0	0	0	0	0.7	
Robert Morris	11/17/2023		16:46	1-1	1.000	0-0	.000	4-6	.667	0	1	1	0.5	3	0	0	0	1	6.0	
vs Virginia	11/20/2023		14:01	1-3	.333	1-1	1.000	0-0	.000	0	0	0	0.4	1	2	0	0	0	3.2	
vs SMU	11/22/2023		11:40	0-1	.000	0-1	.000	0-0	.000	0	2	2	0.7	0	0	0	0	2	1.8	
Western Ill.	11/27/2023		09:14	0-1	.000	0-1	.000	0-0	.000	0	0	0	0.6	2	2	0	0	1	1.6	
Marquette	12/02/2023		04:17	0-0	.000	0-0	.000	0-0	.000	0	0	0	0.5	1	0	0	0	0	1.4	
at Michigan St.	12/05/2023		03:24	0-1	.000	0-0	.000	0-0	.000	1	0	1	0.6	0	0	1	0	1	1.2	
at Arizona	12/09/2023		04:08	0-0	.000	0-0	.000	0-0	.000	0	0	0	0.5	0	0	0	0	0	1.1	
Jacksonville St.	12/14/2023		07:38	0-1	.000	0-0	.000	2-2	1.000	1	1	2	0.6	1	0	2	0	1	2.2	
Chicago St.	12/22/2023		06:36	1-3	.333	0-1	.000	0-0	.000	0	1	1	0.7	0	0	0	0	0	2.3	
Iowa	01/02/2024		10:09	1-1	1.000	0-0	.000	0-0	.000	0	2	2	0.8	1	2	1	0	3	2.3	
Nebraska	01/06/2024		05:54	2-2	1.000	1-1	1.000	0-0	.000	0	1	1	0.8	2	0	0	0	1	5.6	
at Ohio St.	01/10/2024		03:11	0-0	.000	0-0	.000	0-0	.000	0	1	1	0.8	0	0	0	0	0	1.5	
Northwestern	01/13/2024		01:36	0-0	.000	0-0	.000	0-0	.000	0	0	0	0.8	0	0	0	0	0	1.4	
Totals			0 108:34	7-15	.467	2-5	.400	6-8	.750	2	10	12	0.8	15	6	6	0	10	22	1.4

CAREER STATISTICS

MCGEE, Kamari

SEASON	TEAM	GP-GS	MIN/AVG	Field Goals			3-Point			F-Throws		Rebounds			Scoring					
				FG-FGA	FG%	3FG-3FGA	3FG%	FT-FTA	FT%	OFF	DEF	TOT	AVG	PF-FO	A	TO	BLK	STL	PTS	AVG
2021-22	GB	30-21	873/29.1	132-340	.388	25-91	.275	59-73	.808	16	67	83	2.8	72-1	58	76	2	32	348	11.6
2022-23	Wisc	31-0	219/7.1	14-50	.280	5-27	.185	7-8	.875	4	16	20	0.6	24-0	16	8	0	7	40	1.3
2023-24	Wisc	16-0	109/6.8	7-15	.467	2-5	.400	6-8	.750	2	10	12	0.8	15-0	6	6	0	10	22	1.4
TOTAL FOR Wisc		47-0	328/7.0	21-65	.323	7-32	.219	13-16	.813	6	26	32	0.7	39-0	22	14	0	17	62	1.3
TOTAL		77-21	1201/15.6	153-405	.378	32-123	.260	72-89	.809	22	93	115	1.5	111-1	80	90	2	49	410	5.3

5 | TYLER WAHL

Graduate Student | Forward | 6-9 | 225
Lakeville, Minn. | Lakeville North



X/Twitter: @tjwahl01 | Instagram: @tjwahl01

GET TO KNOW TYLER

Wisconsin's most experienced player, fifth-year senior Tyler Wahl has developed into one of the most versatile players in college basketball. Wahl does a little bit of everything for the Badgers, finishing last season ranked second in rebounding (6.3 rpg), third in assists (2.3 apg), third in steals (1.2 spg) and fourth in scoring (11.3 ppg). Wahl finished the 2022-23 season with momentum and returning to form, averaging 10.9 points (48.2% FG), 7.3 rebounds, 2.9 assists and 1.5 steals per game over the final 10 games.

HONORS

- 2023 Fort Myers Tip-Off Tournament MVP
- 2022 All-Big Ten Honorable Mention
- 2022 Battle 4 Atlantis All-Tournament Team
- 2021 Maui Invitational All-Tournament Team

INDIVIDUAL BENCHMARKS

	SEASON	CAREER
GP/GS:	16/16	142/101
10+ POINTS:	11	54
20+ POINTS:	--	6
5+ REBOUNDS:	12	76
10+ REBOUNDS:	1	13
DOUBLE-DOUBLES:	--	9
LED UW IN PTS:	4	14
LED UW IN REB:	3	33

MISCELLANEOUS STATISTICS

- Last 20+ pt game: 21 at Minnesota (3/5/23)
- Last 30+ pt game: --
- Last 10+ reb game: 10 vs. Ohio State (3/8/23)
- Last double-double: 19p, 10r vs. Ohio St. (3/8/23)

TOP PERFORMANCES

- vs Iowa (1/2/24): Season high 19 points (11-13 FT), plus 8 rebounds, 2 assists, 2 steals and 1 block.
- vs #3 Kansas (11/24/22): Matched a career high at 23 points, plus 10 rebounds, 3 steal and 2 assists.
- vs #8 Purdue (3/1/22): Team-high 19 points and a career high 5 steals in conference title clinching win.
- vs #16 Ohio State (1/13/22): Scored 20 points, grabbed 7 boards, dished 6 assists and had 3 steals.

SEASON HIGHS

POINTS: 19 vs. Iowa (1/2/24)
FIELD GOALS: 7 vs. Jax State (12/14/23)
FG ATTEMPTS: 13 vs. Virginia (11/20/23)
3-POINT FGS: 1 vs. Nebraska (1/6/24)
3-POINT FGAS: 2 at Providence (11/14/23)
FREE THROWS: 11 vs. Iowa (1/2/24)
FT ATTEMPTS: 13 vs. Iowa (1/2/24)
REBOUNDS: 10 vs. Virginia (11/20/23)
ASSISTS: 4 vs. Nebraska (1/6/24)
BLOCKS: 2 vs. Chicago State (12/22/23)
STEALS: 2 (3x) MR vs. Iowa (1/2/24)
MINUTES: 33 vs. Tennessee (11/10/23)

CAREER HIGHS

POINTS: 23 (2x) MR vs. Kansas (11/24/22)
FIELD GOALS: 9 (2x) MR at Iowa (12/11/22)
FG ATTEMPTS: 19 vs. Kansas (11/24/22)
3-POINT FGS: 2 (3x) MR vs. Ohio State (1/13/22)
3-POINT FGAS: 5 at Nebraska (2/10/21)
FREE THROWS: 11 vs. Iowa (1/2/24)
FT ATTEMPTS: 13 vs. Iowa (1/2/24)
REBOUNDS: 15 vs. Green Bay (12/1/20)
ASSISTS: 8 at Penn State (2/8/23)
BLOCKS: 4 vs. Saint Mary's (11/24/21)
STEALS: 5 (2x) MR vs. Nebraska (3/6/22)
MINUTES: 42 at Penn State (2/8/23)

GAME-BY-GAME STATISTICS

#5 WAHL, Tyler

Opponent	Date	GS	MIN	Total		3-Pointers		Free throws		Rebounds				PF	A	TO	BLK	STL	PTS	AVG	
				FG-FGA	PCT	3FG-3FGA	PCT	FT-FTA	PCT	OFF	DEF	TOT	AVG								
Arkansas St.	11/06/2023	*	13:16	4-5	.800	0-0	.000	0-1	.000	1	0	1	1.0	4	2	3	0	1	8	8.0	
Tennessee	11/10/2023	*	32:43	4-6	.667	0-0	.000	2-7	.286	1	7	8	4.5	2	2	3	1	0	10	9.0	
at Providence	11/14/2023	*	28:46	3-9	.333	0-2	.000	0-0	.000	1	4	5	4.7	3	0	2	1	2	6	8.0	
Robert Morris	11/17/2023	*	28:37	5-5	1.000	0-0	.000	8-12	.667	3	2	5	4.8	3	1	3	1	1	18	10.5	
vs Virginia	11/20/2023	*	25:32	4-13	.308	0-0	.000	1-2	.500	7	3	10	5.8	1	2	0	0	1	9	10.2	
vs SMU	11/22/2023	*	26:15	6-11	.545	0-0	.000	2-2	1.000	4	2	6	5.8	4	0	0	1	2	14	10.8	
Western Ill.	11/27/2023	*	26:06	4-5	.800	0-0	.000	4-5	.800	0	3	3	5.4	1	0	0	0	0	12	11.0	
Marquette	12/02/2023	*	27:53	3-7	.429	0-1	.000	4-5	.800	4	3	7	5.6	2	1	1	0	0	10	10.9	
at Michigan St.	12/05/2023	*	22:29	3-7	.429	0-0	.000	2-2	1.000	3	5	8	5.9	2	2	2	1	0	8	10.6	
at Arizona	12/09/2023	*	25:17	3-9	.333	0-1	.000	2-3	.667	1	4	5	5.8	5	1	1	0	0	8	10.3	
Jacksonville St.	12/14/2023	*	29:51	7-12	.583	0-0	.000	2-2	1.000	3	4	7	5.9	1	2	2	0	1	16	10.8	
Chicago St.	12/22/2023	*	25:49	5-7	.714	0-0	.000	1-3	.333	1	3	4	5.8	1	1	2	0	1	11	10.8	
Iowa	01/02/2024	*	28:37	4-6	.667	0-0	.000	11-13	.846	3	5	8	5.9	1	2	1	1	2	19	11.5	
Nebraska	01/06/2024	*	31:02	6-10	.600	1-1	1.000	4-6	.667	4	4	8	6.1	2	4	1	0	1	17	11.9	
at Ohio St.	01/10/2024	*	30:13	4-6	.667	0-0	.000	3-4	.750	1	4	5	6.0	3	2	1	1	1	11	11.8	
Northwestern	01/13/2024	*	30:41	2-4	.500	0-0	.000	7-11	.636	1	0	1	5.7	3	2	2	0	0	11	11.8	
Totals			16	433:07	67-122	.549	1-5	.200	53-78	.679	38	53	91	5.7	38	24	24	9	12	188	11.8

CAREER STATISTICS

WAHL, Tyler

SEASON	TEAM	GP-GS	MIN/AVG	Field Goals		3-Point		F-Throws		Rebounds				Scoring						
				FG-FGA	FG%	3FG-3FGA	3FG%	FT-FTA	FT%	OFF	DEF	TOT	AVG	PF-FO	A	TO	BLK	STL	PTS	AVG
2019-20	Wisc	31-3	478/15.4	34-79	.430	6-28	.214	7-18	.389	34	48	82	2.6	64-0	32	33	5	20	81	2.6
2020-21	Wisc	31-18	762/24.6	58-133	.436	10-36	.278	34-60	.567	33	100	133	4.3	68-1	42	28	21	31	160	5.2
2021-22	Wisc	32-32	973/30.4	145-281	.516	6-37	.162	70-100	.700	52	137	189	5.9	80-1	49	52	25	37	366	11.4
2022-23	Wisc	32-32	1008/31.5	134-317	.423	10-34	.294	83-131	.634	50	151	201	6.3	84-2	81	71	14	39	361	11.3
2023-24	Wisc	16-16	433/27.1	67-122	.549	1-5	.200	53-78	.679	38	53	91	5.7	38-1	24	24	9	12	188	11.8
TOTAL		142-101	3653/25.7	438-932	.470	33-140	.236	247-387	.638	207	489	696	4.9	334-5	228	208	74	139	1156	8.1

10 | ISAAC LINDSEY

Junior | Guard | 6-4 | 185
Mineral Point, Wis. | Mineral Point



X/Twitter: @IsaacLindsey10 | Instagram: @isaaclindsey_

GET TO KNOW ISAAC

A transfer from UNLV, Isaac Lindsey returned home to Wisconsin and is now in his third season with the Badgers in 2023-24. Last year, the 6-foot-4 guard was placed on scholarship and played in 23 games for the Badgers. Lindsey brought a burst of energy from off the bench in some key spots for UW, including a season-high eight points vs. No. 5 Purdue. A two-time First-Team All-State selection and two-time All-Area Player of the Year, Lindsey totaled 1,420 points, 272 assists and 137 steals at Mineral Point High School. The three-sport star also played baseball and football at Mineral Point. He started all four seasons at quarterback in football and shortstop in baseball. In baseball, Lindsey helped Mineral Point qualify for the WIAA state tournament two seasons in a row, marking the first time the school had been there since 1974.

HONORS

- Academic All-Big Ten (2023)

INDIVIDUAL BENCHMARKS

	SEASON	CAREER
GP/GS:	9/0	39/0
10+ POINTS:	--	--
2+ 3FG:	--	1
LED UW IN PTS:	--	--
LED UW IN 3FG:	--	--
10+ MIN PLAYED:	1	5

MISCELLANEOUS STATISTICS

- Last 20+ pt game: --
- Last 30+ pt game: --

TOP PERFORMANCES

- vs Arkansas State (11/6/23):** Matched a career high scoring 8 points playing a career high 17 minutes.
- vs #5 Purdue (3/1/22):** Scored a career high 8 points (3-3 FG, 2-2 3FG) in just 5 minutes off the bench.

SEASON HIGHS

POINTS: 8 vs. Arkansas State (11/6/23)
FIELD GOALS: 3 vs. Arkansas State (11/6/23)
FG ATTEMPTS: 6 vs. Arkansas State (11/6/23)
3-POINT FGS: 1 vs. Arkansas State (11/6/23)
3-POINT FGAS: 3 vs. Arkansas State (11/6/23)
FREE THROWS: 1 vs. Arkansas State (11/6/23)
FT ATTEMPTS: 1 vs. Arkansas State (11/6/23)
REBOUNDS: 1 (2x) MR vs. Western Ill (11/27/23)
ASSISTS: 2 vs. Arkansas State (11/6/23)
BLOCKS: 1 vs. Arkansas State (11/6/23)
STEALS: 1 (3x) MR vs. Robert Morris (11/17/23)
MINUTES: 17 vs. Arkansas State (11/6/23)

CAREER HIGHS

POINTS: 8 (2x) MR vs. Arkansas St (11/6/23)
FIELD GOALS: 3 (2x) MR vs. Arkansas St (11/6/23)
FG ATTEMPTS: 6 vs. Arkansas State (11/6/23)
3-POINT FGS: 2 vs. Purdue (3/2/23)
3-POINT FGAS: 3 (2x) MR vs. Arkansas St (11/6/23)
FREE THROWS: 1 (2x) MR vs. Arkansas St (11/6/23)
FT ATTEMPTS: 2 vs. Kansas (11/24/22)
REBOUNDS: 4 vs Michigan St. (1/10/23)
ASSISTS: 2 vs. Arkansas State (11/6/23)
BLOCKS: 1 (3x) MR vs. Arkansas St (11/6/23)
STEALS: 1 (3x) MR vs. Robert Morris (11/17/23)
MINUTES: 17 vs. Arkansas State (11/6/23)

GAME-BY-GAME STATISTICS

#10 LINDSEY, Isaac

Opponent	Date	GS	MIN	Total		3-Pointers		Free throws		Rebounds				Scoring						
				FG-FGA	PCT	3FG-3FGA	PCT	FT-FTA	PCT	OFF	DEF	TOT	AVG	PF	A	TO	BLK	STL	PTS	AVG
Arkansas St.	11/06/2023		17:04	3-6	.500	1-3	.333	1-1	1.000	0	0	0	0.0	2	2	1	1	0	8	8.0
at Providence	11/14/2023		08:33	0-1	.000	0-0	.000	0-0	.000	0	0	0	0.0	2	0	0	0	0	0	4.0
Robert Morris	11/17/2023		03:18	0-1	.000	0-0	.000	0-0	.000	0	0	0	0.0	0	0	0	0	1	0	2.7
vs Virginia	11/20/2023		01:03	0-0	.000	0-0	.000	0-0	.000	1	0	1	0.3	0	0	0	0	0	0	2.0
Western Ill.	11/27/2023		01:29	0-1	.000	0-1	.000	0-0	.000	0	1	1	0.4	1	0	0	0	0	0	1.6
at Arizona	12/09/2023		00:46	0-0	.000	0-0	.000	0-0	.000	0	0	0	0.3	0	0	0	0	0	0	1.3
Jacksonville St.	12/14/2023		04:03	0-1	.000	0-1	.000	0-0	.000	0	0	0	0.3	0	0	0	0	0	0	1.1
Chicago St.	12/22/2023		02:21	0-0	.000	0-0	.000	0-0	.000	0	0	0	0.3	0	1	0	0	0	0	1.0
Nebraska	01/06/2024		02:06	0-1	.000	0-1	.000	0-0	.000	0	0	0	0.2	0	0	0	0	0	0	0.9
Totals			0 40:44	3-11	.273	1-6	.167	1-1	1.000	1	1	2	0.2	5	3	1	1	1	8	0.9

CAREER STATISTICS

LINDSEY, Isaac

SEASON	TEAM	GP-GS	MIN	Field Goals		3-Point		F-Throws		Rebounds				Scoring						
				FG-FGA	FG%	3FG-3FGA	3FG%	FT-FTA	FT%	OFF	DEF	TOT	AVG	PF-FO	A	TO	BLK	STL	PTS	AVG
2021-22	Wisc	6-0	12/2.0	1-5	.200	1-3	.333	0-0	.000	0	0	0	0.0	0-0	0	0	0	0	3	0.5
2022-23	Wisc	24-0	142/5.9	13-41	.317	8-24	.333	1-2	.500	3	15	18	0.8	20-0	2	2	1	3	35	1.5
2023-24	Wisc	9-0	41/4.5	3-11	.273	1-6	.167	1-1	1.000	1	1	2	0.2	5-0	3	1	1	1	8	0.9
TOTAL		39-0	194/5.0	17-57	.298	10-33	.303	2-3	.667	4	16	20	0.5	25-0	5	3	2	4	46	1.2

11 | MAX KLESMIT

Junior | Guard | 6-9 | 225
Neenah, Wis. | Neenah



X/Twitter: @maxkle2 | Instagram: @maxklesmit

GET TO KNOW MAX

A high-scoring guard for two seasons at Wofford, transfer Max Klesmit found his offensive stride down the stretch last season for Wisconsin. The Neenah, Wisconsin native scored in double figures for UW in seven of the last 12 games, including 15-plus points in four of the last eight games. The Badgers advanced to the NIT semifinals, during which Klesmit averaged 10.8 points while shooting 48.1 percent from the floor.

HONORS

- 2022 Third-Team All-Southern Conference
- 2022 Southern Conference All-Freshman Team

INDIVIDUAL BENCHMARKS

	SEASON	CAREER
GP/GS:	16/16	99/82
10+ POINTS:	6	51
20+ POINTS:	2	9
5+ REBOUNDS:	--	15
3+ ASSISTS:	3	18
LED TEAM IN PTS:	3	13
LED TEAM IN 3FG:	5	28

MISCELLANEOUS STATISTICS

- Last 4+ 3-pointers: 5 vs. Northwestern (1/13/24)
- Last 20+ pt game: 24 vs. Northwestern (1/13/24)
- Last 30+ pt game: --
- Last double-double: 19p, 10r vs. Ohio St. (3/8/23)
*recorded at Wofford

TOP PERFORMANCES

- vs Northwestern (1/13/24): Scored his most points as a Badger, finishing with 24 pts (5-7 3FG) in a win.
- at Ohio State (1/10/24): Scored all 18 of his points in the second half (5-9 FG, 2-4 3FG, 6-6 FT) in a win.
- vs #3 Marquette (12/2/23): Finished with a game-high 21 points (all first half) in the win.
- vs SMU (11/22/23): Finished with 12 points, 3 rebounds and 3 steals in Fort Myers championship.
- vs #5 Purdue (3/1/22): Matched a season high with 19 points (3-5 3FG) - 17 pts in the second half alone.
- vs #3 Kansas (11/24/22): Played a career high 43 minutes, finishing with 13 points (4-6 FG, 2-3 3FG).

SEASON HIGHS

POINTS: 24 vs. Northwestern (1/13/24)
FIELD GOALS: 9 vs. Northwestern (1/13/24)
FG ATTEMPTS: 13 vs. Northwestern (1/13/24)
3-POINT FGS: 5 (2x) MR vs. Northwestern (1/13/24)
3-POINT FGAS: 10 vs. Marquette (12/2/23)
FREE THROWS: 6 (2x) MR at Ohio State (1/10/24)
FT ATTEMPTS: 8 vs. Iowa (1/2/24)
REBOUNDS: 5 vs. Chicago State (12/22/23)
ASSISTS: 4 vs. Iowa (1/2/24)
BLOCKS: --
STEALS: 3 vs. SMU (11/22/23)
MINUTES: 37 vs. Marquette (12/2/23)

CAREER HIGHS

POINTS: 27 (2x) MR vs. The Citadel (1/19/22)*
FIELD GOALS: 10 vs. The Citadel (1/19/22)*
FG ATTEMPTS: 16 (3x) MR at Chattanooga (1/26/22)*
3-POINT FGS: 5 (5x) MR vs. Northwestern (1/13/24)
3-POINT FGAS: 10 (4x) MR vs. Marquette (12/2/23)
FREE THROWS: 7 (2x) MR at Samford (2/9/22)*
FT ATTEMPTS: 10 at Samford (2/9/22)*
REBOUNDS: 8 (2x) MR at Nebraska (2/11/23)
ASSISTS: 6 vs. W Carolina (2/12/22)*
BLOCKS: 2 at Michigan (2/26/23)
STEALS: 5 at The Citadel (2/16/22)*
MINUTES: 43 vs. Kansas (11/24/22)

*recorded at Wofford

GAME-BY-GAME STATISTICS

#11 KLESMIT, Max

Opponent	Date	GS	MIN	Total		3-Pointers		Free throws		Rebounds			PF	A	TO	BLK	STL	PTS	AVG		
				FG-FGA	PCT	3FG-3FGA	PCT	FT-FTA	PCT	OFF	DEF	TOT								AVG	
Arkansas St.	11/06/2023	*	18:38	5-5	1.000	1-1	1.000	3-3	1.000	0	1	1	1.0	3	1	1	0	14	14.0		
Tennessee	11/10/2023	*	28:27	2-8	.250	2-7	.286	2-3	.667	1	2	3	2.0	2	3	1	0	8	11.0		
at Providence	11/14/2023	*	19:13	0-2	.000	0-1	.000	0-0	.000	0	1	1	1.7	4	1	1	0	2	7.3		
Robert Morris	11/17/2023	*	18:53	0-1	.000	0-1	.000	2-2	1.000	0	1	1	1.5	2	0	1	0	1	2.6		
vs Virginia	11/20/2023	*	30:46	4-7	.571	1-3	.333	0-0	.000	0	3	3	1.8	1	1	1	0	9	6.6		
vs SMU	11/22/2023	*	27:10	4-11	.364	2-7	.286	2-2	1.000	0	3	3	2.0	1	0	0	3	12	7.5		
Western Ill.	11/27/2023	*	24:39	1-3	.333	1-3	.333	0-0	.000	0	0	0	1.7	2	0	0	0	3	6.9		
Marquette	12/02/2023	*	36:49	6-12	.500	5-10	.500	4-4	1.000	0	1	1	1.6	1	0	3	0	21	8.6		
at Michigan St.	12/05/2023	*	30:27	0-4	.000	0-3	.000	2-2	1.000	0	2	2	1.7	2	0	1	0	1	2	7.9	
at Arizona	12/09/2023	*	26:39	2-6	.333	1-3	.333	0-0	.000	0	0	0	1.5	2	2	2	0	0	5	7.6	
Jacksonville St.	12/14/2023	*	22:14	1-4	.250	1-3	.333	0-0	.000	0	1	1	1.5	3	2	1	0	2	3	7.2	
Chicago St.	12/22/2023	*	26:50	2-6	.333	0-2	.000	0-0	.000	1	4	5	1.8	3	3	1	0	1	4	6.9	
Iowa	01/02/2024	*	29:59	4-8	.500	1-5	.200	6-8	.750	0	1	1	1.7	1	4	0	0	2	15	7.5	
Nebraska	01/06/2024	*	25:27	1-2	.500	1-2	.500	0-0	.000	0	3	3	1.8	2	0	1	0	0	3	7.2	
at Ohio St.	01/10/2024	*	32:22	5-9	.556	2-4	.500	6-6	1.000	0	3	3	1.9	0	2	0	0	0	18	7.9	
Northwestern	01/13/2024	*	34:13	9-13	.692	5-7	.714	1-1	1.000	0	1	1	1.8	1	2	3	0	1	24	8.9	
Totals			16	432:46	46-101	.455	23-62	.371	28-31	.903	2	27	29	1.8	30	21	17	0	15	143	8.9

CAREER STATISTICS

KLESMIT, Max

SEASON	TEAM	GP-GS	MIN/AVG	Field Goals			3-Point		F-Throws		Rebounds			Scoring						
				FG-FGA	FG%	3FG-3FGA	3FG%	FT-FTA	FT%	OFF	DEF	TOT	AVG	PF-FO	A	TO	BLK	STL	PTS	AVG
2020-21	WOF	19-2	429/22.6	54-116	.466	25-67	.373	22-26	.846	9	43	52	2.7	46-1	22	23	0	24	155	8.2
2021-22	WOF	31-31	986/31.8	156-350	.446	68-200	.340	82-98	.837	13	73	86	2.8	84-2	60	66	3	50	462	14.9
2022-23	Wisc	33-33	1059/32.1	91-215	.423	46-120	.383	48-69	.696	11	77	88	2.7	78-1	45	32	6	41	276	8.4
2023-24	Wisc	16-16	433/27.0	46-101	.455	23-62	.371	28-31	.903	2	27	29	1.8	30-0	21	17	0	15	143	8.9
TOTAL FOR Wisc		49-49	1492/30.4	137-316	.434	69-182	.379	76-100	.760	13	104	117	2.4	108-1	66	49	6	56	419	8.6
TOTAL		99-82	2907/29.4	347-782	.444	162-449	.361	180-224	.804	35	220	255	2.6	238-4	148	138	9	130	1036	10.5

12 | LUKE HAERTLE

R-Freshman | Guard | 6-4 | 215
Hartland, Wis. | Lake Country Lutheran



X/Twitter: @LukeHaertle | Instagram: @lukehaertle

GET TO KNOW LUKE

After redshirting as a freshman last year, Luke Haertle looks to carve out a role for the Badgers in 2023-24. Joining the team as a preferred walk-on, Haertle was a standout athlete at Lake Country Lutheran, where he amassed 2,264 points and over 1,000 rebounds during his prep career. A three-time all-state basketball honoree, Haertle led Lake Country Lutheran to its first-ever WIAA state title when Lutheran won the 2022 WIAA Division 3 State Championship. As a senior, Haertle averaged 22.9 points, 10.0 rebounds and 4.9 assists per game. A multi-sport standout, Haertle was also the 2021 state player of the year at quarterback after leading Lutheran to a 10-1 record as a senior and throwing for 1,882 yards and 31 touchdowns. Haertle led Lutheran to the Division 5 state football championship as a two-way starter in 2019. He passed for a total of 77 touchdowns and 4,978 yards, while also scoring 16 rushing touchdowns and tallying 1,120 yards on the ground.

INDIVIDUAL BENCHMARKS

	SEASON	CAREER
GP/GS:	7/0	7/0
10+ POINTS:	--	--
5+ REBOUNDS:	--	--
3+ ASSISTS:	--	--
10+ MIN PLAYED:	--	--

MISCELLANEOUS STATISTICS

- Last 20+ pt game: --
- Last 30+ pt game: --

TOP PERFORMANCES

SEASON HIGHS

POINTS: --
 FIELD GOALS: --
 FG ATTEMPTS: 1 vs. Nebraska (1/6/24)
 3-POINT FGS: --
 3-POINT FGAS: --
 FREE THROWS: --
 FT ATTEMPTS: --
 REBOUNDS: 1 (2x) MR vs. Virginia (11/20/23)
 ASSISTS: --
 BLOCKS: --
 STEALS: --
 MINUTES: 2 vs. Arkansas State (11/6/23)

CAREER HIGHS

POINTS: --
 FIELD GOALS: --
 FG ATTEMPTS: 1 vs. Nebraska (1/6/24)
 3-POINT FGS: --
 3-POINT FGAS: --
 FREE THROWS: --
 FT ATTEMPTS: --
 REBOUNDS: 1 (2x) MR vs. Virginia (11/20/23)
 ASSISTS: --
 BLOCKS: --
 STEALS: --
 MINUTES: 2 vs. Arkansas State (11/6/23)

GAME-BY-GAME STATISTICS

#12 HAERTLE, Luke

Opponent	Date	GS	MIN	Total		3-Pointers		Free throws		Rebounds			PF	A	TO	BLK	STL	PTS	AVG
				FG-FGA	PCT	3FG-3FGA	PCT	FT-FTA	PCT	OFF	DEF	TOT							
Arkansas St.	11/06/2023		02:00	0-0	.000	0-0	.000	0-0	.000	0	0	0	0.0	0	0	0	0	0	0.0
at Providence	11/14/2023		00:44	0-0	.000	0-0	.000	0-0	.000	0	0	0	0.0	0	0	0	0	0	0.0
Robert Morris	11/17/2023		00:16	0-0	.000	0-0	.000	0-0	.000	0	1	1	0.3	0	0	0	0	0	0.0
vs Virginia	11/20/2023		00:43	0-0	.000	0-0	.000	0-0	.000	0	1	1	0.5	0	0	0	0	0	0.0
Western Ill.	11/27/2023		01:16	0-0	.000	0-0	.000	0-0	.000	0	0	0	0.4	0	0	0	0	0	0.0
Chicago St.	12/22/2023		00:36	0-0	.000	0-0	.000	0-0	.000	0	0	0	0.3	0	0	0	0	0	0.0
Nebraska	01/06/2024		01:15	0-1	.000	0-0	.000	0-0	.000	0	0	0	0.3	0	0	0	0	0	0.0
Totals			0 06:50	0-1	.000	0-0	.000	0-0	.000	0	2	2	0.3	0	0	0	0	0	0.0

CAREER STATISTICS

HAERTLE, Luke

SEASON	TEAM	GP-GS	MIN/AVG	Field Goals		3-Point		F-Throws		Rebounds			Scoring							
				FG-FGA	FG%	3FG-3FGA	3FG%	FT-FTA	FT%	OFF	DEF	TOT	AVG	PF-FO	A	TO	BLK	STL	PTS	AVG
2023-24	Wisc	7-0	7/1.0	0-1	.000	0-0	.000	0-0	.000	0	2	2	0.3	0-0	0	0	0	0	0	0.0
TOTAL		7-0	7/1.0	0-1	.000	0-0	.000	0-0	.000	0	2	2	0.3	0-0	0	0	0	0	0	0.0

14 | CARTER GILMORE

Junior | Forward | 6-7 | 232
Hartland, Wis. | Arrowhead



X/Twitter: @CarterGilmore03 | Instagram: @cartergilmore_

GET TO KNOW CARTER

A 6-foot-7 forward from Hartland, Wisconsin, Carter Gilmore is now in his fourth season with Wisconsin. Gilmore played in 35 games, including three starts, last season for the Badgers, averaging 12.9 minutes per game as a key rotation player. A preferred walk-on who has since earned a scholarship, Gilmore scored a career-high eight points in a game at Iowa last season. Gilmore was a standout in-state recruit at Arrowhead, where he finished as the all-time leading scorer (1,565 points) and led Arrowhead to a program-best record of 23-1 and a regional championship his senior season.

INDIVIDUAL BENCHMARKS

	SEASON	CAREER
GP/GS:	15/0	81/3
5+ POINTS:	2	10
10+ POINTS:	--	--
5+ REBOUNDS:	--	7
LED UW IN PTS:	--	--
LED UW IN REB:	--	--

MISCELLANEOUS STATISTICS

- Last 20+ pt game: --
- Last 30+ pt game: --

TOP PERFORMANCES

- vs. #24 Virginia (11/20/23): Had 4 points (2-2 FG) and 4 rebounds in 13 minutes off the bench in a win.
- at Iowa (11/12/22): Scored a career high 8 points, plus 4 rebounds off the bench in a win at Iowa.
- vs. #13 Maryland (12/6/22): Tallied 7 points, 3 rebounds, 1 assist and 1 block in a win.

SEASON HIGHS

- POINTS: 7 (2x) MR vs. Chicago St (12/22/23)
- FIELD GOALS: 3 at Arizona (12/9/23)
- FG ATTEMPTS: 4 at Arizona (12/9/23)
- 3-POINT FGS: 1 at Arizona (12/9/23)
- 3-POINT FGAS: 2 at Arizona (12/9/23)
- FREE THROWS: 5 vs. Chicago State (12/22/23)
- FT ATTEMPTS: 5 vs. Chicago State (12/22/23)
- REBOUNDS: 4 (3x) MR vs. Marquette (12/2/23)
- ASSISTS: 2 vs. Marquette (12/2/23)
- BLOCKS: --
- STEALS: 1 at Arizona (12/9/23)
- MINUTES: 14 at Michigan St (12/5/23)

CAREER HIGHS

- POINTS: 8 at Iowa (12/11/22)
- FIELD GOALS: 4 at Iowa (12/11/22)
- FG ATTEMPTS: 7 at Iowa (12/11/22)
- 3-POINT FGS: 1 (6x) MR at Arizona (12/9/23)
- 3-POINT FGAS: 3 (2x) MR vs. Iowa (2/22/23)
- FREE THROWS: 5 vs. Chicago State (12/22/23)
- FT ATTEMPTS: 5 (2x) MR vs. Chicago St (12/22/23)
- REBOUNDS: 7 at Illinois (1/7/23)
- ASSISTS: 3 (3x) MR at Oregon (3/21/23)
- BLOCKS: 2 vs. Bradley (3/14/23)
- STEALS: 2 (2x) MR vs. Kansas (11/24/22)
- MINUTES: 33 at Indiana (1/14/23)

GAME-BY-GAME STATISTICS

#14 GILMORE, Carter

Opponent	Date	GS	MIN	Total		3-Pointers		Free throws		Rebounds				PF	A	TO	BLK	STL	PTS	AVG	
				FG-FGA	PCT	3FG-3FGA	PCT	FT-FTA	PCT	OFF	DEF	TOT	AVG								
Arkansas St.	11/06/2023		12:40	1-2	.500	0-0	.000	2-2	1.000	1	3	4	4.0	4	0	1	0	0	4	4.0	
Tennessee	11/10/2023		06:13	1-1	1.000	0-0	.000	0-1	.000	0	0	0	2.0	1	0	0	0	0	2	3.0	
at Providence	11/14/2023		12:57	1-2	.500	0-1	.000	0-0	.000	0	2	2	2.0	3	1	1	0	0	2	2.7	
Robert Morris	11/17/2023		11:41	0-0	.000	0-0	.000	0-0	.000	0	1	1	1.8	2	0	0	0	0	0	2.0	
vs Virginia	11/20/2023		13:25	2-2	1.000	0-0	.000	0-0	.000	1	3	4	2.2	0	0	1	0	0	4	2.4	
vs SMU	11/22/2023		13:24	0-0	.000	0-0	.000	0-0	.000	0	0	0	1.8	0	0	0	0	0	0	2.0	
Marquette	12/02/2023		10:37	0-2	.000	0-1	.000	0-0	.000	2	2	4	2.1	1	2	1	0	0	0	1.7	
at Michigan St.	12/05/2023		13:36	0-1	.000	0-1	.000	0-0	.000	0	0	0	1.9	1	1	0	0	0	0	1.5	
at Arizona	12/09/2023		10:29	3-4	.750	1-2	.500	0-0	.000	1	0	1	1.8	2	0	0	0	1	7	2.1	
Jacksonville St.	12/14/2023		09:15	0-0	.000	0-0	.000	0-0	.000	0	1	1	1.7	1	0	1	0	0	0	1.9	
Chicago St.	12/22/2023		10:26	1-1	1.000	0-0	.000	5-5	1.000	2	0	2	1.7	0	0	1	0	0	7	2.4	
Iowa	01/02/2024		11:28	0-1	.000	0-0	.000	3-4	.750	2	1	3	1.8	1	0	0	0	0	3	2.4	
Nebraska	01/06/2024		06:52	1-1	1.000	0-0	.000	0-0	.000	0	0	0	1.7	1	1	0	0	0	2	2.4	
at Ohio St.	01/10/2024		10:11	0-0	.000	0-0	.000	0-0	.000	0	1	1	1.6	2	1	0	0	0	0	2.2	
Northwestern	01/13/2024		06:33	0-0	.000	0-0	.000	0-0	.000	0	0	0	1.5	2	0	1	0	0	0	2.1	
Totals			0	159:46	10-17	.588	1-5	.200	10-12	.833	9	14	23	1.5	21	6	7	0	1	31	2.1

CAREER STATISTICS

GILMORE, Carter

SEASON	TEAM	GP-GS	MIN/AVG	Field Goals		3-Point		F-Throws		Rebounds				Scoring						
				FG-FGA	FG%	3FG-3FGA	3FG%	FT-FTA	FT%	OFF	DEF	TOT	AVG	PF	FO	A	TO	BLK	STL	PTS
2020-21	Wisc	9-0	16/1.8	1-5	.200	0-4	.000	0-0	.000	0	3	3	0.3	2-0	0	0	0	0	2	0.2
2021-22	Wisc	22-0	172/7.8	7-27	.259	1-13	.077	4-7	.571	6	16	22	1.0	20-0	8	2	4	2	19	0.9
2022-23	Wisc	35-3	659/18.8	37-91	.407	5-26	.192	12-27	.444	37	50	87	2.5	71-0	33	12	6	19	91	2.6
2023-24	Wisc	15-0	160/10.7	10-17	.588	1-5	.200	10-12	.833	9	14	23	1.5	21-0	6	7	0	1	31	2.1
TOTAL		81-3	1006/12.4	55-140	.393	7-48	.146	26-46	.565	52	83	135	1.7	114-0	47	21	10	22	143	1.8

15 | ISAAC GARD

Sophomore | Guard | 6-2 | 165
Oregon, Wis. | Oregon



X/Twitter: @gardo1214 | Instagram: @isaacggard

GET TO KNOW ISAAC

Isaac Gard joined the Badgers as a walk-on and begins his second season with the Badgers in 2023-24. The sophomore guard from Oregon, Wisconsin appeared in five games last season. He recorded his first career minutes as a Badger in a win vs. South Dakota. As a senior at Oregon High School, he started all 14 games and averaged 9.6 points per game while shooting 39 percent from 3-point range. A three-year letterwinner in basketball, Gard was also a two-year participant in baseball. Gard's father, Greg, is the current head coach of the Wisconsin men's basketball team.

HONORS

- Academic All-Big Ten (2023)

INDIVIDUAL BENCHMARKS

	SEASON	CAREER
GP/GS:	5/0	10/0
5+ POINTS:	--	--
5+ REBOUNDS:	--	--
10+ MIN PLAYED:	--	--

MISCELLANEOUS STATISTICS

- Last 20+ pt game: --
- Last 30+ pt game: --

TOP PERFORMANCES

- South Dakota (11/7/22): Played 1 minute off the bench, his first career playing time at Wisconsin.

SEASON HIGHS

POINTS: --
 FIELD GOALS: --
 FG ATTEMPTS: 1 vs. Arkansas State (11/6/23)
 3-POINT FGS: --
 3-POINT FGAS: --
 FREE THROWS: --
 FT ATTEMPTS: --
 REBOUNDS: --
 ASSISTS: --
 BLOCKS: --
 STEALS: --
 MINUTES: 1 (5x) MR vs. Nebraska (1/6/24)

CAREER HIGHS

POINTS: --
 FIELD GOALS: --
 FG ATTEMPTS: 1 vs. Arkansas State (11/6/23)
 3-POINT FGS: --
 3-POINT FGAS: 1 vs. Lehigh (12/15/22)
 FREE THROWS: --
 FT ATTEMPTS: --
 REBOUNDS: --
 ASSISTS: --
 BLOCKS: --
 STEALS: --
 MINUTES: 2 vs. Lehigh (12/15/22)

GAME-BY-GAME STATISTICS

#15 GARD, Isaac

Opponent	Date	GS	MIN	Total		3-Pointers		Free throws		Rebounds				Scoring						
				FG-FGA	PCT	3FG-3FGA	PCT	FT-FTA	PCT	OFF	DEF	TOT	AVG	PF	A	TO	BLK	STL	PTS	AVG
Arkansas St.	11/06/2023		00:58	0-1	.000	0-0	.000	0-0	.000	0	0	0	0.0	0	0	0	0	0	0	0.0
vs Virginia	11/20/2023		00:43	0-0	.000	0-0	.000	0-0	.000	0	0	0	0.0	0	0	0	0	0	0	0.0
Western Ill.	11/27/2023		01:16	0-0	.000	0-0	.000	0-0	.000	0	0	0	0.0	0	0	0	0	0	0	0.0
Chicago St.	12/22/2023		00:36	0-0	.000	0-0	.000	0-0	.000	0	0	0	0.0	0	0	0	0	0	0	0.0
Nebraska	01/06/2024		01:15	0-0	.000	0-0	.000	0-0	.000	0	0	0	0.0	1	0	0	0	0	0	0.0
Totals		0	04:47	0-1	.000	0-0	.000	0-0	.000	0	0	0	0.0	1	0	0	0	0	0	0.0

CAREER STATISTICS

GARD, Isaac

SEASON	TEAM	GP-GS	MIN/AVG	Field Goals		3-Point		F-Throws		Rebounds				Scoring						
				FG-FGA	FG%	3FG-3FGA	3FG%	FT-FTA	FT%	OFF	DEF	TOT	AVG	PF	FO	A	TO	BLK	STL	PTS
2022-23	Wisc	5-0	5/0.9	0-1	.000	0-1	.000	0-0	.000	0	0	0	0.0	1-0	0	0	0	0	0	0.0
2023-24	Wisc	5-0	5/1.0	0-1	.000	0-0	.000	0-0	.000	0	0	0	0.0	1-0	0	0	0	0	0	0.0
TOTAL		10-0	9/0.9	0-2	.000	0-1	.000	0-0	.000	0	0	0	0.0	2-0	0	0	0	0	0	0.0

21 | CHRIS HODGES

Sophomore | Forward | 6-9 | 250
Schaumburg, Ill. | Schaumburg



X/Twitter: @chrishodges35 | Instagram: @chrishodges35

GET TO KNOW CHRIS

Chris Hodges made his debut for the Badgers last season, playing in 14 games for Wisconsin. He scored his first points at UW against Michigan State. The 6-foot-9 forward from Schaumburg, Illinois, played at Schaumburg High School, where he was named the 2019 Mid-Suburban League West Player of the Year as a junior. Earning Second-Team Class 4A All-State honors, as well as MSL all-conference and all-area awards in 2019, Hodges led Schaumburg to a 25-7 record his junior year, the MSL championship, and helped the team advance to the regional finals. He averaged 15.5 points (69.8% FG), 8.0 rebounds and 2.0 blocks per game as a junior. As a sophomore in 2018, he led Schaumburg to a regional championship averaging 16 points, 5.2 rebounds and 2 blocks per game.

INDIVIDUAL BENCHMARKS

	SEASON	CAREER
GP/GS:	5/0	19/0
5+ POINTS:	--	--
5+ REBOUNDS:	--	--
LED UW IN PTS:	--	--
LED UW IN REB:	--	--

MISCELLANEOUS STATISTICS

- Last 20+ pt game: --
- Last 30+ pt game: --

TOP PERFORMANCES

- South Dakota (11/7/22): Played 6 minutes off the bench, his first career minutes at Wisconsin.

SEASON HIGHS

POINTS: --
 FIELD GOALS: --
 FG ATTEMPTS: 1 vs. Western Illinois (11/27/23)
 3-POINT FGS: --
 3-POINT FGAS: --
 FREE THROWS: --
 FT ATTEMPTS: --
 REBOUNDS: 1 vs. Western Illinois (11/27/23)
 ASSISTS: --
 BLOCKS: 1 (2x) MR vs. Chicago St (12/22/23)
 STEALS: --
 MINUTES: 3 vs. Western Illinois (11/27/23)

CAREER HIGHS

POINTS: 2 vs Michigan St. (1/10/23)
 FIELD GOALS: 1 vs Michigan St. (1/10/23)
 FG ATTEMPTS: 1 (3x) MR at Maryland (1/25/23)
 3-POINT FGS: --
 3-POINT FGAS: --
 FREE THROWS: --
 FT ATTEMPTS: --
 REBOUNDS: 1 (3x) MR at Indiana (1/14/23)
 ASSISTS: --
 BLOCKS: 1 (3x) MR vs. Chicago St (12/22/23)
 STEALS: --
 MINUTES: 6 vs. South Dakota (11/7/22)

GAME-BY-GAME STATISTICS

#21 HODGES, Chris

Opponent	Date	GS	MIN	Total		3-Pointers		Free throws		Rebounds				Other						
				FG-FGA	PCT	3FG-3FGA	PCT	FT-FTA	PCT	OFF	DEF	TOT	AVG	PF	A	TO	BLK	STL	PTS	AVG
Arkansas St.	11/06/2023		02:00	0-0	.000	0-0	.000	0-0	.000	0	0	0	0.0	0	0	0	1	0	0	0.0
vs Virginia	11/20/2023		01:03	0-0	.000	0-0	.000	0-0	.000	0	0	0	0.0	0	0	0	0	0	0	0.0
Western Ill.	11/27/2023		02:45	0-1	.000	0-0	.000	0-0	.000	0	1	1	0.3	0	0	0	0	0	0	0.0
Chicago St.	12/22/2023		02:21	0-0	.000	0-0	.000	0-0	.000	0	0	0	0.3	0	0	0	1	0	0	0.0
Nebraska	01/06/2024		01:15	0-0	.000	0-0	.000	0-0	.000	0	0	0	0.2	0	0	0	0	0	0	0.0
Totals		0	09:24	0-1	.000	0-0	.000	0-0	.000	0	1	1	0.2	0	0	0	2	0	0	0.0

CAREER STATISTICS

HODGES, Chris

SEASON TEAM	GP-GS	MIN/AVG	Field Goals		3-Point		F-Throws		Rebounds				Scoring						
			FG-FGA	FG%	3FG-3FGA	3FG%	FT-FTA	FT%	OFF	DEF	TOT	AVG	PF-FO	A	TO	BLK	STL	PTS	AVG
2022-23 Wisc	14-0	30/2.2	1-3	.333	0-0	.000	0-0	.000	2	1	3	0.2	3-0	0	0	1	0	2	0.1
2023-24 Wisc	5-0	9/1.9	0-1	.000	0-0	.000	0-0	.000	0	1	1	0.2	0-0	0	0	2	0	0	0.0
TOTAL	19-0	40/2.1	1-4	.250	0-0	.000	0-0	.000	2	2	4	0.2	3-0	0	0	3	0	2	0.1

22 | STEVEN CROWL

Junior | Forward | 7-0 | 247
Eagan, Minn. | Eastview



X/Twitter: @steven_crowl | Instagram: @stevencrowl

GET TO KNOW STEVEN

The development of Steven Crowl has seen an upward trajectory over his career at Wisconsin. The big man averaged 0.7 points per game as a freshman, 8.8 points per contest as a sophomore, and finished last season at 12.1 points per game in a starring role for the Badgers. Crowl developed into a leading contributor for UW last season, ranked second in scoring (12.1 ppg), first in rebounds (6.9 rpg) and second in assists (2.5 apg). A talented passer, Crowl was one of only two 7-footers in the nation last season to average at least 2.5 assists per game. Crowl scored 20-plus points in five games last season, headlined by a career-high 36 points in Wisconsin's first-round NIT win over Bradley.

HONORS

- Academic All-Big Ten (2x) - 2022, 2023

INDIVIDUAL BENCHMARKS

	SEASON	CAREER
GP/GS:	16/16	96/84
10+ POINTS:	10	42
20+ POINTS:	--	7
10+ REBOUNDS:	3	10
DOUBLE-DOUBLES:	3	7
LED UW IN PTS:	2	13
LED UW IN REB:	9	33

MISCELLANEOUS STATISTICS

- Last 20+ pt game: 36 vs. Bradley (3/14/23)
- Last 30+ pt game: 36 vs. Bradley (3/14/23)

TOP PERFORMANCES

- vs Iowa (1/2/24):** Double-double with 14 points (6-10 FG, 2-2 3FG) and a career high 13 rebounds.
- vs #3 Marquette (12/2/23):** Finished with 16 points and 8 rebounds, shooting 5-6 FG and 6-8 FT.
- vs #24 Virginia (11/20/23):** Tallied a double-double with a team-high 15 pts, 10 reb, plus 2 ast and 1 blk.
- vs Robert Morris (11/17/23):** Finished with 16 points (7-9 FG) and 8 rebounds in 31 minutes.
- vs Bradley (3/14/23):** Exploded for a career high 36 points in an NIT win vs. Bradley at the Kohl Center.

SEASON HIGHS

POINTS: 19 vs. Jax State (12/14/23)
FIELD GOALS: 7 (3x) MR vs. Jax State (12/14/23)
FG ATTEMPTS: 12 at Michigan St (12/5/23)
3-POINT FGS: 4 at Michigan St (12/5/23)
3-POINT FGAS: 4 at Michigan St (12/5/23)
FREE THROWS: 6 vs. Marquette (12/2/23)
FT ATTEMPTS: 8 (2x) MR vs. Jax State (12/14/23)
REBOUNDS: 13 vs. Iowa (1/2/24)
ASSISTS: 5 at Michigan St (12/5/23)
BLOCKS: 2 at Ohio State (1/10/24)
STEALS: 2 vs. Western Illinois (11/27/23)
MINUTES: 33 vs. Iowa (1/2/24)

CAREER HIGHS

POINTS: 36 vs. Bradley (3/14/23)
FIELD GOALS: 12 vs. Bradley (3/14/23)
FG ATTEMPTS: 18 at Illinois (1/7/23)
3-POINT FGS: 5 vs. Bradley (3/14/23)
3-POINT FGAS: 7 (2x) MR vs. Bradley (3/14/23)
FREE THROWS: 7 vs. Bradley (3/14/23)
FT ATTEMPTS: 8 vs. Marquette (12/2/23)
REBOUNDS: 13 vs. Iowa (1/2/24)
ASSISTS: 7 (2x) MR at Iowa (12/11/22)
BLOCKS: 3 vs. Stanford (11/11/22)
STEALS: 2 (2x) MR vs. Western Ill (11/27/23)
MINUTES: 40 at Nebraska (2/11/23)

GAME-BY-GAME STATISTICS

#22 CROWL, Steven

Opponent	Date	GS	MIN	Total		3-Pointers		Free throws		Rebounds				PF	A	TO	BLK	STL	PTS	AVG
				FG-FGA	PCT	3FG-3FGA	PCT	FT-FTA	PCT	OFF	DEF	TOT	AVG							
Arkansas St.	11/06/2023	*	18:29	3-4	.750	0-0	.000	3-6	.500	0	3	3	3.0	4	4	1	0	0	9	9.0
Tennessee	11/10/2023	*	25:40	4-9	.444	1-2	.500	5-6	.833	3	6	9	6.0	3	1	1	0	14	11.5	
at Providence	11/14/2023	*	28:28	1-5	.200	0-1	.000	2-2	1.000	5	1	6	6.0	2	2	2	0	1	4	9.0
Robert Morris	11/17/2023	*	31:11	7-9	.778	0-0	.000	2-6	.333	4	4	8	6.5	2	1	1	1	16	10.8	
vs Virginia	11/20/2023	*	27:38	7-10	.700	1-1	1.000	0-0	.000	4	6	10	7.2	0	2	3	1	0	15	11.6
vs SMU	11/22/2023	*	31:55	2-4	.500	0-0	.000	1-1	1.000	4	4	8	7.3	4	2	2	0	1	5	10.5
Western Ill.	11/27/2023	*	29:49	5-7	.714	1-1	1.000	2-2	1.000	5	6	11	7.9	2	3	2	0	2	13	10.9
Marquette	12/02/2023	*	32:18	5-6	.833	0-0	.000	6-8	.750	4	4	8	7.9	2	1	1	0	16	11.5	
at Michigan St.	12/05/2023	*	30:35	6-12	.500	4-4	1.000	2-2	1.000	1	5	6	7.7	4	5	1	0	0	18	12.2
at Arizona	12/09/2023	*	26:27	5-9	.556	1-2	.500	0-0	.000	1	1	2	7.1	1	0	3	0	0	11	12.1
Jacksonville St.	12/14/2023	*	25:43	7-11	.636	1-3	.333	4-8	.500	1	8	9	7.3	2	0	0	0	0	19	12.7
Chicago St.	12/22/2023	*	28:58	4-7	.571	0-0	.000	5-6	.833	4	3	7	7.3	2	3	1	0	0	13	12.8
Iowa	01/02/2024	*	32:37	6-10	.600	2-2	1.000	0-0	.000	2	11	13	7.7	3	2	4	1	0	14	12.8
Nebraska	01/06/2024	*	30:08	4-5	.800	1-2	.500	0-0	.000	1	6	7	7.6	1	4	1	0	0	9	12.6
at Ohio St.	01/10/2024	*	28:17	2-8	.250	0-2	.000	1-1	1.000	3	3	6	7.5	2	3	2	0	5	12.1	
Northwestern	01/13/2024	*	28:51	2-6	.333	0-2	.000	2-2	1.000	3	5	8	7.6	3	3	2	1	0	6	11.7
Totals			16 457:06	70-122	.574	12-22	.545	35-50	.700	45	76	121	7.6	37	36	27	8	5	187	11.7

CAREER STATISTICS

CROWL, Steven

SEASON	TEAM	GP-GS	MIN	Field Goals		3-Point		F-Throws		Rebounds				Scoring						
				FG-FGA	FG%	3FG-3FGA	3FG%	FT-FTA	FT%	OFF	DEF	TOT	AVG	PF-FO	A	TO	BLK	STL	PTS	AVG
2020-21	Wisc	12-0	36/3.0	4-8	.500	0-1	.000	0-0	.000	4	5	9	0.8	9-0	2	3	1	0	8	0.7
2021-22	Wisc	33-33	834/25.3	114-230	.496	26-82	.317	36-45	.800	48	96	144	4.4	84-1	48	31	9	9	290	8.8
2022-23	Wisc	35-35	1071/30.6	173-339	.510	27-88	.307	52-82	.634	53	190	243	6.9	74-0	86	56	17	12	425	12.1
2023-24	Wisc	16-16	457/28.6	70-122	.574	12-22	.545	35-50	.700	45	76	121	7.6	37-0	36	27	8	5	187	11.7
TOTAL		96-84	2398/25.0	361-699	.516	65-193	.337	123-177	.695	150	367	517	5.4	204-1	172	117	35	26	910	9.5

23 | CHUCKY HEPBURN

Junior | Guard | 6-2 | 195
Omaha, Neb. | Bellevue West



X/Twitter: @ChuckyHepburn | Instagram: @chucky.hepburn

GET TO KNOW CHUCKY

Chucky Hepburn, an All-Big Ten Freshman in his debut season and a honorable mention league honoree as a sophomore, continues to elevate his game for the Badgers. Leading Wisconsin with 2.8 assists per game last season, Hepburn's steady leadership has anchored Wisconsin's lineup since he stepped in as a starter immediately as a freshman (started all 68 games his first two seasons). Hepburn improved his 3-point shooting drastically last season, ranking among the Big Ten's best shooting 39.4 percent from distance. Defensively, Hepburn ranked top five in the Big Ten averaging 1.5 steals per game in 2022-23. He is most-known for his game-winning 3-pointer as a freshman to defeat Purdue and clinch the 2022 Big Ten Championship, but he's continued to make clutch plays on both ends of the floor including five game-clinching steals in the final 30 seconds of UW's wins last season.

HONORS

- 2023 All-Big Ten Honorable Mention
- 2022 Big Ten All-Freshman Team

INDIVIDUAL BENCHMARKS

	SEASON	CAREER
GP/GS:	16/16	84/84
10+ POINTS:	6	41
20+ POINTS:	1	4
4+ 3FGS:	--	5
5+ ASSISTS:	6	17
3+ STEALS:	7	17
LED UW IN PTS:	2	13
LED UW IN AST:	11	43

MISCELLANEOUS STATISTICS

- Last 20+ pt game: 20 vs. Arkansas St (11/6/23)
- Last 30+ pt game: --

TOP PERFORMANCES

- vs Nebraska (1/6/24):** Game-high 6 assists (1 TO), plus 12 points (3-for-5 from 3) and 3 steals in a win.
- at Michigan St (12/5/23):** Career-high 8 assists, plus 5 points and 5 rebounds in the road win.
- vs SMU (11/22/23):** Scored all 10 of his points in final 4:36 of championship game victory.
- vs Liberty (3/19/23):** Scored a career high 27 points in an NIT win over Liberty.

SEASON HIGHS

POINTS: 20 vs. Arkansas State (11/6/23)
FIELD GOALS: 7 vs. Arkansas State (11/6/23)
FG ATTEMPTS: 10 (3x) MR vs. Robert Morris (11/17/23)
3-POINT FGS: 3 vs. Nebraska (1/6/24)
3-POINT FGAS: 6 at Ohio State (1/10/24)
FREE THROWS: 5 vs. Jax State (12/14/23)
FT ATTEMPTS: 8 vs. Jax State (12/14/23)
REBOUNDS: 6 (2x) MR at Arizona (12/9/23)
ASSISTS: 8 at Michigan St (12/5/23)
BLOCKS: 1 at Michigan St (12/5/23)
STEALS: 5 vs. Jax State (12/14/23)
MINUTES: 37 (2x) MR vs. Northwestern (1/13/24)

CAREER HIGHS

POINTS: 27 vs. Liberty (3/19/23)
FIELD GOALS: 9 vs. Liberty (3/19/23)
FG ATTEMPTS: 21 at Nebraska (2/11/23)
3-POINT FGS: 6 vs. Wake Forest (11/29/22)
3-POINT FGAS: 12 (2x) MR at Nebraska (2/11/23)
FREE THROWS: 9 vs. Liberty (3/19/23)
FT ATTEMPTS: 11 vs. Liberty (3/19/23)
REBOUNDS: 7 vs. Green Bay (11/15/22)
ASSISTS: 8 at Michigan St (12/5/23)
BLOCKS: 2 vs. Indiana (12/8/21)
STEALS: 5 (2x) MR vs. Jax State (12/14/23)
MINUTES: 42 at Nebraska (2/11/23)

GAME-BY-GAME STATISTICS

#23 HEPBURN, Chucky

Opponent	Date	GS	MIN	Total		3-Pointers		Free throws		Rebounds				PF	A	TO	BLK	STL	PTS	AVG	
				FG-FGA	PCT	3FG-3FGA	PCT	FT-FTA	PCT	OFF	DEF	TOT	AVG								
Arkansas St.	11/06/2023	*	30:28	7-10	.700	2-3	.667	4-5	.800	0	1	1	1.0	0	6	2	0	3	20	20.0	
Tennessee	11/10/2023	*	35:36	5-9	.556	1-4	.250	2-2	1.000	2	2	4	2.5	4	1	2	0	1	13	16.5	
at Providence	11/14/2023	*	29:20	2-10	.200	0-3	.000	4-4	1.000	1	2	3	2.7	2	0	2	0	0	8	13.7	
Robert Morris	11/17/2023	*	34:35	4-10	.400	1-5	.200	1-2	.500	0	4	4	3.0	1	5	3	0	3	10	12.8	
vs Virginia	11/20/2023	*	29:30	1-8	.125	1-4	.250	0-0	.000	0	0	0	2.4	2	6	0	0	1	3	10.8	
vs SMU	11/22/2023	*	28:24	3-8	.375	2-4	.500	2-3	.667	1	1	2	2.3	0	1	1	0	1	10	10.7	
Western Ill.	11/27/2023	*	30:13	6-9	.667	1-3	.333	0-0	.000	0	2	2	2.3	1	2	1	0	0	13	11.0	
Marquette	12/02/2023	*	34:13	3-9	.333	0-4	.000	3-4	.750	0	6	6	2.8	1	4	1	0	4	9	10.8	
at Michigan St.	12/05/2023	*	34:00	2-7	.286	1-4	.250	0-0	.000	2	3	5	3.0	0	8	1	1	0	5	10.1	
at Arizona	12/09/2023	*	29:34	3-9	.333	1-2	.500	0-0	.000	0	6	6	3.3	2	6	1	0	1	7	9.8	
Jacksonville St.	12/14/2023	*	30:24	1-6	.167	0-2	.000	5-8	.625	2	0	2	3.2	2	4	0	0	5	7	9.5	
Chicago St.	12/22/2023	*	19:53	1-2	.500	0-0	.000	1-2	.500	0	3	3	3.2	1	4	0	0	1	3	9.0	
Iowa	01/02/2024	*	25:02	2-5	.400	0-1	.000	0-1	.000	0	2	2	3.1	4	3	2	0	1	4	8.6	
Nebraska	01/06/2024	*	32:51	5-8	.625	3-5	.600	0-0	.000	0	2	2	3.0	1	6	1	0	3	13	8.9	
at Ohio St.	01/10/2024	*	36:49	3-8	.375	1-6	.167	0-0	.000	1	3	4	3.1	3	4	1	0	4	7	8.8	
Northwestern	01/13/2024	*	36:33	1-3	.333	0-1	.000	2-2	1.000	1	4	5	3.2	1	3	1	0	3	4	8.5	
Totals			16	497:24	49-121	.405	14-51	.275	24-33	.727	10	41	51	3.2	25	63	19	1	31	136	8.5

CAREER STATISTICS

HEPBURN, Chucky

SEASON	TEAM	GP-GS	MIN	AVG	Field Goals		3-Point		F-Throws		Rebounds				PF-FO		TO	BLK	STL	Scoring	
					FG-FGA	FG%	3FG-3FGA	3FG%	FT-FTA	FT%	OFF	DEF	TOT	AVG	A	PTS				AVG	
2021-22	Wisc	33-33	1022	31.0	92-237	.388	39-112	.348	39-56	.696	7	63	70	2.1	70-0	77	39	5	36	262	7.9
2022-23	Wisc	35-35	1124	32.1	152-403	.377	68-168	.405	56-78	.718	16	83	99	2.8	75-0	99	52	2	52	428	12.2
2023-24	Wisc	16-16	497	31.1	49-121	.405	14-51	.275	24-33	.727	10	41	51	3.2	25-0	63	19	1	31	136	8.5
TOTAL		84-84	2643	31.5	293-761	.385	121-331	.366	119-167	.713	33	187	220	2.6	170-0	239	110	8	119	826	9.8

25 | JOHN BLACKWELL

Freshman | Guard | 6-4 | 194
Highland Park, Mich. | Brother Rice



X/Twitter: @_Johnblackwell1 | Instagram: @thejohnblackwell

GET TO KNOW JOHN

Three-star recruit from Bloomfield Hills, Michigan ranked as the 26th-best combo guard in the nation and the third-best prospect in the state of Michigan. As a junior at Brother Rice High School, he averaged 13 points, five rebounds and four assists per game while shooting 49 percent from beyond the arc – the highest 3-point shooting percentage in Michigan that season. John's father, Glynn Blackwell, played four seasons at Illinois (1984-88) at shooting guard, playing in 106 games (57 starts) for the Illini where he averaged 12.1 points per game as a senior.

INDIVIDUAL BENCHMARKS

	SEASON	CAREER
GP/GS:	16/0	16/0
5+ POINTS:	14	14
10+ POINTS:	8	8
LED UW IN PTS:	2	2
LED UW IN 3FG:	4	4
10+ MIN PLAYED:	15	15

MISCELLANEOUS STATISTICS

- Last 20+ pt game: --
- Last 30+ pt game: --

TOP PERFORMANCES

- at #1 Arizona (12/9/23):** Scored a team-high 17 points (4-5 3FG), while grabbing a team-high 7 rebounds.
- vs #24 Virginia (11/20/23):** 10 points in 18 minutes off the bench, including team-high 2 triples (2-3 3FG).
- vs Robert Morris (11/17/23):** Career high 18 points (4-5 FG, 2-3 3FG, 8-10 FT) in 18 minutes off bench.
- at Providence (11/14/23):** Scored 11 points off of the bench, plus 5 rebounds, in 25 minutes.
- vs Arkansas State (11/6/23):** Made his debut as a Badger, scoring 12 points (3-3 FG, 1-1 3FG, 5-7 FT) plus 4 rebounds playing 15 minutes off the bench.

SEASON HIGHS

- POINTS:** 18 vs. Robert Morris (11/17/23)
- FIELD GOALS:** 6 at Arizona (12/9/23)
- FG ATTEMPTS:** 12 at Arizona (12/9/23)
- 3-POINT FGS:** 4 at Arizona (12/9/23)
- 3-POINT FGAS:** 5 at Arizona (12/9/23)
- FREE THROWS:** 8 vs. Robert Morris (11/17/23)
- FT ATTEMPTS:** 10 vs. Robert Morris (11/17/23)
- REBOUNDS:** 9 (2x) MR vs. Chicago St (12/22/23)
- ASSISTS:** 2 (3x) MR vs. Jax State (12/14/23)
- BLOCKS:** 1 vs. Chicago State (12/22/23)
- STEALS:** 2 vs. Robert Morris (11/17/23)
- MINUTES:** 26 at Arizona (12/9/23)

CAREER HIGHS

- POINTS:** 18 vs. Robert Morris (11/17/23)
- FIELD GOALS:** 6 at Arizona (12/9/23)
- FG ATTEMPTS:** 12 at Arizona (12/9/23)
- 3-POINT FGS:** 4 at Arizona (12/9/23)
- 3-POINT FGAS:** 5 at Arizona (12/9/23)
- FREE THROWS:** 8 vs. Robert Morris (11/17/23)
- FT ATTEMPTS:** 10 vs. Robert Morris (11/17/23)
- REBOUNDS:** 9 (2x) MR vs. Chicago St (12/22/23)
- ASSISTS:** 2 (3x) MR vs. Jax State (12/14/23)
- BLOCKS:** 1 vs. Chicago State (12/22/23)
- STEALS:** 2 vs. Robert Morris (11/17/23)
- MINUTES:** 26 at Arizona (12/9/23)

GAME-BY-GAME STATISTICS

#25 BLACKWELL, John

Opponent	Date	GS	MIN	Total		3-Pointers		Free throws		Rebounds				PF	A	TO	BLK	STL	PTS	AVG
				FG-FGA	PCT	3FG-3FGA	PCT	FT-FTA	PCT	OFF	DEF	TOT	AVG							
Arkansas St.	11/06/2023		15:06	3-3	1.000	1-1	1.000	5-7	.714	1	3	4	4.0	0	0	1	0	1	12	12.0
Tennessee	11/10/2023		09:23	0-2	.000	0-0	.000	0-0	.000	0	0	0	2.0	0	0	0	0	0	0	6.0
at Providence	11/14/2023		25:25	5-10	.500	1-3	.333	0-0	.000	2	3	5	3.0	1	0	0	0	11	7.7	
Robert Morris	11/17/2023		18:00	4-5	.800	2-3	.667	8-10	.800	0	2	2	2.8	2	1	0	0	2	18	10.3
vs Virginia	11/20/2023		17:45	2-7	.286	2-3	.667	4-4	1.000	1	3	4	3.0	2	0	0	0	10	10.2	
vs SMU	11/22/2023		22:09	3-8	.375	0-3	.000	4-4	1.000	3	6	9	4.0	1	2	2	0	1	10	10.2
Western Ill.	11/27/2023		18:06	2-3	.667	1-1	1.000	0-0	.000	0	0	0	3.4	2	0	0	0	5	9.4	
Marquette	12/02/2023		11:16	1-2	.500	0-0	.000	4-4	1.000	0	1	1	3.1	2	0	1	0	6	9.0	
at Michigan St.	12/05/2023		20:07	2-4	.500	0-2	.000	6-6	1.000	3	1	4	3.2	0	1	1	0	10	9.1	
at Arizona	12/09/2023		25:56	6-12	.500	4-5	.800	1-2	.500	1	6	7	3.6	2	2	0	0	17	9.9	
Jacksonville St.	12/14/2023		25:08	3-7	.429	1-1	1.000	0-0	.000	1	1	2	3.5	3	2	1	0	1	7	9.6
Chicago St.	12/22/2023		13:56	1-5	.200	0-3	.000	4-4	1.000	0	9	9	3.9	3	0	1	1	1	6	9.3
Iowa	01/02/2024		23:54	1-5	.200	0-1	.000	3-6	.500	1	3	4	3.9	2	1	3	0	1	5	9.0
Nebraska	01/06/2024		18:46	5-8	.625	1-2	.500	1-1	1.000	0	3	3	3.9	0	0	2	0	0	12	9.2
at Ohio St.	01/10/2024		10:57	1-3	.333	1-1	1.000	0-0	.000	0	1	1	3.7	0	1	0	0	0	3	8.8
Northwestern	01/13/2024		17:27	1-3	.333	0-0	.000	3-4	.750	0	3	3	3.6	2	1	1	0	0	5	8.6
Totals			0 293:20	40-87	.460	14-29	.483	43-52	.827	13	45	58	3.6	22	11	13	1	7	137	8.6

CAREER STATISTICS

BLACKWELL, John

		Field Goals		3-Point		F-Throws		Rebounds				Scoring								
SEASON	TEAM	GP-GS	MIN/AVG	FG-FGA	FG%	3FG-3FGA	3FG%	FT-FTA	FT%	OFF	DEF	TOT	AVG	PF-FO	A	TO	BLK	STL	PTS	AVG
2023-24	Wisc	16-0	293/18.3	40-87	.460	14-29	.483	43-52	.827	13	45	58	3.6	22-0	11	13	1	7	137	8.6
TOTAL		16-0	293/18.3	40-87	.460	14-29	.483	43-52	.827	13	45	58	3.6	22-0	11	13	1	7	137	8.6

31 | NOLAN WINTER

Freshman | Forward | 6-11 | 220
Lakeville, Minn. | Lakeville North



X/Twitter: @NolanWinter5 | Instagram: @nolan_winter31

GET TO KNOW NOLAN

Nolan Winter committed to Wisconsin and continued not only a family athletic legacy at the collegiate level, but also carried on a line of Lakeville North Badgers. The 6-foot-11 forward ranked as the No. 2 recruit in the state of Minnesota, according to 247 Sports. Winter played basketball at Lakeville North, the same high school program that current senior forward Tyler Wahl and former forward Nate Reuvers attended. The 6-foot-10 senior forward averaged 23.4 points and 11.6 rebounds per game while shooting 64.1 percent from the field and led the Panthers to a 28-4 record and the Class AAAA state semifinals. He was named the 2022-23 Gatorade State Player of the Year, while also earning player of the year honors from the Associated Press, MaxPreps and East Metro. Nolan's father, Trevor, played Big Ten basketball as a 7-foot center on Minnesota's 1997 Final Four team, and Nolan's mother, Heidi, played volleyball for the Gophers.

INDIVIDUAL BENCHMARKS

	SEASON	CAREER
GP/GS:	16/0	16/0
5+ POINTS:	5	5
10+ POINTS:	--	--
5+ REBOUNDS:	1	1
10+ REBOUNDS:	--	--
LED UW IN PTS:	--	--
LED UW IN REB:	1	1
10+ MIN PLAYED:	9	9

MISCELLANEOUS STATISTICS

- Last 20+ pt game: --
- Last 30+ pt game: --

TOP PERFORMANCES

- at Ohio State (1/10/24): Had a career high 7 points (3-5 FG), plus 2 rebounds in the road win.
- vs Arkansas State (11/6/23): Made his debut as a Badger, scoring 6 points and grabbing a team-high 7 rebounds in 14 minutes off the bench.

SEASON HIGHS

POINTS: 7 at Ohio State (1/10/24)
FIELD GOALS: 3 (2x) MR at Ohio State (1/10/24)
FG ATTEMPTS: 5 (2x) MR at Ohio State (1/10/24)
3-POINT FGS: 1 (5x) MR at Ohio State (1/10/24)
3-POINT FGAS: 3 at Ohio State (1/10/24)
FREE THROWS: 3 vs. Western Illinois (11/27/23)
FT ATTEMPTS: 4 vs. Western Illinois (11/27/23)
REBOUNDS: 7 vs. Arkansas State (11/6/23)
ASSISTS: 2 at Arizona (12/9/23)
BLOCKS: --
STEALS: 1 (2x) MR vs. Virginia (11/20/23)
MINUTES: 15 vs. Arkansas State (11/6/23)

CAREER HIGHS

POINTS: 7 at Ohio State (1/10/24)
FIELD GOALS: 3 (2x) MR at Ohio State (1/10/24)
FG ATTEMPTS: 5 (2x) MR at Ohio State (1/10/24)
3-POINT FGS: 1 (5x) MR at Ohio State (1/10/24)
3-POINT FGAS: 3 at Ohio State (1/10/24)
FREE THROWS: 3 vs. Western Illinois (11/27/23)
FT ATTEMPTS: 4 vs. Western Illinois (11/27/23)
REBOUNDS: 7 vs. Arkansas State (11/6/23)
ASSISTS: 2 at Arizona (12/9/23)
BLOCKS: --
STEALS: 1 (2x) MR vs. Virginia (11/20/23)
MINUTES: 15 vs. Arkansas State (11/6/23)

GAME-BY-GAME STATISTICS

#31 WINTER, Nolan

Opponent	Date	GS	MIN	Total		3-Pointers		Free throws		Rebounds			PF	A	TO	BLK	STL	PTS	AVG	
				FG-FGA	PCT	3FG-3FGA	PCT	FT-FTA	PCT	OFF	DEF	TOT								AVG
Arkansas St.	11/06/2023		14:31	3-3	1.000	0-0	.000	0-1	.000	2	5	7	7.0	1	0	0	0	1	6	6.0
Tennessee	11/10/2023		12:21	1-3	.333	0-2	.000	0-0	.000	1	0	1	4.0	0	1	0	0	0	2	4.0
at Providence	11/14/2023		05:56	1-2	.500	1-1	1.000	0-0	.000	2	0	2	3.3	2	0	0	0	1	3	3.7
Robert Morris	11/17/2023		06:28	0-1	.000	0-0	.000	0-0	.000	1	1	2	3.0	0	1	0	0	0	0	2.8
vs Virginia	11/20/2023		11:19	1-3	.333	1-2	.500	0-0	.000	1	2	3	3.0	0	0	0	0	1	3	2.8
vs SMU	11/22/2023		07:34	1-2	.500	0-1	.000	0-0	.000	0	1	1	2.7	0	0	1	0	0	2	2.7
Western Ill.	11/27/2023		10:11	0-1	.000	0-1	.000	3-4	.750	1	0	1	2.4	2	0	1	0	0	3	2.7
Marquette	12/02/2023		05:41	0-0	.000	0-0	.000	0-0	.000	0	1	1	2.3	0	1	0	0	0	0	2.4
at Michigan St.	12/05/2023		08:27	1-3	.333	0-2	.000	0-0	.000	0	3	3	2.3	2	0	0	0	1	2	2.3
at Arizona	12/09/2023		13:33	1-2	.500	1-2	.500	0-0	.000	0	1	1	2.2	2	2	0	0	0	3	2.4
Jacksonville St.	12/14/2023		14:31	2-3	.667	1-2	.500	0-1	.000	1	2	3	2.3	0	0	0	0	0	5	2.6
Chicago St.	12/22/2023		11:50	0-2	.000	0-1	.000	0-0	.000	0	0	0	2.1	0	1	0	0	0	0	2.4
Iowa	01/02/2024		07:18	2-3	.667	0-1	.000	1-1	1.000	0	1	1	2.0	1	0	0	0	0	5	2.6
Nebraska	01/06/2024		08:37	2-5	.400	0-2	.000	1-1	1.000	0	1	1	1.9	2	0	0	0	0	5	2.8
at Ohio St.	01/10/2024		11:19	3-5	.600	1-3	.333	0-0	.000	0	2	2	1.9	1	0	0	0	0	7	3.1
Northwestern	01/13/2024		10:47	1-2	.500	0-1	.000	0-0	.000	0	2	2	1.9	2	1	0	0	0	2	3.0
Totals			0 160:23	19-40	.475	5-21	.238	5-8	.625	9	22	31	1.9	15	7	2	0	4	48	3.0

CAREER STATISTICS

WINTER, Nolan

SEASON	TEAM	GP-GS	MIN/AVG	Field Goals		3-Point		F-Throws		Rebounds			Scoring							
				FG-FGA	FG%	3FG-3FGA	3FG%	FT-FTA	FT%	OFF	DEF	TOT	AVG	PF-FO	A	TO	BLK	STL	PTS	AVG
2023-24	Wisc	16-0	160/10.0	19-40	.475	5-21	.238	5-8	.625	9	22	31	1.9	15-0	7	2	0	4	48	3.0
TOTAL		16-0	160/10.0	19-40	.475	5-21	.238	5-8	.625	9	22	31	1.9	15-0	7	2	0	4	48	3.0

34 | GUS YALDEN

Freshman | Forward | 6-9 | 245
Appleton, Wis. | La Lumiere (Indiana)



X/Twitter: @gusbus2023 | Instagram: @gus.bus.19

GET TO KNOW GUS

Four-star big man Gus Yalden, a native of Appleton, Wisconsin, returns home to play for his home state Badgers. The 6-foot-9 forward ranked as the 17th best center in the country for his class, according to 247 Sports. Yalden attended IMG Academy (Bradenton, Fla.) and the Asheville School (Asheville, N.C.) during his sophomore and junior years before landing at La Lumiere (La Porte, Ind.) for his senior year. Yalden helped La Lumiere finish 18-10 in the National Interscholastic Basketball Conference (NIBC), which is considered to be one of the toughest conferences in the nation. Prior to his senior season, Yalden had a strong summer in the Nike EYBL, which included a 35-point, 17-rebound performance at the prestigious Nike Peach Jam in July.

INDIVIDUAL BENCHMARKS

	SEASON	CAREER
GP/GS:	--/--	--/--
5+ POINTS:	--	--
10+ POINTS:	--	--
LED UW IN PTS:	--	--
LED UW IN 3FG:	--	--

MISCELLANEOUS STATISTICS

- Last 20+ pt game: --
- Last 30+ pt game: --

TOP PERFORMANCES

SEASON HIGHS

POINTS:	--
FIELD GOALS:	--
FG ATTEMPTS:	--
3-POINT FGS:	--
3-POINT FGAS:	--
FREE THROWS:	--
FT ATTEMPTS:	--
REBOUNDS:	--
ASSISTS:	--
BLOCKS:	--
STEALS:	--
MINUTES:	--

CAREER HIGHS

POINTS:	--
FIELD GOALS:	--
FG ATTEMPTS:	--
3-POINT FGS:	--
3-POINT FGAS:	--
FREE THROWS:	--
FT ATTEMPTS:	--
REBOUNDS:	--
ASSISTS:	--
BLOCKS:	--
STEALS:	--
MINUTES:	--

GAME-BY-GAME STATISTICS

CAREER STATISTICS

35 | MARKUS ILVER

Junior | Forward | 6-9 | 225
Tallinn, Estonia | Western Reserve Academy (Ohio)



X/Twitter: @MarkusIlver | Instagram: @markus_ilver

GET TO KNOW MARKUS

Hailing from Tallinn, Estonia, junior forward Markus Ilver begins his third season with the Badgers in 2023-24. The 6-foot-8, combo forward appeared in 18 games for UW last season. He scored a career-high six points in a win vs. Dayton at the Battle 4 Atlantis tournament in the Bahamas. During the summer of 2022, Ilver represented Estonia at the FIBA U20 European Championship in Tbilisi, helping lead his country to a third-place finish. Ilver played a partial season of high school basketball – due to COVID-19 restrictions – at Western Reserve Academy in Hudson, Ohio in 2020-21. Ilver also played prep basketball at Massanutten Military Academy in Virginia during the 2019-20 school year. Markus' father, Priit Ilver, followed a similar path leaving Estonia to play basketball in the United States. Priit Ilver played two seasons at St. Francis Brooklyn from 1998-2000. He appeared in 28 games as a senior before returning to Estonia to play basketball professionally.

HONORS

- Academic All-Big Ten (2023)

INDIVIDUAL BENCHMARKS

	SEASON	CAREER
GP/GS:	12/0	38/0
5+ POINTS:	--	3
10+ POINTS:	--	--
2+ 3FGS:	--	1
10+ MIN PLAYED:	2	9

MISCELLANEOUS STATISTICS

- Last 20+ pt game: --
- Last 30+ pt game: --

TOP PERFORMANCES

- at Illinois (1/7/23): Played a career high 19 minutes, finishing with 2 points and 3 rebounds.
- vs Dayton (11/23/22): Scored 6 points (2-4 3FG) while playing 10 minutes off the bench vs. Dayton.

SEASON HIGHS

POINTS: 5 at Arizona (12/9/23)
FIELD GOALS: 2 at Arizona (12/9/23)
FG ATTEMPTS: 4 (2x) MR at Arizona (12/9/23)
3-POINT FGS: 1 (5x) MR at Arizona (12/9/23)
3-POINT FGAS: 3 at Arizona (12/9/23)
FREE THROWS: --
FT ATTEMPTS: --
REBOUNDS: 5 (2x) MR vs. Western Ill (11/27/23)
ASSISTS: --
BLOCKS: --
STEALS: 2 vs. Western Illinois (11/27/23)
MINUTES: 19 vs. Arkansas State (11/6/23)

CAREER HIGHS

POINTS: 6 vs. Dayton (11/23/22)
FIELD GOALS: 2 (2x) MR at Arizona (12/9/23)
FG ATTEMPTS: 6 at Illinois (1/7/23)
3-POINT FGS: 2 vs. Dayton (11/23/22)
3-POINT FGAS: 4 vs. Dayton (11/23/22)
FREE THROWS: 3 vs. Green Bay (11/12/21)
FT ATTEMPTS: 4 vs. Green Bay (11/12/21)
REBOUNDS: 5 (2x) vs. Western Ill (11/27/23)
ASSISTS: 1 (3x) MR at Northwestern (1/23/23)
BLOCKS: --
STEALS: 2 vs. Western Illinois (11/27/23)
MINUTES: 19 vs. Arkansas State (11/6/23)

GAME-BY-GAME STATISTICS

#35 ILVER, Markus

Opponent	Date	GS	MIN	Total		3-Pointers		Free throws		Rebounds			PF			PTS	AVG			
				FG-FGA	PCT	3FG-3FGA	PCT	FT-FTA	PCT	OFF	DEF	TOT	AVG	A	TO			BLK	STL	
Arkansas St.	11/06/2023		19:04	1-4	.250	1-2	.500	0-0	.000	1	4	5	5.0	1	0	2	0	0	3	3.0
Tennessee	11/10/2023		03:03	0-1	.000	0-1	.000	0-0	.000	0	1	1	3.0	0	0	0	0	0	0	1.5
at Providence	11/14/2023		03:53	1-1	1.000	1-1	1.000	0-0	.000	0	0	0	2.0	1	0	0	0	0	3	2.0
Robert Morris	11/17/2023		01:55	0-1	.000	0-1	.000	0-0	.000	0	1	1	1.8	0	0	0	0	0	0	1.5
vs Virginia	11/20/2023		01:03	0-0	.000	0-0	.000	0-0	.000	0	0	0	1.4	0	0	0	0	0	0	1.2
Western Ill.	11/27/2023		13:54	1-1	1.000	1-1	1.000	0-1	.000	1	4	5	2.0	0	1	0	0	2	3	1.5
Marquette	12/02/2023		03:28	0-1	.000	0-1	.000	0-0	.000	0	0	0	1.7	2	0	1	0	0	0	1.3
at Michigan St.	12/05/2023		03:55	0-0	.000	0-0	.000	0-0	.000	1	0	1	1.6	0	0	0	0	0	0	1.1
at Arizona	12/09/2023		04:14	2-4	.500	1-3	.333	0-0	.000	1	0	1	1.6	1	0	1	0	0	5	1.6
Jacksonville St.	12/14/2023		00:43	0-0	.000	0-0	.000	0-0	.000	0	0	0	1.4	0	0	0	0	0	0	1.4
Nebraska	01/06/2024		02:06	0-0	.000	0-0	.000	0-0	.000	0	0	0	1.3	0	0	0	0	0	0	1.3
Northwestern	01/13/2024		02:46	0-0	.000	0-0	.000	0-0	.000	1	1	2	1.3	1	0	0	0	0	0	1.2
Totals			60:04	5-13	.385	4-10	.400	0-1	.000	5	11	16	1.3	6	1	4	0	2	14	1.2

CAREER STATISTICS

ILVER, Markus

SEASON TEAM	GP-GS	MIN/AVG	Field Goals		3-Point		F-Throws		Rebounds			PF			Scoring				
			FG-FGA	FG%	3FG-3FGA	3FG%	FT-FTA	FT%	OFF	DEF	TOT	AVG	PF-FO	A	TO	BLK	STL	PTS	AVG
2021-22 Wisc	8-0	28/3.4	1-8	.125	0-5	.000	3-4	.750	1	3	4	0.5	7-0	0	2	0	0	5	0.6
2022-23 Wisc	18-0	119/6.6	11-37	.297	5-21	.238	2-2	1.000	5	12	17	0.9	10-0	3	2	0	1	29	1.6
2023-24 Wisc	12-0	60/5.0	5-13	.385	4-10	.400	0-1	.000	5	11	16	1.3	6-0	1	4	0	2	14	1.2
TOTAL	38-0	206/5.4	17-58	.293	9-36	.250	5-7	.714	11	26	37	1.0	23-0	4	8	0	3	48	1.3

2023-24 OVERALL STATISTICS

Game Records

Record	Overall	Home	Away	Neutral
ALL GAMES	13-3	9-1	2-2	2-0
CONFERENCE	5-0	3-0	2-0	0-0
NON-CONFERENCE	8-3	6-1	0-2	2-0

Score by Periods

Team	1st	2nd	OT	TOT
Wisconsin	573	630	0	1203
Opponents	512	534	0	1046

Team Box Score

No.	Player			Total		3-Point		F-Throw		Rebounds												
		GP-GS	MIN	AVG	FG-FGA	FG%	3FG-3FGA	3FG%	FT-FTA	FT%	OFF	DEF	TOT	AVG	PF	DQ	A	TO	BLK	STL	PTS	AVG
2	STORR, AJ	16-16	415:17	26.0	88-196	.449	17-55	.309	44-53	.830	12	37	49	3.1	13	0	15	23	2	9	237	14.8
5	WAHL, Tyler	16-16	433:07	27.1	67-122	.549	1-5	.200	53-78	.679	38	53	91	5.7	38	1	24	24	9	12	188	11.8
22	CROWL, Steven	16-16	457:06	28.6	70-122	.574	12-22	.545	35-50	.700	45	76	121	7.6	37	0	36	27	8	5	187	11.7
11	KLESMIT, Max	16-16	432:46	27.0	46-101	.455	23-62	.371	28-31	.903	2	27	29	1.8	30	0	21	17	0	15	143	8.9
25	BLACKWELL, John	16-0	293:20	18.3	40-87	.460	14-29	.483	43-52	.827	13	45	58	3.6	22	0	11	13	1	7	137	8.6
23	HEPBURN, Chucky	16-16	497:24	31.1	49-121	.405	14-51	.275	24-33	.727	10	41	51	3.2	25	0	63	19	1	31	136	8.5
3	ESSEGIAN, Connor	16-0	120:27	7.5	19-50	.380	12-35	.343	2-2	1.000	2	14	16	1.0	10	0	4	6	0	3	52	3.3
31	WINTER, Nolan	16-0	160:23	10.0	19-40	.475	5-21	.238	5-8	.625	9	22	31	1.9	15	0	7	2	0	4	48	3.0
14	GILMORE, Carter	15-0	159:46	10.7	10-17	.588	1-5	.200	10-12	.833	9	14	23	1.5	21	0	6	7	0	1	31	2.1
4	MCGEE, Kamari	16-0	108:34	6.8	7-15	.467	2-5	.400	6-8	.750	2	10	12	0.8	15	0	6	6	0	10	22	1.4
35	ILVER, Markus	12-0	60:04	5.0	5-13	.385	4-10	.400	0-1	.000	5	11	16	1.3	6	0	1	4	0	2	14	1.2
10	LINDSEY, Isaac	9-0	40:44	4.5	3-11	.273	1-6	.167	1-1	1.000	1	1	2	0.2	5	0	3	1	1	1	8	0.9
15	GARD, Isaac	5-0	04:47	1.0	0-1	.000	0-0	.000	0-0	.000	0	0	0	0.0	1	0	0	0	0	0	0	0.0
12	HAERTLE, Luke	7-0	06:50	1.0	0-1	.000	0-0	.000	0-0	.000	0	2	2	0.3	0	0	0	0	0	0	0	0.0
21	HODGES, Chris	5-0	09:24	1.9	0-1	.000	0-0	.000	0-0	.000	0	1	1	0.2	0	0	0	0	2	0	0	0.0
Team											14	31	45				8					
Total		16	3200		423-898	.471	106-306	.346	251-329	.763	162	385	547	34.2	238	1	197	157	24	100	1203	75.2
Opponents		16	3200		379-848	.447	111-318	.349	177-259	.683	111	350	461	28.8	307	5	170	194	58	69	1046	65.4

Team Statistics

	WISC	OPP
Scoring	1203	1046
Points per game	75.2	65.4
Scoring margin	+9.8	-
Field goals-att	423-898	379-848
Field goal pct	.471	.447
3 point fg-att	106-306	111-318
3-point FG pct	.346	.349
3-pt FG made per game	6.6	6.9
Free throws-att	251-329	177-259
Free throw pct	.763	.683
F-Throws made per game	15.7	11.1
Rebounds	547	461
Rebounds per game	34.2	28.8
Rebounding margin	+5.4	-
Assists	197	170
Assists per game	12.3	10.6
Turnovers	157	194
Turnovers per game	9.8	12.1
Turnover margin	+2.3	-
Assist/turnover ratio	1.3	0.9
Steals	100	69
Steals per game	6.3	4.3
Blocks	24	58
Blocks per game	1.5	3.6
Winning streak	6	-
Home win streak	8	-
Attendance	151443	52830
Home games-Avg/Game	10-15144	4-13208
Neutral site-Avg/Game	-	2-3500

Team Results

Date	Opponent		Score	Att.
11/06/2023	Arkansas St.	W	105-76	14033
11/10/2023	Tennessee	L	70-80	17287
11/14/2023	at Providence	L	59-72	12069
11/17/2023	Robert Morris	W	78-68	14189
11/20/2023	vs Virginia	W	65-41	3500
11/22/2023	vs SMU	W	69-61	3500
11/27/2023	Western Ill.	W	71-49	14092
12/02/2023	Marquette	W	75-64	17071
12/05/2023	at Michigan St.	W	70-57	14797
12/09/2023	at Arizona	L	73-98	14688
12/14/2023	Jacksonville St.	W	75-60	12816
12/22/2023	Chicago St.	W	80-53	14104
01/02/2024	Iowa	W	83-72	15725
01/06/2024	Nebraska	W	88-72	15055
01/10/2024	at Ohio St.	W	71-60	11276
01/13/2024	Northwestern	W	71-63	17071

2022-23 BIG TEN STATISTICS

Game Records

Record	Overall	Home	Away	Neutral
ALL GAMES	5-0	3-0	2-0	0-0
CONFERENCE	5-0	3-0	2-0	0-0
NON-CONFERENCE	0-0	0-0	0-0	0-0

Score by Periods

Team	1st	2nd	OT	TOT
Wisconsin	184	199	0	383
Opponents	151	173	0	324

Team Box Score

No.	Player	Total			3-Point		F-Throw		Rebounds				PF DQ A TO BLK STL PTS AVG									
		GP-GS	MIN	AVG	FG-FGA	FG%	3FG-3FGA	3FG%	FT-FTA	FT%	OFF	DEF	TOT	AVG	PF	DQ	A	TO	BLK	STL	PTS	AVG
2	STORR, AJ	5-5	136:32	27.3	30-58	.517	8-20	.400	11-15	.733	3	17	20	4.0	6	0	6	10	1	3	79	15.8
5	WAHL, Tyler	5-5	143:02	28.6	19-33	.576	1-1	1.000	27-36	.750	12	18	30	6.0	11	0	12	7	3	4	66	13.2
11	KLESMIT, Max	5-5	152:28	30.5	19-36	.528	9-21	.429	15-17	.882	0	10	10	2.0	6	0	8	5	0	4	62	12.4
22	CROWL, Steven	5-5	150:29	30.1	20-41	.488	7-12	.583	5-5	1.000	10	30	40	8.0	13	0	17	10	4	0	52	10.4
25	BLACKWELL, John	5-0	91:10	18.2	10-23	.435	2-6	.333	13-17	.765	4	11	15	3.0	4	0	4	7	0	1	35	7.0
23	HEPBURN, Chucky	5-5	165:15	33.1	13-31	.419	5-17	.294	2-3	.667	4	14	18	3.6	9	0	24	6	1	11	33	6.6
3	ESSEGIAN, Connor	5-0	27:05	5.4	8-15	.533	7-12	.583	0-0	.000	0	4	4	0.8	0	0	0	0	0	1	23	4.6
31	WINTER, Nolan	5-0	46:28	9.3	9-18	.500	1-9	.111	2-2	1.000	0	9	9	1.8	8	0	1	0	0	1	21	4.2
4	MCGEE, Kamari	5-0	24:14	4.8	3-4	.750	1-1	1.000	0-0	.000	1	4	5	1.0	3	0	2	2	0	5	7	1.4
14	GILMORE, Carter	5-0	48:40	9.7	1-3	.333	0-1	.000	3-4	.750	2	2	4	0.8	7	0	3	1	0	0	5	1.0
10	LINDSEY, Isaac	1-0	02:06	2.1	0-1	.000	0-1	.000	0-0	.000	0	0	0	0.0	0	0	0	0	0	0	0	0.0
15	GARD, Isaac	1-0	01:15	1.3	0-0	.000	0-0	.000	0-0	.000	0	0	0	0.0	1	0	0	0	0	0	0	0.0
35	ILVER, Markus	3-0	08:47	2.9	0-0	.000	0-0	.000	0-0	.000	2	1	3	1.0	1	0	0	0	0	0	0	0.0
12	HAERTLE, Luke	1-0	01:15	1.3	0-1	.000	0-0	.000	0-0	.000	0	0	0	0.0	0	0	0	0	0	0	0	0.0
21	HODGES, Chris	1-0	01:15	1.3	0-0	.000	0-0	.000	0-0	.000	0	0	0	0.0	0	0	0	0	0	0	0	0.0
Team											3	8	11				2					
Total		5	1000		132-264	.500	41-101	.406	78-99	.788	41	128	169	33.8	69	0	77	50	9	30	383	76.6
Opponents		5	1000		124-275	.451	37-101	.366	39-59	.661	31	107	138	27.6	88	0	63	52	20	22	324	64.8

Team Statistics

	WISC	OPP
Scoring	383	324
Points per game	76.6	64.8
Scoring margin	+11.8	-
Field goals-att	132-264	124-275
Field goal pct	.500	.451
3 point fg-att	41-101	37-101
3-point FG pct	.406	.366
3-pt FG made per game	8.2	7.4
Free throws-att	78-99	39-59
Free throw pct	.788	.661
F-Throws made per game	15.6	7.8
Rebounds	169	138
Rebounds per game	33.8	27.6
Rebounding margin	+6.2	-
Assists	77	63
Assists per game	15.4	12.6
Turnovers	50	52
Turnovers per game	10.0	10.4
Turnover margin	+0.4	-
Assist/turnover ratio	1.5	1.2
Steals	30	22
Steals per game	6.0	4.4
Blocks	9	20
Blocks per game	1.8	4.0
Winning streak	5	-
Home win streak	3	-
Attendance	47851	26073
Home games-Avg/Game	3-15950	2-13037
Neutral site-Avg/Game	-	0-0

Team Results

Date	Opponent	Score	Att.
12/05/2023	at Michigan St.	W 70-57	14797
01/02/2024	Iowa	W 83-72	15725
01/06/2024	Nebraska	W 88-72	15055
01/10/2024	at Ohio St.	W 71-60	11276
01/13/2024	Northwestern	W 71-63	17071

2023-24 HOME STATISTICS

Game Records

Record	Overall	Home	Away	Neutral
ALL GAMES	9-1	9-1	0-0	0-0
CONFERENCE	3-0	3-0	0-0	0-0
NON-CONFERENCE	6-1	6-1	0-0	0-0

Score by Periods

Team	1st	2nd	OT	TOT
Wisconsin	400	396	0	796
Opponents	321	336	0	657

Team Box Score

No.	Player				Total		3-Point		F-Throw		Rebounds											
		GP-GS	MIN	AVG	FG-FGA	FG%	3FG-3FGA	3FG%	FT-FTA	FT%	OFF	DEF	TOT	AVG	PF	DQ	A	TO	BLK	STL	PTS	AVG
2	STORR, AJ	10-10	262:33	26.3	54-123	.439	9-35	.257	31-39	.795	7	20	27	2.7	9	0	10	14	2	5	148	14.8
5	WAHL, Tyler	10-10	274:35	27.5	44-67	.657	1-2	.500	43-65	.662	21	31	52	5.2	20	0	17	18	5	6	132	13.2
22	CROWL, Steven	10-10	283:46	28.4	47-74	.635	6-12	.500	29-44	.659	27	56	83	8.3	24	0	22	14	5	3	129	12.9
11	KLESMIT, Max	10-10	266:09	26.6	31-62	.500	17-41	.415	18-21	.857	2	15	17	1.7	20	0	15	12	0	9	97	9.7
23	HEPBURN, Chucky	10-10	309:48	31.0	35-71	.493	8-28	.286	18-26	.692	5	26	31	3.1	16	0	38	13	0	24	96	9.6
25	BLACKWELL, John	10-0	171:02	17.1	21-43	.488	6-12	.500	28-36	.778	3	25	28	2.8	16	0	5	10	1	6	76	7.6
3	ESSEGIAN, Connor	10-0	77:33	7.8	14-32	.438	9-22	.409	2-2	1.000	1	9	10	1.0	8	0	2	3	0	2	39	3.9
31	WINTER, Nolan	10-0	102:15	10.2	11-23	.478	1-10	.100	5-8	.625	6	13	19	1.9	8	0	5	1	0	1	28	2.8
14	GILMORE, Carter	9-0	85:45	9.5	4-8	.500	0-1	.000	10-12	.833	7	8	15	1.7	13	0	3	5	0	0	18	2.0
4	MCGEE, Kamari	10-0	71:25	7.1	6-10	.600	1-3	.333	6-8	.750	1	7	8	0.8	13	0	4	5	0	7	19	1.9
10	LINDSEY, Isaac	6-0	30:21	5.1	3-10	.300	1-6	.167	1-1	1.000	0	1	1	0.2	3	0	3	1	1	1	8	1.3
35	ILVER, Markus	8-0	46:59	5.9	2-8	.250	2-6	.333	0-1	.000	3	11	14	1.8	4	0	1	3	0	2	6	0.8
15	GARD, Isaac	4-0	04:05	1.0	0-1	.000	0-0	.000	0-0	.000	0	0	0	0.0	1	0	0	0	0	0	0	0.0
12	HAERTLE, Luke	5-0	05:23	1.1	0-1	.000	0-0	.000	0-0	.000	0	1	1	0.2	0	0	0	0	0	0	0	0.0
21	HODGES, Chris	4-0	08:21	2.1	0-1	.000	0-0	.000	0-0	.000	0	1	1	0.3	0	0	0	0	2	0	0	0.0
Team											6	21	27				4					
Total		10	2000		272-534	.509	61-178	.343	191-263	.726	89	245	334	33.4	155	0	125	103	16	66	796	79.6
Opponents		10	2000		234-544	.430	67-207	.324	122-170	.718	74	208	282	28.2	221	5	90	130	26	44	657	65.7

Team Statistics

	WISC	OPP
Scoring	796	657
Points per game	79.6	65.7
Scoring margin	+13.9	-
Field goals-att	272-534	234-544
Field goal pct	.509	.430
3 point fg-att	61-178	67-207
3-point FG pct	.343	.324
3-pt FG made per game	6.1	6.7
Free throws-att	191-263	122-170
Free throw pct	.726	.718
F-Throws made per game	19.1	12.2
Rebounds	334	282
Rebounds per game	33.4	28.2
Rebounding margin	+5.2	-
Assists	125	90
Assists per game	12.5	9.0
Turnovers	103	130
Turnovers per game	10.3	13.0
Turnover margin	+2.7	-
Assist/turnover ratio	1.2	0.7
Steals	66	44
Steals per game	6.6	4.4
Blocks	16	26
Blocks per game	1.6	2.6
Winning streak	8	-
Home win streak	8	-
Attendance	151443	0
Home games-Avg/Game	10-15144	0-0
Neutral site-Avg/Game	-	0-0

Team Results

Date	Opponent		Score	Att.
11/06/2023	Arkansas St.	W	105-76	14033
11/10/2023	Tennessee	L	70-80	17287
11/17/2023	Robert Morris	W	78-68	14189
11/27/2023	Western Ill.	W	71-49	14092
12/02/2023	Marquette	W	75-64	17071
12/14/2023	Jacksonville St.	W	75-60	12816
12/22/2023	Chicago St.	W	80-53	14104
01/02/2024	Iowa	W	83-72	15725
01/06/2024	Nebraska	W	88-72	15055
01/13/2024	Northwestern	W	71-63	17071

2023-24 ROAD/NEUTRAL STATISTICS

Game Records

Record	Overall	Home	Away	Neutral
ALL GAMES	4-2	0-0	2-2	2-0
CONFERENCE	2-0	0-0	2-0	0-0
NON-CONFERENCE	2-2	0-0	0-2	2-0

Score by Periods

Team	1st	2nd	OT	TOT
Wisconsin	173	234	0	407
Opponents	191	198	0	389

Team Box Score

No.	Player			Total		3-Point		F-Throw		Rebounds												
		GP-GS	MIN	AVG	FG-FGA	FG%	3FG-3FGA	3FG%	FT-FTA	FT%	OFF	DEF	TOT	AVG	PF	DQ	A	TO	BLK	STL	PTS	AVG
2	STORR, AJ	6-6	152:45	25.5	34-73	.466	8-20	.400	13-14	.929	5	17	22	3.7	4	0	5	9	0	4	89	14.8
25	BLACKWELL, John	6-0	122:19	20.4	19-44	.432	8-17	.471	15-16	.938	10	20	30	5.0	6	0	6	3	0	1	61	10.2
22	CROWL, Steven	6-6	173:21	28.9	23-48	.479	6-10	.600	6-6	1.000	18	20	38	6.3	13	0	14	13	3	2	58	9.7
5	WAHL, Tyler	6-6	158:31	26.4	23-55	.418	0-3	.000	10-13	.769	17	22	39	6.5	18	1	7	6	4	6	56	9.3
11	KLESMIT, Max	6-6	166:36	27.8	15-39	.385	6-21	.286	10-10	1.000	0	12	12	2.0	10	0	6	5	0	6	46	7.7
23	HEPBURN, Chucky	6-6	187:36	31.3	14-50	.280	6-23	.261	6-7	.857	5	15	20	3.3	9	0	25	6	1	7	40	6.7
31	WINTER, Nolan	6-0	58:08	9.7	8-17	.471	4-11	.364	0-0	.000	3	9	12	2.0	7	0	2	1	0	3	20	3.3
14	GILMORE, Carter	6-0	74:02	12.3	6-9	.667	1-4	.250	0-0	.000	2	6	8	1.3	8	0	3	2	0	1	13	2.2
3	ESSEGIAN, Connor	6-0	42:54	7.2	5-18	.278	3-13	.231	0-0	.000	1	5	6	1.0	2	0	2	3	0	1	13	2.2
35	ILVER, Markus	4-0	13:05	3.3	3-5	.600	2-4	.500	0-0	.000	2	0	2	0.5	2	0	0	1	0	0	8	2.0
4	MCGEE, Kamari	6-0	37:08	6.2	1-5	.200	1-2	.500	0-0	.000	1	3	4	0.7	2	0	2	1	0	3	3	0.5
10	LINDSEY, Isaac	3-0	10:22	3.5	0-1	.000	0-0	.000	0-0	.000	1	0	1	0.3	2	0	0	0	0	0	0	0.0
15	GARD, Isaac	1-0	00:43	0.7	0-0	.000	0-0	.000	0-0	.000	0	0	0	0.0	0	0	0	0	0	0	0	0.0
12	HAERTLE, Luke	2-0	01:27	0.7	0-0	.000	0-0	.000	0-0	.000	0	1	1	0.5	0	0	0	0	0	0	0	0.0
21	HODGES, Chris	1-0	01:03	1.1	0-0	.000	0-0	.000	0-0	.000	0	0	0	0.0	0	0	0	0	0	0	0	0.0
Team											8	10	18				4					
Total		6	1200		151-364	.415	45-128	.352	60-66	.909	73	140	213	35.5	83	1	72	54	8	34	407	67.8
Opponents		6	1200		145-305	.475	44-111	.396	55-89	.618	38	142	180	30.0	86	0	80	64	31	25	389	64.8

Team Statistics

	WISC	OPP
Scoring	407	389
Points per game	67.8	64.8
Scoring margin	+3.0	-
Field goals-att	151-364	145-305
Field goal pct	.415	.475
3 point fg-att	45-128	44-111
3-point FG pct	.352	.396
3-pt FG made per game	7.5	7.3
Free throws-att	60-66	55-89
Free throw pct	.909	.618
F-Throws made per game	10.0	9.2
Rebounds	213	180
Rebounds per game	35.5	30.0
Rebounding margin	+5.5	-
Assists	72	80
Assists per game	12.0	13.3
Turnovers	54	64
Turnovers per game	9.0	10.7
Turnover margin	+1.7	-
Assist/turnover ratio	1.3	1.3
Steals	34	25
Steals per game	5.7	4.2
Blocks	8	31
Blocks per game	1.3	5.2
Winning streak	1	-
Home win streak	0	-
Attendance	0	52830
Home games-Avg/Game	0-0	4-13208
Neutral site-Avg/Game	-	2-3500

Team Results

Date	Opponent		Score	Att.
11/14/2023	at Providence	L	59-72	12069
11/20/2023	vs Virginia	W	65-41	3500
11/22/2023	vs SMU	W	69-61	3500
12/05/2023	at Michigan St.	W	70-57	14797
12/09/2023	at Arizona	L	73-98	14688
01/10/2024	at Ohio St.	W	71-60	11276

GAME-BY-GAME STATISTICS

WISCONSIN

Opponent	Date	Score		FG-FGA	PCT	3FG-3FGA	PCT	FT-FTA	PCT	OFF	DEF	TOT	AVG	PF	A	TO	BLK	STL	PTS	AVG
Arkansas St.	11/06/2023	105-76	W	39-60	.650	6-12	.500	21-30	.700	7	26	33	33.0	24	17	14	3	7	105	105.0
Tennessee	11/10/2023	70-80	L	25-61	.410	6-24	.250	14-23	.609	10	21	31	32.0	17	10	9	2	3	70	87.5
at Providence	11/14/2023	59-72	L	21-62	.339	5-20	.250	12-12	1.000	13	17	30	31.3	23	6	12	1	6	59	78.0
Robert Morris	11/17/2023	78-68	W	24-45	.533	3-13	.231	27-40	.675	8	19	27	30.3	15	9	9	2	11	78	78.0
vs Virginia	11/20/2023	65-41	W	25-62	.403	8-18	.444	7-8	.875	20	28	48	33.8	7	15	9	1	4	65	75.4
vs SMU	11/22/2023	69-61	W	26-62	.419	5-24	.208	12-13	.923	16	21	37	34.3	10	7	9	1	11	69	74.3
Western Ill.	11/27/2023	71-49	W	25-47	.532	8-22	.364	13-16	.813	7	22	29	33.6	15	9	8	0	5	71	73.9
Marquette	12/02/2023	75-64	W	23-54	.426	5-20	.250	24-28	.857	15	23	38	34.1	13	9	14	1	6	75	74.0
at Michigan St.	12/05/2023	70-57	W	23-51	.451	10-23	.435	14-14	1.000	11	25	36	34.3	12	17	11	2	5	70	73.6
at Arizona	12/09/2023	73-98	L	29-70	.414	10-21	.476	5-8	.625	6	24	30	33.9	18	13	8	0	3	73	73.5
Jacksonville St.	12/14/2023	75-60	W	26-55	.473	5-16	.313	18-26	.692	10	23	33	33.8	13	11	8	0	10	75	73.6
Chicago St.	12/22/2023	80-53	W	28-56	.500	4-15	.267	20-26	.769	9	33	42	34.5	14	14	7	4	4	80	74.2
Iowa	01/02/2024	83-72	W	27-52	.519	4-16	.250	25-35	.714	8	30	38	34.8	15	15	13	3	9	83	74.8
Nebraska	01/06/2024	88-72	W	33-60	.550	13-26	.500	9-13	.692	7	25	32	34.6	13	18	8	0	6	88	75.8
at Ohio St.	01/10/2024	71-60	W	27-57	.474	7-22	.318	10-11	.909	7	25	32	34.4	13	14	5	3	5	71	75.5
Northwestern	01/13/2024	71-63	W	22-44	.500	7-14	.500	20-26	.769	8	23	31	34.2	16	13	13	1	5	71	75.2
Total		1203		423-898	.471	106-306	.346	251-329	.763	162	385	547	34.2	238	197	157	24	100	1203	75.2
Opponents		1046		379-848	.447	111-318	.349	177-259	.683	111	350	461	28.8	307	170	194	58	69	1046	65.4

Wisconsin Averages

Games Played	Points/game	FG Pct	3FG Pct	FT Pct	Rebounds/game	Assists/game	Turnovers/game	Assist/Turnover ratio	Steals/game	Blocks/game
16	75.2	47.1	34.6	76.3	34.2	12.3	9.8	1.3	6.3	1.5

GAME-BY-GAME STATISTICS

OPPONENT

Opponent	Date	Score	W	L	FG-FGA	PCT	3FG-3FGA	PCT	FT-FTA	PCT	OFF	DEF	TOT	AVG	PF	A	TO	BLK	STL	PTS	AVG
Arkansas St.	11/06/2023	105-76	W		24-59	.407	4-21	.190	24-33	.727	10	18	28	28.0	21	7	17	0	7	76	76.0
Tennessee	11/10/2023	70-80	L		28-56	.500	5-17	.294	19-23	.826	6	29	35	31.5	22	10	10	3	3	80	78.0
at Providence	11/14/2023	59-72	L		24-41	.585	8-18	.444	16-27	.593	5	28	33	32.0	16	11	18	3	5	72	76.0
Robert Morris	11/17/2023	78-68	W		24-52	.462	13-29	.448	7-9	.778	8	20	28	31.0	32	8	21	2	4	68	74.0
vs Virginia	11/20/2023	65-41	W		15-46	.326	4-14	.286	7-7	1.000	3	18	21	29.0	10	10	8	8	5	41	67.4
vs SMU	11/22/2023	69-61	W		23-51	.451	8-16	.500	7-12	.583	11	20	31	29.3	18	8	15	3	3	61	66.3
Western Ill.	11/27/2023	71-49	W		15-38	.395	4-13	.308	15-24	.625	6	17	23	28.4	21	6	13	4	3	49	63.9
Marquette	12/02/2023	75-64	W		23-55	.418	7-29	.241	11-14	.786	7	16	23	27.8	21	11	11	1	5	64	63.9
at Michigan St.	12/05/2023	70-57	W		23-51	.451	6-19	.316	5-7	.714	5	17	22	27.1	14	15	8	5	5	57	63.1
at Arizona	12/09/2023	73-98	L		35-60	.583	12-26	.462	16-26	.615	4	35	39	28.3	16	26	7	6	5	98	66.6
Jacksonville St.	12/14/2023	75-60	W		24-52	.462	6-15	.400	6-8	.750	6	21	27	28.2	20	7	15	6	3	60	66.0
Chicago St.	12/22/2023	80-53	W		20-63	.317	3-19	.158	10-17	.588	14	21	35	28.8	22	3	7	2	4	53	64.9
Iowa	01/02/2024	83-72	W		27-62	.435	7-17	.412	11-16	.688	8	24	32	29.0	22	13	14	3	5	72	65.5
Nebraska	01/06/2024	88-72	W		26-53	.491	12-26	.462	8-11	.727	3	23	26	28.8	16	16	12	4	4	72	65.9
at Ohio St.	01/10/2024	71-60	W		25-55	.455	6-18	.333	4-10	.400	9	24	33	29.1	12	10	8	7	2	60	65.5
Northwestern	01/13/2024	71-63	W		23-54	.426	6-21	.286	11-15	.733	6	19	25	28.8	24	9	10	1	6	63	65.4
Total		1046			379-848	.447	111-318	.349	177-259	.683	111	350	461	28.8	307	170	194	58	69	1046	65.4
Wisconsin		1203			423-898	.471	106-306	.346	251-329	.763	162	385	547	34.2	238	197	157	24	100	1203	75.2

Opponents Averages

Games Played	Points/game	FG Pct	3FG Pct	FT Pct	Rebounds/game	Assists/game	Turnovers/game	Assist/Turnover ratio	Steals/game	Blocks/game
16	65.4	44.7	34.9	68.3	28.8	10.6	12.1	0.9	4.3	3.6

SPECIAL STATISTICS

Game	Pts off T/O	Pts in Paint	2nd Chance Pts	Fast Break Pts	Bench Pts
	(Wis / Opp)	(Wis / Opp)	(Wis / Opp)	(Wis / Opp)	(Wis / Opp)
11/06/23 ARKANSAS ST	24 / 12	56 / 40	10 / 12	12 / 16	39 / 22
11/10/23 #9 TENNESSEE	12 / 14	32 / 42	9 / 11	2 / 8	8 / 23
11/14/23 at Providence	14 / 15	20 / 24	10 / 7	0 / 8	19 / 4
11/17/23 ROBERT MORRIS	19 / 7	42 / 16	8 / 11	8 / 2	24 / 19
11/20/23 vs. Virginia	10 / 13	30 / 14	12 / 5	0 / 4	22 / 4
11/22/23 vs. SMU	14 / 8	40 / 24	12 / 12	6 / 3	17 / 19
11/27/23 WESTERN ILL	22 / 9	24 / 18	17 / 5	4 / 2	17 / 6
12/02/23 #3 MARQUETTE	15 / 14	30 / 32	18 / 2	6 / 12	6 / 12
12/05/23 at Michigan State	15 / 14	20 / 24	19 / 8	4 / 11	15 / 14
12/09/23 at #1 Arizona	5 / 12	32 / 42	16 / 11	8 / 19	32 / 21
12/14/23 JAX STATE	15 / 13	40 / 20	13 / 9	8 / 2	17 / 31
12/22/23 CHICAGO STATE	7 / 7	46 / 32	15 / 11	12 / 13	20 / 16
01/02/24 IOWA	24 / 14	42 / 36	15 / 10	15 / 13	15 / 9
01/06/24 NEBRASKA	17 / 12	36 / 18	7 / 6	4 / 11	36 / 18
01/10/24 at Ohio State	7 / 4	32 / 28	6 / 10	2 / 3	13 / 9
01/13/24 NORTHWESTERN	13 / 15	24 / 24	7 / 10	7 / 7	12 / 11
RUNNING TOTAL	233 / 193	546 / 434	194 / 140	98 / 134	312 / 238
PER GAME AVERAGE	14.6 / 12.1	34.1 / 27.1	12.1 / 8.8	6.1 / 8.4	19.5 / 14.9

TEAM SUPERLATIVES

WISCONSIN	HIGH	LOW
• Points	105 vs. Arkansas State (11/6/23)	59 at Providence (11/14/23)
• First-Half Points	56 vs. Arkansas State (11/6/23)	21 at Providence (11/14/23)
• Second-Half Points	51 vs. Iowa (1/2/24)	29 vs. Marquette (12/03/23)
• Field Goals Made	39 vs. Arkansas State (11/6/23)	21 at Providence (11/14/23)
• Field Goal Attempts	70 at Arizona (12/9/23)	44 vs. Northwestern (1/13/24)
• Field Goal Percentage	.650 (39-60) vs. Arkansas State (11/6/23)	.339 (21-62) at Providence (11/14/23)
• 3-Point Field Goals Made	13 vs. Nebraska (1/6/24)	3 vs. Robert Morris (11/17/23)
• 3-Point Field Goal Attempts	26 vs. Nebraska (1/6/24)	12 vs. Arkansas State (11/6/23)
• 3-Point Field Goal Pct. (min. 20 att.)	.500 (13-26) vs. Nebraska (1/6/24)	.208 (5-24) vs. SMU (11/22/23)
• Free Throws Made	27 vs. Robert Morris (11/17/23)	5 at Arizona (12/9/23)
• Free Throw Attempts	40 vs. Robert Morris (11/17/23)	8 2x; MR at Arizona (12/9/23)
• Free Throw Pct. (min. 20 att.)	.857 (24-28) vs. Marquette (12/03/23)	.675 (27-40) vs. Robert Morris (11/17/23)
• Offensive Rebounds	20 vs. Virginia (11/20/23)	6 at Arizona (12/9/23)
• Defensive Rebounds	33 vs. Chicago State (12/22/23)	17 at Providence (11/14/23)
• Total Rebounds	48 vs. Virginia (11/20/23)	27 vs. Robert Morris (11/17/23)
• Fouls	24 vs. Arkansas State (11/6/23)	7 vs. Virginia (11/20/23)
• Assists	18 vs. Nebraska (1/6/24)	6 at Providence (11/14/23)
• Turnovers	14 2x; MR vs. Marquette (12/03/23)	5 at Ohio State (1/10/24)
• Steals	11 2x; MR vs. SMU (11/22/23)	3 2x; MR at Arizona (12/9/23)
• Blocked Shots	4 vs. Chicago State (12/22/23)	0 4X; MR vs. Nebraska (1/6/24)

OPPONENT	HIGH	LOW
• Points	98 at Arizona (12/9/23)	41 vs. Virginia (11/20/23)
• First-Half Points	48 at Arizona (12/9/23)	18 vs. Virginia (11/20/23)
• Second-Half Points	50 at Arizona (12/9/23)	23 vs. Virginia (11/20/23)
• Field Goals Made	35 at Arizona (12/9/23)	15 2x; MR vs. Western Ill (11/27/23)
• Field Goal Attempts	63 vs. Chicago State (12/22/23)	38 vs. Western Ill (11/27/23)
• Field Goal Percentage	.585 (21-41) at Providence (11/14/23)	.317 (20-63) vs. Chicago State (12/22/23)
• 3-Point Field Goals Made	13 vs. Robert Morris (11/17/23)	3 vs. Chicago State (12/22/23)
• 3-Point Field Goal Attempts	29 2x; MR vs. Marquette (12/03/23)	13 vs. Western Ill (11/27/23)
• 3-Point Field Goal Pct. (min. 10 att.)	.462 (12-26) 2x; MR vs. Nebraska (1/6/24)	.158 (3-19) vs. Chicago State (12/22/23)
• Free Throws Made	24 vs. Arkansas State (11/6/23)	4 at Ohio State (1/10/24)
• Free Throw Attempts	33 vs. Arkansas State (11/6/23)	7 2x; MR at Michigan State (12/5/23)
• Free Throw Pct. (min. 10 att.)	.786 (11-14) vs. Marquette (12/03/23)	.400 (4-10) at Ohio State (1/10/24)
• Offensive Rebounds	14 vs. Chicago State (12/22/23)	3 2x; MR vs. Nebraska (1/6/24)
• Defensive Rebounds	35 at Arizona (12/9/23)	16 vs. Marquette (12/03/23)
• Total Rebounds	39 at Arizona (12/9/23)	21 vs. Virginia (11/20/23)
• Fouls	32 vs. Robert Morris (11/17/23)	10 vs. Virginia (11/20/23)
• Assists	26 at Arizona (12/9/23)	3 vs. Chicago State (12/22/23)
• Turnovers	21 vs. Robert Morris (11/17/23)	7 2x; MR vs. Chicago State (12/22/23)
• Steals	7 vs. Arkansas State (11/6/23)	2 at Ohio State (1/10/24)
• Blocked Shots	8 vs. Virginia (11/20/23)	1 (2x) MR vs. Northwestern (1/13/24)

MISCELLANEOUS	HIGH	SECOND-HIGHEST
• UW's Largest Deficit Overcome in Win	11 vs. SMU (11/22/23)	8 (17-25, 7:51 1H) at Ohio State (1/10/24)
• UW's Largest Deficit Overcome in Win (2nd Half/OT)	10 (40-30, 13:21 2H) vs. SMU (11/22/23)	4 (52-56, 6:14 2H) at Ohio State (1/10/24)
• UW's Largest Lead Surrendered in Loss	2 (2-0, 19:18 1H) at Arizona (12/9/23)	--
• UW's Largest Lead Surrendered in Loss (2nd Half/OT)	--	--
• UW's Largest Halftime Lead	16 (35-19) vs. Western Ill (11/27/23)	15 (56-41) vs. Arkansas State (11/6/23)
• UW's Largest Halftime Deficit	17 at Arizona (12/9/23)	16 at Providence (11/14/23)
• UW's Largest Lead	36 (98-62, 6:40 2H) vs. Arkansas State (11/6/23)	27 (65-38, 7:31 2H) vs. Chicago State (12/22/23)
• UW's Largest Deficit	31 (62-93, 3:02 2H) at Arizona (12/9/23)	25 (42-67, 6:41 2H) at Providence (11/14/23)

TEAM SUPERLATIVES

BIG TEN CONFERENCE GAMES ONLY

WISCONSIN	HIGH	LOW
• Points	88 vs. Nebraska (1/6/24)	70 at Michigan State (12/5/23)
• First-Half Points	51 vs. Nebraska (1/6/24)	32 (2x) MR vs. Northwestern (1/13/24)
• Second-Half Points	51 vs. Iowa (1/2/24)	36 2x; MR at Ohio State (1/10/24)
• Field Goals Made	33 vs. Nebraska (1/6/24)	22 vs. Northwestern (1/13/24)
• Field Goal Attempts	60 vs. Nebraska (1/6/24)	44 vs. Northwestern (1/13/24)
• Field Goal Percentage	.550 (33-60) vs. Nebraska (1/6/24)	.451 (23-51) at Michigan State (12/5/23)
• 3-Point Field Goals Made	13 vs. Nebraska (1/6/24)	4 vs. Iowa (1/2/24)
• 3-Point Field Goal Attempts	26 vs. Nebraska (1/6/24)	14 vs. Northwestern (1/13/24)
• 3-Point Field Goal Pct. (min. 15 att.)	.500 (13-26) vs. Nebraska (1/6/24)	.250 (4-16) vs. Iowa (1/2/24)
• Free Throws Made	25 vs. Iowa (1/2/24)	7 vs. Nebraska (1/6/24)
• Free Throw Attempts	35 vs. Iowa (1/2/24)	11 at Ohio State (1/10/24)
• Free Throw Pct. (min. 10 att.)	1.000 (14-14) at Michigan State (12/5/23)	.692 (9-13) vs. Nebraska (1/6/24)
• Offensive Rebounds	11 at Michigan State (12/5/23)	7 2x; MR at Ohio State (1/10/24)
• Defensive Rebounds	30 vs. Iowa (1/2/24)	23 vs. Northwestern (1/13/24)
• Total Rebounds	38 vs. Iowa (1/2/24)	31 vs. Northwestern (1/13/24)
• Fouls	16 vs. Northwestern (1/13/24)	12 at Michigan State (12/5/23)
• Assists	18 vs. Nebraska (1/6/24)	13 vs. Northwestern (1/13/24)
• Turnovers	13 2x; MR vs. Northwestern (1/13/24)	5 at Ohio State (1/10/24)
• Steals	9 vs. Iowa (1/2/24)	5 3x; MR vs. Northwestern (1/13/24)
• Blocked Shots	3 2x; MR at Ohio State (1/10/24)	0 vs. Nebraska (1/6/24)

OPPONENT	HIGH	LOW
• Points	72 2x; MR vs. Nebraska (1/6/24)	57 at Michigan State (12/5/23)
• First-Half Points	38 vs. Nebraska (1/6/24)	23 at Michigan State (12/5/23)
• Second-Half Points	40 vs. Iowa (1/2/24)	27 at Ohio State (1/10/24)
• Field Goals Made	27 vs. Iowa (1/2/24)	23 2x; MR vs. Northwestern (1/13/24)
• Field Goal Attempts	62 vs. Iowa (1/2/24)	51 at Michigan State (12/5/23)
• Field Goal Percentage	.491 (26-53) vs. Nebraska (1/6/24)	.426 (23-54) vs. Northwestern (1/13/24)
• 3-Point Field Goals Made	12 vs. Nebraska (1/6/24)	6 3x; MR vs. Northwestern (1/13/24)
• 3-Point Field Goal Attempts	26 vs. Nebraska (1/6/24)	17 vs. Iowa (1/2/24)
• 3-Point Field Goal Pct. (min. 20 att.)	.462 (12-26) vs. Nebraska (1/6/24)	.286 (6-21) vs. Northwestern (1/13/24)
• Free Throws Made	11 2x; MR vs. Northwestern (1/13/24)	4 at Ohio State (1/10/24)
• Free Throw Attempts	16 vs. Iowa (1/2/24)	7 at Michigan State (12/5/23)
• Free Throw Pct. (min. 10 att.)	.733 (11-15) vs. Northwestern (1/13/24)	.400 (4-10) at Ohio State (1/10/24)
• Offensive Rebounds	10 at Ohio State (1/10/24)	3 vs. Nebraska (1/6/24)
• Defensive Rebounds	24 2x; MR at Ohio State (1/10/24)	17 at Michigan State (12/5/23)
• Total Rebounds	34 at Ohio State (1/10/24)	22 at Michigan State (12/5/23)
• Fouls	24 vs. Northwestern (1/13/24)	12 at Ohio State (1/10/24)
• Assists	16 vs. Nebraska (1/6/24)	9 vs. Northwestern (1/13/24)
• Turnovers	14 vs. Iowa (1/2/24)	8 2x; MR at Ohio State (1/10/24)
• Steals	6 vs. Northwestern (1/13/24)	2 at Ohio State (1/10/24)
• Blocked Shots	6 at Ohio State (1/10/24)	1 vs. Northwestern (1/13/24)

MISCELLANEOUS	HIGH	SECOND-HIGHEST
• UW's Largest Deficit Overcome in Win	8 (17-25, 7:51 1H) at Ohio State (1/10/24)	7 (4-11, 16:19 1H) vs. Iowa (1/2/24)
• UW's Largest Deficit Overcome in Win (2nd Half/OT)	4 (52-56, 6:14 2H) at Ohio State (1/10/24)	--
• UW's Largest Lead Surrendered in Loss	--	--
• UW's Largest Lead Surrendered in Loss (2nd Half/OT)	--	--
• UW's Largest Halftime Lead	13 (51-38) vs. Nebraska (1/6/24)	11 at Michigan State (12/5/23)
• UW's Largest Halftime Deficit	--	--
• UW's Largest Lead	21 (88-67, 1:40 2H) vs. Nebraska (1/6/24)	14 (66-52, 2:54 2H) at Michigan State (12/5/23)
• UW's Largest Deficit	8 (17-25, 7:51 1H) at Ohio State (1/10/24)	7 (4-11, 16:19 1H) vs. Iowa (1/2/24)

INDIVIDUAL SUPERLATIVES

WISCONSIN	HIGH	SECOND-HIGHEST
• Points	29 AJ Storr (vs. Chicago St - 12/22/23)	24 Max Klesmit (vs. Northwestern - 1/13/24)
• First-Half Points	21 Max Klesmit (vs. Marquette - 12/2/23)	20 AJ Storr (vs. Chicago St - 12/22/23)
• Second-Half Points	20 AJ Storr (at Providence - 11/14/23)	18 2x; MR Klesmit (at Ohio St - 1/10/24)
• Field Goals Made	11 AJ Storr (vs. Chicago St - 12/22/23)	9 (vs. Northwestern - 1/13/24)
• Field Goal Attempts	20 AJ Storr (vs. Tennessee - 11/10/23)	18 AJ Storr (vs. Chicago St - 12/22/23)
• Field Goal Percentage (min. 10 att.)	.727 (8-11) AJ Storr (at Michigan St - 12/5/23)	.692 (9-13) Max Klesmit (vs. Northwestern - 1/13/24)
• 3-Point Field Goals Made	5 2x; MR (vs. Northwestern - 1/13/24)	4 4x; MR Essegian (vs. Nebraska - 1/6/24)
• 3-Point Field Goal Attempts	10 Max Klesmit (vs. Marquette - 12/2/23)	7 5x; MR Klesmit (vs. Northwestern - 1/13/24)
• 3-Point Field Goal Pct. (min. 4 made)	1.000 (4-4) Steven Crowl (at Michigan St - 12/5/23)	.800 (4-5) John Blackwell (at Arizona - 12/9/23)
• Free Throws Made	11 Tyler Wahl (vs. Iowa - 1/2/24)	8 Blackwell & Wahl (vs. Robert Morris - 11/17/23)
• Free Throw Attempts	13 Tyler Wahl (vs. Iowa - 1/2/24)	12 Tyler Wahl (vs. Robert Morris - 11/17/23)
• Free Throw Pct. (min. 8 made)	.846 (11-13) Tyler Wahl (vs. Iowa - 1/2/24)	.800 (8-10) John Blackwell (vs. Robert Morris - 11/17/23)
• Offensive Rebounds	7 Tyler Wahl (vs. Virginia - 11/20/23)	5 2x; MR Crowl (vs. Western Ill - 11/27/23)
• Defensive Rebounds	11 Steven Crowl (vs. Iowa - 1/2/24)	9 John Blackwell (vs. Chicago St - 12/22/23)
• Total Rebounds	13 Steven Crowl (vs. Iowa - 1/2/24)	11 Steven Crowl (vs. Western Ill - 11/27/23)
• Fouls	5 Tyler Wahl (at Arizona - 12/9/23)	4 10x; MR Hepburn (vs. Iowa - 1/2/24)
• Assists	8 Chucky Hepburn (at Michigan St - 12/5/23)	6 4x; MR Hepburn (vs. Nebraska - 1/6/24)
• Turnovers	4 Steven Crowl (vs. Iowa - 1/2/24)	3 12x; MR Klesmit (vs. Northwestern - 1/13/24)
• Steals	5 Chucky Hepburn (vs. Jax State - 12/14/23)	4 2x; MR Hepburn (at Ohio St - 1/10/24)
• Blocked Shots	2 2x; MR Crowl (at Ohio St - 1/10/24)	1 20x; MR Crowl (vs. Northwestern - 1/13/24)

OPPONENT	HIGH	SECOND-HIGHEST
• Points	25 Tony Perkins (vs. Iowa - 1/2/24)	24 Dalton Knecht (vs. Tennessee - 11/10/23)
• First-Half Points	15 2x; MR Buie (vs. Northwestern - 1/13/24)	14 3x; MR Battle (at Ohio St - 1/10/24)
• Second-Half Points	18 2x; MR Perkins (vs. Iowa - 1/2/24)	12 Reece Beekman (vs. Virginia - 11/20/23)
• Field Goals Made	9 Tyson Walker (at Michigan St - 12/5/23)	8 2x; MR Perkins (vs. Iowa - 1/2/24)
• Field Goal Attempts	22 Wesley Cardet (vs. Chicago St - 12/22/23)	20 Tyson Walker (at Michigan St - 12/5/23)
• Field Goal Percentage (min. 7 made)	.875 (7-8) Oumar Ballo (at Arizona - 12/9/23)	.700 (7-10) Keisei Tominaga (vs. Nebraska - 1/6/24)
• 3-Point Field Goals Made	4 4x; MR Battle (at Ohio St - 1/10/24)	3 10x; MR Buie (vs. Northwestern - 1/13/24)
• 3-Point Field Goal Attempts	9 2x; MR Joplin (vs. Marquette - 12/2/23)	8 2x; MR Love (at Arizona - 12/9/23)
• 3-Point Field Goal Pct. (min. 4 made)	1.000 (4-4) Pelle Larsson (at Arizona - 12/9/23)	.800 (4-5) Jamison Battle (at Ohio St - 1/10/24)
• Free Throws Made	8 Freddy Hicks (vs. Arkansas St - 11/6/23)	7 4x; MR Perkins (vs. Iowa - 1/2/24)
• Free Throw Attempts	10 Freddy Hicks (vs. Arkansas St - 11/6/23)	9 6x; MR Perkins (vs. Iowa - 1/2/24)
• Free Throw Pct. (min. 7 made)	.800 (8-10) Freddy Hicks (vs. Arkansas St - 11/6/23)	.778 (7-9) 4x; MR Perkins (vs. Iowa - 1/2/24)
• Offensive Rebounds	4 2x; MR Corbett (vs. Chicago St - 12/22/23)	3 4x; MR Cole (vs. Chicago St - 12/22/23)
• Defensive Rebounds	11 Owen Freeman (vs. Iowa - 1/2/24)	8 2x; MR Ballo (at Arizona - 12/9/23)
• Total Rebounds	13 Owen Freeman (vs. Iowa - 1/2/24)	11 Drew Cisse (vs. Western Ill - 11/27/23)
• Fouls	5 5x; MR Juwan Perdue (vs. Jax State - 12/14/23)	4 13x; MR 2 Players (vs. Northwestern - 1/13/24)
• Assists	9 Kylan Boswell (at Arizona - 12/9/23)	7 Reece Beekman (vs. Virginia - 11/20/23)
• Turnovers	7 Alfredo Boglio (vs. Robert Morris - 11/17/23)	6 Samuel Williamson (vs. SMU - 11/22/23)
• Steals	3 3x; MR Perkins (vs. Iowa - 1/2/24)	2 13x; MR Buie (vs. Northwestern - 1/13/24)
• Blocked Shots	5 Ryan Dunn (vs. Virginia - 11/20/23)	3 4x; MR Okpara (at Ohio St - 1/10/24)

INDIVIDUAL SUPERLATIVES

BIG TEN CONFERENCE GAMES ONLY

WISCONSIN	HIGH		SECOND-HIGHEST	
• Points	24	Max Klesmit (vs. Northwestern - 1/13/24)	22	AJ Storr (at Michigan St - 12/5/23)
• First-Half Points	15	AJ Storr (at Ohio St - 1/10/24)	12	AJ Storr (at Michigan St - 12/5/23)
• Second-Half Points	18	Max Klesmit (at Ohio St - 1/10/24)	13	3x; MR 2 Players (vs. Northwestern - 1/13/24)
• Field Goals Made	9	Max Klesmit (vs. Northwestern - 1/13/24)	8	2x; MR Storr (at Ohio St - 1/10/24)
• Field Goal Attempts	15	AJ Storr (at Ohio St - 1/10/24)	13	2x; MR Klesmit (vs. Northwestern - 1/13/24)
• Field Goal Percentage (min. 10 att.)	.727 (8-11)	AJ Storr (at Michigan St - 12/5/23)	.692 (9-13)	Max Klesmit (vs. Northwestern - 1/13/24)
• 3-Point Field Goals Made	5	Max Klesmit (vs. Northwestern - 1/13/24)	4	3x; MR Essegian (vs. Nebraska - 1/6/24)
• 3-Point Field Goal Attempts	7	2x; MR Klesmit (vs. Northwestern - 1/13/24)	6	3x; MR Hepburn (at Ohio St - 1/10/24)
• 3-Point Field Goal Pct. (min. 4 made)	1.000 (4-4)	Steven Crowl (at Michigan St - 12/5/23)	.714 (5-7)	Max Klesmit (vs. Northwestern - 1/13/24)
• Free Throws Made	11	Tyler Wahl (vs. Iowa - 1/2/24)	7	Tyler Wahl (vs. Northwestern - 1/13/24)
• Free Throw Attempts	13	Tyler Wahl (vs. Iowa - 1/2/24)	11	Tyler Wahl (vs. Northwestern - 1/13/24)
• Free Throw Pct. (min. 6 made)	1.000 (6-6)	2x; MR Klesmit (at Ohio St - 1/10/24)	.846 (11-13)	Tyler Wahl (vs. Iowa - 1/2/24)
• Offensive Rebounds	4	Tyler Wahl (vs. Nebraska - 1/6/24)	3	5x; MR Crowl (vs. Northwestern - 1/13/24)
• Defensive Rebounds	11	Steven Crowl (vs. Iowa - 1/2/24)	6	Steven Crowl (vs. Nebraska - 1/6/24)
• Total Rebounds	13	Steven Crowl (vs. Iowa - 1/2/24)	8	3x; MR Wahl (vs. Nebraska - 1/6/24)
• Fouls	4	2x; MR Hepburn (vs. Iowa - 1/2/24)	3	5x; MR 2 Badgers (vs. Northwestern - 1/13/24)
• Assists	8	Chucky Hepburn (at Michigan St - 12/5/23)	6	Chucky Hepburn (vs. Nebraska - 1/6/24)
• Turnovers	4	Steven Crowl (vs. Iowa - 1/2/24)	3	2x; MR Klesmit (vs. Northwestern - 1/13/24)
• Steals	4	Chucky Hepburn (at Ohio St - 1/10/24)	3	3x; MR Hepburn (vs. Northwestern - 1/13/24)
• Blocked Shots	2	Steven Crowl (at Ohio St - 1/10/24)	1	7x; MR Crowl (vs. Northwestern - 1/13/24)

OPPONENT	HIGH		SECOND-HIGHEST	
• Points	25	Tony Perkins (vs. Iowa - 1/2/24)	22	2x; MR Buie (vs. Northwestern - 1/13/24)
• First-Half Points	15	Boo Buie (vs. Northwestern - 1/13/24)	14	Jamison Battle (at Ohio St - 1/10/24)
• Second-Half Points	18	2x; MR Tony Perkins (vs. Iowa - 1/2/24)	10	2x; MR Barnhizer (vs. Northwestern - 1/13/24)
• Field Goals Made	9	Tyson Walker (at Michigan St - 12/5/23)	8	Tony Perkins (vs. Iowa - 1/2/24)
• Field Goal Attempts	20	Tyson Walker (at Michigan St - 12/5/23)	16	2x; MR Buie (vs. Northwestern - 1/13/24)
• Field Goal Percentage (min. 7 made)	.700 (7-10)	Keisei Tominaga (vs. Nebraska - 1/6/24)	.636 (7-11)	Jamison Battle (at Ohio St - 1/10/24)
• 3-Point Field Goals Made	4	Jamison Battle (at Ohio St - 1/10/24)	3	4x; MR Buie (vs. Northwestern - 1/13/24)
• 3-Point Field Goal Attempts	7	3x; MR Buie (vs. Northwestern - 1/13/24)	6	Keisei Tominaga (vs. Nebraska - 1/6/24)
• 3-Point Field Goal Pct. (min. 3 made)	.800 (4-5)	Jamison Battle (at Ohio St - 1/10/24)	.500 (3-6)	Keisei Tominaga (vs. Nebraska - 1/6/24)
• Free Throws Made	7	Tony Perkins (vs. Iowa - 1/2/24)	5	Boo Buie (vs. Northwestern - 1/13/24)
• Free Throw Attempts	9	Tony Perkins (vs. Iowa - 1/2/24)	6	Boo Buie (vs. Northwestern - 1/13/24)
• Free Throw Pct. (min. 7 made)	.778 (7-9)	Tony Perkins (vs. Iowa - 1/2/24)	--	--
• Offensive Rebounds	4	Carson Cooper (at Michigan St - 12/5/23)	2	5x; MR Langborg (vs. Northwestern - 1/13/24)
• Defensive Rebounds	11	Owen Freeman (vs. Iowa - 1/2/24)	7	Jamison Battle (at Ohio St - 1/10/24)
• Total Rebounds	13	Owen Freeman (vs. Iowa - 1/2/24)	8	Jamison Battle (at Ohio St - 1/10/24)
• Fouls	4	4x; MR 2 Players (vs. Northwestern - 1/13/24)	3	4x; MR Lawrence (vs. Nebraska - 1/6/24)
• Assists	7	A.J. Hoggard (at Michigan St - 12/5/23)	6	2x; MR Thornton (at Ohio St - 1/10/24)
• Turnovers	3	5x; MR Buie (vs. Northwestern - 1/13/24)	2	10x; MR Hunger (vs. Northwestern - 1/13/24)
• Steals	3	Tony Perkins (vs. Iowa - 1/2/24)	2	3x; MR Buie (vs. Northwestern - 1/13/24)
• Blocked Shots	3	2x; MR Okpara (at Ohio St - 1/10/24)	2	Coen Carr (at Michigan St - 12/5/23)

THE LAST TIME WISCONSIN...

Wisconsin Team

UW ranked No. 1 in AP Top 25: Feb. 21, 2007
UW ranked in AP Top 25: No. 11 (1/15/24)
UW ranked in USA Today Coaches Poll: No. 8 (1/15/24)
Played AP No. 1-ranked opponent: Loss at Arizona, 98-73 (12/9/23)
Defeated AP No. 1-ranked opponent: Villanova, 65-62 (3/18/17)
Played AP No. 2-ranked opponent: Win vs. Michigan, 64-54 (1/19/19)
Defeated opponent ranked 3-10 by AP: Win vs. No. 3 Marquette, 75-64 (12/2/23)
Defeated opponent ranked 11-25 by AP: Win vs. No. 24 Virginia, 65-41 (11/20/23)
Defeated AP Top 25 opponent on the road: Win at No. 17 Michigan State, 70-62 (2/8/22)

Scoring

Scored 20 or more points: 24, Max Klesmit vs. Northwestern (1/13/24)
Scored 30 or more points: 36, Steven Crowl vs. Bradley (3/14/23)
Scored 40 or more points: 43, Frank Kaminsky vs. North Dakota (11/19/13)
Two or more Badgers scored 30 points, same game: Joe Franklin (31) and Chuck Nagle (30) vs. Purdue (3/2/68) — only other time this happened in school history was Jack Brens (31) and Ken Siebel (31) vs. Utah (12/28/62)
Two or more Badgers scored 20 points, same game: Tyler Wahl (21) and Steven Crowl (21) at Minnesota (3/5/23)
Three or more Badgers scored 20 points, same game: Jon Leuer (24), Josh Gasser (21), Jordan Taylor (20), vs. PVAMU (11/14/10)
Scored 20 points in one half: AJ Storr (20) vs. Chicago State (12/22/23)
Scored 20 points/two straight games: Johnny Davis (30 at Indiana, 2/15/22; 25 vs. Michigan, 2/20/22)
Scored 20 points/three straight games: Johnny Davis (26 vs. Iowa, 1/6/22; 37 at #3 Purdue, 1/3/22; 20 vs. Illinois State, 12/29/21)
Scored 20 points/four straight games: Johnny Davis (26 vs. Iowa, 1/6/22; 37 at #3 Purdue, 1/3/22; 20 vs. Illinois State, 12/29/21; 24 at #21 Ohio State, 12/11/21)
Scored 20 points/five straight games: Johnny Davis (26 vs. Iowa, 1/6/22; 37 at #3 Purdue, 1/3/22; 20 vs. Illinois State, 12/29/21; 24 at #21 Ohio State, 12/11/21; 23 vs. Indiana, 12/8/21)
Scored 30 points/two straight games: Michael Finley (30 at Michigan, 1/29/94; 32 vs. Michigan State, 2/2/94)
No Badger scored in double figures: vs. Marquette (12/8/12)
One Badger scored in double figures: 14, Connor Essegian at Indiana (1/14/23)
Four players scored in double figures: Tyler Wahl (17), Chucky Hepburn (13), John Blackwell (12), Connor Essegian (12), AJ Storr (10) vs. Nebraska (1/6/24)
Five players scored in double figures: Tyler Wahl (17), Chucky Hepburn (13), John Blackwell (12), Connor Essegian (12), AJ Storr (10) vs. Nebraska (1/6/24)
Six players scored in double figures: Reuvers (19), Davison (15), Ford (12), King (12), Trice (11) and Pritzl (10) vs. Green Bay (11/21/19)
UW Scored 70 or more points: 71, vs. Northwestern (1/13/24)
UW Scored 80 or more points: 88, vs. Nebraska (1/6/24)
UW Scored 90 or more points: 105, vs. Arkansas State (11/6/23)
UW Scored 100 or more points: 105, vs. Arkansas State (11/6/23)

Field Goal Shooting

Shot 90 percent or better (min. 10 att.): .900 (9-10), Carlton McGee vs. Michigan (2/26/92)
UW shot 50 percent or better: .500 (22-44), vs. Northwestern (1/13/24)
UW shot 60 percent or better: .650 (39-60), vs. Arkansas State (11/6/23)
UW shot 70 percent or better: .744, vs. Army (12/30/79)
UW made 30 or more field goals: 33, vs. Nebraska (1/6/24)
UW made 40 or more field goals: 42, vs. Iowa (3/9/94)
UW made 50 or more field goals: Has not happened
UW attempted 60 or more field goals: 60, vs. Nebraska (1/6/24)
UW attempted 70 or more field goals: 70, at Arizona (12/9/23)
UW attempted 80 or more field goals: 83, vs. Northwestern (1/28/95)
UW attempted 100 or more field goals: 102, vs. South Dakota (12/9/72)

3-Point Field Goal Shooting

Made 5 or more 3-point field goals: Max Klesmit (5-7 3FG) vs. Northwestern (1/13/24)
UW shot 40 percent or better (min. 8 att.): .500 (7-14) vs. Northwestern (1/13/24)
UW shot 50 percent or better (min. 8 att.): .500 (13-26) vs. Nebraska (1/6/24)
UW shot 60 percent or better (min. 8 att.): .640 (16-25), vs. Louisville (12/19/20)
UW shot 70 percent or better (min. 8 att.): .727, at Indiana (2/25/10)
UW shot 80 percent or better (min. 8 att.): .889, vs. North Dakota St. (12/10/86)
UW shot 90 percent or better (min. 8 att.): .900, at Illinois (1/25/97)
UW made 10 or more 3-point field goals: 13, vs. Nebraska (1/6/24)
UW made 15 or more 3-point field goals: 16, vs. Louisville (12/19/20)
UW attempted 30 or more 3-point field goals: 36, vs. Rutgers (2/18/23)
UW attempted 40 or more 3-point field goals: 40, vs. Temple (12/3/01)

Double-Double / Triple-Double

Had a triple-double: Ethan Happ (13 pts, 12 reb, 11 ast) vs. Northwestern (1/26/19)
Had a double-double (Pts/Reb): Steven Crowl (14 pts, 13 reb) vs. Iowa (1/2/24)
Had a double-double (Pts/Ast): Ethan Happ (10 pts, 11 reb, 12 ast) vs. Coppin St. (11/6/18)
Had a double-double (Ast/Reb): Ethan Happ (10 pts, 11 reb, 12 ast) vs. Coppin St. (11/6/18)
Had a double-double in consecutive games: Tyler Wahl vs. Iowa (2/22), at Michigan (2/26/23)
Two with double-double: Potter (24 p, 13 r) & Davison (11 p, 13 r) at Penn State (1/11/20)

Free Throw Shooting

Perfect at the FT line (min. 10 att.): 10-10, Brad Davison at Indiana (2/15/22)
UW shot 80 percent or better (min. 12 att.): 1.000 (14-14), at Michigan State (12/5/23)
UW shot 90 percent or better (min. 12 att.): 1.000 (14-14), at Michigan State (12/5/23)
UW shot 100 percent (min. 12 att.): 14-14, at Michigan State (12/5/23)
UW made 20 or more free throws: 20, vs. Northwestern (1/13/24)
UW made 30 or more free throws: 30, vs. Minnesota (2/13/14)
UW made 40 or more free throws: 40, vs. Minnesota (1/12/53)
UW attempted 30 or more free throws: 35, vs. Iowa (1/2/24)
UW attempted 40 or more free throws: 40, vs. Robert Morris (11/17/23)
UW attempted 50 or more free throws: 50, at Indiana (2/12/62)
UW attempted 60 or more free throws: 61, at Michigan (2/21/53)

Rebounds

Had 10+ rebounds: 13, Steven Crowl vs. Iowa (1/2/24)
Had 15+ rebounds: 15, Johnny Davis vs. Minnesota (1/30/22)
Had 20+ rebounds: 25, Joe Chrmelich vs. St. Mary's (12/2/76)
Had 30+ rebounds: 30, Paul Morrow vs. Purdue (1/3/53)
Had 10+ reb. in consecutive games: Tyler Wahl, Two Straight (2/22/23, 2/26/23)
UW had 40+ rebounds: 42, vs. Chicago State (12/2/23)
UW had 50+ rebounds: 50, vs. Green Bay (11/12/21)

Assists

Had 10 or more assists: 11, Ethan Happ vs. Northwestern (1/26/19)
Had 15 or more assists: Has not happened
UW had 20 or more assists: 22, vs. Louisville (12/19/20)
UW had 30 or more assists: 30, vs. Iowa (3/9/94)

Blocked Shots

Had 5 or more blocked shots: 9 Nate Reuvers vs. Eastern Illinois (11/8/19)
Had 10 or more blocked shots: Has not happened
UW had 10 or more blocked shots: 10 vs. Eastern Illinois (11/25/20)
UW had 15 or more blocked shots: Has not happened

Steals

Had 5 or more steals: 5, Chucky Hepburn vs. Minnesota (1/3/23)
Had 10 or more steals: 10, Mike Kelley vs. Texas (12/7/99)
UW had 10 or more steals: 11, vs. SMU (11/22/23)
UW had 15 or more steals: 16, MR vs. California (12/2/12)

Turnovers

UW had 1 or fewer turnovers: 1, vs. Iowa (1/20/15)
UW had 5 or fewer turnovers: 5, at Ohio State (1/10/24)
UW had 0 turnovers in a half: 0 in 2H, vs. Western Michigan (12/30/22)
Opponent committed 15 or more turnovers: 15, Jacksonville State (12/14/23)
Opponent committed 20 or more turnovers: 21, Robert Morris (11/17/23)

Overtime

Won a game in overtime: 79-74, at Penn State (2/8/23)
Lost a game in overtime: 87-79, at Michigan (2/26/23)
Played a 2-overtime game: win vs. Indiana (80-73), 1/7/21
Played a 3-overtime game: loss vs. Indiana (85-86), 2/16/87
Played in consecutive OT games: at Penn State (2/8/23) and at Nebraska (2/11/23)

Miscellaneous

Hit a buzzer beater: vs. Xavier, 3/20/16 (Bronson Koenig hits 3PT in corner, UW 66-63)
Won after trailing by at least 10 pts in second half: 10 vs. SMU, 12/22/23 (down 40-30, 13:00 remaining - won 69-61)
Won after trailing by at least 15 pts in second half: 17 vs. Indiana, 12/8/21 (down 42-25, 19:43 remaining - won 64-59)
UW scored 10 straight points or more: 12-0 (16:40 - 11:24 1H) vs. Chicago State (12/22/23)
UW scored 15 straight points or more: 16-0 (16:14 - 10:57 2H) vs. Nicholls (12/15/21)
UW held opp. scoreless 5:00 or longer: 6:32 (16:40 - 10:08 1H) vs. Chicago State (12/22/23)
UW held opp. scoreless for 8:00 or longer: 10:24 (17:26 - 7:02 1H) vs. Penn State (2/5/22)

GAME 1: WISCONSIN 105, ARKANSAS STATE 76

Nov. 6, 2023 • Madison, Wis. • Kohl Center



Official Basketball Box Score - Final
Arkansas St. at Wisconsin
11/09/23 Kohl Center, Madison
2023-24 Men's Basketball

Game Time: 7:00 PM
Game Duration: 2:08
Attendance: 14,033

Officials: Earl Walton, Tony Meks, Josh White

Arkansas St. - 76

Record: 0-1

Table with columns: NO. Name, Min, FG, 3P, FT, Rebounds, Fouls, TP, AS, TO, ST, Blocks, +/-

Shooting By Period
1st FG% 14-29 48.3%
3PT% 3-11 27.3%
2nd FG% 10-30 33.3%
3PT% 1-10 10.0%

Wisconsin - 105

Record: 14-0

Table with columns: NO. Name, Min, FG, 3P, FT, Rebounds, Fouls, TP, AS, TO, ST, Blocks, +/-

Shooting By Period
1st FG% 22-34 64.7%
3PT% 0-3 0.0%
2nd FG% 17-26 65.4%
3PT% 6-9 66.7%

ASU

WS

Table with columns: Biggest lead, Best Scoring Run, Lead Changes, Times Tied, Time with Lead

Points from Turnovers, Paint, Second Chance, Fast Breaks, Bench

NOTES: Wisconsin set a Kohl Center scoring record, surpassing the previous high set by Kansas in a 104-86 win vs. Oregon in the 2022 NCAA Tournament ... UW scored its most points since a 105-70 win vs. Eastern Illinois on 12/28/95 ... UW shot 65% FG (39-for-60), the 4th-highest mark in school history.

GAME 2: #9 TENNESSEE 80, WISCONSIN 70

Nov. 10, 2023 • Madison, Wis. • Kohl Center



Official Basketball Box Score - Final
Tennessee at Wisconsin
11/10/23 Kohl Center, Madison
2023-24 Men's Basketball

Game Time: 8:00 PM
Game Duration: 2:01
Attendance: 17,287

Officials: Jeffrey Anderson, Owen Shortt, Brett Smith

Tennessee - 80

Record: 2-0

Table with columns: NO. Name, Min, FG, 3P, FT, Rebounds, Fouls, TP, AS, TO, ST, Blocks, +/-

Shooting By Period
1st FG% 15-27 55.6%
3PT% 5-9 55.6%
2nd FG% 13-29 44.8%
3PT% 0-6 0.0%

Wisconsin - 70

Record: 1-1

Table with columns: NO. Name, Min, FG, 3P, FT, Rebounds, Fouls, TP, AS, TO, ST, Blocks, +/-

Shooting By Period
1st FG% 13-32 40.6%
3PT% 4-11 36.4%
2nd FG% 12-29 41.4%
3PT% 5-13 38.5%

UT

UW

Table with columns: Biggest lead, Best Scoring Run, Lead Changes, Times Tied, Time with Lead

GAME 4: ROBERT MORRIS 78, WISCONSIN 68

Nov. 17, 2023 • Madison, Wis. • Kohl Center



Official Basketball Box Score - Final
Robert Morris at Wisconsin
11/17/23 Kohl Center, Madison
2023-24 Men's Basketball

Game Time: 6:00 PM
Game Duration: 2:09
Attendance: 14,189

Officials: Eric Curry, Amy Bomer, Rob Kuemmen

Robert Morris - 88

Record: 1-3

Table with columns: NO. Name, Min, FG, 3P, FT, Rebounds, Fouls, TP, AS, TO, ST, Blocks, +/-

Shooting By Period
1st FG% 13-30 43.3%
3PT% 7-15 46.7%
2nd FG% 11-22 50.0%
3PT% 6-14 42.9%

Wisconsin - 78

Record: 2-2

Table with columns: NO. Name, Min, FG, 3P, FT, Rebounds, Fouls, TP, AS, TO, ST, Blocks, +/-

Shooting By Period
1st FG% 13-27 48.1%
3PT% 0-6 0.0%
2nd FG% 11-18 61.1%
3PT% 3-7 42.9%

RM

UW

Table with columns: Biggest lead, Best Scoring Run, Lead Changes, Times Tied, Time with Lead

GAME 5: WISCONSIN 65, #24 VIRGINIA 41

Nov. 20, 2023 • Fort Myers, Fla. • Suncoast Credit Union Arena



Official Basketball Box Score - Final
Wisconsin at Virginia
11/20/23 Suncoast Credit Union Arena, Fort Myers, Fla.
2023-24 Men's Basketball

Game Time: 6:00 PM
Game Duration: 1:47
Attendance: 3,500

Officials: Ted Valentine, Lee Cassell, KB Burdett

Table with columns: NO., Name, Min, FG, 3P, FT, Rebounds, Fouls, TP, AS, TO, ST, Blocks, +/-

Shooting By Period table with columns: 1st FG%, 3PT%, 2nd FG%, 3PT%, GM FG%, 3PT%, FT%

Table with columns: NO., Name, Min, FG, 3P, FT, Rebounds, Fouls, TP, AS, TO, ST, Blocks, +/-

Shooting By Period table with columns: 1st FG%, 3PT%, 2nd FG%, 3PT%, GM FG%, 3PT%, FT%

Summary table with columns: Wis, UVA, Points from, Turnovers, Paint, Second Chance, Fast Breaks, Time with Lead

NOTES: Wisconsin moved to 3-4 all-time vs. Virginia and earned its first win over the Cavaliers since 2013...

GAME 6: WISCONSIN 69, SMU 61

Nov. 22, 2023 • Fort Myers, Fla. • Suncoast Credit Union Arena



Official Basketball Box Score - Final
Wisconsin at SMU
11/22/23 Suncoast Credit Union Arena, Fort Myers
2023-24 Men's Basketball

Game Time: 8:30 PM
Game Duration: 2:09
Attendance: 3,500

Officials: Ted Valentine, Lee Cassell, Patrick Evans

Table with columns: NO., Name, Min, FG, 3P, FT, Rebounds, Fouls, TP, AS, TO, ST, Blocks, +/-

Shooting By Period table with columns: 1st FG%, 3PT%, 2nd FG%, 3PT%, GM FG%, 3PT%, FT%

Table with columns: NO., Name, Min, FG, 3P, FT, Rebounds, Fouls, TP, AS, TO, ST, Blocks, +/-

Shooting By Period table with columns: 1st FG%, 3PT%, 2nd FG%, 3PT%, GM FG%, 3PT%, FT%

Summary table with columns: Wis, SMU, Points from, Turnovers, Paint, Second Chance, Fast Breaks, Time with Lead

NOTES: Wisconsin claimed its sixth November non-conference tournament title in the last 20 years...

GAME 7: WISCONSIN 71, WESTERN ILLINOIS 49

Nov. 27, 2023 • Madison, Wis. • Kohl Center



Official Basketball Box Score - Final
Western Illinois at Wisconsin
11/27/23 Kohl Center, Madison
2023-24 Men's Basketball

Game Time: 6:00 PM
Game Duration: 1:54
Attendance: 14,092

Officials: Will Howard, Mike Pearson, Mason Siler

Table with columns: NO., Name, Min, FG, 3P, FT, Rebounds, Fouls, TP, AS, TO, ST, Blocks, +/-

Shooting By Period table with columns: 1st FG%, 3PT%, 2nd FG%, 3PT%, GM FG%, 3PT%, FT%

Table with columns: NO., Name, Min, FG, 3P, FT, Rebounds, Fouls, TP, AS, TO, ST, Blocks, +/-

Shooting By Period table with columns: 1st FG%, 3PT%, 2nd FG%, 3PT%, GM FG%, 3PT%, FT%

Summary table with columns: WU, UW, Points from, Turnovers, Paint, Second Chance, Fast Breaks, Time with Lead

GAME 7: WISCONSIN 75, #3 MARQUETTE 64

Dec. 2, 2023 • Madison, Wis. • Kohl Center



Official Basketball Box Score - Final
Marquette at Wisconsin
12/02/23 Kohl Center, Madison
2023-24 Men's Basketball

Game Time: 11:30 AM
Game Duration: 15:38
Attendance: 17,071

Officials: Jeffrey Anderson, Earl Walton, Tim Corser

Table with columns: NO., Name, Min, FG, 3P, FT, Rebounds, Fouls, TP, AS, TO, ST, Blocks, +/-

Shooting By Period table with columns: 1st FG%, 3PT%, 2nd FG%, 3PT%, GM FG%, 3PT%, FT%

Table with columns: NO., Name, Min, FG, 3P, FT, Rebounds, Fouls, TP, AS, TO, ST, Blocks, +/-

Shooting By Period table with columns: 1st FG%, 3PT%, 2nd FG%, 3PT%, GM FG%, 3PT%, FT%

Summary table with columns: MAR, UW, Points from, Turnovers, Paint, Second Chance, Fast Breaks, Time with Lead

GAME 9: #23 WISCONSIN 70, MICHIGAN STATE 57
Dec. 5, 2023 • East Lansing, Mich. • Breslin Events Center



Official Basketball Box Score - Final
Wisconsin at Michigan St.
12/05/23 Breslin Events Center, East Lansing
2023-24 Men's Basketball

Game Time: 7:00 PM
Game Duration: 1:47
Attendance: 14,797

Officials: Doug Simmons, Terry Ogelsby, Bill Ek

Table with columns: NO. Name, Min, FG, 3P, FT, Rebounds, Fouls, TP, AS, TO, ST, Blocks, +/-, Shooting By Period (1st, 2nd, 3rd, GM, FT%, Dead Ball Rebounds)

Table with columns: NO. Name, Min, FG, 3P, FT, Rebounds, Fouls, TP, AS, TO, ST, Blocks, +/-, Shooting By Period (1st, 2nd, 3rd, GM, FT%, Dead Ball Rebounds)

Summary table with columns: WIS, MSU, Points from Turnovers, Paint, Second Chance, Fast Breaks, MSU, Period by Period Scoring (1st, 2nd, TOT)

NOTES: Wisconsin won its 3rd-straight game at Michigan State for the first time in the history of the Breslin Center and the first time in the overall series since winning 3 straight at MSU's Jenison Field House from 1961-63...UW won its sixth straight Big Ten opener (19 of last 21).

GAME 10: #1 ARIZONA 98, #23 WISCONSIN 73
Dec. 9, 2023 • Tucson, Ariz. • McKale Center



Official Basketball Box Score - Final
Wisconsin at Arizona
12/09/23 McKale Center, Tucson
2023-24 Men's Basketball

Game Time: 1:15 PM
Game Duration: 1:53
Attendance: 14,688

Officials: Kipp Kissinger, Brooks Wells, Eric Curry

Table with columns: NO. Name, Min, FG, 3P, FT, Rebounds, Fouls, TP, AS, TO, ST, Blocks, +/-, Shooting By Period (1st, 2nd, 3rd, GM, FT%, Dead Ball Rebounds)

Table with columns: NO. Name, Min, FG, 3P, FT, Rebounds, Fouls, TP, AS, TO, ST, Blocks, +/-, Shooting By Period (1st, 2nd, 3rd, GM, FT%, Dead Ball Rebounds)

Summary table with columns: WISC, ARIZ, Points from Turnovers, Paint, Second Chance, Fast Breaks, ARIZ, Period by Period Scoring (1st, 2nd, TOT)

NOTES: Wisconsin won its 3rd-straight game at Michigan State for the first time in the history of the Breslin Center and the first time in the overall series since winning 3 straight at MSU's Jenison Field House from 1961-63...UW won its sixth straight Big Ten opener (19 of last 21).

GAME 11: #23 WISCONSIN 75, JACKSONVILLE STATE 60
Dec. 14, 2023 • Madison, Wis. • Kohl Center



Official Basketball Box Score - Final
Jacksonville St. at Wisconsin
12/14/23 Kohl Center, Madison
2023-24 Men's Basketball

Game Time: 5:00 PM
Game Duration: 1:55
Attendance: 12,816

Officials: Jeffrey Anderson, Brian Dorsey, Brian McHugh

Table with columns: NO. Name, Min, FG, 3P, FT, Rebounds, Fouls, TP, AS, TO, ST, Blocks, +/-, Shooting By Period (1st, 2nd, 3rd, GM, FT%, Dead Ball Rebounds)

Table with columns: NO. Name, Min, FG, 3P, FT, Rebounds, Fouls, TP, AS, TO, ST, Blocks, +/-, Shooting By Period (1st, 2nd, 3rd, GM, FT%, Dead Ball Rebounds)

Summary table with columns: JSU, UW, Points from Turnovers, Paint, Second Chance, Fast Breaks, UW, Period by Period Scoring (1st, 2nd, TOT)

NOTES: Wisconsin won its 3rd-straight game at Michigan State for the first time in the history of the Breslin Center and the first time in the overall series since winning 3 straight at MSU's Jenison Field House from 1961-63...UW won its sixth straight Big Ten opener (19 of last 21).

GAME 12: #24 WISCONSIN 80, CHICAGO STATE 53
Dec. 22, 2023 • Madison, Wis. • Kohl Center



Official Basketball Box Score - Final
Chicago St. at Wisconsin
12/22/23 Kohl Center, Madison
2023-24 Men's Basketball

Game Time: 7:00 PM
Game Duration: 1:57
Attendance: 14,104

Officials: Tariq Lucas, D.J. Carstenen, King Wheelster

Table with columns: NO. Name, Min, FG, 3P, FT, Rebounds, Fouls, TP, AS, TO, ST, Blocks, +/-, Shooting By Period (1st, 2nd, 3rd, GM, FT%, Dead Ball Rebounds)

Table with columns: NO. Name, Min, FG, 3P, FT, Rebounds, Fouls, TP, AS, TO, ST, Blocks, +/-, Shooting By Period (1st, 2nd, 3rd, GM, FT%, Dead Ball Rebounds)

Summary table with columns: CSU, UW, Points from Turnovers, Paint, Second Chance, Fast Breaks, UW, Period by Period Scoring (1st, 2nd, TOT)

NOTES: Wisconsin won its 3rd-straight game at Michigan State for the first time in the history of the Breslin Center and the first time in the overall series since winning 3 straight at MSU's Jenison Field House from 1961-63...UW won its sixth straight Big Ten opener (19 of last 21).

GAME 13: #21 WISCONSIN 83, IOWA 72
Jan. 2, 2024 • Madison, Wis. • Kohl Center



Official Basketball Box Score - Final
Iowa at Wisconsin
01/02/24 Kohl Center, Madison
2023-24 Men's Basketball

Game Time: 6:00 PM
Game Duration: 1:57
Attendance: 15,725

Officials: Jeffrey Anderson, Don Daly, Owen Shortt

Iowa - 72

Record: 8-6 (0-3)

Box score table for Iowa vs Wisconsin, listing player names, minutes, and various statistics.

Shooting By Period table for Iowa vs Wisconsin, showing FG, 3P, FT percentages and totals.

Dead Ball Rebounds: 2, 1

Technical Fouls: NONE

Wisconsin - 83

Record: 10-3 (2-0)

Box score table for Wisconsin vs Iowa, listing player names, minutes, and various statistics.

Shooting By Period table for Wisconsin vs Iowa, showing FG, 3P, FT percentages and totals.

Dead Ball Rebounds: 2, 0

Technical Fouls: NONE

Summary statistics table for Iowa vs Wisconsin, including lead, scoring runs, and time with lead.

GAME 14: #21 WISCONSIN 88, NEBRASKA 72
Jan. 6, 2024 • Madison, Wis. • Kohl Center



Official Basketball Box Score - Final
Nebraska at Wisconsin
01/06/24 Kohl Center, Madison
2023-24 Men's Basketball

Game Time: 11:15 PM
Game Duration: 1:52
Attendance: 15,055

Officials: D.J. Carstensen, Earl Watson, Courtney Green

Nebraska - 72

Record: 12-3 (2-2)

Box score table for Nebraska vs Wisconsin, listing player names, minutes, and various statistics.

Shooting By Period table for Nebraska vs Wisconsin, showing FG, 3P, FT percentages and totals.

Dead Ball Rebounds: 2, 0

Technical Fouls: NONE

Wisconsin - 88

Record: 11-3 (3-0)

Box score table for Wisconsin vs Nebraska, listing player names, minutes, and various statistics.

Shooting By Period table for Wisconsin vs Nebraska, showing FG, 3P, FT percentages and totals.

Dead Ball Rebounds: 1, 0

Technical Fouls: NONE

Summary statistics table for Wisconsin vs Nebraska, including lead, scoring runs, and time with lead.

GAME 15: #25 WISCONSIN 71, OHIO STATE 60
Jan. 10, 2024 • Columbus, Ohio • Value City Arena



Official Basketball Box Score - Final
Wisconsin at Ohio State
01/10/24 Value City Arena, Columbus, Ohio
Ohio State vs Wisconsin

Game Time: 8:30 PM
Game Duration: 1:50
Attendance: 11,276

Officials: Doug Simons, Kipp Kissinger, Earl Watson

Wisconsin - 71

Record: 12-3 (4-0)

Box score table for Wisconsin vs Ohio State, listing player names, minutes, and various statistics.

Shooting By Period table for Wisconsin vs Ohio State, showing FG, 3P, FT percentages and totals.

Dead Ball Rebounds: 0, 0

Technical Fouls: NONE

Ohio State - 60

Record: 12-4 (2-3)

Box score table for Ohio State vs Wisconsin, listing player names, minutes, and various statistics.

Shooting By Period table for Ohio State vs Wisconsin, showing FG, 3P, FT percentages and totals.

Dead Ball Rebounds: 2, 0

Technical Fouls: NONE

Summary statistics table for Ohio State vs Wisconsin, including lead, scoring runs, and time with lead.

GAME 16: #15 WISCONSIN 71, NORTHWESTERN 63
Jan. 13, 2024 • Madison, Wis. • Kohl Center



Official Basketball Box Score - Final
Northwestern at Wisconsin
01/13/24 Kohl Center, Madison
2023-24 Men's Basketball

Game Time: 11:00 AM
Game Duration: 1:57
Attendance: 17,671

Officials: Rob Ryle, Lamont Simpson, John Floyd

Northwestern - 63

Record: 12-4 (3-2)

Box score table for Northwestern vs Wisconsin, listing player names, minutes, and various statistics.

Shooting By Period table for Northwestern vs Wisconsin, showing FG, 3P, FT percentages and totals.

Dead Ball Rebounds: 6, 0

Technical Fouls: NONE

Wisconsin - 71

Record: 13-3 (5-0)

Box score table for Wisconsin vs Northwestern, listing player names, minutes, and various statistics.

Shooting By Period table for Wisconsin vs Northwestern, showing FG, 3P, FT percentages and totals.

Dead Ball Rebounds: 1, 0

Technical Fouls: NONE

Summary statistics table for Wisconsin vs Northwestern, including lead, scoring runs, and time with lead.