

M 2023-24 MARYLAND BASKETBALL

GAME 31

AT PENN STATE | MAR. 10, 2024 | 7:30 PM | BRYCE JORDAN CENTER | BTN

2023-24 SCHEDULE

NOVEMBER

Date	Day	UMD	Opponent	TV	Time/Result
7	TUE.	RV	MOUNT ST. MARY'S	B1G+	W, 68-53
10	Fri.	RV	vs. Davidson ¹	ESPNU	L, 61-64
12	Sun.	RV	vs. UAB ¹	ESPN2	L, 63-66
17	Fri.		at #21 Villanova ²	FS1	L, 40-57
21	TUE.		UMBC	BTN	W, 92-68
25	SAT.		SOUTH ALABAMA	BTN	W, 68-55
28	TUE.		RIDER	B1G+	W, 103-76

DECEMBER

Date	Day	UMD	Opponent	TV	Time/Result
1	Fri.		at Indiana*	BTN	L, 53-65
6	WED.		PENN STATE*	BTN	W, 81-75 (OT)
12	TUE.		ALCORN STATE	BTN	W, 105-65
19	TUE.		NICHOLLS	BTN	W, 73-67
22	Fri.		at UCLA	ESPN2	W, 69-60
28	THUR.		COPPIN STATE	BTN	W, 75-53

JANUARY

Date	Day	UMD	Opponent	TV	Time/Result
2	TUES.		#1 PURDUE*	PEACOCK	L, 53-67
7	Sun.		at Minnesota*	BTN	L, 62-65
11	THUR.		MICHIGAN*	FS1	W, 64-57
14	Sun.		at #10 Illinois*	BTN	W, 76-67
17	Wed.		at Northwestern*	BTN	L, 69-72
21	SUN.		MICHIGAN STATE*	CBS	L, 59-61
24	Wed.		at Iowa*	BTN	W, 69-67
27	SAT.		NEBRASKA*	BTN	W, 73-51

FEBRUARY

Date	Day	UMD	Opponent	TV	Time/Result
3	Sat.		at Michigan State*	FOX	L, 54-63
6	TUE.		RUTGERS*	BTN	L, 53-56
10	Sat.		at Ohio State*	FS1	L, 75-79 (2OT)
14	WED.		IOWA*	BTN	W, 78-66
17	SAT.		#14 ILLINOIS*	FOX	L, 80-85
20	Tue.		at RV Wisconsin*	Peacock	L, 70-74
25	Sun.		at Rutgers*	BTN	W, 63-46
28	WED.		RV NORTHWESTERN*	BTN	L, 61-68

MARCH

Date	Day	UMD	Opponent	TV	Time/Result
3	SUN.		INDIANA*	CBS	L, 78-83
10	Sun.		at Penn State*	BTN	7:30 PM
13	Wed.		B1G First Round ³	Peacock	TBA
14	Thur.		B1G Second Round ³	BTN	TBA
15	Fri.		B1G Quarterfinals ³	BTN	TBA
16	Sat.		B1G Semifinals ³	CBS	1/3:30 PM
17	Sun.		B1G Championship ³	CBS	3:30 PM

All Times EST; Home games at XFINITY Center in BOLD CAPS; 1 - 2023 Asheville Championship Tournament (Asheville, NC); 2 - Gavitt Games, Philadelphia, PA; 3 - Big Ten Tournament, Minneapolis, MN; * Indicates Big Ten Conference Game; [xxx] indicates Maryland's AP ranking

MEDIA CONTACTS

Primary Contact: John Sinnett
 Assistant AD - Strategic Communications & Content Dev.
Email / Phone: jsinnett@umd.edu / (c) 413-687-2237

Secondary Contact: Bryant Avery
 Strategic Communications Assistant
Email / Phone: bavery1@umd.edu / (c) 404-429-9873

THE MATCHUP



MARYLAND TERRAPINS

2023-24 Record: 15-15 (7-12 B1G) - NET: 72
 Head Coach: Kevin Willard (Pittsburgh '97)
 Years / Record at UMD: 2nd / 37-28 (.569)
 Overall Years / Record: 17th / 307-238 (.563)

2023-24 Top Scorer: Young / 20.9 ppg / 607 pts
 2023-24 Top Rebounder: Reese / 9.7 rpg / 292 rebs
 2023-24 Top Assists: Young / 4.2 apg / 122 ast
 2023-24 Top Blocks: Reese / 1.9 bpg / 56 blocks

VS



PENN STATE NITTANY LIONS

2023-24 Record: 14-16 (8-11 B1G) - NET: 96
 Head Coach: Mike Rhoades (Lebanon Valley '95)
 Years / Record at PSU: 1st / 14-16 (.467)
 Overall Years / Record: 190-129 (.596)

2023-24 Top Scorer: Clary / 16.7 ppg / 384 pts
 2023-24 Top Rebounder: Wahab / 7.5 rpg / 225 reb
 2023-24 Top Assists: Baldwin / 5.9 apg / 176 ast
 2023-24 Top Blocks: Wahab / 1.5 bpg / 44 blocks

COVERAGE

Radio: Johnny Holliday (xpx), Chris Knoche (analyst), Tom Marchitto (engineer)
TV: Kevin Kugler (xpx), Jess Settles (analyst)
Maryland Sports Network: One Maryland App, WJZ-FM 105.7 FM (Baltimore), The TEAM 980 AM (DC)
Stream: www.foxsports.com
SiriusXM: Channel 385, SiriusXM App

SERIES INFORMATION

Overall Record	Maryland leads 17-14	Longest Maryland Streak	Won 4 (twice)
Home / Away / Neutral	11-2 / 2-11 / 4-1	Longest PSU Streak	Won 4
Willard vs. Penn State	3-1	Largest Maryland Win	12/1/10 - 62-39 (+23)
Current Streak	Maryland won 1	Largest PSU Win	12/7/63 - 91-62 (+29)
Last Meeting	12/6/23 - W, 81-75 (OT)		

RIGHT HERE, RIGHT NOW

WHERE WE ARE ...

- ▶ Maryland closes out the regular-season with a Sunday road trip to Penn State at the Bryce Jordan Center. The game will tip at 7:30 PM and will be televised on BTN. Fans can listen to the game on the Maryland Sports Radio Network with Voice of the Terps Johnny Holliday calling the action alongside Chris Knoche.
- ▶ Jahmir Young leads Maryland with 20.9 points per game, third best in the Big Ten and 16th nationally, followed by Julian Reese (13.9 points, 9.7 rebounds). Donta Scott rounds out the top scorers with 11.4 points per game.

WHERE WE'VE BEEN ...

- ▶ Maryland has two Quad 1 wins on the year, four Quad 2 wins, and has four road wins (3rd-best in the Big Ten). Despite being 2-8 in Quad 1 games, the Terps have had four decided by one possession or overtime (1-3).
- ▶ Maryland is holding its opponents to 27.1 percent shooting from three-point range in the second halves of games this season, second best among major conference teams (Mississippi State - 27.0) and seventh best in Division I.

THE BIG NOTE ... WHAT A SEASON FOR REESE

- ▶ Julian Reese is one of seven Division I players with at least 400 points, 250 rebounds and 50 blocks this season. Each Maryland player to have had such a season in the last 25 years was eventually selected in the NBA draft.

Year	Player	Pts	Reb	Blk	Draft Year	Rnd	Pick
2023-24	Julian Reese	417	292	56	???		
2019-20	Jalen Smith	479	326	73	2020	1	10
2018-19	Bruno Fernando	462	362	64	2019	2	4
2012-13	Alex Len	452	298	78	2013	1	5
2007-08	James Gist	525	260	77	2008	2	27
2001-02	Lonny Baxter*	533	288	69	2002	2	15
2001-02	Chris Wilcox	432	257	53	2002	1	8
2000-01	Terence Morris*	439	277	79	2001	2	5

*multiple seasons; most recent one listed

BIG NUMBERS

- 2,581** - Jahmir Young's career points - 2nd most nationally for an active player.
- 607** - Jahmir Young is the 19th player all-time at Maryland to post 600+ points in a single season.
- 65.0** - Points per game allowed this season which ranks 18th nationally.
- 12** - Points Julian Reese needs to reach 1,000 for his career; would be 61st player at Maryland to do so.
- 7** - Games this year decided by one possession; the most in the Big Ten and 9th most in NCAA.

2023-24 NUMERICAL ROSTER

No.	Name	Cl.	Pos.	Ht.	Wt.	Hometown / High School / Previous School	Instagram	Twitter
0	Jahnathan Lamothe	Fr.	G	6-4	192	Baltimore, Md. / St. Frances Academy	jahnlamothe5	JahnathanLamot1
1	Jahmir Young	5th	G	6-1	185	Upper Marlboro, Md. / DeMatha Catholic / Charlotte	jahm1ryoung	Flyymir_
2	Jahari Long	Sr.	G	6-5	200	Houston, Texas / Episcopal / Seton Hall	jbooqi	jahari2_
4	Braden Pierce	Fr.	C	7-0	230	Woodstock, Ga. / River Ridge / IMG Academy	bradenpiercee	bradenpierce24
5	DeShawn Harris-Smith	Fr.	G	6-5	215	Woodbridge, Va. / Paul VI Catholic	thatdogdeshawn	dcincooo
10	Julian Reese	Jr.	F	6-9	230	Baltimore, Md. / St. Frances Academy	shifty_ju	reese10julian
11	Noah Batchelor	So.	G/F	6-6	185	Frederick, Md. / Glenelg Country School / IMG Academy	noahbatchelorr	noah_batchelor_
12	Jamie Kaiser, Jr.	Fr.	F	6-6	205	Burke, Va. / Bishop Ireton / IMG Academy	jamie_kaiser	J_Kaiser53
13	Chance Stephens	So.	G	6-3	185	Riverside, Calif. / Riverside Poytechnic / Loyola Marymount (Calif.)	chance_the_sniper	sniperstephens3
14	Mady Traore	So.	F	6-11	195	Paris, France / Believe Prep (S.C.) / New Mexico State	thessnake_	madytraore08
22	Jordan Geronimo	Sr.	F	6-6	225	Newark, N.J. / St. Paul's School (N.H.) / Indiana	jordangeronimo22	jordangeronimo2
24	Donta Scott	5th	F	6-8	230	Philadelphia, Pa. / Imhotep Charter	donta_4	-
30	Lukas Sotell	Fr.	G	6-3	170	Stamford, Conn. / Stamford / Montverde Academy	lukassotell	LukasSotell
35	Caelum Swanton-Rodger	So.	C	6-11	220	Calgary, Alberta / Edge School	r.caelum	caelumswanton
40	Ben Murphy	Jr.	G	6-1	193	Reisterstown Md. / Franklin / Howard Community College	benwmurphy	ben10murphy

Head Coach: Kevin Willard (Pittsburgh '97) 2nd season at Maryland / 17th season overall

Associate Head Coach: David Cox (William & Mary '95), 2nd season

Assistant Coach: Greg Manning, Jr. (Loyola '08), 6th season

Director of Basketball Operations: Charlie Butler (Seton Hall '15), 2nd season

Coordinator of Basketball Operations: Chris Robinson (Maryland '19), 7th season

Director of Player Personnel: Ricky Harris (Massachusetts '10), 1st season

Video Coordinator: Brenton Petty (Fordham '18), 5th season

Director of Basketball Performance: Kyle Tarp (UC Davis '06), 14th season

2023-24 ALPHABETICAL ROSTER

No.	Name	Cl.	Pos.	Ht.	Wt.	Hometown / High School / Previous School	Instagram	Twitter
11	Noah Batchelor	So.	G/F	6-6	185	Frederick, Md. / Glenelg Country School / IMG Academy	noahbatchelorr	noah_batchelor_
22	Jordan Geronimo	Sr.	F	6-6	225	Newark, N.J. / St. Paul's School (N.H.) / Indiana	jordangeronimo22	jordangeronimo2
5	DeShawn Harris-Smith	Fr.	G	6-5	215	Woodbridge, Va. / Paul VI Catholic	thatdogdeshawn	dcincooo
12	Jamie Kaiser, Jr.	Fr.	F	6-6	205	Burke, Va. / Bishop Ireton / IMG Academy	jamie_kaiser	J_Kaiser53
0	Jahnathan Lamothe	Fr.	G	6-4	192	Baltimore, Md. / St. Frances Academy	jahnlamothe5	JahnathanLamot1
2	Jahari Long	Sr.	G	6-5	200	Houston, Texas / Episcopal / Seton Hall	jbooqi	jahari2_
40	Ben Murphy	Jr.	G	6-1	193	Reisterstown Md. / Franklin / Howard Community College	benwmurphy	ben10murphy
4	Braden Pierce	Fr.	C	7-0	230	Woodstock, Ga. / River Ridge / IMG Academy	bradenpiercee	bradenpierce24
10	Julian Reese	Jr.	F	6-9	230	Baltimore, Md. / St. Frances Academy	shifty_ju	reese10julian
24	Donta Scott	5th	F	6-8	230	Philadelphia, Pa. / Imhotep Charter	donta_4	-
30	Lukas Sotell	Fr.	G	6-3	170	Stamford, Conn. / Stamford / Montverde Academy	lukassotell	LukasSotell
13	Chance Stephens	So.	G	6-3	185	Riverside, Calif. / Riverside Poytechnic / Loyola Marymount (Calif.)	chance_the_sniper	sniperstephens3
35	Caelum Swanton-Rodger	So.	C	6-11	220	Calgary, Alberta / Edge School	r.caelum	caelumswanton
14	Mady Traore	So.	F	6-11	195	Paris, France / Believe Prep (S.C.) / New Mexico State	thessnake_	madytraore08
1	Jahmir Young	5th	G	6-1	185	Upper Marlboro, Md. / DeMatha Catholic / Charlotte	jahm1ryoung	Flyymir_

PRONUNCIATIONS

#0 Jahnathan Lamothe	Jonathan la-moeth
#1 Jahmir Young	jah-meer
#2 Jahari Long	jah-har-ee
#5 DeShawn Harris-Smith	day-shawn
#12 Jamie Kaiser	kai-zer
#14 Mady Traore	mad-ee tra-or-eh
#24 Donta Scott	Don-tay
#30 Lukas Sotell	so-TELL
#35 Caelum Swanton-Rodger	CAL-um

QUICK FACTS

Location	College Park, Md.
Conference	Big Ten
Enrollment	40,709
Founded	1856
Colors	Red, White, Black, Gold
Nickname	Terrapins, Terps
Arena (Capacity)	XFINITY Center (17,950)
President	Dr. Darryll J. Pines (California '86)
Athletics Director	Damon Evans (Georgia '92)
2022-23 Overall Record	22-13
2022-23 Big Ten Record	11-9 (T5th)
2023 Big Ten Tournament Finish	2nd Round
Postseason Finish	NCAA 2nd Round
First Year of Basketball:	1910-11
Overall All-Time Record:	1,663-1,138 (.591) / 105th Year
NCAA Tournament Appearances/Last:	30 / 2023
National Championships:	1 (2002)
NCAA Final Fours:	2 (2001, 2002)
NCAA Elite Eights:	4 (1973, 1975, 2001, 2002)
NCAA Sweet 16:	14 (1958, 1973, 1975, 1980, 1984, 1985, 1994, 1995, 1998, 1999, 2001, 2002, 2003, 2016)
Conference Championships:	11 Tournament (4) — 1931, 1958, 1984, 2004; Regular Season (7) — T-1932, 1975, 1980, T-1995, 2002, T-2010, T-2020)

FEAR THE JAHMIR

- ▶ Entering his first year at Maryland, many questioned Jahmir Young's ability to translate his scoring from C-USA to Power 5 play. Young's response was a team-best 15.9 points and 3.1 assists per game. Last season, he had eight 20-point games including a season-high 30 against No. 24 Ohio State. He was also the third-leading rebounder (4.6) overall, led the team in steals (44) and had the fourth-most blocked shots (13).
- ▶ This season, Young is the 2nd-ranked active player for overall scoring with 2,581 points and is 11th for scoring average at 17.3 points.

2023-24 NCAA PLAYERS (2000+ PTS, 600 REB, 450 AST)

Rk	Player	School	G	REB	AST	PTS
1	Jahmir Young	Maryland	149	759	488	2,581
3	Baylor Scheierman	Creighton	157	1207	562	2,141
4	Marcus Domask	Illinois	136	711	460	2,100

2023-24 ACTIVE NCAA SCORING LEADERS (TOTAL POINTS)

1	Max Abmas , Texas	3,073
2	Jahmir Young , Maryland	2,581
3	Antonio Reeves , Kentucky	2,283
4	Tyler Thomas , Hofstra	2,269
5	Isaiah Stevens , Colorado St.	2,267

YOUNG DOUBLES UP ON 1,000 POINTS

- ▶ Jahmir Young became just the sixth NCAA player since 2006 to post 1,000 points at two different institutions after scoring 16 points against Rutgers. Prior to the extra year of eligibility due to COVID-19, only three players had achieved the feat in the past 20 years.

SEASON PLAYER TEAMS

2002-06	Gary Neal	Towson (1,254), La Salle (1,041)
2013-17	Andrew Rowsey	UNC Ash. (1,244), Marquette (1,087)
2011-15	Juan'ya Green	Hofstra (1,186), Niagara (1,131)
2018-22	Matt Bradley	Cal (1,289), SDSU (1,033)
2018-22	Jalen Pickett	Siena (1,139), Penn State (1,068)
2019-pr.	Jahmir Young	Charlotte (1,421), Maryland (1,160)

1,000 IN TWO AT MARYLAND

- ▶ Jahmir Young has also become the fifth Maryland player to score 1,000 points in just two seasons, joining Joe Smith (1,290), Tom McMillen (1,283), Melo Trimble (1,102) and Terrell Stoglin (1,066). McMillen was the first to do it in 1973, followed by Smith in 1995. McMillen and Trimble went on to play three seasons while Smith and Stoglin only played two seasons at Maryland.
- ▶ Young is the third-fastest Terp to score 1,000 career points, having done so in 57 games when he reached the mark against Rutgers. The fastest Terp to 1,000 points was McMillen, who did it in his 48th game. Smith scored his 1,000th point in his 52nd game, a dramatic 86-73 win over No. 1 North Carolina on Feb. 7, 1995.

Maryland's Fastest To 1,000 Points

Name	Game	Opponent	Two-Year Total
Tom McMillen	48th	vs. NC State (1/31/73)	1,283
Joe Smith	52nd	vs. North Carolina (2/7/95)	1,290
Jahmir Young	57th	vs. Rutgers (2/6/24)	1,160
Terrell Stoglin	63rd	vs. Virginia (3/4/12)	1,066
Melo Trimble	66th	vs. Indiana (3/6/16)	1,102

MR. CLUTCH

- ▶ Jahmir Young has shown the ability to produce points by the bunches throughout his career, but most importantly, he can deliver in the big moment.
- ▶ Young ranks second nationally in 'clutch' points – those scored in the last five minutes of regulation and overtime with the score within six points. He led the nation with 68 after the Iowa game until Denver's Tommy Bruner had 49 points, including 21 in the 'clutch' span during the Pioneers double-OT win over South Dakota.
- ▶ Young's best 'clutch' showing was when he scored Maryland's final eight points in the last 90 seconds at Iowa, a pair of threes and the game-winning lay-up with 1.5 seconds to go.

Most Pts in Last 5 Min and OT (Score Within 6 Pts)

Tommy Bruner	Denver	99
Jahmir Young	Maryland	93
Terrell Burden	Kennesaw State	85
Xavier Johnson	Southern Illinois	81
Tyler Thomas	Hofstra	81

JAHMIR HAVING A SEASON TO REMEMBER

- ▶ Jahmir Young has had a banner two seasons for the Terps since transferring from Charlotte. This season, he has built upon his 2022-23 campaign and is one of the top scorers in the country.
- ▶ In terms of a single-season at Maryland, Young is turning in one of the top seasons in recent history.
- ▶ Young has also produced the 51st 500-point season in program history with 607 this year which ranks 18th for a single-season. He is the 13th player all-time in Maryland history to produce multiple 500+ point seasons.
- ▶ His 187 made free throws this year rank 6th for a single-season. Highlighting his efforts at the line have been consecutive made streaks of 39 (12/1/23-12/22/23), 33 (2/14/24-2/25/24) and 27 (1/11/24-to-1/24/24). His 39 straight were one shy of the program record set by Juan Dixon (1998-02).
- ▶ Young is the first Big Ten player back through 2018-19 to have multiple streaks of 30-plus made free throws in the same season.
- ▶ *Young is looking to become the first Terp since Greivis Vasquez in 2009-10 to average over 20 points, four rebounds, and four assists per game.*

Category	Rank	Total	Best Since
Scoring Avg.	9th	20.9	Terrell Stoglin, 21.6, 2011-12
Points	18th	607	Jahmir Young, 553, 2022-23
Free Throws	6th	187	Jahmir Young, 143, 2022-23
Free Throw %	1st	.908	Chris McCray, .903, 2004-05

YOUNG MAKING HIS MARK ON CAREER LISTS

- ▶ Through 64 career games at Maryland, Jahmir Young has already climbed into the top-10 of the Terps' all-time scorers. In his Maryland career, he has averaged 18.1 points per game which is currently 5th all-time. The most recent player to reach the top-10 for career scoring average at Maryland was Jerrod Mustaf who posted 16.6 points in 59 games from 1988-90.
- ▶ Young also ranks first for all-time career free throw percentage (.873), 16th for assists per game (3.6), and 19th for made free throws (330).
- ▶ Defensively, Young's 1.3 steals per game ranks 15th all-time.

JAHMIR IS ROAD RAGING

- ▶ In his last nine road games, Jahmir Young is averaging 25.8 points per game, while shooting 44.5% overall, 38.5% from beyond the arc, and 88.0% at the stripe.
- ▶ He has three 30-point road games (37 at UCLA, 36 at Northwestern, 31 at Michigan State). He also had 28 points at No. 10 Illinois.

Top Terp True Road Game Season Totals Since 2010-11

Rk	Player	Year	GP	FG%	3FG%	FT%	Pts
1	Jahmir Young	2023-24	11	.436	.364	.880	261
2	Melo Trimble	2015-16	10	.455	.375	.861	180
3	Jalen Smith	2019-20	11	.563	.406	.712	176
4	Fatts Russell	2021-22	9	.424	.345	.786	175
5	Dez Wells	2012-13	11	.560	.400	.634	174
6	Melo Trimble	2016-17	10	.460	.375	.692	174
7	Terrell Stoglin	2011-12	8	.370	.355	.917	173
8	Anthony Cowan	2019-20	11	.328	.308	.806	170
9	Anthony Cowan	2018-19	11	.362	.295	.826	169
10	Dez Wells	2013-14	9	.478	.263	.778	164
11	Anthony Cowan	2017-18	10	.407	.415	.764	164
12	Jahmir Young	2022-23	11	.422	.357	.742	162

ELITE COMPANY OF MARYLAND LEGENDS

- ▶ After posting his third 30-point game of the season, and the fifth of his career, at Michigan State, Jahmir Young joined an elite group of Terp legends. Young has **three 30-point road games** in his Maryland career which is tied for the second most alongside Len Bias and Greivis Vasquez. Walt Williams has the most with five (as part of a seven-game stretch of scoring 30-or-more points).
- ▶ Young also became the fifth Terp, and third-fastest, to post 1,000 points in two seasons and the sixth player in the NCAA since 2006 to score 1,000 points at two different schools.

Terps Most 30-Point Road Games

38	Walt Williams	at Florida State (2/5/92)
34	Walt Williams	at Clemson (2/22/92)
33	Walt Williams	at Virginia (1/29/92)
32	Walt Williams	at North Carolina (1/13/92)
30	Walt Williams	at NC State (1/11/92)
41	Len Bias	at Duke (1/25/86)
35	Len Bias	at North Carolina (2/20/86)
33	Len Bias	at George Mason (11/26/85)
41	Greivis Vasquez	at Virginia Tech (2/27/10)
33	Greivis Vasquez	at NC State (3/1/09)
30	Greivis Vasquez	at Wake Forest (1/12/10)
37	Jahmir Young	at UCLA (12/22/23)
36	Jahmir Young	at Northwestern (1/17/24)
31	Jahmir Young	at Michigan State (2/3/24)

2023-24 BIG STANDINGS

Team	B1G	Pct.	Overall	Pct.	Streak	Last 10
Purdue	16-3	.842	27-3	.900	W4	9-1
Illinois	13-6	.684	22-8	.733	L1	7-3
Nebraska	11-8	.579	21-9	.700	W1	6-4
Northwestern	11-8	.579	20-10	.667	L2	5-5
Wisconsin	11-8	.579	19-11	.633	W1	3-7
Iowa	10-9	.526	18-12	.600	W2	6-4
Michigan State	10-9	.526	18-12	.600	W1	6-4
Minnesota	9-10	.474	18-12	.600	L1	5-5
Indiana	9-10	.474	17-13	.567	W3	5-5
Ohio State	8-11	.421	18-12	.600	W3	5-5
Penn State	8-11	.421	14-16	.467	L2	5-5
Maryland	7-12	.368	15-15	.500	L2	3-7
Rutgers	7-12	.368	15-15	.500	L2	5-5
Michigan	3-16	.158	8-22	.267	L7	1-9

LAST TIME THEY MET - DECEMBER 1, 2023

COLLEGE PARK, MD - The Terps won their first conference game of the season and 16th straight at XFINITY Center in thrilling fashion, edging Big Ten foe Penn State 81-75 in overtime.

Penn State's Ace Baldwin Jr. knocked down a pair of free throws with 4.1 seconds remaining to send the game to overtime. However, Maryland scored the first five points of the overtime period and held the Nittany Lions without any points for the first 3:15.

DeShawn Harris-Smith converted a tough and-one in the paint with 29.5 seconds left to put Maryland ahead 79-75 and seal the victory for the Terps. Maryland held Penn State to 0-of-8 field goals in overtime.

Julian Reese (a career-high tying 24 points, 15 rebounds) had his fifth double-double of the season and fourth in the last five games. Young added 28 points and eight rebounds and was a perfect 12-for-12 at the line. Jamie Kaiser Jr. scored a career-high 10 points, including a pair of triples.

Led by Reese's 15 attempts, the Terps took 39 trips to the free throw line, with 28 coming in the second half and overtime. Maryland finished at a 79.7 percent clip, including making 23-of-28 in the second half and overtime.

The Terps grabbed 23 offensive rebounds as a team, led by six from Reese.

A 7-0 Maryland run, keyed by points from Jahmir Young, cut it to a 20-16 Penn State lead at the under-eight timeout. During the run, the Nittany Lions were held scoreless for 2:43 and coughed the ball up three times.

Jamie Kaiser sank a three from the left wing off a nice skip pass from Julian Reese to knot it at 25-25 with 3:07 left in the half.

Penn State led 30-28 at halftime. Jahmir Young led the way for the Terps with 10 points in the period. Penn State was held without a field goal for the final 2:44.

Maryland led 37-35 at the under-16 as Reese scored a quick two baskets to help pace the Terps.

After Penn State had regained the lead, the Terps went back on top 50-49 with 7:39 remaining as Jamie Kaiser knocked down a pair of free throws.

The two teams continued to trade blows until Penn State's two free throws sent the game to overtime.

DeShawn Harris-Smith's and-one sealed the win for Maryland with 29.5 seconds late.

MARYLAND LEADS 17-14

Date	Location	W/L	Score
12-1-60	H	W	64-47
12-2-61	A	L	65-71
12-1-62	H	L	61-62
12-7-63	A	L	62-91
12-2-64	H	W	72-71
12-1-65	A	L	61-65
12-1-66	H	W	76-53
12-2-67	A	L	71-76
11-30-68	H	W	66-56
12-1-77	N ¹	W	89-80
12-7-78	N ¹	W	69-61
12-3-79	N ¹	W	56-55
11-27-82	N ²	L	79-97
12-6-83	N ¹	W	67-58
3-19-90	A ³	L	78-80
12-1-10	A ⁴	W	62-39
2-4-15	H	W	64-58
2-14-15	A	W	76-63
12-30-15	H	W	70-64
2-7-17	A	L	64-70
1-2-18	H	W	68-63
2-7-18	A	L	74-70
12-1-18	H	W	66-59
2-27-19	A	L	61-78
12-10-19	A	L	69-76
2-5-21	A	L	50-55
3-7-21	H	L	61-66
2-21-22	H	W	67-61
2-11-23	H	W	74-68
3-5-23	A	L	64-65
12-6-23	H	W	81-75 (OT)

1-at Hershey, Pa. (Hershey Park Arena); 2-at Baltimore, Md. (Baltimore Arena); 3-National Invitation Tournament at State College, Pa. (Recreation Building); 4-ACC/Big Ten Challenge at State College, Pa. (Bryce Jordan Center)

SERIES PROFILE

Terps at Home:	11-2
Terps at Cole Field House:	4-1
Terps at XFINITY Center:	7-1
Terps on the Road:	2-11
Terps at Neutral Site:	4-1
Terps since 2014-15:	8-7
Last 10 Games:	4-6
Current Streak:	Maryland won 1
Longest UMD Win Streak:	4 (twice)
Longest PSU Win Streak:	4
Largest Win Margin:	23 (62-39 on 12/1/10)
Largest Loss Margin:	29 (91-62 on 12/7/63)
Most UMD Points Scored:	89 (89-80 on 12/1/77)
Most PSU Points Scored:	97 (97-79 on 11/28/82)

Top Games vs. Indiana (since 2010-11)

Rk	Player	Pos	Date	GS	MP	FG	FGA	FG%	3P	3PA	3P%	FT	FTA	FT%	TRB	AST	STL	BLK	TOV	PTS	
1	Diamond Stone	C	12/30/15	W	0	32	10	15	0.667	0	0	19	25	0.76	12	0	1	2	3	39	
2	Jahmir Young	G	12/6/23	W	1	44	7	19	0.368	2	7	0.286	12	12	1	8	3	1	0	6	28
3	Jahmir Young	G	3/5/23	L	1	35	9	17	0.529	3	6	0.5	5	6	0.833	8	1	1	0	1	26
4	Julian Reese	F	12/6/23	W	1	42	7	11	0.636	0	0	10	15	0.667	15	2	1	0	2	24	
5	Dez Wells	G	2/4/15	W	1	31	8	10	0.8	2	2	1	5	6	0.833	7	0	0	1	5	23
6	Eric Ayala	G	2/5/21	L	1	37	6	11	0.545	2	6	0.333	9	9	1	3	1	1	1	2	23
7	Hakim Hart	G	2/11/23	W	1	38	8	10	0.8	2	4	0.5	5	6	0.833	5	4	2	0	1	23
8	Dez Wells	G	2/14/15	W	1	24	7	10	0.7	1	1	1	7	7	1	6	1	0	0	2	22
9	Melo Trimble	G	2/14/15	W	1	36	4	6	0.667	0	1	0	12	12	1	6	4	1	0	1	20
10	Anthony Cowan	G	1/2/18	W	1	40	5	14	0.357	1	5	0.2	7	9	0.778	4	4	2	0	2	18



Official Basketball Box Score - Final
Penn St. at Maryland
 12/06/23 XFINITY Center, College Park
 2023-24 Men's Basketball

Game Time: 7:00 PM
 Game Duration: 2:35
 Attendance: 15,290

Officials: Jeffrey Anderson, Kelly Pfister, Andy O'Brien

Penn St. - 75

Record: 4-5 (0-1)

NO.	Name	Min	FG	3P	FT	Rebounds		Fouls		TP	AS	TO	ST	Blocks		+/-				
						OR	DR	TOT	PF					FD	BS		BA			
22	Oudus Wahab	F	27:46	3-5	0-0	0-0	1	8	9	5	1	6	0	3	1	3	1	5		
24	Zach Hicks	F	34:15	3-10	3-9	0-0	0	1	1	4	0	9	1	0	2	0	0	-6		
0	Kanye Clary	G	40:37	8-17	2-5	7-7	1	3	4	2	4	25	2	2	1	0	1	6		
1	Ace Baldwin Jr.	G	37:52	3-13	1-5	9-9	0	0	0	4	6	16	5	4	2	0	0	-17		
4	Puff Johnson	G	13:40	0-4	0-2	0-0	1	1	2	1	0	0	0	0	1	0	0	-5		
3	Nick Kern	G	32:40	4-7	0-0	1-2	3	5	8	1	4	9	4	0	0	2	1	-6		
11	Leo O'Boyle	F	18:47	2-4	2-4	1-1	0	0	0	5	2	7	0	0	1	0	0	-6		
14	Demetrius Lilley	F	07:53	1-1	0-0	0-0	2	0	2	5	2	2	0	0	0	0	0	0		
21	RayQuawndis Mitchell	F	10:52	0-1	0-0	1-2	0	3	3	3	2	1	0	0	1	0	0	1		
2	D'Marco Dunn	F	00:40	0-0	0-0	0-0	0	1	1	0	0	0	0	1	0	0	0	-2		
Team							1	0	1			0		2						
Totals						24-62	8-25	19-21	9	22	31	30	21	75	12	12	9	5	3	-6

Shooting By Period		
1 st FG%	12-26	46.2%
3PT%	2-6	33.3%
FT%	4-5	80%
2 nd FG%	12-28	42.9%
3PT%	6-15	40.0%
FT%	11-12	91.7%
OTFG%	0-8	0.0%
3PT%	0-4	0.0%
FT%	4-4	100%
GM FG%	24-62	38.7%
3PT%	8-25	32.0%
FT%	19-21	90.5%

Dead Ball Rebounds: 1, 1

Technical Fouls: Baldwin Jr. 1st5:48

Maryland - 81

Record: 5-4 (1-1)

NO.	Name	Min	FG	3P	FT	Rebounds		Fouls		TP	AS	TO	ST	Blocks		+/-				
						OR	DR	TOT	PF					FD	BS		BA			
10	Julian Reese	F	41:51	7-11	0-0	10-15	6	9	15	2	13	24	2	2	1	0	1	1		
22	Jordan Geronimo	F	36:14	2-8	0-3	0-0	2	2	4	4	0	4	0	1	0	2	1	12		
24	Donta Scott	F	27:23	2-11	0-4	0-1	4	6	10	3	2	4	0	2	0	1	3	-3		
1	Jahmir Young	G	43:52	7-19	2-7	12-12	1	7	8	2	7	28	3	6	1	0	0	12		
5	DeShawn Harris-Smith	G	35:51	2-6	0-1	3-5	4	4	8	4	3	7	4	2	1	0	0	8		
2	Jahari Long	F	10:02	1-4	1-3	1-2	0	0	0	2	1	4	0	1	0	0	0	-2		
12	Jamie Kaiser, Jr.	F	27:23	2-8	2-7	4-4	2	1	3	5	3	10	0	1	4	0	0	9		
11	Noah Batchelor	F	01:55	0-0	0-0	0-0	0	0	0	0	0	0	0	0	0	0	0	-5		
35	Caelum Swanton-Rodger	F	00:29	0-0	0-0	0-0	0	0	0	0	0	0	0	0	0	0	0	-2		
Team							4	1	5			0		1						
Totals						23-67	5-25	30-39	23	30	53	22	29	81	9	16	7	3	5	6

Shooting By Period		
1 st FG%	9-32	28.1%
3PT%	3-14	21.4%
FT%	7-11	63.6%
2 nd FG%	11-27	40.7%
3PT%	2-8	25.0%
FT%	19-22	86.4%
OTFG%	3-8	37.5%
3PT%	0-3	0.0%
FT%	4-6	66.7%
GM FG%	23-67	34.3%
3PT%	5-25	20.0%
FT%	30-39	76.9%

Dead Ball Rebounds: 7, 0

Technical Fouls: Long 1st5:48

	PSU	UMD
Biggest lead	11 (1 st 10:15)	6 (1 st OT 0:10)
Best Scoring Run	9 (2 nd 12:11)	8 (2 nd 6:52)
Lead Changes	17	
Times Tied	12	
Time with Lead	29:17	11:42

Points from	PSU	UMD
Turnovers	16	10
Paint	26	28
Second Chance	8	18
Fast Breaks	9	5
Bench	19	14

Period by Period Scoring				
	1st	2nd	OT1	TOT
PSU	30	41	4	75
UMD	28	43	10	81

SCOTT CONTINUES RECORD BOOK CLIMB

- ▶ Donta Scott became the 59th player in program history to reach 1,000 points last season. Through 30 games this year, he has 1,662 points and 849 rebounds becoming the 5th Terp all-time to post 1,500 points and 800 rebounds.
- ▶ Scott joins Lonny Baxter (1,858 & 998), Tom McMillen (1,807 & 859), Keith Booth (1,776 & 916) and Terence Morris (1,733 & 925) in this elite group of Terps.
- ▶ Scott is now 14th all-time in scoring and needs 43 points to move past Walt Williams (1704, 1988-92) for 14th. He needs 11 more boards to pass Tom McMillen (859, 1971-74) for No. 8 all-time.
- ▶ Additionally, thanks to his fifth season, Scott has set the games played (158), games started (142), and minutes played (4,671) records surpassing Juan Dixon/Jake Layman (141), Steve Blake (136), and Greivis Vasquez (4568), respectively.

CAREER SCORING LEADERS

10.	1776	Keith Booth (126 games)	1993-97
11.	1743	Johnny Rhodes (122 games)	1992-96
12.	1733	Terence Morris (136 games)	1997-01
13.	1704	Walt Williams (105 games)	1988-92
14.	1662	Donta Scott (159 games)	2019-pr.

CAREER REBOUNDING LEADERS

4.	928	Buck Williams (85 games)	1978-81
5.	925	Terence Morris (136 games)	1997-01
6.	916	Keith Booth (126 games)	1993-97
7.	895	Larry Gibson (101 games)	1975-79
8.	859	Tom McMillen (88 games)	1971-74
9.	849	Donta Scott (159 games)	2019-pr.

SCOTT JOINS 1,500 PT / 800 REB CLUB

- ▶ Donta Scott became the fifth Terp to post 1,500 points and 800 rebounds for their career. He hit the 800-rebound mark with his first board early in the win over Nebraska.

Player	Games	Points	Rebounds	Years
Lonny Baxter	138	1,858	998	1998-02
Tom McMillen	88	1,807	859	1971-74
Keith Booth	126	1,776	916	1993-97
Terence Morris	136	1,733	925	1997-01
Donta Scott	159	1,662	849	2019-pr.

DONTA SCOTT A TRUE FIFTH-YEAR PLAYER

- ▶ Donta Scott is one of 122 active true fifth-year players who have stayed at one school for their entire careers. In the Big Ten, Scott joins Michigan State's Malik Hall, Northwestern's Boo Buie, and Wisconsin's Tyler Wahl as players who have seen action in all five years at one institution.
- ▶ Scott's 159 games played are the fifth most among these players that comprise approximately 2% of all NCAA active players.

Armando Bacot	North Carolina	162
Shiloh Robinson	Liberty	161
Kyle Rode	Liberty	161
Michael Moreno	Eastern Kentucky	161
Donta Scott	Maryland	159
Josh Kunen	San Francisco	157
Max Rice	Boise State	157
Tyler Wahl	Wisconsin	155

SCOTT, YOUNG PART OF UNIQUE GROUP

- ▶ Donta Scott and Jahmir Young make up a group of 48 active players nationally who have surpassed 1,500 points and 500 rebounds for their career. Maryland is one of five schools to have two-or-more players who are part of that group.

Player	GM	Pts	Reb
Marcus Domask, Illinois	136	2,100	711
Terrence Shannon Jr., Illinois	138	1,965	546
Quincy Guerrier, Illinois	161	1,588	952
Jahmir Young, Maryland	149	2,581	759
Donta Scott, Maryland	159	1,662	849
Baylor Scheierman, Creighton	157	2,141	1,207
Ryan Kalkbrenner, Creighton	129	1,682	797
Jameer Nelson Jr., TCU	132	1,787	537
Emanuel Miller, TCU	143	1,694	927
Jaylen Forbes, Tulane	141	1,910	600
Kevin Cross, Tulane	141	1,705	824

SCOTT, YOUNG EXTEND SCORING STREAKS

- ▶ Donta Scott extended his scoring streak to **129 consecutive games** in the loss to Indiana. The fifth-year senior was last held without a point on March 3, 2020 at Rutgers.
- ▶ Scott has been so consistent for the Terps throughout his career, he has only been held scoreless once in 159 games played. In over half of his games played (83), Scott has reached double-figures.
- ▶ Young leads the Terps having scored in all **149 career games played**. Only six times has he been held under 5 points in that stretch. Overall, Young has 134 double-figure scoring games with 58 20-point efforts.
- ▶ *Young's 58 20-point games are the most among all active Big Ten players and 2nd most among active NCAA Players (Max Abmas, Texas, 75).*

MARYLAND ONE OF THE TOP PRODUCERS OF 1,000 POINT SCORERS

- ▶ With Donta Scott reaching the 1,000 point mark for his career last season and Jahmir Young doing so this year, Maryland's 60 all-time 1,000 point scorers is tied for 9th-most among all schools.
- ▶ Young (2,581 pts) hit the mark at his previous institutions, Charlotte, before becoming the third-fastest Terp to hit 1,000 points at Maryland.
- ▶ Young scored 553 points last season for the Terps and has 607 this year. That makes him the 13th player all-time to have multiple 500-point seasons at Maryland.
- ▶ Julian Reese could become the 61st 1,000-point scorer for Maryland this year, but needs 12 more points.

Most 1,000-Point Scorers by School

School	No.
North Carolina	81
Louisville	69
Duke	68
Notre Dame	67
Villanova	67
Kansas	66
Syracuse	65
Kentucky	61
Maryland	60
Ohio State	60
UCLA	60

Overall	15-15
In B1G Games	7-12
In Non-conference Games	8-3
At Home	11-6
Away	4-7
Neutral Sites	0-2
Day Games	2-3
Night Games	11-12
vs. Top 5 opponents	0-1
vs. Top 10 opponents	1-0
vs. Top 25 opponents	0-2
vs. unranked opponents	14-12
Leading at halftime	10-4
Trailing at halftime	5-11
Tied at halftime	0-0
Overtime	1-1
Shooting .500 or better	2-1
Shooting .451 to .499	6-2
Shooting .400 to .450	5-2
Shooting below .400	2-10
Opponent shooting .500 or better	0-1
Opponent shooting .451 to .499	1-4
Opponent shooting .400 to .450	3-9
Opponent shooting below .400	11-1
Higher FG% than opponent	13-2
Lower FG% than opponent	2-12
More 3-point FGs	10-6
Fewer 3-point FGs	4-7
Making more free throws	12-6
Making fewer free throws	3-9
Outrebounding opponent	11-7
Outrebounded by opponent	3-8
More turnovers than opponent	6-5
Fewer turnovers than opponent	7-9
Scoring more bench points	6-3
Scoring fewer bench points	9-11
Games decided by 3 or fewer	1-6
Games decided by 4 to 8	3-6
Games decided by 9 to 12	3-2
Games decided by 13 to 19	3-2
Games decided by 20 or more	5-0
Player scores 30+ points	1-2
Player scores 20+ points	10-9
Terps score under 60 points	0-6
Terps score 60-69 points	6-5
Terps score 70-79 points	5-3
Terps score 80-89 points	1-1
Terps score 90-99 points	1-0
Terps score 80+ points	2-1
Terps score 90+ points	2-0
Terps score 100+ points	2-0
Opp. player scores 30+ points	0-0
Opp. player scores 20+ points	4-7
Opponents score under 60 points	6-2
Opponents score 60-69 points	7-8
Opponents score 70-79 points	2-3
Opponents score 80-89 points	0-2
Opponents score 90-99 points	0-0
Opponents score over 100 points	0-0

JUJU BEAST

- ▶ After a breakout sophomore campaign that saw Julian Reese become one of the top big men in the Big Ten, the Baltimore native entered 2023-24 with high praise. Reese joined Jahmir Young on the Preseason All-Big Ten Team and was named to the Karl Malone Power Forward of the Year Award Watch List.
- ▶ Reese finished 2022-23 tied for second on the team in scoring at 11.4 points and led the Terps in rebounds (7.2).
- ▶ In two NCAA Tournament games last year, Reese averaged 15.5 points against West Virginia and No. 1 Alabama.
- ▶ His 63.2 field goal percentage last season stands as the third-best mark in Maryland program history for a single season.

DOUBLE THE FUN FOR JUJU

- ▶ Julian Reese's 15 double doubles this season are the ninth most nationally and are 2nd in the Big Ten.
- ▶ Reese has 22 total including his career-best 15 this season. As a sophomore in 2022-23, he had seven.
- ▶ Dating back to 2010-11, Reese has the fourth-most double doubles for any Terp.

Maryland Career Double-Doubles (since 2010-11)

Rk	Player	Pos	Total
1	Jalen Smith	F	26
2	Bruno Fernando	F	25
	Jordan Williams	F	25
4	Julian Reese	F	22
5	Jake Layman	F	7
	Alex Len	C	7
	Donta Scott	F	7
8	Aaron Wiggins	G	6

REESE'S PIECES

- ▶ *Julian Reese is the only D-I player averaging 10.0+ points, 9.7+ rebounds, 1.90+ blocks and 1.00+ steals this season. In the last 25 years, the only other Big Ten player to put up these numbers was Michigan State's Xavier Tillman in 2019-20.*
- ▶ In the Big Ten, only Purdue's Zach Edey has 400+ points, 275+ rebounds, and 50+ blocks. Reese is one of eight players nationally (and the only B1G player) to have over 400 pts/275 reb as well as 25+ steals.
- ▶ Reese ranks 25th nationally in total rebounds (292) and is now No. 18 for a single season at Maryland having passed Bob McDonald (1960-61, 279).
- ▶ The junior is averaging a career-best 13.9 points and 9.7 rebounds this season. His 31 steals and 56 blocks this season are both career-best totals as well.

RARE DOUBLE-DOUBLE SEASON

- ▶ Julian Reese is looking to become just the fifth Terp since 1992-93 to average a double-double for a season. Overall, in that span, it has happened six times with Joe Smith doing so during both the 1993-94 and 1994-95 seasons.

Rk	Player	Year	Reb	Avg	Pts	Avg
1	Jalen Smith	2019-20	326	10.5	479	15.5
2	Bruno Fernando	2018-19	362	10.6	462	13.6
3	Jordan Williams	2010-11	388	11.8	557	16.9
4	Joe Smith	1994-95	362	10.6	708	20.8
5	Joe Smith	1993-94	321	10.7	582	19.4

FRESHMAN CLASS BEST SINCE 2018

- ▶ Maryland's freshman class of DeShawn Harris-Smith, Jamie Kaiser, Jr., and Jahnathan Lamothe ranked as the No. 15 recruiting class in the country during the offseason. They were later joined in the spring by the addition of 7-foot center Braden Pierce who played at IMG Academy last year.
- ▶ Harris-Smith, widely regarded as one of the top-10 freshmen in the country this year, collected a number of individual honors after a standout year at Paul VI High School – Virginia Gatorade Player of the Year, Naismith High School All-American, WCAC Player of the Year, All-MET Player of the Year.
- ▶ Harris-Smith, Kaiser, and Lamothe make up one of the best DMV trios to sign with Maryland since 2002 when Travis Garrison, John Gilchrist, and Chris McCray joined the Terps. It's the most DMV players to sign with Maryland in 15 years.
- ▶ As a group, they represent the highest ranked class for Maryland since 2018 when the Terps ranked 7th overall.

ROOKIES MAKING THEIR MARK

- ▶ Maryland is one of 11 major conference schools that has multiple true freshmen averaging 18.0+ MPG (among qualifiers – minimum 75% of team games played). The only other Big Ten school that can say the same is Indiana.

Major Conf., Most True Freshmen with 18.0+ Min/Gm

Kentucky	4
Notre Dame	3
Baylor	2
Duke	2
Georgia	2
Georgia Tech	2
Indiana	2
Maryland	2
Oklahoma State	2
Oregon	2
Pittsburgh	2

HARRIS-SMITH ROOKIE COMPARISONS

- ▶ DeShawn Harris-Smith has played in every game for Maryland this year and has been the program's top rookie scorer since the trio of Jalen Smith (11.7 ppg), Eric Ayala (8.6), and Aaron Wiggins (8.3) in 2018-19.
- ▶ Against Iowa, Harris-Smith became the second Maryland freshman in the last 15 years to record 15+ points and 5+ rebounds off the bench while shooting 70.0 percent or better from the field (Diamond Stone vs. Marshall in 2015-16).
- ▶ Harris-Smith has played at least 20 minutes in all 29 games, tied for the second-longest streak by a Division I freshman this season (Drake's Kevin Overton – 31).
- ▶ Harris-Smith's 7.1 points/game is better than several notable Terps in their rookie seasons (back to 1992-93):

Player	Fr. Year	GP	Pts	Avg.
Greivis Vasquez	2006-07	34	334	9.82
Kevin Huerter	2016-17	33	307	9.30
Juan Dixon	1998-99	34	250	7.35
D. Harris-Smith	2023-24	30	212	7.10
Steve Blake	1999-00	35	244	6.97
Lonny Baxter	1998-99	32	217	6.78
James Gist	2004-05	31	191	6.16
Nik Caner-Medley	2002-03	31	183	5.90
Jake Layman	2012-13	38	208	5.47
Drew Nicholas	1999-00	35	177	5.06
John Gilchrist	2002-03	31	142	4.58

TOP TERPS +/- FOR 2023-24

##	PLAYER	PF	PA	+/-
10	REESE, JULIAN	1671	1514	157
22	GERONIMO, JORDAN	1167	1015	152
01	YOUNG, JAHMIR	1780	1651	129
05	HARRIS-SMITH, D	1505	1379	126
24	SCOTT, DONTA	1596	1476	120
12	KAISER, JR, JAMIE	947	893	54
02	LONG, JAHARI	859	847	12

2023-24 TEAM RANKINGS

Category	UMD	Nat / B1G
Points Per Game	69.6	284 / 13
Scoring Defense	65.0	18 / 1
Assists Per Game	10.7	328 / 14
Assist/TO Ratio	0.92	297 / 14
Blocks Per Game	4.6	41 / 2
Steals Per Game	6.5	176 / 6
Turnovers Per Game	11.6	160 / 11
FG Percentage	41.4	316 / 13
3FG Percentage	28.5	340 / 14
FT Percentage	72.1	167 / 8
Rebound Margin	1.9	133 / 6

SCOTT IN THE RECORD BOOK

CAREER POINTS

14.	1,662	Donta Scott (159 games)	2019-pr.
-----	-------	-------------------------	----------

CAREER REBOUNDS

9.	849	Donta Scott (159 games)	2019-24
----	-----	-------------------------	---------

CAREER FIELD GOALS MADE

13.	594	Donta Scott (159 games)	2019-24
-----	-----	-------------------------	---------

CAREER FIELD GOALS ATTEMPTED

7.	1,393	Donta Scott (159 games)	2019-24
----	-------	-------------------------	---------

CAREER 3-POINT FIELD GOALS MADE

4.	208	Donta Scott (159 games)	2019-24
----	-----	-------------------------	---------

CAREER 3-POINT FIELD GOALS ATTEMPTED

3.	619	Donta Scott (159 games)	2019-24
----	-----	-------------------------	---------

CAREER 3-POINT FIELD GOAL PERCENTAGE

25.	.336	Donta Scott (208-619)	2019-24
-----	------	-----------------------	---------

CAREER BLOCKED SHOTS

21.	95	Donta Scott	2019-24
-----	----	-------------	---------

CAREER GAMES PLAYED

1.	159	Donta Scott	2019-24
----	-----	-------------	---------

CAREER GAMES STARTED

1.	143	Donta Scott	2019-24
----	-----	-------------	---------

CAREER MINUTES PLAYED

1.	4700	Donta Scott	2019-24
2.	4568	Greivis Vasquez	2006-10
3.	4395	Anthony Cowan	2016-20

DEFENSE ONE OF THE BEST IN THE NATION

- ▶ The Terps are the top defensive unit in the Big Ten this season allowing just 65.0 points per game which ranks 18th nationally.
- ▶ Maryland ranks 7th-best nationally for defensive efficiency according to KenPom.com. The Terps also rank 18th in effective field goal percentage on defense.
- ▶ Maryland ranks second in the league for blocked shots (4.6 per game) which is 41st nationally and ranks sixth in the Big Ten for steals per game (6.5). The Terps also rank third for turnovers forced per game (12.7).
- ▶ Maryland has held an opponent under 70 points in 24 games, including 16 of the last 21, this season with six under 60 with a season-low 46 scored by Rutgers.
- ▶ With 56 total blocks, Julian Reese ranks 40th nationally and is fourth in the Big Ten behind Rutgers' Cliff Omoruyi (90), Ohio State's Felix Okpara (66), and Purdue's Zach Edey (65).

ELITE DEFENSE VS. BIG TOP 5

- ▶ At the midway point of the league schedule, Maryland was outstanding defensively. The Terps held each of the top five scoring teams to an average of 21.4 points below their average for the season.
- ▶ Each noted scoring average was their season total at the time of playing Maryland.
- ▶ The Terps held Purdue, Michigan, and Nebraska to their fewest points in a game this season, while Iowa and Illinois scored their second fewest this year.

Team	Scoring Avg.	Pts vs. UMD	Difference
#1 Purdue	86.8	67	-19.8
Iowa	86.1	67	-19.1
#10 Illinois	82.7	67	-15.7
Michigan	81.7	57	-24.7
Nebraska	78.6	51	-27.6
Average	83.2	61.8	-21.4

DEFENSE IS THE STANDARD

- ▶ Maryland leads the Big Ten in scoring defense this season allowing 65.0 points per game. **The Terps haven't led their conference in the category since doing so in the ACC in 1973-74.**
- ▶ Maryland allowed just 63.5 points per game in Kevin Willard's first year, putting together one of its best defensive seasons since 2014-15.
- ▶ The last season giving up fewer than 63 points was 1981-82 (58.8) - a year before the ACC used the three-point line and three before the shot clock (1985-86).

Maryland's Best Defenses Since 1960

Year	Opponent PPG
2014-15:	63.4
2022-23:	63.5
2012-13:	64.0
2023-24	65.0
1984-85:	65.0
1981-82:	58.8
1966-67:	65.1

SINGLE-SEASON DEFENSE WATCH

- ▶ The Terps have already produced some of the top single-season defensive numbers in program history.
- ▶ The 2023-24 squad ranks among the program's top 25 single seasons in five different categories.
- ▶ **In terms of scoring defense, Maryland is looking to post back-to-back years allowing 64-or-fewer points per game for the first time since 1953-54 (55.7) and 1954-55 (61.9).**

Category	Total	Rank	Best
Scoring Defense	65.0	19th	50.7 (1951-52)
3FG% Defense	.317	4th	.302 (2006-07)
Blocked Shots/Game	4.6	23rd	6.9 (2006.07)
Steals/Game	6.4	26th	12.7 (1998-99)

OVERCOMING DOUBLE FIGURE DEFICITS TO WIN

- ▶ For the first time dating back to 2008-09, Maryland picked up back-to-back wins after trailing by double figures. The Terps trailed at Iowa by 10 late in the first half and against Nebraska early in the first half. Maryland rallied back for a 69-67 win against the Hawkeyes thanks to 17 second half points by Jahmir Young including the game-winner with 1.5 seconds to go. The Cornhuskers jumped out to a 12-2 lead five minutes into the game thanks to a barrage of three pointers.
- ▶ Maryland also overcame 11 points twice (Penn State and at home against Iowa) and 12 points against Michigan.

Opponent (Date)	Deficit	Time	Result
Penn State (12/6)	11	1st, 10:15	W, 81-75 (ot)
Michigan (1/11)	12	Halftime	W, 64-57
at Iowa (1/24)	10	1st, 6:20	W, 69-67
Nebraska (1/27)	10	1st, 15:30	W, 73-51
Iowa (2/14)	11	1st, 4:45	W, 78-66

A POINT HERE, A POINT THERE

- ▶ Maryland has 13 games decided by six points or fewer (3-10) this year including seven one possession games (1-6).
- ▶ Maryland leads the Big Ten and ranks 9th nationally in one possession games this year.
- ▶ The seven one possession games are tied as the sixth most for a season dating back to 1980-81 and the most since 2012-13 (8). The Terps had 15 such games in 1984-85.

Most Big Ten Games Decided By 3-or-Fewer

Rank	Team	Gms (Rec)
1.	Maryland*	7 (1-6)
2.	Michigan State	5 (1-4)
	Minnesota	5 (3-2)
	Ohio State	5 (2-3)

* Tied 9th in NCAA Division I

Most Big Ten Games Decided By 6-or-Fewer

Rank	Team	Gms (Rec)
1.	Maryland	13 (3-10)
2.	Northwestern	11 (8-3)
3.	Ohio State	10 (6-4)
4.	Three tied (Indiana, Michigan, Penn St.)	8

PICKING UP ROAD W'S

- ▶ With a 4-7 record in true road games this year, the Terps have their most road wins since the 2020-21 season. The last time Maryland had a .500 or better road record was during the 2018-19 season (6-5).
- ▶ Maryland's best road record in recent years was 8-2 in 2016-17. In the last 10 seasons, including 2023-24, the Terps have been .500 or better in true road games in three seasons (2018-19, 2016-17, 2014-15).
- ▶ How hard is winning on the road? In Maryland's 105 years fielding an intercollegiate basketball team, it has only posted a winning record in true road games 33 times.
- ▶ **This year in the Big Ten, Maryland is tied with Illinois for the 2nd-most road wins behind Purdue (5).**

HOME VS. ROAD COMPARISON

- ▶ Maryland holds a 10.3 point per game scoring advantage in home games this season compared to a 1.4 deficit on the road. Additionally, the Terps average just under four more made free throws at home and hold just over a +6 advantage at the charity stripe in makes.
- ▶ Jahmir Young bucks the trend of better stats at home with over four more points on the road vs. at home.

2023-24 Home vs. Road Stats

Stat	Home	Road
Overall Record	11-6	4-9
Big Ten Record	4-6	3-6
UMD Points Per Game	74.4	63.6
Opp. Points Per Game	65.1	65.0
Scoring Margin	+9.3	-1.4
UMD Free Throws Made	18.3	15.2
Opp. Free Throws	12.8	16.3
PPG - Young/Reese/Scott	19.6/15.1/11.5	23.7/12.6/11.7

19-GAME HOME WIN STREAK ENDED

- ▶ Dating back to last season, Maryland held a 19-game overall home win streak prior to the loss to No. 1 Purdue this year. It was the second longest such streak in program history.
- ▶ Home has been especially advantageous for the Terps this year as they have a +14.6 scoring difference compared to road/neutral games. Maryland is averaging 76.2 points at home and 61.6 points on the road.
- ▶ The program record for an overall home win streak is 27 from Dec. 6, 2015-Feb. 13, 2016.

FUN NOTE ... FOUR SCORE AND THE WIN

- ▶ No matter how you view it, good or bad, winning with just four players scoring is a pretty rare feat in basketball. In the win over South Alabama, it was the first time going back through box score data through 1996-97 that it has happened for Maryland.

- ▶ **Maryland Wins With 4 or Fewer Players Scoring, Since 1996-97**
11/25/23 vs. So. Alabama Scott (19), Reese (19), Young (16), Geronimo (14)
- ▶ **Big Ten Wins With 4 or Fewer Players Scoring, Since 1996-97**
11/25/23 MD 68, USA 55 Scott (19), Reese (19), Young (16), Geronimo (14)
2/20/16 OSU 65, NEB 62 Lyle (19), Bates-Diop (16), Tate (15), Loving (15)
3/5/98 MINN 64, NW 56 Lewis (25), Jacobson (23), Harris (11), Clark (5)

BIG HOME COOKIN'

- ▶ Maryland won a program-record 14 consecutive Big Ten conference games at XFINITY, including all 10 games in 2022-23 and the final three of 2021-22. The Terps previous record of nine consecutive home Big Ten wins was in 2014-15. The Terps were 16-1 at home overall last season with the lone loss coming to UCLA.
- ▶ Maryland's 14-game home conference win streak was its longest since winning 16 consecutive ACC games from the 2000-01 through 2002-03 seasons.
- ▶ Maryland's 10-0 home conference game record last year marked just the second time for that to occur in Big Ten history - Purdue was 10-0 during the 2018-19 season.
- ▶ Maryland's 16-1 home record in 2022-23 was the best since 2019-20 and the eighth time overall to win 16-or-more at home. In both 2012-13 and 2014-15, the Terps won 18 games at home going 18-3 and 18-1, respectively.
- ▶ During Kevin Willard's tenure as head coach, the Terps are 27-6 overall at home with losses to #16 UCLA and #1 Purdue. That stretch includes five top 25 wins highlighted by the 2022-23 victory over No. 3 Purdue.

Season	Overall Record	Pct.	Home Record	Pct.
2014-15	28-7	.800	18-1	.947
2015-16	27-9	.750	16-1	.941
2016-17	24-9	.727	13-5	.722
2017-18	19-13	.594	15-3	.833
2018-19	23-11	.676	15-3	.833
2019-20	24-7	.774	16-1	.941
2020-21	17-14	.548	11-6	.647
2021-22	15-17	.469	10-8	.556
2022-23	22-13	.629	16-1	.941
2023-24	15-15	.500	11-6	.647

UNDEFEATED HOME CONFERENCE SEASONS

- ▶ Maryland went undefeated at home in conference play last season for the first time since 2014-15 (its first Big Ten season) and for the eighth time overall. On top of that, the Terps went 10-0 in home conference games for the first time ever.

2022-23	10-0 Big Ten
2014-15	9-0 Big Ten
2009-10	8-0 ACC
2001-02	8-0 ACC
1994-95	8-0 ACC
1979-80	7-0 ACC
1974-75	5-0 ACC
1972-73	6-0 ACC

20 WINS!

- ▶ Maryland won 20 games in a season for the 31st time in program history last year.
- ▶ The last time Maryland won 20 games was in the 2019-20, when the Terps went 24-7.
- ▶ This was the 6th time Maryland had won 20-plus games since joining the Big Ten: 2014-15 (28-7), 2015-16 (27-9), 2016-17 (24-9), 2018-19 (23-11) and 2019-20 (24-7).
- ▶ Maryland won a school record 32 games in the 2001-02 national championship season.

FATHER/SON COACHING DUOS

- ▶ Kevin Willard is one of 12 current head coaches who also had fathers who were also Division I head coaches.

Son	Wins	Father	Wins
Brian Barone, SIUE	64	Tony Barone, Sr.	178
Tony Bennett, Virginia	431	Dick Bennett	316
Jeff Capel III, Pitt	270	Jeff Capel II	138
Bryce Drew, Grand Canyon	254	Homer Drew	370
Scott Drew, Baylor	464	Homer Drew	370
Brian Dutcher, San Diego St.	173	Jim Dutcher	190
Kevin Kruger, UNLV	56	Lon Kruger	674
Dan Monson, Long Beach St.	442	Don Monson	216
Eric Musselman, Arkansas	220	Bill Musselman	104
Ryan Odom, VCU	168	Dave Odom	405
Richard Pitino, New Mexico	216	Rick Pitino	852
Kevin Willard, Maryland	307	Ralph Willard	336

WILLARD HITS 300 CAREER WINS

- ▶ This season, Willard captured his 300th career win thanks to a 69-60 road victory at UCLA. That makes him the fifth active coach in the Big Ten to hit that mark. Rutgers' Steve Pikiell did so last year in his 18th overall season meaning Willard did so a year faster.
- ▶ Willard also joins his father, Ralph Willard, who won 336 games between his time at Western Kentucky, Pittsburgh, and Holy Cross.

▶ Active Big Ten Coaches With 300 Career Wins

Coach	Wins	Years
Tom Izzo	705	29th
Fran McCaffery	530	28th
Matt Painter	465	20th
Steve Pikiell	324	19th
Kevin Willard	307	17th

WILLARD AMONG NATION'S BEST FOR QUAD 1 WINS

- ▶ Head coach Kevin Willard ranks among the top active coaches for Quad 1 wins since 2018-19. Among Big Ten coaches, he ranks 5th overall. He has five since taking over at Maryland with three in 2022-23 and two so far in 2023-24. This season, Maryland has Quad 1 wins at No. 10 Illinois and at Iowa.

HEAD COACH	QUAD 1 WINS
Bill Self	69
Scott Drew	57
Matt Painter	49
John Calipari	45
Greg Gard	45
Tom Izzo	45
Mark Few	44
Rick Barnes	43
Shaka Smart	41
Tony Bennett	40
Greg McDermott	38
Nate Oats	38
Brad Underwood	35
Kelvin Sampson	34
Dan Hurley	33
Kevin Willard	32
Fran McCaffery	32
Bruce Pearl	32
Chris Beard	32
Mick Cronin	31

FIRST FIRST-YEAR TERP COACH TO HIT 20 WINS

- ▶ Kevin Willard's first season at Maryland had many notable firsts - The first coach to start 8-0 in his first season; The first coach to be nationally ranked in his first season; The first coach in Big Ten history to win first seven games by at least 15 points. Added to that is the first coach in Maryland history to reach 20 wins in their inaugural season as well.

H. Burton Shipley	1923-24	5-7
Flucie Stewart	1947-48	11-14
Bud Millikan	1950-51	16-11
Frank Fellows	1967-68	8-16
Lefty Driesell	1969-70	13-13
Bob Wade	1986-87	9-17
Gary Williams	1989-90	19-14
Mark Turgeon	2011-12	17-15
Kevin Willard	2022-23	22-13

COACHES AT NEW PROGRAMS IN 2022-23

- ▶ Kevin Willard produced one of the top seasons last year among head coaches at new programs.

Coach	School	Overall	Conf.
Jon Scheyer	Duke	27-9	14-6
Sean Miller	Xavier	27-10	15-5
Jerome Tang	Kansas State	26-10	11-7
Dennis Gates	Missouri	25-10	11-7
Kevin Willard	Maryland	22-13	11-9
Chris Jans	Mississippi State	21-13	8-10
Shaheen Holloway	Seton Hall	17-16	10-10
Kyle Neptune	Villanova	17-17	10-10
Mike White	Georgia	16-16	6-12
Todd Golden	Florida	16-17	9-9
Thad Matta	Butler	14-18	6-14

WILLARD ICE CREAM FLAVOR MAKES DEBUT

- ▶ Head coach Kevin Willard became the newest Maryland coach to receive an ice cream flavor from the UMD Dairy. The name for the ice cream, as selected in an online fan vote, will be Willard's Full Court Press.
- ▶ Coach Willard's ice cream is made up of blackberry, peanut butter cups, banana and vanilla. The flavor will officially be available on Nov. 6 before the home opener against Mount Saint Mary's.
- ▶ Select Maryland head coaches enjoy the unique perk of having their own custom ice cream flavor created in their honor. While not every coach has one, there is no hard-and-fast rule on who gets one, success of the program does play a role.
- ▶ Current head coaches who have their own flavor include Mike Locksley (Pop, #LockedIn, Drop It), women's basketball head coach Brenda Frese (Brenda's Peanut butter Frese), women's lacrosse head coach Cathy Reese (Cathy Reese's Victory Swirl), men's soccer head coach Sasho Cirovski (Sasho's Crew Crunch), and field hockey head coach Missy Meharg (Terpresso).
- ▶ The ice creams are created by University Dining Services' Executive Pastry Chef Jeff Russo for the Maryland Dairy. Housed in the student union, the Dairy uses milk from local cows along with the specialized ingredients for each head coach. The first coach-inspired variation actually began in 2004 with Ralph Friedgen (vanilla, fudge, brownies, chocolate-covered cashews).

ALL AROUND HOOPS SUCCESS

- ▶ Maryland was one of 26 schools last year to have teams in both the men's and women's NCAA Tournament.
- ▶ Only 12 schools had men's and women's teams that were among the Top 8 seeds in both NCAA Tournaments (Arizona, Baylor, Connecticut, Creighton, Duke, Indiana, Iowa, Iowa State, Maryland, Tennessee, Texas, UCLA).
- ▶ Maryland is one of five schools in history to win men's and women's NCAA Championships, along with Baylor, Connecticut, North Carolina and Stanford.
- ▶ Maryland and Stanford are the only schools to win the national championship in men's basketball, women's basketball and football.

HONORS STACKING UP FOR YOUNG

- ▶ After a standout season in 2022-23, Jahmir Young, one of the top point guards in the country, has racked up the preseason accolades. He has been named to the Wooden Award Preseason Top 50 and is a member of the Bob Cousy Award Watch List as well. Young was also a unanimous selection to the Preseason All-Big Ten Team, the first unanimous pick for Maryland since Cowan in 2019.
- ▶ Additionally, Young picked up Preseason All-America honors from Blue Ribbon and Lindy's, while The Field of 68 had him on the All-Big Ten Preseason Team and ranked him as the No. 35 of 100 top players nationally entering 2023-24.
- ▶ Last season, Young was a second team All-Big Ten selection, was named to the USBWA All-District Team, and selected to the NABC All-District Second Team. Additionally, he was chosen as the Pigskin Club of Washington Collegiate Player of the Year.

YOUNG, REESE EARN PRESEASON BIG HONORS

- ▶ Jahmir Young and Julian Reese were named to the All-Big Ten Preseason Team ahead of the 2023-24 campaign. This marked the first time that Maryland has had a pair of players on the preseason team since 2019-20 when Anthony Cowan Jr. and Jalen Smith were selected to the preseason squad.
- ▶ Young was a unanimous selection after last season where the fifth-year player earned All-B1G Second Team honors by the media and the coaches. Young was the first unanimous selection to the All-Big Ten preseason team for the Terps since Anthony Cowan Jr. in 2019. Reese also features on the All-Big Ten preseason list following a sophomore campaign that saw the Baltimore native earn honorable mention All-Big Ten honors after the 2022-23 season.
- ▶ The duo's selection also marked the third time since 2015-16 that a pair of Terps were named to the All-Preseason Team. For this year's All-B1G Preseason Team, only Maryland and Michigan State had two players represented.

COACHING STAFF UPDATES

- ▶ Maryland was one of two schools (Alabama) last season to have three coaching staff members move on to become head coaches. Tony Skinn was named the head coach at his alma mater George Mason, while Grant Billmeier was chosen to lead NJIT. Director of Player Development Tevon Saddler was also tabbed to lead his alma mater, Nicholls State.
- ▶ Returning assistant coach David Cox was promoted to associate head coach, while veteran staff member Greg Manning, Jr., was promoted to assistant coach after serving as the director of operations.
- ▶ Longtime DeMatha High School head coach Mike Jones, who had spent two seasons as an associate head coach at Virginia Tech, was brought back home as an assistant coach.
- ▶ Charlie Butler was elevated to Director of Operations, while Ricky Harris, one of the top all-time players in University of Massachusetts history, was tabbed the Director of Player Development.

IMPACT TRANSFERS FOR 2023-24

- ▶ The Terps added a trio of transfers in the off-season led by veteran Jordan Geronimo who played three seasons at Indiana. Mady Traore and Chance Stephens, both highly talented underclassmen, are both high-potential transfers who add depth to the roster for multiple years.
- ▶ Geronimo, who has a 7-foot wingspan, played 82 games for the Hoosiers where he averaged 4.2 points and 2.7 rebounds. His mother, Dawn Royster Geronimo, was a standout at North Carolina where she was an All-America honorable mention as a senior in 1987. She was the 1985 ACC Tournament MVP.
- ▶ Traore is an athletic 6-foot-11 wing who can play above the rim both in transition and defensively. The native of Paris, France was a highly-recruited three-star recruit despite a relatively late start with the game.
- ▶ Stephens played in 28 games with four starts for Loyola Marymount (CA) last season averaging 6.0 points in 17.1 minutes as a true freshman. He hit 49 three-pointers (out of 52 total made field goals) at a clip of 37.4 percent from beyond the arc. His 49 treys were third-most on the team. In LMU's win over Wake Forest in the Jamaica Classic Championship game, Stephens was 7-of-10 from deep for a career high 23 points earning MVP honors.

FRATERNITY OF GREATNESS

- ▶ One of Willard's early initiatives at Maryland has been to reconnect and embrace the tradition of excellence. As part of that alumni outreach, he has dubbed those in the Terp family as the "Fraternity of Greatness".
- ▶ Within the team hallway, alumni now have a wall-outline of the state to sign with the message "A Lasting Legacy". Additionally, custom-made shirts are provided to alumni and current team-members only with the "Fraternity of Greatness" slogan.
- ▶ Prior to the 2022-23 season's start, the Terps hosted an alumni dinner with over 30 former players in attendance.

TERPS IN THE PROS

- ▶ Maryland currently has five players on NBA rosters: Bruno Fernando (Atlanta), Kevin Huerter (Sacramento), Alex Len (Sacramento), Jalen Smith (Indiana), and Aaron Wiggins (Oklahoma City).
- ▶ Huerter made a major impact on the Kings last season averaging 15.2 points shooting .402 from three-point range in 75 games. Smith played in 68 games for the Pacers averaging 9.4 points and 5.8 rebounds per game. Wiggins saw action in 70 games last year for Oklahoma City averaging 6.8 points and 3.0 rebounds per game highlighted by a 17-point, seven-assist night against Toronto on Dec. 11. He also had a double-double with 11 points, 10 rebounds against the LA Clippers.
- ▶ Maryland has produced 67 all-time NBA draftees including 13 top-10 selections. Both John Lucas (1976) and Joe Smith (1995) were No. 1 picks.
- ▶ Jalen Smith was the most recent top-10 selection going 10th overall in the first round to Phoenix.
- ▶ Walt Williams, now a member of the Maryland radio crew, was the No. 7 overall pick by Sacramento in the 1992 draft.

TERPS IN THE NBA DRAFT

- ▶ Maryland has produced 62 all-time NBA Draft picks including 13 top 10 picks and 20 in the first round.

First-Round Draft Picks

Player, Team	Year	Number
Gene Shue, Philadelphia	1954	3
Al Bunge, Philadelphia	1960	7
Tom McMillen, L.A. Lakers	1974	9
Len Elmore, Washington	1974	13
John Lucas, Houston	1976	1
Brad Davis, L.A. Lakers	1977	15
Buck Williams, New Jersey	1981	3
Albert King, New Jersey	1981	10
Len Bias, Boston	1986	2
Jerrod Mustaf, New York	1990	17
Walt Williams, Sacramento	1992	7
Joe Smith, Golden State	1995	1
Keith Booth, Chicago	1997	28
Steve Francis, Vancouver	1999	2
Chris Wilcox, L.A. Clippers	2002	8
Juan Dixon, Washington	2002	17
Greivis Vasquez, Memphis	2010	28
Alex Len, Phoenix	2013	5
Kevin Huerter, Atlanta	2018	19
Jalen Smith, Phoenix	2020	10

ITALY TRIP JUMP STARTS 2023-24

- ▶ The Terps embarked on a 10-day training tour in Italy from July 31-August 10 which gave Maryland an early start to the season. The trip spanned four cities and featured three exhibition games for the Terps.
- ▶ During the trip, Maryland toured several historic sites such as the Vatican, the Sistine Chapel, and St. Peter's Basilica in Rome; St. Mark's Square and Grand Canal gondola rides in Venice; and boat tours of Lake Como and Lake Maggiore along with visiting the island of Bellagio in Lake Como.
- ▶ Aside from the benefit of the team bonding and seeing all the cultural history of Rome, Florence, Venice and Lake Como, the tour also had an important benefit before Maryland even left the United States - the Terps were able to hold 10 official full practices during the offseason period before departing which gave the team a significant head start on the year.

MARYLAND RADIO CREW

- ▶ Maryland Sports Radio Network play-by-play announcer Johnny Holliday is in his 45th season of broadcasting Maryland basketball this season. Holiday is the 8th longest-tenured broadcaster in the country for NCAA basketball and the second-longest serving play-by-play man in the Big Ten behind Indiana's Don Fischer.
- ▶ Holliday's partners on the call are Chris Knoche, who was the head coach at American (1990-97) in his 24th season as Maryland's color analyst, and Terrapin legend, Walt "The Wizard" Williams, who averaged 26.8 points as a senior in 1991-92 and went on to play 11 seasons in the NBA.
- ▶ Holliday has broadcast over 1,500 University of Maryland games during his Hall of Fame career, including 17 bowl games, 12 Sweet 16s, two Final Fours and Maryland's 2002 National Championship.
- ▶ Knoche played basketball at American University under HOF coach Gary Williams from 1979-81, and he later coached there from 1990-97 before joining the Maryland Sports Radio Network crew.
- ▶ Williams set numerous Maryland records during his playing days from 1988 to 1992, including his incredible streak of seven consecutive 30-point games. He was selected with the seventh pick of the 1992 NBA Draft and would go on to play 11 seasons.

MARYLAND SPORTS RADIO NETWORK

Market	Stations
Baltimore, MD (Flagship)	WJZ FM 105.7 WJZ AM 1300
Washington, DC (Flagship)	The TEAM 980 AM
Hagerstown, MD	WARK 1490 AM WARK 98.9 FM
Cumberland, MD	WTBO AM 560 WTBO AM 1450
Salisbury, MD	WTGM AM 960
Lexington Park, MD	WPTX AM 1690 WPTX FM 100.7
Cambridge, MD	WCEN 1240 AM
Frederick, MD	930 AM

LOOKING BACK AT 2022-23

- ▶ Last year, the Terps won 22 games and reached the NCAA Tournament Second Round before falling to No. 1 Alabama.
- ▶ The Terps were ranked as high as No. 6 in the NET and as high as No. 13 in the AP Top 25 Poll last season.
- ▶ Maryland went 8-0 to open last season before winning 8-of-10 in the heart of the Big Ten schedule. Home court was huge for Maryland as the Terps posted a 16-1 record at XFINITY including 10-0 in Big Ten games.
- ▶ Willard's defensive focus was a hallmark of the Terps last year but more so over the last 18 games where Maryland allowed just 62.3 points per game including 54 against No. 3 Purdue (a season-low for the Boiler-makers). The 46 points allowed at Minnesota were the second fewest for any Big Ten opponent in Maryland's history since Nebraska scored 45 on Feb. 6, 2019

IN MEMORIAM: LEFTY DRIESELL (1931-2024)

With great sadness, the University of Maryland mourned the loss of an icon on Saturday, Feb. 17, as it was announced that Charles "Lefty" Driesell (Dec. 25, 1931-Feb. 17, 2024) passed away at the age of 92. Driesell was a legend in the sport who left an indelible mark on Maryland basketball and the college basketball community as a whole.

"Lefty Driesell was a transcendent figure in college basketball and the man who put Maryland basketball on the map," said Damon Evans, the Barry P. Gossett Director of Athletics. "A Hall of Famer, Lefty was an innovator, a man who was ahead of his time from his coaching on the court to his marketing off the court. From starting Midnight Madness to nationally-televised games with sold out Cole Field House crowds, Lefty did it all. He led Maryland to the NIT Championship, eight NCAA Tournaments, multiple ACC Championships and a consistent Top-10 ranking during his tenure, producing tons of NBA players. We are saddened to hear of his passing and send our condolences to his entire family and community of friends. His memory will be forever etched in Maryland basketball history."

"It is with great sadness that we received this news today and our condolences go out to his family," said Maryland men's basketball coach Kevin Willard. "Words cannot express all that Coach Driesell embodied and the impact he made on the game. Most importantly, however, was his commitment to his players and the depth of relationships he made with all those around him. Maryland and the college basketball world lost one of its monumental figures today."

One of the most legendary and colorful coaches in

college basketball, Driesell led the Terps from 1969-86 posting a 348-159 overall record which is second in program history to only Gary Williams. Under Driesell, Maryland reached eight NCAA Tournaments (1973, 1975, 1980, 1981, 1983, 1984, 1985, 1986), won the 1972 NIT Championship title, won the 1984 ACC Tournament Championship, and posted a pair of ACC Regular Season titles. Additionally, Maryland reached the ACC title game six times under Driesell. The Terps were ranked as high as No. 2 nationally in the AP rankings for four consecutive years from 1972-76.

Driesell served as head coach at four different institutions: Davidson (1960-69), Maryland (1969-86), James Madison (1988-96), and Georgia State (1997-03). He held an overall coach record of 786-394 and was named Coach of the Year nine times throughout four different conferences including twice in the ACC with Maryland (1975, 1980).

His 786 victories still ranks 15th all-time among all NCAA Division I coaches and is 23rd overall at all levels of NCAA basketball. He is among 10 coaches all-time to have coached 40 seasons or more along with notables as Adolph Rupp, Mike Krzyzewski, Phog Allen, Ed Diddle, Jim Boeheim, Bob Knight, Jim Calhoun, Bob Huggins and Henry Iba. Only Coach Driesell and Cliff Ellis led four different Division I schools to 100 or more wins during their careers.

"Lefty was responsible for moving Maryland into the modern era in college basketball when he took over in 1969-70," said fellow Hall of Fame Coach and Maryland legend Gary Williams. "Not just in Cole Field House, but especially in the DMV, he raised the level of college basketball in the

area. He did it on a national level, something that was very difficult to do. Lefty will always be remembered as one of the legends of the game. His personality, the teams he coached, all of those things, created an aura around Lefty that very few coaches ever had."

Driesell was honored in 2018 with induction into the Naismith Basketball Hall of Fame. That came after his induction into the National Collegiate Basketball Hall of Fame in 2007. He was also a member of the Maryland Athletics Hall of Fame, the Virginia Sports Hall of Fame, the Washington D.C. Sports Hall of Fame, the Southern Conference Hall of Fame, and the Hampton Roads Sports Hall of Fame. He was awarded the NCAA Award of Valor for helping save lives from a structure fire in 1973 and in 2010, the Lefty Driesell Award for best defensive player in NCAA Division I basketball was created.

He is also credited with generating the idea for the nation's first "Midnight Madness," a tradition that has largely been inherited by almost every college basketball team in the country and still continues to this day. As the legend goes, Driesell held a one-mile run at the track in front of 1,000 fans around then-Byrd Stadium at 12:03 a.m. on October 15, 1971, the first possible day to begin practice.

A bronze bas-relief of Driesell was unveiled at XFINITY Center on April 16, 2013. A banner honoring Driesell's accomplishments was raised at the XFINITY Center on February 11, 2017.

ONE MARYLAND COLLECTIVE

- ▶ In September 2023, Maryland announced its partnership with Blueprint Sports, the industry leader in full-service Name, Image, and Likeness (NIL) collectives, to unveil the 'One Maryland Collective' – the official NIL collective supporting more than 550 student-athletes across all 20 sports at the University of Maryland. Until then, various collectives and other efforts had been underway to support NIL opportunities for Maryland student-athletes. The One Maryland Collective is the first collective to create a united and conscious effort to elevate the level of NIL opportunities in the market.
- ▶ Maryland Athletics has been a leader in the NIL space since its inception. Since NIL was instituted in 2021, our student-athletes have signed 1,522 NIL agreements covering all of our 20 programs, conducted hundreds of hours of community service, and engaged in meaningful opportunities to leverage their individual brands.
- ▶ The One Maryland Collective will be operated by Blueprint Sports, staffed by a dedicated full-time team to manage the daily operations of the collective, fundraising campaigns, corporate partnerships and more.

BREAKING GROUND ON THE NEW BARRY P. GOSSETT BASKETBALL PERFORMANCE CENTER

- ▶ On June 22, 2023, Maryland officially broke ground on the new Barry P. Gossett Basketball Performance Center - the new dedicated home and practice facility for the men's and women's programs.
- ▶ The ceremony was highlighted by head coaches Kevin Willard and Brenda Frese operating backhoes to dig out the first pieces of dirt.
- ▶ The 44,000 square foot facility will be located adjacent to the XFINITY Center creating a new landmark on the northern edge of the Maryland campus. It will feature a dedicated practice court for the teams, a centrally located strength and conditioning facility, expanded locker rooms with cutting-edge technology, state-of-the-art athletic training areas with hydrotherapy, dedicated space for film study and game-planning as well as large lounge areas and office space for both coaching staffs.
- ▶ Current spaces in the XFINITY Center will be repurposed to support other athletics programs for Maryland.



HEAD COACH KEVIN WILLARD

Pittsburgh '97 - 2nd Year at Maryland, 17th as Head Coach

Coming off one of the best inaugural seasons for a Maryland head coach, Kevin Willard enters his second season leading the Terps in 2023-24.

Willard was named the new head coach of the Maryland men's basketball program by Damon Evans, Barry P. Gossett Director of Athletics on March 21, 2022.

In his first season at the helm, the 16-year veteran led the Terps to a 22-13 overall record, a NCAA Tournament Second Round appearance, and a national Top-25 ranking throughout the season. Willard became the first coach in program history to achieve 20 wins, a national ranking, and a berth to the NCAA Tournament in his first season. Additionally, he was also the first coach in Maryland history to start their tenure 8-0 and was the first coach in Big Ten history to win each of his first seven games by at least 15 points.

The 2022-23 campaign was also highlighted by five Top 25 wins including a 68-54 sellout win over No. 3 Purdue, a perfect 10-0 record in home Big Ten games, and a 16-1 mark at the XFINITY Center which saw three sellouts overall. The Terps finished the year ranked No. 32 in the NET (NCAA Evaluation Tool) after being as high as No. 6 and spent 11 weeks ranked or receiving votes in the Top 25 with a high of No. 13 in the AP Poll.

With a renewed focus on recruiting the DMV, Willard and his staff assembled a top-15 recruiting class leading into the 2023-24 season and has found success through the transfer portal in players like Jahmir Young, Patrick Emilien, and Don Carey who all played key roles in 2022-23.

Over the last five seasons, Willard has been one of the winningest coaches in terms of NET Quad 1 victories. His teams have combined for 29 Quad 1 wins in that span which ranks among the Top 15 for active coaches since 2018-19.

In his career as a head coach, his teams have 33 wins over Associated Press Top-25 teams including 19 wins over Top-15 teams, 15 wins over Top-10 teams and seven wins over Top-5 teams.

Overall, teams under Willard have reached the NCAA Tournament seven times with nine 20-win seasons. He has posted 10 consecutive .500-or-better records and 12 total during his career.

In 2023-24, he will look to become the fifth active Big Ten head coach to amass 300-or-more career victories as he enters the season with a 292-223 mark.

Before taking over in College Park, Willard returned Seton Hall to its status as one of the premier programs in the Big East during his tenure from 2010-22. He reached five NCAA Tournament appearances in the last six events that were played. He led the Pirates to the Big East Tournament Title in 2015-16 and the regular-season title in 2019-20. He was the 2016 Big East Coach of the Year and the 2020 USBWA District II Coach of the Year during those runs. Additionally, he was a three-time Peter A. Carlesimo Met Writers Coach of the Year (2016, 2017, 2019) and the 2019 NABC District 5 Coach of the Year. He also has the most non-conference wins of any coach in the nation against Big Ten teams since 2014-15.

In addition to his coach of the year accolades, he was also named one of Forbes Top 10 NCAA Basketball Coaches for the Next 10 Years in 2017. His teams won the prestigious NABC Team Academic Excellence Award for five straight years (2016-20) and earned three NCAA Academic Progress Rate Public Recognition Awards.

In a six-year span from 2016-17 through 2021-22, he was one of 10 active head coaches in the Power 6 conferences to achieve a regular-season championship, a conference tournament championship, and a conference coach of the year honor. He also finished in the top-four in the Big East on six occasions. In 2018, he led the Pirates to their first victory in an NCAA Tournament since 2004.

Through his 12 seasons at Seton Hall, Willard produced a 225-161 overall record. He ranks second all-time in victories (225) in Seton Hall basketball history and has the most wins in conference play in program history (110). He is also the 11th all-time winningest coach in Big East history, dating to the conference's inception in 1979. The Pirates also had 82 combined wins between the Big East regular-season and postseason, second only to Villanova in the conference, since the 2015-16 season.

His teams at Seton Hall were ranked in the Top 25 in five of his last eight seasons with a high ranking of No. 8 in the 2019-20 season. In 2020-21 the Pirates were ranked as high as No. 15 and spent eight weeks in the polls.

Willard's Seton Hall teams also posted an 11-5 record against Big Ten teams over his last eight seasons, which included wins over Maryland in 2018 and 2019. Willard's teams also won road games at Michigan, Iowa, Penn State and Rutgers and beat Indiana at home. Willard held the most non-conference wins over Big Ten teams of any coach since 2014-15.

In 2021-22, Willard led the Pirates to a 21-11 overall record and an 11-8 mark in conference play. That included wins over No. 4 Michigan and No. 7 Texas as part of six NET Quad 1 victories.

Willard coached the Big East Player of the Year in two of his last three years in Myles Powell (2020) and Sandro Mamukelashvili (2021). He mentored two Big East Most Improved Players of the Year in Powell (2018) and Romaro Gill (2020). He coached the Big East Tournament MVP, Isaiah Whitehead (2016); the Big East Defensive Player of the Year, Fuquan Edwin (2014) and Gill (2020); the Big East Rookie of the Year, Angel Delgado (2015) and the Big East Scholar-Athlete of the Year, Michael Nzei (2019) and Ike Obiagu (2021).

Whitehead, Delgado, Powell and Mamukelashvili all earned All-American honors and Consensus First-Team All-Big East honors, and all in the last seven years. All four went on to play in the NBA with Powell playing for the Philadelphia 76ers this season and Mamukelashvili playing for the Milwaukee Bucks.

Powell was Seton Hall's first Consensus First-Team All-American since 1953. This past season, Jared Rhoden was named to the All-Big East First Team marking the sixth time in seven years that Willard coached a first-team all-conference honoree. Overall, he mentored 15 All-Big East selections and three Big East All-Rookie Team honorees.

Making a huge emphasis on effort in the classroom, Willard's student-athletes combined for 72 BIG EAST All-Academic team selections, and the program boasted a perfect single-year academic progress rate in six of the nine NCAA reports since he served as head coach as well as perfect multi-year APR scores in 2016 and 2017. The NCAA has also recognized Seton Hall with NCAA APR Public Recognition awards for boasting an APR in the top 10 percent in the country three consecutive years from 2015-17. The National Association of Basketball Coaches (NABC) gave the program the Team Academic Excellence Award for five consecutive years from 2016-20 after finishing the academic year with a grade-point-average above 3.0.

Willard showed to be a strong evaluator and recruiter of talent, as he brought in a consensus top-15 national recruiting class in 2014, led by Whitehead, the program's first McDonald's All-American since 2001 and just the fifth all-time. His 2021-22 recruiting class was also rated in the top 25 by 247Sports.

The 2020-21 season marked Seton Hall and Willard's sixth consecutive top-four finish in the Big East Conference, one of the best basketball conferences in the country. Only Villanova also completed six straight top-four finishes in the same span.

Willard was named head coach of the Seton Hall men's basketball program on March 29, 2010. He became the 19th head coach in Seton Hall history joining the Pirates after three years serving as the head coach at Iona. In 2007, he had inherited a Gaels team that had won just two games the prior season. In his first year at the helm, the Gaels had a 10-win improvement, ranking as one of the top turnarounds in NCAA Div. I. Then in year three in 2009-10, Willard guided Iona to a 21-10 overall record, and he was named MAAC Coach of the Year.

Prior to the start of his career as a head coach, Willard was an assistant and associate head coach for six years at Louisville, where he was mentored by Naismith Basketball Hall of Famer Rick Pitino. Willard also credits his father, Ralph, as one of his coaching influences. Ralph Willard enjoyed a successful 19-year run as the head coach at Western Kentucky, Pittsburgh and Holy Cross, winning 336 games and advancing to six NCAA Tournaments.

THE WILLARD FILE

Full Name	Kevin Willard
Date of Birth	April 6, 1975
Hometown	Huntington, N.Y.
Alma Mater	Pittsburgh '97
Family	Wife, Julie; Children: Colin, Chase
Playing Experience	Point Guard: Western Kentucky, Pittsburgh
Years in Coaching (College)	23



WILLARD'S EARLY MILESTONES

- ▶ First coach in program history to lead Maryland to NCAA Tournament in first year.
- ▶ First coach in Maryland history to post 20 wins during his inaugural season.
- ▶ First coach in program history to have Maryland ranked nationally during a coach's first season.
- ▶ First coach in Maryland history to start 8-0 in his first season.
- ▶ Willard is also the first coach in Big Ten history to win each of the first seven games of his tenure by at least 15 points.

At Louisville, Willard was responsible for assisting with the Cardinals' game preparations, scouting and preparing game plans. He also served as chief recruiting coordinator. During his tenure, Louisville was ranked in the Top 25 for five seasons and reached the postseason in each of his six years. The squad reached the NCAA Tournament on four occasions including a visit to the 2005 Final Four, the first time in 19 years that the Cardinals had advanced that deep into the postseason. In his six seasons at Louisville, the Cardinals posted a phenomenal 142-58 record averaging nearly 24 wins per season.

Prior to Louisville, Willard worked with Pitino as a coaching associate with the Boston Celtics for four years. His duties with the Celtics included game and practice preparation, scouting and assisting the coaching staff in all facets of basketball operations. He also provided advance scouting, videotape breakdowns and assisted with individual workouts prior to games.

A basketball lifer, Willard played point guard on the Division I level for four years; the last three coming at the University of Pittsburgh. He earned Big East All-Academic honors while appearing in 60 games for the Panthers. He spent his freshman season at Western Kentucky, where he played in the backcourt and sank over 40 percent of his three-point field goal attempts.

Willard hails from New York and was born in Huntington on Long Island, but played his high school basketball at Bowling Green High School (Ky.) while his father was the head coach at Western Kentucky. He earned second-team All-State honors as a senior and helped his team to a combined 76-15 record in his final three prep seasons.

Willard is married to the former Julie Wagner and they have two sons, Colin, who was born in August 2006 and Chase born in June 2008.

WILLARD VS. OPPONENTS / COACHING RECORD / CAREER HIGHLIGHTS

Opponent	Overall	Maryland	Seton Hall	Iona	Last Meeting
Alabama	1-1	0-1	1-0	---	2022-13
Albany	1-0	---	---	1-0	2009-10
Alcorn State	1-0	1-0	---	---	2023-24
Arkansas	0-2	---	0-2	---	2016-17
Auburn	1-0	---	1-0	---	2011-12
Baylor	0-1	---	---	0-1	2009-10
Bethune-Cookman	1-0	---	1-0	---	2021-22
Binghamton	1-0	1-0	---	---	2022-23
Boston University	1-1	---	---	1-1	2009-10
Bradley	1-0	---	1-0	---	2015-16
Butler	10-10	---	10-10	---	2021-22
California	2-0	---	2-0	---	2021-22
Canisius	5-2	---	---	5-2	2009-10
Central Connecticut	1-0	---	1-0	---	2016-17
Cincinnati	0-3	---	0-3	---	2012-13
Clemson	0-1	---	0-1	---	2010-11
Columbia	1-0	---	1-0	---	2016-17
Connecticut	3-7	---	3-6	0-1	2021-22
Coppin State	2-0	2-0	---	---	2023-24
Cornell	1-0	---	1-0	---	2010-11
Creighton	11-9	---	10-9	1-0	2021-22
Dartmouth	1-0	---	1-0	---	2015-16
Davidson	0-1	0-1	---	---	2023-24
Dayton	1-1	---	1-1	---	2011-12
Delaware	2-0	---	1-0	1-0	2016-17
DePaul	15-7	---	15-7	---	2021-22
Eastern Washington	1-0	---	1-0	---	2013-14
Fairfield	3-3	---	---	3-3	2009-10
Fairleigh Dickinson	4-1	---	3-1	1-0	2021-22
Florida	0-1	---	0-1	---	2016-17
Florida A&M	1-0	---	1-0	---	2019-20
Florida State	0-1	---	---	0-1	2009-10
Gardner-Webb	1-0	---	1-0	---	2014-15
Georgetown	16-10	---	16-10	---	2021-22
Georgia	1-1	---	1-1	---	2015-16
George Washington	1-1	---	1-1	---	2015-16
Gonzaga	0-1	---	0-1	---	2015-16
Grand Canyon	1-0	---	1-0	---	2018-19
Hampton	2-0	---	---	2-0	2009-10
Hawaii	2-0	---	2-0	---	2018-19
Hofstra	1-1	---	---	1-1	2008-09
Illinois	2-1	2-1	---	---	2023-24
Illinois State	1-0	---	1-0	---	2014-15
Indiana	2-3	1-3	1-0	---	2023-24
Iona	1-0	---	1-0	---	2020-21
Iowa	3-1	2-1	1-0	---	2023-24
Iowa State	1-1	---	1-1	---	2019-20
Jackson State	0-1	---	---	0-1	2007-08
Kansas	0-1	---	0-1	---	2017-18
Kent State	1-0	---	1-0	---	2013-14
Kentucky	1-0	---	1-0	---	2018-19

Opponent	Overall	Maryland	Seton Hall	Iona	Last Meeting
Lafayette	1-0	---	1-0	---	2013-14
LIU-Brooklyn	4-0	---	2-0	2-0	2013-14
Longwood	3-0	---	3-0	---	2012-13
Long Beach State	0-1	---	0-1	---	2015-16
LSU	0-1	---	0-1	---	2012-13
Louisville	3-7	1-0	1-7	0-1	2022-23
Loyola Maryland	4-2	---	---	4-2	2009-10
Maine	2-0	---	2-0	---	2014-15
Manhattan	5-2	---	1-0	4-2	2017-18
Marist	3-4	---	---	3-4	2009-10
Marquette	12-14	---	12-14	---	2021-22
Maryland	2-0	---	2-0	---	2019-20
Massachusetts	1-1	---	1-1	---	2011-12
Mercer	2-1	---	2-1	---	2014-15
Miami	2-0	1-0	1-0	---	2022-23
Michigan	3-1	2-1	1-0	---	2023-24
Michigan State	1-3	1-2	0-1	---	2023-24
Minnesota	3-1	3-1	---	---	2023-24
Mississippi	1-0	---	1-0	---	2015-16
Monmouth	2-0	---	2-0	---	2017-18
Mount St. Mary's	2-0	1-0	1-0	---	2023-24
Nebraska	2-2	2-1	0-1	---	2023-24
Nevada	1-0	---	1-0	---	2014-15
New Hampshire	2-0	---	1-0	1-0	2018-19
Nicholls	1-0	1-0	---	---	2023-24
Niagara	5-4	1-0	1-0	3-4	2022-23
NJIT	5-0	---	5-0	---	2017-18
Norfolk State	2-0	---	1-0	1-0	2012-13
Northwestern	1-3	1-2	0-1	---	2023-24
North Carolina	0-1	---	---	0-1	2007-08
North Carolina A&T	1-0	---	1-0	---	2012-13
North Carolina State	1-0	---	1-0	---	2017-18
Notre Dame	0-3	---	0-3	---	2012-13
Nyack College	1-0	---	1-0	---	2021-22
Ohio State	1-4	1-2	0-1	0-1	2023-24
Oklahoma	0-1	---	0-1	---	2013-14
Old Dominion	0-1	---	---	0-1	2007-08
Oregon	0-2	---	0-2	---	2020-21
Penn State	3-1	2-1	1-0	---	2023-24
Pittsburgh	1-2	---	1-2	---	2012-13
Prairie View A&M	1-0	---	1-0	---	2019-20
Princeton	0-1	---	---	0-1	2007-08
Providence	13-11	---	12-11	1-0	2021-22
Purdue	1-2	1-2	---	---	2023-24
Quinnipiac	1-0	---	1-0	---	2016-17
Rhode Island	1-2	---	1-2	---	2020-21
Richmond	0-1	---	0-1	---	2010-11
Rider	3-4	1-0	---	2-4	2023-24
Robert Morris	0-2	---	---	0-2	2008-09
Rutgers	9-9	1-2	8-7	---	2023-24
Sacred Heart	1-0	---	1-0	---	2018-19

Opponent	Overall	Maryland	Seton Hall	Iona	Last Meeting
Saint Joseph's	1-0	---	1-0	---	2011-12
Saint Louis	2-1	1-0	1-1	---	2022-23
Saint Peter's	10-4	1-0	6-1	3-3	2022-23
Siena	0-6	---	---	0-6	2009-10
South Alabama	1-0	1-0	---	---	2023-24
South Carolina	1-0	---	1-0	---	2016-17
South Carolina State	0-1	---	---	0-1	2007-08
South Florida	5-2	---	5-1	0-1	2015-16
Southern Miss	1-1	---	1-0	0-1	2019-20
St. Francis Brooklyn	1-0	---	1-0	---	2011-12
St. Francis (PA)	2-0	---	---	2-0	2008-09
St. John's	14-8	---	14-8	---	2021-22
Stanford	0-1	---	0-1	---	2016-17
Stony Brook	3-0	---	3-0	---	2019-20
Syracuse	1-4	---	1-4	---	2012-13
TCU	0-1	---	0-1	---	2021-22
Temple	0-1	---	0-1	---	2010-11
Tennessee	0-1	0-1	---	---	2022-23
Texas	1-0	---	1-0	---	2021-22
Texas Tech	1-0	---	1-0	---	2017-18
Troy	1-0	---	1-0	---	2015-16
UAB	0-1	0-1	---	---	2023-24
UCLA	1-1	1-1	---	---	2023-24
UMBC	2-0	2-0	---	---	2023-24
UMKC	1-0	---	1-0	---	2012-13
Valparaiso	1-0	---	---	1-0	2008-09
Vanderbilt	1-1	---	1-0	0-1	2017-18
VCU	2-0	---	2-0	---	2017-18
Villanova	6-20	0-1	6-19	---	2023-24
Virginia Tech	1-0	---	1-0	---	2013-14
Wagner	6-0	---	6-0	---	2021-22
Wake Forest	2-0	---	2-0	---	2012-13
Washington	0-1	---	0-1	---	2012-13
Western Carolina	1-0	1-0	---	---	2022-23
Western Michigan	1-1	---	---	1-1	2008-09
West Virginia	2-1	1-0	1-1	---	2022-23
Wichita State	1-1	---	1-1	---	2015-16
William & Mary	1-0	---	---	1-0	2009-10
Wisconsin	1-3	1-2	---	0-1	2023-24
Wofford	0-1	---	0-1	---	2018-19
Xavier	11-8	---	11-8	---	2021-22
Yale	2-0	---	2-0	---	2021-22

HEAD COACHING RECORD

Season	School	Overall	Pct.	Conf.	Pct.	Finish	Conf. Tournament	Postseason
2007-08	Iona	12-20	.375	8-10	.444	7th	MAAC First Round	---
2008-09	Iona	12-19	.387	7-11	.389	7th	MAAC First Round	---
2009-10	Iona	21-10	.677	12-6	.667	3rd !	MAAC Quarterfinals	---
2010-11	Seton Hall	13-18	.419	7-11	.389	12th	BIG EAST First Round	---
2011-12	Seton Hall	21-13	.618	8-10	.444	T-9th	BIG EAST Second Round	NIT Second Round
2012-13	Seton Hall	15-18	.455	3-15	.167	T-13th	BIG EAST Second Round	---
2013-14	Seton Hall	17-17	.500	6-12	.333	8th	BIG EAST Semifinals	---
2014-15	Seton Hall	16-15	.516	6-12	.333	T-7th	BIG EAST First Round	---
2015-16	Seton Hall	25-9	.735	12-6	.667	3rd#	BIG EAST Champions	NCAA First Round
2016-17	Seton Hall	21-12	.636	10-8	.556	T-3rd	BIG EAST Semifinals	NCAA First Round
2017-18	Seton Hall	22-12	.647	10-8	.556	T-3rd	BIG EAST Quarterfinals	NCAA Second Round
2018-19	Seton Hall	20-14	.588	9-9	.500	T-3rd	BIG EAST Final	NCAA First Round
2019-20	Seton Hall	20-9	.690	13-5	.722	T-1st	Canceled, COVID-19	Canceled, COVID-19
2020-21	Seton Hall	14-13	.519	10-9	.526	T-4th	BIG EAST Semifinals	---
2021-22	Seton Hall	21-11	.656	11-8	.579	T-5th	BIG EAST Quarterfinals	NCAA First Round
2022-23	Maryland	22-13	.629	11-9	.550	T-5th	Big Ten Quarterfinals	NCAA Second Round
2023-24	Maryland	15-15	.500	7-12	.368	-	-	-
	at Maryland	37-28	.569	18-21	.462			
	Total	307-238	.563	150-161	.483			

CAREER HIGHLIGHTS

- 6 NCAA Tournament Appearances (2016, 2017, 2018, 2019, 2020* (COVID), 2022, 2023)
- 2020 Big East Conference Regular-Season Championship
- 2016 Big East Conference Tournament Championship
- 2016 Big East Coach of the Year
- 2020 USBWA District II Coach of the Year
- 2016, 2017, 2019 Peter A. Carlesimo Met Writers Coach of the Year
- 2019 NABC District 5 Coach of the Year
- 2017 Forbes Top 10 NCAA Basketball Coaches For The Next 10 Years
- 10 Consecutive seasons of .500-or-better record
- 9 20-win seasons
- 7 Top-5 Big East finishes
- 7 seasons ranked in the AP Top 25
- 72 All-Big East Academic Team selections
- 15 All-Big East selections
- 6 All-Big East First-Team selections
- 4 Haggerty Metropolitan Players of the Year
- 2 Big East Players of the Year
- 2 Big East Defensive Players of the Year
- 2 Big East Most Improved Players of the Year
- 2 Big East Scholar-Athletes of the Year



DAVID COX
Associate Head Coach
William & Mary '95
Second Year at Maryland



GREG MANNING JR.
Assistant Coach
Loyola '08
Sixth Year at Maryland



CHARLIE BUTLER
Director of Basketball Operations
Seton Hall '15
Second Year at Maryland



CHRIS ROBINSON
Coordinator of Basketball Operations
Maryland '19
Seventh Year at Maryland




RICKY HARRIS
Director of Player Personnel
Massachusetts '10
First Year at Maryland



BRENTON PETTY
Video Coordinator
Fordham '18
Fifth Year at Maryland



KYLE TARP
Director of Basketball Performance
UC Davis '06
14th Year at Maryland



MATT CHARVAT
Associate Head Athletic Trainer
Baldwin-Wallace '96
23rd Year at Maryland



#0 JAHNATHAN LAMOTHE

GUARD • 6-4 • 192 • FR. • BALTIMORE, MD • ST. FRANCES ACADEMY

IG: JAHNLAMOTHE5 / TW: JAHNATHANLAMOTI

JONATHAN LA-MOETH



SCAN FOR FULL BIO

2023-24 SEASON:

- Scored in double figures for the first time in career with 10 points and three rebounds, a block, a steal, and an assist against Alcorn State (12/12).
- Pulled down a pair of rebounds and had an assist against Rider (11/28).
- Scored first point of career and had a pair of assists against UMBC (11/21).
- Came off the bench and grabbed three steals with two rebounds against Villanova (11/17).
- Made Terrapins debut against Mount St. Mary's (11/7).

BEFORE COLLEGE:

- Was chosen to play in the prestigious 50th Annual Hoop Culture Capital Classic in April 2023 where he was team captain of the Capital All-Stars
- Senior season in 2022-23 was highlighted by a St. Francis Academy record 57-point performance including 16 three-pointers, also a school record, against John Carroll
- Also had 30 points and seven rebounds in leading the Panthers to the MIAAAA Conference Championship.
- Named MIAA MVP and was chosen to the BCL First Team as a senior
- Finished his prep career with over 1,000 career points after averaging 20 points, 11 rebounds, 8 assists, and 2 steals per game - became the first player in St. Frances history to average a triple double during the regular season
- Two-time all-conference first team selection
- Capital All-American as a senior in 2023
- Selected to the City Is Mine Basketball All-Star Game in 2023
- Four-star recruit who ranked as the No. 3 recruit overall in Maryland and was as high as No. 122 nationally
- The combo guard chose Maryland over Georgetown, UCF, and Penn State
- Played on Team Durant on the AAU circuit
- As a junior, led St. Frances to a 35-8 record and a No. 2 ranking in The Baltimore Sun high school poll
- National Honor Society inductee
- Joins current Terp Julian Reese who also played at St. Frances

PERSONAL:

- Son of Danielle and Ernst Lamothe
- Has four siblings: Jahson, Jahsiah, Jahshua, and Jahair
- Spends free time coaching area youth
- Last name is pronounced "la-moeth"
- Intends to major in business management

2023-24 GAME-BY-GAME

Opponent	Date	GS	MIN	Total		3-Pointers		Free throws		Rebounds				PF	A	TO	BLK	STL	PTS	AVG
				FG-FGA	PCT	3FG-3FGA	PCT	FT-FTA	PCT	OFF	DEF	TOT	AVG							
Mount St. Mary's	11/07/2023		02:42	0-0	.000	0-0	.000	0-0	.000	0	0	0	0	0	0	0	0	0	0	0.0
at Villanova	11/17/2023		13:00	0-2	.000	0-2	.000	0-0	.000	1	1	2	1.0	1	0	2	0	3	0	0.0
UMBC	11/21/2023		13:16	0-2	.000	0-1	.000	1-2	.500	0	0	0	0.7	1	2	1	0	0	1	0.3
Rider	11/28/2023		14:53	0-1	.000	0-1	.000	1-2	.500	0	2	2	1.0	2	1	0	0	0	1	0.5
Alcorn	12/12/2023		12:09	4-5	.800	2-3	.667	0-0	.000	1	2	3	1.4	0	1	0	1	1	10	2.4
Coppin St.	12/28/2023		14:56	0-2	.000	0-1	.000	0-0	.000	0	0	0	1.2	1	0	1	0	0	0	2.0
at Minnesota	01/07/2024		13:25	0-0	.000	0-0	.000	0-0	.000	0	2	2	1.3	1	0	2	0	0	1.7	
Michigan	01/11/2024		02:12	0-1	.000	0-1	.000	0-0	.000	0	0	0	1.1	1	0	1	0	0	1.5	
Nebraska	01/27/2024		02:01	0-0	.000	0-0	.000	0-0	.000	0	0	0	1.0	0	0	0	0	0	1.3	
Illinois	02/17/2024		00:07	0-0	.000	0-0	.000	0-0	.000	0	0	0	0.9	0	0	0	0	0	1.2	
at Wisconsin	02/20/2024		04:24	0-0	.000	0-0	.000	0-0	.000	0	1	1	0.9	2	0	0	0	0	1.1	
at Rutgers	02/25/2024		00:39	0-0	.000	0-0	.000	0-0	.000	0	0	0	0.8	0	0	0	1	0	1.0	
Indiana	03/03/2024		00:19	0-0	.000	0-0	.000	0-0	.000	0	0	0	0.8	0	0	0	0	0	0.9	
Totals			0 94:04	4-13	.308	2-9	.222	2-4	.500	2	8	10	0.8	9	4	7	2	4	12	0.9

Player Averages

Games Played	Minutes/game	Points/game	FG Pct	3FG Pct	FT Pct	Rebounds/game	Assists/game	Turnovers/game	Assist/Turnover ratio	Steals/game	Blocks/game
13	7.2	0.9	30.8	22.2	50.0	0.8	0.3	0.5	0.6	0.3	0.2

SEASON/CAREER HIGHS

	2023-24 SEASON	CAREER HIGHS
POINTS	10 vs. Alcorn State (12/12/23)	Same
REBOUNDS	3 vs. Alcorn State (12/12/23)	Same
FG MADE	4 vs. Alcorn State (12/12/23)	Same
FG ATT.	5 vs. Alcorn State (12/12/23)	Same
3 FG MADE	2 vs. Alcorn State (12/12/23)	Same
3 FG ATT.	3 vs. Alcorn State (12/12/23)	Same
FT MADE	1, 2x, last vs. Rider (11/28/23)	Same
FT ATT.	2, 2x, vs. Rider (11/28/23)	Same
ASSISTS	2 vs. UMBC (11/21/23)	Same
BLOCKS	1 vs. Alcorn State (12/12/23)	Same
STEALS	3 at #21 Villanova (11/17/23)	Same
MINUTES	15, 2x, last vs. Coppin St. (12/28/23)	Same

MISCELLANEOUS STATS

Category	Season	Career	Last Time
Double-Figure Scoring	1	1	10 vs. Alcorn State (12/12/23)
20-plus Points	-	-	-
10-plus Rebounds	-	-	-
10-plus Assists	-	-	-
5 3FG Games	-	-	-
Double-Doubles	-	-	-

CAREER STATS

SEASON	TEAM	GP-GS	MIN/AVG	Field Goals		3-Point		F-Throws		Rebounds				Scoring						
				FG-FGA	FG%	3FG-3FGA	3FG%	FT-FTA	FT%	OFF	DEF	TOT	AVG	PF	FO	A	TO	BLK	STL	PTS
2023-24	MD	13-0	94/7.2	4-13	.308	2-9	.222	2-4	.500	2	8	10	0.8	9-0	4	7	2	4	12	0.9
TOTAL		13-0	94/7.2	4-13	.308	2-9	.222	2-4	.500	2	8	10	0.8	9-0	4	7	2	4	12	0.9



#1 JAHMIR YOUNG

GUARD - 6-1 - 185 - 5TH YEAR - UPPER MARLBORO, MD
(DEMATHA CATHOLIC / CHARLOTTE)

📷 JAHM1RYOUNG / 🐦 FLYMIR_

🧠 JAH-MEER



SCAN FOR FULL BIO

2023-24 SEASON:

- Two-time Big Ten Player of the Week on Jan. 2 and Jan. 15 - first Terp since Anthony Cowan, Jr. (3x, 2019-20) and Melo Trimble (2x, 2016-17) to earn the honor multiple times in a season.
- Scored a game-high 26 points for his 19th consecutive game scoring in double figures and reached the 20-point mark for the 54th time in his career, while picking up seven rebounds and four assists against Ohio State (2/10).
- Became the third-fastest and fifth Terrapin to reach the 1,000 point threshold in two seasons with 13 points against Rutgers while also grabbing 12 rebounds for his second double-double of the season and ninth of his career (2/6).
- Is the sixth NCAA player since 2006 to post 1,000 points at two different institutions after scoring 1,421 at Charlotte from 2019-22.
- Had third 30+ point game of the season, all coming on the road, with a 31 point performance against Michigan State (2/3).
- Scored 17 of 22 points in the second half, including eight in the final 1:03, to finish with 20+ points for the 11th time in season and 52nd time in his career while adding seven rebounds and four assists against Iowa (1/24).
- Only the second player in the Big Ten since 1996-97 to average 27.5 points per game through five straight road games.
- Had second streak of the season of 20+ consecutive free throws made with 27 from Jan. 11 against Michigan to Jan. 24 against Iowa.
- Finished in double-figures for the 17th time during the season with 19 points and added four assists, four rebounds, and a steal against Michigan State (1/21).
- Led Terps with his second 30-point performance of the season with 36 points and added five assists, two rebounds, two steals, and a block on the road against Northwestern (1/17).
- Scored in double figures for the 12th consecutive game with 28 points while adding eight assists, two rebounds, a steal, and a block on the road against Illinois (1/14).
- Scored 20+ points for the fourth consecutive game with 20 points while grabbing eight rebounds with two steals and two assists against Minnesota (1/7).
- Had a career night with 37 points (23 in first half), which were the most for a Terp since Diamond Stone scored 39 vs. Penn State (Dec. 30, 2015), against UCLA (12/22).
- Had a streak of 39 consecutive free throws made from Dec. 1 against Indiana to Dec. 22 against UCLA, which is the second-longest streak in program history.
- Had first double-double and fifth 20-point game of the season with 23 points, 11 rebounds while dishing out four assists against Nicholls (12/19).
- Led the Terps with 28 points and pulled down a season-high eight rebounds and picked up three assists against Penn State (12/6).
- Went 12-for-12 from the charity stripe against Penn State, which is tied for the fourth-most free throw attempts without a miss in program history. Also had 45th 20-point game of career, which makes him the active Big Ten leader for career 20-point games.
- Reached the 2,000 point career threshold with 18 points with seven assists with a block and a steal against Davidson (11/10).

NOTABLES:

- As a senior, he earned All-Conference and honorable-mention Washington Post All-METS honors.
- Ranked as one of the Top-10 seniors in the state of Maryland.
- Played an integral role in helping DeMatha High school win three championships in 2018, including a state championship.
- Earned All-Conference honors as a junior after averaging 11.7 points, 3.7 rebounds and 3.3 assists per game.
- Played his freshman and sophomore years for St. Mary's Ryken High School.
- Was a four-year starter in his high school career.
- In the summer of 2018, he helped his D.C. based AAU program, Team Takeover, capture the Peach Jam title.

★ 2023-24 JOHN WOODEN PRESEASON TOP 50

★ 2023-24 BOB COUSY WATCH LIST

★ 2023-24 ALL-BIG PRESEASON TEAM (UNANIMOUS)

★ 2023-24 LINDY'S PRESEASON ALL-AMERICAN

★ 2023-24 BLUE RIBBON PRESEASON ALL-AMERICAN

★ 2022-23 ALL-BIG TEN SECOND TEAM

★ 2022-23 NABC ALL-DISTRICT SECOND TEAM

★ 2022-23 USBWA ALL-DISTRICT

▶ 2023-24 GAME-BY-GAME

Opponent	Date	GS	MIN	Total			3-Pointers		Free throws		Rebounds				PF				PTS	AVG	
				FG-FGA	PCT	3FG-3FGA	PCT	FT-FTA	PCT	OFF	DEF	TOT	AVG	A	TO	BLK	STL				
Mount St. Mary's	11/07/2023	*	33:06	4-11	.364	0-3	.000	4-4	1.000	0	5	5	5	0	1	4	4	2	3	12	12.0
vs Davidson	11/10/2023	*	35:44	6-15	.400	3-6	.500	3-3	1.000	1	1	2	3.5	3	7	3	1	1	18	15.0	
vs UAB	11/12/2023	*	37:04	5-13	.385	1-4	.250	3-4	.750	1	5	6	4.3	2	6	3	0	1	14	14.7	
at Villanova	11/17/2023	*	28:09	3-10	.300	3-7	.429	0-0	.000	0	2	2	3.8	1	2	4	1	2	9	13.3	
UMBC	11/21/2023	*	28:44	5-13	.385	1-3	.333	9-11	.818	1	2	3	3.6	1	2	4	0	4	20	14.6	
South Alabama	11/25/2023	*	34:24	5-16	.313	2-11	.182	4-4	1.000	0	1	1	3.2	1	4	3	0	1	16	14.8	
Rider	11/28/2023	*	28:47	6-10	.600	4-7	.571	6-7	.857	0	1	1	2.9	1	5	1	0	2	22	15.9	
at Indiana	12/01/2023	*	36:17	6-14	.429	1-7	.143	7-8	.875	2	1	3	2.9	1	2	1	1	2	20	16.4	
Penn St.	12/06/2023	*	43:52	7-19	.368	2-7	.286	12-12	1.000	1	7	8	3.4	2	3	6	0	1	28	17.7	
Alcorn	12/12/2023	*	23:57	3-7	.429	1-4	.250	6-6	1.000	2	0	2	3.3	3	7	4	0	0	13	17.2	
Nicholls	12/19/2023	*	36:30	5-13	.385	3-6	.500	10-10	1.000	2	9	11	4.0	2	4	2	1	0	23	17.7	
at UCLA	12/22/2023	*	36:36	13-19	.684	4-6	.667	7-9	.778	1	6	7	4.3	2	3	3	0	1	37	19.3	
Purdue	01/02/2024	*	35:10	12-23	.522	2-6	.333	0-3	.000	3	1	4	4.2	1	0	1	0	1	26	19.8	
at Minnesota	01/07/2024	*	36:45	5-17	.294	1-5	.200	9-10	.900	1	7	8	4.5	1	2	5	0	2	20	19.9	
Michigan	01/11/2024	*	36:40	3-11	.273	1-2	.500	5-6	.833	1	4	5	4.5	1	5	1	0	2	12	19.3	
at Illinois	01/14/2024	*	39:38	11-24	.458	0-4	.000	6-6	1.000	0	2	2	4.4	1	8	2	1	1	28	19.9	
at Northwestern	01/17/2024	*	33:33	12-19	.632	1-4	.250	11-11	1.000	2	0	2	4.2	1	5	1	0	1	26	20.8	
Michigan St.	01/21/2024	*	36:20	6-15	.400	3-6	.500	4-4	1.000	0	4	4	4.2	0	4	7	0	1	19	20.7	
at Iowa	01/24/2024	*	37:31	7-15	.467	3-4	.750	5-6	.833	1	6	7	4.4	2	4	3	0	1	22	20.8	
Nebraska	01/27/2024	*	33:26	5-15	.333	2-7	.286	0-0	.000	5	4	9	4.6	0	6	2	0	2	12	20.4	
at Michigan St.	02/03/2024	*	38:33	9-22	.409	4-12	.333	9-9	1.000	0	4	4	4.6	0	2	2	0	1	31	20.9	
Rutgers	02/06/2024	*	38:19	3-17	.176	2-4	.500	8-8	1.000	4	8	12	4.9	1	3	5	0	0	16	20.6	
at Ohio St.	02/10/2024	*	47:32	8-22	.364	4-8	.500	6-7	.857	1	6	7	5.0	3	4	3	0	1	26	20.9	
Iowa	02/14/2024	*	37:52	4-12	.333	0-2	.000	13-13	1.000	0	3	3	4.9	1	2	1	0	1	21	20.9	
Illinois	02/17/2024	*	37:40	8-23	.348	1-4	.250	11-11	1.000	2	7	9	5.1	3	6	1	0	1	28	21.2	
at Wisconsin	02/22/2024	*	38:33	6-17	.353	1-4	.250	7-7	1.000	0	2	2	5.0	1	3	2	0	1	20	21.1	
Rutgers	02/25/2024	*	38:58	2-9	.222	2-5	.400	6-10	.600	0	4	4	4.9	1	9	3	0	1	12	20.8	
at Northwestern	02/28/2024	*	36:48	6-14	.429	1-6	.167	11-12	.917	0	2	2	4.8	1	6	1	0	1	24	20.9	
Indiana	03/03/2024	*	34:19	8-18	.444	1-6	.167	5-5	1.000	0	5	5	4.8	0	4	2	0	0	22	20.9	
Totals			29	1040:47	183-453	.404	54-160	.338	187-206	.908	31	109	140	4.8	38	122	80	9	36	607	20.9

Player Averages

Games Played	Minutes/game	Points/game	FG Pct	3FG Pct	FT Pct	Rebounds/game	Assists/game	Turnovers/game	Assist/Turnover ratio	Steals/game	Blocks/game
29	35.9	20.9	40.4	33.8	90.8	4.8	4.2	2.8	1.5	1.2	0.3

▶ SEASON/CAREER HIGHS

	2023-24 SEASON	CAREER HIGHS
POINTS	37 at UCLA (12/22/23)	37 at UCLA (12/22/23)
REBOUNDS	11 vs. Nicholls (12/19/23)	12 at Marshall (2/19/22)
FG MADE	13 at UCLA (12/22/23)	13 at UCLA (12/22/23)
FG ATT.	24 at #10 Illinois (1/14/24)	24 at #10 Illinois (1/14/24)
3 FG MADE	4, 4x, last at Ohio St. (2/10/24)	4 (16x), last at Ohio St. (2/10/24)
3 FG ATT.	12 at Michigan St. (2/3/24)	12 at Michigan St. (2/3/24)
FT MADE	13 vs. Iowa (2/14/24)	13, 3x, last vs. Iowa (2/14/24)
FT ATT.	13 vs. Iowa (2/14/24)	16 at Florida Atlantic (1/23/21)
ASSISTS	9 at Rutgers (2/25/24)	9, 2x, last at Rutgers (2/25/24)
BLOCKS	2 vs. Mount St. Mary's (11/7/23)	3 vs. LA Tech (2/10/22)
STEALS	4 vs. UMBC (11/21/23)	6 vs. Nebraska (1/28/23)
MINUTES	47 at Ohio St. (2/10/24)	47 at Ohio St. (2/10/24)

▶ MISCELLANEOUS STATS

Category	Season	Career	Last Time
Double-Figure Scoring	28	134	22 vs. Indiana (3/3/24)
20-plus Points	18	59	22 vs. Indiana (3/3/24)
10-plus Rebounds	2	9	12 vs. Rutgers (2/6/24)
5-plus Rebounds	13	76	5 vs. Indiana (3/3/24)
5-plus Assists	11	37	6 vs. Northwestern (2/28/24)
3-plus Steals	1	16	4 vs. UMBC (11/21/23)
Double-Doubles	2	9	16 pts, 12 reb vs. Rutgers (2/6/24)

▶ CAREER STATS

SEASON	TEAM	Field Goals			3-Point		F-Throws		Rebounds				Scoring							
		GP-GS	MIN/AVG	FG-FGA	FG%	3FG-3FGA	3FG%	FT-FTA	FT%	OFF	DEF	TOT	AVG	PF-FO	A	TO	BLK	STL	PTS	AVG
2019-20	CLT	29-29	939/32.4	118-277	.426	47-126	.373	79-107	.738	16	135	151	5.2	34-0	82	54	10	45	362	12.5
2020-21	CLT	25-25	936/37.4	140-331	.423	45-133	.338	126-151	.834	19	104	123	4.9	22-0	63	61	7	26	451	18.0
2021-22	CLT	31-31	1111/35.8	210-449	.468	56-164	.341	132-148	.892	21	162	183	5.9	32-0	114	66	14	34	608	19.6
2022-23	MD	35-35	1095/31.3	184-443	.415	42-135	.311	143-172	.831	40	122	162	4.6	42-0	107	79	13	44	553	15.8
2023-24	MD	29-29	1041/35.9	183-453	.404	54-160	.338	187-206	.908	31	109	140	4.8	38-0	122	80	9	36	607	20.9
TOTAL FOR MD		64-64	2136/33.4	367-896	.410	96-295	.325	330-378	.873	71	231	302	4.7	80-0	229	159	22	80	1160	18.1
TOTAL		149-149	5122/34.4	835-1953	.428	244-718	.340	667-784	.851	127	632	759	5.1	168-0	488	340	53	185	2581	17.3



#2 JAHARI LONG

GUARD • 6-5 • 200 • SR. • HOUSTON, TX (EPISCOPAL/SETON HALL)

IG: JBOOQI / TW: JAHARI2_

JAH-HAR-EE



SCAN FOR FULL BIO

2023-24 SEASON:

- Finished with six points off the bench against Ohio State (2/10).
- Scored 11 points off the bench while tying career-high with three from beyond the arc against Nebraska. (1/27).
- Came off the bench and hit two three-pointers and picked up three assists against Iowa (1/24).
- Knocked down a career-high three three-pointers off the bench against Michigan State (1/21).
- Scored in double figures for the first time in career with 15 points adding four assists, three rebounds, and two steals against Coppin State (12/28).
- Scored eight points for the second consecutive game while adding four rebounds, three assist, and a steal against Nicholls (12/19).
- Tied season-high with eight points with four assists, four rebounds, and three steals against Alcorn State (12/12).
- Buried a three pointer for the Terps against Penn State (12/6).
- Came off the bench to score eight points while pulling down two rebounds and dishing out two assists against Indiana (12/1).
- Scored seven points and had three assists against Rider (11/28).
- Had four points and three assists off the bench against Villanova (11/17).
- Scored five points and had three steals and an assist against Davidson (11/10).
- Picked up five points and made two steals against Mount St. Mary's (11/7).

2022-23 SEASON:

- Reserve point guard who averaged 2.1 points and 0.7 rebounds per game.
- Averaged 9.9 minutes in 35 games played.
- Had 38 assists to just 18 turnovers while adding nine steals.
- Shot .400 from deep hitting 10-of-25 for the year.
- Tallied six points at Nebraska (2/19) bolstered by a 4-of-5 effort at the free throw line.
- In road win at Minnesota (2/4), had five points, four rebounds and four assists.
- Notched five points in home win over Nebraska (1/28).
- Scored seven points at Iowa (1/15).
- Scored a season-high nine points at Michigan (1/1)
- Scored eight points going perfect from the floor (2-of-2 FG, 1-1 3FG, 3-3 FT) against Saint Peter's (12/22)
- Scored six points while recording four assists in a victory over Saint Louis (11/19).
- Matched his career high with five points in a pair of wins over Niagara (11/7) and Western Carolina (11/10).

NOTABLES:

- Attended Episcopal High School for four years, playing under head coach Wayan Jones
- Named All-Private School by the Houston Chronicle, Dallas Morning News and VYPE
- Was a two-time finalist for the Guy V. Lewis Award, given to the top high school player in the city of Houston
- Three-time All-Southwest Preparatory Conference selection
- Helped lead Bellaire to a District championship in 2020.
- Full name is Jahari Akil Long
- Son of Marchanel Wilson and Jamaal Long
- Has four siblings
- Member of the Rytes Warriors, Gooz Elite and Texas Showcase summer and AAU club

▶ 2023-24 GAME-BY-GAME

Opponent	Date	GS	MIN	Total		3-Pointers		Free throws		Rebounds				PF	A	TO	BLK	STL	PTS	AVG	
				FG-FGA	PCT	3FG-3FGA	PCT	FT-FTA	PCT	OFF	DEF	TOT	AVG								
Mount St. Mary's vs Davidson	11/07/2023	15:13	2-5	.400	1-3	.333	0-0	.000	0	0	0	0	1	0	1	0	0	2	5	5.0	
vs UAB	11/12/2023	16:36	2-6	.333	1-5	.200	0-0	.000	0	2	2	1	0	2	1	2	0	0	3	5.0	
at Villanova	11/17/2023	18:43	1-2	.500	0-1	.000	2-2	1.000	1	0	1	1	0	3	0	0	1	4	4.8		
UMBC	11/21/2023	16:47	1-2	.500	0-1	.000	2-2	1.000	0	1	1	1	0	1	0	1	0	0	4	4.6	
South Alabama	11/25/2023	19:10	0-2	.000	0-2	.000	0-0	.000	0	1	1	1	0	1	0	0	0	1	0	3.8	
Rider	11/28/2023	11:35	3-6	.500	0-2	.000	1-3	.333	1	0	1	1	0	2	3	0	0	0	7	4.3	
at Indiana	12/01/2023	18:51	4-5	.800	0-1	.000	0-1	.000	0	2	2	1	0	2	1	0	0	0	8	4.8	
Penn St.	12/06/2023	10:02	1-4	.250	1-3	.333	1-2	.500	0	0	0	1	0	2	1	0	0	0	4	4.7	
Alcorn	12/19/2023	23:44	3-5	.600	2-4	.500	0-0	.000	1	3	4	1.3	2	4	1	0	0	3	8	5.0	
Nicholls	12/19/2023	23:30	2-7	.286	2-4	.500	2-2	1.000	0	4	4	1.5	2	3	0	1	1	1	8	5.3	
at UCLA	12/22/2023	17:51	0-3	.000	0-3	.000	1-1	.500	1	2	3	1.7	3	0	1	0	1	0	1	0	4.8
Coppin St.	12/28/2023	* 29:43	6-8	.750	2-3	.667	1-1	1.000	1	2	3	1.8	2	4	2	0	2	15	5.6		
Purdue	01/02/2024	23:00	1-4	.250	0-1	.000	0-0	.000	0	1	1	1.7	3	2	0	0	0	2	5.4		
at Illinois	01/14/2024	03:00	0-0	.000	0-0	.000	0-0	.000	0	0	0	0.0	0	1	1	0	0	0	0	5.0	
at Northwestern	01/17/2024	16:54	0-2	.000	0-1	.000	0-2	.000	0	1	1	1.6	2	3	1	1	0	0	0	4.7	
Michigan St.	01/21/2024	20:25	3-6	.500	3-4	.750	0-0	.000	0	1	1	1.5	2	0	0	0	0	0	9	4.9	
at Iowa	01/24/2024	24:47	2-4	.500	2-2	1.000	0-0	.000	0	0	0	1.4	1	3	3	0	0	0	6	5.0	
Nebraska	01/27/2024	18:28	4-5	.800	3-4	.750	0-0	.000	0	1	1	1.4	3	1	2	0	1	11	5.3		
at Michigan St.	02/03/2024	30:18	0-2	.000	0-2	.000	2-2	1.000	0	0	0	1.4	0	2	2	1	1	2	5.2		
Rutgers	02/06/2024	17:50	0-4	.000	0-3	.000	2-2	1.000	0	0	0	1.3	1	1	0	0	0	0	2	5.0	
at Ohio St.	02/10/2024	28:25	2-4	.500	0-0	.000	2-2	1.000	0	0	0	1.2	4	0	0	0	0	0	6	5.0	
Iowa	02/14/2024	* 11:57	0-0	.000	0-0	.000	0-0	.000	0	0	0	1.2	1	2	2	0	1	0	4.8		
Illinois	02/17/2024	12:25	2-6	.333	1-3	.333	0-1	.000	0	0	0	1.1	4	0	1	1	0	5	4.8		
at Wisconsin	02/20/2024	11:16	0-0	.000	0-0	.000	2-2	1.000	0	0	0	1.1	4	2	0	0	0	2	4.7		
at Rutgers	02/25/2024	07:44	0-1	.000	0-1	.000	0-0	.000	1	0	1	1.1	0	1	0	0	0	0	0	4.5	
Northwestern	02/28/2024	13:04	0-2	.000	0-1	.000	0-0	.000	1	0	1	1.1	0	0	0	0	0	0	0	4.4	
Indiana	03/03/2024	* 28:18	4-6	.667	2-3	.667	2-2	1.000	0	1	1	1.1	3	1	2	0	1	12	4.6		
Totals			3	518:33	44-105	.419	20-58	.345	22-29	.759	8	22	30	1.1	54	40	26	4	18	130	4.6

Player Averages

Games Played	Minutes/game	Points/game	FG Pct	3FG Pct	FT Pct	Rebounds/game	Assists/game	Turnovers/game	Assist/Turnover ratio	Steals/game	Blocks/game
28	18.5	4.6	41.9	34.5	75.9	1.1	1.4	0.9	1.5	0.6	0.1

▶ SEASON/CAREER HIGHS


	2023-24 SEASON	CAREER HIGHS
POINTS	15 vs. Coppin St. (12/28/23)	15 vs. Coppin St. (12/28/23)
REBOUNDS	4, 2x, last vs. Nicholls (12/19/23)	4, 4x, last vs. Nicholls (12/19/23)
FG MADE	6 vs. Coppin St. (12/28/23)	6 vs. Coppin St. (12/28/23)
FG ATT.	8 vs. Coppin St. (12/28/23)	8 vs. Coppin St. (12/28/23)
3 FG MADE	3, 2x, last vs. Nebraska (1/27/24)	3 vs. Michigan State (1/21/24)
3 FG ATT.	5 vs. UAB (11/12/23)	5 vs. UAB (11/12/23)
FT MADE	3 vs. Davidson (11/10/23)	4 at DePaul (1/9/21)
FT ATT.	3, 2x, last vs. Rider (11/28/23)	4, 2x, last vs. Saint Louis (11/19/22)
ASSISTS	4, 2x, last vs. Coppin St. (12/28/23)	6 vs. Fairleigh Dickinson (11/10/21)
BLOCKS	1, 3x, last vs. #14 Illinois (2/17/24)	1, 4x, last vs. #14 Illinois (2/17/24)
STEALS	3, 2x, last vs. Alcorn State (12/12/23)	3, 2x, last vs. Alcorn State (12/12/23)
MINUTES	30, 2x, last at Michigan St. (2/3/24)	30, 2x, last at Michigan St. (2/3/24)

▶ MISCELLANEOUS STATS

Category	Season	Career	Last Time
Double-Figure Scoring	3	3	12 vs. Indiana (3/3/24)
20-plus Points	-	-	-
10-plus Rebounds	-	-	-
5-plus Rebounds	-	-	-
5-plus Assists	1	6	6 vs. Fairleigh Dickinson (11/10/21)
3-plus Steals	2	2	3 vs. Alcorn State (12/12/23)
Double-Doubles	-	-	-

▶ CAREER STATS

SEASON	TEAM	GP-GS	MIN/AVG	Field Goals		3-Point		F-Throws		Rebounds				Scoring						
				FG-FGA	FG%	3FG-3FGA	3FG%	FT-FTA	FT%	OFF	DEF	TOT	AVG	PF-FO	A	TO	BLK	STL	PTS	AVG
2020-21	SHU	19-0	129/6.8	6-19	.316	2-8	.250	5-5	1.000	1	10	11	0.6	5-0	6	13	0	2	19	1.0
2021-22	SHU	5-2	62/12.5	1-7	.143	1-5	.200	1-3	.333	2	3	5	1.0	5-0	11	5	0	2	4	0.8
2022-23	MD	35-0	345/9.9	26-64	.406	10-25	.400	13-21	.619	7	18	25	0.7	36-0	38	18	1	9	75	2.1
2023-24	MD	28-3	519/18.5	44-105	.419	20-58	.345	22-29	.759	8	22	30	1.1	54-0	40	26	4	18	130	4.6
TOTAL FOR MD		63-3	864/13.7	70-169	.414	30-83	.361	35-50	.700	15	40	55	0.9	90-0	78	44	5	27	205	3.3
TOTAL		87-5	1055/12.1	77-195	.395	33-96	.344	41-58	.707	18	53	71	0.8	100-0	95	62	5	31	228	2.6



#4 BRADEN PIERCE

CENTER • 7-0 • 230 • FR. • WOODSTOCK, GA (IMG ACADEMY)

📷 BRADENPIERCEE / 🐦 BRADENPIERCEE24



SCAN FOR FULL BIO

▶ 2023-24 GAME-BY-GAME

2023-24 SEASON:

- Will redshirt the 2023-24 season.

BEFORE COLLEGE:

- Was chosen to play in the prestigious 50th Annual Hoop Culture Capital Classic in April 2023
- Played the 2022-23 season at IMG Academy as part of their post-graduate national team
- Averaged a double-double along with four blocks per game
- A three-star prospect by 247sports.com as well as On3.com
- Played at River Ridge High School as well as on the AAU circuit with the Atlanta Xpress before taking his postgraduate year at IMG Academy
- Was a First Team All-Region selection as well as Second Team All-State honoree after averaging 15 points, 12 rebounds and six blocks.
- Played baseball as well
- In addition to Maryland, was also recruited by Missouri, Vanderbilt, Pitt, N.C. State, and Rutgers

PERSONAL:

- Son of Ashleigh and Brit
- Has one sister, Ansley
- Major is undecided

▶ SEASON/CAREER HIGHS

	2023-24 SEASON	CAREER HIGHS
POINTS	-	-
REBOUNDS	-	-
FG MADE	-	-
FG ATT.	-	-
3 FG MADE	-	-
3 FG ATT.	-	-
FT MADE	-	-
FT ATT.	-	-
ASSISTS	-	-
BLOCKS	-	-
STEALS	-	-

▶ MISCELLANEOUS STATS

Category	Season	Career	Last Time
Double-Figure Scoring	-	-	-
20-plus Points	-	-	-
10-plus Rebounds	-	-	-
10-plus Assists	-	-	-
5 3FG Games	-	-	-
Double-Doubles	-	-	-

▶ CAREER STATS



#5 DeSHAWN HARRIS-SMITH

GUARD • 6-5 • 215 • FR. • WOODBRIDGE, VA (PAUL VI CATHOLIC)

📷 THATDOGDESHAWN / 🐦 DCINC000

👤 DAY-SHAWN



SCAN FOR FULL BIO

2023-24 SEASON:

- Tied season-high with eight rebounds, while scoring three points and dishing out three assists on the road against Ohio State (2/10).
- Scored nine points shooting 4-6 from the field and dished out two assists against Nebraska (1/27).
- Scored five points while grabbing eight boards with 2 assists and a steal against Illinois (1/14).
- Had fifth career double figure game with 10 points and added five rebounds, and three assists against Michigan (1/11).
- Picked up seven points with four assists, three rebounds, and a steal against Minnesota (1/7).
- Scored eight points with six rebounds, five assists, and a pair of steals against Coppin State (12/28).
- Put in nine points with six rebounds, two assist, and a steal against UCLA (12/22).
- Scored 12 points and buried three from distance with five assists, three steals, a rebound, and a block against Alcorn State (12/12).
- Tied career-high with eight rebounds while scoring seven points, dishing four assists, and a steal against Penn State (12/6).
- Picked up nine points while grabbing three rebounds, an assist, and a steal against Indiana (12/1).
- Scored nine points with six rebounds, four assists, and three steals against Rider (11/28).
- Had 12 points with eight rebounds and two assists against UMBC (11/21).
- Scored in double figures with 13 points with grabbed six rebounds and had two assists against UAB (11/12).
- Scored eight points with five rebounds and an assist against Davidson (11/10).
- Finished in double figures in Maryland debut with 12 points with four rebounds, two assists, one block, and a pair of steals vs. Mount St. Mary's (11/7).
- The sixth Terrapin freshman to score in double-figures in their debut since and the first since Jalen Smith in 2018.
- Became first Maryland freshman to start in a season opener since Jalen Smith and Andrew Wiggins in 2018.

BEFORE COLLEGE:

- Selected as one of 35 players nationally to take part in the USA Basketball Under-19 Men's National Team Training Camp.
- Played in the Iverson All-American Game.
- Collected a number of individual honors after a standout year at Paul VI High School – Virginia Gatorade Player of the Year, Naismith High School All-American, WCAC Player of the Year, All-MET Player of the Year, VISAA Player of the Year, and Max Preps Virginia Player of the Year.
- Four-star recruit ranked No. 26 nationally and as the top prospect out of Virginia.
- As a senior, averaged 17.8 points, 8.0 rebounds, 7.0 assists, and 2.6 steals per game.
- Led Paul VI to the VISAA Division I State Championship and the WCAC Tournament final.
- Known for his toughness with the ability to play through heavy contact and ultra-competitiveness.
- As a junior was also named the Virginia Independent Schools Athletic Association Division I State Player of the Year after averaging 14.4 points, 7.8 rebounds, 4.5 assists and 2.2 steals.
- Played on the AAU circuit with Team Takeover where he was named first-team all-tournament at Peach Jam after averaging 12.3 points, 8.0 rebounds, and 3.6 assists.

PERSONAL:

- Son of Ericka Smith and Darius Harris.
- Has three siblings: Darius, Dominique, and Kyree.

▶ 2023-24 GAME-BY-GAME

Opponent	Date	GS	MIN	Total		3-Pointers		Free throws		Rebounds				PF	A	TO	BLK	STL	PTS	AVG	
				FG-FGA	PCT	3FG-3FGA	PCT	FT-FTA	PCT	OFF	DEF	TOT	AVG								
Mount St. Mary's	11/07/2023	*	27:38	4-6	.667	0-2	.000	4-6	.667	1	3	4	4.0	1	2	2	1	2	12	12.0	
vs Davidson	11/10/2023	*	25:47	2-9	.222	0-3	.000	4-4	1.000	2	3	5	4.5	4	1	2	0	2	8	10.0	
vs UAB	11/12/2023	*	28:33	4-12	.333	1-4	.250	4-4	1.000	5	1	6	5.0	3	2	3	0	1	13	11.0	
at Villanova	11/17/2023	*	30:24	1-6	.167	0-1	.000	0-2	.000	0	2	2	4.3	0	2	0	1	1	2	8.8	
UMBC	11/21/2023	*	28:33	5-9	.556	0-3	.000	2-8	.250	2	6	8	5.0	2	2	0	1	1	12	9.4	
South Alabama	11/25/2023	*	31:12	0-5	.000	0-5	.000	0-2	.000	0	5	5	5.0	3	5	4	0	1	0	7.8	
Rider	11/28/2023	*	24:21	4-8	.500	0-1	.000	1-5	.200	2	4	6	5.1	2	4	2	0	3	9	8.0	
at Indiana	12/01/2023	*	35:46	4-9	.444	1-2	.500	0-0	.000	1	2	3	4.9	4	1	1	0	1	9	8.1	
Penn St.	12/06/2023	*	35:51	2-6	.333	0-1	.000	3-5	.600	4	4	8	5.2	4	4	2	0	1	7	8.0	
Alcorn	12/12/2023	*	26:53	3-6	.500	3-4	.750	3-4	.750	0	1	1	4.8	1	5	1	1	3	12	8.4	
Nicholls	12/19/2023	*	21:57	2-8	.250	0-3	.000	0-0	.000	0	3	3	4.6	2	2	2	0	0	4	8.0	
at UCLA	12/22/2023	*	34:15	2-5	.400	1-3	.333	4-4	1.000	0	6	6	4.8	2	2	3	0	1	9	8.1	
Coppin St.	12/28/2023	*	27:28	2-8	.250	1-3	.333	3-6	.500	3	3	6	4.8	1	5	3	0	2	8	8.1	
Purdue	01/02/2024	*	20:39	1-7	.143	0-3	.000	0-0	.000	1	1	2	4.6	1	0	2	0	0	2	7.6	
at Minnesota	01/07/2024	*	29:59	1-5	.200	0-0	.000	5-5	1.000	1	2	3	4.5	1	4	1	0	1	7	7.6	
Michigan	01/11/2024	*	34:23	4-10	.400	0-4	.000	2-2	1.000	0	5	5	4.6	3	3	0	0	0	10	7.8	
at Northwestern	01/14/2024	*	28:28	2-6	.333	1-5	.200	0-2	.000	3	5	8	4.8	4	2	2	1	0	5	7.6	
at Illinois	01/17/2024	*	27:50	0-2	.000	0-1	.000	0-0	.000	0	4	4	4.7	5	0	1	0	0	0	7.2	
Michigan St.	01/21/2024	*	31:37	2-7	.286	0-4	.000	1-1	1.000	0	5	5	4.7	3	1	4	0	0	5	7.1	
at Iowa	01/24/2024	*	25:41	2-4	.500	0-0	.000	2-2	1.000	0	2	2	4.6	4	0	0	0	0	6	7.0	
Nebraska	01/27/2024	*	26:05	4-6	.667	1-2	.500	0-0	.000	0	1	1	4.4	2	2	2	0	0	9	7.1	
at Michigan St.	02/03/2024	*	24:22	0-3	.000	0-2	.000	0-0	.000	0	1	1	4.3	2	0	2	0	1	0	6.8	
Rutgers	02/06/2024	*	23:51	1-3	.333	0-0	.000	0-0	.000	2	3	5	4.3	4	1	1	0	1	2	6.6	
at Ohio St.	02/10/2024	*	41:29	1-5	.200	1-4	.250	0-0	.000	1	7	8	4.5	1	3	2	0	1	3	6.4	
Iowa	02/14/2024	*	31:52	7-10	.700	2-3	.667	1-2	.500	3	3	6	4.5	3	3	0	0	0	17	6.8	
Illinois	02/17/2024	*	35:11	4-11	.364	0-4	.000	0-1	.000	2	2	4	4.5	5	1	0	0	2	8	6.9	
at Wisconsin	02/20/2024	*	32:21	2-6	.333	0-1	.000	4-6	.667	1	1	2	4.4	4	0	2	0	1	8	6.9	
at Rutgers	02/25/2024	*	34:49	3-9	.333	0-4	.000	1-1	1.000	0	3	3	4.4	1	3	3	0	1	7	6.9	
Northwestern	02/28/2024	*	36:01	6-12	.500	1-5	.200	1-2	.500	0	5	5	4.4	4	0	0	0	0	14	7.2	
Indiana	03/03/2024	*	18:49	2-6	.333	0-2	.000	0-0	.000	0	2	2	4.3	3	2	0	0	2	4	7.1	
Totals			27	882:05	77-209	.368	13-79	.165	45-74	.608	34	95	129	4.3	79	62	53	4	29	21.2	7.1

Player Averages

Games Played	Minutes/game	Points/game	FG Pct	3FG Pct	FT Pct	Rebounds/game	Assists/game	Turnovers/game	Assist/Turnover ratio	Steals/game	Blocks/game
30	29.4	7.1	36.8	16.5	60.8	4.3	2.1	1.8	1.2	1.0	0.1

▶ SEASON/CAREER HIGHS

	2023-24 SEASON	CAREER HIGHS
POINTS	17 vs. Iowa (2/14/24)	Same
REBOUNDS	8, 4x, last at Ohio St. (2/10/24)	Same
FG MADE	7 vs. Iowa (2/14/24)	Same
FG ATT.	12, 2x, last vs. Northwestern (2/28/24)	Same
3 FG MADE	3 vs. Alcorn State (12/12/23)	Same
3 FG ATT.	5, 3x, last vs. Northwestern (2/28/24)	Same
FT MADE	5 at Minnesota (1/7/24)	Same
FT ATT.	8 vs. UMBC (11/21/23)	Same
ASSISTS	5, 3x, last vs. Coppin St. (12/28/23)	Same
BLOCKS	1, 4x, last at #10 Illinois (1/14/24)	Same
STEALS	3, 2x, last vs. Alcorn State (12/12/23)	Same
MINUTES	41 at Ohio St. (2/10/24)	Same

▶ MISCELLANEOUS STATS

Category	Season	Career	Last Time
Double-Figure Scoring	7	7	14 vs. Northwestern (2/28/24)
20-plus Points	-	-	-
10-plus Rebounds	-	-	-
5-plus Assists	3	3	5 vs. Coppin St. (12/28/23)
3-plus Steals	2	2	3 vs. Alcorn State (12/12/23)
Double-Doubles	-	-	-

▶ CAREER STATS

SEASON	TEAM	GP-GS	MIN/AVG	Field Goals		3-Point		F-Throws		Rebounds				Scoring						
				FG-FGA	FG%	3FG-3FGA	3FG%	FT-FTA	FT%	OFF	DEF	TOT	AVG	PF-FO	A	TO	BLK	STL	PTS	AVG
2023-24	MD	30-27	882/29.4	77-209	.368	13-79	.165	45-74	.608	34	95	129	4.3	79-2	62	53	4	29	212	7.1
TOTAL		30-27	882/29.4	77-209	.368	13-79	.165	45-74	.608	34	95	129	4.3	79-2	62	53	4	29	212	7.1



#10 JULIAN REESE

FORWARD • 6-9 • 230 • JR. • BALTIMORE, MD (ST. FRANCES ACADEMY)

SHIFTY_JU / REESE10JULIAN

- ★ 2023-24 KARL MALONE WATCH LIST
- ★ 2023-24 ALL-BIG TEN PRESEASON TEAM
- ★ 2023 ALL-BIG TEN HONORABLE MENTION



SCAN FOR FULL BIO

2023-24 SEASON:

- Tallied 19th career double-double and 12th of the season with 13 points and 13 rebounds against Ohio State (2/10).
- Recorded 18th career double-double and 11th of the season with 19 points and 12 rebounds against Rutgers (2/6).
- Picked up 10th double-double of the season finishing with 15 points, 16 rebounds, and three steals against Nebraska (1/27).
- Finished in double figures for the sixth consecutive game and 16th time during the season with 17 points with nine rebounds and a team-high five blocks against Iowa (1/24).
- Posted ninth double-double of the season with 10 points and 12 rebounds while blocking three shots against Michigan State (1/21).
- Scored in double figures for the 14th time during the season with 10 points and added nine rebounds, two assists, and a steal against Northwestern (1/17).
- Had third 20-point game and eighth double-double of the season with 20 points and 11 rebounds on the road against Illinois (1/14).
- His 20-point performance against Illinois allowed him to reach the 800-point mark in his career.
- Recorded seventh double-double of the season and 14th of his career with 14 point, 13 rebounds performance with five blocks, three steals, and two assists against Michigan (1/11).
- Scored in double figures for the 11th time during the season with 14 points, with nine rebounds, three blocks, one steal, and one assist against Minnesota (1/7).
- Had his sixth double-double of the season with 18 points and 10 rebounds with three blocks against Coppin State (12/28).
- Pulled down double-digit rebounds for the sixth time during the season with 13, while scoring nine points with a block and a steal against Nicholls (12/19).
- Scored in double figures for the ninth time during the season with a 15 point, seven rebound performance against Alcorn State (12/12).
- Scored 24 points and grabbed 15 rebounds for his 12th career double-double and fifth of his career against Penn State (12/6).
- His 24 point, 15 rebound performance gave him his fourth career 20-point, 10-rebound game of his career.
- Hit double figures for the seventh time during the season and 36th time in his career with 14 points while grabbing eight rebounds and picking up two steals and an assist against Indiana (12/1).
- Had his third-straight double-double and 11th of his career with 22 points and 12 rebounds, while tying his career-high in blocks with four for the second straight game against Rider (11/28).
- Scored 19 points and grabbed 15 rebounds for tenth career double-double, while tying career high with four blocks against South Alabama (11/25).
- Secured ninth career double-double with 15 points and 13 rebounds against UMBC (11/21).
- Had 10 points, six rebounds, and two blocks against Villanova (11/17).
- Picked up eighth career double-double with 16 points and 11 rebounds against Davidson (11/10).
- Scored a team leading 18 points while pulling down eight rebounds and blocked two shots against Mount St. Mary's (11/7).

2022-23 SEASON:

- 2023 All-Big Ten Honorable Mention.
- Posted the third-best single-season field goal percentage (.632) in program history.
- Developed into one of the top big men in the league averaging 11.4 points, second on the team, while leading the Terps with 7.2 rebounds per game; Started 33 of 34 games played missing just one due to injury; Shot .632 from the field (158-250); Led the team in blocked shots (42) while adding 34 assists and 27 steals.

NOTABLES:

- A consensus four-star recruit across all national recruiting outlets
- Ranked the 44th overall player, 10th at his position and No. 1 in Maryland by 247Sports
- Ranked the 49th overall player and 15th at his position via ESPN
- Attended St. Frances Academy in Baltimore
- Received BCL Defensive Player of the Year honors
- Honorable Mention All-BCL honors
- The son of Angel Reese
- Sister, also named Angel, is currently a member of the LSU women's basketball team after beginning her career at Maryland and was the No. 2 overall recruit in the Class of 2020
- Nickname is "JuJu"

CAREER STATS

SEASON	TEAM	GP-GS	MIN/AVG	Field Goals		3-Point		F-Throws		Rebounds				Scoring						
				FG-FGA	FG%	3FG-3FGA	3FG%	FT-FTA	FT%	OFF	DEF	TOT	AVG	PF-FO	A	TO	BLK	STL	PTS	AVG
2021-22	MD	32-1	563/17.6	67-147	.456	7-23	.304	41-51	.804	69	73	142	4.4	84-4	13	39	23	14	182	5.7
2022-23	MD	34-33	919/27.0	158-250	.632	0-0	.000	73-137	.533	90	155	245	7.2	112-3	34	65	42	27	389	11.4
2023-24	MD	30-30	964/32.1	149-275	.542	0-0	.000	119-210	.567	96	196	292	9.7	89-3	36	72	56	31	417	13.9
TOTAL		96-64	2446/25.5	374-672	.557	7-23	.304	233-398	.585	255	424	679	7.1	285-10	83	176	121	72	988	10.3

2023-24 GAME-BY-GAME

Opponent	Date	GS	MIN	Total		3-Pointers		Free throws		Rebounds		PF	A	TO	BLK	STL	PTS	AVG			
				FG-FGA	PCT	3FG-3FGA	PCT	FT-FTA	PCT	OFF	DEF								TOT	AVG	
Mount St. Mary's	11/07/2023	*	22:44	8-11	.727	0-0	.000	2-7	.286	3	5	8	8.0	4	0	4	2	0	18	18.0	
vs Davidson	11/10/2023	*	34:56	7-12	.583	0-0	.000	2-5	.400	5	6	11	9.5	2	1	2	2	0	16	17.0	
vs UAB	11/12/2023	*	27:46	1-4	.250	0-0	.000	3-4	.750	1	3	4	7.7	5	0	2	2	0	5	13.0	
at Villanova	11/17/2023	*	30:10	2-8	.250	0-0	.000	6-8	.750	2	4	6	7.3	3	1	2	2	0	10	12.3	
UMBC	11/21/2023	*	25:42	5-10	.500	0-0	.000	5-8	.625	4	9	13	8.4	2	1	1	2	1	15	12.8	
South Alabama	11/25/2023	*	33:07	7-8	.875	0-0	.000	5-7	.714	7	8	15	9.5	2	1	2	4	1	19	13.8	
Rider	11/28/2023	*	28:02	4-7	.571	0-0	.000	14-17	.824	3	9	12	9.9	3	1	0	4	3	22	15.0	
at Indiana	12/01/2023	*	31:44	5-11	.455	0-0	.000	4-6	.667	1	7	8	9.6	4	1	1	0	2	14	14.9	
Penn St.	12/06/2023	*	41:51	7-11	.636	0-0	.000	10-15	.667	6	9	15	10.2	2	2	2	0	1	24	15.9	
Alcorn	12/12/2023	*	29:09	3-7	.429	0-0	.000	9-12	.750	2	5	7	9.9	1	2	0	1	1	15	15.8	
Nicholls	12/19/2023	*	34:36	3-13	.231	0-0	.000	3-11	.273	6	7	13	10.2	2	0	1	6	1	9	15.2	
at UCLA	12/22/2023	*	22:22	0-2	.000	0-0	.000	1-6	.167	0	4	4	9.7	5	0	2	1	1	1	14.0	
Coppin St.	12/28/2023	*	24:39	9-13	.692	0-0	.000	0-3	.000	3	7	10	9.7	1	0	2	3	0	18	14.3	
Purdue	01/02/2024	*	34:19	0-4	.000	0-0	.000	0-0	.000	2	5	7	9.5	4	2	1	1	2	0	13.3	
at Minnesota	01/07/2024	*	28:16	5-9	.556	0-0	.000	4-7	.571	4	5	9	9.5	5	1	3	3	1	14	13.3	
Michigan	01/11/2024	*	37:51	5-8	.625	0-0	.000	4-8	.500	4	9	13	9.7	3	2	4	5	3	14	13.4	
at Illinois	01/14/2024	*	34:05	8-16	.500	0-0	.000	4-7	.571	2	8	11	9.8	1	2	1	1	2	20	13.8	
at Northwestern	01/17/2024	*	36:45	4-8	.500	0-0	.000	2-5	.400	1	9	9	9.7	4	2	6	0	1	10	13.6	
Michigan St.	01/21/2024	*	33:32	4-7	.571	0-0	.000	2-3	.667	6	6	12	9.8	2	2	3	3	1	10	13.4	
at Iowa	01/24/2024	*	37:45	6-9	.667	0-0	.000	5-8	.625	5	4	9	9.8	3	1	2	5	1	17	13.6	
Nebraska	01/27/2024	*	32:25	5-11	.455	0-0	.000	5-8	.625	3	13	16	10.1	1	1	1	1	1	15	13.6	
at Michigan St.	02/03/2024	*	13:52	0-2	.000	0-0	.000	2-2	1.000	1	1	2	9.7	4	3	2	0	0	2	13.1	
Rutgers	02/06/2024	*	33:22	8-10	.800	0-0	.000	3-9	.333	5	7	12	9.8	2	1	5	1	0	19	13.3	
at Ohio St.	02/09/2024	*	49:09	4-15	.267	0-0	.000	5-11	.455	4	9	13	10.0	4	2	4	1	1	13	13.3	
Iowa	02/14/2024	*	37:59	7-10	.700	0-0	.000	2-6	.333	4	9	13	10.1	2	2	1	1	1	16	13.4	
Illinois	02/17/2024	*	37:58	6-8	.750	0-0	.000	6-7	.857	1	10	11	10.1	4	1	2	0	0	18	13.6	
at Wisconsin	02/20/2024	*	36:23	7-12	.583	0-0	.000	4-7	.571	1	6	7	10.0	3	1	3	2	0	18	13.8	
at Rutgers	02/25/2024	*	30:03	8-11	.727	0-0	.000	4-6	.667	3	6	9	9.4	0	5	2	0	0	20	14.0	
Northwestern	02/28/2024	*	25:40	5-8	.625	0-0	.000	2-6	.333	2	3	5	9.7	4	0	4	1	0	12	13.9	
Indiana	03/03/2024	*	37:35	6-10	.600	0-0	.000	1-1	1.000	5	6	11	9.7	3	3	4	0	2	13	13.9	
Totals			30	963:46	149-275	.542	0-0	.000	119-210	.567	96	196	292	9.7	89	36	72	56	31	417	13.9

Player Averages

Games Played	Minutes/game	Points/game	FG Pct	3FG Pct	FT Pct	Rebounds/game	Assists/game	Turnovers/game	Assist/Turnover ratio	Steals/game	Blocks/game
30	32.1	13.9	54.2	0.0	56.7	9.7	1.2	2.4	0.5	1.0	1.9

SEASON/CAREER HIGHS

	2023-24 SEASON	CAREER HIGHS
POINTS	24 vs. Penn State (12/6/23)	24, 2x, last vs. Penn State (12/6/23)
REBOUNDS	16 vs. Nebraska (1/27/24)	16, 2x, last vs. Nebraska (1/27/24)
FG MADE	9 vs. Coppin St. (12/28/23)	10 vs. Coppin State (11/25/22)
FG ATT.	16 at #10 Illinois (1/14/24)	16 at #10 Illinois (1/14/24)
3 FG MADE	-	2 (2x), last vs. #17 Illinois (1/21/22)
3 FG ATT.	-	3 vs. #17 Illinois (1/21/22)
FT MADE	14 vs. Rider (11/28/23)	14 vs. Rider (11/28/23)
FT ATT.	17 vs. Rider (11/28/23)	17 vs. Rider (11/28/23)
ASSISTS	3, 2x, last vs. Indiana (3/3/24)	3, 5x, last at Michigan St. (2/3/24)
BLOCKS	6 vs. Nicholls (12/19/23)	6 vs. Nicholls (12/19/23)
STEALS	3, 3x, last vs. Nebraska (1/27/24)	3, 5x, last vs. Nebraska (1/27/24)
MINUTES	49 at Ohio St. (2/10/24)	49 at Ohio St. (2/10/24)

MISCELLANEOUS STATS

Category	Season	Career	Last Time
Double-Figure Scoring	25	54	13 vs. Indiana (3/3/24)
20-plus Points	4	6	20 at Rutgers (2/25/24)
10-plus Rebounds	16	23	11 vs. Indiana (3/3/24)
5-plus Rebounds	27	72	11 vs. Indiana (3/3/24)
3-plus Blocks	4	14	5 at Iowa (1/24/24)
5-plus Assists	-	1	3 vs. Hofstra (11/19/21)
3-plus Steals	3	4	3 vs. Nebraska (1/27/24)
Double-Doubles	15	22	13 pts, 11 reb vs. Indiana (3/3/24)



#11 NOAH BATCHELOR

GUARD/FORWARD • 6-6 • 185 • SO. • FREDERICK, MD (GLENELG COUNTRY SCHOOL/IMG ACADEMY)

NOAHBATCHELORR / NOAH_BATCHELOR



SCAN FOR FULL BIO

2023-24 SEASON:

- Came off the bench and buried a three against Illinois (1/14).
- Knocked down a three and grabbed a rebound against Coppin State (12/28).
- Went a perfect 2-2 from behind the arc against Alcorn State (12/12).
- Came off the bench and buried two three-pointers against Rider (11/28).
- Came off the bench and scored three points against UMBC (11/21).
- Played 12 minutes off the bench and scored four points against Villanova (11/17).
- Made first start of the season against UAB (11/12).
- Scored six points and grabbed three rebounds against Davidson (11/10).
- Scored three points and pulled down one rebound against Mount St. Mary's (11/7).

2022-23 SEASON:

- Played in 22 games with one start as a true freshman.
- Averaged 1.6 points and 1.2 rebounds with six assists and two steals.
- Made his collegiate debut against Niagara (11/7) hitting his first career triple.
- Made his first collegiate start at Rutgers (1/5).
- Scored a season-high six points against No. 16 UCLA (12/14).
- Played a season-high 22 minutes at Michigan (1/1) where he had a season-high five rebounds. Scored three points and had four rebounds at Louisville (11/29).
- Played 14 minutes and scored four points in a victory over Binghamton (11/15).
- Appeared as a reserve against Western Carolina (11/10) where he was 1-for-3 from deep.

NOTABLES:

- First player signed by head coach Kevin Willard at Maryland
- Ranked as high the No. 22 small forward prospect in the nation by Rivals in 2021
- Played at powerhouse IMG Academy in Bradenton, Florida in 2021-22 after playing at Glenelg Country School in Ellicott City and St. Maria Goretti Catholic High School in Hagerstown prior to that
- Participated in two USA Basketball camps and played for coach Eddie Green with Team Thrill on the Under Armour circuit in the spring and summer of 2021
- After playing his freshman season at St. Maria Goretti, was named first-team All-Howard County after the 2019-20 season averaging a team-high 13.5 points per game in the highly-competitive Maryland Interscholastic Athletic Association of Maryland A Conference
- Made 62 three-point field goals that season and had 20-or-more points on six occasions
- In a big win over Archbishop Spaulding, made six three-pointers and hit a buzzer-beater to send the game into overtime while eventually leading his team to victory.

2023-24 GAME-BY-GAME

Opponent	Date	GS	MIN	Total		3-Pointers		Free throws		Rebounds				PF	A	TO	BLK	STL	PTS	AVG
				FG-FGA	PCT	3FG-3FGA	PCT	FT-FTA	PCT	OFF	DEF	TOT	AVG							
Mount St. Mary's	11/07/2023		11:17	0-2	.000	0-2	.000	3-3	1.000	1	0	1	1.0	0	0	0	0	0	3	3.0
vs Davidson	11/10/2023	*	19:40	2-7	.286	2-7	.286	0-0	.000	0	3	3	2.0	3	0	0	0	0	6	4.5
vs UAB	11/12/2023		11:23	0-2	.000	0-2	.000	0-0	.000	0	1	1	1.7	0	0	3	0	0	0	3.0
at Villanova	11/17/2023		12:11	1-2	.500	0-1	.000	2-2	1.000	0	0	0	1.3	0	0	1	0	0	4	3.3
UMBC	11/21/2023		06:13	1-2	.500	1-2	.500	0-0	.000	0	0	0	1.0	1	0	1	0	0	3	3.2
South Alabama	11/25/2023		05:24	0-0	.000	0-0	.000	0-0	.000	0	0	0	0.8	2	0	0	0	0	0	2.7
Rider	11/28/2023		10:24	2-4	.500	2-4	.500	0-0	.000	0	0	0	0.7	0	0	0	0	0	6	3.1
at Indiana	12/01/2023		01:20	0-0	.000	0-0	.000	0-0	.000	0	0	0	0.6	0	0	0	0	1	0	2.8
Penn St.	12/06/2023		01:55	0-0	.000	0-0	.000	0-0	.000	0	0	0	0.6	0	0	0	0	0	0	2.4
Alcorn	12/12/2023		05:40	2-2	1.000	2-2	1.000	0-0	.000	0	0	0	0.5	0	0	0	0	0	6	2.8
at UCLA	12/22/2023		06:43	0-1	.000	0-0	.000	0-0	.000	0	0	0	0.5	1	0	0	0	0	0	2.5
Coppin St.	12/28/2023		09:39	1-3	.333	1-3	.333	0-0	.000	0	1	1	0.5	0	0	1	0	0	3	2.6
Purdue	01/02/2024		03:57	0-1	.000	0-1	.000	0-0	.000	0	0	0	0.5	0	0	0	0	0	0	2.4
at Minnesota	01/07/2024		08:20	0-1	.000	0-1	.000	0-0	.000	0	0	0	0.4	0	0	0	0	0	0	2.2
Michigan	01/11/2024		04:05	0-0	.000	0-0	.000	0-0	.000	0	0	0	0.4	1	0	0	0	0	0	2.1
at Illinois	01/14/2024		06:45	1-1	1.000	1-1	1.000	0-0	.000	0	0	0	0.4	1	0	0	0	0	3	2.1
at Northwestern	01/17/2024		11:31	0-1	.000	0-1	.000	0-0	.000	0	0	0	0.5	2	0	1	0	0	0	2.0
Michigan St.	01/21/2024		01:55	0-0	.000	0-0	.000	0-0	.000	0	0	0	0.3	0	0	0	0	0	0	1.9
at Iowa	01/24/2024		03:57	0-1	.000	0-1	.000	0-0	.000	0	0	0	0.3	0	0	0	0	0	0	1.8
Nebraska	01/27/2024		02:01	0-1	.000	0-0	.000	0-0	.000	0	0	0	0.3	0	0	0	0	0	0	1.7
at Ohio St.	02/10/2024		05:15	0-1	.000	0-1	.000	0-0	.000	0	0	0	0.3	0	0	0	0	0	0	1.6
at Rutgers	02/25/2024		02:27	0-0	.000	0-0	.000	0-0	.000	0	0	0	0.3	0	0	0	0	0	0	1.5
Northwestern	02/28/2024		04:44	0-0	.000	0-0	.000	0-0	.000	0	0	0	0.3	1	0	0	0	0	0	1.5
Totals		1	156:45	10-32	.313	9-29	.310	5-5	1.000	1	5	6	0.3	12	0	7	1	0	34	1.5

Player Averages

Games Played	Minutes/game	Points/game	FG Pct	3FG Pct	FT Pct	Rebounds/game	Assists/game	Turnovers/game	Assist/Turnover ratio	Steals/game	Blocks/game
23	6.8	1.5	31.3	31.0	100.0	0.3	0.0	0.3	0.0	0.0	0.0

SEASON/CAREER HIGHS

	2023-24 SEASON	CAREER HIGHS
POINTS	6, 3x, last vs. Alcorn State (12/12/23)	6, 4x, last vs. Alcorn State (12/12/23)
REBOUNDS	3 vs. Davidson (11/10/23)	5 at Michigan (1/1/23)
FG MADE	2, 2x, last vs. Rider (11/28/23)	2, 3x, last vs. Rider (11/28/23)
FG ATT.	7 vs. Davidson (11/10/23)	7 vs. Davidson (11/10/23)
3 FG MADE	2, 3x, last vs. Alcorn State (11/10/23)	2, 3x, last vs. Alcorn State (12/12/23)
3 FG ATT.	7 vs. Davidson (11/10/23)	7 vs. Davidson (11/10/23)
FT MADE	3 vs. Mount St. Mary's (11/7/23)	3 vs. Mount St. Mary's (11/7/23)
FT ATT.	3 vs. Mount St. Mary's (11/7/23)	5 at Michigan (1/1/23)
ASSISTS	-	2, 2x, last at Michigan (1/1/23)
BLOCKS	1 at Indiana (12/1/23)	1, 3x, last at Indiana (12/1/23)
STEALS	-	1, 2x, last at Michigan (1/1/23)
MINUTES	20 vs. Davidson (11/10/23)	21 at Michigan (1/1/23)

MISCELLANEOUS STATS

Category	Season	Career	Last Time
Double-Figure Scoring			
20-plus Points			
10-plus Rebounds			
5-plus Rebounds	1	1	5 at Michigan (1/1/23)
5-plus Assists			
3-plus Steals			
Double-Doubles			

CAREER STATS

SEASON	TEAM	GP-GS	MIN/AVG	Field Goals		3-Point		F-Throws		Rebounds				Scoring						
				FG-FGA	FG%	3FG-3FGA	3FG%	FT-FTA	FT%	OFF	DEF	TOT	AVG	PF-FO	A	TO	BLK	STL	PTS	AVG
2022-23	MD	22-1	148/6.7	10-36	.278	8-31	.258	7-12	.583	2	24	26	1.2	15-0	6	8	2	2	35	1.6
2023-24	MD	23-1	157/6.8	10-32	.313	9-29	.310	5-5	1.000	1	5	6	0.3	12-0	0	7	1	0	34	1.5
TOTAL		45-2	305/6.8	20-68	.294	17-60	.283	12-17	.706	3	29	32	0.7	27-0	6	15	3	2	69	1.5



#12 JAMIE KAISER, JR.

FORWARD • 6-6 • 205 • FR. • BURKE, VA (IMG ACADEMY)

IG JAMIE_KAISER / TW J_KAISER53

KAI-ZER



SCAN FOR FULL BIO

▶ 2023-24 GAME-BY-GAME

Opponent	Date	GS	MIN	Total		3-Pointers		Free throws		Rebounds				PF	A	TO	BLK	STL	PTS	AVG
				FG-FGA	PCT	3FG-3FGA	PCT	FT-FTA	PCT	OFF	DEF	TOT	AVG							
Mount St. Mary's	11/07/2023		14:20	2-4	.500	1-2	.500	0-0	.000	2	0	2	2.0	4	0	1	0	0	5	5.0
vs Davidson	11/10/2023		11:07	0-3	.000	0-3	.000	0-0	.000	0	1	1	1.5	0	0	0	0	0	0	2.5
vs UAB	11/12/2023		22:10	3-7	.429	1-4	.250	0-0	.000	1	0	1	1.3	1	0	0	0	1	7	4.0
at Villanova	11/17/2023	*	17:37	0-4	.000	0-4	.000	0-0	.000	0	0	0	1.0	3	0	0	0	1	0	3.0
UMBC	11/21/2023		12:26	3-10	.300	1-5	.200	1-2	.500	0	2	2	1.2	1	0	0	0	3	8	4.0
South Alabama	11/25/2023		15:14	0-5	.000	0-5	.000	0-0	.000	1	2	3	1.5	1	0	1	0	0	0	3.3
Rider	11/28/2023		18:01	2-3	.667	2-3	.667	0-0	.000	0	0	0	1.3	0	0	1	0	0	6	3.7
at Indiana	12/01/2023		19:23	0-4	.000	0-2	.000	0-0	.000	4	2	6	1.9	4	1	1	0	2	0	3.3
Penn St.	12/06/2023		27:23	2-8	.250	2-7	.286	4-4	1.000	2	1	3	2.0	5	0	1	0	4	10	4.0
Alcorn	12/12/2023		22:26	3-8	.375	3-7	.429	3-5	.600	1	4	5	2.3	1	1	0	0	0	12	4.8
Nicholls	12/19/2023		21:54	1-4	.250	1-3	.333	0-0	.000	1	1	2	2.3	1	1	0	0	0	3	4.6
at UCLA	12/22/2023		12:05	0-1	.000	0-0	.000	0-0	.000	0	0	0	2.1	2	0	0	0	0	0	4.3
Coppin St.	12/28/2023		20:07	0-6	.000	0-5	.000	2-2	1.000	1	1	2	2.1	0	0	0	0	3	2	4.1
Purdue	01/02/2024		21:40	2-8	.250	2-6	.333	0-0	.000	1	1	2	2.1	2	0	1	1	0	6	4.2
at Minnesota	01/07/2024		21:26	2-6	.333	1-3	.333	2-2	1.000	0	1	1	2.0	5	0	1	0	2	7	4.4
Michigan	01/11/2024		31:24	2-8	.250	2-6	.333	0-0	.000	2	4	6	2.3	2	0	2	0	0	6	4.5
at Illinois	01/14/2024		20:50	0-2	.000	0-2	.000	0-0	.000	1	5	6	2.5	4	0	0	0	0	0	4.2
at Northwestern	01/17/2024		09:16	0-1	.000	0-1	.000	0-0	.000	1	0	1	2.4	0	1	0	0	0	0	4.0
Michigan St.	01/21/2024		10:57	0-2	.000	0-2	.000	0-0	.000	0	2	2	2.4	0	0	1	0	0	0	3.8
at Iowa	01/24/2024		19:29	0-4	.000	0-3	.000	0-2	.000	1	3	4	2.5	1	0	0	0	2	0	3.6
Nebraska	01/27/2024		17:50	4-7	.571	4-5	.800	2-2	1.000	0	1	1	2.4	0	1	0	1	1	14	4.1
at Michigan St.	02/03/2024		11:09	0-1	.000	0-1	.000	0-0	.000	0	1	1	2.3	0	0	0	0	0	0	3.9
Rutgers	02/06/2024		26:22	0-5	.000	0-4	.000	2-2	1.000	1	1	2	2.3	2	0	2	0	3	2	3.8
at Ohio St.	02/10/2024	*	10:25	0-0	.000	0-0	.000	0-0	.000	0	0	0	2.2	3	1	0	0	0	0	3.7
Iowa	02/14/2024		28:22	1-6	.167	1-5	.200	6-6	1.000	0	1	1	2.2	0	1	1	0	1	9	3.9
Illinois	02/17/2024	*	29:10	1-3	.333	1-2	.500	1-2	.500	1	1	2	2.2	5	0	1	0	0	4	3.9
at Wisconsin	02/20/2024		18:52	3-5	.600	2-2	1.000	0-0	.000	1	0	1	2.1	2	0	0	0	1	8	4.0
at Rutgers	02/25/2024		19:37	1-4	.250	0-2	.000	0-0	.000	1	2	3	2.1	1	0	1	0	2	2	4.0
Northwestern	02/28/2024		19:50	1-6	.167	0-5	.000	1-2	.500	1	1	2	2.1	2	0	0	0	0	3	3.9
Indiana	03/03/2024		14:10	1-2	.500	1-2	.500	0-0	.000	1	0	1	2.1	2	0	0	0	0	3	3.9
Totals			3 565:01	34-137	.248	25-101	.248	24-31	.774	25	38	63	2.1	54	7	15	2	26	117	3.9

▶ Player Averages

Games Played	Minutes/game	Points/game	FG Pct	3FG Pct	FT Pct	Rebounds/game	Assists/game	Turnovers/game	Assist/Turnover ratio	Steals/game	Blocks/game
30	18.8	3.9	24.8	24.8	77.4	2.1	0.2	0.5	0.5	0.9	0.1

2023-24 SEASON:

- Scored a career high 14 points on 4-5 shooting from three against Nebraska (1/27).
- Buried a couple of threes and pulled down six rebounds against Michigan (1/11).
- Scored seven points and picked up two steals off the bench against Minnesota (1/7).
- Knocked down a pair of threes while pulling down two rebounds and blocked a shot against Purdue (1/2).
- Scored in double figures for the second consecutive game scoring 12 points with five rebounds and an assist against Alcorn State (12/12).
- Had first career double figure game with 10 points and set a career high with four steals and pulled down three rebounds against Penn State (12/6).
- His four steals are the most for a Maryland freshman since Aaron Wiggins against Delaware (11/6/18) and the most for a freshman in a Big Ten game since Justin Jackson had six at Iowa (11/9/17).
- Came off the bench and scored six points against Rider (11/28).
- Scored eight points and had three steals against UMBC (11/21).
- Picked up seven points with a rebound and a steal against UAB (11/12).
- Scored five points and grabbed two rebounds in Maryland debut against Mount St. Mary's (11/7).

BEFORE COLLEGE:

- Selected to the prestigious 50th Annual Hoop Culture Capital Classic.
- Led IMG to the Geico High School National Championship Tournament.
- Four-star recruit who ranked as the No. 4 recruit overall in Virginia and as high as No. 48 nationally by 247sports.com.
- Ranked as the No. 2 recruit from Virginia by ESPN and 65th among their top-100 recruits.
- Chose Maryland over Indiana and Virginia.
- New World 3SSB Adidas Champion.
- In 2021-22, played at Bishop Ireton in Alexandria, VA, where he averaged 20.7 points and seven rebounds before playing his final season at IMG Academy.
- Averaged 28 points and 10 rebounds as a sophomore and 16 points, 5 rebounds as a freshman.
- One of the top shooters in the country.
- Also played football where he received offers from Power 5 programs.
- First Terp since Anthony Cowan, Jr., to commit to Maryland from the Washington Catholic Athletic Conference.
- Played for New World AAU program.
- Life-long Maryland fan who has attended games since childhood.

PERSONAL:

- Son of Jamie, Sr., and Patricia.
- Has one sibling, Gina.
- Father played football at Slippery Rock University.
- Intends to major in business.

▶ SEASON/CAREER HIGHS

	2023-24 SEASON	CAREER HIGHS
POINTS	14 vs. Nebraska (1/27/24)	Same
REBOUNDS	6, 3x, last at #10 Illinois (1/14/24)	Same
FG MADE	4 vs. Nebraska (1/27/24)	Same
FG ATT.	10 vs. UMBC (11/21/23)	Same
3 FG MADE	4 vs. Nebraska (1/27/24)	Same
3 FG ATT.	7, 2x, last vs. Alcorn State (12/12/23)	Same
FT MADE	6 vs. Iowa (2/14/24)	Same
FT ATT.	6 vs. Iowa (2/14/24)	Same
ASSISTS	1, 7x, last vs. Iowa (2/14/24)	Same
BLOCKS	1, 2x, last vs. Nebraska (1/27/24)	Same
STEALS	4 vs. Penn State (12/6/23)	Same
MINUTES	31 vs. Michigan (1/11/24)	Same

▶ MISCELLANEOUS STATS

Category	Season	Career	Last Time
Double-Figure Scoring	3	3	14 vs. Nebraska (1/27/24)
20-plus Points	-	-	-
10-plus Rebounds	-	-	-
10-plus Assists	-	-	-
5 3FG Games	-	-	-
Double-Doubles	-	-	-

▶ CAREER STATS

SEASON	TEAM	GP-GS	MIN/AVG	Field Goals		3-Point		F-Throws		Rebounds				Scoring						
				FG-FGA	FG%	3FG-3FGA	3FG%	FT-FTA	FT%	OFF	DEF	TOT	AVG	PF-FO	A	TO	BLK	STL	PTS	AVG
2023-24	MD	30-3	565/18.8	34-137	.248	25-101	.248	24-31	.774	25	38	63	2.1	54-3	7	15	2	26	117	3.9
TOTAL		30-3	565/18.8	34-137	.248	25-101	.248	24-31	.774	25	38	63	2.1	54-3	7	15	2	26	117	3.9



#13 CHANCE STEPHENS

GUARD • 6-3 • 185 • SO. • RIVERSIDE, CA (RIVERSIDE POLYTECHNIC/LOYOLA MARYMOUNT)

📷 CHANCE_THE_SNIPER / 🐦 SNIPERSTEPHENS3



SCAN FOR FULL BIO

▶ 2023-24 GAME-BY-GAME

2022-23 SEASON (AT LOYOLA MARYMOUNT):

- Played in 28 of 31 games, including making four starts as a true freshman.
- Scored 167 points and averaged 6.0 points per game.
- Third on the team with 49 made threes and fourth on the team at 37.4 percent shooting from deep.
- 49 of 52 made shots came from three-point range.
- LMU went 7-0 in games when Stephens scored in double digits.
- Hit a team-high seven threes and season-high 23 points in LMU's Jamaica Classic Championship game win over Wake Forest (11/20/22), leading to Tournament MVP and WCC Freshman of the Week honors.
- Hit five threes and 17 points in LMU's win over San Diego (1/14/23).

BEFORE COLLEGE:

- Played four seasons of basketball at Riverside Poly.
- Three-time all-conference selection.
- All-CIF selection as a senior.

PERSONAL:

- Native of Riverside, Calif.
- Son of Benjamin and Latwanas Denise Stephens.
- Has four siblings, Kennedy, Kaden, and Chloe.

▶ **SEASON/CAREER HIGHS**

	2022-23 SEASON	CAREER HIGHS
POINTS	23 vs. Wake Forest (11/20/22)	Same
REBOUNDS	4 vs. Life Pacific (11/7/22)	Same
FG MADE	7 vs. Wake Forest (11/20/22)	Same
FG ATT.	12 vs. Life Pacific (11/7/22)	Same
3 FG MADE	7 vs. Wake Forest (11/20/22)	Same
3 FG ATT.	12 vs. Life Pacific (11/7/22)	Same
FT MADE	4 vs. Bellarmine (11/25/22)	Same
FT ATT.	5 vs. Bellarmine (11/25/22)	Same
ASSISTS	2, 2x, last vs. Morgan State (11/23/22)	Same
BLOCKS	-	-
STEALS	1, 2x, last vs. Bellarmine (11/25/22)	Same
MINUTES	23 vs. Wake Forest (11/20/22)	Same

▶ **MISCELLANEOUS STATS**

Category	Season	Career	Last Time
Double-Figure Scoring	7	7	12 vs. Pepperdine (1/28/23)
20-plus Points	1	1	23 vs. Wake Forest (11/20/22)
10-plus Rebounds	-	-	-
5-plus Rebounds	-	-	-
5-plus Assists	-	-	-
3-plus Steals	-	-	-
Double-Doubles	-	-	-

▶ **CAREER STATS**

SEASON	TEAM	GP-GS	MIN/AVG	Field Goals		3-Point		F-Throws		Rebounds				Scoring							
				FG-FGA	FG%	3FG-3FGA	3FG%	FT-FTA	FT%	OFF	DEF	TOT	AVG	PF-FO	A	TO	BLK	STL	PTS	AVG	
2022-23	LMU	28-4	483/17.3	52-145	.359	49-131	.374	14-19	.737	2	27	29	1.0	37-0	13	18	0	2	167	6.0	
TOTAL FOR MD		0-0	0/0.0	0-0	.000	0-0	.000	0-0	.000	0	0	0	0.0	0-0	0	0	0	0	0	0	0.0
TOTAL		28-4	483/17.3	52-145	.359	49-131	.374	14-19	.737	2	27	29	1.0	37-0	13	18	0	2	167	6.0	



#14 MADY TRAORE

FORWARD • 6-11 • 195 • SO. • PARIS, FRANCE (BELIEVE PREP (S.C.) / NEW MEXICO STATE)

THESSNAKE_ / MADYTRAORE08

MAD-EE TRA-OR-EH



SCAN FOR FULL BIO

▶ 2023-24 GAME-BY-GAME

Opponent	Date	GS	MIN	Total		3-Pointers		Free throws		Rebounds				PF	A	TO	BLK	STL	PTS	AVG	
				FG-FGA	PCT	3FG-3FGA	PCT	FT-FTA	PCT	OFF	DEF	TOT	AVG								
Mount St. Mary's	11/07/2023		09:49	0-1	.000	0-1	.000	0-0	.000	0	0	0	0.0	0	0	0	1	0	0	0.0	
UMBC	11/21/2023		13:54	1-1	1.000	0-0	.000	0-0	.000	0	1	1	0.5	0	1	0	0	0	0	2	1.0
Rider	11/28/2023		09:38	1-2	.500	0-0	.000	0-0	.000	0	0	0	0.3	2	0	0	0	0	0	2	1.3
at Indiana	12/01/2023		00:46	0-0	.000	0-0	.000	0-0	.000	0	0	0	0.3	0	0	1	0	0	0	0	1.0
at UCLA	12/22/2023		07:39	0-2	.000	0-1	.000	0-0	.000	1	1	2	0.6	2	0	0	0	0	0	0	0.8
Coppin St.	12/28/2023		05:16	0-2	.000	0-0	.000	0-0	.000	1	1	2	0.8	1	0	0	0	0	0	0	0.7
Nebraska	01/27/2024		01:37	0-1	.000	0-0	.000	0-0	.000	0	0	0	0.7	1	0	0	0	0	0	0	0.6
at Ohio St.	02/10/2024	*	19:44	4-6	.667	0-0	.000	0-0	.000	3	2	5	1.3	2	0	0	0	0	0	8	1.5
Iowa	02/14/2024	*	10:01	1-4	.250	0-2	.000	0-0	.000	0	1	1	1.2	2	0	1	1	1	1	2	1.6
Illinois	02/17/2024	*	12:18	0-0	.000	0-0	.000	0-0	.000	1	0	1	1.2	0	0	0	0	0	0	0	1.4
Totals			3	90:43	7-19	.368	0-4	.000	0-0	.000	6	6	12	1.2	10	1	2	2	1	14	1.4

▶ Player Averages

Games Played	Minutes/game	Points/game	FG Pct	3FG Pct	FT Pct	Rebounds/game	Assists/game	Turnovers/game	Assist/Turnover ratio	Steals/game	Blocks/game
10	9.1	1.4	36.8	0.0	0.0	1.2	0.1	0.2	0.5	0.1	0.2

2023-24 SEASON:

- Made first career start, posting career-highs with eight points and five rebounds against Ohio State (2/10).
- Played eight minutes off the bench and grabbed two rebounds against UCLA (12/22).
- Came off the bench and scored two points against Rider (11/28).
- Scored first points as a Terp with two points and picked up an assist against UMBC (11/21).
- Blocked a shot in Maryland debut against Mount St. Mary's (11/7).

2022-23 SEASON (AT NEW MEXICO STATE):

- Officially joined the Aggies in January 2023
- Played in seven games with one start averaging 1.4 points and 0.4 rebounds per game
- Played just 51 minutes total going 4-of-7 from the field (.571)
- Made first collegiate appearance against Stephen F. Austin (1/4) where he scored five points and had two rebounds in 11 minutes
- Earned first career start at Southern Utah (1/19).

BEFORE COLLEGE:

- Originally from Paris, France; moved to Cumberland, Maryland, where he attended both the Bishop Walsh School and National Christian Academy in Washington, D.C.
- Then attended Believe Prep in Rock Hill, S.C., before beginning his collegiate career at NMSU
- Was heavily recruited with offers from N.C. State, Arizona State, Florida, Kansas, Auburn, Oregon, and USC among others
- Was a three-star recruit in the class of 2022 who was a Top 150 prospect, including the No. 6 overall in the state of Maryland, according to 247sports

▶ SEASON/CAREER HIGHS

	2023-24 SEASON	CAREER HIGHS
POINTS	8 at Ohio St. (2/10/24)	8 at Ohio St. (2/10/24)
REBOUNDS	5 at Ohio St. (2/10/24)	5 at Ohio St. (2/10/24)
FG MADE	4 at Ohio St. (2/10/24)	4 at Ohio St. (2/10/24)
FG ATT.	6 at Ohio St. (2/10/24)	6 at Ohio St. (2/10/24)
3 FG MADE	-	1 at Stephen F. Austin (1/4/23)
3 FG ATT.	2 vs. Iowa (2/14/24)	2 vs. Iowa (2/14/24)
FT MADE	-	1 at Southern Utah (1/19/23)
FT ATT.	-	3 at Stephen F. Austin (1/4/23)
ASSISTS	1 vs. UMBC (11/21/23)	1 vs. UMBC (11/21/23)
BLOCKS	1, 2x, last vs. Iowa (2/14/24)	1, 3x, last vs. Iowa (2/14/24)
STEALS	1 vs. Iowa (2/14/24)	1 vs. Iowa (2/14/24)
MINUTES	20 at Ohio St. (2/10/24)	20 at Ohio St. (2/10/24)

▶ MISCELLANEOUS STATS

Category	Season	Career	Last Time
Double-Figure Scoring	-	-	-
20-plus Points	-	-	-
10-plus Rebounds	-	-	-
5-plus Rebounds	1	1	5 at Ohio St. (2/10/24)
5-plus Assists	-	-	-
3-plus Steals	-	-	-
Double-Doubles	-	-	-


▶ CAREER STATS

SEASON	TEAM	GP-GS	MIN/AVG	Field Goals		3-Point		F-Throws		Rebounds				Scoring						
				FG-FGA	FG%	3FG-3FGA	3FG%	FT-FTA	FT%	OFF	DEF	TOT	AVG	PF-FO	A	TO	BLK	STL	PTS	AVG
2022-23	NMSU	7-1	51/7.3	4-7	.571	1-3	.333	1-5	.200	2	1	3	0.4	11-0	0	0	1	0	10	1.4
2023-24	MD	10-3	91/9.1	7-19	.368	0-4	.000	0-0	.000	6	6	12	1.2	10-0	1	2	2	1	14	1.4
TOTAL FOR MD		10-3	91/9.1	7-19	.368	0-4	.000	0-0	.000	6	6	12	1.2	10-0	1	2	2	1	14	1.4
TOTAL		17-4	142/8.3	11-26	.423	1-7	.143	1-5	.200	8	7	15	0.9	21-0	1	2	3	1	24	1.4



#22 JORDAN GERONIMO

GUARD/FORWARD • 6-6 • 225 • SR. • NEWARK, NJ (ST. PAUL'S SCHOOL (N.H.) / INDIANA)
 @ JORDANGERONIMO22 / JORDANGERONIMO2



2023-24 SEASON:

- Blocked three shots for the fifth time during the season while scoring six points and pulling down six rebounds on the road against Michigan State (2/3).
- Tied season-high with three blocks while scoring six points and grabbing three rebounds against Iowa (1/24).
- Scored in double figures for the fourth time this season with 12 points, seven rebounds, and three blocks against Northwestern (1/17).
- Had nine points with four boards and three blocks against Illinois (1/14).
- Scored nine points with six rebounds and a block against Purdue (1/2).
- Finished with eight points, seven rebounds, three blocks, and an assist against Coppin State (12/28).
- Dropped nine points to go along with two blocks, two rebound, and an assist against Nicholls (12/19).
- Scored in double figures for the third time during the season with 12 points and two blocks against Alcorn State (12/12).
- Scored four points to go along with four rebounds and two steals against Penn State (12/6).
- Scored in double figures for the second-straight game with 15 points and went a perfect 6-6 from the field against Rider (11/28).
- Scored in double figures for the first time as a Terp with 14 points and had six rebounds and three assists against South Alabama (11/25).
- Picked up nine points and grabbed eight boards in a start against UMBC (11/21).
- Made second start and scored four points with three rebounds and an assist against Davidson (11/10).
- Made start in Maryland debut while scoring 2 points and grabbing five rebounds against Mount St. Mary's (11/7).

2022-23 SEASON (AT INDIANA):

- Played in 27 games with six starts averaging 4.2 points and 2.4 rebounds per game.
- Notched second career double-double with 12 points, 11 rebounds, and one block against No. 18/18 Wisconsin (Jan. 14).
- Scored 13 points to go along with eight rebounds and three blocks at No. RV/23 Illinois (Jan. 19).

BEFORE COLLEGE:

- A 2020 graduate of St. Paul's School in Concord, N.H.
- Named that state's Gatorade Player of the Year.
- Ranked No. 90 by Rivals.com and No. 96 by 247Sports and ESPN.com.
- Has a 7-foot wingspan.
- Averaged 18.0 points, 9.0 rebounds, 2.0 assists, 2.0 steals and 2.0 blocks per game as a senior.
- Two-time Lakes Region League All-Star and was a 2020 All-New England Class A honoree.
- Averaged 14.2 points per game as a junior while shooting 52% on two-pointers and 38% from three-point range while adding 8.0 rebounds, 3.0 blocks, 2.0 assists and 2.0 steals per contest.
- Coached by Maxwell Gordon.
- Played AAU ball for Mass Rivals and coach Vin Pastore where they advanced to the Adidas Gauntlet finals.
- Averaged 9.1 points per game and shot 56% from the field and 36.4% from behind the 3-point line.

PERSONAL:

- Born December 5, 2001.
- Son of Jose and Dawn Geronimo.
- His mother Dawn (Royster) was a standout basketball player at North Carolina.

CAREER STATS

SEASON	TEAM	GP-GS	MIN/AVG	Field Goals		3-Point		F-Throws		Rebounds				Scoring						
				FG-FGA	FG%	3FG-3FGA	3FG%	FT-FTA	FT%	OFF	DEF	TOT	AVG	PF-FO	A	TO	BLK	STL	PTS	AVG
2020-21	IND	21-0	168/8.0	19-37	.514	4-10	.400	5-18	.278	12	25	37	1.8	22-0	5	10	2	6	47	2.2
2021-22	IND	34-0	426/12.5	57-110	.518	9-29	.310	25-44	.568	42	79	121	3.6	49-0	9	31	24	9	148	4.4
2022-23	IND	27-6	335/12.4	46-84	.548	5-19	.263	16-26	.615	22	44	66	2.4	49-1	8	17	23	13	113	4.2
2023-24	MD	28-25	664/23.7	58-130	.446	8-44	.182	35-50	.700	51	60	111	4.0	77-3	14	30	32	25	159	5.7
TOTAL FOR MD	28-25	664/23.7	58-130	.446	8-44	.182	35-50	.700	51	60	111	4.0	77-3	14	30	32	25	159	5.7	
TOTAL	110-31	1593/14.5	180-361	.499	26-102	.255	81-138	.587	127	208	335	3.0	197-4	36	88	81	53	467	4.2	

2023-24 GAME-BY-GAME

Opponent	Date	GS	MIN	Total		3-Pointers		Free throws		Rebounds			PF	A	TO	BLK	STL	PTS	AVG		
				FG-FGA	PCT	3FG-3FGA	PCT	FT-FTA	PCT	OFF	DEF	TOT								AVG	
Mount St. Mary's	11/07/2023	*	17:12	1-1	1.000	0-0	.000	0-1	.000	2	3	5	5.0	3	0	2	0	0	2	2.0	
vs Davidson	11/10/2023	*	17:04	1-2	.500	0-1	.000	2-4	.500	2	1	3	4.0	0	1	3	2	2	4	3.0	
vs UAB	11/12/2023	*	21:51	1-1	1.000	0-0	.000	2-4	.500	0	1	1	3.0	1	0	0	1	1	4	3.3	
at Villanova	11/17/2023	*	14:26	1-9	.111	0-5	.000	0-0	.000	3	2	5	3.5	3	0	0	0	0	2	3.0	
UMBC	11/21/2023	*	18:46	2-3	.667	1-1	1.000	4-4	1.000	2	6	8	4.4	5	1	1	1	1	9	4.2	
South Alabama	11/25/2023	*	28:35	5-8	.625	0-0	.000	4-5	.800	3	3	6	4.7	3	3	3	0	2	14	5.8	
Rider	11/28/2023	*	22:53	6-6	1.000	0-0	.000	3-5	.600	0	1	1	4.1	3	1	1	0	2	15	7.1	
at Indiana	12/01/2023	*	27:27	0-5	.000	0-3	.000	0-1	.000	2	2	4	4.1	3	0	3	1	2	0	6.3	
Penn St.	12/06/2023	*	36:14	2-8	.250	0-3	.000	0-0	.000	2	2	4	4.1	4	0	1	2	0	4	6.0	
Alcorn	12/12/2023	*	21:26	4-6	.667	0-1	.000	4-5	.800	0	0	0	3.7	2	0	0	2	0	12	6.6	
Nicholls	12/19/2023	*	26:17	4-7	.571	0-3	.000	1-2	.500	2	0	2	3.5	5	1	0	2	1	9	6.8	
at UCLA	12/22/2023	*	25:30	1-4	.250	1-4	.250	2-2	1.000	1	1	2	3.4	5	1	0	0	1	5	6.7	
Coppin St.	12/28/2023	*	25:43	2-4	.500	0-1	.000	4-4	1.000	3	4	7	3.7	3	1	1	3	0	8	6.8	
Purdue	01/02/2024	*	22:41	3-10	.300	0-2	.000	3-4	.750	4	2	6	3.9	0	0	0	1	0	9	6.9	
at Minnesota	01/07/2024	*	15:48	0-0	.000	0-0	.000	0-0	.000	0	2	2	3.7	2	1	0	1	0	0	6.5	
Michigan	01/11/2024	*	17:47	0-1	.000	0-1	.000	0-0	.000	0	1	1	3.6	1	1	1	0	0	0	6.1	
at Illinois	01/14/2024	*	29:52	4-7	.571	1-2	.500	0-0	.000	3	1	4	3.6	3	0	1	3	0	9	6.2	
at Northwestern	01/17/2024	*	33:33	5-6	.833	2-3	.667	0-0	.000	1	1	6	3.8	2	0	1	3	0	12	6.6	
Michigan St.	01/21/2024	*	25:03	0-5	.000	0-2	.000	0-0	.000	1	2	3	3.7	4	0	1	1	2	0	6.2	
at Iowa	01/24/2024	*	15:32	2-3	.667	0-0	.000	0-0	.000	1	2	3	3.7	4	0	3	1	4	6.1		
Nebraska	01/27/2024	*	33:31	1-7	.143	1-3	.333	0-0	.000	5	3	8	3.9	3	0	0	2	3	3	6.0	
at Michigan St.	02/03/2024	*	35:03	3-6	.500	0-1	.000	0-0	.000	5	1	6	4.0	4	1	0	3	1	6	6.0	
Rutgers	02/06/2024	*	25:54	1-4	.250	0-2	.000	0-0	.000	0	0	0	3.8	2	0	1	1	0	2	5.8	
Iowa	02/14/2024	*	07:10	1-2	.500	0-1	.000	0-0	.000	0	1	1	3.7	1	0	0	0	1	2	5.6	
at Wisconsin	02/20/2024	*	17:59	1-3	.333	0-2	.000	0-0	.000	1	4	5	3.8	4	0	2	0	1	2	5.5	
at Rutgers	02/25/2024	*	28:56	3-6	.500	1-1	1.000	4-7	.571	6	5	11	4.0	4	1	2	0	1	11	5.7	
Northwestern	02/28/2024	*	19:17	0-1	.000	0-1	.000	2-2	1.000	2	3	5	4.1	2	1	1	0	0	2	5.6	
Indiana	03/03/2024	*	32:21	4-5	.800	1-1	1.000	0-0	.000	0	1	1	4.0	1	2	0	0	3	9	5.7	
Totals			25	663:52	58-130	.446	8-44	.182	35-50	.700	51	60	111	4.0	77	14	30	32	25	159	5.7

Player Averages

Games Played	Minutes/game	Points/game	FG Pct	3FG Pct	FT Pct	Rebounds/game	Assists/game	Turnovers/game	Assist/Turnover ratio	Steals/game	Blocks/game
28	23.7	5.7	44.6	18.2	70.0	4.0	0.5	1.1	0.5	0.9	1.1

SEASON/CAREER HIGHS

	2023-24 SEASON	CAREER HIGHS
POINTS	15 vs. Rider (11/28/23)	15, 2x, last vs. Rider (11/28/23)
REBOUNDS	11 at Rutgers (2/25/24)	13 vs. Merrimack (12/12/21)
FG MADE	6 vs. Rider (11/28/23)	7 vs. Wyoming (3/15/22)
FG ATT.	10 vs. #1 Purdue (1/2/24)	11 vs. Wyoming (3/15/22)
3 FG MADE	2 at Northwestern (1/17/24)	2, 2x, last at Northwestern (1/17/24)
3 FG ATT.	5 at #21 Villanova (11/17/23)	4 vs. Wyoming (3/15/22)
FT MADE	4, 5x, last at Rutgers (2/25/24)	5, 2x, last at Rutgers (2/25/24)
FT ATT.	7 at Rutgers (2/25/24)	8, 2x, last vs. Kennesaw State (12/23/22)
ASSISTS	3 vs. South Alabama (11/25/23)	3, 2x, last vs. South Alabama (11/25/23)
BLOCKS	3, 5x, last at Michigan St. (2/3/24)	5 vs. Miami (OH) (11/20/22)
STEALS	3, 2x, last vs. Indiana (3/3/24)	3, 2x, last vs. Indiana (3/3/24)
MINUTES	36 vs. Penn State (12/6/23)	36 vs. Penn State (12/6/23)

MISCELLANEOUS STATS

Category	Season	Career	Last Time
Double-Figure Scoring	5	14	11 at Rutgers (2/25/24)
20-plus Points	-	-	-
10-plus Rebounds	1	3	11 at Rutgers (2/25/24)
5-plus Rebounds	10	25	5 vs. Northwestern (2/28/24)
5-plus Assists	-	-	-
3-plus Steals	2	2	3 vs. Indiana (3/3/24)
Double-Doubles	1	3	11 pts, 11 reb at Rutgers (2/25/24)



#24 DONTA SCOTT

FORWARD • 6-8 • 205 • 5TH YEAR • PHILADELPHIA, PA (IMHOTEP CHARTER)

IG DONTA_4

- ★ 2022-23 ALL-BIG TEN HONORABLE MENTION
- ★ 2022-23 KARL MALONE AWARD WATCH LIST
- ★ 2021-22 KARL MALONE AWARD WATCH LIST

DON-TAY



SCAN FOR FULL BIO

2023-24 SEASON:

- Scored 19 points to pass Nik Caner-Medley for 14th all-time in career points with 1,592 and pulled down seven rebounds on the road against Ohio State (2/10).
- Started his 137th career game, becoming the all-time leader in career starts in program history while scoring eight points to become No. 15 on the Maryland scoring list at home against Rutgers (2/6).
- Finished with a double-double with 13 points and 10 rebounds, while tying Steve Blake with his 136th career start on the road against Michigan State (2/3).
- Had nine points, five assists, and four rebounds against Nebraska, becoming the fifth player in program history with 1,500 career points and 800 career rebounds (1/27).
- Had third-straight game of hitting two or more three-pointers in 14 point, two rebound, and two assist performance against Iowa (1/24).
- Passed Al Bunge for No. 9 in program history in career rebounds with 797, while scoring 16 points and blocking two shots against Michigan State (1/21).
- Buried three three-pointers to become the No. 7 in program history while finishing with 11 points, two rebounds, and an assist against Northwestern (1/17).
- Reached the 1,500 career point threshold with nine points and pulled down five boards against Illinois (1/14).
- Scored 22 points and knocked down four threes to pass Steve Blake for No. 9 in program history with 184 career made three pointers and grabbed four rebounds to pass Ekene Ibekwe for No. 11 in career rebounds with 785 against Michigan (1/11).
- Moved to No. 19 in all-time scoring with a 14-point performance on the road against Minnesota while also moving into the top-10 in program history in career three-pointers made (1/7).
- Scored eight points to pass Eric Ayala for No. 20 in career points in program history, while also grabbing seven rebounds with three steals against Purdue (1/2).
- Set the Maryland record by playing in his 142nd career game while scoring 12 points with four assists and two rebounds against Coppin State (12/28).
- Scored 17 points while pulling down six rebounds and blocking a shot against UCLA (12/22).
- His 17 points allowed him to become No. 21 all-time in scoring in Maryland history.
- Moved to No. 22 all-time in scoring in program history with 15 points and also grabbed seven rebounds against Nicholls (12/19).
- Grabbed 10 rebounds to give pass the legendary Len Bias for No. 12 all-time in program history against Penn State (12/6).
- Played his 138th career game as a Terp to put him sixth all-time in program history. Also started his 123rd career game which ranks as the sixth-most in program history.
- Scored 19 points grabbed seven boards against South Alabama (11/25).
- Played in his 135th career game as a Terp and tied Adrian Bowie (2007-11) for 10th all-time in Maryland history.
- Started his 120th career game which put him in sole possession of the eighth-most in program history, breaking a tie with Exree Hipp.
- Seven rebounds allowed him to move to No. 14 in the Maryland record books, passing Albert King (715).
- Passed Tony Massenbun (1,354 points) for No. 27 on the Maryland all-time list with 14 points against UMBC (11/21).
- Also played in 134th game to break tie with Eric Hayes (2006-10) for the 11th-most games played in program history.

NOTABLES:

- A 4-star recruit according to ESPN and Rivals; Ranked the 23rd overall player at position by Rivals and fifth overall player in Pennsylvania by ESPN
- Helped lead Imhotep to three straight PIAA Class 4A State Championships and three straight Philadelphia Public League championships; Twice named PIAA Class 4A Player of the Year
- Played various positions at Imhotep, including forward, point guard and shooting guard
- Scored 20 points in the state championship as a senior
- Also as a senior, scored 25 points in the City of Palms Classic semifinals to help Imhotep upset Cole Anthony and top-seeded Oak Hill Academy
- As a sophomore, helped Imhotep snap Montverde Academy's 55-game home winning streak
- Mother's name is Sandra ... the youngest (and tallest) of four brothers and four sisters
- In September of 2021, his childhood home in Philadelphia was destroyed by Hurricane Ida and nearly all of his family's possessions were lost; Nearly \$60,000 was raised by the Maryland and basketball communities to help the Scott's family recover
- Authored his first book, WIRED DIFFERENTLY: My School Journey, a short story which uses his own firsthand experience to encourage young people who learn differently to overcome the obstacles in front of them
- Major is family science

2023-24 GAME-BY-GAME

Opponent	Date	GS	MIN	Total		3-Pointers		Free throws		Rebounds				PF	A	TO	BLK	STL	PTS	AVG	
				FG-FGA	PCT	3FG-3FGA	PCT	FT-FTA	PCT	OFF	DEF	TOT	AVG								
Mount St. Mary's	11/07/2023	*	35:00	3-8	.375	1-3	.333	2-2	1.000	0	2	2	2.0	1	0	0	0	1	9	9.0	
vs Davidson	11/10/2023	*	26:46	1-5	.200	0-2	.000	2-2	1.000	3	3	6	4.0	4	2	1	0	0	4	6.5	
vs UAB	11/12/2023	*	25:41	5-10	.500	2-4	.500	1-2	.500	1	6	7	5.0	2	1	1	0	0	2	13.8	
at Villanova	11/17/2023	*	27:16	2-5	.400	2-5	.400	1-2	.500	0	1	1	4.0	1	1	1	0	1	7	8.3	
UMBC	11/21/2023	*	21:33	6-11	.545	2-5	.400	0-0	.000	3	0	3	3.8	0	0	0	0	0	14	9.4	
South Alabama	11/25/2023	*	32:53	7-13	.538	3-8	.375	2-2	1.000	3	4	7	4.3	1	0	1	0	0	19	11.0	
Rider	11/28/2023	*	20:38	2-6	.333	0-2	.000	2-2	1.000	1	3	4	4.3	0	1	1	1	0	6	10.3	
at Indiana	12/01/2023	*	21:32	1-8	.125	0-1	.000	0-1	.000	0	3	3	4.1	2	1	2	1	0	2	9.3	
Penn St.	12/06/2023	*	27:23	2-11	.182	0-4	.000	0-1	.000	4	6	10	4.8	3	0	2	1	0	4	8.7	
Alcorn	12/12/2023	*	20:19	2-6	.333	1-4	.250	2-2	1.000	1	5	6	4.9	0	0	1	0	0	7	8.5	
Nicholls	12/19/2023	*	31:38	4-9	.444	4-8	.500	3-4	.750	2	5	7	5.1	1	1	0	1	1	15	9.1	
at UCLA	12/28/2023	*	33:50	4-11	.364	2-5	.400	7-9	.778	3	3	6	5.2	2	0	0	1	0	17	9.8	
Coppin St.	12/28/2023	*	23:36	4-7	.571	2-5	.400	2-2	1.000	0	2	2	4.9	1	4	1	0	0	12	9.9	
Purdue	01/02/2024	*	32:53	2-6	.333	1-3	.333	3-4	.750	1	6	7	5.1	0	0	3	0	3	8	9.8	
at Minnesota	01/07/2024	*	34:46	6-11	.545	2-3	.667	0-0	.000	2	4	6	5.1	2	2	4	1	0	14	10.1	
Michigan	01/11/2024	*	33:48	6-10	.600	4-7	.571	6-7	.857	0	4	4	5.1	2	0	1	0	1	22	10.8	
at Illinois	01/14/2024	*	32:54	3-8	.375	1-3	.333	2-2	1.000	1	4	5	5.1	1	1	0	0	1	9	10.7	
at Northwestern	01/17/2024	*	27:23	4-9	.444	3-6	.500	0-0	.000	0	2	2	4.9	4	1	1	0	0	11	10.7	
Michigan St.	01/21/2024	*	36:33	6-8	.750	2-4	.500	2-3	.667	2	3	5	4.9	3	1	1	2	0	16	11.0	
at Iowa	01/24/2024	*	33:03	5-11	.455	2-5	.400	2-2	1.000	0	2	2	4.8	3	2	2	0	1	14	11.2	
Nebraska	01/27/2024	*	30:35	3-11	.273	0-5	.000	3-3	1.000	2	2	4	4.7	2	5	1	1	1	9	11.0	
at Michigan St.	02/03/2024	*	39:18	5-19	.263	3-12	.250	0-0	.000	3	7	10	5.0	4	0	3	1	1	13	11.1	
Rutgers	02/06/2024	*	29:59	3-10	.300	0-5	.000	2-2	1.000	0	2	2	4.8	1	0	1	0	2	8	11.0	
at Ohio St.	02/10/2024	*	47:10	5-9	.556	2-4	.500	7-10	.700	2	5	7	4.9	2	1	3	0	0	19	11.3	
Iowa	02/14/2024	*	33:38	4-8	.500	1-4	.250	2-2	1.000	2	4	6	5.0	1	1	2	0	1	11	11.3	
Illinois	02/17/2024	*	33:17	5-11	.455	1-5	.200	6-7	.857	2	3	5	5.0	3	0	1	2	0	17	11.5	
at Wisconsin	02/20/2024	*	37:32	5-9	.556	2-6	.333	0-1	.000	0	3	3	4.9	5	3	0	0	1	12	11.6	
at Rutgers	02/25/2024	*	31:33	4-11	.364	3-6	.500	0-0	.000	0	7	7	5.0	3	1	0	1	2	11	11.5	
Northwestern	02/28/2024	*	30:25	2-9	.222	0-4	.000	0-0	.000	0	4	4	4.9	2	2	1	0	0	4	11.3	
Indiana	03/03/2024	*	31:44	5-15	.333	4-10	.400	1-2	.500	0	2	2	4.8	3	2	0	2	0	15	11.4	
Totals			29	924:36	116-285	.407	50-148	.338	60-76	.789	38	107	145	4.8	59	33	35	15	20	342	11.4

Player Averages

Games Played	Minutes/ game	Points/ game	FG Pct	3FG Pct	FT Pct	Rebounds/ game	Assists/ game	Turnovers/ game	Assist/Turnover ratio	Steals/ game	Blocks/ game
30	30.8	11.4	40.7	33.8	78.9	4.8	1.1	1.2	0.9	0.7	0.5

SEASON/CAREER HIGHS

	2023-24 SEASON	CAREER HIGHS
POINTS	22 vs. Michigan (1/11/24)	25 (3x), last vs. Saint Louis (11/19/22)
REBOUNDS	10, 2x, last at Michigan St. (2/3/24)	12 (2x), last at Indiana (1/4/21)
FG MADE	7 vs. South Alabama (11/25/23)	9, 2x, last vs. Miami (11/20/22)
FG ATT.	19 at Michigan St. (2/3/24)	19 at Michigan St. (2/3/24)
3 FG MADE	4, 3x, last vs. Indiana (3/3/24)	5 (2x), last at #16 Ohio State (2/6/22)
3 FG ATT.	12 at Michigan St. (2/3/24)	12 at Michigan St. (2/3/24)
FT MADE	7, 2x, last at Ohio St. (2/10/24)	7, 2x, last at Ohio St. (2/10/24)
FT ATT.	10 at Ohio St. (2/10/24)	10 at Ohio St. (2/10/24)
ASSISTS	5 vs. Nebraska (1/27/24)	8 vs. Nebraska (2/17/21)
BLOCKS	2, 3x, last vs. Indiana (3/3/24)	3 (5x), last at Wisconsin (12/6/22)
STEALS	3 vs. #1 Purdue (1/2/24)	4 vs. #24 Purdue (2/2/21)
MINUTES	47 at Ohio St. (2/10/24)	47 at Ohio St. (2/10/24)

MISCELLANEOUS STATS

Category	Season	Career	Last Time
Double-Figure Scoring	18	83	15 vs. Indiana (3/3/24)
20-plus Points	1	7	22 vs. Michigan (1/11/24)
10-plus Rebounds	2	13	10 at Michigan St. (2/3/24)
5-plus Rebounds	15	90	7 at Rutgers (2/25/24)
5-plus Assists	1	6	5 vs. Nebraska (1/27/24)
3-plus Steals	1	14	3 vs. #1 Purdue (1/2/24)
Double-Doubles	1	7	13 pts, 10 rebs at Michigan St. (2/3/24)

CAREER STATS

SEASON	TEAM	GP-GS	MIN/AVG	Field Goals		3-Point		F-Throws		Rebounds				Scoring						
				FG-FGA	FG%	3FG-3FGA	3FG%	FT-FTA	FT%	OFF	DEF	TOT	AVG	PF-FO	A	TO	BLK	STL	PTS	AVG
2019-20	MD	31-21	674/21.7	68-155	.439	25-79	.316	22-26	.846	41	72	113	3.6	57-0	17	16	4	14	183	5.9
2020-21	MD	31-27	938/30.3	118-237	.498	49-112	.438	55-83	.663	32	150	182	5.9	50-0	63	46	25	22	340	11.0
2021-22	MD	32-31	1070/33.4	144-337	.427	39-134	.291	76-95	.800	53	145	198	6.2	63-1	39	52	24	26	403	12.6
2022-23	MD	35-35	1097/31.4	148-379	.391	45-146	.308	53-68	.779	59	152	211	6.0	64-0	55	46	27	23	394	11.3
2023-24	MD	30-29	925/30.8	116-285	.407	50-148	.338	60-76	.789	38	107	145	4.8	59-1	33	35	15	20	342	11.4
TOTAL		159-143	4703/29.6	594-1393	.426	208-619	.336	266-348	.764	223	626	849	5.3	293-2	207	195	95	105	1662	10.5



#35 CAELUM SWANTON-RODGER

CENTER - 6-11 - 220 - SO. - CALGARY, ALBERTA (EDGE SCHOOL)

📷 R.CAELUM / 🐦 CAELUMSWANTON



SCAN FOR FULL BIO

▶ 2023-24 GAME-BY-GAME

Opponent	Date	GS	MIN	Total		3-Pointers		Free throws		Rebounds				PF	A	TO	BLK	STL	PTS	AVG
				FG-FGA	PCT	3FG-3FGA	PCT	FT-FTA	PCT	OFF	DEF	TOT	AVG							
Mount St. Mary's	11/07/2023		10:59	0-0	.000	0-0	.000	2-2	1.000	0	4	4	4.0	2	0	1	0	0	2	2.0
vs UAB	11/12/2023		08:56	1-2	.500	0-0	.000	0-2	.000	1	4	5	4.5	1	0	0	0	0	2	2.0
at Villanova	11/17/2023		08:04	1-2	.500	0-0	.000	0-0	.000	0	0	3.0	2.0	0	0	0	0	0	2	2.0
UMBC	11/21/2023		10:45	1-4	.250	0-0	.000	0-0	.000	2	0	2	2.8	2	0	1	1	1	2	2.0
Rider	11/28/2023		06:50	2-3	.667	0-0	.000	1-4	.250	2	1	3	2.8	5	0	0	2	1	5	2.6
at Indiana	12/01/2023		06:54	0-0	.000	0-0	.000	0-0	.000	0	0	0	2.3	3	0	1	3	0	0	2.2
Penn St.	12/06/2023		00:29	0-0	.000	0-0	.000	0-0	.000	0	0	0	2.0	0	0	0	0	0	0	1.9
Alcorn	12/12/2023		10:02	3-3	1.000	0-0	.000	2-4	.500	3	2	5	2.4	4	0	1	0	0	8	2.6
Nicholls	12/19/2023		03:38	1-1	1.000	0-0	.000	0-0	.000	0	0	0	2.1	0	0	0	2	0	2	2.6
at UCLA	12/22/2023		03:09	0-0	.000	0-0	.000	0-0	.000	0	0	0	1.9	5	0	0	0	0	0	2.3
Coppin St.	12/28/2023		15:21	4-4	1.000	0-0	.000	1-3	.333	2	3	5	2.2	2	0	0	0	1	9	2.9
Purdue	01/02/2024		05:41	0-0	.000	0-0	.000	0-0	.000	1	0	1	2.1	1	1	0	0	0	0	2.7
at Minnesota	01/07/2024		11:16	0-1	.000	0-0	.000	0-0	.000	1	0	1	2.0	3	0	1	1	0	0	2.5
Michigan	01/11/2024		01:50	0-0	.000	0-0	.000	0-0	.000	0	0	0	1.9	0	0	0	0	0	0	2.3
at Illinois	01/14/2024		04:28	1-1	1.000	0-0	.000	0-0	.000	0	1	1	1.8	0	0	0	0	0	0	2.3
at Northwestern	01/17/2024		03:14	0-0	.000	0-0	.000	0-0	.000	0	0	0	1.7	1	0	1	0	0	0	2.1
Michigan St.	01/21/2024		03:38	0-0	.000	0-0	.000	0-0	.000	0	0	0	1.6	2	0	0	0	0	0	2.0
at Iowa	01/24/2024		02:15	0-0	.000	0-0	.000	0-0	.000	0	0	0	1.5	1	0	0	0	0	0	1.9
Nebraska	01/27/2024		02:01	0-0	.000	0-0	.000	0-1	.000	0	0	0	1.4	1	0	0	0	0	0	1.8
at Michigan St.	02/03/2024		07:26	0-0	.000	0-0	.000	0-0	.000	1	0	1	1.4	1	0	2	0	0	0	1.7
Rutgers	02/06/2024		04:23	1-1	1.000	0-0	.000	0-0	.000	0	2	2	1.4	1	0	0	0	0	0	1.7
at Ohio St.	02/10/2024		00:51	0-0	.000	0-0	.000	0-0	.000	0	0	0	1.4	1	0	0	0	0	0	1.6
Iowa	02/14/2024		01:09	0-0	.000	0-0	.000	0-0	.000	0	0	0	1.3	0	0	0	0	0	0	1.6
Illinois	02/17/2024		01:54	0-1	.000	0-0	.000	0-0	.000	2	1	3	1.4	1	1	0	1	0	0	1.5
at Wisconsin	02/20/2024		02:40	0-0	.000	0-0	.000	0-0	.000	0	1	1	1.4	0	0	0	0	0	0	1.4
at Rutgers	02/25/2024		05:14	0-0	.000	0-0	.000	0-0	.000	1	1	2	1.4	1	0	0	1	0	0	1.4
Northwestern	02/28/2024		14:11	1-2	.500	0-0	.000	0-0	.000	4	2	6	1.6	4	0	0	1	0	2	1.4
Indiana	03/03/2024		02:25	0-0	.000	0-0	.000	0-0	.000	0	1	1	1.5	0	0	0	0	0	0	1.4
Totals			0 159:43	16-25	.640	0-0	.000	6-16	.375	20	23	43	1.5	44	2	8	12	3	38	1.4

Player Averages

Games Played	Minutes/game	Points/game	FG Pct	3FG Pct	FT Pct	Rebounds/game	Assists/game	Turnovers/game	Assist/Turnover ratio	Steals/game	Blocks/game
28	5.7	1.4	64.0	0.0	37.5	1.5	0.1	0.3	0.3	0.1	0.4

2023-24 SEASON:

- Scored two points and pulled down a pair of rebounds against Rutgers (2/6).
- Set a new career high with nine points with five rebounds and a block against Coppin State (12/28).
- Scored a career high eight points while pulling down five rebounds against Alcorn State (12/12).
- Block a career-high three shots against Indiana (12/1).
- Played seven minutes off the bench, scoring five points with three rebounds, two blocks, and a steal against Rider (11/28).
- Had two points, two rebounds, and blocked a shot against UMBC (11/21).
- Pulled down five boards off the bench against UAB (11/12).
- Scored two points and pulled down four rebounds against Mount St. Mary's (11/7).

2022-23 SEASON:

- Played in 21 games during his true freshman campaign averaging 3.7 minutes per contest.
- Averaged just under a point (0.9) and a rebound (0.8) per game.
- Had three blocks for the year.
- Was 7-of-10 from the floor.
- Scored a point on a free throw and had three rebounds against No. 1 Alabama (3/18) in the NCAA Tournament Second Round.
- Played a key seven minutes against Michigan (1/19) where he scored four points (including a highlight reel dunk), hauled down a career-high three rebounds, and blocked a shot.
- Scored a season-high four points with a rebound and a blocked shot at Michigan (1/1).
- Saw season-high 10 minutes of action where he had two rebounds against Saint Peter's (12/22).
- Scored two points and added a pair of rebounds against No. 8 UCLA (12/14).
- Played four minutes against No. 7 Tennessee (12/11).
- Made his collegiate debut against Niagara (11/7) where he notched his first career points.

NOTABLES:

- Member of the Canadian National Team
- Played for the Edge School and club ball with UPlay Canada
- Participated in the 2022 BioSteel All-Canadian All-Star Game
- Averaged 21.0 points per game, 11.0 rebounds per game along with 4.0 blocks per game on the Marquee Hoops circuit
- Named MVP of the 2022 Genesis Classic
- Maryland's first Canadian men's basketball player since Toronto native Justin Jackson played with the Terps from 2016-18 before he was drafted by the Denver Nuggets in 2018.

▶ SEASON/CAREER HIGHS

	2023-24 SEASON	CAREER HIGHS
POINTS	9 vs. Coppin St. (12/28/23)	9 vs. Coppin St. (12/28/23)
REBOUNDS	6 vs. Northwestern (2/28/24)	6 vs. Northwestern (2/28/24)
FG MADE	4 vs. Coppin St. (12/28/23)	4 vs. Coppin St. (12/28/23)
FG ATT.	4, 2x, last vs. Coppin St. (12/28/23)	4, 2x, last vs. Coppin St. (12/28/23)
3 FG MADE	-	-
3 FG ATT.	-	-
FT MADE	2, 2x, last vs. Alcorn State (12/12/23)	2, 2x, last vs. Alcorn State (12/12/23)
FT ATT.	4 vs. Rider (11/28/23)	4 vs. Rider (11/28/23)
ASSISTS	1 vs. #1 Purdue (1/2/24)	1 vs. #1 Purdue (1/2/24)
BLOCKS	3 at Indiana (12/1/23)	3 at Indiana (12/1/23)
STEALS	1, 3x, last vs. Coppin St. (12/28/23)	1, 3x, last vs. Coppin St. (12/28/23)
MINUTES	15 vs. Coppin St. (12/28/23)	15 vs. Coppin St. (12/28/23)

▶ MISCELLANEOUS STATS

Category	Season	Career	Last Time
Double-Figure Scoring	-	-	-
20-plus Points	-	-	-
10-plus Rebounds	-	-	-
5-plus Rebounds	4	4	6 vs. Northwestern (2/28/24)
5-plus Assists	-	-	-
3-plus Steals	-	-	-
Double-Doubles	-	-	-

▶ CAREER STATS

SEASON	TEAM	Field Goals		3-Point		F-Throws		Rebounds				Scoring								
		GP-GS	MIN/AVG	FG-FGA	FG%	3FG-3FGA	3FG%	FT-FTA	FT%	OFF	DEF	TOT	AVG	PF-FO	A	TO	BLK	STL	PTS	AVG
2022-23	MD	21-0	79/3.7	7-10	.700	0-0	.000	3-8	.375	9	9	18	0.9	25-0	0	4	3	0	17	0.8
2023-24	MD	28-0	160/5.7	16-25	.640	0-0	.000	6-16	.375	20	23	43	1.5	44-2	2	8	12	3	38	1.4
TOTAL		49-0	238/4.9	23-35	.657	0-0	.000	9-24	.375	29	32	61	1.2	69-2	2	12	15	3	55	1.1



#30 LUKAS SOTELL

GUARD • 6-3 • 170 • FR. • STAMFORD, CONN. (STAMFORD HS / MONTVERDE ACADEMY)

IG: LUKASSOTELL / TW: LUKASSOTELL

SO-TELL



SCAN FOR FULL BIO

2023-24 GAME-BY-GAME

Opponent	Date	GS	MIN	Total		3-Pointers		Free throws		Rebounds			PF	A	TO	BLK	STL	PTS	AVG
				FG-FGA	PCT	3FG-3FGA	PCT	FT-FTA	PCT	OFF	DEF	TOT							
UMBC	11/21/2023		01:11	0-0	.000	0-0	.000	0-0	.000	0	0	0	0.0	1	0	0	0	0	0.0
Rider	11/28/2023		01:59	1-1	1.000	0-0	.000	0-0	.000	0	1	1	0.5	1	0	0	0	2	1.0
Alcorn	12/12/2023		01:11	0-0	.000	0-0	.000	0-0	.000	0	0	0	0.3	0	0	0	0	0	0.7
Coppin St.	12/28/2023		01:46	0-0	.000	0-0	.000	0-0	.000	0	0	0	0.3	0	0	0	0	0	0.5
Totals		0	06:07	1-1	1.000	0-0	.000	0-0	.000	0	1	1	0.3	2	0	0	0	2	0.5

Player Averages

Games Played	Minutes/game	Points/game	FG Pct	3FG Pct	FT Pct	Rebounds/game	Assists/game	Turnovers/game	Assist/Turnover ratio	Steals/game	Blocks/game
4	1.5	0.5	100.0	0.0	0.0	0.3	0.0	0.0	0.0	0.0	0.0

2023-24 SEASON:

- Made third appearance for the Terps off the bench against Alcorn State (12/12).
- Scored first points as a Terrapin with two points and grabbed a rebound against Rider (11/28).
- Came off the bench and made Maryland debut against UMBC (11/21).

NOTABLES:

- Walk-on who joined the Terps in the summer of 2023
- Was a Third Team All-State selection
- Earned All-FCIAC and Scholar-Athlete of the Year honors
- Averaged 15 points, seven assists, and four rebounds during prep career
- Also played baseball
- Son of Chris and Anna
- Has one sibling: Chloe
- Father, Chris, played college basketball at St. Lawrence
- Intends to major in economics

SEASON/CAREER HIGHS

	2023-24 SEASON	CAREER HIGHS
POINTS	2 vs. Rider (11/28/23)	Same
REBOUNDS	1 vs. Rider (11/28/23)	Same
FG MADE	1 vs. Rider (11/28/23)	Same
FG ATT.	1 vs. Rider (11/28/23)	Same
3 FG MADE	-	-
3 FG ATT.	-	-
FT MADE	-	-
FT ATT.	-	-
ASSISTS	-	-
BLOCKS	-	-
STEALS	-	-
MINUTES	2, 2x, last vs. Coppin St. (12/28/23)	Same

MISCELLANEOUS STATS

Category	Season	Career	Last Time
Double-Figure Scoring	-	-	-
20-plus Points	-	-	-
10-plus Rebounds	-	-	-
5-plus Rebounds	-	-	-
5-plus Assists	-	-	-
3-plus Steals	-	-	-
Double-Doubles	-	-	-

CAREER STATS

SEASON	TEAM	GP-GS	MIN/AVG	Field Goals		3-Point		F-Throws		Rebounds				Scoring						
				FG-FGA	FG%	3FG-3FGA	3FG%	FT-FTA	FT%	OFF	DEF	TOT	AVG	PF-FO	A	TO	BLK	STL	PTS	AVG
2023-24	MD	4-0	6/1.5	1-1	1.000	0-0	.000	0-0	.000	0	1	1	0.3	2-0	0	0	0	0	2	0.5
TOTAL		4-0	6/1.5	1-1	1.000	0-0	.000	0-0	.000	0	1	1	0.3	2-0	0	0	0	0	2	0.5



#40 BEN MURPHY

GUARD • 6-1 • 193 • JR. • REISTERSTOWN, MD. (FRANKLIN HS / HOWARD COMMUNITY COLLEGE)

📷 BENWMURPHY / 🐦 BEN10MURPHY



▶ 2023-24 GAME-BY-GAME

Opponent	Date	GS	MIN	Total		3-Pointers		Free throws		Rebounds				PF	A	TO	BLK	STL	PTS	AVG
				FG-FGA	PCT	3FG-3FGA	PCT	FT-FTA	PCT	OFF	DEF	TOT	AVG							
UMBC	11/21/2023		02:10	1-1	1.000	0-0	.000	0-0	.000	0	0	0	0.0	0	0	0	0	0	2	2.0
Rider	11/28/2023		01:59	0-0	.000	0-0	.000	0-0	.000	0	0	0	0.0	0	1	0	0	0	0	1.0
Alcorn	12/12/2023		03:03	0-2	.000	0-1	.000	2-2	1.000	0	0	0	0.0	0	0	0	0	1	2	1.3
Coppin St.	12/28/2023		01:46	0-2	.000	0-1	.000	0-0	.000	1	0	1	0.3	0	0	0	0	0	1.0	
Totals		0	08:58	1-5	.200	0-2	.000	2-2	1.000	1	0	1	0.3	0	1	0	0	1	4	1.0

▶ Player Averages

Games Played	Minutes/ game	Points/ game	FG Pct	3FG Pct	FT Pct	Rebounds/ game	Assists/ game	Turnovers/ game	Assist/Turnover ratio	Steals/ game	Blocks/ game
4	2.2	1.0	20.0	0.0	100.0	0.3	0.3	0.0	1.0	0.3	0.0

2023-24 SEASON:

- Scored two points and picked up a steal off the bench against Alcorn State (12/12).
- Made second career appearance for Maryland and had an assist against Rider (11/28).
- Made Terrapins debut and scored two points against UMBC (11/23).

NOTABLES:

- Walk-on who joined the program in summer 2023
- Played at Howard Community College before transferring to Maryland
- Averaged nine points, five rebounds, four assists, and two steals at Howard CC
- Was a two-time All-County selection in high school
- Averaged 16 points, eight rebounds, three assists, and three steals during his prep career
- Son of Mona Gorman and Ronnie Murphy
- Has two siblings: Cara Murphy and Amanda Murphy
- Father, Ronnie, played basketball at Jacksonville University and was later drafted to the Portland Trailblazers
- Sister, Amanda, competed for the track and field program at the University of South Carolina
- Intends to major in economics

▶ SEASON/CAREER HIGHS

	2023-24 SEASON	CAREER HIGHS
POINTS	2, 2x, last vs. Alcorn State (12/12/23)	Same
REBOUNDS	1 vs. Coppin St. (12/28/23)	Same
FG MADE	1 vs. UMBC (11/21/23)	Same
FG ATT.	2 vs. Coppin St. (12/28/23)	Same
3 FG MADE	-	-
3 FG ATT.	1, 2x, last vs. Coppin St. (12/28/23)	Same
FT MADE	2 vs. Alcorn State (12/12/23)	Same
FT ATT.	2 vs. Alcorn State (12/12/23)	Same
ASSISTS	1 vs. Rider (11/28/23)	Same
BLOCKS	-	-
STEALS	1 vs. Alcorn State (12/12/23)	Same
MINUTES	3 vs. Alcorn State (12/12/23)	Same

▶ MISCELLANEOUS STATS

Category	Season	Career	Last Time
Double-Figure Scoring	-	-	-
20-plus Points	-	-	-
10-plus Rebounds	-	-	-
5-plus Rebounds	-	-	-
5-plus Assists	-	-	-
3-plus Steals	-	-	-
Double-Doubles	-	-	-

▶ CAREER STATS

SEASON	TEAM	GP-GS	MIN/AVG	Field Goals		3-Point		F-Throws		Rebounds				Scoring						
				FG-FGA	FG%	3FG-3FGA	3FG%	FT-FTA	FT%	OFF	DEF	TOT	AVG	PF-FO	A	TO	BLK	STL	PTS	AVG
2023-24	MD	4-0	9/2.2	1-5	.200	0-2	.000	2-2	1.000	1	0	1	0.3	0-0	1	0	0	1	4	1.0
TOTAL		4-0	9/2.2	1-5	.200	0-2	.000	2-2	1.000	1	0	1	0.3	0-0	1	0	0	1	4	1.0

CAREER RECORDS

1000-POINT SCORERS

1. 2269	Juan Dixon (141 games)	1998-02
2. 2171	Greivis Vasquez (136 games)	2006-10
3. 2149	Len Bias (131 games)	1982-86
4. 2058	Albert King (118 games)	1977-81
5. 2017	Adrian Branch (123 games)	1981-85
13. 1704	Walt Williams (105 games)	1988-92
14. 1662	Donta Scott (159 games)	2019-pr.
42. 1160	Jahmir Young (64 games)	2022-pr.

CAREER SCORING AVERAGE

Minimum 2 seasons, 1,000 points, 16.0 ppg

1. 20.5	Tom McMillen (88 games)	1971-74
2. 20.2	Joe Smith (64 games)	1993-95
3. 18.7	Gene Shue (74 games)	1951-54
4. 18.3	John Lucas (110 games)	1972-76
5. 18.1	Jahmir Young (64 games)	2022-pr.
6. 18.0	Will Hetzel (76 games)	1967-70

CAREER FIELD GOAL PERCENTAGE

Minimum 2 seasons, 250 FG

1. .615	Buck Williams (446-725)	1978-81
2. .595	Bruno Fernando (291-489)	2018-19
3. .589	Ben Coleman (376-638)	1982-84
4. .583	Greg Manning (623-1068)	1977-81
5. .582	Lee Brawley (428-736)	1948-52
7. .557	Julian Reese (374-672)	2021-pr.

CAREER 3-POINT FG MADE

1. 239	Juan Dixon (141 games)	1998-02
2. 230	Greivis Vasquez (136 games)	2006-10
3. 223	Eric Ayala (125 games)	2018-22
4. 208	Donta Scott (159 games)	2019-pr.
5. 206	Anthony Cowan Jr. (130 games)	2016-20

CAREER REBOUND LEADERS

(Min. 500)

1. 1053	Len Elmore (86 games)	1971-74
2. 998	Lonny Baxter (138 games)	1998-02
3. 948	Derrick Lewis (127 games)	1984-88
4. 928	Buck Williams (85 games)	1978-81
5. 925	Terence Morris (136 games)	1997-01
8. 859	Tom McMillen (88 games)	1971-74
9. 849	Donta Scott (159 games)	2019-pr.

CAREER ASSISTS

1. 972	Steve Blake	1999-03
2. 772	Greivis Vasquez	2006-10
3. 649	Keith Gatlin	1983-86, 87-88
4. 590	Terrell Stokes	1995-99
5. 584	Anthony Cowan Jr.	2016-20

CAREER STEALS

1. 344	Johnny Rhodes	1992-96
2. 333	Juan Dixon	1998-02
3. 252	Laron Profit	1995-99
4. 234	Steve Blake	1999-03
5. 202	D.J. Strawberry	2003-07

CAREER BLOCKED SHOTS

1. 339	Derrick Lewis	1984-88
2. 256	Terence Morris	1997-01
3. 239	Cedric Lewis	1987-91
4. 231	James Gist	2004-08
5. 230	Ekene Ibekwe	2003-07
13. 121	Julian Reese	2021-pr.
21. 95	Donta Scott	2019-pr.

SEASON RECORDS

500-POINT SEASONS

1. 776	Walt Williams (29 games)	1991-92
2. 743	Len Bias (32 games)	1985-86
3. 735	Juan Dixon (36 games)	2001-02
12. 647	Greivis Vasquez (33 games)	2009-10
13. 630	Juan Dixon (35 games)	1999-00
14. 624	Keith Booth (32 games)	1996-97
15. 616	Tom McMillen (29 games)	1972-73
16. 613	Greivis Vasquez (35 games)	2008-09
17. 609	Jerrod Mustaf (33 games)	1989-90
18. 607	Jahmir Young (29 games)	2023-24
30. 553	Jahmir Young (35 games)	2022-23

SEASON SCORING AVERAGE

1. 26.8	Walt Williams (29 games)	1991-92
2. 23.3	Will Hetzel (26 games)	1968-69
3. 23.2	Len Bias (32 games)	1985-86
4. 22.1	Gene Shue (23 games)	1952-53
5. 21.8	Gene Shue (30 games)	1953-54
10. 20.9	Jahmir Young (29 games)	2023-24
11. 20.8	Tom McMillen (32 games)	1971-72
20.8	Joe Smith (34 games)	1994-95

SEASON FIELD GOAL PERCENTAGE

Minimum 100 FGs

1. .647	Buck Williams (183-283)	1980-81
2. .643	Greg Manning (196-305)	1979-80
3. .632	Julian Reese (158-250)	2022-23
4. .631	Johnny Rhodes (197-312)	1995-96
5. .611	Charles Pittman (102-167)	1981-82

SEASON 3-POINT FG MADE

1. 92	Juan Dixon (36 games)	2001-02
2. 91	Terrell Stoglin (32 games)	2011-12
3. 89	Walt Williams (29 games)	1991-92
4. 81	Mike Jones (34 games)	2006-07
5. 73	Kevin Huerter (32 games)	2017-18
73	Drew Nicholas (31 games)	2002-03

SINGLE-SEASON REBOUNDS

1. 412	Len Elmore (28 games)	1973-74
2. 388	Jordan Williams (33 games)	2010-11
3. 363	Buck Williams (31 games)	1980-81
4. 362	Joe Smith (34 games)	1994-95
362	Bruno Fernando (34 games)	2018-19

SEASON ASSISTS

Available since 1969-70

1. 286	Steve Blake	2001-02
2. 248	Steve Blake	2000-01
3. 231	Greivis Vasquez	2007-08
4. 221	Steve Blake	2002-03
221	Keith Gatlin	1984-85

50-STEAL SEASONS

Available since 1977-78; Minimum 50

1. 110	Johnny Rhodes	1995-96
2. 96	Juan Dixon	1999-00
3. 95	Steve Francis	1998-99
95	Juan Dixon	2000-01
5. 92	Juan Dixon	2001-02

SEASON BLOCKED SHOTS

Available since 1977-78

1. 143	Cedric Lewis	1990-91
2. 114	Derrick Lewis	1986-87
3. 99	Derrick Lewis	1984-85
4. 97	Joe Smith	1994-95
5. 93	Joe Smith	1993-94

GAME RECORDS

40-POINT GAMES

1. 44	Ernest Graham vs. NC State (12/20/78)
2. 43	Al Bunge vs. Yale (1/4/60)
3. 41	Greivis Vasquez at Virginia Tech (2/27/10 - 2ot)
	Len Bias at Duke (1/25/86)
	Gene Shue vs. Washington & Lee (2/12/53)

20-REBOUND GAMES

1. 26	Len Elmore at Wake Forest (2/27/74)
2. 24	Len Elmore vs. Kent State (1/2/73)
	Will Hetzel vs. West Virginia (12/4/68)
4. 23	Derrick Lewis at James Madison (1/28/87)
5. 22	Buck Williams vs. Louisville (12/13/80)
	Buck Williams at UNLV (12/4/78)
	Al Bunge vs. Georgetown (2/26/58)
	Bob Kessler vs. Georgetown (2/25/56)

SINGLE-GAME ASSISTS

1. 15	Greivis Vasquez vs. NC State (2/9/08)
15	Terrell Stokes vs. Western Carolina (11/14/98)
3. 14	Steve Blake vs. North Carolina (1/9/02)
14	Terrell Stokes vs. Towson State (11/30/96)
5. 13	Many times (last: Pe'Shon Howard vs. LIU Brooklyn (11/16/12))

SINGLE-GAME BLOCKED SHOTS

1. 12	Cedric Lewis at South Florida (1/20/91)
	Derrick Lewis at James Madison (1/28/87)
3. 10	Derrick Lewis vs. UMES (2/27/87)
	Derrick Lewis vs. UMBC (2/18/87)
	Derrick Lewis vs. Towson State (2/21/85)
	Derrick Lewis vs. Tennessee (11/24/84)

SINGLE-GAME STEALS

1. 9	Johnny Rhodes at North Carolina (2/7/96)
9	Johnny Rhodes vs. American (12/23/95)
3. 8	Juan Dixon vs. Florida State (1/26/02)
8	Juan Dixon vs. North Carolina (1/9/02)
8	Juan Dixon vs. Georgia Tech (1/6/01)
8	Terrell Stokes vs. S.C. State (12/27/98)

SINGLE-GAME FREE THROWS MADE

19	Diamond Stone vs. Penn State (12/30/15)	
Consecutive FT in Single Game		
15	Albert King vs. Boston University (2/11/80)	
Consecutive FT Over Multiple Games		
40	Juan Dixon	2000-01
39	Jahmir Young	2023-24

SINGLE-GAME 3-POINT FG MADE

9	Mike Jones vs. Missouri-Kansas City (12/13/06)
---	--

SINGLE-GAME FIELD GOALS

18	Ernest Graham vs. NC State (12/20/78)
Consecutive in Single Game	
10	Ryan Randle vs. Wagner (1/4/03)
	Lonny Baxter vs. North Texas (12/23/98)
	Keith Gatlin vs. Clemson (2/17/85)
	Barry Yates vs. Miami (12/29/70)

Consecutive Over Multiple Games

16	Ryan Randle, three games in 2003 season, also a then-ACC Record
----	---

SCORING

A Player Scored 40 Points: Greivis Vasquez (41) at Virginia Tech, 2/27/2010.

A Player Scored 35 Points: *Jahmir Young (36) at Northwestern, 1/17/2024.*

A Player Scored 30 Points: *Jahmir Young (31) at Michigan State, 2/3/2024.*

A Player Scored 20 Points in a Half: *Jahmir Young (28, 2nd), at Northwestern, 1/17/24.*

A Player Scored At Least 30 Points in Back-to-Back Games: Nik Caner-Medley, 33 at Georgia Tech, 1/25/2006 and 30 at Temple, 1/28/2006.

Two Players Scored 30 points in the Same Game: Never

Two Players Scored 20 points in the Same Game: Jahmir Young (28) & Julian Reese (20), at #10 Illinois, 1/14/2024.

A Player Scored 20+ Points in 4 Consecutive Games: Jahmir Young (Dec. 19, 2023 - Jan. 7, 2024 & Feb. 10, 2024 - Feb. 20, 2024)

Same Two Players Scored 20 points in Back-to-Back Games: Lonny Baxter (32) and Juan Dixon (26) vs. Norfolk State, 3/23/2000; Lonny Baxter (21) and Juan Dixon (24) vs. Chicago State, 3/27/2000.

Three Players Scored 20 Points in the Same Game: Julian Reese (24), Hakim Hart (22), Jahmir Young (21) vs. Coppin State, 11/25/22.

Five Players Scored in Double Figures in a Game: Jahmir Young (18), Don Carey (13), Julian Reese (12), Donta Scott (11), Hakim Hart (10) vs. #21 Northwestern, 2/26/23

Six Players Scored in Double Figures in a Game: Julian Reese (15), Jahmir Young (13), DeShawn Harris-Smith (12), Jordan Geronimo (12), Jamie Kaiser, Jr. (12), Jahnathan Lamothe (10) vs. Alcorn State, 12/6/2023.

Seven Players Scored in Double Figures in a Game: Joe Smith (25), Johnny Rhodes (19), Sarunas Jasikevicius (18), Exree Hipp (16), Wayne Bristol (12), Keith Booth (11), Mario Lucas (10), Duane Simpkins (10) vs. Towson State, 12/23/1995.

Eight Players Scored in Double Figures in a Game: Joe Smith (25), Johnny Rhodes (19), Sarunas Jasikevicius (18), Exree Hipp (16), Wayne Bristol (12), Keith Booth (11), Mario Lucas (10), Duane Simpkins (10) vs. Towson State, 12/23/1995.

A Player had 20 points and 20 Rebounds in the Same Game: Joe Smith (31 pts, 21 rebs) vs. Texas, NCAA Second Round, 3/18/95. (Also had 7 blocks).

REBOUNDS

A Player Had 15 Rebounds: *Julian Reese (16) vs. Nebraska, 1/27/2024.*

A Player Had 16 Rebounds: *Julian Reese (16) vs. Nebraska, 1/27/2024.*

A Player Had 17 Rebounds: Jalen Smith (19) vs. Northwestern, 2/18/2020.

A Player Had 18 Rebounds: Jalen Smith (19) vs. Northwestern, 2/18/2020.

A Player Had 19 Rebounds: Jalen Smith (19) vs. Northwestern, 2/18/2020.

A Player Had 20 Rebounds: Joe Smith (21) vs. Texas, 3/18/1995.

A Player Had 25 Rebounds: Len Elmore (26) at Wake Forest, 2/27/1974.

A Guard Had 10 Rebounds: Jahmir Young (11) vs. No. 24 Ohio State, 1/8/2023.

Two Players Had Double-Figure Rebounds in the Same Game: Julian Reese (12) and Jahmir Young (12) vs. Rutgers, 2/6/2024.

Three Players Had Double-Figure Rebounds in the Same Game: Laron Profit (12), Keith Booth (11), Obinna Ekezie (10) vs. Chicago State, 12/2/1996.

DOUBLE-DOUBLES/TRIPLE-DOUBLES

A Player Had a Double/Double in Points and Rebounds: *Jordan Geronimo (11 pts, 11 reb) at Rutgers, 2/25/24.*

A Guard Had a Double/Double in Points and Rebounds: *Jahmir Young (16 pts, 12 reb) vs. Rutgers, 2/6/24.*

A Player Had a Double/Double in Points and Assists: Anthony Cowan Jr. (13 points, 10 assists) vs. Nebraska, 2/11/20.

Two Players Had Double/Doubles in Points and Rebounds in the Same Game: *Julian Reese (19 pts, 12 reb) and Jahmir Young (16 pts, 12 reb) vs. Rutgers, 2/6/24.*

Three Players Had Double/Doubles in the Same Game: Jalen Smith (16 pts, 13 rebs), Donta Scott (10 pts, 10 rebs) and Anthony Cowan Jr. (13 pts, 10 asts) vs. Nebraska, 2/11/2020.

A Player Had A Double/Double In The First Half: *Julian Reese (12 points, 10 reb) vs. Rider (11/28/23 - Finished with 22 points, 12 rebounds)*

A Player Had Back-to-Back Double/Doubles: *Julian Reese (4), 2/6/24 - 2/17/24.*

A Player Had 3 Double/Doubles in a Row: *Julian Reese (4), 2/6/24 - 2/17/24.*

A Player Had 4 Double/Doubles in a Row: Julian Reese (4), 2/19/23 - 2/26/23; Julian Reese (4), 2/6/24-2/17/24.

A Player Had 5 Double/Doubles in a Row: Jalen Smith (9), 1/18/20 - 2/18/20.

A Player Had 6 Double/Doubles in a Row: Jalen Smith (9), 1/18/20 - 2/18/20.

A Player Had 7 Double /Doubles in a Row: Jalen Smith (9), 1/18/20 - 2/18/20.

A Player Had 8 Double /Doubles in a Row: Jalen Smith (9), 1/18/20 - 2/18/20.

A Player Had 9 Double /Doubles in a Row: Jalen Smith (9), 1/18/20 - 2/18/20.

ALL-TIME TRIPLE/DOUBLES:

Greivis Vasquez vs. North Carolina (35 points, 11 rebounds, 10 assists), 2/21/2009

Derrick Lewis vs. UMBC (32 points, 10 rebounds, 10 blocked shots), 2/17/1987

Derrick Lewis vs. James Madison (29 points, 23 rebounds, 12 blocked shots), 1/28/1987

ASSISTS

A Player Had 10 Assists in a Game: Anthony Cowan Jr. vs. Nebraska, 2/11/2020.

A Player Had 11 Assists in a Game: Melo Trimble (12) at North Carolina, 12/1/2015.

A Player Had 12 Assists in a Game: Melo Trimble (12) at North Carolina, 12/1/2015.

A Player Had 13 Assists in a Game: Pe'Shon Howard (13) vs. LIU Brooklyn, 11/16/2012.

A Player Had 14 Assists in a Game: Greivis Vasquez (15) vs. NC State, 2/9/2008.

A Player Had 15 Assists in a Game: Greivis Vasquez (15) vs. NC State, 2/9/2008.

BLOCKS

A Player Had 5 Blocks in a Game: *Julian Reese (5) at Iowa (1/24/2024).*

A Player Had 6 Blocks in a Game: *Julian Reese (6) vs. Nicholls (12/19/2023).*

A Player Had 7 Blocks in a Game: Diamond Stone (8) at Nebraska (2/3/2016).

A Player Had 8 Blocks in a Game: Diamond Stone (8) at Nebraska (2/3/2016).

A Player Had 10 Blocks in a Game: Derrick Lewis (10) vs. UMES, 2/27/1987.

A Player Had 12 Blocks in a Game: Cedric Lewis (12) vs. South Florida, 1/20/1991.

STEALS

A Player Had 5 Steals in a Game: Ian Martinez (5) vs. Niagara, 11/7/2022.

A Player Had 6 Steals in a Game: Jahmir Young (6) vs. Nebraska, 1/28/2023.

A Player Had 7 Steals in a Game: Chris McCray (7) vs. Wagner, 1/4/2003.

A Player Had 8 Steals in a Game: Juan Dixon (8) vs. Florida State, 1/26/2002.

A Player Had 9 Steals in a Game: Johnny Rhodes (9) at North Carolina, 2/7/1996.

MISCELLANEOUS

A Player Topped the Team in Scoring, Rebounding and Assists for a Game: *Jahmir Young (37 points, 7 rebounds, 3 assists at UCLA, 12/22/23).*

A Player Hit a Shot with <5 seconds left to Win a Game: *Jahmir Young with a driving lay-up at Iowa with 1.5 seconds remaining (8 pts in last 90 seconds), 1/24/24.*

A Player Hit Last-Second Free Throws to Win a Game: Ian Martinez vs. Hofstra (11/19/21) hit two free throws with 4 seconds remaining to clinch a 69-67 win

An Opposing Player Hit a Last-Second Shot to Win a Game: Malik Hall (MSU) hit a gamewinning lay-up with 2 seconds left for a 65-63 win, 2/1/2022.

Player Played Every Minute of a Game: *Jahmir Young vs. #10 Illinois (1/14/24)*

Three True Freshmen Started A Game: Eric Ayala, Aaron Wiggins and Jalen Smith, 11/9/18 vs. Navy

TEAM

Maryland Ranked No. 1 in AP Top-25: Never.

Maryland Ranked No. 1 in Coaches Top-25: April 2, 2002

Maryland Defeated A No. 1-Ranked Opponent: 2/16/2013 at Comcast Center - Maryland 83, [2/1] Duke 81.

Maryland Defeated A Top-5 Ranked Opponent: 2/16/23 at XFINITY Center - Maryland 68, #3 Purdue 54

Maryland Defeated Back-to-Back Ranked Opponents at Home: 1/2/19 at XFINITY Center - Maryland 74, #24 Nebraska 72 and 1/11/19 at XFINITY Center - Maryland 78, #22 IU 75

Last Overtime Game: 2/10/24 - Ohio State 79, Maryland 75 (2OT)

Last Overtime Victory at Home: 12/6/23 - Maryland 81, Penn State 75 (OT)

Last Overtime Victory on the Road: 1/12/22 - Maryland 94, Northwestern 87 (2OT)

Maryland Scored 100 Points or more: 12/6/23 - Maryland 105, Alcorn State 65

Maryland Had A Run of 20 Points: 11/29/20 - 21 pts - Maryland 79, Mount St. Mary's 61

Maryland Had A Run of 25 Points: 11/13/13 - 29 pts - at Maryland 67, ACU 44

Maryland Erased a 15-Point Deficit to Win: at Minnesota - trailed 47-30 with 0:43 left in the first half, 2/26/20

Maryland Erased a 16-Point Deficit to Win: at Minnesota - trailed 47-30 with 0:43 left in the first half, 2/26/20

Maryland Erased a 17-Point Deficit to Win: at Minnesota - trailed 47-30 with 0:43 left in the first half, 2/26/20

Maryland Erased a 18-Point Deficit to Win: vs. NC State (3/13/04, ACC Tournament)

Maryland Erased a 19-Point Deficit to Win: vs. NC State (3/13/04, ACC Tournament)

Maryland Erased a 20-Point Deficit to Win: vs. NC State (3/13/04, ACC Tournament)

Maryland Erased a 21-Point Deficit to Win: vs. NC State (3/13/04, ACC Tournament)

Maryland Erased a 22-Point Deficit to Win: at North Carolina, 1/8/97

Items in **BOLD** occurred in 2023-24

2023-24 STARTING LINEUPS

Date	Opponent	Score	Starters	FG	%	3FG	%	FT	%	reb	a	stl	to	a/to	pts	pt%
11-07-23	Mount St. Mary's	W 68-53	01 YOUNG,J 05 HARRIS-SMITH,D 10 REESE,J 22 GERONIMO,J 24 SCOTT,D	20-37	54	1-8	13	12-20	60	24	6	6	12	0.5	53	77.9
11-10-23	vs. Davidson	L 61-64	01 YOUNG,J 05 HARRIS-SMITH,D 10 REESE,J 22 GERONIMO,J 24 SCOTT,D	17-43	40	3-12	25	13-18	72	27	12	5	11	1.1	50	82.0
11-12-23	vs. UAB	L 63-66	01 YOUNG,J 05 HARRIS-SMITH,D 10 REESE,J 11 BATCHELOR 24 SCOTT,D	15-41	37	4-14	29	11-14	79	24	9	4	12	0.8	45	71.4
11-17-23	at Villanova	L 40-57	01 YOUNG,J 05 HARRIS-SMITH,D 10 REESE,J 12 KAISER, 24 SCOTT,D	8-33	24	5-17	29	7-12	58	11	6	7	7	0.9	28	70.0
11-21-23	UMBC	W 92-68	01 YOUNG,J 05 HARRIS-SMITH,D 10 REESE,J 22 GERONIMO,J 24 SCOTT,D	23-46	50	4-12	33	20-31	65	35	6	8	9	0.7	70	76.1
11-25-23	South Alabama	W 68-55	01 YOUNG,J 05 HARRIS-SMITH,D 10 REESE,J 22 GERONIMO,J 24 SCOTT,D	24-50	48	5-24	21	15-20	75	34	13	5	13	1.0	68	100.0
11-28-23	Rider	W 103-76	01 YOUNG,J 05 HARRIS-SMITH,D 10 REESE,J 22 GERONIMO,J 24 SCOTT,D	22-37	59	4-10	40	26-36	72	24	12	10	5	2.4	74	71.8
12-01-23	at Indiana	L 53-65	01 YOUNG,J 05 HARRIS-SMITH,D 10 REESE,J 22 GERONIMO,J 24 SCOTT,D	16-47	34	2-13	15	11-16	69	21	5	7	8	0.6	45	84.9
12-06-23	Penn St.	Wot 81-75	01 YOUNG,J 05 HARRIS-SMITH,D 10 REESE,J 22 GERONIMO,J 24 SCOTT,D	20-55	36	2-15	13	25-33	76	45	9	3	13	0.7	67	82.7
12-12-23	Alcorn	W 105-65	01 YOUNG,J 05 HARRIS-SMITH,D 10 REESE,J 22 GERONIMO,J 24 SCOTT,D	15-32	47	5-13	38	24-29	83	16	14	4	6	2.3	59	56.2
12-19-23	Nicholls	W 73-67	01 YOUNG,J 05 HARRIS-SMITH,D 10 REESE,J 22 GERONIMO,J 24 SCOTT,D	18-50	36	7-20	35	17-27	63	36	8	3	5	1.6	60	82.2
12-22-23	at UCLA	W 69-60	01 YOUNG,J 05 HARRIS-SMITH,D 10 REESE,J 22 GERONIMO,J 24 SCOTT,D	20-41	49	8-18	44	21-30	70	25	6	4	8	0.8	69	100.0
12-28-23	Coppin St.	W 75-53	02 LONG,J 05 HARRIS-SMITH,D 10 REESE,J 22 GERONIMO,J 24 SCOTT,D	23-40	57	5-12	42	10-16	63	28	14	4	9	1.6	61	81.3
01-02-24	Purdue	L 53-67	01 YOUNG,J 05 HARRIS-SMITH,D 10 REESE,J 22 GERONIMO,J 24 SCOTT,D	18-50	36	3-14	21	6-11	55	26	2	6	7	0.3	45	84.9
01-07-24	at Minnesota	L 62-65	01 YOUNG,J 05 HARRIS-SMITH,D 10 REESE,J 22 GERONIMO,J 24 SCOTT,D	17-42	40	3-8	38	18-22	82	28	10	4	13	0.8	55	88.7
01-11-24	Michigan	W 64-57	01 YOUNG,J 05 HARRIS-SMITH,D 10 REESE,J 22 GERONIMO,J 24 SCOTT,D	18-40	45	5-14	36	17-23	74	28	11	6	7	1.6	58	90.6
01-14-24	at Illinois	W 76-67	01 YOUNG,J 05 HARRIS-SMITH,D 10 REESE,J 22 GERONIMO,J 24 SCOTT,D	28-61	46	3-14	21	12-17	71	30	13	4	6	2.2	71	93.4
01-17-24	at Northwestern	L 69-72	01 YOUNG,J 05 HARRIS-SMITH,D 10 REESE,J 22 GERONIMO,J 24 SCOTT,D	25-44	57	6-14	43	13-16	81	24	8	3	10	0.8	69	100.0
01-21-24	Michigan St.	L 59-61	01 YOUNG,J 05 HARRIS-SMITH,D 10 REESE,J 22 GERONIMO,J 24 SCOTT,D	18-42	43	5-16	31	9-11	82	29	8	4	16	0.5	50	84.7
01-24-24	at Iowa	W 69-67	01 YOUNG,J 05 HARRIS-SMITH,D 10 REESE,J 22 GERONIMO,J 24 SCOTT,D	22-42	52	5-9	56	14-18	78	23	7	4	10	0.7	63	91.3
01-27-24	Nebraska	W 73-51	01 YOUNG,J 05 HARRIS-SMITH,D 10 REESE,J 22 GERONIMO,J 24 SCOTT,D	18-50	36	4-17	24	8-11	73	38	14	9	6	2.3	48	65.8
02-03-24	at Michigan St.	L 54-63	01 YOUNG,J 05 HARRIS-SMITH,D 10 REESE,J 22 GERONIMO,J 24 SCOTT,D	17-52	33	7-27	26	11-11	100	23	6	4	9	0.7	52	96.3
02-06-24	Rutgers	L 53-56	01 YOUNG,J 05 HARRIS-SMITH,D 10 REESE,J 22 GERONIMO,J 24 SCOTT,D	16-44	36	2-11	18	13-19	68	31	5	3	13	0.4	47	88.7
02-10-24	at Ohio State	L2ot 75-79	01 YOUNG,J 10 REESE,J 12 KAISER, 14 TRAORE,M 24 SCOTT,D	21-52	40	6-12	50	18-28	64	32	8	2	10	0.8	66	88.0
02-14-24	Iowa	W 78-66	01 YOUNG,J 02 LONG,J 10 REESE,J 14 TRAORE,M 24 SCOTT,D	16-34	47	1-8	13	17-21	81	23	7	5	7	1.0	50	64.1
02-17-24	Illinois	L 80-85	01 YOUNG,J 05 HARRIS-SMITH,D 10 REESE,J 12 KAISER, 14 TRAORE	19-45	42	2-10	20	18-21	86	27	8	3	4	2.0	58	72.5
02-20-24	at Wisconsin	L 70-74	01 YOUNG,J 05 HARRIS-SMITH,D 10 REESE,J 22 GERONIMO,J 24 SCOTT,D	21-47	45	3-13	23	15-21	71	19	7	4	9	0.8	60	85.7
02-25-24	at Rutgers	W 63-46	01 YOUNG,J 05 HARRIS-SMITH,D 10 REESE,J 22 GERONIMO,J 24 SCOTT,D	20-46	43	6-16	38	15-24	63	31	14	4	13	1.1	61	96.8
02-28-24	Northwestern	L 61-68	01 YOUNG,J 05 HARRIS-SMITH,D 10 REESE,J 22 GERONIMO,J 24 SCOTT,D	19-44	43	2-16	13	16-22	73	21	9	1	7	1.3	56	91.8
03-03-24	Indiana	L 78-83	01 YOUNG,J 02 LONG,J 10 REESE,J 22 GERONIMO,J 24 SCOTT,D	27-54	50	8-20	40	9-10	90	20	10	6	10	1.0	71	91.0
Starter Averages				19-45	43	4-14	30	15-20	73	26.8	8.9	4.7	9.2	1.0	57.6	82.8
Bench Averages				4-12	34	2-7	27	2-3	69	9.3	1.8	1.7	2.5	0.7	12.0	17.2

Starting Lineup Used

Starting Lineup Used	Games	Record
01 YOUNG,J 05 HARRIS-SMITH,D 10 REESE,J 22 GERONIMO,J 24 SCOTT,D	24	13-11
02 LONG,J 05 HARRIS-SMITH,D 10 REESE,J 22 GERONIMO,J 24 SCOTT,D	1	1-0
01 YOUNG,J 05 HARRIS-SMITH,D 10 REESE,J 11 BATCHELOR,N 24 SCOTT,D	1	0-1
01 YOUNG,J 05 HARRIS-SMITH,D 10 REESE,J 12 KAISER 24 SCOTT,D	1	0-1
01 YOUNG,J 10 REESE,J 12 KAISER 14 TRAORE,M 24 SCOTT,D	1	0-1
01 YOUNG,J 2 LONG,J 10 REESE,J 14 TRAORE,M 24 SCOTT,D	1	1-0
01 YOUNG,J 05 HARRIS-SMITH,D 10 REESE,J 12 KAISER, 14 TRAORE,M	1	0-1

INDIVIDUAL

LED MARYLAND IN SCORING

(includes ties)	Overall	B1G
Jahmir Young	21	15
Julian Reese	9	3
Donta Scott	2	1

LED MARYLAND IN REBOUNDING

	Overall	B1G
Julian Reese	25	16
Donta Scott	3	2
Jahmir Young	2	1
Jordan Geronimo	1	1
Caelum Swanton-Rodger	1	1

LED MARYLAND IN ASSISTS

	Overall	B1G
Jahmir Young	22	14
DeShawn Harris-Smith	6	3
Jahari Long	3	2
Julian Reese	2	2
Donta Scott	1	1
Jahnathan Lamothe	1	-

LED MARYLAND IN BLOCKS

	Overall	B1G
Julian Reese	21	11
Jordan Geronimo	10	7
Donta Scott	3	2
Caelum Swanton-Rodger	2	2
Jamie Kaiser, Jr.	1	1
Mady Traore	1	1
Jahmir Young	1	-

LED MARYLAND IN STEALS

	Overall	B1G
Jahmir Young	11	8
Jordan Geronimo	10	7
Julian Reese	9	6
Jamie Kaiser, Jr.	9	8
DeShawn Harris-Smith	7	4
Donta Scott	7	5
Jahari Long	6	2
Jahnathan Lamothe	1	-
Mady Traore	1	1

Double-figure scoring gms — Young 28, Reese 25, Scott 18, Harris-Smith 7, Geronimo 5, Kaiser 3, Long 3, Lamothe 1

20-point scoring games — Young 18, Reese 4, Scott 1

30-point scoring games — Young 3

Double-figure rebounding games — Reese 16, Scott 2, Young 2, Geronimo 1

Double-figure assists games — n/a

DOUBLE-DOUBLES

Player	Statistics	Opponent
Julian Reese	16 pts, 11 reb	vs. Davidson
Julian Reese	15 pts, 13 reb	vs. UMBC
Julian Reese	19 pts, 15 reb	vs. South Alabama
Julian Reese	22 pts, 12 reb	vs. Rider
Julian Reese	24 pts, 15 reb	vs. Penn State
Jahmir Young	23 pts, 11 reb	vs. Nicholls
Julian Reese	18 pts, 10 reb	vs. Coppin State
Julian Reese	14 pts, 13 reb	vs. Michigan
Julian Reese	20 pts, 11 reb	at #10 Illinois
Julian Reese	10 pts, 12 reb	vs. Michigan State
Julian Reese	15 pts, 16 reb	vs. Nebraska
Donta Scott	13 pts, 10 reb	at Michigan State
Julian Reese	19 pts, 12 reb	vs. Rutgers
Jahmir Young	16 pts, 12 reb	vs. Rutgers
Julian Reese	13 pts, 13 reb	at Ohio State
Julian Reese	16 pts, 13 reb	vs. Iowa
Julian Reese	18 pts, 11 reb	vs. #14 Illinois
Jordan Geronimo	11 pts, 11 reb	at Rutgers
Julian Reese	13 pts, 11 reb	vs. Indiana

TERP TENDENCIES & STREAKS

Maryland's Record	Overall	Strk.	Streak Started
Overall Record	15-15	L2	Northwestern, 2/28/24
Home	11-6	L3	#14 Illinois, 2/17/24
Road	4-7	W1	at Rutgers, 2/25/24
Neutral	0-2	L3	vs. Alabama, 3/18/23
Leading at the half	10-4	L1	Indiana, 3/3/24
Trailing at the half	5-11	L3	#14 Illinois, 2/17/24
Leading with 5:00 to play	13-1	W2	Iowa, 2/14/24
Trailing with 5:00 to play	1-14	L6	at Michigan St, 2/3/24
In single overtime	1-0	W1	Penn State, 12/6/23
In double overtime	0-1	L1	at Ohio State, 2/10/24
Shooting .500 or better	2-1	L1	at Northwestern, 1/17/24
Shooting .451-.499	6-2	L2	at Wisconsin, 2/20/24
Shooting .400-.450	5-2	W1	at Rutgers, 2/25/24
Shooting below .400	2-10	L6	#1 Purdue, 1/2/24
Opp. shooting .500 or better	0-1	L2	vs. Indiana, 3/10/23
Opp. shooting .451-.499	0-4	L6	Ohio State, 3/1/23
Opp. shooting .400-.450	3-9	L1	at Wisconsin, 2/20/24
Opp. shooting below .400	12-1	W1	at Rutgers, 2/25/24
Higher FG% than opp.	13-2	W1	at Rutgers, 2/25/24
Lower FG% than opp.	2-12	L8	#1 Purdue, 1/2/24
More 3-point FGs	10-7	L1	Indiana, 3/3/24
Fewer 3-point FGs	4-6	L1	#14 Illinois, 2/17/24
Making more free throws	12-5	W2	Iowa, 2/14/24
Making fewer free throws	3-10	L4	#14 Illinois, 2/17/24
Outrebounding opponent	11-7	W1	at Rutgers, 2/25/24
Outrebounded by opp.	3-8	L4	at Michigan St, 2/3/24
More turnovers than opp.	6-6	W2	Iowa, 2/14/24
Fewer turnovers than opp.	7-8	L4	#14 Illinois, 2/17/24
Scoring more bench pts.	7-3	L1	#14 Illinois, 2/17/24
Scoring fewer bench pts.	8-10	L1	Indiana, 3/3/24

Maryland's Record	Overall	Strk.	Streak Started
Games decided by <3	1-6	L1	Rutgers, 2/6/24
Games decided by 4-8	3-6	L5	at Wisconsin, 2/20/24
Games decided by 9-12	3-2	W1	Iowa, 2/14/24
Games decided by 13-19	3-2	W1	at Rutgers, 2/25/24
Games decided by 20+	5-0	W5	UMBC, 11/21/23
vs. Top-10 opponent	1-1	W1	at #10 Illinois, 1/14/24
vs. Top-25 opponent	1-3	L1	#14 Illinois, 2/17/24
vs. Unranked opponent	14-12	L2	Northwestern, 2/28/24
Player scores 30+ pts.	1-2	L2	at Northwestern, 1/17/24
Player scores 20+ pts.	10-9	L2	Northwestern, 2/28/24
Terps score under 60 pts.	0-6	L22	at Clemson, 12/9/20
Terps score 60-69 pts.	6-5	L1	Northwestern, 2/28/24
Terps score 70-79 pts.	5-3	L2	at Wisconsin, 2/20/24
Terps score 80-89 pts.	1-1	L1	#14 Illinois, 2/17/24
Terps score 90-99 pts.	1-0	W27	at UNC, 2/3/09
Terps score 80+ pts.	3-0	W13	Iowa, 2/10/22
Terps score 80-89 pts.	3-0	W37	at UNC, 2/3/09
Terps score 100+ pts.	2-0	W54	Duke, 2/10/90
Opp. player scores 30+ pts.	0-0	L1	at Michigan, 1/1/23
Opp. player scores 20+ pts.	4-7	L4	#14 Illinois, 2/17/24
Opp. score under 60 pts.	6-2	W1	at Rutgers, 2/25/24
Opp. score 60-69 pts.	7-8	L1	Northwestern, 2/28/24
Opp. score 70-79 pts.	2-3	L3	at Wisconsin, 2/20/24
Opp. score 80-89 pts.	0-2	L7	at Michigan, 1/18/22
Opp. score 90-99 pts.	0-0	L3	at Michigan St, 1/4/18
Opp. score 100+ pts.	0-0	L1	Iowa, 2/10/22
In November	4-3	W3	Rider, 11/28/23
In December	5-1	W5	Penn State, 12/6/23
In January	4-4	W2	at Iowa, 1/24/24
In February	2-6	L1	Northwestern, 2/28/24
In March	0-1	L2	vs. Alabama, 3/18/23

MARYLAND'S LARGEST

LEAD

Overall: 40 (2nd-00:24, 105-65, vs. Alcorn State, 12/6/23)
 B1G: 25 (2:21, 73-48, vs. Nebraska, 1/27/24)

DEFICIT

Overall: 32 (2nd-13:31, 49-17, at Villanova, 11/17/23)
 B1G: 23 (2nd-11:24, 58-35, at Indiana, 12/1/23)

DEFICIT IN VICTORY

Overall: 12 (2nd-19:12, 33-21, vs. Michigan, 1/11/24)
 B1G: 12 (2nd-19:12, 33-21, vs. Michigan, 1/11/24)

MARGIN OF VICTORY

Overall: 40 (105-65) vs. Alcorn State, 12/6/23
 B1G: 22 (73-51) vs. Nebraska, 1/27/24

MARGIN OF DEFEAT

Overall: 17 (57-40) at Villanova, 11/17/23
 B1G: 14 (67-53) vs. #1 Purdue, 1/2/24

HALFTIME LEAD

Overall: 33 vs. UMBC, 11/21/23
 B1G: 17 vs. Nebraska, 1/27/24

HALFTIME DEFICIT

Overall: 24 at Villanova, 11/17/23
 B1G: 13 (32-19) vs. #1 Purdue, 1/2/24

HOME CROWD

Overall: 17,950 vs. #14 Illinois, 2/17/24
 B1G: 17,950 vs. #14 Illinois, 2/17/24

ROAD CROWD

Overall: 17,222 at Indiana, 12/1/23
 B1G: 17,222 at Indiana, 12/1/23

NEUTRAL CROWD

Overall: 3,114 vs. Davidson, 11/10/23



2023-24 Maryland Men's Basketball
Combined Team Statistics
All games

Game Records

Record	Overall	Home	Away	Neutral
ALL GAMES	15-15	11-6	4-7	0-2
CONFERENCE	7-12	4-6	3-6	0-0
NON-CONFERENCE	8-3	7-0	1-1	0-2

Score by Periods

Team	1st	2nd	OT	TOT
Maryland	978	1086	24	2088
Opponents	914	1015	22	1951

Team Box Score

No.	Player	Total					3-Point		F-Throw		Rebounds					PF	DQ	A	TO	BLK	STL	PTS	AVG
		GP-GS	MIN	AVG	FG-FGA	FG%	3FG-3FGA	3FG%	FT-FTA	FT%	OFF	DEF	TOT	AVG									
1	YOUNG, Jahmir	29-29	1040:47	35.9	183-453	.404	54-160	.338	187-206	.908	31	109	140	4.8	38	0	122	80	9	36	607	20.9	
10	REESE, Julian	30-30	963:46	32.1	149-275	.542	0-0	.000	119-210	.567	96	196	292	9.7	89	3	36	72	56	31	417	13.9	
24	SCOTT, Donta	30-29	924:36	30.8	116-285	.407	50-148	.338	60-76	.789	38	107	145	4.8	59	1	33	35	15	20	342	11.4	
5	HARRIS-SMITH, DeShawn	30-27	882:05	29.4	77-209	.368	13-79	.165	45-74	.608	34	95	129	4.3	79	2	62	53	4	29	212	7.1	
22	GERONIMO, Jordan	28-25	663:52	23.7	58-130	.446	8-44	.182	35-50	.700	51	60	111	4.0	77	3	14	30	32	25	159	5.7	
2	LONG, Jahari	28-3	518:33	18.5	44-105	.419	20-58	.345	22-29	.759	8	22	30	1.1	54	0	40	26	4	18	130	4.6	
12	KAISER, JR., Jamie	30-3	565:01	18.8	34-137	.248	25-101	.248	24-31	.774	25	38	63	2.1	54	3	7	15	2	26	117	3.9	
11	BATCHELOR, Noah	23-1	156:45	6.8	10-32	.313	9-29	.310	5-5	1.000	1	5	6	0.3	12	0	0	7	1	0	34	1.5	
14	TRAORE, Mady	10-3	90:43	9.1	7-19	.368	0-4	.000	0-0	.000	6	6	12	1.2	10	0	1	2	2	1	14	1.4	
35	SWANTON-RODGER, Caelum	28-0	159:43	5.7	16-25	.640	0-0	.000	6-16	.375	20	23	43	1.5	44	2	2	8	12	3	38	1.4	
40	MURPHY, Ben	4-0	08:58	2.2	1-5	.200	0-2	.000	2-2	1.000	1	0	1	0.3	0	0	1	0	0	1	4	1.0	
0	LAMOTHE, Jahnathan	13-0	94:04	7.2	4-13	.308	2-9	.222	2-4	.500	2	8	10	0.8	9	0	4	7	2	4	12	0.9	
30	SOTELL, Lukas	4-0	06:07	1.5	1-1	1.000	0-0	.000	0-0	.000	0	1	1	0.3	2	0	0	0	0	0	2	0.5	
Team											44	56	100				14						
Total		30	6075		700-1689	.414	181-634	.285	507-703	.721	357	726	1083	36.1	527	14	322	349	139	194	2088	69.6	
Opponents		30	6075		683-1642	.416	153-483	.317	432-564	.766	292	733	1025	34.2	576	20	312	381	108	173	1951	65.0	

Team Statistics

	MD	OPP
Scoring	2088	1951
Points per game	69.6	65.0
Scoring margin	+4.6	-
Field goals-att	700-1689	683-1642
Field goal pct	.414	.416
3 point fg-att	181-634	153-483
3-point FG pct	.285	.317
3-pt FG made per game	6.0	5.1
Free throws-att	507-703	432-564
Free throw pct	.721	.766
F-Throws made per game	16.9	14.4
Rebounds	1083	1025
Rebounds per game	36.1	34.2
Rebounding margin	+1.9	-
Assists	322	312
Assists per game	10.7	10.4
Turnovers	349	381
Turnovers per game	11.6	12.7
Turnover margin	+1.1	-
Assist/turnover ratio	0.9	0.8
Steals	194	173
Steals per game	6.5	5.8
Blocks	139	108
Blocks per game	4.6	3.6
Winning streak	0	-
Home win streak	0	-
Attendance	225805	120504
Home games-Avg/Game	17-13283	11-10955
Neutral site-Avg/Game	-	2-2311

Team Results

Date	Opponent		Score	Att.
11/07/2023	Mount St. Mary's	W	68-53	14044
11/10/2023	vs Davidson	L	61-64	3114
11/12/2023	vs UAB	L	63-66	1507
11/17/2023	at Villanova	L	40-57	6501
11/21/2023	UMBC	W	92-68	13146
11/25/2023	South Alabama	W	68-55	12358
11/28/2023	Rider	W	103-76	10432
12/01/2023	at Indiana	L	53-65	17222
12/06/2023	Penn St.	Wot	81-75	15290
12/12/2023	Alcorn	W	105-65	10008
12/19/2023	Nicholls	W	73-67	11004
12/22/2023	at UCLA	W	69-60	7065
12/28/2023	Coppin St.	W	75-53	10891
01/02/2024	Purdue	L	53-67	14314
01/07/2024	at Minnesota	L	62-65	8583
01/11/2024	Michigan	W	64-57	12007
01/14/2024	at Illinois	W	76-67	15544
01/17/2024	at Northwestern	L	69-72	5642
01/21/2024	Michigan St.	L	59-61	15103
01/24/2024	at Iowa	W	69-67	8532
01/27/2024	Nebraska	W	73-51	15481
02/03/2024	at Michigan St.	L	54-63	14797
02/06/2024	Rutgers	L	53-56	12866
02/10/2024	at Ohio St.	Lot2	75-79	13471
02/14/2024	Iowa	W	78-66	12031
02/17/2024	Illinois	L	80-85	17950
02/20/2024	at Wisconsin	L	70-74	15147
02/25/2024	at Rutgers	W	63-46	8000
02/28/2024	Northwestern	L	61-68	12340
03/03/2024	Indiana	L	78-83	16540



2023-24 Maryland Men's Basketball
Combined Team Statistics
In Conference games

Game Records

Record	Overall	Home	Away	Neutral
ALL GAMES	7-12	4-6	3-6	0-0
CONFERENCE	7-12	4-6	3-6	0-0
NON-CONFERENCE	0-0	0-0	0-0	0-0

Score by Periods

Team	1st	2nd	OT	TOT
Maryland	572	675	24	1271
Opponents	616	629	22	1267

Team Box Score

No.	Player	Total			3-Point			F-Throw		Rebounds				Other								
		GP-GS	MIN	AVG	FG-FGA	FG%	3FG-3FGA	3FG%	FT-FTA	FT%	OFF	DEF	TOT	AVG	PF	DQ	A	TO	BLK	STL	PTS	AVG
1	YOUNG, Jahmir	19-19	717:45	37.8	128-326	.393	32-103	.311	135-148	.912	23	77	100	5.3	21	0	78	49	4	21	423	22.3
10	REESE, Julian	19-19	650:33	34.2	100-180	.556	0-0	.000	69-122	.566	60	129	189	9.9	59	1	29	54	27	21	269	14.2
24	SCOTT, Donta	19-18	625:26	32.9	76-194	.392	31-97	.320	36-47	.766	21	73	94	4.9	46	1	23	28	12	14	219	11.5
5	HARRIS-SMITH, DeShawn	19-16	575:04	30.3	48-127	.378	7-47	.149	20-29	.690	19	58	77	4.1	58	2	30	28	1	12	123	6.5
22	GERONIMO, Jordan	17-16	424:08	24.9	30-79	.380	6-28	.214	9-14	.643	33	38	71	4.2	44	0	5	19	21	15	75	4.4
2	LONG, Jahari	17-2	296:44	17.5	23-55	.418	12-29	.414	11-16	.688	2	7	9	0.5	33	0	21	16	3	4	69	4.1
12	KAISER, JR., Jamie	19-2	377:35	19.9	20-82	.244	16-60	.267	18-22	.818	18	27	45	2.4	40	3	5	12	2	18	74	3.9
14	TRAORE, Mady	5-3	44:26	8.9	5-11	.455	0-2	.000	0-0	.000	4	3	7	1.4	5	0	0	2	1	1	10	2.0
35	SWANTON-RODGER, Caelum	19-0	81:59	4.3	3-6	.500	0-0	.000	0-1	.000	10	9	19	1.0	21	0	2	5	7	0	6	0.3
11	BATCHELOR, Noah	13-0	58:12	4.5	1-7	.143	1-6	.167	0-0	.000	0	0	0	0.0	5	0	0	1	1	0	3	0.2
0	LAMOTHE, Jahnathan	7-0	23:08	3.3	0-1	.000	0-1	.000	0-0	.000	0	3	3	0.4	4	0	0	3	1	0	0	0.0
Team											27	34	61					7				
Total		19	3875		434-1068	.406	105-373	.282	298-399	.747	217	458	675	35.5	336	7	193	224	80	106	1271	66.9
Opponents		19	3875		440-1033	.426	100-329	.304	287-365	.786	168	470	638	33.6	340	12	213	220	75	111	1267	66.7

Team Statistics

	MD	OPP
Scoring	1271	1267
Points per game	66.9	66.7
Scoring margin	+0.2	-
Field goals-att	434-1068	440-1033
Field goal pct	.406	.426
3 point fg-att	105-373	100-329
3-point FG pct	.282	.304
3-pt FG made per game	5.5	5.3
Free throws-att	298-399	287-365
Free throw pct	.747	.786
F-Throws made per game	15.7	15.1
Rebounds	675	638
Rebounds per game	35.5	33.6
Rebounding margin	+1.9	-
Assists	193	213
Assists per game	10.2	11.2
Turnovers	224	220
Turnovers per game	11.8	11.6
Turnover margin	-0.2	-
Assist/turnover ratio	0.9	1.0
Steals	106	111
Steals per game	5.6	5.8
Blocks	80	75
Blocks per game	4.2	3.9
Winning streak	0	-
Home win streak	0	-
Attendance	143922	106938
Home games-Avg/Game	10-14392	9-11882
Neutral site-Avg/Game	-	0-0

Team Results

Date	Opponent	Score	Att.
12/01/2023	at Indiana	L 53-65	17222
12/06/2023	Penn St.	Wot 81-75	15290
01/02/2024	Purdue	L 53-67	14314
01/07/2024	at Minnesota	L 62-65	8583
01/11/2024	Michigan	W 64-57	12007
01/14/2024	at Illinois	W 76-67	15544
01/17/2024	at Northwestern	L 69-72	5642
01/21/2024	Michigan St.	L 59-61	15103
01/24/2024	at Iowa	W 69-67	8532
01/27/2024	Nebraska	W 73-51	15481
02/03/2024	at Michigan St.	L 54-63	14797
02/06/2024	Rutgers	L 53-56	12866
02/10/2024	at Ohio St.	Lot2 75-79	13471
02/14/2024	Iowa	W 78-66	12031
02/17/2024	Illinois	L 80-85	17950
02/20/2024	at Wisconsin	L 70-74	15147
02/25/2024	at Rutgers	W 63-46	8000
02/28/2024	Northwestern	L 61-68	12340
03/03/2024	Indiana	L 78-83	16540

2023-24 STATISTICS



2023-24 Maryland Men's Basketball Team High/Low Analysis All games

as

Maryland - Game Highs

POINTS	105		Alcorn (12/12/2023)
	103		Rider (11/28/2023)
	92		UMBC (11/21/2023)
	81		Penn St. (12/06/2023)
	80		Illinois (02/17/2024)
FIELD GOALS MADE	33		Rider (11/28/2023)
	31		UMBC (11/21/2023)
FIELD GOAL ATTEMPTS	68		UMBC (11/21/2023)
	67		Penn St. (12/06/2023)
FIELD GOAL PERCENTAGE	.579	(33-57)	Rider (11/28/2023)
	.526	(30-57)	Alcorn (12/12/2023)
3 PT FG MADE	14		Alcorn (12/12/2023)
	11		Nebraska (01/27/2024)
3 PT FG ATTEMPTS	31		South Alabama (11/25/2023)
	30		at Michigan St. (02/03/2024)
	30		Alcorn (12/12/2023)
3 PT FG PERCENTAGE	.467	(14-30)	Alcorn (12/12/2023)
	.467	(7-15)	at Iowa (01/24/2024)
FREE THROWS MADE	31		Alcorn (12/12/2023)
	30		Penn St. (12/06/2023)
FREE THROW ATTEMPTS	45		Rider (11/28/2023)
	40		Alcorn (12/12/2023)
FREE THROW PERCENTAGE	1.000	(13-13)	at Michigan St. (02/03/2024)
	.900	(9-10)	Indiana (03/03/2024)
REBOUNDS	53		Penn St. (12/06/2023)
	46		Nicholls (12/19/2023)
	46		UMBC (11/21/2023)
ASSISTS	20		Alcorn (12/12/2023)
	17		Rider (11/28/2023)
STEALS	12		UMBC (11/21/2023)
	11		Nebraska (01/27/2024)
	11		Rider (11/28/2023)
	11		at Villanova (11/17/2023)
BLOCKED SHOTS	13		Nicholls (12/19/2023)
	8		at Iowa (01/24/2024)
TURNOVERS	18		Michigan St. (01/21/2024)
	17		at Minnesota (01/07/2024)
FOULS	29		at UCLA (12/22/2023)
	26		at Wisconsin (02/20/2024)

Maryland - Game Lows

POINTS	40		at Villanova (11/17/2023)
	53		Rutgers (02/06/2024)
	53		Purdue (01/02/2024)
	53		at Indiana (12/01/2023)
	54		at Michigan St. (02/03/2024)
FIELD GOALS MADE	12		at Villanova (11/17/2023)
	17		Rutgers (02/06/2024)
	17		at Michigan St. (02/03/2024)
FIELD GOAL ATTEMPTS	48		at Northwestern (01/17/2024)
	48		at UCLA (12/22/2023)
FIELD GOAL PERCENTAGE	.240	(12-50)	at Villanova (11/17/2023)
	.309	(17-55)	at Michigan St. (02/03/2024)
3 PT FG MADE	2		Northwestern (02/28/2024)
	2		Rutgers (02/06/2024)
	2		at Indiana (12/01/2023)
3 PT FG ATTEMPTS	12		at Minnesota (01/07/2024)
	15		at Wisconsin (02/20/2024)
	15		at Iowa (01/24/2024)
3 PT FG PERCENTAGE	.091	(2-22)	Northwestern (02/28/2024)
	.111	(2-18)	Rutgers (02/06/2024)
FREE THROWS MADE	6		Purdue (01/02/2024)
	9		Indiana (03/03/2024)
	9		Michigan St. (01/21/2024)
FREE THROW ATTEMPTS	10		Indiana (03/03/2024)
	11		Michigan St. (01/21/2024)
	11		Purdue (01/02/2024)
FREE THROW PERCENTAGE	.545	(6-11)	Purdue (01/02/2024)
	.619	(13-21)	Coppin St. (12/28/2023)
REBOUNDS	24		at Wisconsin (02/20/2024)
	26		Indiana (03/03/2024)
ASSISTS	5		Purdue (01/02/2024)
	6		Rutgers (02/06/2024)
	6		at UCLA (12/22/2023)
	6		Mount St. Mary's (11/07/2023)
STEALS	1		Northwestern (02/28/2024)
	3		Illinois (02/17/2024)
	3		at Ohio St. (02/10/2024)
	3		at Northwestern (01/17/2024)
BLOCKED SHOTS	1		at Ohio St. (02/10/2024)
	2		Indiana (03/03/2024)
	2		Northwestern (02/28/2024)
	2		at Wisconsin (02/20/2024)
	2		Iowa (02/14/2024)
	2		Rutgers (02/06/2024)
	2		at UCLA (12/22/2023)
TURNOVERS	6		Illinois (02/17/2024)
	6		Nicholls (12/19/2023)
	6		Rider (11/28/2023)
FOULS	11		Iowa (02/14/2024)
	12		Purdue (01/02/2024)
	12		Coppin St. (12/28/2023)

Opponent - Game Highs

POINTS	85		Illinois (02/17/2024)
	83		Indiana (03/03/2024)
	79		at Ohio St. (02/10/2024)
	76		Rider (11/28/2023)
	75		Penn St. (12/06/2023)
FIELD GOALS MADE	31		Indiana (03/03/2024)
	29		at Ohio St. (02/10/2024)
FIELD GOAL ATTEMPTS	68		UMBC (11/21/2023)
	66		at Ohio St. (02/10/2024)
FIELD GOAL PERCENTAGE	.564	(31-55)	Indiana (03/03/2024)
	.480	(24-50)	Illinois (02/17/2024)
3 PT FG MADE	12		Nicholls (12/19/2023)
	10		Nebraska (01/27/2024)
3 PT FG ATTEMPTS	25		Penn St. (12/06/2023)
	23		at Minnesota (01/07/2024)
3 PT FG PERCENTAGE	.556	(5-9)	Alcorn (12/12/2023)
	.545	(12-22)	Nicholls (12/19/2023)
FREE THROWS MADE	32		Illinois (02/17/2024)
	28		Northwestern (02/28/2024)
	28		at Wisconsin (02/20/2024)
FREE THROW ATTEMPTS	36		Illinois (02/17/2024)
	34		at UCLA (12/22/2023)
FREE THROW PERCENTAGE	1.000	(10-10)	South Alabama (11/25/2023)
	.913	(21-23)	vs UAB (N) (11/12/2023)
REBOUNDS	46		at Indiana (12/01/2023)
	42		UMBC (11/21/2023)
ASSISTS	18		at Minnesota (01/07/2024)
	17		at Indiana (12/01/2023)
STEALS	11		at Minnesota (01/07/2024)
	11		vs Davidson (N) (11/10/2023)
BLOCKED SHOTS	9		vs UAB (N) (11/12/2023)
	8		at Rutgers (02/25/2024)
TURNOVERS	23		UMBC (11/21/2023)
	20		Alcorn (12/12/2023)
FOULS	30		Penn St. (12/06/2023)
	30		Rider (11/28/2023)

Opponent - Game Lows

POINTS	46		at Rutgers (02/25/2024)
	51		Nebraska (01/27/2024)
	53		Coppin St. (12/28/2023)
	53		Mount St. Mary's (11/07/2023)
	55		South Alabama (11/25/2023)
FIELD GOALS MADE	17		at Rutgers (02/25/2024)
	17		Nebraska (01/27/2024)
	17		at UCLA (12/22/2023)
FIELD GOAL ATTEMPTS	40		at Villanova (11/17/2023)
	41		Northwestern (02/28/2024)
FIELD GOAL PERCENTAGE	.315	(17-54)	at UCLA (12/22/2023)
	.328	(21-64)	at Illinois (01/14/2024)
3 PT FG MADE	1		at UCLA (12/22/2023)
	1		vs UAB (N) (11/12/2023)
3 PT FG ATTEMPTS	9		Alcorn (12/12/2023)
	9		at Indiana (12/01/2023)
	9		Rider (11/28/2023)
	9		vs UAB (N) (11/12/2023)
3 PT FG PERCENTAGE	.071	(1-14)	at UCLA (12/22/2023)
	.111	(1-9)	vs UAB (N) (11/12/2023)
FREE THROWS MADE	7		Nebraska (01/27/2024)
	8		Iowa (02/14/2024)
	8		Purdue (01/02/2024)
	8		Coppin St. (12/28/2023)
	8		Alcorn (12/12/2023)
FREE THROW ATTEMPTS	9		Coppin St. (12/28/2023)
	10		Purdue (01/02/2024)
	10		South Alabama (11/25/2023)
FREE THROW PERCENTAGE	.500	(8-16)	Alcorn (12/12/2023)
	.529	(9-17)	Nicholls (12/19/2023)
REBOUNDS	22		Michigan St. (01/21/2024)
	25		Nebraska (01/27/2024)
ASSISTS	5		Coppin St. (12/28/2023)
	6		at Wisconsin (02/20/2024)
	6		at UCLA (12/22/2023)
	6		South Alabama (11/25/2023)
STEALS	1		Purdue (01/02/2024)
	1		UMBC (11/21/2023)
BLOCKED SHOTS	0		Northwestern (02/28/2024)
	1		Coppin St. (12/28/2023)
	1		at UCLA (12/22/2023)
	1		at Villanova (11/17/2023)
TURNOVERS	7		at Northwestern (01/17/2024)
	8		Michigan St. (01/21/2024)
	8		Nicholls (12/19/2023)
FOULS	7		Purdue (01/02/2024)
	10		Indiana (03/03/2024)



2023-24 Maryland Men's Basketball
Season Schedule/Results & Leaders
All games

Game Records

Record	Overall	Home	Away	Neutral
ALL GAMES	15-15	11-6	4-7	0-2
CONFERENCE	7-12	4-6	3-6	0-0
NON-CONFERENCE	8-3	7-0	1-1	0-2

Team Results

Date	Opponent		Score	Att.	High Points	High Rebounds
11/07/2023	Mount St. Mary's	W	68-53	14044	(18) REESE, Julian	(8) REESE, Julian
11/10/2023	vs Davidson	L	61-64	3114	(18) YOUNG, Jahmir	(11) REESE, Julian
11/12/2023	vs UAB	L	63-66	1507	(14) YOUNG, Jahmir	(7) SCOTT, Donta
11/17/2023	at Villanova	L	40-57	6501	(10) REESE, Julian	(6) REESE, Julian
11/21/2023	UMBC	W	92-68	13146	(20) YOUNG, Jahmir	(13) REESE, Julian
11/25/2023	South Alabama	W	68-55	12358	(19) SCOTT, Donta	(15) REESE, Julian
					(19) REESE, Julian	
11/28/2023	Rider	W	103-76	10432	(22) YOUNG, Jahmir	(12) REESE, Julian
					(22) REESE, Julian	
12/01/2023	at Indiana	L	53-65	17222	(20) YOUNG, Jahmir	(8) REESE, Julian
12/06/2023	Penn St.	Wot	81-75	15290	(28) YOUNG, Jahmir	(15) REESE, Julian
12/12/2023	Alcorn	W	105-65	10008	(15) REESE, Julian	(7) REESE, Julian
12/19/2023	Nicholls	W	73-67	11004	(23) YOUNG, Jahmir	(13) REESE, Julian
12/22/2023	at UCLA	W	69-60	7065	(37) YOUNG, Jahmir	(7) YOUNG, Jahmir
12/28/2023	Coppin St.	W	75-53	10891	(18) REESE, Julian	(10) REESE, Julian
01/02/2024	Purdue	L	53-67	14314	(26) YOUNG, Jahmir	(7) SCOTT, Donta
						(7) REESE, Julian
01/07/2024	at Minnesota	L	62-65	8583	(20) YOUNG, Jahmir	(9) REESE, Julian
01/11/2024	Michigan	W	64-57	12007	(22) SCOTT, Donta	(13) REESE, Julian
01/14/2024	at Illinois	W	76-67	15544	(28) YOUNG, Jahmir	(11) REESE, Julian
01/17/2024	at Northwestern	L	69-72	5642	(36) YOUNG, Jahmir	(9) REESE, Julian
01/21/2024	Michigan St.	L	59-61	15103	(19) YOUNG, Jahmir	(12) REESE, Julian
01/24/2024	at Iowa	W	69-67	8532	(22) YOUNG, Jahmir	(9) REESE, Julian
01/27/2024	Nebraska	W	73-51	15481	(15) REESE, Julian	(16) REESE, Julian
02/03/2024	at Michigan St.	L	54-63	14797	(31) YOUNG, Jahmir	(10) SCOTT, Donta
02/06/2024	Rutgers	L	53-56	12866	(19) REESE, Julian	(12) YOUNG, Jahmir
						(12) REESE, Julian
02/10/2024	at Ohio St.	Lot2	75-79	13471	(26) YOUNG, Jahmir	(13) REESE, Julian
02/14/2024	Iowa	W	78-66	12031	(21) YOUNG, Jahmir	(13) REESE, Julian
02/17/2024	Illinois	L	80-85	17950	(28) YOUNG, Jahmir	(11) REESE, Julian
02/20/2024	at Wisconsin	L	70-74	15147	(20) YOUNG, Jahmir	(7) REESE, Julian
02/25/2024	at Rutgers	W	63-46	8000	(20) REESE, Julian	(11) GERONIMO, Jordan
02/28/2024	Northwestern	L	61-68	12340	(24) YOUNG, Jahmir	(6) SWANTON-RODGER, Caelum
03/03/2024	Indiana	L	78-83	16540	(22) YOUNG, Jahmir	(11) REESE, Julian

Attendance Summary

	Games	Attend	Avg/Game
Home	17	225805	13283
Away	11	120504	10955





2023-24 Maryland Men's Basketball
Team Game-by-Game
All games

Opponent	Date	Score		Total		3-Pointers		Free throws		Rebounds										
				FG-FGA	PCT	3FG-3FGA	PCT	FT-FTA	PCT	OFF	DEF	TOT	AVG	PF	A	TO	BLK	STL	PTS	AVG
Mount St. Mary's	11/07/2023	68-53	W	24-49	.490	3-16	.188	17-25	.680	10	26	36	36.0	17	6	15	6	8	68	68.0
vs Davidson	11/10/2023	61-64	L	20-57	.351	5-23	.217	16-21	.762	16	22	38	37.0	18	13	13	5	8	61	64.5
vs UAB	11/12/2023	63-66	L	22-57	.386	6-23	.261	13-20	.650	12	24	36	36.7	17	10	15	3	6	63	64.0
at Villanova	11/17/2023	40-57	L	12-50	.240	5-26	.192	11-16	.688	11	17	28	34.5	17	9	12	4	11	40	58.0
UMBC	11/21/2023	92-68	W	31-68	.456	6-21	.286	24-37	.649	16	30	46	36.8	17	9	13	4	12	92	64.8
South Alabama	11/25/2023	68-55	W	24-57	.421	5-31	.161	15-20	.750	17	25	42	37.7	14	13	15	4	6	68	65.3
Rider	11/28/2023	103-76	W	33-57	.579	8-20	.400	29-45	.644	9	22	31	36.7	21	17	6	7	11	103	70.7
at Indiana	12/01/2023	53-65	L	20-56	.357	2-16	.125	11-17	.647	10	20	30	35.9	21	8	12	7	9	53	68.5
Penn St.	12/06/2023	81-75	Wot	23-67	.343	5-25	.200	30-39	.769	23	30	53	37.8	22	9	16	3	7	81	69.9
Alcorn	12/12/2023	105-65	W	30-57	.526	14-30	.467	31-40	.775	11	22	33	37.3	14	20	8	5	9	105	73.4
Nicholls	12/19/2023	73-67	W	22-62	.355	10-27	.370	19-29	.655	14	32	46	38.1	15	12	6	13	4	73	73.4
at UCLA	12/22/2023	69-60	W	20-48	.417	8-22	.364	21-30	.700	9	23	32	37.6	29	6	10	2	5	69	73.0
Coppin St.	12/28/2023	75-53	W	28-59	.475	6-22	.273	13-21	.619	15	25	40	37.8	12	14	12	6	8	75	73.2
Purdue	01/02/2024	53-67	L	21-63	.333	5-22	.227	6-11	.545	15	19	34	37.5	12	5	9	3	6	53	71.7
at Minnesota	01/07/2024	62-65	L	19-50	.380	4-12	.333	20-24	.833	12	26	38	37.5	20	10	17	6	6	62	71.1
Michigan	01/11/2024	64-57	W	20-49	.408	7-21	.333	17-23	.739	7	28	35	37.4	14	11	12	5	6	64	70.6
at Illinois	01/14/2024	76-67	W	30-65	.462	4-17	.235	12-17	.706	11	30	41	37.6	15	14	7	6	4	76	70.9
at Northwestern	01/17/2024	69-72	L	25-48	.521	6-17	.353	13-18	.722	6	21	27	37.0	21	12	13	5	3	69	70.8
Michigan St.	01/21/2024	59-61	L	21-50	.420	8-22	.364	9-11	.818	9	28	37	37.0	16	8	18	6	4	59	70.2
at Iowa	01/24/2024	69-67	W	24-51	.471	7-15	.467	14-20	.700	8	21	29	36.6	19	10	14	8	6	69	70.2
Nebraska	01/27/2024	73-51	W	26-64	.406	11-26	.423	10-14	.714	17	26	43	36.9	13	16	8	5	11	73	70.3
at Michigan St.	02/03/2024	54-63	L	17-55	.309	7-30	.233	13-13	1.000	12	18	30	36.6	15	8	13	5	5	54	69.5
Rutgers	02/06/2024	53-56	L	17-54	.315	2-18	.111	17-23	.739	12	26	38	36.7	14	6	15	2	6	53	68.8
at Ohio St.	02/10/2024	75-79	Lot2	24-62	.387	7-17	.412	20-30	.667	11	31	42	36.9	20	11	12	1	3	75	69.1
Iowa	02/14/2024	78-66	W	25-52	.481	4-17	.235	24-29	.828	12	25	37	36.9	11	11	11	2	7	78	69.4
Illinois	02/17/2024	80-85	L	26-63	.413	4-18	.222	24-29	.828	14	24	38	36.9	25	9	6	4	3	80	69.8
at Wisconsin	02/20/2024	70-74	L	24-52	.462	5-15	.333	17-23	.739	6	18	24	36.4	25	9	10	2	5	70	69.9
at Rutgers	02/25/2024	63-46	W	21-51	.412	6-19	.316	15-24	.625	15	27	42	36.6	15	15	14	6	6	63	69.6
Northwestern	02/28/2024	61-68	L	21-54	.389	2-22	.091	17-24	.708	11	20	31	36.4	23	9	7	2	1	61	69.3
Indiana	03/03/2024	78-83	L	30-62	.484	9-24	.375	9-10	.900	6	20	26	36.1	15	12	10	2	8	78	69.6
Total		2088		700-1689	.414	181-634	.285	507-703	.721	357	726	1083	36.1	527	322	349	139	194	2088	69.6
Opponents		1951		683-1642	.416	153-483	.317	432-564	.766	292	733	1025	34.2	576	312	381	108	173	1951	65.0

Maryland Averages

Games Played	Points/game	FG Pct	3FG Pct	FT Pct	Rebounds/game	Assists/game	Turnovers/game	Assist/Turnover ratio	Steals/game	Blocks/game
30	69.6	41.4	28.5	72.1	36.1	10.7	11.6	0.9	6.5	4.6



2023-24 Maryland Men's Basketball
Opponents Game-by-Game
All games

Opponent	Date	Score		Total		3-Pointers		Free throws		Rebounds										
				FG-FGA	PCT	3FG-3FGA	PCT	FT-FTA	PCT	OFF	DEF	TOT	AVG	PF	A	TO	BLK	STL	PTS	AVG
Mount St. Mary's	11/07/2023	68-53	W	21-59	.356	2-12	.167	9-12	.750	13	20	33	33.0	21	7	14	3	6	53	53.0
vs Davidson	11/10/2023	61-64	L	21-49	.429	8-15	.533	14-21	.667	11	25	36	34.5	21	15	15	3	11	64	58.5
vs UAB	11/12/2023	63-66	L	22-54	.407	1-9	.111	21-23	.913	8	25	33	34.0	17	8	14	9	10	66	61.0
at Villanova	11/17/2023	40-57	L	18-40	.450	7-18	.389	14-19	.737	7	28	35	34.3	18	7	17	1	6	57	60.0
UMBC	11/21/2023	92-68	W	27-68	.397	5-17	.294	9-14	.643	14	28	42	35.8	23	14	23	3	1	68	61.6
South Alabama	11/25/2023	68-55	W	20-51	.392	5-17	.294	10-10	1.000	6	20	26	34.2	18	6	11	2	8	55	60.5
Rider	11/28/2023	103-76	W	28-61	.459	2-9	.222	18-24	.750	16	24	40	35.0	29	10	15	2	2	76	62.7
at Indiana	12/01/2023	53-65	L	26-57	.456	3-9	.333	10-18	.556	15	31	46	36.4	17	17	16	4	7	65	63.0
Penn St.	12/06/2023	81-75	Wot	24-62	.387	8-25	.320	19-21	.905	9	22	31	35.8	30	12	12	5	9	75	64.3
Alcorn	12/12/2023	105-65	W	26-59	.441	5-9	.556	8-16	.500	14	18	32	35.4	24	9	20	2	6	65	64.4
Nicholls	12/19/2023	73-67	W	23-59	.390	12-22	.545	9-17	.529	9	31	40	35.8	23	12	8	6	4	67	64.6
at UCLA	12/22/2023	69-60	W	17-54	.315	1-14	.071	25-34	.735	17	23	40	36.2	25	6	10	1	3	60	64.3
Coppin St.	12/28/2023	75-53	W	20-55	.364	5-12	.417	8-9	.889	9	21	30	35.7	17	5	14	1	5	53	63.4
Purdue	01/02/2024	53-67	L	25-54	.463	9-20	.450	8-10	.800	10	29	39	35.9	7	16	12	2	1	67	63.6
at Minnesota	01/07/2024	62-65	L	24-59	.407	6-23	.261	11-18	.611	13	22	35	35.9	19	18	10	6	11	65	63.7
Michigan	01/11/2024	64-57	W	21-53	.396	5-15	.333	10-15	.667	6	26	32	35.6	18	10	11	2	4	57	63.3
at Illinois	01/14/2024	76-67	W	21-64	.328	6-22	.273	19-24	.792	15	26	41	35.9	14	8	9	3	5	67	63.5
at Northwestern	01/17/2024	69-72	L	24-55	.436	6-21	.286	18-22	.818	11	19	30	35.6	18	15	7	3	10	72	64.0
Michigan St.	01/21/2024	59-61	L	21-50	.420	7-16	.438	12-16	.750	2	20	22	34.9	14	9	8	4	10	61	63.8
at Iowa	01/24/2024	69-67	W	24-57	.421	3-14	.214	16-18	.889	13	23	36	35.0	18	11	14	3	5	67	64.0
Nebraska	01/27/2024	73-51	W	17-43	.395	10-21	.476	7-12	.583	3	22	25	34.5	14	10	18	3	5	51	63.4
at Michigan St.	02/03/2024	54-63	L	24-54	.444	4-14	.286	11-16	.688	12	24	36	34.5	14	14	12	5	7	63	63.4
Rutgers	02/06/2024	53-56	L	22-56	.393	3-13	.231	9-11	.818	10	27	37	34.7	19	7	15	6	8	56	63.0
at Ohio St.	02/10/2024	75-79	Lot2	29-66	.439	4-17	.235	17-20	.850	6	33	39	34.8	25	9	9	5	6	79	63.7
Iowa	02/14/2024	78-66	W	26-64	.406	6-22	.273	8-12	.667	12	17	29	34.6	23	11	9	5	4	66	63.8
Illinois	02/17/2024	80-85	L	24-50	.480	5-20	.250	32-36	.889	5	28	33	34.5	22	9	9	4	2	85	64.6
at Wisconsin	02/20/2024	70-74	L	21-47	.447	4-17	.235	28-31	.903	8	25	33	34.5	19	6	12	3	3	74	65.0
at Rutgers	02/25/2024	63-46	W	17-46	.370	2-11	.182	10-17	.588	7	22	29	34.3	19	9	13	8	8	46	64.3
Northwestern	02/28/2024	61-68	L	19-41	.463	2-13	.154	28-31	.903	5	28	33	34.2	20	8	10	0	2	68	64.4
Indiana	03/03/2024	78-83	L	31-55	.564	7-16	.438	14-17	.824	6	26	32	34.2	10	14	14	4	4	83	65.0
Total		1951		683-1642	.416	153-483	.317	432-564	.766	292	733	1025	34.2	576	312	381	108	173	1951	65.0
Maryland		2088		700-1689	.414	181-634	.285	507-703	.721	357	726	1083	36.1	527	322	349	139	194	2088	69.6

Opponents Averages

Games Played	Points/game	FG Pct	3FG Pct	FT Pct	Rebounds/game	Assists/game	Turnovers/game	Assist/Turnover ratio	Steals/game	Blocks/game
30	65.0	41.6	31.7	76.6	34.2	10.4	12.7	0.8	5.8	3.6

2023-24 BOX SCORES

Official Basketball Box Score - Final
Mount St. Mary's at Maryland
 11/07/23 XFINITY Center, College Park
 2023-24 Men's Basketball

Game Time: 7:00 PM
 Game Duration: 1:59
 Attendance: 14,044

Officials: Jeffery Anderson, Mike Pearson, King Whelstone

NO. Name	Min	FG		3P		FT		Rebounds		Fouls		TP	AS	ST	TO	Blocks			+/-
		M-A	M-A	M-A	M-A	OR	DR	PF	FD	BS	BA					BA			
11 George Tinsley	F 28:03	1-5	0-3	0-0	4	3	7	1	2	2	0	2	0	0	0	0	0	0	-9
12 Jedy Cordia	F 13:49	2-5	0-0	0-0	2	4	6	5	2	4	0	1	0	0	0	0	0	-18	
1 Dakota Leffew	G 33:35	3-14	0-4	2-2	0	2	2	3	1	8	2	4	1	0	0	0	0	-8	
23 Joshua Reaves	G 27:39	4-8	2-3	0-0	0	1	1	3	2	10	0	1	0	0	1	0	0	-20	
45 Xavier Lipscomb	G 17:57	0-3	0-1	0-0	0	0	2	2	0	0	3	1	2	0	2	0	0	-24	
27 Frantsek Barton	12:48	2-4	0-0	0-0	1	2	2	1	0	4	1	1	0	1	0	0	0	-4	
2 DeShayne Montgomery	18:33	3-5	0-0	2-2	1	0	1	3	3	8	0	2	2	0	2	0	0	-2	
4 Dola Adebayo	18:06	0-1	0-0	1-3	0	2	2	0	0	1	0	0	0	2	0	0	0	-3	
13 Dallas Hobbs	22:16	4-11	0-1	1-1	0	1	1	2	2	9	1	1	1	0	1	0	0	1	
21 Ron Jessamy	07:14	2-3	0-0	0-0	4	2	6	1	2	7	0	0	0	0	0	0	0	4	
Totals		21-59	2-12	9-12	13	20	33	21	17	53	7	14	6	3	6	3	6	-15	

Technical Fouls: NONE

NO. Name	Min	FG		3P		FT		Rebounds		Fouls		TP	AS	ST	TO	Blocks			+/-
		M-A	M-A	M-A	M-A	OR	DR	PF	FD	BS	BA					BA			
10 Julian Reese	F 22:44	8-11	0-0	2-7	3	5	9	4	7	18	0	4	0	2	1	4			
22 Jordan Geronimo	F 17:12	1-1	0-0	0-1	2	3	5	3	2	2	0	2	0	0	0	0	0	12	
24 Donta Scott	F 35:00	3-8	1-3	2-2	0	2	1	1	9	0	0	0	0	0	0	0	0	12	
1 Jahmir Young	G 33:06	4-11	0-3	4-4	0	5	5	1	4	12	4	4	3	2	0	16			
5 DeShawn Harris-Smith	G 27:38	4-6	0-2	4-6	1	3	4	1	4	12	2	2	2	1	0	22			
2 Jahari Long	15:13	2-5	1-3	0-0	0	0	0	0	0	5	0	1	2	0	0	3			
11 Noah Batchelor	11:17	0-2	0-2	3-3	1	0	1	0	1	3	0	0	0	0	0	0	0	0	
35 Caelum Swanton-Rodger	10:59	0-0	0-0	2-2	0	4	4	2	2	0	0	0	0	0	0	0	0	9	
14 Mady Traore	09:49	0-1	0-1	0-0	0	0	0	0	0	0	0	0	0	0	1	0	0	0	
12 Jamie Kaiser, Jr.	14:20	2-4	1-2	0-0	2	0	2	0	0	5	0	1	0	0	1	0	0	-6	
0 Jahnathan Lamothe	02:42	0-0	0-0	0-0	0	0	0	0	0	0	0	0	0	0	0	0	0	-4	
Totals		24-49	3-16	17-25	10	26	36	17	21	68	6	15	8	6	3	15			

Technical Fouls: NONE

MSM	UMD	Points from Turnovers	MSM	UMD	Period by Period Scoring		
					1st	2nd	TOT
Biggest lead	1 (1 st 18:25)	22 (2 nd 10:14)	14	12	19	34	53
Best Scoring Run	6 (2 nd 5:09)	8 (2 nd 19:11)	28	40	33	35	68
Lead Changes	2	7	19	34	53		
Times Tied	0	0	33	35	68		
Time with Lead	00:13	38:58	29	15			

Official Basketball Box Score - Final
Maryland at Davidson
 11/10/23 Harris Cherokee Center, Asheville, N.C.
 2023-24 Men's Basketball

Game Time: 7:00 PM
 Game Duration: 4:07

Officials: Tony Henderson, Steve McJunkins, Will Howard

NO. Name	Min	FG		3P		FT		Rebounds		Fouls		TP	AS	ST	TO	Blocks			+/-
		M-A	M-A	M-A	M-A	OR	DR	PF	FD	BS	BA					BA			
10 Julian Reese	F 34:56	7-12	0-0	2-5	5	6	11	2	4	16	1	2	0	2	0	0	0	-4	
22 Jordan Geronimo	F 17:04	1-2	0-1	2-4	2	1	3	0	3	4	1	3	2	2	0	0	0	-7	
24 Donta Scott	F 26:46	1-5	0-2	2-2	3	3	6	4	2	4	2	1	0	0	0	0	0	1	
1 Jahmir Young	G 35:44	6-15	3-6	3-3	1	1	2	3	5	18	7	3	1	1	1	7			
5 DeShawn Harris-Smith	G 25:47	2-9	0-3	4-4	2	3	5	4	3	8	1	2	2	0	2	0	0	-3	
2 Jahari Long	28:56	1-4	0-1	3-3	1	0	1	2	3	5	1	2	3	0	0	0	0	-2	
12 Jamie Kaiser, Jr.	11:07	0-3	0-3	0-0	0	1	1	0	1	0	0	0	0	0	0	0	0	-5	
11 Noah Batchelor	19:40	2-7	2-7	0-0	0	3	3	0	0	6	0	0	0	0	0	0	0	-2	
Totals		20-57	5-23	16-21	16	22	38	18	21	61	13	13	8	5	3	3			

1st FG%	3PT%	FT%	2nd FG%	3PT%	FT%	GM FG%	3PT%	FT%							
									12-31	38.7%	3-15	20.0%	5-5	100%	8-26

Dead Ball Rebounds: 1, 0

NO. Name	Min	FG		3P		FT		Rebounds		Fouls		TP	AS	ST	TO	Blocks			+/-
		M-A	M-A	M-A	M-A	OR	DR	PF	FD	BS	BA					BA			
1 Reed Bailey	F 18:30	2-3	0-0	0-0	2	2	4	4	0	4	0	1	0	0	0	0	0	2	
42 David Skogman	F 28:29	3-6	1-2	2-4	2	6	8	3	5	9	1	2	0	1	1	2			
5 Grant Huffman	G 36:19	3-8	0-0	1-4	1	6	7	4	2	7	7	4	0	0	1	9			
14 Angelo Brizzi	G 26:46	1-7	0-2	8-9	0	1	1	2	7	10	4	4	6	1	0	0			
23 Connor Kochera	G 18:37	3-7	1-3	0-0	1	2	3	0	1	7	1	0	2	0	1	0	0	-6	
2 Bobby Durkin	28:56	5-8	4-5	2-2	1	1	2	2	2	16	0	0	0	0	0	0	0	3	
3 Achille Spadone	09:42	1-4	0-0	0-0	0	0	0	0	2	2	1	1	0	0	0	0	0	0	
15 Sean Logan	18:06	2-4	2-2	1-2	1	4	5	3	1	7	1	0	1	1	1	7			
12 Hunter Adam	15:43	1-2	0-1	0-0	0	1	1	1	0	2	0	2	1	1	0	1	0	3	
0 Jarvis Moss	02:56	0-0	0-0	0-0	0	0	0	0	0	0	0	0	0	0	0	0	0	-2	
4 Mike Loughane	01:12	0-0	0-0	0-0	0	0	0	0	0	0	0	0	0	0	0	0	0	-4	
Totals		21-49	8-15	14-21	11	25	36	21	18	64	15	15	11	3	5	3			

Technical Fouls: NONE

MAR	DAV	Points from Turnovers	MAR	DAV	Period by Period Scoring		
					1st	2nd	TOT
Biggest lead	4 (1 st 17:23)	9 (2 nd 14:26)	16	16	32	29	61
Best Scoring Run	7 (1 st 5:23)	10 (1 st 11:45)	28	22	33	31	64
Lead Changes	5	6	11	27			
Times Tied	2	2	11	27			
Time with Lead	05:16	33:23	11	27			

Official Basketball Box Score - Final
Maryland at UAB
 11/10/23 Harris Cherokee Center, Asheville, NC
 2023-24 Men's Basketball

Game Time: 12:30 PM
 Game Duration: 2:07
 Attendance: 1,507

Officials: Tommy Morrissey, Steve McJunkins, Will Howard

NO. Name	Min	FG		3P		FT		Rebounds		Fouls		TP	AS	ST	TO	Blocks			+/-
		M-A	M-A	M-A	M-A	OR	DR	PF	FD	BS	BA					BA			
10 Julian Reese	F 27:46	1-4	0-0	3-4	1	3	4	5	7	5	0	2	0	2	1	0	0	-7	
24 Donta Scott	F 25:41	5-10	2-4	1-2	1	6	7	2	2	13	1	1	2	1	1	5			
1 Jahmir Young	G 37:04	5-13	1-4	3-4	1	5	6	2	2	14	6	3	1	0	2	0	0	-1	
5 DeShawn Harris-Smith	G 28:33	4-12	1-4	4-4	1	5	6	3	2	13	2	3	1	0	5	-4			
11 Noah Batchelor	G 11:23	0-2	0-2	0-0	0	1	1	0	0	0	0	3	0	0	0	0	0	-10	
22 Jordan Geronimo	21:51	1-1	0-0	2-4	0	1	1	1	2	4	0	0	0	1	1	0	0	0	
2 Jahari Long	16:36	2-6	1-5	0-0	2	2	2	0	0	5	1	2	0	0	0	0	0	-3	
12 Jamie Kaiser, Jr.	22:10	3-7	1-4	0-0	1	0	1	1	1	7	0	0	1	0	0	0	0	4	
35 Caelum Swanton-Rodger	08:56	1-2	0-0	0-2	1	4	5	1	1	2	0	0	0	0	0	0	0	1	
Totals		22-57	6-23	13-20	12	24	36	17	17	63	10	15	6	3	9	3			

Technical Fouls: NONE

NO. Name	Min	FG		3P		FT		Rebounds		Fouls		TP	AS	ST	TO	Blocks			+/-
		M-A	M-A	M-A	M-A	OR	DR	PF	FD	BS	BA					BA			
0 Javian Davis																			

2023-24 BOX SCORES

Official Basketball Box Score - Final
UMBC at Maryland
 11/21/23 XFINITY Center, College Park
 2023-24 Men's Basketball

Game Time: 7:00 PM
 Game Duration: 1:59
 Attendance: 13,146

Official Basketball Box Score - Final
South Alabama at Maryland
 11/25/23 XFINITY Center, College Park
 2023-24 Men's Basketball

Game Time: 7:00 PM
 Game Duration: 1:59
 Attendance: 12,358

UMBC - 68 Record: 3-3

NO. Name	Min	FG	3P	FT	Rebounds	Fouls	TP	AS	TO	ST	Blocks	+/-
		M-A	M-A	M-A	OR DR TOT	PF FD					BS BA	
11 Khydarious Smith	F 12:43	3-6	0-1	1-3	1 2 3	5 2	7	0	3	0	0	-8
4 Marlon Short	G 28:45	3-11	0-1	1-1	1 3 4	3 2	7	0	3	0	0	-19
10 Devan Sapp	G 25:56	4-9	2-5	0-0	2 3 5	1 3	10	1	2	0	0	-28
13 Dion Brown	G 27:44	5-15	1-4	2-3	4 3 7	3 3	13	4	5	1	0	-22
24 Marcus Banks	G 17:09	2-7	0-1	0-0	0 0 0	1 4	1	2	0	0	0	-19
5 Max Lorca-Lloyd	G 16:52	2-3	0-0	1-2	2 2 4	2 3	5	4	2	0	2	-5
15 Ashton Reese	22:30	1-4	1-2	0-0	2 2 2	3 0	3	0	1	0	1	-17
1 Ace Valentine	22:15	6-8	1-1	2-3	1 5 6	1 2	15	2	2	0	1	9
14 Alpha Chibambe	15:50	0-1	0-1	2-2	1 5 6	1 1	2	2	2	0	0	-5
21 Franck Emmou	04:13	0-2	0-1	0-0	0 0 0	1 0	0	0	1	0	0	-9
0 Regimantas Ciunys	03:57	0-1	0-0	0-0	2 2 2	1 0	0	0	0	0	1	1
12 Marcel Gardner	02:10	1-1	0-0	0-0	0 0 0	1 0	2	0	0	0	0	4
Team					2 1 3		0					
Totals		27-68	5-17	9-14	14 28 42	23 17	68	14	23	1	3	4

Technical Fouls: NONE

Maryland - 92 Record: 2-3

NO. Name	Min	FG	3P	FT	Rebounds	Fouls	TP	AS	TO	ST	Blocks	+/-
		M-A	M-A	M-A	OR DR TOT	PF FD					BS BA	
10 Julian Reese	F 25:42	5-10	0-0	5-8	4 9 13	2 5	15	1	1	1	2	25
22 Jordan Geronimo	F 18:46	2-3	1-1	4-4	2 6 8	5 2	9	1	1	1	1	24
24 Donta Scott	F 21:33	6-11	2-5	0-0	3 0 3	0 0	14	0	0	1	0	24
1 Jahmir Young	G 28:44	5-13	1-3	9-11	1 2 3	1 0	20	2	4	4	0	28
5 DeShawn Harris-Smith	G 28:33	5-9	0-3	2-8	2 6 8	2 5	12	2	3	1	0	26
35 Caelum Swanton-Rodger	10:45	1-4	0-0	2-0	2 2 2	1 0	2	0	1	1	1	2
2 Jahiri Long	16:47	1-2	0-1	2-2	0 1 1	1 4	4	0	1	0	0	5
12 Jamie Kaiser, Jr.	12:26	1-10	1-5	1-2	0 2 2	1 1	8	0	0	3	0	10
14 Mady Traore	13:54	1-1	0-0	0-0	0 1 1	0 0	2	1	0	0	0	-4
0 Jahnnhan Lamothe	13:16	0-2	0-1	1-2	0 0 0	1 1	1	2	1	0	0	-10
11 Noah Batchelor	06:13	1-2	1-2	0-0	0 0 0	1 0	3	0	1	0	0	-3
40 Ben Murphy	02:10	1-1	0-0	0-0	0 0 0	0 0	2	0	0	0	0	-5
30 Lukas Sotell	01:11	0-0	0-0	0-0	0 0 0	1 0	0	0	0	0	0	-2
Team					2 3 5		0					
Totals		31-68	6-21	24-37	16 30 46	17 23	92	9	13	12	4	3

Technical Fouls: NONE

UMBC	UMD
Biggest lead	0 (1 st 20:00) 36 (2 nd 18:40)
Best Scoring Run	5 (1 st 13:45) 14 (2 nd 18:40)
Lead Changes	0
Times Tied	3
Time with Lead	00:00 39:03

Points from Turnovers	UMBC	UMD
Paint	6	24
Second Chance	30	48
Fast Breaks	9	9
Bench	27	22

Period by Period Scoring	1st	2nd	TOT
UMBC	24	44	68
UMD	57	35	92

South Alabama - 55 Record: 4-4

NO. Name	Min	FG	3P	FT	Rebounds	Fouls	TP	AS	TO	ST	Blocks	+/-
		M-A	M-A	M-A	OR DR TOT	PF FD					BS BA	
12 Julian Margrave	F 37:55	8-13	2-7	0-0	1 3 4	3 3	18	0	1	0	1	0
13 Thomas Howell	F 28:46	2-3	0-0	2-2	0 0 0	3 2	6	0	1	1	0	1
2 Isiah Gaiter	G 34:05	6-14	1-3	4-4	1 4 5	1 6	17	1	4	1	0	-7
4 Marcus Millender	G 30:08	1-8	0-0	2-2	0 2 2	2 1	4	1	1	2	0	-13
10 Maxwell Land	G 30:11	1-4	0-2	2-2	1 6 7	4 1	4	2	1	3	1	0
0 Tyrell Jones	19:42	0-5	0-2	0-0	2 2 1	1 1	0	1	2	1	0	-16
20 Marshall Kearing	11:14	1-2	1-1	0-0	0 1 1	3 0	3	0	0	0	0	-14
21 Ethan Kizer	06:33	1-2	1-2	0-0	0 1 1	1 0	3	1	1	0	0	-10
45 Samuel Tabe	01:26	0-0	0-0	0-0	0 0 0	0 0	0	0	0	0	0	4
Team					3 1 4		0					
Totals		20-51	5-17	10-10	6 20 26	18 14	55	6	11	8	2	4

Technical Fouls: Kearing 2nd 14:38

Maryland - 68 Record: 3-3

NO. Name	Min	FG	3P	FT	Rebounds	Fouls	TP	AS	TO	ST	Blocks	+/-
		M-A	M-A	M-A	OR DR TOT	PF FD					BS BA	
10 Julian Reese	F 33:07	7-8	0-0	5-7	7 8 15	2 6	19	1	2	1	4	19
22 Jordan Geronimo	F 28:35	5-8	0-0	4-5	3 3 6	3 3	14	3	3	2	0	1
24 Donta Scott	F 32:53	7-13	3-8	2-2	3 4 7	1 4	19	0	1	0	0	18
1 Jahmir Young	G 34:24	5-16	2-11	4-4	0 1 1	1 2	16	4	3	1	0	15
5 DeShawn Harris-Smith	G 31:12	0-5	0-5	0-2	0 5 5	3 1	0	5	4	1	0	19
2 Jahiri Long	19:10	0-2	0-2	0-0	0 1 1	1 1	0	0	0	1	0	-9
12 Jamie Kaiser, Jr.	15:14	0-5	0-5	0-0	1 2 3	1 0	0	1	0	0	0	-5
11 Noah Batchelor	05:24	0-0	0-0	0-0	0 0 0	2 0	0	0	0	0	0	-1
Team					3 1 4		0					
Totals		24-57	5-31	15-20	17 25 42	14 17	68	13	15	6	4	2

Technical Fouls: NONE

USA	UMD
Biggest lead	5 (1 st 14:56) 22 (2 nd 13:48)
Best Scoring Run	6 (2 nd 5:13) 11 (2 nd 13:48)
Lead Changes	1
Times Tied	4
Time with Lead	08:54 27:07

Points from Turnovers	USA	UMD
Paint	11	18
Second Chance	5	16
Fast Breaks	2	10
Bench	6	0

Period by Period Scoring	1st	2nd	TOT
USA	26	29	55
UMD	29	39	68

Official Basketball Box Score - Final
Rider at Maryland
 11/28/23 XFINITY Center, College Park
 2023-24 Men's Basketball

Game Time: 7:00 PM
 Game Duration: 2:03
 Attendance: 10,432

Official Basketball Box Score - Final
Maryland at Indiana
 12/01/23 Simon Skjott Assembly Hall, Bloomington, IN
 2023-24 Men's Basketball

Game Time: 7:00 PM
 Game Duration: 1:59
 Attendance: 17,222

Rider - 76 Record: 1-5

NO. Name	Min	FG	3P	FT	Rebounds	Fouls	TP	AS	TO	ST	Blocks	+/-
		M-A	M-A	M-A	OR DR TOT	PF FD					BS BA	
5 Mervin James	F 29:01	10-15	0-0	8-10	4 4 8	5 7	28	0	2	1	2	-17
33 Tariq Ingraham	F 26:23	4-7	0-0	3-4	3 3 6	3 4	11	0	2	0	0	-37
2 Allen Powell	F 17:33	1-5	0-1	0-0	0 0 0	1 0	2	4	2	0	0	-20
3 Corey McKeithan	G 30:40	6-11	1-1	0-0	3 3 3	3 2	13	3	1	0	0	-17
35 T.J. Weeks Jr.	G 22:36	1-6	0-2	0-0	0 3 3	1 1	2	0	2	0	0	-24
14 JT Langston Jr.	10:30	2-3	0-0	0-0	3 1 4	5 0	4	0	1	1	1	1
0 DJ Dudley	17:35	1-4	0-0	3-4	1 1 2	2 5	1	3	3	0	1	-24
23 Anthony McCall	06:43	0-1	0-1	0-0	1 1 2	1 1	5	0	0	0	0	-5
13 Ife West-Ingram	11:15	1-3	0-0	0-0	1 2 3	3 1	2	0	0	0	0	4
12 Ruben Rodriguez	14:48	1-3	1-2	2-2	0 2 2	0 1	5	2	2	0	0	-2
11 Moustapha Sanoh	04:43	0-0	0-0	1-2	1 2 3	0 1	1	0	0	0	0	1
31 Trynek Weeks	04:43	0-1	0-1	0-0	0 0 0	0 0	0	0	0	0	0	1
24 Nic Anthony	03:30	1-2	0-1	1-1	0 0 0	1 1	3	0	0	0	0	0
Team					3 2 5		0					
Totals		28-61	2-9	18-24	16 24 40	30 21	76	10	15	2	2	7

Technical Fouls: Coach 1st 8:05

Maryland - 53 Record: 4-4 (0-1)

NO. Name	Min	FG	3P	FT	Rebounds	Fouls	TP	AS	TO	ST	Blocks	+/-
		M-A	M-A	M-A	OR DR TOT	PF FD					BS BA	
10 Julian Reese	F 31:44	5-11	0-0	4-6	1 7 8	4 5	14	1	1	2	0	1
22 Jordan Geronimo	F 27:27	0-5	0-3	0-1	2 2 4	3 1	0	0	3	2	1	1
24 Donta Scott	F 21:32	1-8	0-1	0-1	0 3 3	2 2	2	1	2	0	1	-6
1 Jahmir Young	G 36:17	6-14	1-7	7-8	2 1 3	1 5	20	2	1	2	1	6
5 DeShawn Harris-Smith	G 35:46	4-9	1-2	0-0	1 2 3	4 2	9	1	1	1	0	-7
12 Jamie Kaiser, Jr.	19:23	0-4	0-0	0-0	4 2 6	4 1	0	1	1	2	0	2
2 Jahiri Long	18:51	4-5	0-1	0-1	0 2 2	0 1	8	2	1	0	0	-15
35 Caelum Swanton-Rodger	06:54	0-0	0-0	0-0	0 0 0	3 0	0	0	1	0	3	-2
14 Mady Traore	00:46	0-0	0-0	0-0	0 0 0	0 0	0	0	1	0	0	-4
11 Noah Batchelor	01:20	0-0	0-0	0-0	0 0 0	0 0	0	0	0	0	1	0
Team					0 1 1							

2023-24 BOX SCORES



Official Basketball Box Score - Final
Penn St. at Maryland
 12/06/23 XFINITY Center, College Park
 2023-24 Men's Basketball

Game Time: 7:00 PM
 Game Duration: 2:35
 Attendance: 15,290



Official Basketball Box Score - Final
Alcorn at Maryland
 12/12/23 XFINITY Center, College Park
 2023-24 Men's Basketball

Game Time: 7:00 PM
 Game Duration: 2:13
 Attendance: 10,008

Penn St. - 75 Record: 4-5 (0-1) Officials: Jeffrey Anderson, Kelly Pfeifer, Andy O'Brien

NO.	Name	Min	FG	3P	FT	Rebounds	Fouls	TP	AS	TO	ST	Blocks	+/-
			M-A	M-A	M-A	OR DR TOT	PF	FD				BS BA	
22	Qudus Wahab	F 27:46	3-5	0-0	0-0	1 8 9	5	1	6	0	3	1	5
24	Zach Hicks	F 34:15	3-10	3-9	0-0	0 1 1	4	0	9	1	0	2	-6
0	Kanye Clary	G 40:37	8-17	2-5	7-7	1 3 4	2	4	25	2	2	1	6
1	Ace Baldwin Jr.	G 37:52	3-13	1-5	9-9	0 0 0	4	6	16	5	4	2	-17
4	Puff Johnson	G 13:40	0-4	0-2	0-0	1 1 2	1	0	0	0	1	0	-5
3	Nick Kern	32:40	4-7	0-0	1-2	3 5 8	1	4	9	4	0	2	-6
11	Leo O'Boyle	18:47	2-4	2-4	1-1	0 0 0	5	2	7	0	0	1	-6
14	Demetrius Lilley	07:53	1-1	0-0	0-0	2 0 2	5	2	2	0	0	0	0
21	RayQuawndis Mitchell	10:52	0-1	0-0	1-2	0 3 3	3	2	1	0	0	1	0
2	D'Marco Dunn	00:40	0-0	0-0	0-0	0 1 1	0	0	0	0	1	0	-2
Team						1 0 1			0	2			
Totals			24-62	8-25	19-21	9 22 31	30	21	75	12	9	5	3

Technical Fouls: Baldwin Jr. 1st5:48

Alcorn - 65 Record: 1-9 Officials: DJ Carstensen, Edwin Young, Chad Barlow

NO.	Name	Min	FG	3P	FT	Rebounds	Fouls	TP	AS	TO	ST	Blocks	+/-
			M-A	M-A	M-A	OR DR TOT	PF	FD				BS BA	
12	Dekedran Thom	F 32:50	6-8	1-2	0-0	2 2 4	4	0	13	1	3	2	0
13	Jeremiah Kendall	F 23:03	3-8	0-1	1-2	1 4 5	4	1	7	2	4	1	0
15	Djahi Binet	F 10:54	0-0	0-0	0-2	1 1 2	4	3	0	0	2	0	0
1	Mike Pajaud	G 30:25	3-6	0-0	1-2	0 1 1	3	1	7	2	1	2	0
2	Byron Joshua	G 35:04	5-14	2-2	2-2	2 2 4	1	4	14	2	3	1	0
12	Jamie Kaiser, Jr.	F 18:55	2-4	1-3	3-4	0 0 3	1	3	8	1	1	0	0
0	Stephen Byard	23:37	5-9	0-0	1-2	3 2 5	3	1	11	0	2	0	0
11	Rodrique Massenat	16:07	2-4	1-1	0-2	1 1 2	2	1	5	1	1	0	0
7	Alex Tsynkevich	09:07	0-1	0-0	0-0	0 0 0	2	0	0	0	0	0	0
Team			4	2	6				0	3			
Totals			26-59	5-9	8-16	14 18 32	26	14	65	9	20	6	2

Technical Fouls: Hawkins 1st6:04 Coach 2nd14:50 Coach 2nd0:24

Maryland - 81 Record: 5-4 (1-1) Officials: Baldwin Jr. 1st5:48

NO.	Name	Min	FG	3P	FT	Rebounds	Fouls	TP	AS	TO	ST	Blocks	+/-
			M-A	M-A	M-A	OR DR TOT	PF	FD				BS BA	
10	Julian Reese	F 41:51	7-11	0-0	10-15	6 9 15	2	13	24	2	2	1	0
22	Jordan Geronimo	F 36:14	2-8	0-3	0-0	2 2 4	4	4	0	1	0	2	1
24	Donta Scott	F 27:23	2-11	0-4	0-1	4 6 10	3	2	4	0	2	0	1
1	Jahmir Young	G 43:52	4-17	2-7	12-12	1 7 8	2	7	28	3	6	1	0
5	DeShawn Harris-Smith	G 35:51	2-6	0-1	3-5	4 4 8	4	3	7	4	2	1	0
2	Jahiri Long	10:02	1-4	1-3	1-2	0 0 0	2	1	4	0	1	0	0
12	Jamie Kaiser, Jr.	27:23	2-8	2-7	4-4	2 1 3	5	3	10	0	1	4	0
11	Noah Batchelor	01:55	0-0	0-0	0-0	0 0 0	0	0	0	0	0	0	0
35	Caelum Swanton-Rodger	00:29	0-0	0-0	0-0	0 0 0	0	0	0	0	0	0	0
Team			4	1	5				0	1			
Totals			23-67	5-25	30-39	23 30 53	22	29	81	9	16	7	3

Technical Fouls: Long 1st5:48

Maryland - 105 Record: 6-4 Officials: Baldwin Jr. 1st5:48

NO.	Name	Min	FG	3P	FT	Rebounds	Fouls	TP	AS	TO	ST	Blocks	+/-
			M-A	M-A	M-A	OR DR TOT	PF	FD				BS BA	
10	Julian Reese	F 29:09	3-7	0-0	2	5 7 12	1	10	15	2	0	1	1
22	Jordan Geronimo	F 21:26	4-6	0-1	4-5	0 0 0	2	3	12	0	0	2	1
24	Donta Scott	F 20:19	2-6	1-4	2-2	1 5 6	1	1	7	0	1	0	0
1	Jahmir Young	G 23:58	7-17	4-7	6-6	2 0 2	3	2	13	7	4	0	0
5	DeShawn Harris-Smith	G 26:53	3-6	3-4	3-4	3 0 3	1	1	12	5	1	3	1
11	Noah Batchelor	05:40	2-2	2-2	0-0	0 0 0	0	0	6	0	0	0	0
2	Jahiri Long	23:44	3-5	2-4	0-0	1 3 4	2	0	8	4	1	3	0
35	Caelum Swanton-Rodger	10:02	3-3	0-0	2-4	3 2 5	4	2	8	0	1	0	0
0	Jahnnathan Lamothe	12:10	4-5	2-3	0-0	1 2 3	0	0	10	1	0	1	1
40	Ben Murphy	03:03	0-2	0-1	2-2	0 0 0	0	0	2	0	0	1	0
30	Lukas Sotell	01:11	0-0	0-0	0-0	0 0 0	0	0	0	0	0	0	0
Team			0	0	0				0	0			
Totals			30-57	14-30	31-40	11 22 33	14	23	105	20	8	9	5

Technical Fouls: NONE

	PSU	UMD
Biggest lead	11 (1 st 10:15)	6 (1 st OT0:10)
Best Scoring Run	9 (2 nd 12:11)	8 (2 nd 6:52)
Lead Changes	17	
Times Tied	12	
Time with Lead	29:17	11:42

Points from Turnovers	PSU	UMD
Paint	26	28
Second Chance	8	18
Fast Breaks	9	5
Bench	19	14

Period by Period Scoring	1st	2nd	OT1	TOT
PSU	30	41	4	75
UMD	28	43	10	81

	ASU	UMD
Biggest lead	3 (1 st 16:44)	40 (2 nd 0:24)
Best Scoring Run	6 (1 st 6:45)	13 (2 nd 12:50)
Lead Changes	3	
Times Tied	3	
Time with Lead	01:20	36:26

Points from Turnovers	ASU	UMD
Paint	28	32
Second Chance	16	19
Fast Breaks	6	15
Bench	24	46

Period by Period Scoring	1st	2nd	TOT
ASU	33	32	65
UMD	47	58	105



Official Basketball Box Score - Final
Nicholls at Maryland
 12/19/23 XFINITY Center, College Park
 2023-24 Men's Basketball

Game Time: 8:30 PM
 Game Duration: 2:01
 Attendance: 11,004



Official Basketball Box Score - Final
Maryland at UCLA
 12/22/23 Pauley Pavilion, Los Angeles
 2023-24 Men's Basketball

Game Time: 6:00 PM
 Game Duration: 2:23
 Attendance: 7,065

Nicholls - 67 Record: 4-7 Officials: Shane Staggs, Tim Corner, Courtney Green

NO.	Name	Min	FG	3P	FT	Rebounds	Fouls	TP	AS	TO	ST	Blocks	+/-
			M-A	M-A	M-A	OR DR TOT	PF	FD				BS BA	
0	Mekhi Collins	F 11:06	0-1	0-0	0-0	1 0 1	5	0	0	1	0	0	-1
15	Jamal West Jr.	F 36:55	6-10	0-0	2-4	3 15 18	4	4	14	1	2	0	4
2	Rob Brown III	G 32:14	3-9	2-3	1-3	0 1 1	3	2	9	1	0	1	3
13	Byron Ireland	G 27:43	3-10	1-3	1-4	0 1 1	3	2	8	2	2	1	0
21	Jalen White	G 40:00	5-6	5-6	0-0	0 0 0	4	0	15	3	0	0	0
5	Diante Smith	32:58	5-15	3-8	5-6	4 8 12	2	6	18	5	2	3	0
1	Oumar Koureissi	11:52	0-3	0-0	0-0	0 3 3	1	1	0	0	0	0	0
9	Michael Gray Jr.	07:12	1-2	1-2	0-0	0 0 0	1	0	3	0	0	0	-2
Team			1	3	4				0	1			
Totals			23-59	12-22	9-17	9 31 40	23	15	67	12	8	4	6

Technical Fouls: NONE

Maryland - 69 Record: 8-4 Officials: Paul Szec, Randy McCall, Eric Curry

NO.	Name	Min	FG	3P	FT	Rebounds	Fouls	TP	AS	TO	ST	Blocks	+/-
			M-A	M-A	M-A	OR DR TOT	PF	FD				BS BA	
10	Julian Reese	F 22:22	0-2	0-0	1-6	0 4 4	5	6	1	0	2	1	1
22	Jordan Geronimo	F 25:30	1-4	1-4	2-2	1 1 2	5	2	5	1	0	1	0
24	Donta Scott	F 33:50	4-11	2-5	7-9	3 6 2	7	17	0	0	0	0	11
1	Jahmir Young	G 36:36	13-19	4-6	7-9	1 6 7	2	6	37	3	3	1	0
5	DeShawn Harris-Smith	G 34:15	2-5	1-3	4-4	0 6 6	2	3	9	2	3	1	0
35	Caelum Swanton-Rodger	03:09	0-0	0-0	0-0	0 0 0	0	0	5	0	0	0	-1
12	Jamie Kaiser, Jr.	12:05	0-1	0-0	0-0	0 0 0	2	0	0	0	0	0	-5
2	Jahiri Long	17:51	0-3	0-3	0-0	1 2 3	3	1	0	0	1	1	0
11	Noah Batchelor	06:43	0-1	0-0	0-0	0 0 0	1	0	0	0	0	0	0
14	Madh Traore	07:39	0-2	0-1	0-0	1 1 2	2	0	0	0	0	0	0
Team			2	0	2				0	1			
Totals			20-48	9-22	21-30	9 23 32	29	25	69	6	10	5	2

Technical Fouls: NONE

Maryland - 73 Record: 7-4 Officials: Baldwin Jr.

2023-24 BOX SCORES



Official Basketball Box Score - Final
Coppin St. at Maryland
 12/28/24 XFNTTY Center, College Park
 2023-24 Men's Basketball

Game Time: 7:00 PM
 Game Duration: 1:49
 Attendance: 10,891



Official Basketball Box Score - Final
Purdue at Maryland
 01/02/24 XFNTTY Center, College Park
 2023-24 Men's Basketball

Game Time: 7:00 PM
 Game Duration: 1:47
 Attendance: 14,314

Coppin St. - 53 Record: 1-13

NO. Name	Min	FG	3P	FT	Rebounds	Fouls	TP	AS	TO	ST	Blocks	+/-
		M-A	M-A	M-A	OR DR TOT	PF FD					BS BA	
20 Toto Fagbenle	F 30:18	5-10	0-0	2-2	3 6 9	4 2	12	1	2	2	1	-19
33 Luka Tekavcic	F 13:37	1-1	0-0	0-0	1 1 2	0 0	2	0	1	0	0	-13
35 Justin Winston	F 37:40	8-19	2-5	1-1	0 3 3	2 4	19	1	3	1	0	-23
3 A'areyon Munir-Jones	G 29:59	0-4	0-1	0-0	0 3 3	3 0	0	1	0	0	0	-11
5 Greg Spurlock	G 37:55	4-11	1-2	4-4	2 2 4	3 3	13	1	2	1	0	-21
13 Preist Ryan	28:54	0-2	0-1	1-2	1 4 5	1 1	1	1	2	0	0	-10
10 Ryan Archey	13:39	0-6	0-1	0-0	0 0 0	4 2	0	4	1	0	0	-16
11 Don Don Ferguson	07:58	2-2	2-2	0-0	1 1 1	0 0	6	0	0	0	0	3
Team					2 1 3		0					
Totals		20-55	5-12	8-9	9 21 30	17 12	53	5	14	5	1	6 -22

Technical Fouls: NONE

Shooting By Period

1st FG%	8-25	32.0%
3PT%	2-5	40.0%
FT%	0-0	0%
2nd FG%	12-30	40.0%
3PT%	3-7	42.9%
FT%	8-9	88.9%
GM FG%	20-55	36.4%
3PT%	5-12	41.7%
FT%	8-9	88.9%

Dead Ball Rebounds: 1, 0

Purdue - 67 Record: 13-1 (2-1)

NO. Name	Min	FG	3P	FT	Rebounds	Fouls	TP	AS	TO	ST	Blocks	+/-
		M-A	M-A	M-A	OR DR TOT	PF FD					BS BA	
4 Trey Kaufman-Renn	F 17:25	1-3	1-1	0-0	2 3 5	2 1	3	0	0	0	0	8
15 Zach Edey	C 34:17	8-13	0-0	7-8	3 9 12	0 6	23	2	5	0	1	16
2 Fletcher Loyer	G 27:20	3-9	2-5	1-2	1 2 3	1 1	9	2	0	0	0	24
3 Braden Smith	G 35:38	6-13	2-3	0-0	0 7 7	2 0	14	6	4	1	0	20
55 Lance Jones	G 32:34	4-13	3-10	0-0	0 1 1	1 1	11	4	1	0	0	12
0 Mason Gillis	22:19	2-2	0-0	0-0	1 2 3	1 2	4	2	0	0	0	8
25 Ethan Morton	12:03	0-0	0-0	0-0	0 1 1	0 0	0	0	0	0	0	-3
23 Camden Heide	09:46	1-1	1-1	0-0	1 2 3	0 0	3	0	0	0	0	-2
1 Caleb Furst	05:59	0-0	0-0	0-0	0 1 1	0 0	0	0	1	0	0	-4
5 Myles Colvin	02:39	0-0	0-0	0-0	0 0 0	0 0	1	0	0	0	0	1
Team					1 2 3		0					
Totals		25-54	9-20	8-10	10 29 39	7 12	67	16	12	1	2	3 14

Technical Fouls: NONE

Shooting By Period

1st FG%	13-29	44.8%
3PT%	4-9	44.4%
FT%	2-2	100%
2nd FG%	12-25	48.0%
3PT%	5-11	45.5%
FT%	6-8	75%
GM FG%	25-54	46.3%
3PT%	9-20	45.0%
FT%	8-10	80.0%

Dead Ball Rebounds: 1, 1

Maryland - 75 Record: 9-4

NO. Name	Min	FG	3P	FT	Rebounds	Fouls	TP	AS	TO	ST	Blocks	+/-
		M-A	M-A	M-A	OR DR TOT	PF FD					BS BA	
10 Julian Reese	F 24:39	9-13	0-0	0-3	3 7 10	1 2	18	0	2	0	3	26
22 Jordan Geronimo	F 26:43	2-4	0-1	4-4	3 4 7	3 2	8	1	1	0	0	21
24 Dontia Scott	F 23:36	4-7	2-5	2-2	0 2 2	1 1	12	4	1	0	0	32
2 Jahmir Long	G 29:43	6-8	2-3	1-1	1 2 3	2 3	15	4	2	0	0	21
5 DeShawn Harris-Smith	G 27:28	2-8	1-3	3-6	3 3 6	1 6	9	5	3	2	0	27
12 Jamie Kaiser, Jr.	20:07	0-6	0-5	2-2	1 1 2	0 1	2	0	0	3	0	0
0 Jahnnathan Lamothe	14:56	0-2	0-1	0-0	0 0 0	1 0	0	0	1	0	0	-7
35 Caelum Swanton-Rodger	15:21	4-4	0-0	1-3	2 3 5	2 2	9	0	0	1	0	-4
11 Noah Batchelor	09:39	1-3	1-3	0-0	1 1 0	0 3	0	0	0	0	0	-1
14 Macy Traore	05:16	0-2	0-0	0-0	1 1 2	1 0	0	0	0	0	0	-7
30 Lukas Sotell	01:46	0-0	0-0	0-0	0 0 0	0 0	0	0	0	0	0	-3
40 Ben Murphy	01:46	0-2	0-1	0-0	1 0 1	0 0	0	0	0	0	0	-3
Team					0 1 1		0					
Totals		28-59	6-22	13-21	15 25 40	12 17	75	14	12	6	6	1 22

Technical Fouls: NONE

Shooting By Period

1st FG%	15-28	53.6%
3PT%	3-13	23.1%
FT%	5-8	62.5%
2nd FG%	13-31	41.9%
3PT%	3-9	33.3%
FT%	8-13	61.5%
GM FG%	28-59	47.5%
3PT%	6-22	27.3%
FT%	13-21	61.9%

Dead Ball Rebounds: 3, 1

Maryland - 53 Record: 9-5 (1-2)

NO. Name	Min	FG	3P	FT	Rebounds	Fouls	TP	AS	TO	ST	Blocks	+/-
		M-A	M-A	M-A	OR DR TOT	PF FD					BS BA	
10 Julian Reese	F 34:19	0-4	0-0	0-0	2 5 7	4 0	0	2	1	2	1	0
22 Jordan Geronimo	F 22:41	3-10	0-2	3-4	4 2 6	0 2	9	0	0	0	1	-12
24 Dontia Scott	F 32:53	2-6	1-3	3-4	1 6 7	0 2	8	0	3	0	0	-12
1 Jahmir Young	G 35:10	12-23	2-6	0-3	3 1 4	1 2	26	0	1	1	0	-5
5 DeShawn Harris-Smith	G 20:39	1-7	0-3	0-0	1 1 2	1 1	2	0	2	0	0	-15
2 Jahmir Young	23:00	1-4	0-1	0-0	1 1 3	0 2	2	0	0	1	0	-8
12 Jamie Kaiser, Jr.	21:40	2-8	2-6	0-0	1 1 2	2 0	6	0	1	0	1	-5
35 Caelum Swanton-Rodger	05:41	0-0	0-0	0-0	1 0 1	1 0	0	0	0	0	0	-6
11 Noah Batchelor	03:57	0-1	0-1	0-0	0 0 0	0 0	0	0	0	0	0	1
Team					2 2 4		0					
Totals		21-63	5-22	6-11	15 19 34	12 7	53	5	9	6	3	2 -14

Technical Fouls: NONE

Shooting By Period

1st FG%	7-28	25.0%
3PT%	1-8	12.5%
FT%	4-8	50%
2nd FG%	14-35	40.0%
3PT%	4-14	28.6%
FT%	2-3	66.7%
GM FG%	21-63	33.3%
3PT%	5-22	22.7%
FT%	6-11	54.5%

Dead Ball Rebounds: 2, 1

	CSU	UMD
Biggest lead	4 (1st 19:10)	28 (2nd 16:40)
Best Scoring Run	10 (2nd 8:27)	12 (1st 6:09)
Lead Changes	1	
Times Tied	1	
Time with Lead	01:37	37:20

Points from	CSU	UMD
Turnovers	12	14
Paint	24	40
Second Chance	9	17
Fast Breaks	6	11
Bench	7	14

Period by Period Scoring	1st	2nd	TOT
CSU	18	35	53
UMD	38	37	75

	PUR	UMD
Biggest lead	22 (2nd 15:15)	0 (1st 20:00)
Best Scoring Run	8 (1st 17:31)	5 (1st 8:22)
Lead Changes	0	
Times Tied	0	
Time with Lead	39:38	00:00

Points from	PUR	UMD
Turnovers	8	14
Paint	22	28
Second Chance	10	17
Fast Breaks	4	4
Bench	7	8

Period by Period Scoring	1st	2nd	TOT
PUR	32	35	67
UMD	19	34	53



Official Basketball Box Score - Final
Maryland at Minnesota
 01/07/24 Williams Arena, Minneapolis
 2023-24 Men's Basketball

Game Time: 4:30 PM
 Game Duration: 2:12
 Attendance: 8,553



Official Basketball Box Score - Final
Michigan at Maryland
 01/11/24 XFNTTY Center, College Park
 2023-24 Men's Basketball

Game Time: 7:00 PM
 Game Duration: 2:06
 Attendance: 12,007

Maryland - 62 Record: 9-6 (1-3)

NO. Name	Min	FG	3P	FT	Rebounds	Fouls	TP	AS	TO	ST	Blocks	+/-
		M-A	M-A	M-A	OR DR TOT	PF FD					BS BA	
10 Julian Reese	F 28:16	5-9	0-0	4-7	4 5 9	5 6	14	1	3	1	1	14
22 Jordan Geronimo	F 15:48	0-0	0-0	0-0	2 2 2	2 0	0	1	0	0	0	-6
24 Dontia Scott	F 34:46	6-11	2-3	0-0	2 4 6	2 1	14	2	4	0	1	-11
1 Jahmir Young	G 36:45	5-17	1-5	9-10	1 7 8	1 7	20	2	5	2	0	3
5 DeShawn Harris-Smith	G 29:59	1-5	0-0	5-5	1 2 3	1 3	7	4	1	1	0	-11
0 Jahnnathan Lamothe	13:25	0-0	0-0	0-0	2 2 1	1 0	0	0	2	0	0	-10
12 Jamie Kaiser, Jr.	21:26	2-6	1-3	2-2	0 1 1	5 1	7	0	1	2	0	17
11 Noah Batchelor	08:20	0-1	0-1	0-0	0 0 0	0 0	0	0	0	0	0	-7
35 Caelum Swanton-Rodger	11:16	0-1	0-0	0-0	1 0 1	3 0	0	0	1	0	1	-18
Team					3 3 6		0					
Totals		19-50	4-12	20-24	12 26 38	20 18	62	10	17	6	6	6 -3

Technical Fouls: NONE

Shooting By Period

1st FG%	10-22	45.5%
3PT%	2-6	33.3%
FT%	7-7	100%
2nd FG%	9-28	32.1%
3PT%	2-6	33.3%
FT%	13-17	76.5%
GM FG%	19-50	38.0%
3PT%	4-12	33.3%
FT%	20-24	83.3%

Dead Ball Rebounds: 1, 0

Michigan - 57 Record: 6-10 (1-4)

NO. Name	Min	FG	3P
----------	-----	----	----

2023-24 BOX SCORES



Official Basketball Box Score - Final
Maryland at Illinois
 01/14/24 State Farm Center, Champaign
 2023-24 Men's Basketball

Game Time: 1:00 PM
 Game Duration: 1:57
 Attendance: 15,544



Official Basketball Box Score - Final
Maryland at Northwestern
 01/17/24 Welsh-Ryan Arena, Evanston
 2023-24 Men's Basketball

Game Time: 8:00 PM
 Game Duration: 2:06
 Attendance: 5,542

Maryland - 76 Record: 11-6 (3-3)

NO. Name	Min	FG		3P		FT		Rebounds		Fouls		TP	AS	TO	ST	Blocks		+/-
		M-A	M-A	M-A	M-A	OR	DR	OR	DR	PF	FD					BS	BA	
10 Julian Reese	F 34:05	8-16	0-0	4-7	2	9	11	1	5	20	2	1	2	1	2	2	7	
22 Jordan Geronimo	F 29:52	4-7	1-2	0-0	3	1	4	3	1	9	0	1	0	3	0	12		
24 Donta Scott	F 32:54	3-8	1-3	2-2	1	4	5	1	2	9	1	0	1	0	1	3		
1 Jahmir Young	G 39:38	11-24	0-4	6-6	0	2	2	1	5	28	8	2	1	1	0	8		
5 DeShawn Harris-Smith	G 29:28	2-6	1-5	0-2	3	5	8	4	1	5	2	2	0	1	0	8		
12 Jamie Kaiser, Jr.	20:50	0-2	0-2	0-0	1	5	6	4	0	0	0	0	0	0	0	-2		
35 Caelum Swanton-Rodger	04:28	1-1	0-0	0-0	0	1	1	0	0	2	0	0	0	0	0	4		
11 Noah Batchelor	06:45	1-1	1-1	0-0	0	0	0	1	0	3	0	0	0	0	0	3		
2 Jahari Long	03:00	0-0	0-0	0-0	0	0	0	0	0	0	1	1	0	0	0	2		
Team					1	3	4			0	0							
Totals		30-65	4-17	12-17	11	30	41	15	14	76	14	7	4	6	3	9		

Technical Fouls: NONE

Shooting By Period

1st FG%	15-35	42.9%
3PT%	2-12	16.7%
FT%	5-6	83.3%
2nd FG%	15-30	50.0%
3PT%	2-5	40.0%
FT%	7-11	63.6%
GM FG%	30-65	46.2%
3PT%	4-17	23.5%
FT%	12-17	70.6%

Dead Ball Rebounds: 2.0

Maryland - 69 Record: 11-7 (3-4)

NO. Name	Min	FG		3P		FT		Rebounds		Fouls		TP	AS	TO	ST	Blocks		+/-
		M-A	M-A	M-A	M-A	OR	DR	OR	DR	PF	FD					BS	BA	
10 Julian Reese	F 36:45	4-8	0-0	2-5	1	8	9	4	7	10	2	6	1	0	0	-3		
22 Jordan Geronimo	F 33:33	5-6	2-3	0-0	1	6	7	2	1	12	0	1	0	3	0	2		
24 Donta Scott	F 27:23	4-9	3-6	0-0	0	2	2	4	1	11	1	1	0	1	1	2		
1 Jahmir Young	G 33:33	12-19	1-4	11-11	0	2	0	2	1	7	36	5	1	2	1	2		
5 DeShawn Harris-Smith	G 27:50	0-2	0-1	0-0	0	4	4	5	0	0	0	1	0	0	0	-1		
12 Jamie Kaiser, Jr.	09:16	0-1	0-1	0-0	1	0	1	0	0	0	0	1	0	0	0	-10		
2 Jahari Long	16:54	0-2	0-1	0-2	0	1	1	2	2	0	3	1	0	1	0	-2		
11 Noah Batchelor	11:31	0-1	0-1	0-0	0	0	0	2	0	0	0	1	0	0	0	-4		
35 Caelum Swanton-Rodger	03:14	0-0	0-0	0-0	0	0	0	1	0	0	0	1	0	0	0	-1		
Team					1	0	0			0	0							
Totals		25-48	6-17	13-18	6	21	27	21	18	69	12	13	3	5	3	-3		

Technical Fouls: NONE

Shooting By Period

1st FG%	12-23	52.2%
3PT%	4-9	44.4%
FT%	0-0	0%
2nd FG%	13-25	52.0%
3PT%	2-8	25.0%
FT%	13-18	72.2%
GM FG%	25-48	52.1%
3PT%	6-17	35.3%
FT%	13-18	72.2%

Dead Ball Rebounds: 2.1

Illinois - 67 Record: 12-4 (3-2)

NO. Name	Min	FG		3P		FT		Rebounds		Fouls		TP	AS	TO	ST	Blocks		+/-
		M-A	M-A	M-A	M-A	OR	DR	OR	DR	PF	FD					BS	BA	
3 Marqus Dornask	F 37:15	9-19	2-4	6-6	0	4	4	1	5	26	1	5	0	0	3	-12		
13 Quincy Guerrier	F 34:13	2-10	1-4	2-3	0	5	5	0	1	7	0	0	1	1	-2			
33 Coleman Hawkins	F 28:42	2-6	0-4	4-5	1	6	7	5	4	8	1	1	1	2	0	-1		
10 Luke Gode	G 36:12	4-10	3-7	2-2	4	2	6	3	1	13	0	0	1	0	0	-2		
20 Ty Rodgers	G 32:51	2-8	0-0	1-2	2	4	6	3	1	5	5	2	1	0	1	-5		
4 Justin Harmon	20:49	0-7	0-3	1-2	2	1	3	2	1	1	1	0	1	0	-16			
42 Dain Dainja	09:58	2-4	0-0	3-4	1	3	4	0	2	7	0	0	1	0	1	-7		
Team					5	1	6			0	1							
Totals		21-64	6-22	19-24	15	26	41	14	15	67	8	9	5	3	6	-9		

Technical Fouls: NONE

Shooting By Period

1st FG%	12-24	50.0%
3PT%	5-8	62.5%
FT%	10-13	76.9%
2nd FG%	9-40	22.5%
3PT%	1-14	7.1%
FT%	9-11	81.8%
GM FG%	21-64	32.8%
3PT%	6-22	27.3%
FT%	19-24	79.2%

Dead Ball Rebounds: 3.1

Northwestern - 72 Record: 13-4 (4-2)

NO. Name	Min	FG		3P		FT		Rebounds		Fouls		TP	AS	TO	ST	Blocks		+/-
		M-A	M-A	M-A	M-A	OR	DR	OR	DR	PF	FD					BS	BA	
33 Luke Hunger	F 08:42	1-1	0-0	1-2	0	0	0	3	1	3	1	1	0	0	0	-2		
0 Boo Bule	G 36:55	7-14	2-5	4-4	0	4	4	2	5	20	7	2	1	0	0	-4		
3 Ty Berry	G 31:39	2-8	1-5	6-6	2	5	7	4	4	11	3	1	1	0	2	-4		
5 Jahmir Young	G 36:40	3-10	2-7	0-0	1	2	3	3	6	8	0	0	2	0	1	0		
13 Brooks Barnhizer	G 38:22	5-8	1-2	4-4	0	4	4	1	2	15	3	0	5	1	0	1		
34 Matthew Nicholson	31:05	5-9	0-0	0-2	5	2	7	3	1	10	1	0	1	1	2	-5		
2 Nick Martinielli	18:24	1-5	0-2	3-4	2	2	4	1	2	5	0	1	0	1	0	3		
32 Blake Preston	00:13	0-0	0-0	0-0	0	0	0	1	0	0	0	0	0	0	0	0		
Team					1	0	1			0	2							
Totals		24-55	6-21	18-22	11	19	30	18	21	72	15	7	10	3	5	3		

Technical Fouls: NONE

Shooting By Period

1st FG%	13-30	43.3%
3PT%	4-11	36.4%
FT%	2-2	100%
2nd FG%	11-25	44.0%
3PT%	2-10	20.0%
FT%	16-20	80%
GM FG%	24-55	43.6%
3PT%	6-21	28.6%
FT%	18-22	81.8%

Dead Ball Rebounds: 2.1

Biggest lead 9 (2nd 0:33) 9 (1st 11:45)

Best Scoring Run 6 (2nd 13:27) 8 (1st 16:45)

Lead Changes 6

Times Tied 5

Time with Lead 16:33 19:04

Points from Turnovers 11 11

Paint 52 26

Second Chance 8 16

Fast Breaks 10 10

Bench 5 8

Period by Period Scoring

	1st	2nd	TOT
UMD	37	39	76
ILL	39	28	67

Biggest lead 3 (1st 19:13) 6 (2nd 13:55)

Best Scoring Run 6 (2nd 11:30) 8 (1st 1:57)

Lead Changes 11

Times Tied 6

Time with Lead 10:53 25:20

Points from Turnovers 11 11

Paint 32 28

Second Chance 7 11

Fast Breaks 7 9

Bench 0 15

Period by Period Scoring

	1st	2nd	TOT
UMD	28	41	69
NU	32	40	72



Official Basketball Box Score - Final
Michigan St. at Maryland
 01/21/24 XFINITY Center, College Park
 2023-24 Men's Basketball

Game Time: 12:00 PM
 Game Duration: 2:01
 Attendance: 15,103



Official Basketball Box Score - Final
Maryland at Iowa
 01/24/24 Carver-Hawkeye Arena, Iowa City, Iowa
 2023-24 Men's Basketball

Game Time: 6:00 PM
 Game Duration: 2:02
 Attendance: 8,532

Michigan St. - 61 Record: 12-7 (4-4)

NO. Name	Min	FG		3P		FT		Rebounds		Fouls		TP	AS	TO	ST	Blocks		+/-
		M-A	M-A	M-A	M-A	OR	DR	OR	DR	PF	FD					BS	BA	
25 Malik Hall	F 32:05	4-9	1-3	3-4	1	5	6	2	3	12	0	2	0	0	2	2		
22 Mady Sissoko	C 10:11	1-3	0-0	0-0	1	4	5	4	0	2	0	0	0	0	0	-5		
2 Tyson Walker	G 36:40	5-14	2-4	3-4	0	1	2	3	15	3	5	0	1	3				
3 Jaden Atkins	G 22:28	2-6	1-3	0-0	0	2	2	0	1	5	0	1	0	0	0	-6		
11 A.J. Hoggard	G 35:13	4-11	0-2	4-4	0	1	1	1	5	12	2	0	2	1	1	7		
15 Carson Cooper	27:02	0-1	0-0	0-0	0	4	4	1	0	0	0	0	1	2	1	11		
5 Tre Holloman	25:57	4-5	3-4	1-2	0	1	1	3	2	12	1	1	0	0	0	2		
55 Coen Carr	08:16	0-0	0-0	1-2	0	0	0	1	1	1	1	0	0	0	0	0		
0 Jaxon Kohler	02:08	1-1	0-0	0-0	0	0	0	0	1	2	0	0	0	1	0	-4		
Team					0	2	2			0	1							
Totals		21-50	7-16	12-16	2	20	22	14	16	61	9	8	9	4	6	2		

Technical Fouls: NONE

Shooting By Period

1st FG%	14-24	
---------	-------	--

2023-24 BOX SCORES



Official Basketball Box Score - Final
Nebraska at Maryland
 01/27/24 XFINITY Center, College Park
 2023-24 Men's Basketball

Game Time: 12:00 PM
 Game Duration: 1:55
 Attendance: 15,481



Official Basketball Box Score - Final
Maryland at Michigan St.
 02/03/24 Bresch Events Center, East Lansing
 2023-24 MSU Men's Basketball

Game Time: 5:30 PM
 Game Duration: 2:04
 Attendance: 14,797

Nebraska - 51 Record: 15-6 (5-5)

NO. Name	Min	FG M-A	3P M-A	FT M-A	Rebounds OR DR TOT	Fouls PF FD	TP	AS	TO	ST	Blocks BS BA +/-
51 Rieck Mast	F 31:39	2-5	1-2	0-0	1 5 6	3 0	5	3	3	1	1 -8
53 Josiah Alick	F 25:14	0-2	0-0	3-6	1 3 4	3 3	3	2	1	0	1 -16
3 Brice Williams	G 28:03	2-7	2-3	3-4	0 3 3	3 3	9	1	2	2	1 -11
10 Jamarques Lawrence	G 25:32	3-5	2-3	0-0	0 2 2	1 1	8	2	4	0	0 -6
30 Keisei Tomiyama	G 21:36	3-10	1-5	0-0	0 1 1	0 4	7	0	2	1	0 -17
0 C.J. Wilcher	23:18	5-7	4-6	0-0	0 0 0	0 0	14	1	2	0	0 -23
1 Sam Holberg	19:17	0-1	0-1	0-0	0 2 2	2 1	0	1	2	1	0 -22
11 Eli Rice	17:55	1-5	0-1	1-2	0 4 4	1 1	5	0	1	0	0 -17
9 Jarron Coleman	02:01	0-0	0-0	0-0	0 0 0	0 0	0	0	0	0	0 3
21 Matar Diop	02:01	0-1	0-0	0-0	0 1 1	1 0	0	0	0	0	0 3
31 Cale Jacobsen	02:01	0-0	0-0	0-0	0 0 0	0 0	0	0	0	0	0 3
24 Jeff Grace	01:23	0-0	0-0	0-0	0 0 0	0 0	0	0	0	0	0 1
Team					1 1 2						
Totals		17-43	10-21	7-12	3 22 25	14 13	51	10	18	5	3 5 -22

Technical Fouls: NONE

Shooting By Period

1st FG%	9-22	40.9%
3PT%	7-13	53.8%
FT%	2-4	50%
2nd FG%	8-21	38.1%
3PT%	3-8	37.5%
FT%	5-8	62.5%
GM FG%	17-43	39.5%
3PT%	10-21	47.6%
FT%	7-12	58.3%

Dead Ball Rebounds: 2, 1

Maryland - 54 Record: 13-9 (5-6)

NO. Name	Min	FG M-A	3P M-A	FT M-A	Rebounds OR DR TOT	Fouls PF FD	TP	AS	TO	ST	Blocks BS BA +/-
10 Julian Reese	F 13:52	0-2	0-0	2-2	1 1 2	4 2	2	3	2	0	0 -2
22 Jordan Geronimo	F 35:03	3-6	0-1	0-0	5 1 6	4 2	6	1	0	1	3 1 1
24 Donta Scott	F 39:18	5-19	3-12	0-0	3 7 10	4 2	13	0	3	1	1 2 -6
1 Jahmir Young	G 38:33	9-22	4-12	9-9	0 4 4	0 7	31	2	2	1	0 -12
5 DeShawn Harris-Smith	G 24:22	0-3	0-2	0-0	0 1 1	2 0	0	2	1	0	1 -12
0 Jaxon Kohler	04:26	0-0	0-0	0-0	0 1 1	1 0	0	0	2	0	0 -12
2 Jahari Long	30:18	0-2	0-2	2-2	0 0 0	1 0	1	2	2	2	1 0 -1
12 Jamie Kaiser, Jr.	11:09	0-1	0-1	0-0	0 1 0	0 0	0	0	0	0	0 -1
Team					2 3 5						
Totals		17-55	7-30	13-13	12 18 30	15 14	54	8	13	5	5 -9

Technical Fouls: NONE

Shooting By Period

1st FG%	10-32	31.3%
3PT%	5-17	29.4%
FT%	2-2	100%
2nd FG%	7-23	30.4%
3PT%	2-13	15.4%
FT%	11-11	100%
GM FG%	17-55	30.9%
3PT%	7-30	23.3%
FT%	13-13	100.0%

Dead Ball Rebounds: 1, 1

Maryland - 73 Record: 13-8 (5-5)

NO. Name	Min	FG M-A	3P M-A	FT M-A	Rebounds OR DR TOT	Fouls PF FD	TP	AS	TO	ST	Blocks BS BA +/-
10 Julian Reese	F 32:25	5-11	0-0	5-8	3 13 16	1 4	15	1	1	3	1 1 21
22 Jordan Geronimo	F 33:31	1-7	1-3	0-0	5 3 8	3 2	3	0	0	3	2 1 35
24 Donta Scott	F 30:35	3-11	0-5	3-3	2 2 4	2 5	9	5	1	1	1 0 28
1 Jahmir Young	G 33:26	5-15	2-7	0-0	5 4 9	0 0	12	6	2	2	0 1 37
5 DeShawn Harris-Smith	G 26:05	4-5	1-2	0-0	0 1 1	2 0	9	2	2	0	0 17
2 Jahari Long	18:28	4-6	3-4	0-0	1 1 3	1 1	11	1	2	1	0 0 13
12 Jamie Kaiser, Jr.	17:50	4-7	4-5	2-2	0 1 1	0 0	14	1	0	1	1 0 11
0 Jahmichael Lamotho	02:01	0-0	0-0	0-0	0 0 0	0 0	0	0	0	0	0 -3
11 Noah Batchelor	02:01	0-1	0-0	0-0	0 0 0	0 0	0	0	0	0	0 -3
35 Caelum Swanton-Rodger	02:01	0-0	0-1	0-0	0 0 0	1 1	0	0	0	0	0 -3
14 Mady Traore	01:37	0-1	0-0	0-0	0 0 0	1 0	0	0	0	0	0 -3
Team					2 1 3						
Totals		26-64	11-26	10-14	17 26 43	13 14	73	16	8	11	5 3 22

Technical Fouls: NONE

Shooting By Period

1st FG%	16-36	44.4%
3PT%	7-17	41.2%
FT%	5-5	100%
2nd FG%	10-28	35.7%
3PT%	4-9	44.4%
FT%	5-9	55.6%
GM FG%	26-64	40.6%
3PT%	11-26	42.3%
FT%	10-14	71.4%

Dead Ball Rebounds: 2, 0

Michigan St. - 63 Record: 14-8 (6-5)

NO. Name	Min	FG M-A	3P M-A	FT M-A	Rebounds OR DR TOT	Fouls PF FD	TP	AS	TO	ST	Blocks BS BA +/-
25 Malik Hall	F 34:03	5-9	1-2	8-11	2 5 7	4 7	19	1	1	0	0 2 4
22 Mady Sissoko	C 18:39	2-3	0-0	0-0	0 3 3	3 1	4	0	1	1	1 0 -7
2 Tyson Walker	G 33:59	8-16	2-3	1-3	1 2 3	1 2	19	2	0	1	0 1 17
3 Jaden Atkins	G 31:37	3-11	1-7	0-0	3 2 5	1 2	7	0	2	2	0 1 3
11 A.J. Hoggard	G 30:56	2-5	0-0	2-2	1 4 5	1 2	6	8	3	0	0 10
15 Carson Cooper	21:21	1-3	0-0	0-0	4 2 6	0 1	2	2	0	0	3 0 15
0 Jaxon Kohler	03:43	1-2	0-0	0-0	0 0 0	0 0	2	0	0	0	0 0 8
5 Tre Holloman	19:52	1-3	0-2	0-0	0 3 3	1 0	2	1	3	0	1 0 3
55 Coen Carr	05:50	1-2	0-0	0-0	0 1 1	1 0	2	0	0	0	1 -8
Team					1 2 3						
Totals		24-54	4-14	11-16	12 24 36	14 15	63	14	12	7	5 5 9

Technical Fouls: NONE

Shooting By Period

1st FG%	13-27	48.1%
3PT%	2-5	40.0%
FT%	3-6	50%
2nd FG%	11-27	40.7%
3PT%	2-9	22.2%
FT%	8-10	80%
GM FG%	24-54	44.4%
3PT%	4-14	28.6%
FT%	11-16	68.8%

Dead Ball Rebounds: 4, 1

UMD	MSU	Points from Turnovers	UMD 11	MSU 15
Best Scoring Run	1 (2nd 7:15)	13 (2nd 3:05)	Paint	18 30
Lead Changes	7 (1st 9:33)	12 (2nd 3:05)	Second Chance	6 11
Times Tied	0		Fast Breaks	4 4
Time with Lead	00:13	39:26	Bench	2 8

NEB	UMD	Points from Turnovers	NEB 8	UMD 25
Best Scoring Run	10 (1st 15:30)	25 (2nd 14:07)	Paint	12 30
Lead Changes	7 (2nd 11:57)	9 (1st 3:51)	Second Chance	5 18
Times Tied	1		Fast Breaks	5 6
Time with Lead	08:31	30:05	Bench	19 25



Official Basketball Box Score - Final
Rutgers at Maryland
 02/06/24 XFINITY Center, College Park
 2023-24 Men's Basketball

Game Time: 6:30 PM
 Game Duration: 2:05
 Attendance: 12,866



Official Basketball Box Score - Final
Maryland at Ohio State
 02/10/24 Value City Arena, Columbus, Ohio
 Ohio State vs. Maryland

Game Time: 4:00 PM
 Game Duration: 2:21
 Attendance: 13,471

Rutgers - 56 Record: 12-10 (4-7)

NO. Name	Min	FG M-A	3P M-A	FT M-A	Rebounds OR DR TOT	Fouls PF FD	TP	AS	TO	ST	Blocks BS BA +/-
3 Mawot Mag	F 27:59	6-9	0-1	3-3	1 2 3	2 2	15	0	2	0	0 1 0
11 Clifford Omoruyi	C 22:06	4-10	0-0	0-1	4 5 5	0 8	0	1	0	3	0 3 5
0 Derek Simpson	G 30:43	2-9	0-3	2-2	0 3 3	1 4	6	3	1	2	0 0 4
1 Jamichael Davis	G 24:00	1-3	1-1	0-0	0 2 2	0 0	3	1	1	2	1 0 -3
25 Jeremiah Williams	G 20:14	5-9	2-2	2-2	2 3 5	4 2	14	0	3	1	0 1 16
2 Noah Fernandes	12:54	1-4	0-1	0-0	3 2 5	2 2	2	0	4	1	0 0 -5
5 Aundre Hyatt	26:29	2-4	0-1	2-4	1 3 4	3 2	6	1	0	1	2 0 0
10 Gavin Griffiths	20:29	0-4	0-4	0-0	0 1 1	0 0	2	0	1	0	0 0 1
22 Emmanuel Ogbole	07:35	1-2	0-0	0-0	1 1 2	1 1	2	0	0	0	0 0 1
13 Antwone Woolfolk	07:31	0-2	0-0	0-0	0 1 3	1 0	0	0	1	0	0 -4
Team					1 3 4						
Totals		22-56	3-13	9-11	10 27 37	19 13	56	6	15	7	6 2 3

Technical Fouls: Williams 1st 8:49 Simpson 2nd 2:54

Shooting By Period

1st FG%	8-28	28.6%
3PT%	1-8	12.5%
FT%	5-7	71.4%
2nd FG%	14-28	50.0%
3PT%	2-5	40.0%
FT%	4-4	100%
GM FG%	22-56	39.3%
3PT%	3-13	23.1%
FT%	9-11	81.8%

Dead Ball Rebounds: 0, 1

Maryland - 75 Record: 13-11 (5-8)

NO. Name	Min	FG M-A	3P M-A	FT M-A	Rebounds OR DR TOT	Fouls PF FD	TP	AS	TO	ST	Blocks BS BA +/-
10 Julian Reese	F 49:09	4-15	0-0	5-11	4 9 13	4 11	13	2	4	1	1 -4
12 Jamie Kaiser, Jr.	F 10:25	0-0	0-0	0-0	0 0 0	3 0	0	1	0	0	0 -3
14 Mady Traore	F 19:44	4-6	0-0	0-0	0 3 2	5 2	8	0	0	0	0 1 12
24 Donta Scott	F 47:10	5-9	2-4	7-10	2 5 7	2 7	19	1	3	0	0 -2
1 Jahmir Young	G 47:32	8-22	4-8	6-7	1 6 7	3 5	26	4	3	1	0 1 0
5 DeShawn Harris-Smith	41:29	1-5	1-4	0-0	1 7 8	1 0	3	3	2	1	0 0 -13
11 Noah Batchelor	05:15	0-1	0-1	0-0	0 0 0	0 0	0	0	0	0	0 -4
2 Jahari Long	28:25	2-4	0-0	2-2	0 0 0	4 2	6	0	0	0	0 0 -6
35 Caelum Swanton-Rodger	00:51	0-0	0-0	0-0	0 0 0	1 0	0	0	0	0	0 0 0
Team					0 2 2						
Totals		24-62	7-17	20-30	11 31 42	20 25	75	11	12	3	1 5 -4

Technical Fouls: NONE

Shooting By Period

1st FG%	12-30	40.0%
3PT%	2-7	28.6%
FT%	6-7	85.7%
2nd FG%	8-23	34.8%
3PT%	4-7	57.1%
FT%	9-13	69.2%
OT FG%	4-9	44.4%
3PT%	1-3	33.3%
FT%	5-10	50%
GM FG%	24-62	38.7%
3PT%	7-17	41.2%
FT%	20-30	66.7%

Dead Ball Rebounds: 4, 0

Maryland - 53 Record: 13-10 (5-7)

NO. Name	Min	FG M-A	3P M-A	FT M-A	Rebounds OR DR TOT	Fouls PF FD	TP	AS	TO	ST	Blocks BS BA +/-
10 Julian Reese	F 33:22	8-10	0-0	3-9	5 7 12	2 7	19	1	5	0	1 1 -4
22 Jordan Geronimo	F 25:54	1-4	0-2	0-0	0 0 0	2 0	2	0	1	0	1 0 4
24 Donta Scott	F 29:59	3-10	0-5	2-2	0 2 2	1 1	8	0	1	2	0 0 -14
1 Jahmir Young	G 38:19	3-17	2-4	8-8	4 8 12	1 3	16	3	5	0	2 1 -1
5 DeShawn Harris-Smith	G 23:51	1-3	0-0	0-0	2 3 5						

2023-24 BOX SCORES



Official Basketball Box Score - Final
Iowa at Maryland
 02/14/24 XFINITY Center, College Park
 2023-24 Men's Basketball

Game Time: 8:30 PM
 Game Duration: 2:03
 Attendance: 12,031



Official Basketball Box Score - Final
Illinois at Maryland
 02/17/24 XFINITY Center, College Park
 2023-24 Men's Basketball

Game Time: 5:30 PM
 Game Duration: 2:18
 Attendance: 17,950

Iowa - 66 Record: 14-11 (6-8) Officials: Brian Dorsey, Earl Walton, Doug Simons

NO. Name	Min	FG	3P	FT	Rebounds	Fouls	TP	AS	TO	ST	Blocks	+/-
		M-A	M-A	M-A	OR DR TOT	PF FD					BS BA	
23 Ben Krikke	F 33:13	5-8	0-1	1-1	0 1 1	4 2	11	2	0	2	0 1	-11
32 Owen Freeman	F 31:51	2-6	0-1	1-2	4 4 8	4 2	5	0	2	0	3 0	-11
4 Josh Dix	G 27:03	2-6	1-5	1-2	0 2 2	3 1	6	2	0	0	0 0	-7
11 Tony Perkins	G 31:16	3-13	0-3	3-4	2 6 8	5 4	9	3	3	1	1 0	-3
20 Payton Sandfort	G 37:34	7-16	3-9	2-3	2 3 5	3 1	19	3	1	0	0 0	-9
13 Ladij Dembele	05:27	1-2	0-0	0-0	1 0 1	3 0	2	0	0	0	1 1	-1
22 Patrick McCaffery	18:30	3-9	1-2	0-0	0 1 1	0 1	7	1	1	0	0 0	-14
5 Dainja Bowen	04:34	0-0	0-0	0-0	1 0 1	0 0	0	0	0	0	0 0	0
24 Pryce Sandfort	06:46	1-2	1-2	0-0	0 0 0	0 0	3	0	0	0	0 0	3
2 Brock Harding	03:46	2-2	0-0	0-0	0 0 0	1 0	4	0	1	1	0 0	-4
Team					2 0 2		0	0				
Totals		26-64	6-22	8-12	12 17 29	23 11	66	11	9	4	5 2	-12

Shooting By Period

1st FG%	14-32	43.8%
3PT%	5-13	38.5%
FT%	4-6	66.7%
2nd FG%	12-32	37.5%
3PT%	1-9	11.1%
FT%	4-6	66.7%
GM FG%	26-64	40.6%
3PT%	6-22	27.3%
FT%	8-12	66.7%

Dead Ball Rebounds: 4/0

Illinois - 85 Record: 19-6 (10-4) Officials: Tim Comer, Courtney Green, Kelly Pfeifer

NO. Name	Min	FG	3P	FT	Rebounds	Fouls	TP	AS	TO	ST	Blocks	+/-
		M-A	M-A	M-A	OR DR TOT	PF FD					BS BA	
3 Marcus Domask	F 37:54	7-14	1-2	4-5	1 11 12	3 4	19	3	2	0	0 1	3
13 Quincy Guerrier	F 19:45	2-5	1-4	4-5	0 1 1	3 3	9	0	1	0	0 0	-3
33 Coleman Hawkins	F 36:45	4-6	1-3	5-5	1 6 7	4 3	14	2	1	1	0 0	4
0 Terrence Shannon Jr.	G 39:00	6-16	1-7	14-16	0 1 1	1 12	27	2	2	1	4 2	9
20 Ty Rodgers	G 28:01	1-1	0-0	2-2	2 3 5	4 1	4	2	1	0	0 0	20
4 Justin Harmon	25:55	3-6	1-3	3-3	0 3 3	3 2	10	0	0	0	0 1	2
10 Luke Goode	09:25	0-1	0-1	0-0	0 0 0	0 0	0	0	0	0	0 0	-11
42 Dain Dainja	01:58	1-1	0-0	0-0	0 1 0	1 0	2	0	0	0	0 0	1
35 Amani Hansberry	01:18	0-0	0-0	0-0	0 0 0	0 0	0	0	0	0	0 0	0
Team					1 2 3		0	2				
Totals		24-50	5-20	32-36	5 28 33	22 25	85	9	9	2	4 4	5

Shooting By Period

1st FG%	12-24	50.0%
3PT%	5-12	41.7%
FT%	14-16	87.5%
2nd FG%	12-26	46.2%
3PT%	0-8	0.0%
FT%	18-20	90.0%
GM FG%	24-50	48.0%
3PT%	5-20	25.0%
FT%	32-36	88.9%

Dead Ball Rebounds: 1/0

Maryland - 78 Record: 14-11 (6-8) Technical Fouls: Perkins 2nd 0:24

NO. Name	Min	FG	3P	FT	Rebounds	Fouls	TP	AS	TO	ST	Blocks	+/-
		M-A	M-A	M-A	OR DR TOT	PF FD					BS BA	
10 Julian Reese	F 37:59	7-10	0-0	2-6	4 9 13	2 8	16	2	1	1	1 3	11
14 Mady Traore	F 10:01	1-4	0-2	0-0	0 1 1	2 0	2	0	1	1	1 0	4
24 Donta Scott	F 33:38	4-8	1-4	2-2	2 4 6	1 1	11	1	2	1	0 0	18
1 Jahmir Young	G 37:52	4-12	0-2	13-13	0 3 3	1 1	21	2	1	1	0 2	12
2 Jahari Long	G 11:57	0-0	0-0	0-0	0 0 0	1 1	0	2	2	1	0 0	-9
12 Jamie Kaiser, Jr.	28:22	1-6	1-5	6-6	0 1 1	0 3	9	1	1	1	0 0	13
22 Jordan Geronimo	07:10	1-2	0-1	0-0	0 1 1	1 0	2	0	0	1	0 0	0
5 DeShawn Harris-Smith	31:52	7-10	2-3	1-2	3 3 6	3 1	17	3	3	0	0 0	18
35 Caelum Swanton-Rodger	01:09	0-0	0-0	0-0	0 0 0	1 0	0	0	0	0	0 0	1
Team					3 3 6		0	0				
Totals		25-52	4-17	24-29	12 25 37	11 22	78	11	11	7	2 5	12

Shooting By Period

1st FG%	13-31	41.9%
3PT%	2-13	15.4%
FT%	3-3	100%
2nd FG%	12-31	38.7%
3PT%	2-4	50.0%
FT%	21-26	80.8%
GM FG%	25-52	48.1%
3PT%	4-17	23.5%
FT%	24-29	82.8%

Dead Ball Rebounds: 3/1

Maryland - 80 Record: 14-12 (6-9) Technical Fouls: NONE

NO. Name	Min	FG	3P	FT	Rebounds	Fouls	TP	AS	TO	ST	Blocks	+/-
		M-A	M-A	M-A	OR DR TOT	PF FD					BS BA	
10 Julian Reese	F 37:58	6-8	0-0	6-7	1 10 11	4 6	18	1	2	0	0 0	-3
12 Jamie Kaiser, Jr.	F 29:10	1-3	1-2	1-1	1 1 2	5 1	4	0	1	0	0 0	1
14 Mady Traore	F 12:18	0-0	0-0	0-0	1 0 1	0 1	0	0	0	0	0 0	-5
1 Jahmir Young	G 37:40	8-23	1-4	11-11	2 7 9	3 8	28	6	1	1	0 3	-2
5 DeShawn Harris-Smith	G 35:11	4-11	0-4	0-1	2 2 4	5 1	8	1	0	2	0 1	-5
24 Donta Scott	G 38:17	5-11	1-5	6-7	2 3 5	3 4	17	0	1	0	2 0	-3
2 Jahari Long	12:25	2-6	1-3	0-1	0 2 0	4 1	5	0	1	0	1 0	-7
35 Caelum Swanton-Rodger	01:54	0-0	0-0	0-0	0 1 0	1 0	0	0	0	0	0 0	-1
0 Jahnnathan Lamothe	00:07	0-0	0-0	0-0	0 0 0	0 0	0	0	0	0	0 0	0
Team					3 0 3		0	0				
Totals		26-63	4-18	24-29	14 24 38	25 22	80	9	6	3	4 4	-5

Shooting By Period

1st FG%	14-28	50.0%
3PT%	2-9	22.2%
FT%	8-9	88.9%
2nd FG%	12-35	34.3%
3PT%	1-6	16.7%
FT%	16-20	80%
GM FG%	26-63	41.3%
3PT%	4-18	22.2%
FT%	24-29	82.8%

Dead Ball Rebounds: 0/0

Technical Fouls: NONE

Points from Turnovers	Points from Lead Changes	Points from Times Tied	Points from Time with Lead
11 (1 st 5:23)	8 (1 st 15:40)	1	29:19
12 (2 nd 0:24)	9 (2 nd 4:49)	2	07:51
18	28	8	16
12	16	8	28

Technical Fouls: NONE

Biggest lead	Best Scoring Run	Lead Changes	Times Tied	Time with Lead
7 (1 st 17:37)	8 (1 st 3:08)	4	4	36:35
4 (1 st 5:04)	6 (1 st 16:08)	4	4	01:56
6	12	10	19	12
36	44	17	22	22



Official Basketball Box Score - Final
Maryland at Wisconsin
 02/20/24 Kohl Center, Madison
 2023-24 Men's Basketball

Game Time: 8:00 PM
 Game Duration: 2:06
 Attendance: 15,147



Official Basketball Box Score - Final
Maryland at Rutgers
 02/25/24 Jersey Mike's Arena, Piscataway
 2023-24 Men's Basketball

Game Time: 12:00 PM
 Game Duration: 1:55
 Attendance: 8,000

Maryland - 70 Record: 14-13 (6-10) Officials: Rob Riley, Dandre Carr, Brooks Wells

NO. Name	Min	FG	3P	FT	Rebounds	Fouls	TP	AS	TO	ST	Blocks	+/-
		M-A	M-A	M-A	OR DR TOT	PF FD					BS BA	
10 Julian Reese	F 36:23	7-12	0-0	4-7	1 6 7	3 7	18	1	3	0	2 0	-11
22 Jordan Geronimo	F 17:59	1-3	0-2	0-0	1 4 5	4 0	2	0	2	1	0 0	-1
24 Donta Scott	F 37:32	5-9	2-6	0-1	0 3 3	5 3	12	3	0	1	0 0	-3
1 Jahmir Young	G 38:33	6-17	1-4	7-7	0 2 2	1 2	20	3	2	1	0 1	-3
5 DeShawn Harris-Smith	G 32:21	2-6	0-1	4-6	1 1 2	4 3	8	0	2	1	0 1	0
12 Jamie Kaiser, Jr.	18:52	3-5	2-2	0-0	1 0 1	2 0	8	0	0	1	0 1	7
2 Jahari Long	11:16	0-0	0-0	2-2	0 0 0	4 1	2	2	0	0	0 0	-2
35 Caelum Swanton-Rodger	02:40	0-0	0-0	0-0	0 1 1	0 0	0	0	0	0	0 0	-5
0 Jahnnathan Lamothe	04:24	0-0	0-0	0-0	0 1 1	2 0	0	0	0	0	0 0	-2
Team					2 0 2		0	1				
Totals		24-52	5-15	17-23	6 18 24	26 19	70	9	10	5	2 3	-4

Shooting By Period

1st FG%	12-28	42.9%
3PT%	1-6	16.7%
FT%	4-6	66.7%
2nd FG%	12-24	50.0%
3PT%	4-9	44.4%
FT%	13-17	76.5%
GM FG%	24-52	46.2%
3PT%	5-15	33.3%
FT%	17-23	73.9%

Dead Ball Rebounds: 3/0

Maryland - 63 Record: 15-13 (7-10) Officials: Paul Szczyg, Doug Simons, Bart Lenox

NO. Name	Min	FG	3P	FT	Rebounds	Fouls	TP	AS	TO	ST	Blocks	+/-
		M-A	M-A	M-A	OR DR TOT	PF FD					BS BA	
10 Julian Reese	F 30:03	8-11	0-0	4-6	3 3 6	4 5	20	0	5	0	2 3	13
22 Jordan Geronimo	F 28:56	3-6	1-1	4-2	6 5 11	4 4	11	1	2	1	0 1	19
24 Donta Scott	F 31:33	4-11	3-6	0-0	0 7 7	3 2	11	0	2	1	0 1	12
1 Jahmir Young	G 38:58	2-9	2-5	6-10	0 4 4	1 4	12	9	3	0	1 2	17
5 DeShawn Harris-Smith	G 34:49	3-9	0-4	1-1	0 3 3	1 2	7	3	3	1	0 1	13
12 Jamie Kaiser, Jr.	19:37	1-4	0-2	0-0	1 2 3	1 0	2	0	1	2	0 0	4
35 Caelum Swanton-Rodger	05:14	0-0	0-0	0-0	1 1 2	1 0	0	0	0	0	1 0	5
11 Noah Batchelor	02:27	0-0	0-0	0-0	0 0 0	0 0	0	0	0	0	0 0	-1
2 Jahari Long	07:44	0-1	0-1	0-0	1 0 1	0 0	0	1	0	0	0 0	3
0 Jahnnathan Lamothe	00:39	0-0	0-0	0-0	0 0 0	0 0	0	0	0	0	0 1	0
Team					3 2 5		0	0				
Totals		21-51	6-19	15-24	15 27 42	15 17	63	15	14	6	6 8	17

Shooting By Period

1st FG%	10-25	40.0%
3PT%	4-12	33.3%
FT%	6-10	60%
2nd FG%	11-26	42.3%
3PT%	2-7	28.6%
FT%	9-14	64.3%
GM FG%	21-51	41.2%
3PT%	6-19	31.6%
FT%	15-24	62.5%

Dead Ball Rebounds: 2/0

2023-24 BOX SCORES



Official Basketball Box Score - Final
Northwestern at Maryland
 02/28/24 XFINITY Center, College Park
 2023-24 Men's Basketball

Game Time: 7:00 PM
 Game Duration: 2:00
 Attendance: 12,340



Official Basketball Box Score - Final
Indiana at Maryland
 03/03/24 XFINITY Center, College Park
 2023-24 Men's Basketball

Game Time: 2:00 PM
 Game Duration: 2:08
 Attendance: 16,540

Northwestern - 68 Record: 20-8 (11-6) Officials: Brian Dorsey, D.J. Carstensen, Steve McJunkins

NO. Name	Min	FG		FT		Rebounds		Fouls		TP	AS	TO	ST	Blocks		+/-
		M-A	M-A	M-A	M-A	OR	DR	PF	FD					BS	BA	
2 Nick Martinelli	F 39:09	9-14	0-2	9-10	1	6	7	2	7	27	0	2	1	0	0	7
34 Matthew Nicholson	C 26:36	2-3	0-0	0-0	0	1	1	5	0	4	2	1	1	0	1	13
0 Boo Buie	G 39:20	4-13	2-6	2-2	0	4	4	1	3	12	5	2	0	0	1	2
13 Brooks Barnhizer	G 38:40	2-6	0-2	10-10	0	10	10	2	6	14	0	0	0	0	0	6
43 Blake Smith	G 26:36	1-1	0-0	4-5	2	3	5	3	3	6	1	1	0	0	0	5
20 Justin Mullins	04:39	0-0	0-0	0-0	0	1	1	1	0	0	0	0	0	0	0	5
33 Luke Hunger	13:24	1-4	0-3	3-4	0	1	1	3	3	5	0	1	0	0	0	0
11 Jordan Clayton	11:36	0-0	0-0	0-0	0	2	2	3	1	0	0	1	0	0	0	3
Team					2	0	2			0		2				
Totals		19-41	2-13	28-31	5	28	33	20	23	68	8	10	2	0	2	7

Shooting By Period

1st FG%	7-19	36.8%
3PT%	1-7	14.3%
FT%	14-16	87.5%
2nd FG%	12-22	54.5%
3PT%	1-6	16.7%
FT%	14-15	93.3%
GM FG%	19-41	46.3%
3PT%	2-13	15.4%
FT%	28-31	90.3%

Dead Ball Rebounds: 0, 1

Indiana - 83 Record: 16-13 (8-10) Officials: Earl Walton, Terry Ogelsby, Don Daly

NO. Name	Min	FG		FT		Rebounds		Fouls		TP	AS	TO	ST	Blocks		+/-
		M-A	M-A	M-A	M-A	OR	DR	PF	FD					BS	BA	
5 Malik Reneau	F 24:33	5-8	0-1	4-4	2	3	5	4	3	14	2	1	1	2	1	14
21 Mackenzie Mgbako	F 33:44	8-15	4-8	4-4	0	2	2	1	3	24	0	3	0	0	1	10
1 Ke'el Ware	C 39:09	4-8	0-1	1-1	0	15	15	1	1	9	0	6	0	2	0	1
2 Gabe Cupps	G 08:36	2-2	1-1	0-0	0	0	0	0	0	5	0	0	0	0	0	-9
32 Trey Galloway	G 38:05	5-11	0-3	2-4	2	3	5	1	2	12	4	2	2	0	0	10
0 Xavier Johnson	31:24	5-7	1-1	2-3	1	2	3	2	4	13	6	1	1	0	0	14
3 Anthony Leal	14:55	1-1	1-1	0-0	1	0	1	1	0	3	2	0	0	0	0	0
4 Anthony Walker	06:16	1-2	0-0	1-1	0	1	1	0	2	3	0	1	0	0	0	-5
11 CJ Gunn	03:18	0-1	0-0	0-0	0	0	0	0	0	0	0	0	0	0	0	-10
Team					0	0	0			0		0				
Totals		31-55	7-16	14-17	6	26	32	10	15	83	14	14	4	4	2	5

Shooting By Period

1st FG%	12-29	41.4%
3PT%	5-11	45.5%
FT%	4-4	100%
2nd FG%	19-26	73.1%
3PT%	2-5	40.0%
FT%	10-13	76.9%
GM FG%	31-55	56.4%
3PT%	7-16	43.8%
FT%	14-17	82.4%

Dead Ball Rebounds: 1, 0

Maryland - 61 Record: 15-14 (7-11) Technical Fouls: NONE

NO. Name	Min	FG		FT		Rebounds		Fouls		TP	AS	TO	ST	Blocks		+/-
		M-A	M-A	M-A	M-A	OR	DR	PF	FD					BS	BA	
10 Julian Reese	F 25:40	5-8	0-0	2-6	2	3	5	4	5	12	0	4	0	1	0	3
22 Jordan Geronimo	F 19:17	0-1	0-1	2-2	2	3	5	2	2	2	1	1	0	0	0	-3
24 Dontia Scott	F 30:25	2-9	0-4	0-0	0	4	4	2	0	4	2	1	0	0	0	-7
1 Jahmir Young	G 36:48	6-14	1-6	11-12	0	2	2	1	8	24	6	1	1	0	0	-9
5 DeShawn Harris-Smith	G 36:01	6-12	1-5	1-2	0	5	5	4	3	14	0	0	0	0	0	-6
12 Jamie Kaiser, Jr.	19:50	1-6	0-5	1-2	1	1	2	2	1	3	0	0	0	0	0	-2
2 Jahari Long	13:04	0-2	0-1	0-0	1	0	1	3	0	0	0	0	0	0	0	-1
35 Caelum Swanton-Rodger	14:11	1-2	0-0	0-0	4	2	6	4	1	2	0	0	0	1	0	-9
11 Noah Batchelor	04:44	0-0	0-0	0-0	0	0	0	1	0	0	0	0	0	0	0	-7
Team					1	0	1			0		0				
Totals		21-54	2-22	17-24	11	20	31	24	20	61	9	7	1	2	0	-7

Shooting By Period

1st FG%	5-26	19.2%
3PT%	1-14	7.1%
FT%	13-16	81.3%
2nd FG%	16-28	57.1%
3PT%	1-8	12.5%
FT%	4-8	50%
GM FG%	21-54	38.9%
3PT%	2-22	9.1%
FT%	17-24	70.8%

Dead Ball Rebounds: 0, 0

Maryland - 78 Record: 15-15 (7-12) Technical Fouls: NONE

NO. Name	Min	FG		FT		Rebounds		Fouls		TP	AS	TO	ST	Blocks		+/-
		M-A	M-A	M-A	M-A	OR	DR	PF	FD					BS	BA	
10 Julian Reese	F 37:35	6-10	0-0	1-1	5	6	11	3	2	13	3	4	2	0	2	-4
22 Jordan Geronimo	F 32:21	4-5	1-1	0-0	0	1	1	1	0	9	0	2	3	0	0	-2
24 Dontia Scott	F 31:44	5-15	4-10	1-2	0	2	2	3	3	15	2	0	0	2	1	-8
1 Jahmir Young	G 34:19	8-18	1-6	5-5	0	5	5	0	3	22	4	2	0	0	1	-4
2 Jahari Long	G 28:18	4-6	2-3	2-2	0	1	1	3	1	12	1	2	1	0	0	-2
5 DeShawn Harris-Smith	18:49	2-6	0-2	0-0	0	2	2	3	1	4	2	0	2	0	0	-2
12 Jamie Kaiser, Jr.	14:10	1-2	1-2	0-0	1	0	1	2	0	3	0	0	0	0	0	-4
35 Caelum Swanton-Rodger	02:25	0-0	0-0	0-0	0	1	1	0	0	0	0	0	0	0	0	-1
0 Jahnnathan Lamothe	00:19	0-0	0-0	0-0	0	0	0	0	0	0	0	0	0	0	0	2
Team					0	2	2			0		0				
Totals		30-62	9-24	9-10	6	20	26	15	10	78	12	10	8	2	4	-5

Shooting By Period

1st FG%	17-33	51.5%
3PT%	4-12	33.3%
FT%	5-5	100%
2nd FG%	13-29	44.8%
3PT%	5-12	41.7%
FT%	4-5	80%
GM FG%	30-62	48.4%
3PT%	9-24	37.5%
FT%	9-10	90.0%

Dead Ball Rebounds: 1, 0

Technical Fouls: Coach 1st 5:20

Biggest lead	NOR		UMD		Points from Turnovers	NOR		UMD		Period by Period Scoring		
	11 (2 nd 4:21)	3 (1 st 17:23)	7	12		28	36	1st	2nd	TOT		
Best Scoring Run	7 (1 st 4:58)		8 (2 nd 2:10)		Paint	10	8	NOR	29	39	68	
Lead Changes	6		6		Second Chance	10	8	UMD	24	37	61	
Times Tied	6		6		Fast Breaks	0	4					
Time with Lead	31:04	05:15	Bench		5	5						

Technical Fouls: NONE

Biggest lead	IND		UMD		Points from Turnovers	IND		UMD		Period by Period Scoring		
	11 (2 nd 4:02)	16 (2 nd 17:51)	15	14		30	36	1st	2nd	TOT		
Best Scoring Run	15 (2 nd 4:02)		12 (1 st 5:28)		Paint	30	36	IND	33	50	83	
Lead Changes	5		5		Second Chance	4	2	UMD	43	35	78	
Times Tied	4		4		Fast Breaks	20	16					
Time with Lead	14:21	23:28	Bench		19	7						

2023-24 NCAA / BIG TEN RANKINGS

Statistic	Player	National Rank	Conference Rank	Value	National Leader	Value	Conference Leader	Value
Assist/Turnover Ratio (350 ranked)	Jahmir Young	270	12	1.52	CJ Fulton, Col. of Charleston	4.88	Bruce Thornton, Ohio St.	3.59
Assists (349 ranked)	Jahmir Young	124	8	122	Savion Lewis, Quinnipiac	217	Elijah Hawkins, Minnesota	214
Assists Per Game (340 ranked)	Jahmir Young	121	9	4.2	Tyler Kolek, Marquette	7.6	Elijah Hawkins, Minnesota	7.4
Blocks (342 ranked)	Julian Reese Jordan Geronimo	40 199	4 11	56 32	Isaiah Cozart, Eastern Ky.	116	Clifford Omoruyi, Rutgers	90
Blocks Per Game (348 ranked)	Julian Reese Jordan Geronimo	40 175	4 11	1.87 1.14	Isaiah Cozart, Eastern Ky.	3.87	Clifford Omoruyi, Rutgers	3.00
Double Doubles (308 ranked)	Julian Reese	14	2	15	Enrique Freeman, Akron	27	Zach Edey, Purdue	21
Field Goal Attempts (342 ranked)	Jahmir Young	24	1	453	Tyler Thomas, Hofstra	591	Jahmir Young, Maryland	453
Field Goal Percentage (349 ranked)	Jahmir Young	343	18	40.4	AJ Braun, Wright St.	68.9	Zach Edey, Purdue	62.3
Field Goals (349 ranked)	Jahmir Young Julian Reese	94 349	5 17	183 149	Tyler Thomas, Hofstra	249	Zach Edey, Purdue	246
Free Throw Attempts (350 ranked)	Julian Reese Jahmir Young	21 26	2 3	210 206	Zach Edey, Purdue	323	Zach Edey, Purdue	323
Free Throw Percentage (346 ranked)	Jahmir Young	15	2	90.8	DJ Davis, Butler	96.8	Payton Sandfort, Iowa	91.8
Free Throws (344 ranked)	Jahmir Young Julian Reese	10 104	2 6	187 119	Zach Edey, Purdue	231	Zach Edey, Purdue	231
Minutes Per Game (350 ranked)	Jahmir Young Julian Reese	31 329	3 17	35:53 32:08	Issac McBride, Oral Roberts	38:39	Boo Buie, Northwestern	36:34
Points (346 ranked)	Jahmir Young Julian Reese	25 346	2 18	607 417	Tommy Bruner, Denver	760	Zach Edey, Purdue	724
Points Per Game (349 ranked)	Jahmir Young	16	3	20.9	Tommy Bruner, Denver	24.5	Zach Edey, Purdue	24.1
Rebounds (348 ranked)	Julian Reese	25	2	292	Enrique Freeman, Akron	386	Zach Edey, Purdue	350
Rebounds (Defensive) Per Game (350 ranked)	Julian Reese	38	3	6.53	Vonterius Woolbright, Western Caro.	9.77	Ke'l'e'l Ware, Indiana	7.74
Rebounds (Offensive) Per Game (350 ranked)	Julian Reese	31	2	3.20	Zach Edey, Purdue	4.57	Zach Edey, Purdue	4.57
Rebounds Per Game (349 ranked)	Julian Reese	26	3	9.7	Enrique Freeman, Akron	12.9	Zach Edey, Purdue	11.7
Steals (329 ranked)					Arturo Dean, FIU	95	Ace Baldwin Jr., Penn St.	83
Steals Per Game (341 ranked)					Arturo Dean, FIU	3.39	Ace Baldwin Jr., Penn St.	2.77
Three Point Attempts (347 ranked)	Jahmir Young	279	8	160	Tyler Thomas, Hofstra	312	Payton Sandfort, Iowa	211
Three Point Percentage (93 ranked)					Koby Brea, Dayton	49.4	Jamison Battle, Ohio St.	43.6
Three Pointers Per Game (348 ranked)	Jahmir Young	348	14	1.86	Tyler Thomas, Hofstra	3.74	Jamison Battle, Ohio St.	2.72
Total 3-point FGM (346 ranked)	Jahmir Young	346	13	54	Tyler Thomas, Hofstra	116	Jamison Battle, Ohio St.	79
Triple Doubles (6 ranked)					Vonterius Woolbright, Western Caro.	5	Payton Sandfort, Iowa	1

ASSOCIATED PRESS POLL (3/4/24)

RK	School	Record	Votes	Prev
1	Houston (52)	27-3	1539	1
2	Connecticut (6)	27-3	1462	3
3	Purdue* (4)	27-3	1459	2
4	Tennessee	24-6	1364	4
5	Arizona	23-6	1252	6
6	Iowa State	24-6	1212	8
7	North Carolina	24-6	1201	9
8	Marquette	22-8	1056	5
9	Duke	24-6	1051	10
10	Creighton	22-8	983	12
11	Baylor	21-8	901	15
12	Illinois*	22-8	834	13
13	Auburn	23-7	746	11
14	Kansas	21-8	723	7
15	Kentucky	22-8	711	16
16	Alabama	20-10	592	14
17	South Carolina	24-6	579	18
18	Washington State	23-7	484	19
19	Gonzaga	23-6	396	23
20	BYU	21-9	343	26
21	San Diego State	20-8	338	20
22	Utah State	23-5	285	22
23	Saint Mary's College	23-7	268	17
24	South Florida	23-5	154	25
25	Dayton	23-6	50	21

USA TODAY COACHES POLL (3/4/24)

RK	School	Record	Votes	Prev
1	Houston (28)	27-3	795	1
2	Connecticut (3)	27-3	757	2
3	Purdue* (1)	27-3	745	3
4	Tennessee	24-6	705	4
5	Arizona	23-6	644	7
6	Iowa State	24-6	629	6
7	North Carolina	24-6	628	8
8	Duke	24-6	541	10
9	Marquette	22-8	531	5
10	Creighton	22-8	487	12
11	Baylor	21-8	452	14
12	Illinois*	22-8	423	16
13	Kentucky	22-8	396	15
14	Auburn	23-7	376	11
15	Kansas	21-8	366	9
16	South Carolina	24-6	298	18
17	Alabama	20-10	289	13
18	Gonzaga	23-6	215	22
19	San Diego State	20-8	194	19
20	Washington State	23-7	182	21
21	Saint Mary's College	23-7	175	17
22	Utah State	23-5	151	23
23	BYU	21-9	140	26
24	South Florida	23-5	88	25
25	Florida	21-9	42	24

*-Big Ten opponent • Bold are Terps' 2023-24 opponents

2023-24 NCAA / BIG TEN RANKINGS

Statistic	National Conference		Value National Leader		Value Conference Leader		
	Rank	Rank					
Assist/Turnover Ratio (351 ranked)	297	14	0.92	Colorado St.	1.85	Iowa	1.83
Assists Per Game (351 ranked)	328	14	10.7	Kansas	19.3	Purdue	18.3
Bench Points per game (351 ranked)	337	13	11.97	South Carolina St.	36.19	Nebraska	22.33
Blocks Per Game (351 ranked)	41	2	4.6	App State	6.8	Rutgers	5.2
Effective FG pct (351 ranked)	323	13	0.468	Indiana St.	0.600	Purdue	0.564
Fastbreak Points (351 ranked)	227	9	8.87	TCU	18.93	Iowa	14.73
Field Goal Percentage (351 ranked)	316	13	41.4	Wright St.	53.0	Purdue	49.2
Field Goal Percentage Defense (351 ranked)	55	4	41.6	McNeese	38.2	Nebraska	39.6
Fouls Per Game (351 ranked)	241	12	17.6	Creighton	11.4	Purdue	14.1
Free Throw Attempts Per Game (351 ranked)	20	2	23.4	Winthrop	27.4	Purdue	24.8
Free Throw Percentage (351 ranked)	167	8	72.1	Villanova	81.7	Iowa	78.7
Free Throws Made Per Game (351 ranked)	21	3	16.9	High Point	20.9	Purdue	17.9
Rebound Margin (351 ranked)	133	6	1.9	Saint Mary's (CA)	11.9	Purdue	11.1
Rebounds (Defensive) Per Game (351 ranked)	258	11	24.20	UT Martin	31.13	Illinois	28.27
Rebounds (Offensive) Per Game (351 ranked)	67	4	11.90	Texas A&M	17.30	Illinois	12.80
Rebounds Per Game (351 ranked)	134	6	36.10	Florida	43.23	Illinois	41.07
Scoring Defense (351 ranked)	18	1	65.0	Houston	57.3	Maryland	65.0
Scoring Margin (351 ranked)	118	9	4.6	McNeese	19.0	Purdue	14.2
Scoring Offense (351 ranked)	284	13	69.6	Alabama	90.8	Purdue	84.4
Steals Per Game (351 ranked)	176	6	6.5	UTEP	11.5	Penn St.	8.6
Three Point Attempts Per Game (351 ranked)	210	6	21.1	North Florida	33.2	Nebraska	26.4
Three Point Percentage (351 ranked)	340	14	28.5	Purdue	40.9	Purdue	40.9
Three Point Percentage Defense (351 ranked)	68	2	31.7	Louisiana	27.1	Penn St.	30.9
Three Pointers Per Game (351 ranked)	303	12	6.0	North Florida	12.0	Nebraska	9.4
Turnover Margin (351 ranked)	115	7	1.1	Houston	7.4	Penn St.	3.8
Turnovers Forced Per Game (351 ranked)	110	3	12.70	UTEP	19.03	Penn St.	14.93
Turnovers Per Game (351 ranked)	160	11	11.6	Princeton	8.3	Northwestern	9.0
Winning Percentage (351 ranked)	190	11	50.0	James Madison McNeese	90.3 90.3	Purdue	90.0

TERPS VS. AP TOP 5 (SINCE 2010-11)

Date	Opponent	H/A/N	Score
1/2/24	#1 Purdue	H	L, 53-67
3/18/23	#1 Alabama	N	L, 51-73
2/16/23	#3 Purdue	H	W, 68-54
1/22/23	#3 Purdue	@	L, 55-58
2/13/22	#3 Purdue	@	L, 61-62
3/22/21	#5 Alabama	N	L, 77-96
3/12/21	#4 Michigan	N	L, 66-79
2/8/21	#4 Ohio State	H	L, 65-73
1/7/21	#5 Iowa	H	L, 67-89
11/28/18	#4 Virginia	H	L, 71-76
1/31/18	#3 Purdue	@	L, 67-75
1/4/18	#1 Michigan St.	@	L, 61-91
3/24/16	#1 Kansas	N	L, 63-79
3/12/16	#2 Michigan St.	N	L, 61-64
1/28/16	#3 Iowa	H	W, 74-68
2/24/15	#5 Wisconsin	H	W, 59-53
3/9/14	#5 Virginia	H	W, 75-69 (ot)
2/24/14	#4 Syracuse	H	L, 55-57
12/4/13	#5 Ohio State	@	L, 60-76
3/15/13	#2 Duke	N	W, 83-74
2/16/13	#2 Duke	H	W, 83-81
1/26/13	#1 Duke	@	L, 64-84
11/9/12	#3 Kentucky	N	L, 69-72
3/9/12	#4 UNC	N	L, 69-85
2/4/12	#5 UNC	H	L, 74-83
3/11/11	#5 Duke	N	L, 71-87
2/2/11	#5 Duke	H	L, 62-80
1/9/11	#1 Duke	@	L, 64-71
11/18/10	#5 Pitt	N	L, 70-79

TERPS SUCCESS AT HOME VS. NO. 1 RANKED TEAMS

▶ Maryland holds the best overall record nationally against AP No. 1 ranked teams in home games dating back to 1994-95 despite this year's loss to No. 1 Purdue on Jan. 2, 2024.

▶ Maryland won four straight home games against AP No. 1 ranked teams - two against North Carolina and two against Duke. The 2023-24 Purdue game marked the first time in 20 years to have a No. 1 ranked team visit XFINITY.

All Div. I, Highest Win Pct at Home vs. AP No. 1 Team - Since 1994-95 (Minimum 5 Games)

























Team	W-L	.Win Pct
Maryland	4-2	.667
North Carolina State	3-2	.600
Indiana	4-3	.571
Ohio State	4-3	.571
Florida State	3-3	.500

Home Games vs. AP No. 1 Ranked Teams

Year	Opponent	Result
1994-95	North Carolina	W, 86-73
1997-98	North Carolina	W, 89-83 (OT)
2001-02	Duke	W, 87-73
2002-03	Duke	W, 87-72
2003-04	Duke	L, 60-68
2023-24	Purdue	L, 53-67

AP TOP 25 POLL TRACKING

Opponent	Pre	11/13	11/20	11/27	12/4	12/11	12/18	12/25	1/1	1/8	1/15	1/22	1/29	2/5	2/12	2/19	2/26	3/4	3/11
Illinois	25	23	RV	24	20	16	13	11	9	10	14	10	14	10	14	12	13	12	
Indiana	RV	-	-	-	-	-	-	-	-	-	-	-	-	-	-	-	-	-	
Maryland	RV	-	-	-	-	-	-	-	-	-	-	-	-	-	-	-	-	-	
Michigan	-	RV	RV	-	-	-	-	-	-	-	-	-	-	-	-	-	-	-	
Michigan State	4	18	21	RV	RV	-	RV	RV	RV	RV	-	RV	-	RV	RV	RV	-	RV	
Nebraska	-	-	-	-	-	-	-	-	-	-	-	-	-	-	-	-	-	RV	-
Northwestern	-	-	-	-	RV	25	RV	RV	RV	RV	-	-	RV	-	RV	-	RV	-	
Ohio State	-	-	-	RV	RV	RV	RV	RV	RV	-	-	-	-	-	-	-	-	-	
Purdue	3	2	2	1	4	3	1	1	1	1	2	2	2	2	2	3	2	3	
UCLA	RV	RV	RV	RV	RV	-	-	-	-	-	-	-	-	-	-	-	-	-	
Villanova	22	21	RV	18	RV	-	-	RV	RV	-	RV	-	-	-	-	-	-	-	RV
Wisconsin	RV	RV	-	-	23	23	24	23	21	15	11	13	6	11	20	RV	RV	-	

0	 <p>JAHNATHAN LAMOTHE ♀: JONATHAN LA-MOETH G • 6-4 • 192 • Fr. • Baltimore, MD (St. Frances Academy) GP/GS PPG RPG APG FG% 3FG% FT% 2023-24 13-0 0.9 0.8 0.3 .308 .222 .500 Career 13-0 0.9 0.8 0.3 .308 .222 .500 Career Highs Pts: 10 3FG: 2 Reb: 3 Ast: 2 Stl: 3 Blk: 1 Min: 15</p>	 <p>KEVIN WILLARD Head Coach • Pittsburgh '97 Years Overall / Record: 17th / 307-238 (.563) Years at Maryland / Record: 2nd / 37-28 (.569)</p>	<p>STREAKS & NOTABLES</p> <p>2,581 - Career points for Jahmir Young - the 2nd leading active scorer in the NCAA currently and one of three active players with over 2,000 points, 600+ rebounds, and 400+ assists for a career</p> <p>1,000 x 2 - Jahmir Young became the 6th player in NCAA since 2006 to post 1,000 points at two different schools</p> <p>300 - Kevin Willard hit 300 career wins against UCLA; he is the 5th active Big Ten coach to reach 300 wins and joins his father, Ralph, who had 336 wins.</p> <p>105th - Maryland opened its 105th season of basketball in 2023-24; the Terps hold a 1,662-1,138 record all-time</p> <p>64.4 - Points allowed per game which ranks No. 1 in B1G and 18th nationally.</p> <p>54 - games in a row when scoring 100+</p> <p>51 - since 2010-11, Maryland has allowed 51-or-fewer points in 36 games including four last season</p> <p>46 - Maryland has won 47 consecutive home openers dating back to 1977-78</p> <p>37 - games in a row when scoring 90+</p> <p>22 - Kevin Willard was the first coach in Maryland history to win 20 games in their first year</p> <p>15 - Maryland's recruiting class ranked No. 15 overall nationally headlined by the DMV trio of Harris-Smith, Kaiser, Jr., and Lamothe</p> <p>10-0 - Maryland was just the 2nd team to post a 10-0 home record in Big Ten Games last year; Purdue in 2018-19 was the other; 8th perfect home conference season for Maryland.</p> <p>5th - Donta Scott is the 5th Terp all-time to reach 1,500 points/800 rebounds for a career</p> <p>1st - Kevin Willard was the first coach in program history to lead the Terps to a national ranking in their first season at the helm</p>
1	 <p>JAHMIR YOUNG ♀: JAH-MEER G • 6-1 • 185 • 5th Yr • Upper Marlboro, MD (DeMatha Catholic/Charlotte) GP/GS PPG RPG APG FG% 3FG% FT% 2023-24 29-29 20.9 4.7 4.2 .404 .338 .908 Career 149-149 17.3 5.1 3.3 .428 .340 .851 Career Highs Pts: 37 3FG: 4 Reb: 12 Ast: 9 Stl: 6 Blk: 3 Min: 44</p>	 <p>DAVID COX Associate Head Coach William & Mary '95 Second Year at Maryland</p>	
2	 <p>JAHARI LONG ♀: JAH-HAR-EE G • 6-5 • 200 • Sr. • Houston, TX (Episcopal/Seton Hall) GP/GS PPG RPG APG FG% 3FG% FT% 2023-24 28-3 4.6 1.1 1.2 .419 .345 .759 Career 87-5 2.6 0.8 1.1 .395 .344 .707 Career Highs Pts: 15 3FG: 3 Reb: 4 Ast: 6 Stl: 3 Blk: 1 Min: 30</p>	 <p>GREG MANNING JR. Assistant Coach Loyola '08 Sixth Year at Maryland</p>	
4	 <p>BRADEN PIERCE F • 7-0 • 230 • Fr. • Woodstock, GA (River Ridge HS / IMG Academy) GP/GS PPG RPG BPG FG% 3FG% FT% 2023-24 - - - - - - - - - Career - - - - - - - - - Career Highs Pts: - 3FG: - Reb: - Ast: - Stl: - Blk: - Min: -</p>	 <p>CHARLIE BUTLER Director of Basketball Operations Seton Hall '15 Second Year at Maryland</p>	
5	 <p>DESHAWN HARRIS-SMITH ♀: DAY-SHAWN G • 6-5 • 215 • Fr. • Woodbridge, VA (Paul VI Catholic) GP/GS PPG RPG APG FG% 3FG% FT% 2023-24 30-27 7.1 4.3 2.1 .368 .165 .608 Career 30-27 7.1 4.3 2.1 .368 .165 .608 Career Highs Pts: 17 3FG: 3 Reb: 8 Ast: 5 Stl: 3 Blk: 1 Min: 36</p>	 <p>CHRIS ROBINSON Coordinator of Basketball Operations Maryland '19 Seventh Year at Maryland</p>	
10	 <p>JULIAN REESE F • 6-9 • 230 • Jr. • Baltimore, MD (St. Frances Academy) GP/GS PPG RPG BPG FG% 3FG% FT% 2023-24 30-30 13.9 9.7 1.9 .542 .000 .567 Career 96-64 10.3 7.1 1.3 .557 .304 .585 Career Highs Pts: 24 3FG: 2 Reb: 16 Ast: 3 Stl: 3 Blk: 6 Min: 41</p>	 <p>RICKY HARRIS Director of Player Personnel Massachusetts '10 First Year at Maryland</p>	
11	 <p>NOAH BATCHELOR G/F • 6-6 • 185 • So. • Frederick, MD (Glenelg Country School/IMG Acad.) GP/GS PPG RPG BPG FG% 3FG% FT% 2023-24 23-1 1.5 0.3 0.1 .313 .310 1.000 Career 45-2 1.6 0.7 0.1 .294 .283 .706 Career Highs Pts: 6 3FG: 2 Reb: 5 Ast: 2 Stl: 1 Blk: 1 Min: 22</p>	 <p>BRENTON PETTY Video Coordinator Fordham '18 Fifth Year at Maryland</p>	
12	 <p>JAMIE KAISER, JR. ♀: KAI-ZER F • 6-6 • 205 • Fr. • Burke, Va. (Bishop Ireton / IMG Academy) GP/GS PPG RPG SPG FG% 3FG% FT% 2023-24 30-3 3.9 2.1 0.9 .248 .248 .774 Career 30-3 3.9 2.1 0.9 .248 .248 .774 Career Highs Pts: 14 3FG: 4 Reb: 6 Ast: 1 Stl: 4 Blk: 1 Min: 28</p>	 <p>KYLE TARP Director of Basketball Performance UC Davis '06 14th Year at Maryland</p>	
13	 <p>CHANCE STEPHENS G • 6-3 • 185 • So. • Riverside, CA (Riverside Polytechnic/LMU) GP/GS PPG RPG BPG FG% 3FG% FT% 2022-23 (LMU) 28-4 6.0 1.0 0 .359 .374 .737 Career 28-4 6.0 1.0 0 .359 .374 .737 Career Highs Pts: 24 3FG: 7 Reb: 4 Ast: 2 Stl: 1 Blk: 0 Min: 23</p>	 <p>MATT CHARVAT Associate Head Athletic Trainer Baldwin-Wallace '96 23rd Year at Maryland</p>	
14	 <p>MADY TRAORE ♀: MAD-EE TRA-OR-EH F • 6-11 • 195 • So. • Paris, France (Believe Prep / New Mexico State) GP/GS PPG RPG BPG FG% 3FG% FT% 2023-24 10-3 1.4 1.2 0.4 .368 .000 .000 Career 17-4 1.4 0.9 0.4 .423 .143 .200 Career Highs Pts: 8 3FG: 1 Reb: 5 Ast: 1 Stl: 1 Blk: 1 Min: 20</p>		
22	 <p>JORDAN GERONIMO F • 6-6 • 225 • Sr. • Newark, NJ (St. Paul's School/Indiana) GP/GS PPG RPG BPG FG% 3FG% FT% 2023-24 28-25 5.7 4.0 1.6 .446 .182 .700 Career 110-31 4.2 3.0 0.9 .499 .255 .587 Career Highs Pts: 15 3FG: 2 Reb: 13 Ast: 3 Stl: 3 Blk: 5 Min: 36</p>		
24	 <p>DONTA SCOTT ♀: DON-TAY F • 6-8 • 205 • 5th Yr. • Philadelphia, PA (Imhotep Charter) GP/GS PPG RPG SPG FG% 3FG% FT% 2023-24 30-29 11.4 4.8 0.6 .407 .338 .789 Career 159-143 10.5 5.3 0.7 .426 .336 .764 Career Highs Pts: 25 3FG: 5 Reb: 12 Ast: 8 Stl: 4 Blk: 3 Min: 39</p>		
35	 <p>GAELUM SWANTON-RODGER ♀: GAL-UM C • 6-11 • 220 • So. • Calgary, Alberta (Edge School) GP/GS PPG RPG BPG FG% 3FG% FT% 2023-24 28-0 1.4 1.5 0.5 .640 0 .375 Career 49-0 1.1 1.2 0.3 .657 0 .375 Career Highs Pts: 9 3FG: 0 Reb: 6 Ast: 1 Stl: 1 Blk: 3 Min: 15</p>		
30	 <p>BEN MURPHY ♀: SO-TELL G • 6-3 • 170 • Fr. • Stamford, CT (Monteverde School)</p>		

QUICK FACTS

Location	College Park, Md.
Conference	Big Ten
Enrollment	40,709
Founded	1856
Colors	Red, White, Black, Gold
Nickname	Terrapins, Terps
Arena (Capacity)	XFINITY Center (17,950)
President	Dr. Darryll J. Pines (California '86)
Athletics Director	Damon Evans (Georgia '92)
2022-23 Overall Record	22-13
2022-23 Big Ten Record	11-9 (T5th)
2023 Big Ten Tournament Finish	2nd Round
Postseason Finish	NCAA 2nd Round
First Year of Basketball:	1910-11

Overall All-Time Record: 1,662-1,138 (.592) / 105th Year

NCAA Tournament Appearances/Last: 30 / 2023

National Championships: 1 (2002)

NCAA Final Fours: 2 (2001, 2002)

NCAA Elite Eight: 4 (1973, 1975, 2001, 2002)

NCAA Sweet 16: 14 (1958, 1973, 1975, 1980, 1984, 1985, 1994, 1995, 1998, 1999, 2001, 2002, 2003, 2016)

Conference Championships: 11 Tournament (4) — 1931, 1958, 1984, 2004; Regular Season (7) — T-1932, 1975, 1980, T-1995, 2002, T-2010, T-2020)