

2012-13 NITTANY LION BASKETBALL PENN STATE

GAME 31

GAME INFO

TELEVISION: BTN: Gus Johnson (p-by-p), Shon Morris (analyst) & Stephanie White (sideline)
RADIO: Penn State Sports Network: Local (1450 AM); Steve Jones (ppx) & Dick Jerardi (analyst)
 Compass Media: Drew Bontadelli & Mike Wozniak
WEB: Gametracker & Audio at: GoPSUsports.com
COACHES:
 PENN STATE: Patrick Chambers – 22-40 (2nd at PSU); 64-68 (4th Overall)
 MICHIGAN: John Beilein – 116-83 (6th at UM); 667-401 (35th Overall)
RPI: PSU:182; MICH:12
NEXT UP: The winner of Thursday's first round game will face No. 4 seed Wisconsin on Friday. UW pulled out a 63-60 victory over PSU on a buzzer beating three by Traevon Jackson in the regular season finale in State College. UW leads the series 30-10 and has won the last four meetings. PSU's last series win came 36-33 in the 2011 Big Ten Tournament.

2012-13 SCHEDULE

Record: 10-20 (2-16 Big Ten) **Home:** 8-9; **Road:** 1-9; **N:** 1-2
Date **Opponent** **Time (ET)** **TV/Result**

NOVEMBER			
Fri. 9	SAINT FRANCIS (PA)		W, 65-58
Puerto Rico Tip-Off Tournament, Coliseo Ruben Rodriguez, Bayamon, PR			
Thur. 15	#6/6 North Carolina State		L, 55-72
Fri. 16	Providence		W, 55-52 OT
Sun. 18	Akron		L, 60-85
Fri. 23	BUCKNELL		W, 60-57
Wed. 28	BOSTON COLLEGE		L, 61-73
DECEMBER			
Sat. 1	PENNSYLVANIA		W, 58-47
Wed. 5	at La Salle (at the Palestra)		L, 57-82
Sat. 8	ARMY		W, 78-80
Sat. 15	DELAWARE STATE		W, 80-76 OT
Sun. 23	NEW HAMPSHIRE		W, 72-45
Sat. 29	DUQUESNE		W, 84-74
JANUARY			
Thur. 3	at Wisconsin		L, 51-60
Mon. 7	#5/5 INDIANA		L, 51-74
Thur. 10	NORTHWESTERN		L, 54-70
Sun. 13	at Purdue		L, 42-60
Wed. 16	#18/17 MICHIGAN STATE		L, 72-81
Sat. 19	NEBRASKA		L, 64-68
Wed. 23	at #7/8 Indiana		L, 49-72
Sat. 26	#14/15 OHIO STATE		L, 51-65
Thur. 31	at Iowa		L, 67-76
FEBRUARY			
Tue. 5	PURDUE		L, 49-58
Sat. 9	at Nebraska		L, 53-67
Thur. 14	IOWA		L, 72-74
Sun. 17	at #4/5 Michigan		L, 71-79
Thur. 21	at Illinois		L, 59-64
Wed. 27	#4/4 MICHIGAN		W, 84-78
MARCH			
Sat. 2	at Minnesota		L, 44-73
Thur. 7	at Northwestern		W, 66-59
Sun. 10	#22/21 WISCONSIN (Alumni Day)	12:00 p.m.	L, 60-63

2013 Big Ten Tournament – United Center, Chicago, Ill.

Thur. 14	vs. #6/8 Michigan (No. 5 seed)	2:30 p.m.	BTN
Fri. 15	#22/23 Wisconsin (No. 4 seed)	2:30 p.m.	ESPN
Sat. 16	Semifinals	1:40, 4:00	CBS
Sun. 17	Championship	3:30	CBS

**All times Eastern; BTN: Big Ten Network;
 Rank: #AP/ESPN/USATODAY**

PENN STATE (10-20; 2-16 Big Ten) NO. 6/8 MICHIGAN (25-6; 12-6 Big Ten)

THURSDAY, MARCH 14, 2013 @ 2:30 (ET)
 UNITED CENTER (19,087)
 CHICAGO, ILL.



Twitter: @PennStateMBB
 @Coach_Chambers



Facebook: facebook.com/pennstatebasketball

STORYLINES:

- Lions to face ninth Top 25 opponent in first round of Big Ten Tournament.
- PSU and Michigan meet for third time in 3 1/2 weeks, first time since 84-78 PSU upset.
- Lions have won 2 of last 4 riding end of season offensive surge.
- Marshall & Newbill highest scoring PSU tandem since 2001.
- Travis posts highest B1G rebounding ranking/average for PSU player since 2007.

FIRST ROUND GAME: Penn State will be the No. 12 seed in the Big Ten Tournament and play a first round game Thursday vs. No. 5 seed Michigan. The teams will meet for the third time in 3 1/2 weeks and just 15 days after the Lions upset the No. 4-ranked Wolverines, 84-78, in State College on Feb. 27 for one of the biggest upsets in college basketball this season. The teams split the season series with Michigan winning 79-71 in Ann Arbor on Feb. 17. UM leads the series 28-12. The teams have met twice in the Big Ten Tournament, both in the first round at the United Center in Chicago, with Penn State winning both meetings, the last an 82-80 win in 2001. The Lions reached the semifinals in 2000 and 2001 after beating Michigan in the first round.

BIG TEN TOURNAMENT: Penn State has a 9-15 record in the Big Ten Tournament as it enters the 16th annual tournament. The Lions are 4-7 in Tournament games played at the United Center, going 2-5 in first round games there and twice reaching the semifinals (2000 & 2001). The Lions are 5-10 in first round Tournament games overall, last winning in 2011 as they downed Indiana, 61-55, on their way to reaching their first Tournament final. PSU has won two of its last four first round games. PSU was the No. 12 seed last year and fell to No. 5 Indiana, 75-58, despite 26 points from Tim Frazier. PSU has never won when seeded lower than No. 9 in the Big Ten Tournament.

NOTES TO KNOW:

- Jermaine Marshall and D.J. Newbill earned honorable mention All-Big Ten from coaches and media voters. Nick Colella was the Lions Sportsmanship Award winner.
- Jermaine Marshall has scored 20 or more points in three of his last five games and is averaging 19.2 ppg while shooting 48.6% (17-35) from three over that span. He is posting 23 ppg and 45% (11-24) from three in his last three outings vs. Michigan.
- Penn State will play its sixth game vs. an AP Top 10 team vs. Michigan and the ninth against an AP Top 25 team this season. The Lions' schedule is ranked No. 3 nationally in the Sagarin Ratings, facing 13 Top 50 opponents and eight in the Top 25 of the Sagarin Ratings.
- Penn State has won two of its last four games and four of its last five losses have been by eight points or less in its last seven games of the regular season.
- Penn State has won the rebounding battle in four of its last six games.
- Penn State is posting 65.0 ppg while shooting 42.8% from the floor over the last seven-games. The Lions averaged 54.8 ppg and 35.3% in its first 11 Big Ten games.
- Three Lions are shooting better than 44% from three over the last seven games (Marshall, Newbill and Colella) after no Lion (with more than five attempts) shot better than 30% from the arc over the first 11 Big Ten games.
- PSU has shot 43% or better in five of the last six games after breaking 40% just twice in its previous 11 B1G games, including 48.9% at Northwestern, a high in B1G play and its best in a road game since 2011, in its last game outside of the BJC.
- PSU has posted its four best percentages from three on the year in its last seven games. Penn State has 45 threes on 39% shooting in the last seven games after posting 41 threes on 23.6% in the first 11 B1G games.
- Sasa Borovnjak posted his first career double-double with 15 points and 10 rebounds at Northwestern. He has logged double-digit scoring in four of his last seven games (he had five previous in his career) and is posting 11.9 ppg and 61% shooting over the span.
- Ross Travis ranks 5th in the Big Ten in rebounding (7.3) on pace for the highest B1G finish and average by a PSU player since Geary Claxton finished 2nd (8.0) in 2007.
- D.J. Newbill posted his ninth 20-point game of the season (22) vs. No. 22 Wisconsin and is riding a career-best string of 14-straight double-digit scoring games.
- Newbill (4th, 16.4 ppg) and Marshall (5th, 16.2 ppg) are the 2nd highest scoring tandem in Big Ten games (32.6 ppg) behind Michigan's Trey Burke and Tim Hardaway Jr. (34.3). They are the highest scoring pair of Penn State players since Joe Crispin (19.2) and Gyasi Cline-Heard (16.8) helped lead the Lions to the 2001 NCAA Sweet 16.

PENN STATE ATHLETIC COMMUNICATIONS:

Brian Siegrist, Associate Director of Athletic Communications/Men's Basketball
E-mail: tbs1@psu.edu **Cell Phone:** 814-777-5126 **Office:** 814-865-1757
 Susan Bedsworth, Secondary Basketball contact
E-mail: sjb5001@psu.edu **Cell Phone:** 814-308-2273
Press Row: 814-863-3294 **Twitter:** @PSUSTRETCH **Website:** GoPSUsports.com



LAST TIME OUT

WISCONSIN 63, PENN STATE 60 March 10, 2013 • Bryce Jordan Center

In a game that saw 18 lead changes and six ties, Traevon Jackson hit a 25-foot three at the buzzer to give Wisconsin a 63-60 victory in the regular season finale. Jermaine Marshall (23) and D.J. Newbill (22) combined for 45 points both shooting 9-20 to lead PSU, which won the rebounding battle, 31-28, and committed just six turnovers. Both teams shot 43 percent, but Wisconsin's 50 percent in the second half overcame a slim 25-24 PSU halftime lead. Four Badgers posted double-figures led by Jackson's 15 on 3-of-3 from three. Jarred Berggren has 12 points and 10 boards. UW led by nine, 14-5, early after a slow offensive start for PSU, but the Lions tied the game at 18 after a Marshall three-point play on a dunk and neither team led by more than five the rest of the way. PSU led 52-51 with 5:45 to play after a Newbill jumper. Jackson pushed UW's lead to 58-54 with a three but a Newbill layup and then a jumper with :05 to play tied it at 60.

STATISTICAL COMPARISON

PENN STATE		MICHIGAN	
Newbill (16.1)	SCORING LEADER	Burke (19.2)	
Travis (7.3)	REBOUND LEADER	Robinson III (5.5)	
Newbill (4.1)	ASSIST LEADER	Burke (6.8)	
61.5	SCORING OFFENSE	75.4	
67.7	SCORING DEFENSE	62.6	
-6.3	SCORING MARGIN	+12.8	
35.0	REBOUNDS PER GAME	35.0	
+1.5	REBOUND MARGIN	+3.0	
9.8	ASSISTS PER GAME	14.5	
5.4	STEALS PER GAME	6.0	
39.2	FIELD GOAL %	48.7	
42.7	FG% DEFENSE	41.8	
29.5	3PT FG%	38.8	
34.4	3PT FG% DEFENSE	32.9	
69.7	FREE THROW %	70.6	
0.8	ASSIST TO TURNOVER	1.6	
12.4	TURNOVERS	9.3	
L1	W/L STREAK	L1	

SERIES HISTORY

OVERALL:	Michigan Leads, 28-12
LAST MEETING:	2/27/13 at PSU, W, 84-78
CURRENT STREAK:	W,1
AT PSU:	7-11
AT UM:	2-17
NEUTRAL SITE:	3-0
CHAMBERS VS. MICHIGAN:	1-3
LAST 10 MEETINGS:	3-7
1/20/09	H 73 58 W
2/5/09	A 51 71 L
1/7/10	H 55 64 L
2/20/10	A 55 51 W
1/2/11	A 69 76 L
2/6/11	H 62 65 L
12/29/11	A 53 71 L
3/4/12	H 65 71 L
2/17/13	A 71 79 L
2/27/13	H 84 78 W


SCOUTING MICHIGAN: The Wolverines have climbed as high as the No. 1 ranking. They are coming off a 72-71 loss to Indiana on Sunday in Ann Arbor in which they had a chance to gain a share of the regular season Big Ten title. National Player of the Year candidate Trey Burke led UM with 20 points in that game. He had 29 in UM's meeting with PSU in Ann Arbor and leads UM and is second in the Big Ten posting 19.2 ppg and leads the Big Ten with 6.8 assists per game. Tim Hardaway Jr., ranks seventh in the Big Ten posting 14.8 ppg and freshman Nik Stauskas (11.6) and Glenn Robinson III (10.9) also average double-figures in the starting line-up. Three UM players have 5+ threes led by Stauskas' 69 and Burke's 63. UM commits just 9.3 turnovers per game and scores 75.4 ppg.

PENN STATE PLAYERS

Website: GoPSUsports.com; Roster Size: 16; Letterman Returning/Lost: 9/4; Starters Returning/Lost: 3/2


LAST GAME STARTERS:

2 D.J. Newbill **G**
So. ■ 6-4 ■ 205 ■ Philadelphia, Pa.
PTS **REB** **AST** **MIN**
16.1 5.0 4.1 36.4
CAREER 777 348 176




NOTES: 4th in scoring/4th in assists in B1G games...Double-digit scorer in last 14 straight, 27 of 30 overall, NINE 20-point games...7 career double-doubles...3rd in B1G with 196 free throw atts...26 pts, 8 rebs vs. Iowa...Career high 27 pts vs. MSU... leads team in scoring & assists, 2nd in rebounding...Took over point with loss of Frazier...Sat out 2011-12 after transfer from Southern Miss...Conference USA All-Freshman Team.

20 Nick Colella **G**
Sr. ■ 6-3 ■ 195 ■ New Castle, Pa.
PTS **REB** **AST** **MIN**
4.0 2.5 1.1 26.5




NOTES: CH 4 steals & 4 assists at NW (3/7)...9 pts & CH 6 rebs & 4 assists at Michigan (2/17)...Started last 12 games...31 threes, 3rd on team...career high 15 points vs. Duquesne (5-of-7 from three)...Leads team in charges taken (17) & dives (67)...Granted scholarship for final season...former walk-on, played 2 years at Penn State-Behrend...joined team through open tryouts...former Lady Lion practice player...left handed.

11 Jermaine Marshall **G**
Jr. ■ 6-4 ■ 205 ■ Etters, Pa.
PTS **REB** **AST** **MIN**
15.5 4.5 2.4 34.4
CAREER 872 279 119 **Threes:** 107



NOTES: 19.2 ppg over last 5...27 vs. MICH (2/27), 23 vs. WISC (3/10) & 20 at ILL (2/21)...5th in scoring in B1G games (16.2)...CH 6 threes vs. MICH...CH 10 assists vs. Iowa...CH 29 pts & 10 rebs vs. MSU...2 double-doubles on year, both in B1G...Led team in scoring 14 times on year...Leads team with 58 threes, 45 steals & 104 deflections...7th in B1G in steals (1.5)...9 career 20-point games, 5 on year...Good finisher in lane...

43 Ross Travis **F**
So. ■ 6-6 ■ 225 ■ Chaska, Minn.
PTS **REB** **AST** **MIN**
6.8 7.3 0.6 31.3



NOTES: Career high tying 15 pts, 12 rebs, 4 assists, 4 steals in win over No. 4 Michigan (2/27)...5th in B1G in rebounding (7.3)... Career high tying 13 rebs at Neb...11 rebs. vs. Wisc (3/10)...14 pts vs. Indiana (1/7)...4 double-doubles, 2 in B1G games...8 double-digit rebounding games on year (3rd in Big Ten)...7 double-digit scoring games...Called a "junkyard dog" by Coach Chambers...Earned team's "Scrappiest Player" award...


21 Sasa Borovnjak **F**
Sr. ■ 6-9 ■ 240 ■ Belgrade, Serbia
PTS **REB** **AST** **MIN**
7.2 3.6 0.5 23.3



NOTES: Third leading scorer (8.4) in B1G games...7th in B1G games shooting 51.3%...4 double-digit scoring games in last 7: CH 17 pts at Michigan (2/17) & at Illinois (2/21), 15 at Northwestern (3/7) & 14 pts vs. Iowa (2/14)...11.9 ppg & 61% shooting over last 7 games...9 career double-figure scoring games, 7 this year...Missed 2010-11 season with torn ACL (right)...Academic All-Big Ten honoree...declared this his final collegiate season.


OFF THE BENCH

10 Brandon Taylor **F**
Fr. ■ 6-7 ■ 235 ■ Tabernacle, N.J.
PTS **REB** **AST** **MIN**
5.3 3.3 0.3 20.4




NOTES: Double-digit points in 6 games...Led team with 11 pts at Purdue...8 points & 2 threes at WISC...14 points vs. Army...2nd on team with 32 threes...Started 18 games...First career start vs. Bucknell, scored career-best 16 points (4-of-8 from three)... Starter since Frazier's injury...2012 Times of Trenton Player-of-the-Year...Big Ten body...Confident player...trimmed 30 pounds from his frame in the preseason.

25 Jon Graham **F**
So. ■ 6-8 ■ 225 ■ Baltimore, Md.
PTS **REB** **AST** **MIN**
2.0 2.8 0.2 13.9




NOTES: Defensive and rebounding presence...leading shot blocker (25)...Equalled career best with 10 rebs vs. NC State... Named team's "Most Improved Player" 2011-12...Cut weight from 240 to 225 +4 inches to his vertical prior to 2012-13...leads team with 24 reps on 185-pound bench.

14 Kevin Montminy **G**
So. ■ 6-3 ■ 185 ■ Centre Hall, Pa.
PTS **REB** **AST** **MIN**
0.9 0.4 0.0 3.2




NOTES: Career high 5 pts vs. Iowa...Played in 19 of the last 22 games, scoring in 7...Three treys in Big Ten...Walk-on from nearby Penns Valley HS (20 min from BJC)...School's all-time leading scorer (1,498)...4.0 GPA in fall...Dean's List honors in Smeal College of Business...High school valedictorian with 4.0.

34 Alan Wisniewski **F**
Jr. ■ 6-9 ■ 230 ■ Sterling Heights, Mich.
PTS **REB** **AST** **MIN**
0.6 0.7 0.0 3.6



NOTES: First significant action of career at Nebraska (2/9) and posted 6 points and 8 rebs in 17 minutes...Played in 6 of last 8 games...Walk-on in third year with program...Industrial Engineering major...Holds job at downtown sandwich shop...played in 15 career games, 9 this season...four-year HS letterman in soccer.

1 Akosa Maduegbunam **G**
Fr. ■ 6-3 ■ 200 ■ Boston, Mass.
PTS **REB** **AST** **MIN**
0.4 0.6 0.1 3.8




NOTES: Career high 18 minutes at Purdue...Scored first career points vs. Delaware State...played in 14 games...NEPSAC AAA All-League HM...Averaged 22.3 ppg, 8.0 rpg in leading Charlestown HS to Boston City League title as a junior...MVP of the City League Tournament...owns a team-best 35-inch vertical.

32 Pat Ackerman **F**
So. ■ 6-11 ■ 220 ■ Rutland, Mass.
PTS **REB** **AST** **MIN**
0.6 0.2 0.1 4.4



NOTES: 8 min. vs. MSU...played in 13 games...6 points in Big Ten play...Scored first career points vs. Bucknell (11/23)...played in 11 games in 2011-12...Father, Tom, is former head coach at Mansfield University (Pa.), and Assumption College (Mass.)...tallest Lion player...mobile...good face-up shooter.

5 Donovan Jack **F**
Fr. ■ 6-9 ■ 205 ■ Reading, Pa.
PTS **REB** **AST** **MIN**
1.7 1.0 0.0 6.6



NOTES: Diagnosed with stress fracture in right foot (2/19), will likely miss remainder of season...8 pts, 3 rebs vs. Delaware State... played in 17 games...One of the best leapers & shot blockers on team...three-time PA All-State (twice first team)...1,725 points most in city of Reading...left handed...standout volleyball player.

23 Tim Frazier **G**
Sr. ■ 6-1 ■ 170 ■ Houston, Texas
PTS **REB** **AST** **MIN**
16.3 4.5 3.75 32.5
CAREER 1,035 372 459 (6th) **Steals:** 143 (8th)



NOTES: Injured in Akron game (11/18)...20th 20-point vs. NC State...Wooden and Naismith Candidate...preseason All-Big Ten...2012 First-team All-Big Ten...Only Div. 1 player to average at least 17 ppg & 6 apg last year...Led nation accounting for 58% of team's offense...Led Big Ten in assists (14th in NCAA) & steals & 2nd in scoring last year...Set PSU season assist record (198)..

24 Zach Cooper G Jr. 6-1 walk-on, Associate degree from Gulf Coast State CC
35 Kevin Onyeaka F Jr. 6-5 0.0 0.0 Played at Purdue...joined team during open walk-on tryouts in late October '12



OUTLET PASSES (PLAYERS)

■ **JERMAINE MARSHALL** is averaging 3.4 threes per game over the last five games while shooting 48.6% (17-35) from three over the stretch.

■ **JERMAINE MARSHALL** posted his 9th career 20-point game (5th of the season) with 23 vs. Wisconsin, his third 20-point game in the last five games. He had a career high 29 points & 10 rebounds vs. Michigan State, for his first career double-double. He posted his second with 14 points and career-best 10 assists vs. Iowa. He has led the Lions in scoring in 14 games on the year. He leads the team with 58 threes, 45 steals and 98 deflections and is second with 73 assists.

■ **D.J. NEWBILL** He has scored in double-digits in 27 of 30 games on the year, including a career high 27 vs. MSU. His NINE 20-point games on the year rank third in the Big Ten and his seven career double-doubles (six at Southern Miss.) are tied for fourth-most among active Big Ten players.

■ **D.J. NEWBILL** ranks third in the Big Ten with 196 free throw attempts trailing only Aaron White (212) and Cody Zeller (228).

■ **SASA BOROVNJAK** ranks 7th shooting 51.3% in Big Ten games. He has shot better than 60% in seven Big Ten games, including in four of his last seven.

■ **ROSS TRAVIS** has led the team in rebounding in 18 games and has EIGHT double-digit rebounding games on the year, including a career-best tying 13 at Nebraska, 11 at Wisconsin, 10 at Michigan, 12 vs. Michigan and 11 vs. Wisconsin. He is fifth in the Big Ten posting 7.3 rpg. He led the Lions in rebounding eight times last year as a freshman.

■ **ROSS TRAVIS** posted his fourth double-double on the year with a career high tying 15 points and 12 rebounds vs. Michigan, his second double-double vs. Michigan on the year. He led Penn State with 10 rebounds and added 11 points vs. Akron in the Puerto Rico Tip-Off for his first career double-double.

■ Former walk-on **NICK COLELLA** was granted a scholarship for his senior campaign. He was placed on scholarship for the second semester of last season and started six-straight games in the Big Ten. He has started 12 straight Big Ten games this year for 18 total career starts in Big Ten play. He posted a career-best 15 points on 5-of-7 from three vs. Duquesne.

■ **NICK COLELLA** set a career high with 4 steals and equaled a career high with 4 assists in 39 minutes of the Lions win at Northwestern. He is a team-best 10-25 (40%) from three in the last 10 games.

OUTLET PASSES (TEAM)

■ **DEFICIT REDUCTION:** Penn State came from 15 down with 10:39 to play to beat No. 4 Michigan, its largest comeback to post a win since trailing Seton Hall by 15 in the first half on Dec. 8, 2007.

■ Penn State was whistled for 31 fouls in its loss at Illinois, the most in two seasons under coach Patrick Chambers, and 92 more fouls than opponents in Big Ten games.

■ D.J. Newbill and Jermaine Marshall each posted double-figure scoring in 16-of-18 B1G games, Newbill in the last 14 straight. Sasa Borovnjak joined Newbill and Marshall in double-digits vs. Iowa (2/14) for the first B1G game with more than two players in double-figures on the season. The Lions have had three or more in five of the last seven games.

■ Penn State is averaging 65.6 ppg at home, eclipsing 70 seven times, and 55.8 ppg on the road this season, with highs of 67 at Iowa and 71 at Michigan.

■ Penn State held Purdue without a three (0-10) and is now allowing just 5.8 threes per game in Big Ten play. The Lions gave up 7.9 per game in Big Ten play last year.

■ D.J. Newbill ranks second (36.4) and Jermaine Marshall seventh (34.4) in minutes played in the Big Ten.

■ Penn State's 10 threes vs. Michigan marked a season high. Penn State has posted six or more threes in five of the last seven games. The Lions have posted more than five threes in Big Ten play just six times. The Lions average 4.8 per game in B1G games.

■ Penn State has posted its four best shooting games from three on the year in four of its last seven games. The Lions are shooting 29.9% from the arc in conference games. The Lions have shot less than 40% from the arc in 25 games and less than 30% in 13 on the year, but have broken 40% in four of the last seven.

■ Penn State is 6-4 in games decided by seven points or less on the year, including two overtime wins and a buzzer beating loss to Wisconsin. The Lions went 4-7 in 11 games decided by seven points or less last year, having just one home loss come by more than six points.

■ Penn State has allowed 16 opponents to eclipse 70 points, winning four of those games, and having 12 losses on the year come to opponents scoring 70+. Penn State is 5-25 under Patrick Chambers when opponents break 70 points.

■ Five of Penn State's eight primary contributors (following the loss of Tim Frazier) are freshmen or sophomores, including three of the top five scorers and rebounders.

■ PSU has fielded one of the nation's youngest squads the last two years. This year, two sophomores and a freshman have been in the starting line-up accounting for 80 of 145 starts on the year. Last year eight of 10 primary contributors were in their first or second season of Division I play.

BOARDIN': Penn State has won the rebounding battle in four of its last six games after being out-rebounded in the previous six.



STANDINGS (March 11)

Team	BIG TEN		OVERALL	
	W-L	%	W-L	%
1. Indiana	14-4	.778	26-5	.839
2. Michigan State	13-5	.722	24-7	.774
Ohio State	13-5	.722	23-7	.767
4. Michigan	12-6	.667	25-6	.806
Wisconsin	12-6	.667	21-10	.677
6. Iowa	9-9	.500	20-11	.645
7. Illinois	8-10	.444	21-11	.656
Minnesota	8-10	.444	20-11	.645
Purdue	8-10	.444	15-16	.484
10. Nebraska	5-13	.278	14-17	.452
11. Northwestern	4-14	.222	13-18	.419
12. Penn State	2-16	.111	10-20	.333

BIG TEN TOURNAMENT SCHEDULE:

Thursday, March 14, 2013
 No. 8 Illinois vs. No. 9 Minnesota • BTN • 12:00 p.m. ET
 No. 5 Michigan vs. No. 12 Penn State • BTN • 25 min. after
 No. 7 Purdue vs. No. 10 Nebraska • ESPN2 • 6:30 p.m. ET
 No. 6 Iowa vs. No. 11 Northwestern • ESPN2 • 25 min after
Friday, March 15, 2013
 No. 1 Indiana vs. No. 8/9 winner • ESPN • 12:00 p.m. ET
 No. 4 Wisconsin vs. No. 5/12 winner • ESPN • 25 min after
 No. 2 Ohio State vs. No. 7/10 winner • BTN • 6:30 p.m. ET
 No. 3 Michigan St. vs. No. 6/11 winner • BTN • 25 min after

PENN STATE IN THE BIG TEN

FIRST YEAR: 1992-93 Season
REGULAR SEASON RECORD: 109-248 (21st Season)
TOURNAMENT RECORD: 9-15
ROAD RECORD: 32-146
HOME RECORD: 77-102
MOST WINS; SEASON: 12-6 (1996), 10-8 (2009), 9-9 (2011), 9-9 (1995), 8-8 (1998), 7-9 (2001), 7-11 (2008), 6-10 (2006)
BEST SEASON: 12-6 record, 2nd, 1995-96 season.
.500+ SEASONS: 5, the last coming in 2010-11
LAST YEAR: 4-14 (T11th)
BEST START: 4-0 in 1995-96 season.
LONGEST WIN STREAK: 4, twice, 1996 & 2009
LONGEST HOME WIN STREAK: 9 (one season), 1996, 12 (two seasons) 1995 & 1996
MOST ROAD WINS IN A SEASON: 3, 7 times, last 2011
LONGEST ROAD WIN STREAK: 2, 3 times, last 2010

TOP TANDEM: D.J. Newbill (16.1) and Jermaine Marshall (15.5) are the second highest scoring tandem (31.6 ppg) in the Big Ten this season behind only Michigan's Trey Burke and Tim Hardaway, Jr. (34.0). They are the highest scoring pair of Penn State players since first team All-Big Ten guard Joe Crispin (19.2) led the Big Ten in scoring and forward Gyasi Cline-Heard (16.8) finished fourth and combined for 36.0 ppg while helping the Lions to the 2001 NCAA Sweet 16. Newbill and Marshall are the Lions' highest scoring back-court since Crispin and third team All-Big Ten guard Titus Ivory (15.1) combined for 34.3 ppg in 2001.

ATTENDANCE UP: Penn State's average home attendance of 7,672 for its 17 home games this season is an increase of more than 700 per game over last year's average of 6,937. It is Penn State's highest average attendance mark since averaging 8,150 per game in 2009-10. The Lions had a high of 11,212 fans vs. Ohio State this season.

CLOSE LOSSES/CHALLENGE TOP 25: The Lions 63-60 loss to No. 22 Wisconsin on a buzzer beater in the regular season finale was just the latest in a string of close losses at the end of the season. Nine of Penn State's 16 Big Ten losses have been by single digits, four of those to teams currently ranked in the Top 25. Six of the last eight losses have been by single digits. Among those PSU also has a two-point loss to Iowa, a five-point loss at Illinois, and an eight-point loss at No. 4 Michigan. The Lions have lost three games by 20 points or more in the Big Ten. Three teams have more 20+ point losses in Big Ten play.

HEATING UP FROM THREE: Penn State has posted a season-best in number of threes and its best four three-point percentages in four of the last seven games. The Lions 10 threes vs. Michigan marked a season-best as did their 50% (10-20) from the arc, equalling the best ever under Patrick Chambers. The Lions 47.1% (8-17) vs. Iowa, 42.1% (8-19) at Illinois and 41.2% (7-17) at Northwestern are the next best marks on the season in percentage. Three Lions are shooting 44% or better from three over the last seven games: D.J. Newbill (48.0%, 12-25), Nick Colella (8-18, 44.4%) and Jermaine Marshall (20-45, 44.4%). No Lion with more than five attempts was shooting better than 30% over the first 11 Big Ten games. The Lions are making 6.4 threes per game over the stretch, well above the 4.8 prior to the string.

OFFENSIVE SURGE: Penn State is experiencing an offensive surge to close out the season with three or more players scoring in double-figures in five of the last seven games after having no more than two in the first 11 Big Ten games • PSU is scoring 65 ppg, over the last seven, well above its average of 54.8 ppg in the first 11 Big Ten games • The Lions 48.9% shooting at Northwestern marked its best in a road game since 2011 • The Lions have out-shoot opponents 39% to 30% from three, and shot well above their season average of 29% from the arc. • PSU posted season bests of 17, 15 and 15 assists in the stretch and 12.3 assists per game compared to 8.2 in the first 11 Big Ten games • Three Lions are averaging better than 11 pts per game over the span: Jermaine Marshall (18.1), D.J. Newbill (17.3) and Sasa Borovnjak (11.9).

ROAD VICTORY: Penn State's 66-59 win at Northwestern on March 7 marked the first Big Ten road win under second year coach Patrick Chambers and ended a 19-game road losing skid and 17-game Big Ten road skid that dated to a win at Minnesota on March 6, 2011. PSU shot 48.9% in the game, its best performance in a Big Ten road game since hitting 56.5% at Northwestern in 2011. The Lions grabbed 10 steals, their most since posting 11 vs. Providence in the third game of the season.

EAST COAST COACHING CONNECTION: Penn State head coach **Patrick Chambers** and Wisconsin's **Bo Ryan** both hail from Delaware County Pennsylvania. Ryan was born and raised in an area approximately 12 miles from Chambers and about 20 minutes from downtown Philadelphia in Chester, Pa. and coached high school basketball in Pennsylvania at Brookhaven and Sun Valley, both near Philadelphia. Chambers and Iowa head coach **Fran McCaffery** were both born in Philadelphia, Pa. and have deep coaching ties to the city. Chambers played at Philadelphia University and later coached at Episcopal Academy (HS) and Villanova. McCaffery played at Penn and was later an assistant coach for the Quakers before becoming head coach at Lehigh, about an hour north of the city. Northwestern's **Bill Carmody** also has strong east coast ties having been born in Spring Lake, N.J. and coached at Princeton and Providence (assistant) as does Michigan's **John Beilein** who was born in Burt, N.Y. and made several coaching stops around western New York and the east coast including at Canisius, Richmond, West Virginia, LeMoyné and Nazareth.



THE PENN STATE BASKETBALL SHOW



"The Penn State Basketball Show presented by Pepsi," Coach Patrick Chambers' weekly call-in radio show, will be broadcast live from Damon's Grill in State College again this season.

Hosted by Steve Jones, the show will air live from the clubhouse at Damon's (1031 E. College Ave.) Thursday nights from 6:05 to 7:00 p.m. Fans are encouraged to ask questions of the coach live and in-person or by calling 1-800-52LIONS (525-4667). Questions will also be taken via twitter at @PennStateMBB. The show can be heard on more than 40 radio stations on the Penn State Sports Network and on-line at GoPSUsports.com.

MEDIA INFORMATION

Penn State will hold in-person press conferences with head coach **Patrick Chambers at 2:15 p.m. on Mondays** (with some exceptions) and **phone only teleconferences at 11:00 a.m. on Fridays** throughout the year. **Penn State players** will be available immediately following most Monday press conferences for 15-20 minutes prior to practice and at selected times throughout the week. Coach Chambers will also be available **Monday mornings at 10:40 a.m. (ET) via the BIG TEN TELECONFERENCE.**

PRESS SCHEDULE

Tues. March 5 2:15 p.m. BJC Green Room
Tues. March 12 2:15 p.m. BJC Green Room

TELECONFERENCE FRIDAY'S AT 11:00 A.M.

CALL IN #: 1-866-493-5099
Fri. March 8 11:00 a.m.

BIG TEN COACHES TELECONFERENCES WEEKLY: Monday's 10 a.m. - 11:50 a.m ET

Coach Chambers @ 10:40 a.m. (ET)
Call In#: 1-800-762-8779.

Weekly passcode e-mailed each Sunday.
Available for play-back for 24 hours following call.
To access the play-back:
dial: 1-800-406-7325; PASSCODE: 121473#

BUILDING A TWITTER FOLLOWING: Coach Patrick Chambers twitter account (@Coach_Chambers) eclipsed 10.5K followers in March. Chambers was ranked among the Top 25 most followed Division I basketball coaches, and fourth among Big Ten coaches, in a preseason survey by the basketball blog runthefloor.com. He has gained more than 1,200 followers since that survey.

ATHLETICS EXCELLS IN FALL SEMESTER: Another superlative fall sports season has boosted Penn State into eighth place in the Learfield Sports Directors' Cup standings. The Nittany Lions are in the Top 10 on the strength of the women's volleyball team's fifth NCAA semifinal or championship match appearance in the past six years and the women's soccer team advancing to the NCAA College Cup championship match. Penn State won five Big Ten Championships this fall in field hockey (regular season and tournament), men's soccer, women's soccer and women's volleyball. Five Penn State coaches were selected Big Ten Coach of the Year, including first-year football coach Bill O'Brien.

PENN STATE BASKETBALL: IN THE PAINT



"Penn State Basketball: In The Paint presented by Pepsi" is a fast-paced 30-minute program that takes fans inside Penn State basketball with exclusive interviews and access, features and game highlights. Produced by Penn State Public Broadcasting it will air eight episodes throughout the season, which will be televised on WPSU-TV, across the Commonwealth and markets in the Mid-Atlantic. Check local listings for airtimes.

Local Airtimes:
WPSU-TV, Ch. 3 (State College/Central Pa.):
o Sundays at 12:00 p.m. & 11:30 p.m.;
WTAJ-TV, Ch. 10 (State College, Altoona, Johnstown):
o Sundays at 11:35 p.m.

EPISODE DEBUTS:
Jan. 11, 18 & 25; Feb. 1 & 15; March 1 & 15

70+ POINTS: Penn State's four 70-point games in Big Ten play are its most since posting four in 2010. The Lions have eight 70+ point outings on the year, more than the seven posted last year (with one in Big Ten play) and the team's most since posting eight in 2009-10. The Lions' streak of four straight 70+ point games to end the non-con season was their longest since posting seven in December of 2008.

FOUL LINE DEFICIT: Penn State is being outscored 19.3 to 12.9 ppg at the foul line by Big Ten foes, having been outscored at the foul line in 16 of 18 Big Ten games. Big Ten opponents have made more free throws (347) than PSU has taken (331) and have 166 more attempts. Seven Big Ten foes have shot 30 or more free throws and 11 have attempted 25 or more.

LIONS DOWN NO. 4 MICHIGAN: Penn State's victory over No. 4 Michigan on Feb. 27 in the Bryce Jordan Center marked the highest ranked opponent Penn State has ever beaten at home. For the second-straight season, coach Patrick Chambers' team defeated a ranked opponent in the BJC after downing No. 22/25 Illinois, 54-52, last year. Michigan marked the highest ranked team Penn State has beaten since downing No. 2/3 Michigan State, 65-63, in the 2001 Big Ten Tournament and just the program's third ever victory against a team ranked in the top four of the AP poll. All have occurred since 2000, with Penn State downing AP No. 4 Ohio State, 71-66, in the 2000 Big Ten Tournament.

MARSHALLING RESOURCES: Junior Jermaine Marshall snapped out of an early February shooting slump to play some of the best basketball of his career at the end of the season. He has three 20-point outings and is averaging a team best 19.2 ppg over the last five regular season games, shooting 48.6% (17-35) from three over the stretch. He posted back-to-back 20-point games for the first time in his career with 20 at Illinois and 27 in a win vs. No. 4 Michigan while shooting a combined 10-of-18 (55.5%) from three and posting career-best three-point totals (4 & 6) in back-to-back games. He made his 100th career three vs. Michigan and has moved into 13th all-time (107) at Penn State. Marshall is adding 4.8 rpg while making 3.3 treys per game over the stretch.

POTENT TRIO OF GUARDS TO RETURN: Penn State's high scoring guard trio will all return for the 2013-14 season. With Jermaine Marshall and D.J. Newbill on pace to finish the 2012-13 campaign with around 800 career points each, they could give the Lions three 1,000-point scorers that have combined to produce 39 20-point games on the floor during the 2014 Big Ten season. What will be a combination of two seniors and a junior with more than 250 games played and 170 career starts under their belts prior to the 2013-14 campaign, they could bring combined career totals of more than 3,000 points, 1,000 rebounds and 800 assists to the floor during the 2014 Big Ten season.

TIM FRAZIER INJURY: WHAT'S MISSING

■ **TIM FRAZIER** was named to the preseason All-Big Ten team by conference media voters. Frazier was named a first-team All-Big Ten selection last year after leading the Big Ten in assists (6.2) and finishing second in scoring (18.8) and steals (2.4).

■ stands 6th on the Penn State career assist charts with 459 after posting a record 198 last year and is 151 assists shy of breaking the all-time career record of 600 set by Freddie Barnes in 1992.

■ scored 208 field goals and had 198 assists to lead the nation being involved in 58.4% of Penn State's field goals last year. Only two other players in Division I were involved in 50% or more of their teams scoring.

■ was the **ONLY** player in NCAA Division I to post at least 17 points and 6 rebounds a game last year.

■ had led Penn State in scoring in 28 of the last 35 games, including 15 of 19 games vs. Big Ten opponents, and scored 20 or more points in 9 of his last 13 games before his injury. Was averaging 21.7 ppg through the first three games of the season.

	Career Pts	20+ games	Double-digit	CH
Frazier	1,035	20	43	30
Marshall	872	9	46	29
Newbill	777	10	40	27
TOTALS	2,684	39	128	

Career	Assists	Steals	Rebounds	3's
Frazier	459	143	372	49
Marshall	115	90	272	107
Newbill	169	57	347	26
TOTALS	751	294	998	182

DO IT ALL D.J.: Sophomore D.J. Newbill was selected a team captain before he ever played a game for Penn State after he excelled in a redshirt season upon transferring from Southern Mississippi. With the loss of Tim Frazier to injury in the fourth game, he was thrust into point guard duties and in that role has produced in a major way in virtually every category for Penn State:

- Is riding a career best double-digit scoring string of 14 games, including four of his nine 20-point outings.
- He leads the team in scoring, assists, minutes, free throws and free throw attempts.
- He ranks second in rebounding and steals and is the team's top defender often assigned to corral an opponent's top threat, including match-ups such as guarding 6-8 Iowa forward Aaron White.
- He is a strong and vocal leader on and off the floor.

NEWBILL ON POINT: D.J. Newbill, a natural off-guard, has taken over point guard duties since the injury to Tim Frazier in the fourth game of the season. He is logging big minutes at the position playing 36.4 per game to rank second in the Big Ten.

- Is shooting 12-25 (48%) from three the last seven games, a marked increase over his 27% season average.
- He has posted double-digit points in 27 of 30 games, including a current career-best string of 14 straight, with NINE 20-point outings, including a career high 27 vs. Michigan State (1/16) and 26 vs. Iowa (2/14).
- He posted his best floor game with just one turnover and six assists to go with 15 points in 39 minutes vs. Ohio State's Aaron Craft (1/26).
- He has led the Lions in scoring 12 times since Frazier's injury with career highs on four occasions, 23 points and 12 rebounds vs. Duquesne for his first double-double at PSU and seventh career.

A NEW MARSHALL IN TOWN: Junior Jermaine Marshall has emerged as not only one of Penn State's main offensive weapons, ranking 5th in Big Ten games scoring 16.2 ppg, but a primary ball handler, sharing duties at the point with D.J. Newbill, and

LOOKING AHEAD

Tues. March 12	Thurs., March 14	Fri., March 15	Sat., March 16	Sun., March 17
Patrick Chambers' Press Conference 2:15 p.m. Penn State Basketball Show Live from Damon's Grill 6:05-7:00 p.m.	Big Ten Tournament Chicago, Ill. First Round Game vs. #5 Michigan Approx. 2:30 p.m. (ET) BTN	Big Ten Tournament Chicago, Ill. Second Round Game vs. #4 Wisconsin Approx. 2:30 p.m. (ET) ESPN	Big Ten Tournament Chicago, Ill. Semifinals 1:40 p.m. (ET) CBS	Big Ten Tournament Chicago, Ill. FINAL 3:30 p.m. (ET) CBS



SEASON HONORS

- D.J. Newbill**
 • No. 4 Play of the Day on ESPN's Sportscenter (1/3)
- Tim Frazier**
 • Preseason All-Big Ten Team
 • Wooden Award Preseason Top 50
 • Naismith Award Preseason watch list
 • No. 15 ranked point guard in nation, cbsports.com
 • No. 54 among Top 100 players, cbsports.com
 • 1 of 30 candidates for Senior CLASS Award

DOUBLE-FIGURES

SCORING	CAREER	SEASON
Tim Frazier	43	3
Jermaine Marshall	46	25
D.J. Newbill	40	27
Ross Travis	12	7
Sasa Borovnjak	9	8
Brandon Taylor	6	6
Nick Colella	3	1
Jon Graham	2	-

REBOUNDING	CAREER	SEASON
D.J. Newbill	7	1
Ross Travis	8	8
Tim Frazier	3	-
Jon Graham	2	1
Jermaine Marshall	1	1
Sasa Borovnjak	1	1

ROAD RECORD:

ON THE YEAR: 1-9 (1-8 Big Ten)
2011-12: 1-11 (0-9 Big Ten)
Previous 2 Years: 4-19 (3-15 Big Ten)
Big Ten Road Games: 32-146 overall
Most Big Ten Road Games Won In A Season: 3 (seven occasions, last in 2011). The Lions reached the post-season in all but one of those seasons (1999).

CAREER & SEASON HIGHS

SCORING	CAREER	SEASON
Frazier	30 (@ NEB, '12)	23 (SFU)
Marshall	29 (MSU, '13)	29 (MSU)
Newbill	27 (MSU '13)	27 (MSU)
Borovnjak	17 (2X @ ILL '13)	17 (2X @ ILL)
Taylor	16 (BUCK '12)	16 (BUCK)
Travis	15 (2X MICH, '13)	15 (MICH)
Colella	15 (DUQ, '12)	15 (DUQ)
Graham	10 (2X NW, '12)	5 (@ IU)
Jack	8 (DEL ST, '12)	8 (DEL ST)
Wisniewski	6 (NEB '13)	6 (NEB '13)
Maduegbunam 2	(2X @PUR '13)	2 (2X, @PUR)
Montminy	5 (IOWA '13)	5 (IOWA)
Ackerman	2 (4X OSU '12)	2 (4X, OSU)

REBOUNDING	CAREER	SEASON
Newbill	16 (UTEP, '11)	12 (DUQ)
Travis	13 (2X NEB '13)	13 (2X NEB)
Frazier	11 (2X COR, '11)	9 (PROV)
Graham	10 (2X NCST '12)	10 (NCST)
Marshall	10 (MSU, '13)	10 (MSU)
Borovnjak	10 (@NW, '13)	10 (@NW)
Wisniewski	8 (NEB '13)	8 (NEB '13)
Taylor	6 (2X @PUR '13)	6 (2X @PUR)
Colella	6 (2X @MICH, '13)	6 (2X @MICH)
Jack	4 (DUQ, '12)	4 (DUQ)
Montminy	2 (2X, NW '13)	2 (2X, NW)
Maduegbunam	2 (DUQ '12)	2 (DUQ)
Ackerman	3 (BC '12)	1 (IU)

ASSISTS	CAREER	SEASON
Frazier	11 (YSU, '11)	7 (PROV)
Marshall	10 (IOWA '13)	10 (IOWA)
Newbill	7 (2X PUR '13)	7 (2X PUR)
Colella	4 (2X @NW '13)	4 (2X @NW)
Travis	4 (MICH, '13)	4 (MICH)
Borovnjak	3 (@ MICH '13)	3 (@ MICH)
Graham	1 (10x)	1 (5x MICH)
Taylor	2 (IOWA '13)	2 (IOWA)
Maduegbunam	1 (DEL ST, '12)	1 (DEL ST)
Ackerman	1 (MSU, '13)	1 (MSU)

QUICK FACTS

UNIVERSITY

Name: The Pennsylvania State University
Location: University Park, Pa. 16802
Founded: 1855
Enrollment: 43,831 (38,205 undergraduate)
Nickname: Nittany Lions
Colors: Blue & White
Conference: Big Ten Conference
Division: NCAA Division I
Home Court: Bryce Jordan Center (15,261)
President: Dr. Rodney Erickson
Acting Athletic Director: Dr. Dave Joyner
Ticket Office Phone: 1-800-NITTANY

BASKETBALL HISTORY

First Year of Basketball: 1897
All-time MBB Record: 1,371-1,086 (117th Season)
Record in Jordan Center: 173-109 (18th Season)
NCAA Tourn. Years (Record)/Last: 9 (9-11), 2011
NIT Years Record/Last: 10 (22-9), 2009 NIT Champions
Big Ten Record: 118-249 (21st Season)

2011-12 REVIEW

2011-12: 12-20 (H: 10-7; A: 1-11; N: 1-2)
2012 Big Ten Finish: T11th (4-14)
2012 Big Ten Tournament: 0-1, L, 75-58 vs (5) Indiana

Scoring (B1G/NCAA): 61.8 (11th, 288th)
Field Goal Percentage: 39.3 (12th, 325th)
Three-Point Percentage: 31.1 (11th, 262nd)
Free Throw Percentage: 68.6 (11th, 194th)
Scoring Defense: 65.8 (8th, 127th)
Field Goal Percentage Defense: 43.4 (8th, 181st)
Rebounding: 33.9 (6th, NA);
Turnovers: 12.2 (NA, 62nd);
Assists: 10.8 (11th, 305th)
Steals: 6.8 (5th, 130th)

2012-13 NITTANY LION ROSTER

NUMERICAL

NO.	NAME	POS.	HT.	WT.	YR./ELIG.	HOMETOWN/HIGH SCHOOL
1	Akosa Maduegbunam	G	6-3	200	Fr./Fr.	Boston, Mass./Charlestown HS/Winchendon Sch.
2	D.J. Newbill	G	6-4	205	Jr./So.	Philadelphia, Pa./Strawberry Mansion
5	Donovon Jack	F	6-9	205	Fr./Fr.	Reading, Pa./Berks Catholic
10	Brandon Taylor	F	6-7	235	Fr./Fr.	Tabernacle, N.J./Trenton Catholic
11	Jermaine Marshall**	G	6-4	205	Sr./Jr.	Etters, Pa./Red Land
14	Kevin Montminy*	G	6-3	185	So./So.	Centre Hall, Pa./Penns Valley Area
20	Nick Colella*	G	6-3	195	Sr./Sr.	New Castle, Pa./New Castle/PSU-Behrend
21	Sasa Borovnjak**	F	6-9	240	Sr./Sr.	Belgrade, Serbia/Veritas Christian (N.C.)
23	Tim Frazier***	G	6-1	170	Sr./Sr.	Houston, Texas/Strake Jesuit
24	Zach Cooper	G	6-1	170	Jr./Jr.	Ijamsville, Md./Urbana/Gulf Coast State (CC)
25	Jon Graham*	F	6-8	225	Jr./So.	Baltimore, Md./Calvert Hall
32	Patrick Ackerman*	F	6-11	220	So./So.	Rutland, Mass./Worcester Academy
34	Alan Wisniewski*	F	6-9	230	Jr./Jr.	Sterling Heights, Mich./Bishop Foley
35	Kevin Onyeaka	F	6-5	205	Sr./Jr.	Harrisburg, Pa./Central Dauphin East/PSU-Mont Alto
43	Ross Travis*	F	6-6	225	So./So.	Chaska, Minn./Chaska
	John Johnson	G	6-1	175	So./So.	Philadelphia, Pa./Life Center Academy/Univ. of Pittsburgh

* = Letters Earned

COACHING & SUPPORT STAFF

Head Coach: Patrick Chambers (2nd at PSU, 4th overall, Philadelphia University, '94)
Associate Head Coach: Eugene Burroughs (Richmond, '94)
Assistant Coaches: Keith Urgo (Fairfield, '02) & Brian Daly (Saint Joseph's, '92)
Director of Basketball Operations: Ross Condon (Villanova, '07)
Director of Player Development: Adam Fisher (Penn State, '06)
Strength Coach: Brad Pantall (Penn State, '96)
Athletic Trainer: Jon Salazer (Penn State, '93)

BY ELIGIBILITY

SENIORS (3)	
21	Sasa Borovnjak** _____ F
20	Nick Colella* _____ G
23	Tim Frazier*** (will apply for 5th year) _____ G
JUNIORS (4)	
11	Jermaine Marshall** _____ G/F
24	Zach Cooper _____ G
34	Alan Wisniewski* _____ F
35	Kevin Onyeaka _____ F
SOPHOMORES (6)	
2	D.J. Newbill _____ G
14	Kevin Montminy* _____ G
25	Jonathan Graham* _____ F
32	Patrick Ackerman* _____ F
43	Ross Travis* _____ F
	John Johnson _____ G
FRESHMEN (3)	
1	Akosa Maduegbunam _____ G
5	Donovon Jack _____ F
10	Brandon Taylor _____ F

PRONUNCIATIONS

SASA BOROVNJAK
 SAW-sha BOE-rahv-KNEE-yak
AKOSA MADUEGBUNAM
 Ugh-COE-sa MAD-a-WAY-boo-nam
KEVIN ONYEAKA
 OH-knee-AHH-kuh
ALAN WISNIEWSKI
 WIZ-new-SKI



QUOTABLE

"Call me crazy, and I know you have, but I don't want the season to end. We're starting to figure some things out and they're starting to play hard and together. D.J. looks like a solid point-guard, Jermaine's playing at a high level, Sasa at a high level, Ross, Nick, they're doing a great job. I'm excited for next week."
- Patrick Chambers on March 10

"Words cannot express how I feel right now. They didn't lose the fight or the fire, and I knew we were going to win one down the line. They will never forget that for as long as they live. They have earned it by going above and beyond."
- Patrick Chambers on win over No. 4 Michigan

"I think what you saw today is why we all love college basketball. I've been seeing this coming with Pat Chambers' team for the last month. We've watched a lot of video and they're just really getting used to playing well together. They make every extra pass, took four or five charges against us. They beat us fair and square, and in the last ten minutes really outplayed us. They had a great plan, really did a great job on Trey Burke and their guys hit shots that they can hit."
- Michigan coach John Beilein

"Patrick Chambers has not allowed his team to be discouraged. He just won't accept it. And they have remained onboard. It's been an amazing trick... It's not where Chambers and his guys have been. It's where they're going. And, by now, they must think he has a hell of a good compass."
- David Jones, Harrisburg Patriot-News (2/28)

"I have great respect for the players/staff of PSU...great heart/enthusiasm while searching for 1st W...If Pat Chambers kids can stay healthy, add some recruits/maintain same energy/toughness and improvement this program will rise very quickly"
- ESPN's Dan Dakich via Twitter (2/22)

"The energy, attitude and resolve we've had has been incredible. We're getting better. A couple weeks ago, we wouldn't have been in this game."
- Chambers after 79-71 loss at Michigan (2/17)

"It speaks to the quality of effort Penn State puts forth."
- Shon Morris, BTN on Penn State's close game at No. 4 Michigan (2/17)

"I think we learned today, Penn State does not have a glass jaw."
- Tom Hamilton, BTN, at No. 4 Michigan (2/17)

"We're playing hard. We're playing together. We just need that one stop, or we need that one shot to go down. I feel like we're getting better."
- Chambers after loss at Iowa (1/31)

"He's like Rocky Balboa...he kept coming and coming. He took a 1,000 punches from Oladipo, Hulls and Sheehy, but he kept coming. He has a boxer's mentality. He's just going to keep throwing punches. I think you saw a leader emerge. I was really proud of him."
- Chambers on D.J. Newbill's play at Indiana (1/23)

"They're so physical, they're great at going in and kind of seeking contact and bouncing you off and scoring the ball. They're really strong guys. That backcourt with (Tim) Frazier next year is going to be really good."
- Nebraska coach Tim Miles on PSU guards (1/19)

"I'm looking at that player in the suit (Frazier) that was there today, and that player would make a big difference on that team. Those two wing guys and then a player of his caliber at the point - it's going to be an impressive team next year."
- Michigan State Coach Tom Izzo (1/16)

"Do I miss him?...I don't miss him. He's attached to my hip everyday. This is going to turn out to be a blessing in the long run. I really believe that. He helped run practice the other day. I ran the blue team and Tim ran the white team."
- Patrick Chambers on Tim Frazier

NOTES FROM RECENT OUTINGS

NOTES FROM LOSS TO WISCONSIN (3/10):

- Penn State suffered its first loss on a buzzer beating basket since Temple's Juan Fernandez hit a 17-footer for a 66-64 win in the first round of the 2011 NCAA Tournament.
• The game saw 18 lead changes and six ties.
• Jermaine Marshall (23) and D.J. Newbill (22) combined to score 45 points and posted 20 or more points in the same game for the third time this season. It was Marshall's fifth 20-point game and Newbill's ninth.
• Ross Travis had a game-high 11 rebounds, his eighth double-figure rebounding game on the year and third in the last six games.
• Penn State shot 43%, it's fifth time in the last six games to shoot 43% or better from the floor after doing so just twice in the first 11 Big Ten games.
• Penn State out-scored Wisconsin in the paint (30-20) and off turnovers (102) and committed just six turnovers.

NOTES FROM WIN AT NORTHWESTERN (3/7):

- Penn State shot 48.9%, its best performance in a road game since hitting 56.5% at Northwestern in 2011.
• The Lions snapped a 19-game road losing skid and 17-game Big Ten road skid, posting their first Big Ten road win under Patrick Chambers.
• The Lions won the rebounding battle 38-23, dominated scoring in the paint (28-12) and gained 10 steals.
• Penn State did not make a substitution in the second half.
• Sasa Borovnjak posted his first career double-double with 15 points and a career high 10 rebounds
• Nick Colella tied a career high with four assists and set a career high with four steals.
• PSU shot better than 40% from three for the fourth time in six games.

NOTES FROM VICTORY OVER NO. 4 MICHIGAN (2/27):

- The win marked the highest ranked opponent Penn State has ever beaten at home and the highest ranked opponent beaten since the Lions downed No. 2/3 Michigan State in the 2001 Big Ten Tournament.
• Penn State's 84 points equaled the most ever scored under coach Patrick Chambers tying the 84 vs. Duquesne in December and were the most scored in a Big Ten game since 2008.
• The Lions' 10 threes and 50% (10-20) from three were both season highs and the most since making 10 vs. Purdue on Jan. 5, 2012. The 50% tied the best mark ever under Chambers equalling the 11-of-22 posted vs. Youngstown State last year.
• Penn State posted nine steals and force 15 turnovers from Michigan which entered the game 2nd in the nation with just 9.5 turnovers per game. PSU's 20 points off turnovers marked its most in Big Ten play and second most on the season.
• Penn State out-scored Michigan 20-13 at the foul line, marking the first Big Ten opponent out-scored at the foul line.
• Penn State closed the game on a 33-12 run after trailing by 15 and held Michigan without a field goal the final 6:30.
• At least three Penn State players scored in double-digits for the fourth straight game after no more than two did for the first 11 Big Ten games.
• Jermaine Marshall posted his second straight 20-point game with a game-high 25. He had a career high six threes on a career best equaling 60% (6-10) from the arc, leading the team in scoring for the 12th time.
• Ross Travis recorded fourth double-double of the year, and second straight vs. Michigan. He tied a career high with 15 points, set career highs with four assists and four steals and posted 12 rebounds in the best all-around game of his young career.
• D.J. Newbill posted 17 points while playing all 40 minutes for his career-best 11th straight double-figure scoring game and 24th on the year.

STARTS CHART

CAREER STARTS

Table with columns: PLAYER, 10-11, 11-12, 12-13, CAREER, CONS, GAMES. Rows include Tim Frazier, D.J. Newbill, Jermaine Marshall, Ross Travis, Jon Graham, Sasa Borovnjak, Brandon Taylor, Nick Colella.

* at Southern Mississippi

2012-13 SEASON

Table with columns: GAME, 1, 2, 3, 4, 5, LINE-UP RECORD. Rows include First Four Games, BUCKNELL, BOSTON COLLEGE, PENN, @ LaSalle, ARMY, DELAWARE ST., NEW HAMPSHIRE, DUQUESNE, @ Wisconsin, INDIANA, NORTHWESTERN, @Purdue, MICHIGAN STATE, NEBRASKA, @ Indiana, OHIO STATE, @ Iowa, PURDUE, @ Nebraska, IOWA, @ Michigan, @ Illinois, Michigan, @ Minnesota, @ Northwestern, Wisconsin.

BENCH SCORING

SEASON HIGH:

25 vs. DUQUESNE

20+ POINTS: 3

AVERAGE: 9.3

Table with columns: TEAM, POINTS. Rows include SAINT FRANCIS, N.C. State, Providence, Akron, BUCKNELL, BOSTON COLLEGE, PENN, LaSalle, ARMY, DELAWARE ST, NEW HAMPSHIRE, DUQUESNE, @ Wisconsin, INDIANA, NORTHWESTERN, @Purdue, MICHIGAN STATE, NEBRASKA, @ Indiana, OHIO STATE, @ Iowa, PURDUE, @ Nebraska, IOWA, @ Michigan, @ Illinois, Michigan, @ Minnesota, @ Northwestern, WISCONSIN.

DIFFERENT

STARTING LINE-UPS:

7 on the year; 4 in B1G

82 of 150 starts on the year by freshmen or sophomores.

a generator of turnovers, leading the team with 45 steals (7th in the Big Ten, 1.5 spg) and 104 deflections.

- Logged his fifth 20-point game leading PSU with 23 points in a 63-60 loss to No. 22 Wisconsin (3/10).
• Posted his first career back-to-back 20-point games with a game high 25 points in the win over No. 4 Michigan following 20 at Illinois.
• Posted career high three-point totals in back-to-back games first going 4-of-8 at Illinois and then 6-of-10 vs. Michigan.
• He has led Penn State in scoring 14 times on the year while posting 25 double-digit outings.
• He has two double-doubles on the year, posting his first with career highs of 29 points and 10 rebounds vs. Michigan State (1/16). His combined point and rebound total (39) were the most by a Nittany Lion since Tabor Battle posted 28 points and 13 rebounds (41) in a 69-61 win over Michigan in 2008.
• He logged his second double-double with 14 points and a career high 10 assists vs. Iowa (2/14), the most assists for a Lion since Tim Frazier posted 11 in a game in November of 2011.
• He is one of four players in the Big Ten to post 10 or more assists in a game on the season.
• Had a career high five steals in the win over New Hampshire.
• Marshall is the Lions' leading active career scorer (discounting the injured Tim Frazier) with 872 points and three-point shooter with 107 career threes (13th all-time). He is one shy of Stanley Pringle (108) for 12th all-time and three shy of Jon Crispin (110) for 11th.



CHAMBERS DONATES \$14,200 TO THON: Penn State coach Patrick Chambers presented a check for \$14,200 at Penn State Dance Marathon 2013 shortly before the team departed to take on No. 4 Michigan in February. Chambers had pledged to donate \$10 for every Penn State student that attended a Feb. 14 home contest with Iowa. THON 2013 was held Feb. 15-17 in the Jordan Center with over 700 dancers and thousands of student volunteers taking part in the 46-hour event. The world's largest student run philanthropy, THON raised a record of more than \$12.3 million this year and has raised more than \$100 million since its inception in 1977 to support the Four Diamonds Fund at Penn State Hershey Children's Hospital.

• Patrick Chambers, D.J. Newbill, Jon Graham, Kevin Montminy, Patrick Ackerman and on-campus recruiting coordinator David Caporaletti shaved their heads as part of the No Hair, Don't Care campaign supporting THON.

WHAT A COMBO!:

- The guard combination of Junior Jermaine Marshall (25) and sophomore D.J. Newbill (27) has combined to record 52 of the Lions 77 double-digit scoring games this season.
- They have both scored in double-digits in the same game in 23 of 30 games on the year.
- Marshall and Newbill account for 50% of the Lions points and steals and 56% of the team's free throws.
- The pair combined for 45 points in the Lions' 63-60 loss to No. 22 Wisconsin (3/10), scoring 23 of PSU's final 27 points.
- The pair combined to score 42 points in the Lions' 84-78 victory over No. 4 Michigan shooting 8-of-14 (57%) from three.
- **Marshall** posted career highs of 29 points and 10 rebounds and **Newbill** had a career high 27 points and added six assists as Penn State's starting guards accounted for 56 of the Lions' 72 points in an 81-72 loss to No. 18 Michigan State (1/16). The tandem combined to shoot 18-30 (60%) from the floor.
- They scored 29 of the Lions' 48 in the second half, the highest scoring PSU half in coach Patrick Chambers two seasons, in the win vs. No. 4 Michigan. Scored 18 of 21 during a 21-8 run as PSU turned a 10-point deficit into a three-point lead.
- They scored 40 of the Lions' 47 second half points vs. MSU, accounting for 18 straight at one point and 30 of the final 32 as PSU sliced a 16-point lead to five with 2:06 to play.
- **Their 56 points vs. MSU were the most by two Lions in a game since Geary Claxton (31) and Jamelle Cornley (25) combined for 56 in a 129-111 victory over VMI in 2006. It marked the second time this season they both scored 20 points in a game.**

BOROVNJAK BREAKS OUT IN FINAL CAMPAIGN: Senior Sasa Borovnjak has broken out with the best basketball of his career in February off his final season.

- Averaging 1.7 ppg and 2.4 rpg in the first seven games of the season prior to declaring this his final season, he has raised his averages to 8.4 ppg and 3.6 rpg in Big Ten games.
- Logged his first career DOUBLE-DOUBLE with 15 points and a career high 10 rebounds on 5-of-8 shooting in a victory at Northwestern (3/7).
- Has four double-digit scoring games in his last seven outings after entering the stretch with five total on his career.
- Posted the best stretch of his career over three games with a career-best equaling three straight-double digit outings and back-to-back career-best 17-point outings while shooting 74% (20-27) from the floor and scoring 16.0 ppg over the stretch of games vs. Iowa and at Michigan and Illinois.
- Tied a career high with 17 points on 7-of-10 (70%) shooting at Illinois, including scoring the Lions' first six points of the game.
- His 17 points on 7-of-9 shooting (77.8%) and three assists at No. 4 Michigan were both career highs and his first ever back-to-back double-digit scoring games in Big Ten play.
- His 14 points on 6-of-8 shooting (75%) vs. Iowa (2/14) in the previous game, had previously marked his most ever in a Big Ten game.
- He had nine points vs. No. 14 Ohio State.
- In his fourth year in the program, having redshirted the 2010-11 campaign due to a knee injury suffered prior to the season, he is eligible for a fifth season of eligibility, but made the decision to make this his final season of collegiate competition and plans to graduate in May. Since discussing the decision with coach Patrick Chambers, he has played the best basketball of his career and started 17 straight games.
- He posted three-straight double-digit scoring games to close out the non-conference season, culminating with 14 vs. Duquesne on 7-of-9 shooting.
- He tied a career high with eight rebounds for the second time in three games vs. Delaware State and added 14 points. He followed with 11 points vs. New Hampshire for his first back-to-back double-digit scoring games.

TRAVIS GETS TO THE GLASS: Sophomore Ross Travis has staked a claim as one of the top rebounders in the Big Ten posting EIGHT double-digit rebounding games on the season, including a career high tying 13 at Nebraska, 11 at Wisconsin, 10 at No. 4 Michigan and 12 vs. No. 4 Michigan and 11 vs. No. 22 Wisconsin. He has led PSU in rebounding 17 times.

- He ranks FIFTH in the Big Ten posting 7.3 rpg and his eight double-digit rebounding games on the year rank third among Big Ten players.
- He is on pace for the highest finish in the Big Ten rebounding rankings since Geary Claxton finished fifth (8.0) in 2007. It will mark the seventh time in the last eight seasons a player 6-6 or under has led the Lions in rebounding.
- Is posting 8.2 rpg over his last five games and has four double-digit rebounding outings in his last eight games.
- He posted his FOURTH DOUBLE-DOUBLE of the season with a career high tying 15 points and 12 rebounds in a win vs. No. 4 Michigan. Added career highs with 4 assists and 4 steals.



PATRICK CHAMBERS

HEAD COACH • 2ND SEASON

PHILADELPHIA UNIVERSITY, '94

64-68 Overall (4th season)

22-40 at Penn State (2nd season)

Family: Wife: Courtney; Daughters: Grace & Caitlin; Son: Ryan
Hometown: Newtown Square, Pa.
College: Philadelphia University, 1994
Date of Birth: Dec. 13, 1970

CAREER HIGHLIGHTS

- Named 12th head basketball coach at Penn State on June 6, 2011.
- Led Boston University to the 2011 NCAA Tournament – the program's first NCAA berth since 2002.
- Led BU to the 2011 America East Tournament Title.
- Posted back-to-back 21-win seasons at BU – the only coach in BU history to earn 20 wins in each of his first two seasons and the fastest to earn a conference championship.
- 42-28 record in two seasons as head coach at BU, leading the Terriers into the post-season both years.
- Associate head coach at Villanova's during the Wildcats 2009 NCAA Final Four run.
- Five seasons on Villanova staff under Jay Wright – helped lead the Wildcats to a 126-45 record (.737), five NCAA Tournament appearances, four NCAA Sweet 16 appearances, a school record 30 wins in 2008-09, won at least 22 games every year.
- Instrumental in building Villanova's 2009 recruiting class which was ranked No. 3 in the nation by ESPN.com.
- Four players coached at Villanova played in the NBA.
- Recruited four McDonald's All-Americans to Villanova.

NOTABLE

- The youngest of 12 siblings (nine boys, three girls)
- Was in collegiate coaching just five years before earning his first head coaching position at Boston University.
- Three siblings are Penn State graduates and a nephew, Patrick Flanagan, is a defensive back on the football team.
- Worked for 10 years as a highly successful salesman and part owner in the family's printing business in Philadelphia.
- Played for 2011 Naismith Basketball Hall of Fame inductee Herb Magee at Philadelphia University. Magee, also known as "The Shot Doctor," is college basketball's all-time victories leader (941).
- Began his career at Philadelphia U. as a walk-on and went on to become the school's all-time leader in assists.
- Played for and coached with legendary Philadelphia coach Dan Dougherty at Episcopal Academy. Dougherty posted 621 wins at Episcopal, most of any high school coach in Philadelphia history.
- Older brother, Tim, was the 1984 Ivy League Player of the Year in football and led Penn to three-straight Ivy League titles. He is now a writer, producer and director and just released the film "Mighty Macs."
- Older brother, Paul, was a three-year starter at point guard for the Penn Quakers.

CHAMBERS COACHING RECORD

YEAR	RECORD (Conference)	POST-SEASON
BOSTON UNIVERSITY		
2009-10	21-14 (11-5 4th/2nd in Tourn.)	CBI Semifinals
2010-11	21-14 (12-4 2nd/Won Tourn.)	NCAA 2nd Round
PENN STATE		
2011-12	12-20 (4-14 T11th/1st rd. Tourn.)	
TOTALS		
4 Years	64-68 (29-39) 1 Tournament Title	1 NCAA, 1 CBI

COLLEGIATE COACHING EXPERIENCE:

1995-96	Delaware Valley (PA) College (Asst)
2004-05	Villanova (Dir. Ops)
2005-08	Villanova (Asst.)
2008-09	Villanova (Assoc. Head Coach)
2009-11	Boston University (Head Coach)
2011-present	Penn State (Head Coach)



THE LAST TIME:

BEAT at TOP 25 Team	1/19/12 vs. #22 Illinois (54-52)
BEAT at TOP 10 Team	2/1/09 @#9 Michigan State (72-68)
BEAT at TOP 5 Team	2/27/13 vs. #4 Michigan (84-78)
BEAT a BIG TEN TEAM by 20+	1/5/12 vs. Purdue (65-45)
WON in OVERTIME	12/15/12 vs. Delaware St. (80-76)
LOST in OVERTIME	1/2/4/10 @Wisconsin (79-71)
PLAYED DOUBLE OVERTIME	3/7/09 @ Iowa (L, 75-67)
Came From 10+DOWN TO WIN	2/27/13 vs. Michigan (84-78)
WON NON-CON ROAD	1/7/13 vs. No. 5 Indiana (74-51)
WON BIG TEN ROAD	3/7/13 @Northwestern (66-59)
LOST AT HOME	3/10/13 vs. Wisconsin (63-60)
LOST NON-CON HOME	11/28/12 vs. Boston College (73-61)
SCORED 100+	12/19/09 vs. Gardner-Webb (104)
ALLOWED 100+	12/3/06 vs. VMI (111)
SCORED 90+	12/19/09 vs. Gardner-Webb (104)
ALLOWED 90+	3/3/07 @Indiana (94)
SCORED 80+	2/27/13 vs. Michigan (84)
SCORED 80+ IN BIG TEN	2/27/13 vs. No. 4 Michigan (84)
SCORED UNDER 50	3/2/13 @Minnesota (44)
SCORED UNDER 40	3/11/11 @ BTT v. Wisconsin (36)
SCORED 60+ IN A HALF	12/19/09 vs. Gardner-Webb (60 2nd)
SCORED 50+ IN A HALF	12/19/09 vs. Gardner-Webb (60 2nd)
BENCH Scored 50+	12/7/05 vs. UMKC (50)
OPP SCORED 45 OR LESS	12/23/12 vs. New Hampshire (45)
CONSECUTIVE OPP BELOW 45	2009 @Temple (45) & UMBC (42)
OPP SCORED 40 OR LESS	3/11/11 @ BTT v. #13 Wisconsin (33)
CONSECUTIVE OPP BELOW 40	2007 vs. Princeton (38) & Denver (39)
OPP SCORED 10 OR LESS IN HALF	12/15/07 Denver (10)
OPP SHOT BELOW 30%	12/23/12 vs. New Hampshire (22.6%)
SHOT 60%+ FG	11/25/09 vs. Sacred Heart (63.8)
SHOT 60%+ FG IN BIG TEN	1/3/06 vs Northwestern (64.0)
SHOT 50%+ FG IN BIG TEN	2/25/12 vs. Nebraska (50.9)
OPP SHOT 60%+	1/11/09 @Minnesota (62.5)
SHOT 70% IN HALF	12/30/06 vs. VMI (70.3, 26-37)
SHOT UNDER 30%	3/2/13 @Minnesota (27.1, 13-48)
SHOT 70%+ FROM 3PT	12/28/05 vs. St. Francis (75.0, 9-12)
SHOT 60%+ FROM 3PT	11/28/10 vs. Furman (12-19, 63.2%)
SHOT 50%+ FROM 3PT	2/27/13 vs. Michigan (10-20, 50%)
SHOT 95%+ FROM FT	3/13/11 vs Ohio State (9-9, 100%)
SHOT 85%+ FROM FT	2/17/13 at Michigan (15-17, 88.2%)
SHOT 50% OR LESS FT	1/3/12 @ Wisconsin (0-1, 0.0%)
50+ REBOUNDS	12/29/12 vs. Duquesne (50)
45+ REBOUNDS	12/7/11 vs. Lafayette (47)
20+ OFFENSIVE REBS	12/7/11 vs. Lafayette (20)
20 OR LESS REBOUNDS	2/29/12 @ Purdue (17)
OPP LESS THAN 20 REBS	1/19/11 vs. Purdue (19)
15+ STEALS	11/12/11 vs. Hartford (15)
10+ STEALS	3/7/13 at Northwestern (10)
30+ ASSISTS	12/30/06 vs. VMI (36)
20+ ASSISTS	2/17/10 @ Northwestern (21)
5 OR LESS TURNOVERS	1/26/13 vs. No. 14 Ohio State (4)
20 + TURNOVERS	12/10/11 @ Duquesne (23)
OPP 25+ TURNOVERS	11/12/11 vs. Hartford (26)
PLAYER 40+ POINTS	Jesse Arnelle (40) vs. Temple, 1/29/1955
PLAYER 35+ POINTS	Pete Lisicky (35) vs. Penn, 12/9/1995
PLAYER 30+ POINTS	Tim Frazier (30) at Nebraska, 1/11/12
3 PLAYERS 20+ POINTS	Claxton, Cornley, Hassell vs. VMI, 12/30/06
2 PLAYERS 20+ POINTS	Marshall & Newbill vs. Wisconsin, 3/10/13
6+ PLAYERS 10+ POINTS	12/19/09 vs. Gardner-Webb (6)
5+ PLAYERS 10+ POINTS	12/18/12 vs. Mt. St. Mary's (5)
10 PLAYERS 10+ MINUTES	12/19/09 vs. Gardner-Webb (10)
PLAYER 20+ REBOUNDS	A. Johnson (20) vs. Sacred Heart, 11/27/04
PLAYER 15+ REBOUNDS	G. Claxton (15) @Purdue, 2/18/06
PLAYER 10+ ASSISTS	Jermaine Marshall (10) vs. Iowa, 2/14/13
PLAYER 5+ STEALS	Jermaine Marshall (5) vs. UNH , 12/23/12
PLAYER 5+ BLOCKS	Jeff Brooks (5) vs. Lehigh, 11/12/10

- Posted first ever double-double in Big Ten play, with 11 points and 10 rebounds at No. 4 Michigan (2/17).
- Having worked hard on his jump shot in the off-season, he has also asserted himself offensively posting back-to-back double-digit scoring outings for the first time in his career (12 at La Salle and 14 vs. Army) and has six double-digit scoring games on the year.
- He led Penn State in scoring for the first time on his career with 14 points vs. Indiana while taking a career high 17 field goal attempts.
- Travis scored eight of the Lions first 14 points at La Salle and seven of Penn State's first nine vs. Army while shooting 11-of-22 (50%) combined in the games.
- He logged his second career double-double with 14 points and 10 boards vs. Army.
- Posted first career double-double with 11 points and 10 rebounds vs. Akron.

TAYLOR A THREE-POINT THREAT: Freshman Brandon Taylor has proven to be an effective offensive performer early in his career when he can avoid early foul trouble.

- A pick and pop, stretch four, he led Penn State in scoring for the first time on his career with 11 at Purdue (1/13) and has six double-digit scoring outings on the year.
- He shot a team-best 37.8% from the arc during the non-conference season, but has seen that dip to 22% (15-67) in conference play.
- His 32 threes rank second on the team.
- He posted back-to-back double-digit outings vs. Akron (10) and Bucknell (16), hitting 62.5% (6-12) from three in the two games.
- Taylor scored 14 points vs. Army and 10 vs. New Hampshire

COLELLA LEADS LIONS IN CHARGES TAKEN & DIVES: Among the team leaders in overall "Attitude Points" on the season, senior Nick Colella leads the team with 17 charges taken and 67 dives (30 more than the next closest player) on the year emblematic of the grit and hustle of a former walk-on.

- A team best 10-of-25 (40%) from three over the last 10 games.
- Third on the team with 31 threes on the year and has a team-leading three-point percentage of 34.8% in Big Ten play.
- The senior captain has started the last 12 games. He made six straight starts in Big Ten play last year.
- Career highs of four assists and four steals in 39 minutes in win at Northwestern (3/7).
- Posted the best all-around game of his career at No. 4 Michigan (2/17) posting a career high four assists, tying a career high with six rebounds and posting nine points, his most in a Big Ten game since February of 2012.
- Found his shot in the final four non-conference games going a team-best 11-of-20 (55%) from three to average 9.0 ppg. Included in that effort was a career high 15 points on a career-best 5-of-7 from three and a career-best four boards in the win vs. Duquesne. His five threes marked the most by a PSU player on the season.

WALK-ON MINUTES: Three players that joined Penn State as walk-ons have seen significant action in Big Ten play. Nick Colella (now on scholarship), Kevin Montminy and Alan Wisniewski all have played significant first half minutes, and in fact were all on the floor at once in the first half at No. 4 Michigan. Colella has started 12 straight games and is averaging 28.3 mpg while playing in every Big Ten game. Montminy has seen action in 15 Big Ten games while playing 3.8 mpg, including a career high 12 vs. Northwestern and first half minutes in 12 games. Wisniewski joined the rotation at Nebraska (2/9) and posted six points and eight rebounds. He has played first half minutes in six games.

WHAT A WONDERFUL WIZ HE WAS: Junior walk-on Alan Wisniewski (6-9) saw the first significant action of his career at Nebraska (2/9) and delivered with six points and eight rebounds in 17 minutes of play. It marked his first career points and rebounds in a game for the Michigan native who is an Industrial Engineering major and holds a job making sandwiches at a downtown Quiznos. Wisniewski is the fourth current or former walk-on to play first half minutes for Penn State this season joining Nick Colella, Kevin Montminy and Kevin Onyeaka.

GET HIM A CUT MAN: Sophomore walk-on Kevin Montminy has earned a reputation as one of the toughest and hardest working Nittany Lions with a history of playing with all out abandon in practice and in games. Twice this season he has required stitches following a diving play in practice. He suffered a two-inch gash in his right shin after flying into the arena stands in mid-January. He played in a game two days after the injury and still wears a wrap on the leg to protect the injury. In practice on Feb. 13 he again went flying and suffered a cut to his head that required stitches. The following day in a game vs. Iowa (Feb. 14) he suffered a cut above his eye which was glued together.

- Montminy has played first half minutes in 12 Big Ten games this season.
- He posted a career day vs. Iowa scoring five points on 2-of-2 shooting (one three).
- He has scored in five Big Ten games, making a three in three of them.
- He played a career high 12 minutes vs. Northwestern and six at No. 4 Michigan.
- Montminy grew up and went to school in Penns Valley, just 20 minutes from the Bryce Jordan Center. He was valedictorian (4.0) at Penns Valley HS and the school's all-time leading scorer (1,498).
- He is a Dean's List student in the Smeal College of Business.

LIONS FIND OFFENSIVE BALANCE/POST 70 IN BACK-TO-BACK GAMES: Penn State posted two of its best efforts of the season in close losses to Iowa (74-72) and at No. 4 Michigan (79-71), logging 70 points in back-to-back Big Ten games for the first time since the 2006 season. The 71 points at Michigan marked the most in a Big Ten road game since an 81-70 win at Northwestern on Feb. 17, 2010. After playing the first 11 Big Ten games with no more than two players reaching double-figure scoring in a game and averaging 54.8 ppg, the Lions have had three or more reach the mark in the last three games. PSU's four at Michigan were the Lions' most since four scored in double-digits vs. New Hampshire on Dec. 23.



HUSTLE STATS

CHARGES TAKEN	COLLELLA	DIVES	COLLELLA	DEFLECTIONS	MARSHALL
Colella	17	Colella	67	Marshall	104
Travis	6	Borovnjak	23	Newbill	81
Newbill	5	Newbill	21	Colella	72
Marshall	6	Marshall	20	Travis	35
Borovnjak	3	Travis	19	Borovnjak	33
Montminy	2	Graham	15	Frazier	19
Frazier	1	Montminy	9	Taylor	18
Taylor	1	Frazier	6	Graham	14
		Taylor	4	Montminy	6
		Jack	3	Jack	4
				Wisniewski	2

PENN STATE RECORD WHEN:

	UNDER CHAMBERS	12-13	Last 6 Yrs
At Home	18-16	8-9	68-37
Non-Con at Home	13-3	7-1	
Road	2-20	1-9	16-49
Neutral	2-4	1-2	10-15
vs. Ranked	2-17	1-7	11-39
Decided by 3 points or less	3-4	2-2	16-17
Decided by 4-10 points	10-13	5-7	37-33
Decided by 11-19 points	5-14	1-6	26-32
Decided by 20+ points	3-9	1-5	15-19
Overtime/Double OT (0-1)	2-0	2-0	5-2
Leading at HALF	14-6	7-3	70-14
Tied at HALF	2-1	0-1	8-7
Trailing at HALF	5-33	3-16	16-79
Leading with 5:00 TO PLAY	18-2	8-0	78-10
Tied with 5:00 TO PLAY	-	-	0-1
Trailing with 5:00 TO PLAY	6-38	2-20	14-89
PSU SHOOTS 45%+	9-6	5-2	53-21
PSU SHOOTS Less Than 45%	12-34	5-18	41-81
PSU SHOOTS better than OPP	16-7	7-3	73-14
OPP SHOOTS 45%+	2-23	2-11	20-68
OPP SHOOTS Less Than 45%	19-16	8-9	63-30
PSU SHOOTS 40%+ FROM 3PT	8-4	3-2	38-17
PSU OUT-REBOUNDS Opp	17-17	8-8	70-41
OPP OUT-REBOUNDS or EVEN	4-23	2-12	24-60
PSU FREE THROW% 70%+	9-17	4-9	38-44
PSU Has MORE FT ATTS	13-4	7-1	78-23
OPP Has MORE OR = FT ATTS	7-37	3-20	16-79
PSU Has 15 OR FEWER TOs	17-34	6-16	86-87
PSU Has LESS TOs THAN OPP	14-15	5-5	46-37
PSU SCORES 70+	10-5	5-3	41-12
PSU SCORES 69 OR LESS	11-35	5-17	52-89
OPP SCORES 70+	5-25	4-12	14-58
OPP SCORES 69 OR LESS	12-14	5-8	72-40
OPP SCORES 59 OR LESS	13-2	6-1	49-4
OPP SCORES 49 OR LESS	6-0	2-0	19-1
In NOVEMBER	8-5	3-3	28-12
In DECEMBER	7-5	5-1	24-13
In JANUARY	2-16	0-9	12-37
In FEBRUARY	3-10	1-5	16-26
In MARCH	1-4	1-2	13-14
In APRIL	-	-	1-0
In TOURNAMENTS	2-4	1-2	14-12
ON TELEVISION	10-35	3-19	69-89
vs. BIG TEN	6-30	2-16	39-76
vs. ACC	1-2	0-2	
vs. A-10	1-3	1-1	
vs. AMERICAN EAST	2-0	1-0	
vs. BIG EAST	2-0	1-0	
vs. BIG SOUTH	1-0	-	
vs. BIG 12	-	-	
vs. COLONIAL	-	-	
vs. CONFERENCE USA	-	-	
vs. HORIZON	1-0	-	
vs. IVY LEAGUE	2-0	1-0	
vs. MID AMERICAN	0-1	0-1	
vs. METRO ATLANTIC	-	-	
vs. MCC	-	-	
vs. MID EASTERN ATHLETIC	1-0	1-0	
vs. MOUNTAIN WEST	-	-	
vs. NEC	2-0	1-0	
vs. OHIO VALLEY	-	-	
vs. PATRIOT	2-1	2-0	
vs. SEC	0-2	-	
vs. SOUTHLAND	-	-	
vs. SOUTHERN	-	-	
vs. SUN BELT	-	-	

MAKING A RUN

Coach Patrick Chambers has instilled a "never say die" attitude in his Nittany Lion teams. To that end, Penn State has battled back from several double-digit second half deficits in Big Ten play in the last two seasons to challenge some of the top teams in the league both at home and on the road.

GAME	2nd Half Deficit	Cut To	Major Run	Result
vs. MICH (2/27/13)	-15 at 10:39	+6 at 0:15	17-4 (11-0)	W, 84-78
vs. NEB (1/19/13)	-10 at 15:06	+2 at 11:56	12-0	L, 68-64
vs. MSU (1/16/13)	-16 at 5:06	-5 at 2:06	12-1	L, 81-72
at WISC (1/3/13)	-11 at 11:33	-1 at 2:52	9-0	L, 60-51
vs. MICH (3/4/12)	-19 at 9:04	-4 at 2:38	13-0	L, 71-65
at WISC (2/19/12)	-20 at 11:55	-5 at 5:48	17-2	L, 65-55
at MSU (2/8/12)	-22 at 16:46	-5 at 9:18	10-0	L, 77-57
vs IU (1/8/12)	-11 at 4:25	-2 at 0:35	13-4	L, 88-82

SPECIALTY STATS

GAME	W/L	FTM	BENCH	PAINT	OFF TO	2nd CH	FASTB	LEAD	DEFICIT
ST. FRANCIS	W	28/9	5/22	20/24	15/9	10/0	4/8	+12	-3
vs. NC State	L	14/12	2/22	26/28	15/9	12/12	0/2	+3	-25
vs. Providence	W	11/17	8/0	24/14	21/19	11/8	0/2	+5	-10
vs. Akron	L	13/23	16/39	22/34	10/18	15/12	4/2	+8	-28
BUCKNELL	W	10/5	6/4	16/12	0/2	5/3	0/2	+7	-8
BC	L	17/27	3/20	18/18	15/18	3/15	6/0	+2	-20
PENN	W	17/6	5/24	26/16	14/9	13/3	4/4	+13	-3
@La Salle	L	10/18	11/17	20/12	7/15	9/6	2/7	+2	-27
ARMY	W	13/18	11/30	28/14	12/16	15/2	8/15	+15	--
DEL STATE	W	21/18	16/20	32/26	12/4	11/5	5/0	+18	-3
NEW HAMP	W	15/16	20/16	22/14	23/2	7/12	5/2	+34	-1
DUQUESNE	W	26/21	25/27	28/16	9/13	23/7	5/9	+22	-3
@Wisconsin	L	0/13	2/7	32/32	4/17	9/13	0/4	+4	-14
INDIANA	L	8/22	9/18	20/22	9/19	14/7	2/10	+1	-23
NWESTERN	L	15/17	8/9	28/24	7/13	8/12	4/6	+4	-23
@Purdue	L	9/10	4/8	20/32	8/19	7/7	6/2	-	-19
MICHIGAN ST	L	19/22	10/39	36/32	7/7	7/12	4/9	+2	-16
NEBRASKA	L	15/16	10/12	26/30	15/16	17/0	2/12	+7	-10
@Indiana	L	13/21	14/18	24/14	17/15	7/14	8/7	-	-25
OHIO STATE	L	13/19	7/17	20/16	7/7	2/9	0/4	+1	-17
@Iowa	L	14/31	12/27	18/26	17/20	16/15	6/12	+7	-15
PURDUE	L	9/18	10/10	20/36	10/9	5/7	6/6	+9	-12
@Nebraska	L	23/32	24/10	10/16	10/13	11/7	0/0	+4	-18
IOWA	L	10/20	11/17	30/24	18/6	12/15	4/4	+6	-12
@Michigan	L	15/27	6/3	30/24	5/10	11/9	2/6	+8	-9
@Illinois	L	9/23	0/11	18/12	9/14	15/3	0/4	+7	-9
MICHIGAN	W	20/13	9/10	24/44	20/6	10/18	6/13	+6	-15
@Minnesota	L	15/14	4/32	14/32	4/10	0/12	0/4	-	-35
@Northwestern	W	15/17	0/8	28/12	16/15	11/0	2/2	+12	-2
WISCONSIN	W	11/12	3/17	30/20	12/6	6/2	0/0	+3	-9
BTT									
BTT									

CHAMBERS & THE POST-SEASON: Coach Patrick Chambers missed having a team play in the post-season for the first time in his collegiate coaching career last season and has been a part of the post-season in seven of his eight seasons as a collegiate coach. In his previous five seasons as a member of the Villanova coaching staff and two as head coach at Boston University, all of his teams reached post-season play including six NCAA Tournament appearances and one CBI appearance. Chambers has been a part of 17 NCAA Tournament games, helping Villanova advance to the tournament every year and make four NCAA Sweet 16 appearances and reach the 2009 NCAA Final Four. In his first season at BU, he guided the Terriers to their first post-season win since 1959 with a victory in the CBI and the following year led BU to its first NCAA Tournament appearance since 2002.



FRAZIER REHAB GOING VERY WELL 16 WEEKS IN: Tim Frazier had successful surgery to repair his ruptured left Achilles tendon on Nov. 20. and has since focused on two-week incremental goals set by team trainer Jon Salazer. **He hit week 14 on Feb. 25 and ran for the first time using an Alter G anti-gravity treadmill which uses air to suspend him at 1/2 his body weight while he runs. He has now run for 10-15 minutes several times and will begin jumping rope in weeks 16 to 18.** Frazier was in a cast for about three weeks before moving to a walking boot that gradually flattened his foot as the tendon stretched. He removed the walking boot on Jan. 15. He is expected to have about a six-month recovery period and, at the completion of the 2012-13 campaign, will apply for an NCAA Hardship Waiver to return for the 2013-14 season.

WE CAN RELATE: Penn State coach Patrick Chambers can relate to star guard Tim Frazier's recent injury, in fact Frazier is using the exact same motorized scooter Chambers used this summer after he underwent arthroplastic surgery to repair the knee joint on his left leg and was limited to riding the scooter and non-weight bearing crutches for six weeks and the use of crutches for two months. Chambers has said the insertion of a wedge and six screws to re-align his knee joint was one of the toughest things he's had to deal with and will use the recent experience to help guide Frazier through his rehabilitation. Frazier's sister, Krystal, also suffered a ruptured Achilles, during a standout basketball career at Rice that saw her earn All-Conference USA honors. She returned from the injury to post 10 ppg in her senior season.

FRAZIER REMAINS ACTIVE LEADER: Since his season-ending Achilles injury, Tim Frazier has remained a vocal and active presence on the team attending every practice and shouting instructions and pulling teammates aside during breaks in the action. He is a virtual assistant coach in games, even delivering the pre-game scout in the locker room prior to the win over Delaware State. He has been particularly active in helping to guide D.J. Newbill in his transition to the point guard position. The pair room together on road trips and often watch film of previous games against the upcoming opponent the night before the game in their room, with Frazier helping to point out tendencies and opportunities for Newbill to attack.

FRAZIER SUFFERS SEASON-ENDING INJURY: Senior guard Tim Frazier, a preseason candidate for both the Wooden and Naismith national player of the year awards, will miss the remainder of the 2012-13 season due to an injury suffered in the Nittany Lions' third game of the Puerto Rico Tip-Off in Bayamon, Puerto Rico. Frazier had played in every game (101) the last three plus seasons. He suffered a ruptured Achilles tendon in his left leg and the 2012 first-team All-Big Ten guard underwent surgery to repair the injury on Nov. 20. A preseason All-Big Ten selection, Frazier was leading Penn State with 21.7 ppg and 5.0 apg per game and was second with 6.0 rebounds per game through three games. He suffered the injury in the Nittany Lions' fourth game, a Nov. 18 contest vs. Akron in Puerto Rico, leaving the floor at the 14:30 mark of the first half. Frazier, a two-time Academic All-Big Ten selection on schedule to graduate in May with a degree in Supply Chain and Information Systems from the Smeal College of Business, is eligible to apply for an NCAA medical Hardship Waiver after the completion of the 2012-13 campaign. He had posted 25 straight double-digit scoring game, 14 of which were 20+ point outings, and had led Penn State in scoring in 28 of the last 35 games, scoring 20+ points in nine of his last 13, prior to the Akron game.

BIGGER, STRONGER, FASTER: Some highlights of Penn State's physical improvement under strength coach Brad Pantall:

TIM FRAZIER: Added 18 reps to his 185-pound bench press since arriving at Penn State and can now do 19, one shy of the 2012 NBA Combine best...improved his max bench press by more than 115 pounds to over 300 pounds entering his final season...posted a pro-lane agility time (10.0) and 3/4 court sprint time (3.09) better than the NBA combine bests...has added 30 pounds of muscle since arriving at Penn State.

JON GRAHAM: Added four inches to his vertical leap...added 11 reps to his 185-pound bench press to now be able to perform a team high 24, far above the 2012 NBA Combine best of 20...increased his max bench press from 215 to 325.

ROSS TRAVIS: In the past year, Travis has increased his bench press max from 245 to 310 and his reps on the 185-pound bench from 10 to 22. He increased his leg press max from 325 to 615 and added 2.5 inches to his vertical (31.5). He increased his weight from 203 to 220 while maintaining his body fat and can touch a team-best 16 inches above the rim.

NICK COLELLA: Added more than six inches to his vertical leap and improved his pro-lane agility time to 10.0, tying the Penn State team record and beating the 2012 NBA Combine best...improved his bench press by 75 pounds to over 300 pounds.

SASA BOROVNJAK: Cut his weight from 242 to 230 pounds and reduced his body fat by five percent...improved his bench over 300 pounds while cutting one second off his pro-lane agility time.

CHAMBERS HAS AN EVENTFUL OFF-SEASON: It was an eventful off-season for head coach Patrick Chambers as he and wife, Courtney, welcomed their third child, Caitlin, to the family on March 23, he underwent reconstructive knee surgery on his left leg on May 11 and his father, John "Rube", passed away on June 11 after a long battle with Alzheimers. Chambers underwent arthroplastic surgery, which involved resetting the top of the tibia below the knee to change the angle of the joint. The energetic coach was limited to riding a scooter and non-weight bearing crutches for six weeks and was on crutches for two months. He began walking short distances without crutches on July 6 and after months of rehab returned to normal mobility in August.

STAFF TIES: Patrick Chambers began forming his first Penn State coaching staff by naming his former Episcopal Academy high school teammate Eugene Burroughs as associate head coach, the first of three assistants with strong ties to Philadelphia. Chambers and Burroughs both played for legendary coach Dan Dougherty in Philadelphia in the late 80's early 90's. Burroughs previously had worked as associate head coach at Navy. Former Villanova assistant Keith Urgo also joined the staff as an assistant. The pair worked together on Villanova's 2009 NCAA Final Four staff and Urgo worked under Jay Wright for four seasons. Brian Daly followed Chambers from Boston University where he was associate head coach under Chambers. Daly is a former Philadelphia high school standout and player at Saint Joseph's and was a highly successful high school coach at his alma mater, Monsignor Bonner HS in Philadelphia.

GET ON THE FLOOR: Patrick Chambers places an emphasis on "dives" during a basketball game and has his staff chart them with a goal of achieving at least 14 "dives" per game. Chambers has established an "Attitude Club" in which players attempt to record enough hustle points during practices and games to become a member. Penn State charts "Attitude Points" during every practice and game and announces winners at the end of every practice. Modeled after similar programs used by longtime NBA coach Pat Riley and Chambers' mentor, Villanova's Jay Wright, the club charts hustle plays, extra passes, charges drawn, dives on the floor, screen assists, shot contests, tap backs, deflections, etc.

CHAMBERS A VERY ACTIVE & VISIBLE PRESENCE IN THE COMMUNITY:

Since arriving on campus in June of 2011, Penn State coach Patrick Chambers has made a tremendous effort to form a bond with the Penn State community and has been a very active and visible presence throughout his two seasons leading the Nittany Lion program. Some of the highlights:

- Donated \$14,200 to THON 2013 after pledging \$10 for every Penn State student that attended the Nittany Lions game with Iowa on Feb. 14, 2013. Presented the check to a packed Jordan Center prior to event kickoff.

- Went behind the counter to serve 200 free Big Macs, at a personal cost of \$800, at a downtown State College McDonald's after a Lions 67-51 home victory over Nebraska in 2012 in which PSU held the ball instead of shoot in the final minutes. A Penn State promotion promises free Big Macs to all ticket holders when the Lions score 70.

- Kicked off the "No Hair, Don't Care" fund raising effort in support of THON 2013, by being the first to shave his head after being e-mailed by a Penn State freshman student.

- Paid for several student's season tickets on the spot during several appearances at the student union during a week-long student season basketball ticket sale prior to the 2012-13 season.

- Dressed as standout out Nittany Lion linebacker Michael Mauti and made a flying tackle of a tackling dummy to kickoff a 2012 Rally In The Valley event in Rec Hall prior to Penn State's clash with Ohio State. Also addressed Penn State's Nittanyville student section outside the gates of Beaver Stadium dressed in football gear and eye black just prior to the Lions 2011 clash with Alabama. He regularly delivers pizzas to Nittanyville during football season.

- Served as co-chairman of the 2012 Toys For Tots campaign and participated with Penn State players in wrapping gifts during the holiday season.

- Has served as honorary starter/host for numerous events around State College including: The Resolution 5K (New Year's eve), Alzheimer's Walk, Autism Speaks 5K and CVC 5K among many.

- Traveled with five players to visit the Hershey Cancer Institute, a two-hour drive from State College, and deliver presents and encouragement to both adult and pediatric cancer patients.

- Ordered two Nittany Lion Basketball golf carts and makes regular spur-of-the-moment trips on campus distributing T-shirts and his infectious energy.

- Has kept a full calendar speaking to numerous Penn State classes and student organizations as well as community leaders and business groups and alumni groups and Nittany Lion clubs around the state.

- Distributes "Attitude" wrist bands to students and supporters he meets around campus and in the community.

- Hosts a year-round slate of Coaches vs. Cancer events in the community as the chairman of CVC-Penn State.

FRAZIER NAMED TO WOODEN TOP 50: Tim Frazier was named to the Wooden Award Men's Preseason Top 50. He is the second Nittany Lion in the last three years to be named to the preseason list joining Talor Battle who was named prior to the 2010-11 season. Frazier was among nine Big Ten players named to the list.

FRAZIER PRESEASON ALL-BIG TEN: Senior guard Tim Frazier was named to the Preseason All-Big Ten team by conference media voters. Frazier, the lone returning first-team All-Big Ten selection from last year, was joined on the preseason team by Ohio State's Aaron Craft and Deshaun Thomas, Michigan's Trey Burke and Indiana's Cody Zeller who was also named the preseason POY.

**21st BIG TEN SEASON**

Penn State opened its 21st season of Big Ten Conference play with a road game at Wisconsin (Jan. 3). It marked the fourth straight season Penn State opened the Big Ten with a road game. Penn State posted a 4-14 mark during the Big Ten regular season in 2011-12 to finish in a tie for 11th place. Penn State has posted a .500 or better record in Big Ten play five times. Penn State has finished fourth in the Big Ten regular season twice in the last four seasons. Penn State's best Big Ten finish came in 1996 as the Lions went 12-6 to finish second in the conference.

**IN THE BIG TEN
STAT RANKINGS****INDIVIDUAL (March 11)**

SCORING:	OVERALL	Big Ten
D.J. Newbill	5th, 16.1	4th, 16.4
Jermaine Marshall	6th, 15.5	5th, 16.2

REBOUNDING:	OVERALL	Big Ten
Ross Travis	5th, 7.3	6th, 7.2

ASSISTS	OVERALL	Big Ten
D.J. Newbill	4th, 4.1	4th, 4.2

FIELD GOAL %:	OVERALL	Big Ten
Sasa Borovnjak		7th, 51.3

FREE THROW %:	OVERALL	Big Ten
Jermaine Marshall	11th, 76.3	11th, 77.8

BLOCKED SHOTS:	OVERALL	Big Ten
Jermaine Marshall		14th, 0.8

STEALS:	OVERALL	Big Ten
Jermaine Marshall	7th, 1.5	
D.J. Newbill		9th, 1.3

3-POINT PERCENTAGE:	OVERALL	Big Ten
-		

3-POINTERS MADE:	OVERALL	Big Ten
Jermaine Marshall	12th, 1.9	9th, 2.0

ASSIST TO TURNOVER:	OVERALL	Big Ten
D.J. Newbill	11th, 1.1	10th, 1.0

OFFENSIVE REBOUNDS:	OVERALL	Big Ten
Ross Travis	12th, 2.1	15th, 1.8

DEFENSIVE REBOUNDS:	OVERALL	Big Ten
Ross Travis	5th, 5.2	3rd, 5.3
Jermaine Marshall	14th, 4.1	11th, 4.1

MINUTES PLAYED:	OVERALL	Big Ten
D.J. Newbill	2nd, 36.4	3rd, 37.0
Jermaine Marshall	7th, 34.4	-

TEAM RANKINGS	OVERALL	Big Ten
SCORING OFFENSE:	10th, 61.5	10th, 58.8
SCORING DEFENSE:	12th, 67.7	12th, 68.9
FREE THROW %:	6th, 69.7	6th, 70.4
FIELD GOAL %:	12th, 39.2	11th, 38.2
FIELD GOAL% DEFENSE:	10th, 42.7	11th, 43.9
3-POINT FG % :	12th, 29.5	10th, 29.9
3-POINT FG % DEFENSE:	10th, 34.4	6th, 33.0
REBOUNDING OFFENSE:	8th, 35.0	8th, 33.4
REBOUNDING DEFENSE:	7th, 33.5	8th, 34.8
REBOUNDING MARGIN:	9th, +1.5	9th, -1.4
ASSISTS:	11th, 9.8	10th, 9.8
BLOCKED SHOTS:	9th, 3.2	7th, 3.3
STEALS:	10th, 5.4	10th, 5.1
TURNOVER MARGIN:	11th, -0.8	10th, -1.3
ASSIST TO TURNOVER:	12th, 0.8	12th, 0.8
OFFENSIVE REBOUNDS:	8th, 11.1	8th, 10.3
OFFENSIVE REBOUND %:	10th, 30.8	10th, 28.9
DEFENSIVE REBOUNDS:	8th, 24.0	8th, 23.1
DEFENSIVE REBOUNDS %:	2nd, 73.4	4th, 71.1
3-POINT FG MADE:	10th, 5.1	10th, 4.8

GREAT GRAD RATE

Coach Patrick Chambers' Nittany Lions ranked second in the Big Ten with a Graduation Success Rate (GSR) of 92 percent, 24 percent higher than the national average (68%), according to statistical information released by the National Collegiate Athletic Association (NCAA). The NCAA's annual study of institutions nationwide revealed that Penn State student-athletes at the University Park campus earned a GSR of 88 percent compared to the 80 percent average for all Division I institutions for students entering from 2002-03 through 2005-06. The 88 percent figure was third to Northwestern (97) and Illinois (89) among Big Ten Conference institutions. Penn State basketball's NCAA four-year Academic Progress Rate (APR) score of 995 through 2009-10 tied for the best among men's basketball teams in the Big Ten and was well above the national average of 945. Penn State and Michigan State tied for the Big Ten's highest APR figure, marking the fourth consecutive year the Nittany Lions ranked among the top three in the Big Ten. The four-year federal graduation rate average for University Park student-athletes was 78 percent, second to Northwestern (88) among Big Ten schools, and significantly above the 64 percent Division I average.

■ Following completion of the fall semester, two Nittany Lions (Kevin Montminy & Tim Frazier) earned Dean's List honors with a 3.5 GPA or higher and seven Lions posted a 3.0 GPA or higher. Montminy posted a 4.0 GPA.

**CHAMBERS LEADS
COACHES VS CANCER:**

Patrick Chambers immediately embraced the mantle of leadership of Coaches vs. Cancer-Penn State, now embarking on its 18th year, when he took over the Nittany Lion program.

• CVC-Penn State has raised nearly \$2 million in the last 17 years to fight cancer and help support those affected by the disease.

• The organization raised a record \$215,000 in 2011-12, eclipsing \$200,000 for the third straight year, and ranks among the top 10 CVC organizations in the nation.

• CVC-Penn State has grown from an annual golf tournament started in the summer of 1996 to a year-round schedule of seven events, which includes the the Coaches Vs. Cancer Celebrity Golf Tournament, CVC Reverse Car Drawing, CVC "Band Together" Day, Spikes Fest, CVC 5k Fun Run/Walk and State College Brew Expo.

• CVC-Penn State keeps a portion of the money raised in the Centre Region to provide direct assistance through the Bob Perks Fund (BPF). CVC has donated more than \$35,000 to BPF each of the last five years and more than \$225,000 total. Funds are also donated to the American Cancer Society.

LIONS PLAYING PROFESSIONALLY: All four senior starters from Penn State's 2011 NCAA Tournament team are currently playing professionally in Europe or South America. Penn State currently has 13 former players active in pro leagues around the world, nine of which have graduated in the last five years.

Nittany Lions Currently Playing Professionally

Player (year graduated or left PSU)	Team	Country	League
Cammeron Woodyard (2012)	Basquetbol Ancud	Chile	Chile-Liga Nacional
Talor Battle (2011)	Upea Capo D'Orlando	Italy	Italian Lega 2
Jeff Brooks (2011)	Mapooro Cantu	Italy	Italian Serie A
David Jackson (2011)	Thor Thorl	Iceland	Iceland-Dominos
Andrew Jones (2011)	Ilysiakos Athens	Greece	Greece-A1
Jamelle Cornley (2009)	Rain or Shine	Philippines	Philippines-PBA
Stanley Pringle (2009)	Indonesia Warriors	Indonesia	Indonesia-NBL
Brandon Hassell (2008)	Summerside Storm	Canada	Canada-NBL
Joonas Suotamo (2008)	Espoo Basket	Finland	Finland-1st Division
David "Mooch" Jackson (2007)	GEGR Indalo	Argentina	Argentina-LigaA
Jan Jagla (2004)	FC Bayern Muenchen	Germany	Germany-1.Bundesliga
Tyler Smith (2002)	Tohigi Brex	Japan	Japan-JBL
Joe Crispin (2001)	Unsigned Free Agent		

**PENN STATE
RADIO NETWORK**

In his 31st season, Steve Jones handles the play-by-play for Nittany Lion basketball and is joined by nationally respected Philadelphia Daily News sports-writer Dick Jerardi. Broadcasts begin 30 minutes prior to tipoff with the "Patrick Chambers Pregame Show." Game telecasts as well as "The Nittany Lion Hotline" call-in show, which airs each Thursday during basketball season, can both also be heard via GoPSUsports.com

WEAB (790 AM)	Allentown/Bethlehem/Easton
WVAM (1430 AM)	Altoona
WILK (103.1 FM)	Avoca
WAYC (1600 AM)	Bedford
WISR (680 AM)	Butler**
WCPA (900 AM)	Clearfield
WZDB (95.9 FM)	DuBois/Sykesville
WPSE (1450 AM)	Erie
WFRA (1450 AM)	Franklin
WGET (1320 AM)	Gettysburg
WHVR (1280 AM)	Hanover**
WTPA (92.1 FM)	Harrisburg
ESPN RADIO (1400 AM)	Harrisburg
ESPN RADIO (95.3 FM)	Harrisburg
WKZN (1300 AM)	Hazleton
WLAK (103.5 FM)	Huntingdon
WLPA (1490 AM)	Lancaster
WNPV (1440 AM)	Lansdale
WLBK (1270 AM)	Lebanon
WMRF (95.7 FM)	Lewistown
WMGW (1490 AM)	Meadville
WJST (1280 AM)	New Castle/Sharon**
WVNJ (1160 AM)	New York Metro**
WBYB (96.7 FM)	Olean, NY
WNTP (990 AM)	Philadelphia
WFIL (560 AM)	Philadelphia
KQV (1410 AM)	Pittsburgh
WPPA (1360 AM)	Pottsville
WRAW (1340 AM)	Reading
WBZU (910 AM)	Scranton
WBYB (95.3 FM)	Smethport
WQWK (1450 AM)	State College
WKOK (1070 AM)	Sunbury
WTVI (1230 AM)	Titusville
WTZN (1310 AM)	Troy
WTRN (1304 AM)	Tyrone
WTRN (100.7 FM)	Tyrone
WNBT (104.5 FM)	Wellsboro
WNBQ (92.3 FM)	Wellsboro/Mansfield
WILK (980 AM)	Wilkes-Barre
WRAK (1400 AM)	Williamsport
WRKK (1200 AM)	Williamsport/Hughesville
WGLD (1440 AM)	York/Red Lion
WJST (1280 AM)	Youngstown, Ohio

** Carries only partial schedule



NATIONAL RANKINGS

AP TOP 25 (March 11)

1	Gonzaga (54)	30-2	1,611
2	Duke (11)	27-4	1,559
3	Indiana	26-5	1,491
4	Louisville	26-5	1,421
5	Georgetown	24-5	1,344
6	Michigan	25-6	1,230
7	Kansas	26-5	1,224
8	Michigan State	24-7	1,184
9	Miami (FL)	24-6	1,082
10	Ohio State	23-7	1,073
11	Kansas State	25-6	932
12	Marquette	23-7	921
13	Florida	24-6	838
14	Oklahoma State	23-7	805
15	New Mexico	26-5	771
16	Saint Louis	24-6	557
17	Pittsburgh	24-7	551
18	Arizona	24-6	523
19	Syracuse	23-8	362
20	Memphis	27-4	316
21	UCLA	23-8	245
22	Wisconsin	21-10	191
23	Creighton	27-7	190
24	Notre Dame	23-8	171
25	VCU	24-7	157

USA TODAY/ESPN TOP 25

1	Gonzaga (29)	30-2	772
2	Duke (2)	27-4	736
3	Indiana	26-5	699
4	Louisville	26-5	689
5	Georgetown	24-5	611
6	Kansas	26-5	601
7	Michigan State	24-7	557
8	Michigan	25-6	542
9	Ohio State	23-7	533
10	Miami (FL)	24-6	502
11	Florida	24-6	472
12	Kansas State	25-6	410
13	Marquette	23-7	400
14	New Mexico	26-5	345
15	Oklahoma State	23-7	331
16	Saint Louis	24-6	287
17	Memphis	27-4	269
18	Arizona	24-6	252
19	Pittsburgh	24-7	238
20	Syracuse	23-8	171
21	Saint Mary's	27-5	136
22	VCU	24-7	112
23	Wisconsin	21-10	106
24	Creighton	27-7	94
25	UCLA	23-8	72



PENN STATE IN THE RPI

Date	Rank	RPI	SOS
--			

PENN STATE IN THE RANKINGS

Date **AP** **COACHES**
 Last ranked 25th in the final ESPN/USA Today Coaches Poll of the 2000-01 season (4/4/01). Last received votes in the national polls on Feb. 2, 2009. The Lions got votes in the Coaches Poll for four weeks.

PENN STATE VS. RANKED ON THE YEAR: 1-7 (5 vs. Top 10) 2011-12: 1-10 (win over:#22 ILL)

Last WIN VS. RANKED team:
 84-78 vs. #4 Michigan (2/27/13)
Last ROAD win:
 38-33 @ #16/18 Illinois (2/18/09)
Last HOME win:
 84-78 vs. #4 Michigan (2/27/13)
In the Jordan Center: 16-36
Last NEUTRAL win:
 36-33 vs. #13 Wisconsin (3/11/11)

WIN vs. Highest Ranked at HOME:
 #4 Michigan, 84-78, (2/27/13)
WIN vs. Highest Ranked On ROAD:
 66-65 at #6/6 Illinois (2/4/06)
WIN vs. Highest Ranked OVERALL:
 65-63 vs. #2/3 Michigan State (3/9/01) Big Ten Tourn.

Under Patrick Chambers:
 2-17 (2nd season)

Since joining BIG TEN (1992-93):
 28-117

OVERALL Streak: Lost 1
HOME Streak: Lost 1

All-TIME vs. Top 5: 6-48
All-TIME vs. Top 10: 21-91

LIONS SIGN FOUR IN EARLY PERIOD CHAMBERS' FIRST FULL RECRUITING CYLCE

PAYTON BANKS • 6-6 • ORANGE, CALIF.: Three-star recruit (Scout.com/247 Sports)...15.6 ppg, 6.9 rpg, 4.4 apg, 1.4 spg in junior year at Orange Lutheran HS...first team All-CIF Southern Section Division IA...versatile combo guard.

JULIAN MOORE • 6-10 • PHILADELPHIA, PA.: three-star recruit, sixth best in Pennsylvania (ESPN.com)...11 ppg, 14 rpg in junior season at Germantown Academy...a late bloomer...was 6-7 1 1 1/2 years ago... runs the floor/perimeter skills

GENO THORPE • 6-3 • PITTSBURGH, PA.: consensus three-star recruit...Pennsylvania Class AAAA first-team...21.5 ppg, 3.2 rpg, 2.6 apg in junior season at Shaler HS...offers from Wisconsin, Pitt, Kansas State, Seton Hall and Rutgers.

GRAHAM WOODWARD • 6-0 • EDINA, MINN.: three-star recruit (Rivals/247 Sports)...point guard...20.5 ppg in junior season at Edina HS...All-Metro second team by Minneapolis Star...offers from Washington St., Gonzaga, Xavier and Drake.

JOHNSON TRANSFERS TO LIONS

JOHN JOHNSON • 6-1 • PHILADELPHIA, PA.: played in all 39 games, starting two, at the University of Pittsburgh in 2011-12...three-time PIAA all-state first team and one-time New Jersey All-State Prep team...2,314 points (19.6 ppg) in prep career...No. 69 recruit nationally by Bob Gibbons...will be junior eligible at PSU after playing in an exhibition game at Pittsburgh in 2012-13.

LIONS WELCOME TRANSFER JOHNSON: University of Pittsburgh transfer guard John Johnson (6-1, Philadelphia, Pa.) arrived on campus on Dec. 21 and began practice with the team. A sophomore, he will be eligible to begin competing next December at the end of the 2013 fall semester. A three-time PIAA first team pick as well as a New Jersey All-state prep selection, Johnson scored 2,314 points in his prep career and was ranked the No. 69 recruit in the nation by Bob Gibbons. He played in all 39 games, starting two, in his freshman season at Pittsburgh, posting 4.2 ppg and shooting 38.4% from three. He is the fourth player from the Philadelphia area Patrick Chambers has added to the roster.

117 YEARS OF HOOPS: Penn State embarked on its 117th season of playing basketball in the 2012-13 campaign, having begun play in 1897. Penn State has made 12 post-season appearances in the last 24 years (4 NCAA, 8 NIT) and a total of 19 (9 NCAA, 10 NIT) overall. Since 2009, Penn State has won the program's first national tournament title (2009 NIT), made the program's first appearance in the Big Ten Tournament Championship game (2011) and played in the NCAA Tournament (2011).

NOTING THE JORDAN CENTER

RECORD IN BJC: 173-109 (18th Season) (61%) (282 games)

OPENED: January 11, 1996 vs. Minnesota (W, 76-51)

CAPACITY: 15,261

MOST CONTESTS IN A SEASON: 20 (2008-09)

100TH WIN: 56-55 over Hartford, Dec. 6, 2006

LONGEST WIN STREAK: 14; Jan. 11, 1996-Dec. 27, 1996

SEASON HOME WINS RECORD: 17-3 (2008-09)

SEASON BEST START: 8-0, 2007-08 & 1996

TOP SEASON WIN MARKS: 17-3 (2008-09); 13-4 (2007-08);

13-4 (1999-2000); 13-5 (2010-11); 12-2 (1997-98);

TOP SEASON WIN PERCENTAGES: 100.0, 8-0 (1996);

.862, 17-3 (2008-09); .857, 12-2 (1997-98);

TOP 10 CROWDS:

1. 15,472 vs. Purdue, 2/1/1997

2. 15,464 vs. Indiana, 1/26/1997

3. 15,455 vs. Ohio State, 3/1/1999

4. 15,435 vs. Ohio State, 2/27/1999

5. 15,420 vs. Indiana, 1/8/2000

6. 15,403 vs. No. 1 Ohio State 3/1/2011

7. 15,389 vs. Northwestern, 2/15/1997

8. 15,377 vs. Michigan State, 2/24/2001

9. 15,355 vs. Indiana, 1/31/1999

10. 15,232 vs. Indiana, 2/3/2001

TOP 2012-13 CROWD: 11,212 vs. No. 14 Ohio State 1/26

TOP 2011-12 CROWD: 13,103 vs. Nebraska, 2/11

TOP 2010-11 CROWD: 15,403 vs. No. 1 Ohio State, 3/1

TOP 2009-10 CROWD: 14,017 vs. Michigan State, 2/13

TOP 2008-09 CROWD: 15,035 vs. Indiana, 2/28

TOP 2007-08 CROWD: 11,159 vs. Michigan State, 2/2



PENN STATE BIG TEN TOURNAMENT HISTORY

PENN STATE BIG TEN TOURNAMENT HISTORY

- TOURNAMENTS: 15
- FINALS: 1 (0-1), (2011)
- SEMIFINALS: 3 (1-2), (2011, 2001 & 2000)
- RECORD: 9-15
- OVERTIME: None
- 5-POINT OR LESS GAMES: 4-4
- MOST POINTS:
PSU - L, 94-84 vs. Illinois (2000)
OPP - L, 94-84 vs. Illinois (2000)
L, 94-74 vs. Iowa (2001)
- LARGEST MARGIN OF VICTORY:
PSU - 14 points, 66-51 vs Indiana (2009)
OPP - 28 points, 77-49 vs. Indiana (2003)
- CONSECUTIVE WINS: 3 (2011)
- LAST 10: 3-7
- LAST 5: 2-3

ALL-TOURNAMENT TEAM

- 2011: Talor Battle, G
- 2001: Joe Crispin, G
- 2000: Jarrett Stephens, F & Joe Crispin, G

RECORD BY ROUND

- FIRST: 5-10
- QUARTERFINALS: 3-2
- SEMIFINALS: 1-2
- FINALS: 0-1

TOURNAMENT SEEDS

1998	#7
1999	#9
2000	#9
2001	#7
2002	#11
2003	#11
2004	#11
2005	#11
2006	#8
2007	#11
2008	#7
2009	#6
2010	#11
2011	#6
2012	#12
2013	#12

VS. TOURNAMENT OPPONENTS

Illinois	0-3
Indiana	2-2
Iowa	0-1
Michigan	2-0
Michigan State	2-0
Minnesota	0-2
Nebraska	0-0
Northwestern	1-2
Ohio State	1-3
Purdue	0-1
Wisconsin	1-1



▲ Talor Battle led Penn State to the 2011 Big Ten Tournament Championship game vs. No. 1-ranked Ohio State. Battle averaged 17.8 points and 5.5 rebounds per game in the tournament to earn All-Tournament Team honors.

BIG TEN TOURNAMENT RECORDS

CAREER SCORING

1. 127 _____ Joe Crispin (1998, '99, '00, '01)
2. 116 _____ Talor Battle (2008, '09, '10, '11)
3. 96 _____ Gyasi Cline-Heard (1998, '99, '00, '01)
4. 93 _____ Titus Ivory (1998, '99, '00, '01)
5. 70 _____ Tim Frazier (2010, '11, '12)
6. 69 _____ Jamelle Cornley (2006, '07, '08, '09)
7. 66 _____ Jeff Brooks (2008, '09, '10, '11)
8. 62 _____ David Jackson (2008, '09, '10, '11)
9. 60 _____ Jarrett Stephens (1998, '00)
10. 59 _____ Geary Claxton (2005, '06, '07)
11. 56 _____ Travis Parker (2005, '06)
12. 50 _____ Brandon Watkins (2000, '01, '02, '03)
13. 48 _____ Andrew Jones (2008, '09, '10, '11)
14. 45 _____ Mike Walker (2005, '06, '07)
15. 44 _____ Tim Frazier (2010, '11)

GAME REBOUNDING

- 13 Geary Claxton _____ vs. Ohio State, 2005
- 13 Aaron Johnson _____ vs. NWestern, 2004
- 12 Geary Claxton _____ vs. Ohio State, 2006
- 12 Jarrett Stephens _____ vs. Ohio State, 2000
- 12 Calvin Booth _____ vs. NWestern, 1999
- 11 Jan Jagla _____ vs. NWestern, 2004
- 10 Geary Claxton _____ vs NWestern, 2006
- 10 Gyasi Cline-Heard _____ vs. Ohio St., 2000
- 9 Jeff Brooks _____ vs. Illinois, 2008
- 9 Geary Claxton _____ vs. Illinois, 2007
- 9 Aaron Johnson _____ vs. Ohio State, 2005
- 9 Joe Crispin _____ vs. Michigan, 2000

OPPONENT GAME RECORDS

SCORING
30 Reggie Evans _____ Iowa, 2001

REBOUNDING
18 Reggie Evans _____ Iowa, 2001

ASSISTS
10 Rich McBride _____ Illinois, 2007

GAME SCORING

- 26 Tim Frazier _____ vs. Indiana, 2012
- 26 Gyasi Cline-Heard _____ vs. Iowa, 2001
- 25 Talor Battle _____ vs. Michigan State, 2011
- 24 Talor Battle _____ vs. Ohio State, 2011
- 24 Gyasi Cline-Heard _____ vs. Michigan, 2001
- 24 Jarrett Stephens _____ vs. Illinois, 2000
- 22 Tim Frazier _____ vs. Michigan State, 2011
- 22 Jamelle Cornley _____ vs. Indiana, 2009
- 22 Mike Walker _____ vs. Illinois, 2007
- 22 Joe Crispin _____ vs. Michigan State, 2001
- 22 Joe Crispin _____ vs. Michigan, 2001
- 21 Travis Parker _____ vs. Ohio State, 2005
- 21 Jarrett Stephens _____ vs. Ohio State, 2000
- 20 Three players

GAME ASSISTS

- 11 Joe Crispin _____ vs. Illinois, 2000
- 10 Jarrett Stephen _____ vs. Michigan, 2000
- 9 Ben Luber _____ vs. Ohio State, 2006
- 9 Joe Crispin _____ vs. Michigan, 2000
- 8 Titus Ivory _____ vs. Michigan, 2001
- 7 Joe Crispin _____ vs. Ohio State, 2000
- 6 Tim Frazier _____ vs. Michigan State, 2011
- 6 Talor Battle _____ vs. Indiana, 2009
- 6 Ben Luber _____ vs. Ohio State, 2005
- 6 Ben Luber _____ vs. NWestern, 2005

**ALL-TIME BIG TEN TOURNAMENT SCORES**

DATE	OPPONENT (LOCATION)	W/L	SCO	2006	CONSECO FIELDHOUSE, INDIANAPOLIS, IND.	
1998	UNITED CENTER, CHICAGO ILL.			3/9/06	#8 Penn State vs. #9 Northwestern W 68-55	
3/5/98	#7 Penn State vs. #10 Wisconsin	L	52-51		Leading PSU scorer: Geary Claxton, 17	
	Leading PSU scorer: Pete Lisicky, 15			3/10/06	#8 Penn State vs. #1 Ohio State L 63-56	
	Leading PSU scorer: Pete Lisicky, 15				Leading PSU scorer: Jamelle Cornley, 18	
1999	UNITED CENTER, CHICAGO ILL.			2007	UNITED CENTER, CHICAGO ILL.	
3/4/99	#9 Penn State vs. #8 Northwestern	L	54-44		3/8/07	#11 Penn State vs. #6 Illinois L 66-60
	Leading PSU scorer: Joe Crispin, 18				Leading PSU scorer: Mike Walker, 22	
2000	UNITED CENTER, CHICAGO ILL. - SEMIFINAL			2008	CONSECO FIELDHOUSE, INDIANAPOLIS, IND.	
3/9/00	#9 Penn State vs. #8 Michigan	W	76-66		3/8/07	#7 Penn State vs. #10 Illinois L 64-63
	Leading PSU scorer: Joe Crispin, 22				Leading PSU scorer: Talor Battle, 17	
3/10/00	#9 Penn State vs. #1 Ohio State	W	71-66		2009	CONSECO FIELDHOUSE, INDIANAPOLIS, IND.
	Leading PSU scorer: Jarrett Stephens, 21				3/12/09	#6 Penn State vs. #11 Indiana W 66-51
3/11/00	#9 Penn State vs. #4 Illinois	L	94-84			Leading PSU scorer: Jamelle Cornley, 22
	Leading PSU scorer: Jarrett Stephens, 24			3/13/09	#6 Penn State vs. #3 Purdue L 79-65	
	Leading PSU scorer: Jarrett Stephens, 24				Leading PSU scorer: Jamelle Cornley, 20	
2001	UNITED CENTER, CHICAGO ILL. - SEMIFINAL			2010	CONSECO FIELDHOUSE, INDIANAPOLIS, IND.	
3/8/01	#7 Penn State vs. #10 Michigan	W	82-80		3/11/10	#11 Penn State vs. #6 Minnesota L 76-55
	Leading PSU scorer: Gyasi Cline-Heard, 24				Leading PSU scorers: Battle, Babb Jackson & Jones, 10	
3/8/01	#7 Penn State vs. #2 Michigan State	W	65-63		2011	CONSECO FIELDHOUSE, INDIANAPOLIS, IND. - FINAL
	Leading PSU scorer: Joe Crispin, 22				3/10/11	#6 Penn State vs. #11 Indiana W 61-55
3/10/01	#7 Penn State vs. #6 Iowa	L	94-74			Leading PSU scorer: Jeff Brooks, 15
	Leading PSU scorer: Gyasi Cline-Heard, 26			3/11/11	#6 Penn State vs. #3 Wisconsin W 36-33	
	Leading PSU scorer: Gyasi Cline-Heard, 26				Leading PSU scorer: Talor Battle, 9	
2002	CONSECO FIELDHOUSE, INDIANAPOLIS, IND.			3/12/11	#6 Penn State vs. #7 Michigan State W 61-48	
3/7/02	#11 Penn State vs. #6 Minnesota	L	84-60		Leading PSU scorer: Talor Battle, 25	
	Leading PSU scorer: Sharif Chambliss, 16				BIG TEN CHAMPIONSHIP GAME	
2003	UNITED CENTER, CHICAGO ILL.			3/13/11	#6 Penn State vs. #1 Ohio State L 71-60	
3/13/03	#11 Penn State vs. #6 Indiana	L	77-49		Leading PSU scorer: Talor Battle, 24	
	Leading PSU scorer: Brandon Watkins, 17			2012	CONSECO FIELDHOUSE, INDIANAPOLIS, IND.	
2004	CONSECO FIELDHOUSE, INDIANAPOLIS, IND.			3/8/12	#12 Penn State vs. #5 Indiana L 75-58	
3/11/04	#11 Penn State vs. #6 Northwestern	L	57-52		Leading PSU scorer: Tim Frazier, 26	
	Leading PSU scorer: Aaron Johnson 14, Marlon Smith, 14					
2005	UNITED CENTER, CHICAGO ILL.					
3/10/05	#11 Penn State vs. #6 Ohio State	L	72-69			
	Leading PSU scorer: Travis Parker, 21					

PENN STATE PLAYERS • CAREER BIG TEN TOURNAMENT STATISTICS**#11 JERMAINE MARSHALL**

Year-Opp.	Start	Min	FG-FGA	Pct	3FG-FGA	FT-FTA	Off-Def-Tot	PF-FO	Ast	TO	Bik	Stl	Pts.
2011 vs. Indiana		17	2-4	.500	2-2	1-3	1-1-2	2	0	1	0	1	7
2011 vs. Wisconsin		7	0-1	.000	0-1	0-0	0-0-0	1	1	1	0	0	0
2011 vs. Michigan St.		16	1-2	.500	0-1	0-0	0-3-3	1	0	0	2	0	2
2011 vs. Ohio State		25	1-5	.200	0-1	2-2	0-2-2	1	1	0	0	1	4
2012 vs. Indiana	*	38	1-6	.167	1-3	6-7	0-4-4	4-0	0	1	2	1	9
TOTALS 5 games	1	103/20.6	5-18	.277	3-8	9-12	1-10-11/2.2	9-0	2	3	2	3	22/4.4

#20 NICK COLELLA

Year-Opp.	Start	Min	FG-FGA	Pct	3FG-FGA	FT-FTA	Off-Def-Tot	PF-FO	Ast	TO	Bik	Stl	Pts.
2012 vs. Indiana		6	0-1	.000	0-1	0-0	0-0-0	0-0	0	0	0	0	0

#23 TIM FRAZIER

Year-Opp.	Start	Min	FG-FGA	Pct	3FG-FGA	FT-FTA	Off-Def-Tot	PF-FO	Ast	TO	Bik	Stl	Pts.
2010 vs. Minnesota		12	2-5	.400	0-0	0-0	0-1-1	3	2	4	0	0	4
2011 vs. Indiana	*	31	2-4	.500	1-1	0-0	0-3-3	3	5	4	0	0	5
2011 vs. Wisconsin	*	39	2-5	.400	0-0	4-4	2-5-7	3	4	3	0	1	8
2011 vs. Michigan St.	*	39	9-13	.692	1-3	3-6	2-6-8	2	6	2	1	1	22
2011 vs. Ohio State	*	26	2-8	.250	1-1	0-0	0-2-2	4	5	2	0	1	5
2012 vs. Indiana	*	39	9-24	.375	4-6	4-4	0-2-2	4-0	4	4	1	5	26
TOTALS 6 games	5	186/31.0	26-59	.440	7-11	11-14	4-19-23/3.8	19-0	26/4.3	19	2	8	70/11.6

#21 SASA BOROVNJAK


Year-Opp.	Start	Min	FG-FGA	Pct	3FG-FGA	FT-FTA	Off-Def-Tot	PF-FO	Ast	TO	Bik	Stl	Pts.
2010 vs. Minnesota		13	1-2	.500	0-0	2-2	1-4-5	2	0	1	0	0	4
vs. Indiana		14	2-3	.667	0-0	0-0	2-1-3	3	0	1	0	0	4
TOTALS 2 games	0	27/13.5	3-5	.600	0-0	2-2	3-5-8	5-0	0	2	0	0	8/4.0

#25 JON GRAHAM

Year-Opp.	Start	Min	FG-FGA	Pct	3FG-FGA	FT-FTA	Off-Def-Tot	PF-FO	Ast	TO	Bik	Stl	Pts.
2012 vs. Indiana	*	23	1-5	.200	0-0	0-1	3-4-7	3	1	0	2	0	2

#43 ROSS TRAVIS

Year-Opp.	Start	Min	FG-FGA	Pct	3FG-FGA	FT-FTA	Off-Def-Tot	PF-FO	Ast	TO	Bik	Stl	Pts.
2012 vs. Indiana	*	21	2-5	.400	0-0	2-4	3-4-7	4	0	1	3	0	6



▲ Mike Walker made a Big Ten Tournament record seven threes vs. Illinois in 2007.

▲ Jeff Brooks and Geary Claxton share a record 44 career rebounds in the Big Ten Tournament.

▲ Joe Crispin owns or shares nine Big Ten Tournament records.

BIG TEN TOURNAMENT RECORDS

INDIVIDUAL GAME

- **POINTS:** 26
Tim Frazier vs. Indiana, '12
Gyasi Cline-Heard, vs. Iowa, '01
- **REBOUNDS:** 13
Geary Claxton, vs. Ohio State, '05
Aaron Johnson, vs. Northwestern, '04
- **OFFENSIVE REBOUNDS:** 6
Jeff Brooks, vs. Illinois, '08
- **DEFENSIVE REBOUNDS:** 9
Jarrett Stephens, vs. Ohio State, '00
Geary Claxton, vs. Ohio State, '06
- **ASSISTS:** 11
Joe Crispin, vs. Illinois, '00
- **BLOCKS:** 5
Calvin Booth, vs. Northwestern, '99
- **STEALS:** 5
Tim Frazier vs. Indiana, '12
- **FIELD GOALS:** 10
Jarrett Stephens, vs. Ohio State, '00
- **FIELD GOAL ATTEMPTS:** 24
Tim Frazier vs. Indiana, '12
- **3-PT FIELD GOALS:** 7**
Mike Walker, vs. Illinois, '07
- **3-PT FIELD GOAL ATTEMPTS:** 14
Joe Crispin, vs. Northwestern, '99
- **FREE THROWS:** 12
Gyasi Cline-Heard, vs. Iowa, '01
- **FREE THROW ATTEMPTS:** 14
Gyasi Cline-Heard, vs. Iowa, '01

** Big Ten Tournament Record

INDIVIDUAL CAREER

- **GAMES PLAYED:** 8
Many including: Talor Battle, Jeff Brooks, David Jackson, Andrew Jones, Gyasi Cline-Heard, Joe Crispin, Titus Ivry, Tyler Smith & Brandon Watkins
- **POINTS:** 127
Joe Crispin, 8 games
- **REBOUNDS:** 44
Jeff Brooks, 8 games
Geary Claxton, 4 games
- **OFFENSIVE REBOUNDS:** 20
Andrew Jones, 8 games
- **DEFENSIVE REBOUNDS:** 32
Talor Battle, 8 games
- **ASSISTS:** 40
Joe Crispin, 8 games
- **BLOCKS:** 9
Calvin Booth, 2 games
- **STEALS:** 16
Titus Ivry, 8 games
- **FIELD GOALS:** 38
Joe Crispin, 8 games
- **FIELD GOAL ATTEMPTS:** 107
Talor Battle, 8 games
- **3-PT FIELD GOALS:** 20
Joe Crispin, 8 games
- **3-PT FIELD GOAL ATTEMPTS:** 60
Joe Crispin, 8 games
- **FREE THROWS:** 32
Gyasi Cline-Heard, 8 games
- **FREE THROW ATTEMPTS:** 48
Gyasi Cline-Heard, 8 games

TEAM GAME

- **POINTS:** 84
vs. Illinois, 3/11/00
- **POINTS/FEWEST:** 36 (won)
vs. Wisconsin, 3/11/11
- **POINTS/IN A HALF:** 48 (2nd)
vs. Illinois, 3/11/00
- **REBOUNDS:** 40
vs. Michigan, 3/9/00
- **OFFENSIVE REBOUNDS:** 18
vs. Illinois, 3/13/08
- **DEFENSIVE REBOUNDS:** 30
vs. Michigan State, 3/12/11
- **ASSISTS:** 22
vs. Michigan, 3/9/00
- **BLOCKS:** 8
vs. Indiana, 3/8/12
- **STEALS:** 15
vs. Illinois, 3/11/02
- **FOULS:** 29
vs. Iowa, 3/10/01
- **TURNOVERS/MOST:** 26
vs. Northwestern, 3/11/04
- **TURNOVERS/FEWEST:** 5
vs. Wisconsin, 3/11/11
- **FIELD GOALS:** 28
vs. Ohio State, 3/10/00
- **FIELD GOAL ATTEMPTS:** 64
vs. Ohio State, 3/10/06
- **FIELD GOAL PERCENTAGE:** .519
vs. Ohio State, 3/10/00
- **3-PT FIELD GOALS:** 11
vs. Illinois, 3/11/00
- **3-PT FIELD GOAL ATTEMPTS:** 28
vs. Illinois, 3/11/00
- **3-PT FIELD GOAL PERCENTAGE:** .471
(8-17) vs. Indiana, 3/8/12
- **FREE THROWS:** 26
vs. Iowa, 3/10/01
- **FREE THROW ATTEMPTS:** 30
vs. Iowa, 3/10/01
- **FREE THROW %:** .867 (26-30)
vs. Iowa, 3/10/01

TEAM TOURNAMENT

- **POINTS:** 231
2000
- **REBOUNDS:** 139
2011 (4 games)
- **OFFENSIVE REBOUNDS:** 48
2011 (4 games)
- **DEFENSIVE REBOUNDS:** 91
2011 (4 games)
- **ASSISTS:** 58
2000
- **BLOCKS:** 17
2011 (4 games)
- **STEALS:** 32
2000
- **FOULS:** 67
2001
- **TURNOVERS/MOST:** 41
2000
- **TURNOVERS/FEWEST:**
(Min. 2 games): 18, 2006
(Min. 3 games): 25, 2001
- **FIELD GOALS:** 84
2011 (4 games)
- **FIELD GOAL ATTEMPTS:** 200
2011 (4 games)
- **FIELD GOAL PERCENTAGE:**
(Min. 2 games): .479, 2000
- **3-PT FIELD GOALS:** 24
2000 (3 games)
2011 (4 games)
- **3-PT FIELD GOAL ATTEMPTS:** 75
2011 (4 games)
- **3-PT FIELD GOAL PERCENTAGE:**
(Min. 2 games): .375, 2000
- **FREE THROWS:** 62
2001
- **FREE THROW ATTEMPTS:** 75
2001
- **FREE THROW %:**
(min. 2 games): .826, 2001



PENN STATE VS THE BIG TEN TOURNAMENT FIELD SERIES HISTORIES

ILLINOIS

Overall: Illinois leads 25-13
Last Meeting: @ ILL 2/21/13, L, 64-59
In Big Ten Tourn: 0-3
Current Streak: L, 1
At PSU: 7-10
At Illinois: 5-12
Neutral Site: 1-3
Chambers vs. Illinois: 1-1
Last 10 Meetings: 5-5

INDIANA

Overall: Indiana Leads, 33-9
Last Meeting: @ IU, 1/23/13, L, 72-49
In Big Ten Tourn: 2-2
Current Streak: L, 5
At PSU: 5-13
At IU: 2-17
Neutral Site: 2-3
Chambers vs. Indiana: 1-5
Last 10 Meetings: 4-6

IOWA

Overall: Iowa Leads 25-13
Last Meeting: @PSU, 2/14/13, L, 74-72
In Big Ten Tourn: 0-1
Current Streak: L, 2
At PSU: 10-7
At Iowa: 3-15
Neutral Site: 0-3
Chambers vs. Iowa: 1-3
Last 10 Meetings: 4-6

MICHIGAN

Overall: Michigan leads 28-12
Last Meeting: @ PSU, 2/27/13, W, 84-78
In Big Ten Tourn: 2-0
Current Streak: W, 1
At PSU: 7-11
At Michigan: 2-17
Neutral Site: 3-0
Chambers vs. Michigan: 1-3
Last 10 Meetings: 3-7

MICHIGAN STATE

Overall: Michigan State leads 31-7
Last Meeting: @ PSU, 1/16/13, L, 81-72
In Big Ten Tourn: 2-0
Current Streak: L, 2
At PSU: 4-12
At Michigan State: 1-19
Neutral Site: 2-0
Chambers vs. Michigan State: 0-2
Last 10 Meetings: 3-7

MINNESOTA

Overall: Minnesota leads 29-10
Last Meeting: @ MINN, 3/2/13, L, 73-44
In Big Ten Tourn: 0-2
Current Streak: L, 2
At PSU: 8-9
At Minnesota: 2-17
Neutral Site: 0-3
Chambers vs. Minnesota: 0-2
Last 10 Meetings: 3-7

NEBRASKA

Overall: Nebraska leads 4-3
Last Meeting: @ Nebraska, L, 67-53
In Big Ten Tourn: 0-0
Current Streak: L, 2
At PSU: 2-1
At Nebraska: 1-3
Neutral Site: 0-0
Chambers vs. Nebraska: 1-3
Last 10 Meetings: 3-4

NORTHWESTERN

Overall: Penn State leads 27-15
Last Meeting: @ Northwestern, W, 66-59
In Big Ten Tourn: 1-2
Current Streak: W, 1
At PSU: 15-4
At Northwestern: 11-9
Neutral Site: 1-2
Chambers vs. Northwestern: 1-3
Last 10 Meetings: 7-3

OHIO STATE

Overall: Ohio State leads 32-13
Last Meeting: @ PSU, 1/26/13, L, 65-51
In Big Ten Tourn: 1-3
Current Streak: L, 18
At PSU: 7-12
At Ohio State: 4-17
Neutral Site: 2-3
Chambers vs. Ohio State: 0-2
Last 10 Meetings: 0-10

PURDUE

Overall: Purdue Leads 29-11
Last Meeting: @ PSU, 2/5/13, L, 58-49
In Big Ten Tourn: 0-1
Current Streak: L, 3
At PSU: 9-11
At Purdue: 2-17
Neutral Site: 0-1
Chambers vs. Purdue: 1-3
Last 10 Meetings: 1-9

WISCONSIN

Overall: Wisconsin leads 30-10
Last Meeting: @ PSU, L 63-60
In Big Ten Tourn: 1-1
Current Streak: L, 4
At PSU: 7-12
At Wisconsin: 2-17
Neutral Site: 1-1
Chambers vs. Wisconsin: 0-4
Last 10 Meetings: 2-8



HIGHS & LOWS UNDER CHAMBERS

PENN STATE

TEAM GAME HIGHS			TEAM GAME LOWS			INDIVIDUAL GAME HIGHS		
POINTS	84	2x last MICHIGAN (2/27/13)	42	@ Purdue (1/13/13)	30	Frazier, Tim at Nebraska (1/11/12)		
- IN HALF	48 (2nd)	MICHIGAN (2/27/13)	10 (1st)	at Saint Joseph's (11/26/11)				
FIELD GOALS MADE	29	vs. Army (12/8/12)	13	@ Minnesota (3/2/13)	10	3X, Marshall, Jermaine vs MICHIGAN (3/4/12)		
FIELD GOAL ATTS	71	at Saint Joseph's (11/26/11)	42	vs. PENN (12/1/12)	24	Frazier, Tim vs Indiana (B1G) (3/8/12)		
FIELD GOAL %	.565 (26-46)	YOUNGSTOWN ST. (11/23/11)	.259 (15-58)	@ Purdue (1/13/13)	1.000 (7-7)	Borovnjak, Sasa vs MISSISSIPPI (12/4/11)		
3 PT FG MADE	11	YOUNGSTOWN ST. (11/23/11)	2	4X last @ Nebraska (2/9/13)	7	Oliver, Billy vs PURDUE (1/5/12)		
3 PT FG ATTEMPTS	29	at Iowa (2/4/12)	8	@ Wisconsin (1/3/13)	12	Marshall, Jermaine vs. Providence (11/16/12)		
3 PT FG %	.500 (10-20)	2x last MICHIGAN (2/27/13)	.100 (2-20)	vs. PURDUE (2/5/13)	1.000 (3-3)	Woodyard, Cammeron vs CORNELL (12/21/11)		
FT MADE	28	vs. St. Francis (11/9/12)	0	@ Wisconsin (1/3/13)	17	Frazier, Tim vs SAINT FRANCIS (11/9/12)		
FT ATTEMPTS	36	DUQUESNE (12/29/12)	1	@ Wisconsin (1/3/13)	18	Frazier, Tim vs SAINT FRANCIS (11/9/12)		
FT %	.875 (28-32)	vs. St. Francis (11/9/12)	.286 (2-7)	at Saint Joseph's (11/26/11)	1.000 (9-9)	Frazier, Tim at Nebraska (1/11/12)		
	.875 (14-16)	@ Iowa (1/31/13)			.944 (17-18)	Frazier, Tim vs. St. Francis (11/9/12)		
REBOUNDS	50	DUQUESNE (12/29/12)	17	at Purdue (2/29/12)	13	2X Travis, Ross @ Nebraska (2/9/13)		
ASSISTS	17	2X last vs. IOWA (2/14/13)	3	@ Nebraska (2/9/13)	11	Frazier, Tim vs YOUNGSTOWN St. (11/23/11)		
STEALS	15	HARTFORD (11/12/11)	1	2X, DUQUESNE (12/29/12)	6	Frazier, Tim at Nebraska (1/11/12)		
BLOCKED SHOTS	8	vs Indiana (B1G) (3/8/12)	0	3X, last at La Salle (12/5/12)	3	5X, Brandon Taylor @ Minnesota (3/2/13)		
TURNOVERS	23	at Duquesne (12/10/11)	4	vs. OHIO STATE (1/26/13)	8	D.J. Newbill @ Indiana (1/23/13)		
FOULS	31	@ Illinois (2/21/13)	11	YOUNGSTOWN ST. (11/23/11)				

OPPONENT

TEAM GAME HIGHS			TEAM GAME LOWS			INDIVIDUAL GAME HIGHS		
POINTS	88	INDIANA (1/8/12)	43	MOUNT ST. MARY'S (12/18/11)	29	3X Duren, La Salle (12/5/12)		
	53 (2nd)	vs. Akron (11/18/12)	14 (1st)	vs. NEW HAMPSHIRE (12/23/12)		Shields, NEB (1/19/13) & Burke, MICH (2/17/13)		
FIELD GOALS MADE	30	MICHIGAN (2/27/13)	12	NEW HAMPSHIRE (12/23/12)	11	Hardaway, Jr., Tim at Michigan (12/29/11)		
FIELD GOAL ATTS	61	YOUNGSTOWN St. (11/23/11)	38	MINNESOTA (1/15/12)	19	Casey Walker, Delaware State (12/15/12)		
FIELD GOAL %	.595 (25-42)	MICHIGAN (3/4/12)	.226 (12-53)	NEW HAMPSHIRE (12/23/12)	.909 (10-11)	Shields, Shavon vs. Nebraska (1/19/13)		
3 PT FG MADE	16	2X, last at La Salle (12/5/12)	0	vs. PURDUE (2/5/13)	7	2X, Hulls, Jordan vs INDIANA (1/8/12)		
3 PT FG ATTEMPTS	31	2X, last DUQUESNE (12/29/12)	8	@ Purdue (1/13/13)	13	Walker, Casey, DELAWARE ST (12/15/12)		
3 PT FG %	.667 (16-24)	INDIANA (1/8/12)	.000 (0-10)	vs. PURDU (2/5/13)	1.000 (3-3)	3X, Traevon Jackson, WISCONSIN (3/10/13)		
FT MADE	33**	MINNESOTA (1/15/12)	5	RADFORD (11/14/11)	15	Hanlan, Olivier vs. BOSTON COLL (11/28/12)		
FT ATTEMPTS	44	MINNESOTA (1/15/12)	8	RADFORD (11/14/11)	19	Hanlan, Olivier vs. BOSTON COLL (11/28/12)		
FT %	1.000 (16-16)	NEBRASKA (1/19/13)	.476 (10-21)	@ Purdue (1/13/13)	1.000 (10-10)	Watford, Christian vs INDIANA(B1G)(3/8)		
REBOUNDS	46	@ Minnesota (3/2/13)	21	NEBRASKA (2/11/12)	13	2X, Trevor Mbakwe @ Minnesota (3/2/13)		
ASSISTS	21	at Purdue (2/29/12)	4	SOUTH FLORIDA (11/20/11)	9	Delaney, Rob vs LAFAYETTE (12/07/11)		
STEALS	11	2x, last @ Iowa (1/31/13)	1	WISCONSIN (3/10/13)	5	Holloway, Murphy vs MISSISSIPPI (12/4/11)		
BLOCKED SHOTS	12	at Saint Joseph's (11/26/11)	1	5X, last Northwestern (3/7/13)	6	Marshall, Zeke vs. Akron (11/18/12)		
TURNOVERS	26	HARTFORD (11/12/11)	4	at La Salle (12/5/12)	7	Fortune, Josh, Providence (11/16/12)		
FOULS	29	CORNELL (12/21/11)	7	@ Wisconsin (1/3/13)				



2012-13 SEASON HIGHS & LOWS

PENN STATE

TEAM GAME HIGHS			TEAM GAME LOWS			INDIVIDUAL GAME HIGHS		
POINTS	84	2x, last MICHIGAN (2/27/13)	42	@ Purdue (1/13/13)	29	Marshall, Jerm. vs. MICHIGAN ST (1/16/13)		
-- IN A HALF	48 (2nd)	MICHIGAN (2/27/13)	12 (1st)	@ Minnesota (3/2/13)				
FIELD GOALS MADE	29	ARMY (12/8/12)	13	@ Minnesota (3/2/13)	11	Newbill, D.J. vs. IOWA (2/14/13)		
FIELD GOAL ATTS	62	vs. PURDUE (2/5/13)	45	2x last @ Northwestern (3/7/13)	20	2X Tim Frazier vs. N.C. State (11/16/12)		
FIELD GOAL %	.509 (29-57)	ARMY (12/8/12)	.259 (15-58)	@ Purdue (1/13/13)	.777 (7-9)	2X, Sasa Borovnjak vs. DUQUESNE (12/29/12)		
-- IN A HALF	.654 (17-26)	BUCKNELL (11/23/12) (2nd)	.161 (5-31) (1st)	BUCKNELL (11/23/12)		Sasa Borovnjak at Michigan (2/17/13)		
3 PT FG MADE	10	MICHIGAN (2/27/13)	2	3X last @ Nebraska (2/5/13)	6	Marshall, Jermaine vs. MICHIGAN (2/27/13)		
3 PT FG ATTEMPTS	24	ST FRANCIS (11/9/12)	8	@ Wisconsin (1/3/13)	12	Marshall, Jerm. vs. Providence (11/16/12)		
3 PT FG %	.500 (10-20)	MICHIGAN (2/27/13)	.100 (2-20)	vs. PURDUE (2/5/13)	.714 (5-7)	Nick Colella vs. DUQUESNE (12/29/12)		
FT MADE	28	vs. ST FRANCIS (11/9/12)	0	@ Wisconsin (1/3/13)	17	Frazier, Tim vs. SAINT FRANCIS (11/9/12)		
FT ATTEMPTS	36	DUQUESNE (12/29/12)	1	@ Wisconsin (1/3/13)	18	Frazier, Tim vs. SAINT FRANCIS (11/9/12)		
FT %	.875 (28-32)	vs. St. Francis (11/9/12)	.000 (0-1)	@ Wisconsin (1/3/13)	.944 (17-18)	Frazier, Tim vs. St. Francis (11/9/12)		
	.875 (14-16)	@ Iowa (1/31/13)						
REBOUNDS	50	DUQUESNE (12/29/12)	25	2x last @ Northwestern (3/7/13)	13	2X Travis, Ross @ Nebraska (2/9/13)		
ASSISTS	17	IOWA (2/14/13)	3	@ Nebraska (2/5/13)	10	Marshall, Jermaine vs. IOWA (2/14/13)		
STEALS	11	vs. Providence (11/16/12)	1	DUQUESNE (12/29/12)	5	Marshall, Jermaine vs. UNH (12/23/12)		
BLOCKED SHOTS	7	2X last OHIO STATE (1/26/13)	0	at La Salle (12/5/12)	3	2X, Taylor, Brandon @ Minnesota (3/2/13)		
TURNOVERS	19	vs. Indiana (1/7/13)	4	OHIO STATE (1/26/13)	8	Newbill, D.J. @ Indiana (1/23/13)		
FOULS	31	@ Illinois (2/21/13)	17	3x, last @ Northwestern (3/7/13)				

OPPONENT

TEAM GAME HIGHS			TEAM GAME LOWS			INDIVIDUAL GAME HIGHS		
POINTS	85	vs. Akron (11/18/12)	45	NEW HAMPSHIRE (12/23/12)	29	3X Duren, La Salle (12/5/12)		
-- IN A HALF	53 (2nd)	vs. Akron (11/18/12)	14 (1st)	vs. NEW HAMPSHIRE (12/23/12)		Shields, NEB (1/19/13) & Burke, MICH (2/17/13)		
FIELD GOALS MADE	30	MICHIGAN (2/27/13)	12	NEW HAMPSHIRE (12/23/12)	10	Shields, Shavon vs. Nebraska (1/19/13)		
FIELD GOAL ATTS	60	DELAWARE ST (12/15/12)	41	BUCKNELL (11/23/12)	19	Walker, Casey, Delaware State (12/15/12)		
FIELD GOAL %	.563 (27-48)	vs. Akron (11/18/12)	.226 (12-53)	NEW HAMPSHIRE (12/23/12)	.909 (10-11)	Shields, Shavon vs. Nebraska (1/19/13)		
3 PT FG MADE	16	La Salle (12/5/12)	0	vs. PURDUE (2/5/13)	5	Walker, Casey, Delaware State (12/15/12)		
3 PT FG ATTEMPTS	31	2X, DUQUESNE (12/29/12)	8	@ Purdue (1/13/13)	13	Walker, Casey, Delaware State (12/15/12)		
3 PT FG %	.550 (11-20)	@ Indiana (1/23/13)	.000 (0-10)	vs. PURDUE (2/5/13)	1.000 (3-3)	2X, Jackson, Traevon, WISCONSIN (3/10/13)		
FT MADE	32	@ Nebraska (2/9/13)	6	PENN (12/1/12)	15	Hanlan, Olivier Boston College (11/28/12)		
FT ATTEMPTS	41	@ Nebraska (2/9/13)	10	PENN (12/1/12)	19	Hanlan, Olivier vs. BOSTON COLL (11/28/12)		
FT %	1.000 (16-16)	NEBRASKA (1/19/13)	.476 (10-21)	@ Purdue (1/13/13)	1.000 (8-8)	Shields, Shavon vs. Nebraska (1/19/13)		
					.916 (11-12)	Hammons, A.J. vs. PURDUE (2/5/13)		
REBOUNDS	46	@ Minnesota (3/2/13)	22	ST FRANCIS (11/9/12)	13	Mbakwe, Trevor @ Minnesota (3/2/13)		
ASSISTS	20	@ Minnesota (3/2/13)	6	Providence (11/16/12)	7	Welch, Julian @ Minnesota (3/2/13)		
STEALS	11	@ Iowa (1/31/13)	1	WISCONSIN (3/10/13)	4	3X, Turner, Mike, Northwestern (3/7/13)		
BLOCKED SHOTS	9	Akron (11/18/12)	1	7X last Northwestern (3/7/13)	6	Marshall, Zeke, Akron (11/18/12)		
TURNOVERS	21	Providence (11/16/12)	4	2X, @ Wisconsin (1/3/13)	7	Fortune, Josh, Providence (11/16/12)		
FOULS	28	DUQUESNE (12/29/12)	7	@ Wisconsin (1/3/13)				

**Big Ten opponent record



2012-13 PENN STATE RESULTS

DATE	RANK	RANK	W/L	SCORE	RECORD	PSU HIGH SCORER	OPP HIGH SCORER	HIGH REBS	HIGH ASST	ATTENDANCE
11/9			W	65-68	1-0	Frazier (23)	Jackson (19)	Travis (10)	Frazier (6)	7,329
11/15		6/6	L	72-55	1-1	Frazier (23)	Warren (22)	Graham (10)	Frazier (2)	4,224
11/16			W	55-52	OT2-1	Frazier (19)	Batts (17)	Frazier (9)	Frazier (7)	4,224
11/18			L	80-65	2-2	Newbill (20)	Marshall (17)	Travis (10)	Newbill (5)	4,224
11/23			W	60-57	3-2	Marshall (17)	Johnson (18)	Travis (8)	Newbill (7)	7,713
11/28			L	73-61	3-3	Marshall (25)	Hanlan (22)	Travis (13)	Newbill (3)	6,889
12/1			W	58-47	4-3	Marshall (18)	Hicks (10)	Travis (8)	Newbill (5)	7,806
12/5			L	57-82	4-4	Marshall (19)	Duren (29)	Travis (9)	Newbill (5)	4,382
12/8			W	78-70	5-4	Newbill (19)	Ellis (23)	Travis (10)	Newbill (5)	7,247
12/15			W	80-76	OT 6-4	Newbill (22)	Walker (24)	Borovnjak (8)	Newbill & Marshall (5)	5,751
12/23			W	72-45	7-4	Marshall (15)	Myrick & Morris (9)	Travis & Newbill (6)	three with (3)	7,852
12/29			W	84-74	8-4	Newbill (23)	Johnson (19)	Newbill (12)	Newbill (5)	5,521
1/3			L	51-60	8-5	Marshall (19)	Three with (13)	Travis (11)	Newbill (4)	16,156
1/7			L	51-74	8-6	Travis (14)	Watford (16)	Marshall (7)	three with (3)	9,386
1/10			L	54-70	8-7	Newbill (20)	Sobolewski (18)	Travis (9)	Newbill (3)	6,479
1/13			L	42-60	8-8	Taylor (11)	R. Johnson (13)	Travis (8)	Newbill (4)	13,222
1/16		18/18	L	72-81	8-9	Marshall (29)	Payne (20)	Marshall (10)	Newbill (6)	6,585
1/19			L	64-68	8-10	Marshall (18)	Shields (29)	Newbill (7)	Newbill (6)	9,883
1/23		7/8	L	49-72	8-11	Newbill (18)	Oladipo (19)	Newbill (7)	Marshall (2)	17,472
1/26		14/15	L	51-65	8-12	Marshall (16)	Thompson (16)	Graham (6)	Newbill (6)	11,212
1/31			L	67-76	8-13	Newbill (20)	White (27)	Newbill & Travis (6)	Newbill & Marshall (4)	13,369
2/5			L	49-58	8-14	Newbill (17)	R. Johnson (16)	Travis (8)	Newbill (7)	6,270
2/9			L	53-67	8-15	Newbill (17)	Talley (16)	Travis (13)	Newbill (2)	10,853
2/14			L	72-74	8-16	Newbill (26)	Marble (22)	Newbill (8)	Marshall (10)	7,636
2/17		4/5	L	71-79	8-17	Marshall & Borovnjak (17)	Burke (29)	Travis (10)	Newbill (5)	12,693
2/21			L	59-64	8-18	Marshall (20)	Richardson (18)	Borovnjak & Travis (6)	Newbill (5)	14,356
2/27		4/4	W	84-78	9-18	Marshall (25)	Hardaway (19)	Travis (12)	Newbill (5)	8,892
3/2			L	44-73	9-19	Newbill (15)	Mbakwe (13)	Marshall (4)	Newbill (4)	12,562
3/7			W	66-59	10-19	Marshall & Newbill (18)	Marcotullio (22)	Borovnjak (10)	Colella (4)	5,517
3/10		22/21	L	63-60	10-20	Marshall (23)	Jackson (15)	Travis (11)	Newbill (5)	8,701

DOUBLE-FIGURES

POINTS	12-13	CAREER	CONSECUTIVE
Frazier	3	43	-
Marshall	25	46	8
Newbill	27	40	14
Travis	7	12	-
Borovnjak	7	9	-
Taylor	5	6	-
Colella	1	3	-
Graham	-	2	-

REBOUNDS	12-13	CAREER	CONSECUTIVE
Newbill	1	7	-
Travis	8	8	-
Frazier	-	3	-
Graham	1	2	-
Marshall	1	1	-

ASSISTS	12-13	CAREER	CONSECUTIVE
Frazier	-	3	-
Marshall	1	1	-

DOUBLE-DOUBLES

	12-13	CAREER	CONSECUTIVE
Frazier	-	5	-
Last: 23 pts, 10 rebs. vs. NEBRASKA (2/11/12)			
Newbill	1	7	-
Last: 23 pts, 12 rebs vs. DUQUESNE (12/29/12)			
Marshall	2	2	-
Last: 14 pts, 10 assists vs. Iowa (2/14/13)			
Travis	4	4	-
Last: 15 pts, 12 rebounds vs. MICHIGAN (2/27/13)			

20-POINT GAMES

	12-13	CAREER	CONSECUTIVE
Frazier	2	20	-
Last: 23 pts. vs. N.C. State (11/15/12)			
Marshall	5	9	-
Last: 23 pts. vs. WISCONSIN (3/10/13)			
Newbill	9	10	-
Last: 22 pts. vs. WISCONSIN (3/10/13)			

2012-13 RECORD

	OVERALL	HOME	AWAY	NEUTRAL
ALL GAMES	10-20	8-9	1-9	1-2
CONFERENCE	2-16	1-8	1-8	-
NON-CON	8-4	7-1	0-1	1-2
TOURNAMENT	1-2			1-2

SCORE BY PERIODS

	1ST	2ND	OT	2OT	TOTAL
PENN STATE	807	1014	23		1844
OPPONENTS	892	1124	16		2032

MARGINS OF VICTORY

1	2	3	4	5	6	7	8	9	10	11	12	13	14	15+
2	1	1	2	1	1	1	1	1						1

LARGEST: 27 vs. New Hampshire (12/23)

MARGINS OF DEFEAT

1	2	3	4	5	6	7	8	9	10	11	12	13	14	15+
1	1	1	1				1	4			1	1	1	8

LARGEST: 29 @ Minnesota

LARGEST NON-CON LEAD: 34 (2nd) vs. UNH

LARGEST NON-CON DEFICIT: 28 (2nd) vs. Akron

LARGEST BIG TEN LEAD: 12 (1st) @ Northwestern

LARGEST BIG TEN DEFICIT: 35 (2nd) @ Minnesota

LARGEST DEFICIT OVERCOME TO WIN:

15 (2nd) vs. MICHIGAN

LARGEST BIG TEN DEFICIT OVERCOME TO WIN:

15 (2nd) vs. MICHIGAN

2012-13 ATTENDANCE

	G	TOTAL	HIGH	AVERAGE
HOME	17	130,432	11,221	7,672
NEUTRAL	3	12,672	4,224	4,224
AWAY	10	120,582	17,472	12,058
TOTAL	30	263,686	17,472	8,790

LED PENN STATE IN:

POINTS	11-12	12-13	CAREER
Frazier	25	3	31
Marshall	3	14	19
Newbill		12	12
Travis		1	1
Taylor		1	1

REBOUNDS	11-12	12-13	CAREER
Travis	8	18	26
Frazier	7	1	16
Marshall	7	3	10
Graham	7	2	8
Newbill		6	6
Borovnjak	2	3	5

ASSISTS	11-12	12-13	CAREER
Frazier	32	3	70
Newbill		24	24
Marshall	2	6	8
Colella	1	3	4
Travis	2		2
Borovnjak	1		1

STEALS	11-12	12-13	CAREER
Frazier	21	3	48
Marshall	7	12	24
Newbill		12	12
Travis	5	5	10
Colella	2	4	7
Borovnjak	2	4	6
Graham	3		3
Taylor		3	3

BLOCKS	11-12	12-13	CAREER
Graham	10	12	21
Marshall	8	10	18
Borovnjak	5	6	11
Travis	3	6	9
Frazier	4		7
Taylor		6	6
Colella	1	1	2
Newbill		2	2
Jack		1	1



2012-13 GAME-BY-GAME STATISTICS

OPPONENT	DATE	TOTAL		3-POINT				REBOUNDS					POINTS				
		SCORE	W/L	FG-FGA	PCT	FG-FGA	PCT	FT-FTA	PCT	OFF-DEF	TOTAL	PF		ASST	TO	BLK	STL
PENN STATE	11/9	65	W	17-47	.362	3-24	.125	28-32	.875	13-25	38	23	8	17	3	6	65
ST. FRANCIS		58		21-45	.467	7-19	.368	9-14	.643	2-20	22	23	8	16	1	4	58
PENN STATE	11/15	55	L	19-60	.317	3-19	.158	14-17	.824	14-22	36	18	4	13	1	8	55
vs. N.C. State		72		26-52	.500	8-16	.500	12-18	.667	7-29	36	16	12	14	1	8	72
PENN STATE	11/16	55	W	20-53	.377	4-21	.190	11-19	.579	16-19	35	21	10	16	3	11	55
vs. Providence		52	OT	15-45	.333	5-16	.313	17-24	.708	14-21	35	19	6	21	1	8	52
PENN STATE	11/18	60	L	20-55	.364	7-21	.333	13-20	.650	15-14	29	24	8	13	1	5	60
vs. Akron		85		27-48	.563	8-16	.500	23-31	.742	10-25	35	21	14	10	9	7	85
PENN STATE	11/23	60	W	22-57	.386	7-19	.368	9-20	.450	14-24	38	19	9	8	3	8	60
BUCKNELL		57		16-41	.390	5-18	.278	20-25	.800	3-28	31	19	7	13	5	3	57
PENN STATE	11/28	61	L	19-53	.358	6-20	.300	17-25	.680	9-24	33	26	6	13	5	6	61
BOSTON COLLEGE		73		19-45	.422	8-18	.444	27-36	.750	8-30	38	22	13	12	3	8	73
PENN STATE	12/1	58	W	18-45	.400	5-16	.313	17-23	.739	10-25	35	19	8	13	4	6	58
PENN		47		18-49	.367	5-22	.227	6-10	.600	11-19	30	26	12	15	2	5	47
PENN STATE	12/5	57	L	22-50	.440	3-12	.250	10-17	.588	11-25	36	21	11	11	0	2	57
@La Salle		82		24-49	.490	16-31	.516	18-24	.750	5-22	27	17	16	4	2	5	82
PENN STATE	12/8	78	W	29-57	.509	7-19	.368	13-20	.650	11-30	41	21	13	17	3	7	78
ARMY		70		21-54	.389	10-28	.357	18-24	.750	7-20	27	20	15	15	2	7	70
PENN STATE	12/15	80	W	26-53	.491	7-18	.389	21-31	.677	6-32	38	21	15	11	5	2	80
DELAWARE ST.		76		24-60	.400	10-30	.333	18-24	.750	6-28	34	24	10	8	5	6	76
PENN STATE	12/23	72	W	25-54	.463	7-22	.318	15-22	.682	8-32	40	17	13	7	4	8	72
NEW HAMPSHIRE		45		12-53	.226	5-21	.238	16-20	.800	12-22	34	19	8	15	1	3	45
PENN STATE	12/29	84	W	25-59	.424	8-20	.400	26-36	.722	16-34	50	26	12	15	4	1	84
DUQUESNE		74		22-59	.373	9-31	.290	21-29	.724	6-22	28	28	12	10	4	6	74
PENN STATE	1/3	51	L	24-52	.462	3-8	.375	0-1	.000	9-29	38	23	7	15	2	2	51
@ Wisconsin		60		22-57	.386	3-17	.176	13-26	.500	13-19	32	7	10	4	6	7	60
PENN STATE	1/7	51	L	19-60	.317	5-18	.278	8-11	.727	17-18	35	25	10	19	4	4	51
INDIANA		74		22-42	.524	8-16	.500	22-34	.647	7-26	33	18	14	17	2	10	74
PENN STATE	1/10	54	L	18-57	.316	3-15	.200	15-18	.833	15-22	37	23	7	11	3	2	54
NORTHWESTERN		70		22-48	.458	9-22	.409	17-26	.654	8-25	33	16	12	7	7	6	70
PENN STATE	1/13	42	L	15-58	.259	3-12	.250	9-12	.750	14-19	33	18	8	14	6	8	42
@ Purdue		70		23-51	.451	4-8	.500	10-21	.476	12-30	42	15	13	14	6	4	60
PENN STATE	1/16	72	L	24-50	.480	5-16	.313	19-27	.704	4-26	30	23	9	8	1	4	72
MICHIGAN STATE		81		26-55	.473	7-17	.412	22-30	.733	7-26	33	18	17	7	3	5	81
PENN STATE	1/19	64	L	22-57	.386	5-20	.250	15-24	.625	14-22	36	17	10	14	3	5	64
NEBRASKA		68		24-51	.471	4-13	.308	16-16	1.000	5-22	27	20	12	11	4	8	68
PENN STATE	1/23	49	L	17-51	.333	2-15	.133	13-18	.722	10-22	32	29	5	18	7	7	49
@ Indiana		72		20-44	.455	11-20	.550	21-37	.568	14-25	39	19	14	18	4	8	72
PENN STATE	1/26	51	L	17-47	.362	4-17	.235	13-22	.591	2-23	25	19	11	4	7	3	51
OHIO STATE		65		21-48	.438	4-9	.444	19-23	.826	6-33	39	17	10	8	4	3	65
PENN STATE	1/31	67	L	23-58	.397	7-23	.304	14-16	.875	13-19	32	26	10	18	4	8	67
@ Iowa		76		20-50	.400	5-21	.238	31-39	.795	14-24	38	15	18	14	6	11	76
PENN STATE	2/5	49	L	19-62	.306	2-20	.100	9-13	.692	11-26	37	24	10	8	1	4	49
PURDUE		58		20-49	.408	0-10	.000	18-29	.621	8-34	42	14	8	10	5	3	58
PENN STATE	2/9	53	L	14-48	.292	2-10	.200	23-32	.719	13-26	39	28	3	14	1	5	53
@ Nebraska		67		15-46	.326	5-18	.278	32-41	.780	11-29	40	23	11	8	6	5	67
PENN STATE	2/14	72	L	27-61	.443	8-17	.471	10-15	.667	9-20	29	19	17	6	4	7	72
IOWA		74		24-54	.444	6-21	.286	20-26	.769	14-26	40	19	15	13	7	5	74
PENN STATE	2/17	71	L	25-57	.439	6-18	.333	15-17	.882	10-25	35	25	15	13	1	2	71
@ Michigan		79		23-49	.469	6-18	.333	27-35	.771	7-22	29	15	12	6	2	4	79
PENN STATE	2/21	59	L	21-48	.438	8-19	.421	9-16	.563	11-23	34	31	11	16	2	4	59
@ Illinois				17-43	.395	7-24	.292	23-36	.639	6-19	25	21	8	11	1	5	64
PENN STATE	2/27	84	W	27-57	.474	10-20	.500	20-27	.741	10-20	30	17	15	9	3	9	84
MICHIGAN		78		30-58	.517	5-20	.250	13-20	.650	14-23	37	21	13	15	1	6	78
PENN STATE	3/2	44	L	13-48	.271	3-14	.214	15-23	.652	7-23	30	24	9	10	5	4	44
@ Minnesota		73		27-54	.500	5-17	.294	14-24	.583	12-34	46	23	20	10	5	6	73
PENN STATE	3/7	66	W	22-45	.489	22-45	.412	15-25	.600	10-28	38	17	12	16	3	10	66
@ Northwestern		59		17-49	.347	8-23	.348	17-19	.895	5-18	23	19	15	15	1	8	59
PENN STATE	3/10	60	L	23-53	.434	3-9	.333	11-14	.786	7-24	31	19	7	6	2	3	60
WISCONSIN		63		22/51	.431	7-21	.333	12-15	.800	6-22	28	15	13	8	3	1	63

2012-13 PENN STATE BASKETBALL



Patrick Chambers
Head Coach
2nd Year



1
Akosa Maduegbunam
G • 6-3 • 200 • Fr.
Boston, Mass.



2
D.J. Newbill
G • 6-4 • 205 • So.
Philadelphia, Pa.




5
Donovan Jack
F • 6-9 • 205 • Fr.
Reading, Pa.




10
Brandon Taylor
F • 6-7 • 235 • Fr.
Tabernacle, N.J.



Eugene Burroughs
Assoc. Head Coach
2nd Year



Keith Urgo
Assistant Coach
2nd Year



11
Jermaine Marshall
G • 6-4 • 205 • Jr.
Etters, Pa.



14
Kevin Montminy
G • 6-3 • 185 • So.
Centre Hall, Pa.




20
Nick Colella
G • 6-3 • 195 • Sr.
New Castle, Pa.



21
Sasa Borovnjak
F • 6-9 • 240 • Jr.
Belgrade, Serbia



Brian Daly
Assistant Coach
2nd Year



Ross Condon
Dir. of Operations
2nd Year




23
Tim Frazier
G • 6-1 • 170 • Sr.
Houston, Texas




24
Zach Cooper
G • 6-1 • 170 • Jr.
Ijamsville, Md.



25
Jon Graham
F • 6-8 • 225 • So.
Baltimore, Md.



32
Pat Ackerman
F • 6-11 • 220 • So.
Rutland, Mass.



Adam Fisher
Director of Player
Development
2nd Year



David Caporaletti
On Campus
Recruiting Coord.
2nd Year



34
Alan Wisniewski
F • 6-9 • 230 • Jr.
Sterling Heights, Mich.



35
Kevin Onyeaka
F • 6-5 • 205 • Jr.
Harrisburg, Pa.



43
Ross Travis
F • 6-6 • 225 • So.
Chaska, Minn.



John Johnson
G • 6-1 • 175 • So.
Philadelphia, Pa.



Brad Pantall
Strength Coach
7th Year



Jon Salazer
Trainer
16th Year



#1 • AKOSA MADUEGBUNAM

Fr. • GUARD • 6-1 • 200
BOSTON, MASS. • CHARLESTOWN HS/WINCHENDON SCHOOL
UNDECIDED

NOTABLE/CAREER HIGHLIGHTS

- Name pronounced: ugh-COE-sa MAD-a-WAY-boo-nam
- Owns a team-best 35-inch vertical
- Parents immigrated to the United States from Nigeria in 1987
- O

2012-13 SEASON HIGHLIGHTS

- Saw the first action of his career with six minutes vs. Akron in the Puerto Rico Tip-Off.
- Scored his first career points with a jumper vs. Delaware State on Dec. 15.
- Played a season high 18 minutes at Purdue making one field goal.

CAREER HIGHS

POINTS: 2, 3X
@ Purdue (1/13/13)REBOUNDS: 2, 2X
vs. Duquesne (12/29/12)ASSISTS: 1
vs. Delaware State (12/15/12)

STEALS: -

BLOCKS: -

MINUTES: 18
@ Purdue (1/13/13)FIELD GOALS: 1, 2X
@ Purdue (1/13/13)FG ATTEMPTS: 4
@ Purdue (1/13/13)

FG PERCENTAGE: -

3-POINTERS: -

3PT ATTEMPTS: 2, 2X
@ Purdue (1/13/13)

3PT PERCENTAGE: -

FREE THROWS: 2
vs. Duquesne (12/29/12)FT ATTEMPTS: 2, 2X
vs. Duquesne (12/29/12)

FT PERCENTAGE: -

PERSONAL FILE

BIRTHDAY: Nov. 29, 1992

FAMILY: Gina (mother), Judy (sister),
Duby (brother), Ofili (father) passed
away in 2002

2012-13 GAME-BY-GAME

OPPONENT	DATE	TOTAL		3-POINT		FREE THROWS		REBOUNDS		PF	A	TO	BLK	STL	PTS
		GS	MIN	FG-FGA	PCT	FG-FGA	PCT	FT-FTA	PCT						
ST. FRANCIS	11/9		DNP												
vs. N.C. State	11/15		DNP												
vs. Providence	11/16		DNP												
vs. Akron	11/18	6	0-0	.000	0-0	.000	0-0	.000	0-0	0	0	0	0	0	0
BC	11/28	1	0-1	.000	0-1	.000	0-0	.000	0-0	0	0	0	0	0	0
PENN	12/1	5	0-0	.000	0-0	.000	0-0	.000	0-0	0	0	0	0	0	0
@La Salle	12/5	3	0-1	.000	0-1	.000	0-0	.000	1-0	1	0	0	0	0	0
ARMY	12/8	1	0-0	.000	0-0	.000	0-0	.000	0-0	0	0	0	0	0	0
DELAWARE ST	12/15	4	1-2	.500	0-1	.000	0-2	.000	0-2	2	1	1	0	0	2
UNH	12/23	4	0-2	.000	0-2	.000	0-0	.000	0-0	0	0	0	0	0	0
DUQUESNE	12/29	1	0-0	.000	0-0	.000	2-2	1.000	1-1	2	0	0	0	0	2
@Wisconsin			DNP												
INDIANA	1/7		DNP												
NWESTERN	1/10	1	0-0	.000	0-0	.000	0-0	.000	0-1	1	0	1	0	0	0
@ Purdue	1/13	18	1-4	.250	0-2	.000	0-0	.000	0-1	1	2	0	0	0	2
MICHIGAN ST	1/16		DNP												
NEBRASKA	1/19		DNP												
@ Indiana	1/23	1	0-0	.000	0-0	.000	0-0	.000	0-0	0	0	0	0	0	0
OHIO STATE	1/26		DNP												
@ Iowa	1/31		DNP												
PURDUE	2/5	2	0-1	.000	0-1	.000	0-0	.000	1-0	1	0	1	0	0	0
@ Nebraska	2/9	5	0-1	.000	0-0	.000	0-0	.000	0-0	0	1	0	0	0	0
IOWA	2/14		DNP												
@ Michigan	2/17		DNP												
@ Illinois	2/21	1	0-0	.000	0-0	.000	0-0	.000	0-0	0	0	0	0	0	0
MICHIGAN	2/27		DNP												
@ Minnesota	3/2		DNP												
@Northwestern	3/7		DNP												
WISCONSIN	3/10		DNP												

CAREER STATISTICS

Season	gp-gs	min/avg	Total		3-Point		F-Throws		Rebounds				Scoring							
			fg-fga	pct	fg-fga	pct	ft-fta	pct	off	def	tot	avg	pf	fo	ast	to	blk	stl	pts	avg
2012-13	14-0	53/3.8	2-12	.167	0-8	.000	2-4	.500	3	5	8	0.6	4	0	2	0	0	0	6	0.4
TOTAL	14-0	53/3.8	2-12	.167	0-8	.000	2-4	.500	3	5	8	0.6	4	0	2	0	0	0	6	0.4

#2 • D.J. NEWBILL

RS-So. • GUARD • 6-4 • 205
PHILADELPHIA, PA. • STRAWBERRY MANSION HS • SOUTHERN MISSISSIPPI UNDECIDED



CAREER HIGHS

- POINTS:** 27
vs. Michigan State (1/16/13)
- REBOUNDS:** 16
vs. UTEP (2/16/11)*
- ASSISTS:** 7, 2X
last vs. Purdue (2/5/13)
- STEALS:** 4, 2X
Last vs. Indiana (1/23/13)
- BLOCKS:** 2
vs. St. Louis (12/23/10)*
- MINUTES:** 40, 5x
last vs Wisconsin (3/10/13)
- FIELD GOALS:** 11
vs. Iowa (2/14/13)
- FG ATTEMPTS:** 20, 2x
vs. Wisconsin (3/10/13)
- FG PERCENTAGE:** .875 (7-8)
vs. UCF (1/15/11)*
- 3-POINTERS:** 3
vs. Iowa (2/14/13)
- 3PT ATTEMPTS:** 7
vs. St. Francis (11/9/12)
- 3PT PERCENTAGE:** .600 (3-5)
vs. Spring Hill (11/27/10)*
- FREE THROWS:** 12
vs. Iowa (2/14/13)
- FT ATTEMPTS:** 16
vs. Duquesne (12/29/12)
- FT PERCENTAGE:** 1.000 (5-5)
vs. Alcorn State (12/1/10)
.900 (9-10)
vs. St. Francis (11/9/12)

* At Southern Mississippi

PERSONAL FILE

BIRTHDAY: May 22, 1992
FAMILY: Towanda Roach (mother),
passed away Sept. 15, 2012;
Dominic (brother), Dante (brother),

NOTABLE/CAREER HIGHLIGHTS

- Honorable mention All-Big Ten (2013).
- Earned No. 4 spot on ESPN Sportscenter's plays of the day with a drive and monstrous slam over 6-10 Wisconsin center Jared Berggren (1/3).
- Sat out last season after transferring from Southern Miss.
- Cut weight from 225 to 205 for 2012-13 season.
- A 2011 Conference USA All-Freshman Team selection at Southern Miss.
- Started all 32 games as a freshman at Southern Miss, ranked third on the team in scoring (9.2) and second in rebounding (6.2) on team that went 22-10.

2012-13 SEASON HIGHLIGHTS

- Hit 9-of-10 at the foul line for 16 points and added seven rebounds in his Penn State debut vs. St. Francis (11/9/12)
- Scored 20 points and led Penn State with 5 assists while adding six boards while running the point for most of the game in place of an injured Tim Frazier in the Lions loss to Akron.
- Made his first start at point guard vs. Bucknell and posted a career high seven assists and 10 points and seven rebounds.
- Scored 22 points on 2-of-3 from three and 8-of-11 from the foul line in a loss to Boston College.
- Scored 22 points, including a pair of late layups, one the game winning points, and added five assists and five rebounds in a win over Delaware State.
- Scored 23 points on a career best 12-of-16 at the foul line and added 12 rebounds and five assists for his first double-double at Penn State leading the Lions over Duquesne.
- Had two monstrous dunks and posted 12 points and eight rebounds in a loss at Wisconsin.
- Led Penn State with 20 points vs. Northwestern
- Scored a career high 27 points and had a team-best six as-
- sists in a loss to Michigan State. Hit 8-of-12 (66%).
- Led Penn State with 18 points, seven rebounds and a career high tying four steals in a loss at No. 7 Indiana.
- Posted 15 points and six assists with just one turnover in 39 minutes vs. Ohio State's Aaron Craft.
- Led Penn State with 20 points and six rebounds at Iowa.
- Led Penn State with 17 points and career high tying seven assists in 40 minutes vs. Purdue (2/5).
- Led Penn State with 26 points and eight rebounds while hitting a career-best three treys vs. Iowa while guarding the Hawkeyes hottest offensive player all night.
- Led Penn State with 18 points, including a big jumper with 1:33 to play to extend PSU's lead to six, while shooting 8-of-14 in a win at Northwestern.
- Posted his ninth 20-point game with 22 and added five assists in a close, 63-60, loss to No. 22 Wisconsin

2012-13 GAME-BY-GAME

OPPONENT	DATE	GS	MIN	TOTAL		3-POINT		FREE THROWS		REBOUNDS			PF	A	TO	BLK	STL	PTS
				FG-FGA	PCT	FG-FGA	PCT	FT-FTA	PCT	O-D	TOTAL							
ST. FRANCIS	11/9	*	35	3-10	.300	1-7	.142	9-10	.900	2-5	7	2	1	4	0	1	16	
vs. N.C. State	11/15	*	36	6-12	.500	1-3	.333	0-1	.000	2-1	3	3	1	5	0	2	13	
vs. Providence	11/16	*	35	3-5	.600	0-1	.000	3-3	1.000	2-4	6	3	3	4	0	0	9	
vs. Akron	11/18	*	34	8-17	.470	1-3	.333	3-7	.428	3-3	6	4	5	3	0	2	20	
BUCKNELL	11/23	*	37	5-18	.278	0-2	.000	0-4	.000	2-5	7	1	7	4	1	0	10	
BC	11/28	*	36	6-13	.462	2-3	.667	8-11	.727	0-5	5	5	3	6	0	1	22	
PENN	12/1	*	31	5-10	.500	0-1	.000	3-5	.600	1-4	4	3	4	2	0	4	13	
@La Salle	12/5	*	40	5-13	.385	0-1	.000	2-6	.333	1-5	6	2	5	2	0	0	12	
ARMY	12/8	*	35	7-15	.467	0-2	.000	5-7	.714	2-4	6	2	5	4	0	1	19	
DELAWARE ST	12/15	*	34	8-13	.615	1-2	.500	5-6	.833	1-4	5	4	5	3	0	0	22	
UNH	12/23	*	34	2-6	.333	0-2	.000	6-10	.600	1-5	6	2	3	2	1	0	10	
DUQUESNE	12/29	*	39	5-14	.357	1-2	.500	12-16	.750	3-9	12	2	5	4	0	0	23	
@ Wisconsin	1/3	*	34	6-15	.400	0-0	.000	0-0	.000	2-6	8	5	4	5	0	1	12	
INDIANA	1/7	*	38	3-15	.200	0-3	.000	2-3	.667	2-4	6	2	3	5	0	2	8	
NWERN	1/10	*	36	6-19	.316	0-3	.000	8-9	.889	3-1	4	4	3	2	0	1	20	
@Purdue	1/13	*	36	3-12	.250	0-0	.000	3-4	.750	2-4	6	2	4	2	1	0	9	
MICHIGAN ST	1/16	*	37	8-12	.667	0-1	.000	11-15	.733	0-2	2	1	6	3	0	1	27	
NEBRASKA	1/19	*	33	3-11	.273	0-3	.000	5-9	.556	2-5	7	3	6	6	1	1	11	
@ Indiana	1/23	*	39	7-17	.412	0-2	.000	4-6	.667	1-6	7	1	1	8	1	4	18	
OHIO STATE	1/26	*	39	5-9	.556	0-0	.000	5-8	.625	1-3	4	4	6	1	1	2	15	
@ Iowa	1/31	*	40	7-17	.412	1-4	.250	5-5	1.000	2-4	6	2	4	5	0	2	20	
PURDUE	2/5	*	40	6-14	.429	0-2	.000	5-6	.833	1-2	3	4	7	4	0	0	17	
@ Nebraska	2/9	*	32	4-14	.286	0-2	.000	9-12	.750	1-3	4	4	2	5	0	2	17	
IOWA	2/14	*	38	11-20	.550	3-5	.600	1-1	1.000	2-6	8	2	2	1	1	2	26	
@ Michigan	2/17	*	30	4-12	.333	1-2	.500	2-3	.667	1-2	3	4	5	4	0	0	11	
@ Illinois	2/21	*	39	4-14	.286	2-5	.400	2-5	.400	3-0	3	4	5	7	0	1	12	
MICHIGAN	2/27	*	40	6-13	.462	2-4	.500	3-4	.750	1-0	1	3	5	4	0	2	17	
@ Minnesota	3/2	*	39	2-16	.125	1-4	.250	10-14	.714	1-2	3	3	4	3	0	1	15	
@ Northwestern	3/7	*	36	8-14	.571	2-3	.667	0-2	.000	0-0	0	3	3	7	0	2	18	
WISCONSIN	3/10	*	40	9-20	.450	1-2	.500	3-4	.750	0-0	0	3	5	1	0	0	22	
BTT																		

CAREER STATISTICS

Season	gp-gs	min/avg	Total		3-Point		F-Throws		Rebounds				Scoring							
			fg-fga	pct	fg-fga	pct	ft-fta	pct	off	def	tot	avg	pf	fo	ast	to	blk	stl	pts	avg
2010-11*	32-32	977/30.5	100-187	.535	6-14	.429	87-126	.690	97	102	199	6.2	89	2	52	60	3	24	293	9.2
2012-13	30-30	1093/36.4	165-410	.402	20-74	.270	134-196	.684	45	104	149	5.0	87	2	122	116	7	35	484	16.1
TOTAL	30-30	1093/36.4	165-410	.402	20-74	.270	134-196	.684	45	104	149	5.0	87	2	122	116	7	35	484	16.1
All*	62-62	2070/33.4	265-597	.444	26-88	.295	221-322	.686	142	206	348	5.6	176	4	174	176	10	59	777	12.5



#5 • DONOVON JACK

Fr. • FORWARD • 6-9 • 205
READING, PA. • BERKS CATHOLIC
UNDECIDED

CAREER HIGHS

POINTS: 8
vs. Delaware St. (12/15/12)**REBOUNDS:** 4
vs. Duquesne (12/29/12)**ASSISTS:** -**STEALS:** 1
vs. N.C. State (11/15/12)**BLOCKS:** 1, 3X
Last vs. Indiana (1/23/13)**MINUTES:** 14
@ Iowa (1/31/13)**FIELD GOALS:** 4
vs. Delaware St. (12/15/12)**FG ATTEMPTS:** 5
vs. Delaware St. (12/15/12)**FG PERCENTAGE:** .800 (4-5)
vs. Delaware St. (12/15/12)**3-POINTERS:** 1
vs. Indiana (1/7/13)**3PT ATTEMPTS:** 2
vs. Indiana (1/7/13)**3PT PERCENTAGE:** -**FREE THROWS:** 2, 2X
vs. Indiana (1/7/13)**FT ATTEMPTS:** 2, 4X
vs. Indiana (1/7/13)**FT PERCENTAGE:** -

PERSONAL FILE

BIRTHDAY: Nov. 18, 1993**FAMILY:** Donna (mother), Curt (father),
Connor (brother), Casey (brother),
Delaney (sister)Both his father and mother played
collegiate basketball; Donna at Divi-
sion I Manhattan College and Curt at
Muhlenberg College.

NOTABLE/CAREER HIGHLIGHTS

■ Diagnosed with a stress fracture in right foot on Feb. 19 and
will likely miss remainder of the season.■ --
■ --
■ --
■ --■ --
■ --
■ --

2012-13 SEASON HIGHLIGHTS

■ Scored his first career points with a three-point play in a loss
at La Salle on Dec. 5.■ Posted eight points on 4-of-5 shooting, including six straight
points during one stretch, and added three rebounds and block
in a win vs. Delaware State.■ Scored for the second straight game posting six points and
tying a career high with three rebounds and a blocked shot in
13 minutes vs. New Hampshire.■ --
■ --
■ --

2012-13 GAME-BY-GAME

OPPONENT	DATE	GS	MIN	TOTAL		3-POINT		FREE THROWS		REBOUNDS		PF	A	TO	BLK	STL	PTS
				FG-FGA	PCT	FG-FGA	PCT	FT-FTA	PCT	O-D	TOTAL						
ST. FRANCIS	11/9		DNP														
vs. N.C. State	11/15	6	0-0	.000	0-0	.000	0-0	.000	0-0	0-1	1	1	0	0	0	1	0
vs. Providence	11/16		DNP														
vs. Akron	11/18	2	0-1	.000	0-0	.000	0-0	.000	0-0	0	0	0	0	0	0	0	0
BC	11/28	2	0-0	.000	0-0	.000	0-0	.000	0-0	0	1	0	0	0	0	0	0
PENN	12/1	1	0-0	.000	0-0	.000	0-0	.000	0-0	0	0	0	0	0	0	0	0
@La Salle	12/5	5	1-1	1.000	0-0	.000	1-1	1.000	0-0	0	0	0	0	0	0	3	
ARMY	12/8	6	0-1	.000	0-0	.000	0-0	.000	0-0	0	1	0	1	0	0	0	0
DELAWARE ST	12/15	12	4-5	.800	0-0	.000	0-2	.000	1-2	3	3	0	0	1	0	8	
UNH	12/23	13	2-2	1.000	0-0	.000	2-2	1.000	0-3	3	2	0	0	1	0	6	
DUQUESNE	12/29	9	1-2	.500	0-0	.000	1-2	.500	2-2	4	0	0	1	0	0	3	
@ Wisconsin	1/3	8	0-1	.000	0-0	.000	0-0	.000	0-2	2	2	0	0	0	0	0	0
INDIANA	1/7	8	1-2	.500	1-2	.500	2-2	1.000	1-1	2	2	0	1	0	0	5	
NWERN	1/10	5	0-1	.000	0-0	.000	0-0	.000	1-0	1	0	0	0	0	0	0	0
@ Purdue	1/13		DNP														
MICHIGAN ST	1/16		DNP														
NEBRASKA	1/19	3	0-0	.000	0-0	.000	0-0	.000	0-0	0	1	0	1	0	0	0	0
@ Indiana	1/23	11	0-3	.000	0-0	.000	0-0	.000	0-0	0	3	0	1	1	0	0	0
OHIO STATE	1/26	5	1-2	.500	0-0	.000	0-0	.000	0-1	1	0	0	0	0	0	2	
@ Iowa	1/31	14	1-1	1.000	0-0	.000	0-0	.000	0-0	0	1	0	2	0	0	2	
PURDUE	2/5	2	0-1	.000	0-0	.000	0-0	.000	0-0	0	0	0	0	0	0	0	0
@ Nebraska	2/9		DNP														
IOWA	2/14		DNP														
@ Michigan	2/17		DNP														
@ Illinois	2/21		DNP														
MICHIGAN	2/27		DNP														
@ Minnesota	3/2		DNP														
@ Northwestern	3/7		DNP														
WISCONSIN	3/10		DNP														

CAREER STATISTICS

Season	gp-gs	min/avg	Total		3-Point		F-Throws		Rebounds				Scoring							
			fg-fga	pct	fg-fga	pct	ft-fta	pct	off	def	tot	avg	pf	fo	ast	to	blk	stl	pts	avg
2012-13	17-0	112/6.6	11-23	.478	1-2	.500	6-9	.667	5	12	17	1.0	17	0	0	7	3	2	29	1.7
TOTAL	17-0	112/6.6	11-23	.478	1-2	.500	6-9	.667	5	12	17	1.0	17	0	0	7	3	2	29	1.7



#10 • BRANDON TAYLOR

Fr. • FORWARD • 6-7 • 235
 TABERNACLE, N.J. • TRENTON CATHOLIC
 UNDECIDED



NOTABLE/CAREER HIGHLIGHTS

- Made his first career start vs. Bucknell (11/23) and scored 16 points.
- Led Penn State in scoring for the first time on his career with 11 points in a loss at Purdue.
- --
- --
- --
- --

■ --
■ --
■ --
■ --

2012-13 SEASON HIGHLIGHTS

- Scored his first career points logging two in 11 minutes of action vs. No. 6 N.C. State in Puerto Rico.
- Posted a career high 10 points on 2-of-4 from three and added three rebounds and a block in 22 minutes of a loss to Akron in Puerto Rico.
- Scored 16 points in just 20 minutes of action going 4-of-8 from three in his first career start vs. Bucknell (11/23)
- Scored all 11 of his points in the first half, hitting 3-of-4 from three in the half to help the Lions to a 31-22 halftime lead vs. Penn. Added a career high seven rebounds.
- Scored 14 points on 2-of-4 from three in a victory over Army
- Led Penn State with 11 points, all in the first half, in a loss at Purdue, including a half court three-pointer as the first half clock expired.

CAREER HIGHS

POINTS:	16
	vs. Bucknell (11/23/12)
REBOUNDS:	7
	vs. Penn (12/1/12)
ASSISTS:	1, 5X
	vs. Indiana (1/7/13)
STEALS:	1, 4X
	vs. Michigan State (1/16/13)
BLOCKS:	2
	vs. Delaware State (1/16/13)
MINUTES:	31
	vs. Penn (12/1/12)
FIELD GOALS:	6
	vs. Bucknell (11/23/12)
FG ATTEMPTS:	14
	@ Purdue (1/16/13)
FG PERCENTAGE:	.666 (4-6)
	vs. Akron (11/18/12)
3-POINTERS:	4
	vs. Bucknell (11/23/12)
3PT ATTEMPTS:	8
	vs. Bucknell (11/23/12)
3PT PERCENTAGE:	.500 (4-8)
	vs. Bucknell (11/23/12)
FREE THROWS:	2, 4x
	vs. Duquesne (12/29/12)
FT ATTEMPTS:	2, 6X
	last vs. Indiana (1/7/13)
FT PERCENTAGE:	-

PERSONAL FILE

BIRTHDAY: Aug. 1, 1994
FAMILY: Audrey (mother), Byron (father), Jayson (brother).
 His cousin, Tiffany Stansbury, was a two-time All-ACC selection at N.C. State. His uncle, Terence Stansbury, played at Temple and three seasons in the NBA.

2012-13 GAME-BY-GAME

OPPONENT	DATE	GS	MIN	TOTAL		3-POINT		FREE THROWS		REBOUNDS		PF	A	TO	BLK	STL	PTS
				FG-FGA	PCT	FG-FGA	PCT	FT-FTA	PCT	O-D	TOTAL						
ST. FRANCIS	11/9	5	0-2	.000	0-1	.000	0-0	.000	1-1	2	1	0	0	0	0	0	0
vs. N.C. State	11/15	11	1-3	.333	0-2	.000	0-0	.000	1-1	2	4	0	0	0	0	0	2
vs. Providence	11/16	18	2-3	.666	0-0	.000	0-0	.000	1-1	2	2	0	1	1	0	0	4
vs. Akron	11/18	22	4-6	.666	2-4	.500	0-0	.000	1-2	3	3	1	1	1	0	0	10
BUCKNELL	11/23	* 20	6-11	.545	4-8	.500	0-0	.000	0-3	3	4	0	1	0	0	0	16
BC	11/28	* 23	1-2	.500	0-1	.000	1-2	.500	0-2	2	5	0	1	0	0	1	3
PENN	12/1	* 31	3-7	.429	3-6	.500	2-2	1.000	1-6	7	3	0	2	0	0	0	11
@ La Salle	12/5	* 15	1-4	.250	1-4	.250	0-0	.000	1-4	5	2	1	2	0	0	0	3
ARMY	12/8	* 26	5-10	.500	2-4	.500	2-2	1.000	1-3	4	3	0	1	1	0	0	14
DELAWARE ST	12/15	* 33	2-7	.286	1-4	.250	2-2	1.000	0-4	4	1	1	2	2	1	0	7
UNH	12/23	* 27	4-9	.444	2-5	.400	0-1	.000	1-4	5	2	1	2	1	0	0	10
DUQUESNE	12/29	* 28	2-7	.286	2-6	.333	2-2	1.000	1-3	4	4	0	0	0	0	1	8
@ Wisconsin	1/3	* 28	3-6	.500	2-3	.667	0-1	.000	0-2	2	3	0	2	0	0	0	8
INDIANA	1/7	* 13	1-4	.250	1-3	.333	1-2	.500	1-1	2	5	1	1	0	0	0	4
NWESTERN	1/10	* 20	1-6	.167	0-2	.000	0-0	.000	1-4	5	4	0	3	0	0	0	2
@ Purdue	1/13	* 30	4-14	.286	3-7	.429	0-0	.000	4-2	6	2	0	2	1	0	0	11
MICHIGAN ST	1/16	* 28	0-6	.000	0-5	.000	0-0	.000	0-5	5	4	0	1	1	1	0	0
NEBRASKA	1/19	* 27	4-7	.571	1-3	.333	0-0	.000	2-4	6	2	0	2	0	0	0	9
@ Indiana	1/23	* 23	0-6	.000	0-3	.000	0-0	.000	1-2	3	5	0	1	1	0	0	0
1/26	1/26	20	1-8	.125	1-8	.125	0-0	.000	0-3	3	2	0	0	0	0	1	3
@ Iowa	1/31	* 19	3-7	.429	2-6	.333	0-0	.000	0-2	2	5	0	2	0	0	1	8
PURDUE	2/5	* 28	2-8	.250	1-6	.167	0-0	.000	2-3	5	1	0	0	0	0	0	5
@ Nebraska	2/9	* 13	0-3	.000	0-1	.000	0-0	.000	0-0	0	4	0	2	0	0	1	0
IOWA	2/14	22	2-5	.400	1-3	.333	0-0	.000	1-3	4	2	2	0	0	0	1	5
@ Michigan	2/17	15	2-5	.400	2-5	.400	0-0	.000	1-1	2	1	0	0	0	0	0	6
@ Illinois	2/21	16	0-2	.000	0-2	.000	0-0	.000	1-2	3	4	0	1	0	0	1	0
MICHIGAN	2/27	12	3-5	.600	1-3	.333	0-0	.000	1-1	2	3	0	0	0	0	0	7
@ Minnesota	3/2	21	2-6	.333	0-4	.000	0-0	.000	0-3	3	2	1	1	3	0	0	4
@ Northwestern	3/7	11	0-2	.000	0-2	.000	0-0	.000	1-2	3	0	0	0	0	1	0	0
WISCONSIN	3/10	7	0-1	.000	0-1	.000	0-0	.000	0-1	1	0	0	0	0	0	0	0

CAREER STATISTICS

Season	gp-gs	min/avg	Total		3-Point		F-Throws		Rebounds				Scoring							
			fg-fga	pct	fg-fga	pct	ft-fta	pct	off	def	tot	avg	pf	fo	ast	to	blk	stl	pts	avg
2012-13	30-18	612/20.4	59-172	.343	32-112	.286	10-14	.714	25	75	100	3.3	83	4	8	31	13	9	160	5.3
TOTAL	30-18	612/20.4	59-172	.343	32-112	.286	10-14	.714	25	75	100	3.3	83	4	8	31	13	9	160	5.3

#11 • JERMAINE MARSHALL

RS-Jr. • GUARD • 6-4 • 205
 ETTERS, PA. • RED LAND
 HUMAN DEVELOPMENT & FAMILY STUDIES



NOTABLE/CAREER HIGHLIGHTS

- Honorable Mention All-Big Ten (2013).
- 13th All-time in career threes at Penn State with 105.
- Riding career-best streak of 8-straight double-figure scoring games.
- 20 double-digit scoring games in 2011-12, including career-high 27 in final regular season game vs. Michigan.
- FOUR 20-point games in 2011-12
- SECOND leading scorer on team (10.9 ppg) in 2011-12
- Led team with 43 threes, second with 32 steals in 2011-12.
- Missed senior year of high school with a torn patella tendon.
- Redshirted freshman season as he rehabbed the knee injury and added 15 pounds of muscle.

2012-13 SEASON HIGHLIGHTS

- Led the team with 17 points, 15 in the second half, in a 60-57 comeback-from-behind victory over Bucknell.
- Led Penn State with 25 points, including 11 in a late 18-1 run that cut a 20-point lead to three, in a loss to Boston College.
- Led Penn State with 18 points on 9-of-10 from the free throw line, equaling a career most free throws made.
- Led Penn State for the fourth straight game with 19 points vs. La Salle.
- Posted four assists, four steals and added 16 points while spending a great deal of time a point guard in a win over Army.
- Posted five assists to go with 15 points while splitting time at point guard in a career-high 42 minutes of action in a victory over Delaware State. Hit a big three to tie the game late in overtime.
- Led Penn State in scoring for the fifth time on the year with 15 points and added a career high five steals in just 24 minutes vs. New Hampshire. Hit 3-of-5 from three.
- Led Penn State with 19 points on 9-of-14 shooting in a loss at Wisconsin (1/3). Back-to-back jumpers brought PSU within one with 2:52 to play.
- Scored a career high 29 points on 10-of-18 (55%) and pulled down a career high 10 rebounds in a loss to Michigan State for his FIRST CAREER DOUBLE-DOUBLE.
- Scored all of his team-leading 18 points in the second half of a loss to Nebraska.
- Led Penn State with a CAREER HIGH 10 assists and added 14 points for his second DOUBLE-DOUBLE.
- Scored seven of the Lions first nine on his way to a team high 17 points with seven rebounds in a loss at No. 4 Michigan.
- Led PSU with 20 points and went a season best 4-of-8 from three to tie a career high for threes to lead the Lions in a loss at Illinois (2/21).
- Made a career high six threes on 6-of-10 from three and scored 19 of his game high 25 points in the second half to lead Penn State to an 84-78 victory over No. 4 Michigan. Marked the first back-to-back 20-point games of his career.
- Led Penn State with 18 points on 7-of-13 and added five boards and three assists in a win at Northwestern (3/7).
- Led Penn State with 23 points and added five rebounds in a close, 63-60, loss to No. 22 Wisconsin.

CAREER HIGHS

POINTS: 29

vs. Michigan State (1/16/13)

REBOUNDS: 10

vs. Michigan State (1/16/13)

ASSISTS: 10

vs. Iowa (2/14/13)

STEALS: 5

vs. New Hampshire (12/23/12)

BLOCKS: 3, 2X

2x , last vs. Illinois (1/19/12)

MINUTES: 42

vs. Delaware St. (12/15/12)

FIELD GOALS: 10, 2X

last vs. Michigan State (1/16/13)

FG ATTEMPTS: 20

vs. Wisconsin (3/10/13)

FG PERCENTAGE: .643 (9-14)

@ Wisconsin (1/3/13)

3-POINTERS: 6

vs. Michigan (2/27/13)

3PT ATTEMPTS: 12

vs. Providence (11/16/12)

3PT PERCENTAGE: .600 (6-10), 3X

last vs. Michigan (2/27/13)

FREE THROWS: 9, 2X

last vs. Penn (12/1/12)

FT ATTEMPTS: 11, 3X

vs. Bucknell (11/23/12)

FT PERCENTAGE: 1.000 (4-4)

vs. Indiana (1/8/12)

.900 (9-10)

vs. Penn (12/1/12)

PERSONAL FILE

BIRTHDAY: Nov. 7, 1990

FAMILY: Jackie (mother), Jerome

(father); Curtis (brother), Taehee

(brother)

2012-13 GAME-BY-GAME

OPPONENT	DATE	GS	MIN	TOTAL		3-POINT		FREE THROWS			REBOUNDS		PF	A	TO	BLK	STL	PTS
				FG-FGA	PCT	FG-FGA	PCT	FT-FTA	PCT	O-D	TOTAL							
ST. FRANCIS	11/9	*	33	4-8	.500	1-5	.200	0-0	.000	1-5	6	4	1	3	0	2	9	
vs. N.C. State	11/15	*	34	4-12	.333	1-7	.142	2-3	.666	1-7	8	1	0	2	1	2	11	
vs. Providence	11/16	*	34	4-18	.222	3-12	.250	2-2	1.000	0-5	5	4	0	3	0	3	13	
vs. Akron	11/18	*	37	3-11	.272	2-7	.285	0-1	.000	0-3	3	5	2	3	0	1	8	
BUCKNELL	11/23	*	33	4-11	.364	2-3	.667	7-11	.636	0-5	5	3	0	2	0	4	17	
BC	11/28	*	28	8-13	.615	3-7	.429	6-8	.750	0-2	2	4	2	4	0	1	25	
PENN	12/1	*	39	4-10	.400	1-4	.250	9-10	.900	0-3	3	3	3	3	1	1	18	
@La Salle	12/5	*	37	6-12	.500	2-4	.500	5-6	.833	1-1	2	5	3	4	0	2	19	
ARMY	12/8	*	39	6-10	.600	1-3	.333	3-4	.750	2-4	6	3	4	5	0	4	16	
DELAWARE ST.	12/15	*	42	4-13	.308	3-7	.429	4-7	.571	1-6	7	2	5	2	1	0	15	
UNH	12/23	*	24	6-12	.500	3-5	.600	0-0	.000	0-4	4	3	3	1	0	5	15	
DUQUESNE	12/29	*	28	2-10	.200	0-4	.000	5-6	.833	0-3	3	5	4	5	1	0	9	
@ Wisconsin	1/3	*	35	9-14	.643	1-3	.333	0-0	.000	0-3	3	3	2	4	1	1	19	
INDIANA	1/7	*	39	5-11	.455	1-3	.333	0-0	.000	1-6	7	2	3	4	1	0	11	
NWESTERN	1/10	*	33	4-12	.333	2-6	.333	3-3	1.000	0-0	0	4	2	1	1	0	13	
@ Purdue	1/13	*	34	3-13	.231	0-2	.000	2-2	1.000	0-5	5	4	3	4	2	2	8	
MICHIGAN ST	1/16	*	34	10-18	.556	3-7	.429	6-8	.750	0-10	10	5	1	1	0	0	29	
NEBRASKA	1/19	*	39	5-16	.313	2-7	.286	6-8	.750	0-2	2	2	1	2	2	2	18	
@ Indiana	1/23	*	28	5-11	.455	1-5	.200	1-2	.500	1-5	6	5	2	3	0	0	12	
OHIO STATE	1/26	*	37	4-11	.364	2-6	.333	6-9	.667	0-3	3	0	2	1	2	0	16	
@ Iowa	1/31	*	36	5-15	.333	2-8	.250	3-3	1.000	0-4	4	4	4	3	2	3	15	
PURDUE	2/5	*	37	2-14	.143	0-5	.000	3-5	.600	0-5	5	3	3	2	0	1	7	
@ Nebraska	2/9		34	3-10	.300	2-5	.400	8-8	1.000	0-3	3	2	0	1	0	1	16	
IOWA	2/14	*	39	3-13	.231	2-4	.500	6-10	.600	1-2	3	2	10	2	1	2	14	
@ Michigan	2/17	*	31	5-14	.357	1-6	.167	6-6	1.000	3-4	7	4	1	3	0	2	17	
@ Illinois	2/21	*	36	6-11	.545	4-8	.500	4-4	1.000	0-4	4	3	3	2	0	1	20	
MICHIGAN	2/27	*	35	8-17	.471	6-10	.600	3-5	.600	1-5	6	2	3	1	1	2	25	
@ Minnesota	3/2	*	26	3-8	.375	2-5	.400	2-3	.667	0-4	4	4	2	2	1	1	10	
@ Northwestern	3/7	*	36	7-13	.538	3-7	.420	1-2	.500	0-5	5	0	3	3	1	1	18	
WISCONSIN	3/10	*	36	9-20	.450	2-5	.400	3-3	1.000	1-4	5	3	1	4	0	1	23	

CAREER STATISTICS

SEASON	GP	GS	MIN	AVG	TOTAL			3-POINT			REBOUNDS			PF	FO	A	TO	BLK	STL	PTS	AVG				
					FG	FGA	PCT	FG	FGA	PCT	FT	FTA	PCT									OFF	DEF	TOTAL	
2009-10																									
2010-11	28	0	251	9.0	25	63	.397	6	25	.240	14	22	.636	3	14	17	0.6	35	1	12	13	3	15	70	2.5
2011-12	31	17	839	27.1	114	294	.388	43	132	.326	65	87	.747	24	102	126	4.1	82	2	34	57	16	32	336	10.8
2012-13	30	29	1033	34.4	151	381	.396	58	170	.341	106	139	.763	14	122	136	4.5	95	5	73	82	19	45	466	15.5
TOTAL	89	46	2123	24.0	290	738	.392	107	327	.326	185	248	.742	41	238	276	3.2	212	8	119	152	38	92	872	9.7

#14 • KEVIN MONTMINY

So. • GUARD • 6-3 • 185
 PENNS VALLEY AREA HS/CENTRE HALL, PA.
 FINANCE



NOTABLE/CAREER HIGHLIGHTS

- Walk-on who grew up 20 minutes from the Penn State campus.
- Posted a 4.0 GPA in the 2012 fall semester to earn Dean's List honors.
- A member of Penn State's Schreyer Honors College.

2012-13 SEASON HIGHLIGHTS

- Played eight minutes in a win vs. New Hampshire and hit a late three to push the Lions over 70 points.
- Played a career high 12 minutes in a loss to Northwestern scoring three points and adding two rebounds.
- Made his one minute of action vs. Nebraska count by nailing an off-balance 35-foot three just before the halftime buzzer.
- Hit a three at Iowa.
- Scored a career high five points in just four minutes of action vs. Iowa (2/14), going 2-of-2 from the floor including hitting a three with 7:38 to play that cut the lead to four.

CAREER HIGHS

POINTS:	5
	vs. Iowa (2/14/13)
REBOUNDS:	2, 2X
	last vs. Northwestern (1/10/13)
ASSISTS:	0
	-
STEALS:	1, 2X
	last @ Northwestern (3/7/13)
BLOCKS:	1
	@ Purdue (1/13/13)
MINUTES:	12
	vs. Northwestern (1/10/13)
FIELD GOALS:	2
	vs. Iowa (2/14/13)
FG ATTEMPTS:	3
	vs. Northwestern (1/10/13)
FG PERCENTAGE:	-
	-
3-POINTERS:	1, 4X
	last vs Iowa (2/14/13)
3PT ATTEMPTS:	2, 2X
	last @ Iowa (1/31/13)
3PT PERCENTAGE:	-
	-
FREE THROWS:	1, 2X
	last vs. Northwestern (1/10/13)
FT ATTEMPTS:	3
	vs. Duquesne
FT PERCENTAGE:	-
	-

PERSONAL FILE

BIRTHDAY: May 21, 1993
FAMILY: Mary (mother), Peter (father);
 sisters: Jenny, Sarah & Hannah

2012-13 GAME-BY-GAME

OPPONENT	DATE	TOTAL		3-POINT		FREE THROWS		REBOUNDS		PF	A	TO	BLK	STL	PTS
		GS	MIN	FG-FGA	PCT	FG-FGA	PCT	FT-FTA	PCT						
ST. FRANCIS	11/9	0	0-0	.000	0-0	.000	0-0	.000	0-0	0	0	0	0	0	0
vs. N.C. State	11/15	DNP													
vs. Providence	11/16	DNP													
vs. Akron	11/18	1	0-1	.000	0-1	.000	0-0	.000	1-0	1	0	0	0	0	0
BUCKNELL	11/23	DNP													
BC	11/28	0	0-0	.000	0-0	.000	0-0	.000	0-0	0	0	0	0	0	0
PENN	12/1	DNP													
@La Salle	12/5	DNP													
ARMY	12/8	0	0-0	.000	0-0	.000	0-0	.000	0-0	0	0	0	0	0	0
DELAWARE ST.	12/15	0	0-0	.000	0-0	.000	0-0	.000	0-0	0	0	0	0	0	0
UNH	12/23	8	1-3	.333	1-2	.500	0-0	.000	0-2	2	0	0	0	0	3
DUQUESNE	12/29	4	0-1	.000	0-1	.000	1-3	.333	0-0	0	1	0	0	0	1
@ Wisconsin	1/3	DNP													
INDIANA	1/7	1	0-0	.000	0-0	.000	0-0	.000	0-0	0	0	0	0	0	0
NWESTERN	1/10	12	1-1	1.000	0-0	.000	1-1	1.000	2-0	2	1	0	0	0	3
@ Purdue	1/13	5	0-0	.000	0-0	.000	0-0	.000	0-0	0	1	0	0	1	0
MICHIGAN ST	1/16	5	1-1	1.000	0-0	.000	0-0	.000	0-0	0	2	0	0	0	2
NEBRASKA	1/19	1	1-1	1.000	1-1	1.000	0-0	.000	0-0	0	0	0	0	0	3
@ Indiana	1/23	1	0-0	.000	0-0	.000	0-0	.000	0-0	0	0	0	0	0	0
OHIO STATE	1/26	1	0-1	.000	0-1	.000	0-0	.000	0-0	0	0	0	0	0	0
@ Iowa	1/31	3	1-2	.500	1-2	.500	0-0	.000	0-0	0	1	0	0	0	3
PURDUE	2/5	DNP													
@ Nebraska	2/9	2	0-0	.000	0-0	.000	0-0	.000	0-0	0	0	0	0	0	0
IOWA	2/14	4	2-2	1.000	1-1	1.000	0-0	.000	0-0	0	1	0	1	0	5
@ Michigan	2/17	6	0-1	.000	0-1	.000	0-0	.000	0-1	1	2	0	0	0	0
@ Illinois	2/21	3	0-0	.000	0-0	.000	0-0	.000	0-1	1	5	0	1	0	0
MICHIGAN	2/27	DNP													
@ Minnesota	3/2	3	0-0	.000	0-0	.000	0-1	.000	1-0	1	0	0	0	0	0
@ Northwestern	3/7	5	0-1	.000	0-1	.000	0-0	.000	0-0	0	0	0	0	0	1
WISCONSIN	3/10	5	0-0	.000	0-0	.000	0-0	.000	0-0	0	1	0	0	0	0

CAREER STATISTICS

Season	gp-gs	min/avg	Total		3-Point		F-Throws		Rebounds				Scoring							
			fg-fga	pct	fg-fga	pct	ft-fta	pct	off	def	tot	avg	pf	fo	ast	to	blk	stl	pts	avg
2011-12	9-0	10/1.1	1-2	.500	0-1	.000	0-0	.000	1	0	1	0.1	0	0	0	0	0	0	2	0.2
2012-13	22-0	70/3.2	7-15	.467	4-11	.364	2-5	.400	4	4	8	0.4	15	1	0	2	1	2	20	0.9
TOTAL	31-0	80/2.6	8-17	.471	4-12	.333	2-5	.400	5	4	9	0.3	15	1	0	2	1	2	22	0.7



#20 • NICK COLELLA

Sr. • GUARD • 6-3 • 195
NEW CASTLE, PA. • NEW CASTLE HS/PENN STATE - BEHREND
KINESIOLOGY



NOTABLE/CAREER HIGHLIGHTS

- Placed on scholarship for his final season.
- Started six-straight games in Big Ten play in 2011-12
- Played two seasons playing at Penn State-Behrend (Erie, Pa.) campus before transferring to the main campus. Behrend is an NCAA Division III school
- Averaged 9.8 ppg and 4.4 rpg playing in 16 games as a sophomore at Penn State - Behrend.
- Career-high at Behrend was 15 points against Allegheny College

- Made Penn State team through the walk-on tryout process in October 2010. Redshirted first season at main campus.
- Spent approximately a month of his first semester at Penn State main campus as a practice player with the Penn State Lady Lion team.

2012-13 SEASON HIGHLIGHTS

- Hit 3-of-5 from three for a season high nine points in a victory over Army. The three treys and his 3-of-5 performance tied a career high.
- Hit a pair of threes and logged six points while playing 35 minutes in a victory over Delaware State.
- Made his seventh career start and posted career highs with three assists and three steals to go with six points in a victory over New Hampshire.
- Scored a career high 15 points on a career-best 5-of-7 from three and tied a career high with four rebounds in helping lead Penn State over Duquesne.
- Logged a career high four assists and tied a career high with six rebounds while scoring nine points, his most in a Big Ten

- game since February of 2012, in a 79-71 loss at No. 4 Michigan (2/17).
- Scored nine points on 2-of-4 from three in an 84-78 victory over No. 4 Michigan.

CAREER HIGHS

POINTS:	15
	vs. Duquesne (12/29/12)
REBOUNDS:	6, 2X
	last @ Michigan (2/17/13)
ASSISTS:	4, 2x
	Last @ Northwestern (3/7/13)
STEALS:	4
	@ Northwestern (3/7/13)
BLOCKS:	1, 2x
	vs. Wisconsin (3/10/13)
MINUTES:	37, 2X
	last vs. Michigan (2/27/13)
FIELD GOALS:	5
	vs. Duquesne (12/29/12)
FG ATTEMPTS:	12
	vs. Nebraska (2/11/12)
FG PERCENTAGE:	.714 (5-7)
	vs. Duquesne (12/29/12)
3-POINTERS:	5
	vs. Duquesne (12/29/12)
3PT ATTEMPTS:	11
	vs. Nebraska (2/11/12)
3PT PERCENTAGE:	.714 (5-7)
	vs. Duquesne (12/29/12)
FREE THROWS:	4, 2X
	last vs. Michigan (2/27/13)
FT ATTEMPTS:	5
	vs. Michigan (2/27/13)
FT PERCENTAGE:	1.000 (4-4)
	vs. Iowa (2/16/12)

PERSONAL FILE

BIRTHDAY: Nov. 10, 1989
FAMILY: Linda (mother), David (father);
Brothers: David Jr. & Michael

2012-13 GAME-BY-GAME

OPPONENT	DATE	GS	TOTAL		3-POINT		FREE THROWS		REBOUNDS		PF	A	TO	BLK	STL	PTS
			FG-FGA	PCT	FG-FGA	PCT	FT-FTA	PCT	O-D	TOTAL						
ST FRANCIS	11/9	22	1-5	.200	1-5	.200	0-0	.000	2-1	3	2	0	1	0	1	3
vs. N.C. State	11/15	11	0-0	.000	0-0	.000	0-0	.000	0-0	0	0	0	0	0	0	0
vs. Providence	11/16	16	0-4	.000	0-4	.000	0-0	.000	0-0	0	0	0	0	0	1	0
vs. Akron	11/18	23	2-3	.666	2-3	.666	0-0	.000	0-0	0	3	0	1	0	0	6
BUCKNELL	11/23	17	0-4	.000	0-4	.000	0-0	.000	1-0	1	2	0	0	0	0	0
BC	11/28	28	1-5	.200	1-5	.200	0-0	.000	0-4	4	4	1	0	0	2	3
PENN	12/1	31	2-5	.400	1-4	.250	0-0	.000	1-3	4	3	1	1	0	1	5
@ La Salle	12/5	23	0-3	.000	0-2	.000	0-0	.000	0-1	1	3	1	0	0	0	0
ARMY	12/8	27	3-5	.600	3-5	.600	0-0	.000	1-3	4	3	1	2	0	1	9
DELAWARE ST	12/15	35	2-5	.400	2-3	.667	0-0	.000	1-2	3	2	1	2	0	1	6
UNH	12/23 *	29	2-6	.333	1-5	.200	1-1	1.000	0-1	1	3	3	0	0	3	6
DUQUESNE	12/29	24	5-7	.714	5-7	.714	0-0	.000	0-4	4	5	1	0	0	0	15
@ Wisconsin	1/3	24	0-2	.000	0-2	.000	0-0	.000	0-3	3	1	1	1	0	0	0
INDIANA	1/7	17	0-2	.000	0-2	.000	0-0	.000	0-1	1	2	3	3	0	0	0
NWESTERN	1/10	28	1-4	.250	1-3	.333	0-0	.000	1-2	3	4	1	0	0	1	3
@ Purdue	1/13	5	0-0	.000	0-0	.000	0-0	.000	0-0	0	0	0	1	0	0	0
MICHIGAN ST	1/16	30	2-3	.667	2-3	.667	0-2	.000	0-4	4	3	1	0	0	0	6
NEBRASKA	1/19	31	1-5	.200	1-4	.250	3-3	1.000	1-5	6	0	0	1	0	1	6
@ Indiana	1/23 *	31	0-1	.000	0-1	.000	1-2	.500	1-2	3	4	0	1	0	2	1
OHIO STATE	1/26 *	35	1-2	.500	1-2	.500	1-3	.333	0-4	4	3	1	0	0	0	4
@ Iowa	1/31 *	29	1-2	.500	1-1	1.000	2-3	.667	0-1	1	4	2	1	0	1	5
PURDUE	2/5	25	1-6	.167	1-6	.167	0-0	.000	1-2	3	5	0	0	0	2	3
@ Nebraska	2/9 *	31	1-3	.333	0-0	.000	0-0	.000	0-4	4	4	1	1	0	0	2
IOWA	2/14 *	18	1-3	.333	1-3	.333	0-0	.000	0-1	1	4	2	0	0	0	3
@ Michigan	2/17 *	36	3-5	.600	2-4	.500	1-1	1.000	1-5	6	5	4	1	0	0	9
@ Illinois	2/21 *	28	2-3	.667	2-3	.667	0-0	.000	0-2	2	4	1	1	0	0	6
MICHIGAN	2/27 *	37	2-4	.500	1-2	.500	4-5	.800	1-0	1	2	1	1	0	1	9
@ Minnesota	3/2 *	30	0-1	.000	0-1	.000	0-0	.000	0-2	2	5	1	0	0	0	0
@ Northwestern	3/7 *	39	2-5	.400	2-4	.500	1-2	.500	1-1	2	4	4	0	0	4	7
WISCONSIN	3/10 *	35	0-2	.000	0-1	.000	2-3	.667	1-4	5	4	0	0	1	0	2

CAREER STATISTICS

Season	gp-gs	min/avg	Total		3-Point		F-Throws			Rebounds				Scoring						
			fg-fga	pct	fg-fga	pct	ft-fta	pct	off	def	tot	avg	pf	fo	ast	to	blk	stl	pts	avg
2011-12	26-6	387/14.9	22-85	.259	17-70	.243	10-12	.833	5	29	34	1.3	28	0	13	11	4	9	71	2.7
2012-13	30-13	795/26.5	36-105	.343	31-89	.348	16-25	.640	14	62	76	2.5	88	4	32	19	1	22	119	4.0
TOTAL	56-19	1182/21.1	58-190	.305	48-159	.302	26-37	.703	19	91	110	2.0	116	4	45	30	5	31	190	3.4



#21 • SASA BOROVNJAK

Sr. • FORWARD • 6-9 • 240
BELGRADE, SERBIA • VERITAS CHRISTIAN (N.C.)
MARKETING



NOTABLE/CAREER HIGHLIGHTS

- Career best equaling three straight double-figure scoring games in Big Ten play in February.
- Made the decision to make this his final collegiate season in December. Could have applied for a fifth year of eligibility after missing entire 2010-11 season with a knee injury.
- Led Penn State shooting 56% in 2011-12
- Played in 18 games as a true-freshman
- Suffered a torn ACL in right knee on the first day of pre-season practice of the 2010-11 season and redshirted the year.
- 3.2 grade-point average
- 23 years old

2012-13 SEASON HIGHLIGHTS

- Played his best game of the season logging a career best eight rebounds to go with eight points (all in the first half) in a loss vs. La Salle.
- Posted one of the best games of his Penn State career logging 14 points on a career-best 8-of-10 at the foul line and tying career highs with eight rebounds and two assists in a career-most 37 minutes in a victory over Delaware State.
- First career back-to-back double-digit scoring games logging 11 points and four rebounds vs. New Hampshire.
- Posted his third straight double-digit scoring game with 14 points on 7-of-9 shooting in a win vs. Duquesne.
- Posted his most career points to date in a Big Ten game with nine on 4-of-8 shooting vs. Ohio State (1/26).
- Scored 14 points, his most ever in a Big Ten game, and shot 6-of-8 from the floor vs. Iowa (2/14).
- Scored a career high 17 points on 7-of-9 shooting to tie for the team lead in scoring and added a career-best three assists in a 79-71 loss at No. 4 Michigan (2/17).
- Posted a career high 17 points for the second straight game going 7-of-10 from the floor and tying for the team high with six rebounds in a loss at Illinois. Equaled a career-best three-straight double-figure scoring games.
- Posted first career DOUBLE-DOUBLE with 15 points and a career-best 10 rebounds while shooting 5-of-8 in a win at Northwestern (3/7).

CAREER HIGHS

POINTS:	17, 2X
	last @ Illinois (2/21/13)
Rebounds:	10
	@ Northwestern (3/7/13)
Assists:	3
	@ Michigan (1/17/13)
Blocks:	2, 2X
	last vs. Duquesne (12/29/12)
Minutes:	37
	vs. Delaware St. (12/15/12)
Steals:	4
	@ Purdue (1/13/13)
Field Goals:	7, 4X
	last @ Illinois (2/21/13)
Field goal Attempts:	10
	last @ Illinois (2/21/13)
Field goal Percentage:	1.000 (7-7)
	vs. Ole Miss (12/4/11)
3-Pointers Made:	0
3-Point Attempts:	1
	vs. Akron (11/18/12)
3-Point Percentage:	N/A
Free Throws Made:	8
	vs. Delaware St. (12/15/12)
Free throw Attempts:	10
	vs. Delaware St. (12/15/12)
Free Throw Percentage:	.800 (8-10)
	vs. Delaware St. (12/15/12)

PERSONAL FILE

BIRTHDAY: July 30, 1989
FAMILY: Jasmenka (mother); Zoran (father); Brother: Dejan

2012-13 GAME-BY-GAME

OPPONENT	DATE	GS	MIN	TOTAL		3-POINT		FREE THROWS		REBOUNDS		PF	A	TO	BLK	STL	PTS
				FG-FGA	PCT	FG-FGA	PCT	FT-FTA	PCT	O-D	TOTAL						
ST. FRANCIS	11/9	10	1-1	1.000	0-0	.000	0-0	.000	0-2	2	3	0	1	0	0	0	2
vs. N.C. State	11/15	11	0-0	.000	0-0	.000	0-0	.000	0-3	3	2	0	1	0	0	0	0
vs. Providence	11/16	28	2-2	1.000	0-0	.000	0-2	.000	2-2	4	5	0	2	0	0	0	4
vs. Akron	11/18	9	0-2	.000	0-1	.000	0-0	.000	0-1	1	2	0	0	0	0	0	0
BUCKNELL	11/23	25	3-4	.750	0-0	.000	0-3	.000	3-1	4	1	1	0	0	2	6	6
BC	11/28	21	0-4	.000	0-0	.000	0-0	.000	2-1	3	2	0	1	2	0	0	0
PENN	12/1	16	0-3	.000	0-0	.000	0-0	.000	0-0	0	1	0	1	0	0	0	0
@ La Salle	12/5	26	3-4	.750	0-0	.000	2-3	.667	4-4	8	3	0	1	0	0	0	8
ARMY	12/8	* 15	2-3	.667	0-0	.000	0-0	.000	2-1	3	4	1	0	0	0	0	4
DELAWARE ST	12/15	* 37	3-4	.750	0-0	.000	8-10	.800	2-6	8	3	2	0	1	0	0	14
UNH	12/23	* 21	4-7	.571	0-0	.000	3-4	.750	1-3	4	1	1	0	1	0	11	11
DUQUESNE	12/29	* 25	7-9	.778	0-0	.000	0-1	.000	3-2	5	4	0	1	2	0	14	14
@ Wisconsin	1/3	* 25	4-7	.571	0-0	.000	0-0	.000	0-0	0	5	0	0	0	0	8	8
INDIANA	1/7	* 20	2-3	.667	0-0	.000	1-1	1.000	3-0	3	3	0	1	1	0	5	5
NWESTERN	1/10	* 26	2-5	.400	0-0	.000	3-5	.600	3-2	5	3	0	3	0	0	7	7
@ Purdue	1/13	* 25	1-6	.167	0-0	.000	3-4	.750	2-1	3	1	1	1	0	4	5	5
MICHIGAN ST	1/6	* 23	1-5	.200	0-0	.000	2-2	1.000	0-1	1	4	0	1	0	1	4	4
NEBRASKA	1/19	* 25	4-6	.667	0-0	.000	0-0	.000	2-3	5	5	2	1	0	1	8	8
@ Indiana	1/23	* 19	1-5	.200	0-0	.000	2-2	1.000	1-1	2	5	0	1	0	1	4	4
OHIO STATE	1/26	* 25	4-8	.500	0-0	.000	1-2	.500	0-3	3	3	1	1	1	0	9	9
@ Iowa	1/31	* 21	3-5	.600	0-0	.000	1-1	1.000	2-2	4	2	0	3	0	1	7	7
PURDUE	2/5	* 16	3-6	.500	0-0	.000	1-2	.500	1-3	4	5	0	2	1	0	7	7
@ Nebraska	2/9	* 22	2-7	.286	0-0	.000	1-1	1.000	0-1	1	1	0	2	0	1	5	5
IOWA	2/14	* 28	6-8	.750	0-0	.000	2-2	1.000	1-2	3	4	1	1	0	1	14	14
@ Michigan	2/17	* 31	7-9	.778	0-0	.000	3-3	1.000	2-2	4	4	3	1	0	0	17	17
@ Illinois	2/21	* 31	7-10	.700	0-0	.000	3-6	.500	2-4	6	4	0	1	1	0	17	17
MICHIGAN	2/27	* 31	3-8	.375	0-0	.000	3-4	.750	2-3	5	3	1	2	1	0	9	9
@ Minnesota	3/2	* 28	3-6	.500	0-0	.000	1-2	.500	0-3	3	3	1	2	1	1	7	7
@ Northwestern	3/7	* 34	5-8	.625	0-0	.000	5-7	.714	3-7	10	4	0	2	0	0	15	15
WISCONSIN	3/10	* 24	2-5	.400	0-0	.000	0-0	.000	0-2	2	2	0	0	0	1	4	4

CAREER STATISTICS

Season	gp-gs	min/avg	Total		3-Point		F-Throws		Rebounds				Scoring							
			fg-fga	pct	fg-fga	pct	ft-fta	pct	off	def	tot	avg	pf	fo	ast	to	blk	stl	pts	avg
2009-10	18-0	123/6.8	10-23	.435	0-0	.000	12-14	.857	5	15	20	1.1	15	0	4	2	0	1	32	1.8
2011-12	32-7	559/17.5	60-106	.566	0-1	.000	18-37	.486	44	56	100	3.1	56	1	4	28	5	10	138	4.3
2012-13	30-22	698/23.3	85-160	.531	0-1	.000	45-67	.672	43	66	109	3.6	92	5	15	33	13	14	215	7.2
TOTAL	80-29	1380/17.3	155-289	.536	0-2	.000	75-118	.636	92	137	229	2.9	163	6	23	63	18	25	385	4.8



#23 • TIM FRAZIER

Sr. • GUARD • 6-1 • 170
HOUSTON, TEXAS • STRAKE JESUIT
SUPPLY CHAIN & INFORMATION SYSTEMS

CAREER

DOUBLE-DOUBLES: 6	10+ ASSISTS: 3
20-POINT GAMES: 20	5+ ASSISTS: 34
30-POINT GAMES: 1	3+ STEALS: 14
DOUBLE-DIGITS: 43	40-MINUTES: 9



NOTABLE/CAREER HIGHLIGHTS

- Earned Dean's List honors after posting better than a 3.5 GPA in the 2012 fall semester.
- Wooden Award Preseason Top 50 Candidate
- 2012 Preseason All-Big Ten
- 2012 First-team All-Big Ten Selection
- 2ND the Big Ten in scoring (18.8), 1st in assists (6.2), 2nd in steals (2.4), led the Lions in scoring, rebounds, assists and steals in 2011-12.
- 14th in NCAA in assists in 2011-12.
- Set Penn State season assist mark with 198 in 2011-12.
- 17 20-point games (12 in conference play) ranked FIFTH among Big Six Conference players in 2011-12.
- ONLY PLAYER in NCAA Div. I to average at least 17 points and 6 assists per game in 2011-12.
- Led the nation accounting for 58% of his team's offense in 2011-12 (field goals and assists).
- 1,035 career points rank 24th all-time at Penn State.
- 459 career assists rank 6th all-time in Penn State history.
- 143 career steals rank 8th all-time at Penn State.
- Had played in every game the last three seasons prior to his injury on Nov. 18 vs. Akron
- 3.2 grade-point average in Supply Chain Management.

RECENT GAME HIGHLIGHTS

- Posted career highs with 17 free throws on 18 free throw attempts (.944) for a team-high 23 points and added six assists in season-opening win over St. Francis (11/9).
- Led Penn State with 23 points going 10-of-11 at the foul line and added five rebounds and three steals in a loss to No. 6 N.C. State in Puerto Rico
- Played all 45 minutes of an overtime win over Providence in the Puerto Rico Tip-Off leading Penn State with 19 points, nine rebounds, seven assists and four steals.
- Suffered a season-ending injury to his left achilles tendon at the 14:30 mark of the first of the Lions' third game of the Puerto Rico Tip-Off vs. Akron on Nov. 18 and did not return, breaking a string of 25-straight double-digit scoring games. Had led Penn State in scoring in 28 of the previous 35 games

CAREER HIGHS

POINTS:	30
	vs. Nebraska (1/12/12)
REBOUNDS:	11, 2X
	last vs. Cornell (12/21)
ASSISTS:	11
	vs. YSU (11/23/11)
STEALS:	6
	vs. Nebraska (1/12/12)
BLOCKS:	1, 13X
	last vs. Indiana (B1G) (3/8/12)
MINUTES:	45
	vs. Providence (11/16/12)
FIELD GOALS:	10, three times
	last @ Purdue (2/29/12)
FG ATTEMPTS:	24
	vs. Indiana (B1G) (3/8/12)
FG PERCENTAGE:	.778 (7-9)
	vs. Nebraska (2/11/12)
	.833 (5-6)
	vs. Temple (NCAA) (3/17/11)
3-POINTERS:	4, 2X
	last vs. Indiana (B1G) (3/8/12)
3PT ATTEMPTS:	6, 2X
	last vs. Indiana (B1G) (3/8/12)
3PT PERCENTAGE:	80.0 (4-5)
	vs. Robert Morris (11/16/09)
FREE THROWS:	17
	vs. St. Francis (11/9/12)
FT ATTEMPTS:	18
	vs. St. Francis (11/9/12)
FT PERCENTAGE:	1.000 (8-8)
	vs. Nebraska (2/11/12)
	.944 (17-18)
	vs. St. Francis (11/9/12)

PERSONAL FILE

BIRTHDAY: Nov. 1, 1990
FAMILY: Janice (mother), Billy (father), William (brother), Krystal (sister)

2012-13 GAME-BY-GAME

OPPONENT	DATE	GS	MIN	TOTAL		3-POINT		FREE THROWS		REBOUNDS		PF	A	TO	BLK	STL	PTS
				FG-FGA	PCT	FG-FGA	PCT	FT-FTA	PCT	O-D	TOTAL						
ST. FRANCIS	11/9	*	39	3-9	.333	0-3	.000	17-18	.944	0-4	4	3	6	3	1	2	23
vs. N.C. State	11/15	*	40	6-20	.300	1-5	.200	10-11	.909	3-2	5	1	2	4	0	3	23
vs. Providence	11/16	*	45	6-13	.461	1-3	.333	6-10	.600	6-3	9	3	7	4	0	4	19
vs. Akron	11/18	*	6	0-0	.000	0-0	.000	0-0	.000	0-0	0	1	0	1	0	0	6


CAREER STATISTICS

Season	gp-gs	min/avg	Total		3-Point		F-Throws		Rebounds				Scoring							
			fg-fga	pct	fg-fga	pct	fg-fga	ft-fga	pct	off	def	tot	avg	pf	fo	ast	to	blk	stl	pts
2009-10	31-10	570/18.4	51-132	.386	9-24	.375	43-64	.672	11	61	72	2.3	64	0	73	52	2	23	154	5.0
2010-11	34-33	1048/30.8	71-165	.430	11-32	.344	61-81	.753	21	111	132	3.9	89	1	173	82	4	35	214	6.3
2011-12	32-32	1188/37.1	208-497	.419	27-86	.314	159-201	.791	44	106	150	4.7	94	1	198	117	7	76	602	18.8
2012-13	4-4	130/32.5	15-42	.357	2-11	.182	33-39	.846	9	9	18	4.5	8	0	15	12	1	9	65	16.3
TOTAL	101-79	2936/29.1	345-836	.413	49-153	.320	296-385	.769	85	287	372	3.7	255	2	459	263	14	143	1035	10.2



#25 • JON GRAHAM

R-SO. • FORWARD • 6-8 • 225
BALTIMORE, MD. • CALVERT HALL
RECREATION, PARKS & TOURISM MANAGEMENT



NOTABLE/CAREER HIGHLIGHTS

■ The son of Maryland (1978-81) great and former Philadelphia 76er (1981 3rd round draft pick) Ernest Graham, who ranks among the top 15 all-time in scoring (1,6017) and assists (346) in Terrapin history and still holds Maryland's single game scoring mark with 44 vs. N.C. State in 1978.
■ Calvert Hall's second all-time leading scorer with 1,670 points
■ Added 30 pounds of muscle during his redshirt season and

subsequently shed 15 pounds prior to the 2012-13 season go from 240 to 225 playing weight.

- --
- --
- --
- --
- --

2012-13 SEASON HIGHLIGHTS

■ Tied a career high with 10 rebounds in a loss to No. 6 N.C. State in the Puerto Rico Tip-Off.
■ His defense helped hold Bucknell leading scorer Mike Muscala (17.7) to 10 points on 2-of-4 shooting in a victory over the Bison.
■ Tied a career high with three blocks vs. Penn while helping to hold Quaker leading scorer Fran Dougherty (18.6) to seven points on 3-of-8 shooting in a 58-47 win.
■ Grabbed six boards and blocked two shots in 13 minutes vs. Ohio State (1/26), marking his most rebounds since the second game of the season.

CAREER HIGHS

POINTS:	10, 2X
	last vs. Northwestern (2/25/12)
REBOUNDS:	10, 2X
	vs. N.C. State (11/15/12)
ASSISTS:	1, 8X
	Last vs. Michigan (2/27/13)
STEALS:	2, 2X
	Last, vs. Wisconsin (1/31/12)
BLOCKS:	3, 2X
	vs. Penn (12/1/12)
MINUTES:	35
	@ Wisconsin (2/19/12)
FIELD GOALS:	5
	vs. Northwestern (2/25/12)
FG ATTEMPTS:	9
	@ Wisconsin (2/19/12)
FG PERCENTAGE:	.833 (5-6)
	vs. Northwestern (2/25/12)
3-POINTERS:	-
	-
3PT ATTEMPTS:	-
	-
3PT PERCENTAGE:	-
	-
FREE THROWS:	4
	vs. Iowa (2/16/12)
FT ATTEMPTS:	4, 2X
	last vs. Iowa (2/16/12)
FT PERCENTAGE:	1.000 (4-4)
	vs. Iowa (2/16/12)

PERSONAL FILE

BIRTHDAY: Oct. 15, 1991
FAMILY: Karen (mother), Ernest (father); Brother: Ernest, Jr.

2012-13 GAME-BY-GAME

OPPONENT	DATE	GS	MIN	TOTAL		3-POINT		FREE THROWS			REBOUNDS					PTS	
				FG-FGA	PCT	FG-FGA	PCT	FT-FTA	PCT	O-D	TOTAL	PF	A	TO	BLK		STL
ST. FRANCIS	11/9	*	22	1-3	.333	0-0	.000	0-0	.000	1-2	3	4	0	2	2	0	2
vs. N.C. State	11/15	*	22	1-5	.200	0-0	.000	2-2	1.000	6-4	10	3	1	0	0	0	4
vs. Providence	11/16	*	13	0-0	.000	0-0	.000	0-0	.000	2-1	3	3	0	1	2	1	0
vs. Akron	11/18	*	20	2-3	.666	0-0	.000	1-1	1.000	1-1	2	1	0	1	0	0	5
BUCKNELL	11/23	*	24	0-3	.000	0-0	.000	0-0	.000	2-3	5	3	0	0	2	1	0
BC	11/28	*	23	1-6	.167	0-0	.000	1-2	.500	3-0	3	4	0	1	2	0	3
PENN	12/1	*	22	2-4	.500	0-0	.000	0-2	.000	1-3	4	2	0	0	3	0	4
@ La Salle	12/5	*	11	0-1	.000	0-0	.000	0-0	.000	0-2	2	3	1	0	0	0	0
ARMY	12/8		13	1-2	.500	0-0	.000	0-0	.000	0-3	3	4	0	0	0	0	2
DELAWARE ST	12/15		8	0-0	.000	0-0	.000	0-0	.000	0-2	2	0	0	1	0	0	0
UNH	12/23		17	2-2	1.000	0-0	.000	3-4	.750	2-1	3	2	0	1	0	0	7
DUQUESNE	12/29		15	1-4	.250	0-0	.000	2-2	1.000	2-3	5	2	1	1	1	0	4
@ Wisconsin	1/3		15	1-4	.250	0-0	.000	0-0	.000	1-1	2	2	0	1	0	0	2
INDIANA	1/7		18	0-4	.000	0-0	.000	2-2	1.000	2-1	3	5	0	1	2	1	2
NWESTERN	1/10		10	1-2	.500	0-0	.000	0-0	.000	0-2	2	1	0	0	1	0	2
@ Purdue	1/13		3	0-0	.000	0-0	.000	0-0	.000	0-0	0	1	0	0	1	0	0
MICHIGAN ST	1/16		9	1-2	.500	0-0	.000	0-0	.000	3-0	3	3	0	0	0	0	2
MICHIGAN	1/19		7	0-1	.000	0-0	.000	1-2	.500	0-1	1	1	0	0	0	0	1
@ Indiana	1/23		18	2-3	.667	0-0	.000	1-2	.500	0-1	1	3	1	0	2	0	5
OHIO STATE	1/26		13	0-1	.000	0-0	.000	0-0	.000	1-5	6	1	0	0	2	0	0
@ Iowa	1/31		17	2-2	1.000	0-0	.000	2-2	1.000	2-2	4	3	0	0	2	0	6
PURDUE	2/5		19	1-4	.250	0-0	.000	0-0	.000	3-3	6	5	0	0	0	0	2
@ Nebraska	2/9		15	1-2	.500	0-0	.000	0-0	.000	0-2	2	3	0	0	1	0	2
IOWA	2/14		12	0-3	.000	0-0	.000	0-0	.000	0-1	1	0	0	1	0	0	0
@ Michigan	2/17		9	0-1	.000	0-0	.000	0-0	.000	0-0	0	1	1	0	0	0	0
@ Illinois	2/21		9	0-0	.000	0-0	.000	0-1	.000	1-3	4	1	0	0	0	0	0
MICHIGAN	2/27		9	1-1	1.000	0-0	.000	0-0	.000	0-0	0	2	1	1	1	0	2
@ Minnesota	3/2		9	0-0	.000	0-0	.000	0-0	.000	0-1	1	2	0	1	0	0	0
@ Northwestern	3/7		2	0-0	.000	0-0	.000	0-0	.000	1-0	1	2	0	2	0	0	0
WISCONSIN	3/10		13	1-2	.500	0-0	.000	1-2	.500	2-1	3	2	0	1	1	0	3

CAREER STATISTICS

Season	gp-gs	min/avg	Total		3-Point		F-Throws		Rebounds				Scoring							
			fg-fga	pct	fg-fga	pct	ft-fta	pct	off	def	tot	avg	pf	fo	ast	to	blk	stl	pts	avg
2011-12	26-17	460/17.7	44-97	.454	0-0	.000	13-33	.394	44	51	95	3.7	63	1	6	29	19	10	101	3.9
2012-13	30-8	417/13.9	22-65	.338	0-0	.000	16-24	.667	36	49	85	2.8	69	2	6	16	25	3	60	2.0
TOTAL	56-25	877/15.7	66-162	.407	0-0	.000	29-57	.509	80	100	180	3.2	132	3	12	45	44	13	161	2.9



#43 • ROSS TRAVIS

So. • FORWARD • 6-6 • 225
CHASKA, MINN. • CHASKA HS



CAREER HIGHS

POINTS:	15, 2X
	last vs. Michigan (2/27/13)
REBOUNDS:	13, 2X
	last @ Nebraska (2/9/13)
ASSISTS:	4
	vs. Michigan (2/27/13)
STEALS:	4
	vs. Michigan (2/27/13)
BLOCKS:	3
	vs. Indiana (BTT) (3/8/12)
MINUTES:	40
	@ La Salle (12/5/12)
FIELD GOALS:	6, 2X
	vs. Indiana (1/7/13)
FG ATTEMPTS:	17
	vs. Indiana (1/7/13)
FG PERCENTAGE:	1.000 (5-5), 2X
	last vs. Michigan (3/4/12)
3-POINTERS:	2, 2X
	vs. Indiana (1/7/13)
3PT ATTEMPTS:	5, 3X
	vs. Indiana (1/7/13)
3PT PERCENTAGE:	1.000 (1-1)
	vs. Lafayette (12/7/11)
FREE THROWS:	9
	vs. Akron (11/18/12)
FT ATTEMPTS:	12
	@ Northwestern (3/7/13)
FT PERCENTAGE:	.818 (9-11)
	vs. Akron (11/18/12)

PERSONAL FILE

BIRTHDAY: Jan. 9, 1993
FAMILY: Debbie (mother), John (father); Sister: Brittany

NOTABLE/CAREER HIGHLIGHTS

- Team's leading rebounder, EIGHT double-digit rebounding games on the year; FOUR double-doubles.
- Earned team's "Scrappiest Player" Award as a freshmen and nicknamed "junkyard dog" by coach Patrick Chambers.
- Career-high 15 point totals both vs. Michigan, this year vs. No. 4 ranked Wolverines and in the final game of the 2011-12 regular season
- Averaged 8.3 ppg and 5.7 rpg over final three regular season games of 2011-12 while shooting 70%.
- Started 16 games as a true-freshman.
- Added 25 pounds of muscle since arriving on campus.
- Tabbed as the top prospect in Minnesota for the class of 2011

2012-13 SEASON HIGHLIGHTS

- Equaled a career high with nine rebounds and added 10 points in a season-opening win over St. Francis (11/9/12).
- Posted a career-best 10 rebounds to go with 11 points on a career-best 9-of-11 at the foul line for his FIRST CAREER DOUBLE-DOUBLE in a loss to Akron in the Puerto Rico Tip-Off.
- Led Penn State with eight rebounds and added nine points in a win over Bucknell.
- Grabbed a CAREER HIGH 13 rebounds in 38 minutes of action in a loss to Boston College.
- Led Penn State in rebounding for the fifth straight game and posted his most efficient offensive game of the year with career highs of six field goals on 11 attempts (.545) for 12 points.
- Recorded his second career double-double with 14 points and 10 rebounds in a win vs. Army. Hit his first three shots to score seven of the Lions first nine points.
- Pulled down 11 rebounds at Wisconsin.
- Led Penn State in scoring for the first time in his career logging 14 points on a career-most 17 field goal attempts and a career best equaling two
- Scored eight points on 4-of-8 shooting and added a team high eight rebounds vs. Purdue (2/5).
- Equaled a career high with 13 rebounds in a loss at Nebraska (2/9).
- Posted his third DOUBLE-DOUBLE of the season, and first career in Big Ten play, with 11 points and 10 rebounds in a loss at No. 4 Michigan (2/17).
- Recorded the best all-around game of his career tying a career high with 15 points and setting career highs in steals (4) and assists (4) while pulling down 12 rebounds for his fourth DOUBLE-DOUBLE of the season in an 84-78 victory over No. 4 Michigan (2/27).
- Nearly posted a double-double without making a basket logging eight points, nine boards, two steals and two assists in a win at Northwestern.
- Led Penn State with 11 rebounds in 38 minutes of a 63-60 loss to No. 22 Wisconsin (3/10).

2012-13 GAME-BY-GAME

OPPONENT	DATE	GS	MIN	TOTAL		3-POINT		FREE THROWS		REBOUNDS		PF	A	TO	BLK	STL	PTS
				FG-FGA	PCT	FG-FGA	PCT	FT-FTA	PCT	O-D	TOTAL						
ST. FRANCIS	11/9	*	33	4-9	.444	0-3	.000	2-4	.500	5-4	9	4	0	3	0	0	10
vs. N.C. State	11/15	*	29	1-8	.125	0-2	.000	0-0	.000	0-2	2	3	0	1	0	0	2
vs. Providence	11/16	*	36	3-8	.375	0-1	.000	0-2	.000	2-2	4	1	0	1	0	2	6
vs. Akron	11/18	*	36	1-10	.100	0-2	.000	9-11	.818	7-3	10	4	0	3	0	1	11
BUCKNELL	11/23	*	35	3-5	.600	1-2	.500	2-2	1.000	3-5	8	3	1	0	0	1	9
BC	11/28	*	38	2-9	.222	0-3	.000	1-2	.500	3-10	13	1	0	0	1	1	5
PENN	12/1	*	24	2-6	.333	0-1	.000	3-4	.750	4-4	8	4	0	2	0	0	7
@ La Salle	12/5	*	40	6-11	.545	0-0	.000	0-1	.000	2-7	9	2	0	2	0	0	12
ARMY	12/8	*	38	5-11	.455	1-5	.200	3-7	.429	1-9	10	1	2	3	2	1	14
DELAWARE ST	12/15	*	20	2-4	.500	0-1	.000	2-2	1.000	0-3	3	5	0	1	0	0	6
UNH	12/23		21	2-5	.400	0-1	.000	0-0	.000	1-5	6	2	2	1	0	0	4
DUQUESNE	12/29	*	27	2-5	.400	0-0	.000	1-2	.500	2-5	7	3	1	3	0	0	5
@ Wisconsin	1/3	*	31	1-3	.333	0-0	.000	0-0	.000	3-8	11	2	0	2	1	0	2
INDIANA	1/7	*	39	6-17	.353	2-5	.400	0-1	.000	2-3	5	2	0	3	0	0	14
NWERNERN	1/10	*	28	2-7	.286	0-1	.000	0-0	.000	1-8	9	2	0	2	1	0	4
@ Purdue	1/13	*	34	2-7	.286	0-0	.000	1-2	.500	3-5	8	2	0	3	0	1	5
MICHIGAN ST	1/16	*	26	1-2	.500	0-0	.000	0-0	.000	0-3	3	1	0	1	0	1	2
NEBRASKA	1/19	*	29	4-9	.444	0-2	.000	0-2	.000	4-1	5	2	1	1	0	0	8
@ Indiana	1/23		26	2-5	.400	1-4	.250	4-4	1.000	2-3	5	1	1	1	2	0	9
OHIO STATE	1/26	*	22	0-3	.000	0-0	.000	0-0	.000	0-1	1	5	1	0	1	0	0
@ Iowa	1/31		19	0-7	.000	0-2	.000	1-2	.500	2-4	6	3	0	1	0	0	1
PURDUE	2/5		31	4-8	.500	0-0	.000	0-0	.000	1-7	8	1	0	0	0	1	8
@ Nebraska	2/9	*	27	1-5	.200	0-2	.000	3-4	.750	3-10	13	5	0	1	0	0	5
IOWA	2/8	*	31	2-7	.286	0-1	.000	0-0	.000	2-2	4	1	0	0	1	1	4
@ Michigan	2/17	*	38	4-10	.400	0-0	.000	3-4	.750	1-9	10	3	1	2	1	0	11
@ Illinois	2/21	*	35	2-8	.250	0-1	.000	0-0	.000	3-3	6	5	2	2	1	1	4
MICHIGAN	2/27	*	36	4-9	.444	0-1	.000	7-9	.778	3-9	12	2	4	0	0	4	15
@ Minnesota	3/2	*	39	3-11	.273	0-0	.000	2-3	.667	0-3	3	3	0	0	0	1	8
@ Northwestern	3/7	*	32	0-1	.000	0-0	.000	8-12	.667	2-7	9	3	2	2	0	2	8
WISCONSIN	3/10	*	38	2-3	.667	0-0	.000	2-2	1.000	1-10	11	2	1	0	0	1	6

CAREER STATISTICS

Season	gp-gs	min/avg	Total		3-Point		F-Throws		Rebounds				Scoring							
			fg-fga	pct	fg-fga	pct	ft-fta	pct	off	def	tot	avg	pf	fo	ast	to	blk	stl	pts	avg
2011-12	32-16	574/17.9	57-127	.449	4-24	.167	24-50	.480	57	78	135	4.2	69	3	13	24	8	16	142	4.4
2012-13	30-26	938/31.3	73-213	.343	5-40	.125	54-82	.659	63	155	218	7.3	78	4	19	41	11	19	205	6.8
TOTAL	62-42	1512/24.4	130-340	.382	9-64	.141	78-132	.591	120	233	353	5.7	147	7	32	65	19	35	347	5.6

PENN STATE 65 SAINT FRANCIS 58

Nov. 9, 2012 @ University Park, Pa.

PENN STATE LEADERS

Scoring Leader: Frazier (23)

Rebounding Leader: Travis (9)

Assist Leader: Frazier (6)

Penn State overcame a tough shooting night with a tremendous 28-of-32 (.875) effort at the foul line and a 38-22 rebound advantage to post its eighth-straight season opening win. Tim Frazier led the Lions with 23 points and six assists while posting a career-best 17-of-18 effort at the charity stripe. D.J. Newbill, in his first action at Penn State, posted 16 points and seven rebounds and a career-best 9-of-10 at the foul line. Ross Travis added 10 points and a career-best tying nine boards. The Lions shot 29 percent in the first half and 36 percent for the game, including a 3-of-24 (.125) effort from three, but outscored St. Francis 28-9 at the foul line to overcome 17 turnovers. Penn State led by 10 in the first half, but saw that trimmed to 26-20 at the half. SFU hit three straight threes to take a one-point lead in the second half behind 19 points from Ollie Jackson. Frazier scored 16 second half points to take control for PSU.

Saint Francis 58 • 0-1

#	Player	Total			3-Ptr			Rebounds			PF	TP	A	TO	Bk	Stl	Min
		FG-FGA	FG-FGA	FT-FTA	FG-FGA	FG-FGA	FT-FTA	Off	Def	Total							
15	BROWN, Earl	f	1-2	0-0	0-0	0	3	3	2	1	5	0	0	1	3		
40	DRINNON, Ronnie	f	2-3	0-0	2-2	2	3	5	4	6	0	1	0	0	30		
01	SHANNON, Umar	g	2-12	1-4	4-4	0	5	5	0	9	4	3	1	0	36		
12	BROWN, Greg	g	0-1	0-0	0-0	0	0	0	2	0	1	0	0	20			
22	JACKSON, Ollie	g	6-10	4-8	3-6	3	3	2	19	0	1	0	0	33			
05	WHYATT, Stephen	g	4-8	0-2	0-1	0	1	1	4	8	3	4	0	3	23		
14	MAJOR, Dominique	g	1-3	1-3	0-0	0	0	0	0	3	0	0	0	6			
21	RITTER, Kam	g	4-4	1-1	0-1	0	2	2	5	9	0	0	1	24			
30	PETERS, Tony	g	0-0	0-0	0-0	0	0	0	2	0	0	1	0	5			
32	ERVIN, Anthony	g	0-0	0-0	0-0	0	0	0	1	0	0	0	0	5			
34	STANLEY, Storm	g	1-2	0-0	0-0	0	0	0	2	0	0	0	0	5			
	Team					0	3	3									
	Totals		21-45	7-19	9-14	2	20	22	23	58	8	16	1	4	200		

FG % 1st Half: 7-21 33.3% 2nd half: 14-24 58.3% Game: 21-45 46.7%
 3FG % 1st Half: 3-10 30.0% 2nd half: 4-9 44.4% Game: 7-19 36.8%
 FT % 1st Half: 3-4 75.0% 2nd half: 6-10 60.0% Game: 9-14 64.3%

Penn State 65 • 1-0

#	Player	Total			3-Ptr			Rebounds			PF	TP	A	TO	Bk	Stl	Min
		FG-FGA	FG-FGA	FT-FTA	FG-FGA	FG-FGA	FT-FTA	Off	Def	Total							
25	Graham, Jon	f	1-3	0-0	0-0	1	2	3	4	2	0	2	2	0	22		
43	Travis, Ross	f	4-9	0-3	2-4	5	4	9	4	10	0	3	0	0	33		
02	Newbill, D.J.	g	3-10	1-7	9-10	2	5	7	2	16	1	4	0	1	36		
11	Marshall, Jermaine	g	4-8	1-5	0-0	1	5	6	4	9	3	3	2	33			
23	Frazier, Tim	g	3-9	0-3	17-18	0	4	4	3	23	6	3	1	2	39		
10	Taylor, Brandon	g	0-2	0-1	0-0	1	1	2	1	0	0	0	0	5			
14	Montminy, Kevin	g	0-0	0-0	0-0	0	0	0	0	0	0	0	0	0+			
20	Colella, Nick	g	1-5	1-5	0-0	2	1	3	2	3	0	1	0	11			
21	Borovnjak, Sasa	g	1-1	0-0	0-0	2	2	3	2	0	1	0	0	10			
	Team					1	1	2									
	Totals		17-47	3-24	28-32	13	25	38	23	65	8	17	3	6	200		

FG % 1st Half: 7-24 29.2% 2nd half: 10-23 43.5% Game: 17-47 36.2%
 3FG % 1st Half: 1-12 8.3% 2nd half: 1-12 8.3% Game: 3-24 12.5%
 FT % 1st Half: 11-12 91.7% 2nd half: 17-20 85.0% Game: 28-32 87.5%

Officials: Mike Kitts, Ray Perone, Bill Ek
 Technical fouls: Saint Francis-None, Penn State-None.
 Attendance: 7229
 Flagrant: 1 foul on SFU #15 at 17:47 of first half.

Score by periods

	1st	2nd	Total
Saint Francis	20	38	58
Penn State	26	39	65

Points In Off 2nd Fast
 24 Paint T/O Chance Break
 PSU 20 15 10 4 5

No. 6 N.C. STATE 72 PENN STATE 55

Nov. 15, 2012 @ Bayamon, Puerto Rico

PENN STATE LEADERS

Scoring Leader: Frazier (23)

Rebounding Leader: Graham (10)

Assist Leader: Frazier (2)

Penn State could not find its shooting touch in the first game of the Puerto Rico Tip-Off starting 2-of-10 and going on to shoot 31.7 percent from the floor and 3-of-19 (15.8%) in a 72-55 loss to No. 6 N.C. State. Tim Frazier led the way with 23 points on 10-of-11 at the foul line and 6-of-20 from the floor. D.J. Newbill added 13 points, Jermaine Marshall 11 points and eight boards and Jon Graham a career-best equaling 10 rebounds. N.C. State was paced by 22 points and eight boards from freshman T.J. Warren off the bench as the Wolfpack hit 8-of-16 from three and shot 50 percent for the game. PSU kept it close in the first half trailing by just six after a Marshall three with 4:33 left in the half before going to the locker room down 35-26. N.C. State used a 10-0 run early in the second to open up a 47-30 lead as the Lions had one field goal in the first five minutes of the half. N.C. State led by as many as 25 before PSU closed within 14 late.

North Carolina State 72 • 2-0

#	Player	Total			3-Ptr			Rebounds			PF	TP	A	TO	Bk	Stl	Min
		FG-FGA	FG-FGA	FT-FTA	FG-FGA	FG-FGA	FT-FTA	Off	Def	Total							
01	Howell, Richard	f	4-6	0-0	1-2	1	4	5	2	0	2	0	1	19			
05	Leslie, C.J.	f	5-8	0-0	4-6	2	2	4	1	14	2	1	0	1	28		
15	Wood, Scott	f	3-6	2-4	0-0	0	5	5	2	8	0	1	0	0	36		
00	Purvis, Rodney	g	4-7	3-3	1-3	0	1	1	1	12	3	3	0	0	32		
02	Brown, Lorenzo	g	1-10	0-3	5-6	0	4	3	7	4	2	0	3	36			
12	Lewis, Tyler	g	0-1	0-1	0-0	0	1	1	0	2	3	0	2	10			
13	De Thaeys, Thomas	g	0-1	0-1	0-0	0	1	1	0	0	0	0	0	3			
14	Vandenbergh, Jordan	g	0-0	0-0	0-0	0	2	2	0	0	0	0	0	4			
24	Warren, T.J.	g	9-12	3-4	1-1	2	6	8	3	22	1	1	0	1	32		
	Team					1	2	3									
	Totals		26-52	8-16	12-18	7	29	36	16	72	12	14	1	8	200		

FG % 1st Half: 12-27 44.4% 2nd half: 14-25 56.0% Game: 26-52 50.0%
 3FG % 1st Half: 4-7 57.1% 2nd half: 4-9 44.4% Game: 8-18 50.0%
 FT % 1st Half: 7-10 70.0% 2nd half: 5-8 62.5% Game: 12-16 75.0%

Penn State 55 • 1-1

#	Player	Total			3-Ptr			Rebounds			PF	TP	A	TO	Bk	Stl	Min
		FG-FGA	FG-FGA	FT-FTA	FG-FGA	FG-FGA	FT-FTA	Off	Def	Total							
25	Graham, Jon	f	1-5	0-0	2-2	6	4	10	3	4	1	0	0	0	22		
43	Travis, Ross	f	1-8	0-2	0-0	0	2	2	3	2	0	1	0	0	29		
02	Newbill, D.J.	g	6-12	1-3	0-1	2	1	3	3	13	1	5	0	2	36		
11	Marshall, Jermaine	g	4-12	1-7	2-3	1	7	8	1	11	0	2	1	2	34		
23	Frazier, Tim	g	6-20	1-5	10-11	3	2	5	1	23	2	4	0	3	40		
05	Jack, Donovan	g	0-0	0-0	0-0	0	1	1	2	4	0	0	0	0	6		
10	Taylor, Brandon	g	1-3	0-2	0-0	1	2	3	2	0	0	0	0	0	11		
20	Colella, Nick	g	0-0	0-0	0-0	0	0	0	0	0	0	0	0	0	11		
21	Borovnjak, Sasa	g	0-0	0-0	0-0	0	3	3	2	0	1	0	0	0	11		
	Team					1	2	3									
	Totals		19-60	3-19	14-17	14	22	36	18	55	4	13	1	8	200		

FG % 1st Half: 9-27 33.3% 2nd half: 10-33 30.3% Game: 19-60 31.7%
 3FG % 1st Half: 2-9 22.2% 2nd half: 1-10 10.0% Game: 3-19 15.8%
 FT % 1st Half: 6-7 85.7% 2nd half: 8-10 80.0% Game: 14-17 82.4%

Officials: Rick Crawford, John Hughes, Bret Smith
 Technical fouls: North Carolina State-None, Penn State-None.
 Attendance: 5

Score by periods

	1st	2nd	Total
North Carolina State	35	37	72
Penn State	26	29	55

Points In Off 2nd Fast
 28 Paint T/O Chance Break
 PENN 26 29 55

PENN STATE 55 PROVIDENCE 52 OT

Nov. 16, 2012 @ Bayamon, Puerto Rico

PENN STATE LEADERS

Scoring Leader: Frazier (19)

Rebounding Leader: Frazier (9)

Assist Leader: Frazier (7)

Despite struggling shooting and trailing for most of the game, Penn State found a way to win behind team highs of 19 points, nine rebounds, seven assists and four steals from Tim Frazier and late clutch shooting from Jermaine Marshall (13) for its first overtime victory under coach Patrick Chambers. Both teams struggled in the first half that saw Providence leading 16-14 at the break with the teams a combined 11-of-42 from the floor. Penn State warmed up to shoot 42 percent in the second half and 4-of-6 in overtime and grabbed 11 steals while forcing 21 Friar turnovers using a 1-2-2 press in the second half. Trailing by 10, 30-20, with 12:28 to play, Frazier scored 13 of the Lions' 20 points, and nine straight at one point, in a 20-7 run that saw Penn State take a 40-37 lead with 2:23 left. A Marshall three gave PSU a 43-41 lead, but two Kadeem Batts free throws sent it to overtime. A D.J. Newbill jumper and another Marshall three gave PSU the lead for good in overtime.

Penn State 55 • 2-1

#	Player	Total			3-Ptr			Rebounds			PF	TP	A	TO	Bk	Stl	Min
		FG-FGA	FG-FGA	FT-FTA	FG-FGA	FG-FGA	FT-FTA	Off	Def	Total							
25	Graham, Jon	f	0-0	0-0	0-0	2	1	3	3	0	0	1	2	1	13		
43	Travis, Ross	f	3-8	0-1	3-2	2	2	4	1	6	0	1	0	0	36		
02	Newbill, D.J.	g	3-5	0-1	3-2	2	4	6	3	9	3	4	0	0	35		
11	Marshall, Jermaine	g	4-18	1-3	2-2	0	5	5	4	13	0	3	0	3	34		
23	Frazier, Tim	g	6-13	3-12	6-10	6	3	9	3	19	4	0	4	0	45		
10	Taylor, Brandon	g	2-3	0-0	0-0	1	1	2	2	4	0	1	1	0	18		
20	Colella, Nick	g	0-4	0-0	0-0	0	0	0	0	0	0	0	0	1	16		
21	Borovnjak, Sasa	g	2-2	0-0	0-2	2	2	4	5	4	0	2	0	0	28		
	Team					1	1	2									
	Totals		20-53	4-21	11-19	16	19	35	21	55	10	16	3	11	225		

FG % 1st Half: 6-23 26.1% 2nd half: 10-24 41.7% OT: 4-6 66.7% Game: 20-53 37.7%
 3FG % 1st Half: 1-10 10.0% 2nd half: 2-10 20.0% OT: 1-1 100.0% Game: 4



PENN STATE 60 BUCKNELL 57

Nov. 23, 2012 @ University Park, Pa.

PENN STATE LEADERS

Scoring Leader: Marshall (17) Rebounding Leader: Travis (8) Assist Leader: Newbill (7)

Penn State hit 14 of its first 18 shots in the second half and finished the half shooting 65% from the floor and 5-of-6 from three to overcome a 22-16 halftime deficit and down previously unbeaten Bucknell for the 11th straight time.

BUCKNELL 57 • 5-1

Table with columns: #, Player, FG-FGA, 3-Ptr, FT-FTA, Rebounds, PF, TP, A TO Blk, Stl, Min. Includes player stats for Willman, Muscala, Hill, Johnson, Bryson, Ayers, Kaspar, Fitzpatrick, Brian, Frazier, Hoffman, Dom, Team.

FG % 1st Half: 5-14 35.7% 2nd half: 11-27 40.7% Game: 16-41 39.0% 3FG % 1st Half: 2-7 28.6% 2nd half: 5-11 27.3% Game: 5-18 27.8% FT % 1st Half: 10-13 76.9% 2nd half: 10-12 83.3% Game: 20-25 80.0%

Penn State 60 • 3-2

Table with columns: #, Player, FG-FGA, 3-Ptr, FT-FTA, Rebounds, PF, TP, A TO Blk, Stl, Min. Includes player stats for Taylor, Brandon, Graham, Jon, Travis, Ross, Newbill, D.J., Marshall, Jermaine, Colella, Nick, Borovnjak, Sasa, Ackerman, Pat, Team.

FG % 1st Half: 5-31 16.1% 2nd half: 17-26 65.4% Game: 22-57 38.6% 3FG % 1st Half: 2-13 15.4% 2nd half: 5-6 83.3% Game: 7-19 36.8% FT % 1st Half: 1-10 10.0% 2nd half: 5-10 50.0% Game: 9-20 45.0%

Officials: Larry Sciotto, DJ Carstensen, Jim Bruno Technical fouls: BUCKNELL-None. Penn State-None. Attendance: 7713

Score by periods table with columns: 1st, 2nd, Total. Penn State 22 35 57, Bucknell 16 44 60.

Score tied - 3 times. Largest lead - BUCKNELL 2nd-00-09, PSU 2nd-00-35. Largest lead - BUCKNELL by 8 1st-13:34, PSU by 7 2nd-06:26.

BOSTON COLLEGE 73 PENN STATE 61

Nov. 28, 2012 @ University Park, Pa.

PENN STATE LEADERS

Scoring Leader: Marshall (25) Rebounding Leader: Travis (13) Assist Leader: Newbill (3)

Trailing 59-39 with 5:22 to play, the Lions reeled off 14 straight points in just over a minute and strung together an 18-1 run that sliced the lead to 60-57 with 3:08 to play, but would get no closer falling to Boston College, 73-61.

Boston College 73 • 3-4

Table with columns: #, Player, FG-FGA, 3-Ptr, FT-FTA, Rebounds, PF, TP, A TO Blk, Stl, Min. Includes player stats for Anderson, Ryan, Clifford, Dennis, Hanlan, Olivier, Rahton, Jon, Heckmann, Patrick, Odier, Eddie, Caudill, KC, Van Nest, Andrew, Jackson, Lonnie, Ruybin, Danny, Team.

FG % 1st Half: 9-24 37.5% 2nd half: 10-21 47.6% Game: 19-45 42.2% 3FG % 1st Half: 3-10 30.0% 2nd half: 3-10 30.0% Game: 8-18 44.4% FT % 1st Half: 10-13 76.9% 2nd half: 17-23 73.9% Game: 27-36 75.0%

Penn State 61 • 3-3

Table with columns: #, Player, FG-FGA, 3-Ptr, FT-FTA, Rebounds, PF, TP, A TO Blk, Stl, Min. Includes player stats for Taylor, Brandon, Graham, Jon, Travis, Ross, Newbill, D.J., Marshall, Jermaine, Maduegunbam, Akosa, Jack, Donovan, Colella, Nick, Borovnjak, Sasa, Team.

FG % 1st Half: 9-23 39.1% 2nd half: 10-30 33.3% Game: 19-53 35.8% 3FG % 1st Half: 3-10 30.0% 2nd half: 3-10 30.0% Game: 6-20 30.0% FT % 1st Half: 3-5 60.0% 2nd half: 14-20 70.0% Game: 17-25 68.0%

Officials: Mike Sanzere, Ray Perone, Larry Sciotto Technical fouls: Boston College-None. Penn State-None. Attendance: 6889

Score by periods table with columns: 1st, 2nd, Total. Penn State 24 37 61, Boston College 31 42 73.

Score tied - 1 time. Largest lead - BC by 20 2nd-05:22, PSU by 2 1st-17:31.

PENN STATE 58 PENN 47

Dec. 1, 2012 @ University Park, Pa.

PENN STATE LEADERS

Scoring Leader: Marshall (18) Rebounding Leader: Travis (8) Assist Leader: Newbill (4)

Penn State shot 5-of-7 from three in the first half, paced by 11 points on 3-of-4 from the arc from freshman Brandon Taylor, to take a 31-22 halftime lead over Penn. A pair of break-away dunks from D.J. Newbill pushed the lead to 13 to open the second half and Penn State held on as Penn used an 8-2 run to close the margin to four, 43-39, with 7:22 to play.

Penn 47 • 2-6

Table with columns: #, Player, FG-FGA, 3-Ptr, FT-FTA, Rebounds, PF, TP, A TO Blk, Stl, Min. Includes player stats for Brooks, Henry, Dougherty, Fran, Cartwright, Miles, Lewis, Jamal, Rennard, Steve, Hicks, Tony, Nelson-Henry, Darien, Crocker, Camryn, Jok, Dau, Louis, Greg, Lucas-Perry, Patrick, Team.

FG % 1st Half: 9-23 39.1% 2nd half: 9-27 33.3% Game: 18-50 36.0% 3FG % 1st Half: 3-10 30.0% 2nd half: 2-12 16.7% Game: 5-22 22.7% FT % 1st Half: 1-3 33.3% 2nd half: 5-7 71.4% Game: 6-10 60.0%

Penn State 58 • 4-3

Table with columns: #, Player, FG-FGA, 3-Ptr, FT-FTA, Rebounds, PF, TP, A TO Blk, Stl, Min. Includes player stats for Taylor, Brandon, Graham, Jon, Travis, Ross, Newbill, D.J., Marshall, Jermaine, Maduegunbam, Akosa, Jack, Donovan, Colella, Nick, Borovnjak, Sasa, Team.

FG % 1st Half: 8-18 44.4% 2nd half: 10-27 37.0% Game: 18-45 40.0% 3FG % 1st Half: 5-7 71.4% 2nd half: 0-9 0.0% Game: 5-16 31.3% FT % 1st Half: 10-14 71.4% 2nd half: 7-9 77.8% Game: 17-23 73.9%

Officials: Terry Wymer, Pat Driscoll, Chris Beaver Technical fouls: Penn-Lewis, Jamal. Penn State-None. Attendance: 7086

Score by periods table with columns: 1st, 2nd, Total. Penn 22 25 47, Penn State 31 27 58.

Score tied - 2 times. Largest lead - PENN by 3 1st-12:46, PSU by 13 2nd-16:42.

LA SALLE 82 PENN STATE 57

Dec. 5, 2012 @ Philadelphia, Pa.

PENN STATE LEADERS

Scoring Leader: Marshall (19) Rebounding Leader: Travis (9) Assist Leader: Newbill (5)

La Salle hit 16-of-31 (51%) from three to blow open what was a close game through 26 minutes and claim a run-away 82-57 victory. Penn State shot 56 percent from the floor and 3-of-6 from three in the first half to trail by just four, 38-34, at the break, but suffered through prolonged scoring droughts and shot just 33 percent in the second half and 0-of-6 from three as La Salle used a 25-5 run six minutes into the half to blow open a 20-point lead.

Penn State 57 • 4-4

Table with columns: #, Player, FG-FGA, 3-Ptr, FT-FTA, Rebounds, PF, TP, A TO Blk, Stl, Min. Includes player stats for Taylor, Brandon, Graham, Jon, Travis, Ross, Newbill, D.J., Marshall, Jermaine, Maduegunbam, Akosa, Jack, Donovan, Colella, Nick, Borovnjak, Sasa, Team.

FG % 1st Half: 13-23 56.5% 2nd half: 9-27 33.3% Game: 22-50 44.0% 3FG % 1st Half: 5-6 83.3% 2nd half: 0-6 0.0% Game: 5-12 41.7% FT % 1st Half: 5-9 55.6% 2nd half: 5-8 62.5% Game: 10-17 58.8%

La Salle 82 • 5-1

Table with columns: #, Player, FG-FGA, 3-Ptr, FT-FTA, Rebounds, PF, TP, A TO Blk, Stl, Min. Includes player stats for WRIGHT, Jerrell, ZACK, Steve, DUREN, Tyreek, MILLS, Sam, GALLOWAY, Ramon, PETERSON, D.J., HUNN, Taylor, LEWIS, O.J., DUENT, Garvin, BROWN, Rohan, Team.

FG % 1st Half: 12-27 44.4% 2nd half: 12-22 54.5% Game: 24-49 49.0% 3FG % 1st Half: 8-17 47.1% 2nd half: 8-14 57.1% Game: 16-31 51.6% FT % 1st Half: 6-7 85.7% 2nd half: 12-17 70.6% Game: 18-24 75.0%

Officials: Earl Walton, Kevin Ferguson, Edward Hightower Technical fouls: Penn State-TEAM. La Salle-None. Attendance: 4382

Score by periods table with columns: 1st, 2nd, Total. Penn State 34 23 57, La Salle 38 44 82.

Score tied - 4 times.



**PENN STATE 78
ARMY 70**

Dec. 8, 2012 @ University Park, Pa.

PENN STATE LEADERS

Scoring Leader: Newbill (19)
Rebounding Leader: Travis (10)
Assist Leader: Newbill (5)

Penn State shot 56 percent in the first half to build a 40-28 halftime lead and then held off an Army charge that got the Black Knights within two mid-way through the second half. The Lions posted season highs shooting 50.9% and scoring 78 points while winning the rebounding battle 41-27. Four Lions scored in double-digits led by 19 points from D.J. Newbill and 16 from Jermaine Marshall. Ross Travis posted a double-double with 14 points and 10 rebounds. Army used a press to cut a 48-38 Lion lead to 52-50 with 12:00 to play. PSU responded with a Nick Colella three and after battling back and forth mounted a 10-0 run fueled by Newbill and Brandon Taylor (14 points on the night) to build a 68-54 lead with 5:32 to play. Army, which was led by 23 points from Ella Ellis, got no closer than eight the rest of the way after shooting 38.9%.

Army 70 • 4-4

#	Player	Total		3-Ptr		Rebounds			PF	TP	A	T	Blk	Stl	Min
		FG	FGA	FG	FGA	FT	FTA	Off							
13	Ellis, Ella	f	5-11	4-8	9-11	1	2	3	5	23	1	4	0	0	22
23	Toomey, Larry	f	0-4	0-2	0-0	0	1	1	1	0	1	2	0	0	20
42	Springer, Jordan	c	0-0	0-0	1-2	0	0	0	3	1	0	1	0	0	16
10	Toth, Kyle	f	5-10	3-8	0-0	1	4	5	1	13	0	0	0	0	26
11	Cox, Dylan	g	1-2	0-0	1-1	0	4	4	4	3	7	5	1	3	24
00	Lenox, Maxwell	g	0-0	0-0	0	1	1	2	0	2	0	0	1	0	10
04	Gramling, Matt	g	0-0	0-0	0	0	1	1	0	0	1	0	1	7	
21	Wilson, Kyle	g	4-11	1-3	0-0	1	2	3	2	9	1	0	0	0	23
23	Herbeck, Josh	g	3-10	2-7	0-0	0	3	3	1	8	1	1	0	2	22
31	Ferguson, Kevin	g	1-2	0-0	1-2	0	1	1	0	3	0	0	0	1	8
32	Plomb, Tanner	g	1-1	0-0	2-2	0	1	1	0	2	0	0	0	6	
52	Stire, Andrew	Team	2-3	0-0	4-6	2	0	2	1	8	1	1	0	0	16
Totals			21-54	10-28	18-24	7	20	27	20	70	15	2	7	0	200

FG % 1st Half: 9-24 37.5% 2nd half: 12-30 40.0% Game: 21-54 38.9%
3FG % 1st Half: 5-13 38.5% 2nd half: 5-15 33.3% Game: 10-28 35.7%
FT % 1st Half: 5-7 71.4% 2nd half: 13-17 76.5% Game: 18-24 75.0%

Deathball
Rebounds
2.3

Penn State 78 • 5-4

#	Player	Total		3-Ptr		Rebounds			PF	TP	A	T	Blk	Stl	Min
		FG	FGA	FG	FGA	FT	FTA	Off							
10	Taylor, Brandon	f	5-10	2-4	2-2	1	3	4	3	14	0	1	0	0	26
21	Borovnjak, Sasa	f	2-3	0-0	0-0	2	1	3	4	4	1	0	0	0	15
43	Travis, Ross	f	5-11	1-5	3-7	1	9	10	1	14	2	3	2	1	38
02	Newbill, D.J.	g	7-15	0-2	5-7	2	4	6	2	19	5	4	0	1	35
11	Marshall, Jermaine	g	1-3	1-3	3-4	2	4	6	3	16	4	5	0	4	39
01	Maduegbunam, Akosa	g	0-0	0-0	0	0	0	0	0	0	0	0	0	0	1
05	Jack, Donovan	g	0-1	0-0	0-0	0	0	0	0	1	0	1	0	0	6
14	Montminy, Kevin	g	0-0	0-0	0-0	0	0	0	0	0	0	0	0	0	0
20	Colella, Nick	g	3-5	3-5	0-0	1	3	4	3	9	1	2	0	1	17
25	Graham, Jon	g	1-2	0-0	0-0	0	3	3	4	2	0	0	0	0	13
Totals			29-57	7-19	13-20	11	30	41	21	78	13	7	0	2	200

FG % 1st Half: 18-32 56.3% 2nd half: 11-25 44.0% Game: 29-57 50.9%
3FG % 1st Half: 3-9 33.3% 2nd half: 4-10 40.0% Game: 7-19 36.8%
FT % 1st Half: 1-2 50.0% 2nd half: 12-18 66.7% Game: 13-20 65.0%

Deathball
Rebounds
1

Officials: Glenn Mayborg, Steve McLunkins, Tim Stewart
Technical fouls: Army-None, Penn State-None.
Attendance: 7247

Score by periods	1st	2nd	Total
Army	28	42	70
Penn State	40	38	78

	In	Off	2nd	Fast
Points	Paint	T/O	Chance	Break
ARMY	14	16	15	8
PSU	28	12	15	11

**PENN STATE 80
DELAWARE STATE 76**

Dec. 15, 2012 @ University Park, Pa.

PENN STATE LEADERS

Scoring Leader: Newbill (22)
Rebounding Leader: Borovnjak (8)
Assist Leader: Newbill & Marshall (5)

Penn State came out hot, jumped to an 18-point first half lead and then survived a gut check as Delaware sent the game to overtime and posted its first lead of the game with 3:06 left in the extra period. Jermaine Marshall and D.J. Newbill responded, Marshall hitting a big three with the Lions trailing by three with 1:07 remaining to tie the game and Newbill driving for the game winning layup with 30 seconds to play. Newbill led the Lions with a career high tying 22 points while Marshall had 15 points, seven rebounds and five assists in 42 minutes. Sasa Borovnjak had his best game of the season with 14 points and a career high tying eight rebounds. The Lions shot 59% in the first half to lead 37-29 at the break, but saw the Hornets shooting 50% in the second half and tie the game for the first time on a Tyshawn Bell three with 12 seconds to play. Casey Walker led DSU with 24 points, including five threes. Penn State shot 49% for the game and had a season high 15 assists.

Delaware State 76 • 5-6

#	Player	Total		3-Ptr		Rebounds			PF	TP	A	T	Blk	Stl	Min
		FG	FGA	FG	FGA	FT	FTA	Off							
32	Oliver, Marques	f	3-3	0-0	3-3	3	5	8	5	9	0	3	2	1	41
01	Gray, Kendall	c	0-4	0-0	0-0	0	0	0	4	0	0	0	0	0	18
11	Thomas, Fahj	g	2-10	1-5	5-8	0	4	3	10	1	1	0	3	43	
13	Thomas, Albert	g	4-7	0-1	5-7	0	0	0	3	13	6	1	0	29	
22	Walker, Casey	g	8-19	5-13	0-0	0	11	11	0	1	0	0	0	41	
02	Bovini, Jabari	g	0-1	0-0	0-0	0	0	0	1	0	1	0	0	3	
03	Bell, Tyshawn	g	5-11	3-7	2-2	1	3	4	4	15	0	2	1	24	
10	Bowman Jr., Miles	g	0-1	0-0	0-0	0	0	0	0	0	0	0	0	1	
00	Oliver, Brandon	g	0-1	0-0	0-0	0	0	0	0	0	0	0	0	1	
21	Sill, Scott	g	1-3	1-3	0-0	0	1	1	0	3	0	0	0	8	
20	Lawson, Jordan	g	0-0	0-0	0-0	0	0	0	0	0	0	0	0	0	
35	Doyle, Nick	g	0-0	0-0	0-0	0	0	0	0	0	0	0	0	0	
55	Coger, Michael	g	0-0	0-0	0-0	0	0	0	0	0	0	0	0	0	
Team			24-60	10-30	18-24	2	28	34	24	76	10	8	6	225	

FG % 1st Half: 8-26 30.8% 2nd half: 13-26 50.0% OT: 3-8 37.5% Game: 24-60 40.0%
3FG % 1st Half: 5-13 38.5% 2nd half: 4-13 30.8% OT: 1-4 25.0% Game: 10-30 33.3%
FT % 1st Half: 8-10 80.0% 2nd half: 10-12 83.3% OT: 0-2 0.0% Game: 18-24 75.0%

Deathball
Rebounds
3

Penn State 80 • 6-4

#	Player	Total		3-Ptr		Rebounds			PF	TP	A	T	Blk	Stl	Min
		FG	FGA	FG	FGA	FT	FTA	Off							
10	Taylor, Brandon	f	2-7	1-4	2-2	0	4	1	7	1	2	2	1	1	33
21	Borovnjak, Sasa	f	3-4	0-0	8-10	2	6	8	3	14	2	0	1	0	37
43	Travis, Ross	f	2-4	0-1	2-2	0	3	3	5	6	0	1	0	0	20
02	Newbill, D.J.	g	8-13	1-2	5-6	1	4	5	4	22	5	3	0	34	
11	Marshall, Jermaine	g	1-3	1-3	4-7	1	3	7	4	7	2	15	2	1	42
01	Maduegbunam, Akosa	g	1-2	0-1	0-2	0	2	2	1	2	1	0	0	4	
05	Jack, Donovan	g	4-5	0-0	0-2	1	2	3	8	0	0	1	0	12	
14	Montminy, Kevin	g	2-5	0-0	0-0	0	2	2	6	1	2	0	1	0	
20	Colella, Nick	g	1-2	0-0	0-0	1	3	3	6	1	2	0	1	9	
25	Graham, Jon	g	0-0	0-0	0-0	0	2	2	0	0	0	1	0	8	
Team			26-53	7-18	21-31	6	32	38	21	80	15	11	5	225	

FG % 1st Half: 13-22 59.1% 2nd half: 10-25 40.0% OT: 3-6 50.0% Game: 26-53 49.1%
3FG % 1st Half: 6-10 60.0% 2nd half: 0-7 0.0% OT: 1-1 100.0% Game: 7-18 38.9%
FT % 1st Half: 8-8 100.0% 2nd half: 12-15 80.0% OT: 4-8 50.0% Game: 21-31 67.7%

Deathball
Rebounds
3.1

Officials: Tim Clougherty, DJ Carlstens, Jim Schipper
Technical fouls: Delaware State-None, Penn State-None.
Attendance: 5751

Score by periods	1st	2nd	OT	Total
Delaware State	29	40	7	76
Penn State	37	32	11	80

	In	Off	2nd	Fast
Points	Paint	T/O	Chance	Break
DSU	26	4	0	20
PSU	12	11	5	16

Last FG - DSU OT-01:24, PSU OT-00:30.
Largest lead - DSU by 3 OT-02:29, PSU by 18 1st-11:52.
Score tied - 3 times.
Lead changed - 2 times.

**PENN STATE 72
NEW HAMPSHIRE 45**

Dec. 23, 2012 @ University Park, Pa.

PENN STATE LEADERS

Scoring Leader: Marshall (15)
Rebounding Leader: Travis & Newbill (6)
Assist Leader: Three with (3)

Penn State capitalized on its hot shooting and UNH's offensive struggles to jump ahead early and never look back putting together runs of 10-0, 12-0 and 10-0 in the opening minutes to seize a 34-8 lead. UNH hit 1-of-11 in the opening minutes while PSU was shooting at a clip over 60 percent. The Wildcats ended the game hitting just 22.6%, the lowest for a PSU opponent in the last 15 years, while PSU hit 55 percent in the first half and 46 percent for the game. Jermaine Marshall's 15 points led four Lions in double-figures and 10 Lions that scored. He added a career high five steals as Penn State held a 23-2 lead in points of turnovers. No UNH player reached double-figures. The Lions lead 39-14 at the half and built as much as a 34-point second half lead. The 27-point margin of victory marks the largest under coach Patrick Chambers and the most since a 47-point win over Gardner-Webb in 2009.

New Hampshire 45 • 4-7

#	Player	Total		3-Ptr		Rebounds			PF	TP	A	T	Blk	Stl	Min
		FG	FGA	FG	FGA	FT	FTA	Off							
14	Konari, Patrick	f	1-8	0-2	3-3	1	1	2	3	5	0	2	1	1	25
15	Myrick, Fenz	f	3-11	0-4	3-4	1	2	3	2	9	0	1	0	0	23
04	Pelcher, Chris	c	0-6	0-0	1-2	2	3	5	2	1	2	5	0	0	22
03	Rhoads, Chandler	g	1-5	0-2	6-6	1	4	5	3	8	2	3	0	0	30
05	Bronner, Jordan	g	2-5	2-4	0-0	0	2	2	1	6	0	0	0	0	26
02	Oroszo, Chris	g	0-3	0-3	3-5	2	4	6	3	4	0	5	0	0	18
10	Mortenson, Logan	g	0-1	0-0	0-0	0	1	1	0						



WISCONSIN 60 PENN STATE 51

Jan. 3, 2013 @ Madison, Wisc.

PENN STATE LEADERS

Scoring Leader: Marshall (19) Rebounding Leader: Travis (11) Assist Leader: Newbill (4)

Penn State shot 53 percent in the second half and cut a 12-point deficit with 17:38 to play to one, 50-49, with 2:52 to go. Jermaine Marshall led the Lions with 19 points on 9-of-14 while D.J. Newbill added 12 points, 8 rebounds, four assists and two highlight reel dunks on 6-10 Jared Berggren. The Lions out-shot the Badgers 46 percent to 38 percent and won the rebounding battle 38-32, but shot just one free throw while seeing Wisconsin hit 13-of-26 at the stripe and take advantage of a 23-7 advantage in fouls called against the teams. PSU committed 15 turnovers giving UW a 17-4 edge in points off turnovers and saw UW grab 13 offensive rebounds. The Lions led by four mid-way through the first half, but suffered a six-minute scoring drought to trail by 11, 29-18, at the half. PSU owned a 33-31 scoring advantage in the second half and used runs of 11-3 and 9-0 to slice UW leads. Marshall's jumper brought PSU within one, but UW out-scored PSU 10-2 in the final 2:30.

Penn State 51 • 8-5, 0-1

Summary table for Penn State 51 vs Wisconsin 60, showing player stats and team totals.

FG % 1st Half: 9-24 37.5% 2nd half: 15-28 53.6% Game: 24-52 46.2%
3FG % 1st Half: 0-2 0.0% 2nd half: 3-6 50.0% Game: 3-8 37.5%
FT % 1st Half: 0-0 0.0% 2nd half: 0-1 0.0% Game: 0-1 0.0%

Wisconsin 60 • 10-4, 1-0

Summary table for Wisconsin 60 vs Penn State 51, showing player stats and team totals.

FG % 1st Half: 12-34 35.3% 2nd half: 10-23 43.5% Game: 22-57 38.6%
3FG % 1st Half: 1-11 9.1% 2nd half: 2-6 33.3% Game: 3-17 17.6%
FT % 1st Half: 4-6 66.7% 2nd half: 9-19 47.4% Game: 13-26 50.0%

Officials: Ted Valentine, Gene Steratore, Steve McClunkins
Technical fouls: Penn State-None, Wisconsin-None.
Attendance: 16156

Score by periods table for Wisconsin 60 vs Penn State 51.

Last FG - PSU 2nd-01:15, WIS 2nd-01:06.
Largest lead - PSU by 4 1st-10:42, WIS by 14 2nd-17:38.

No. 5 INDIANA 74 PENN STATE 51

Jan. 7, 2013 @ University Park, Pa.

PENN STATE LEADERS

Scoring Leader: Travis (14) Rebounding Leader: Marshall (7) Assist Leader: Three with (3)

Penn State suffered its worst offensive performance in a month and committed a season-high 19 turnovers to help fuel an Indiana team that shot 52 percent and hit 8-of-16 from three. The Lions shot just 31 percent and 5-of-18 from three and saw IU shoot 19 points off turnovers. PSU won the rebounding battle, 35-33, and pulled 17 offensive boards, but couldn't convert enough to keep pace. Ross Travis led the Lions with 14 points and Jermaine Marshall had 11 and a team high seven rebounds. Four IU players scored in double figures led by Christian Watford with 16 and Cody Zeller with 15. Indiana jumped to an early 15-3 lead. A Travis three cut the lead to nine, but IU used a 10-2 run for a 25-8 lead and led by double-digits the rest of the way. The Lions got no closer than 14 in the second half as IU's lead hovered around 20 most of the half. Penn State forced IU into 12 second half turnovers (17 overall) and just 30 points, but committed 11 of its own and scored 24 points.

Indiana 74 • 14-1, 2-0

Summary table for Indiana 74 vs Penn State 51, showing player stats and team totals.

FG % 1st Half: 14-27 51.9% 2nd half: 8-15 53.3% Game: 22-42 52.4%
3FG % 1st Half: 6-11 54.5% 2nd half: 2-5 40.0% Game: 8-16 50.0%
FT % 1st Half: 10-13 76.9% 2nd half: 12-21 57.1% Game: 22-34 64.7%

Penn State 51 • 8-6, 0-2

Summary table for Penn State 51 vs Indiana 74, showing player stats and team totals.

FG % 1st Half: 11-32 34.4% 2nd half: 8-28 28.6% Game: 19-60 31.7%
3FG % 1st Half: 3-6 50.0% 2nd half: 2-12 16.7% Game: 5-18 27.8%
FT % 1st Half: 2-3 66.7% 2nd half: 6-8 75.0% Game: 8-11 72.7%

Officials: Jim Burr, Lamont Simpson, Gerald Williams
Technical fouls: Indiana-None, Penn State-None.
Attendance: 9386
Flagrant-1: Foul on Ross Travis at 15:07 1st Half

Score by periods table for Penn State 51 vs Indiana 74.

Last FG - IND 2nd-04:06, PSU 2nd-05:58.
Largest lead - IND by 23 2nd-00:31, PSU by 1 1st-18:20.

NORTHWESTERN 70 PENN STATE 54

Jan. 10, 2013 @ University Park, Pa.

PENN STATE LEADERS

Scoring Leader: Newbill (20) Rebounding Leader: Travis (9) Assist Leader: Newbill (3)

Penn State led 12-8 midway through the first half before suffering a scoring drought of 6:30 and seeing Northwestern seize control of the game with a 13-0 run. The Wildcats built a 21-12 lead and eventually used a 25-4 run to build a 17-point first half lead Penn State never got under 13 the rest of the way. D.J. Newbill led Penn State with 20 points on 6-of-19 shooting and Jermain Marshall added 13, all in the second half. Penn State shot just 31 percent and 3-of-15 from three and turned 15 offensive boards into just eight points. Northwestern was led by 18 points from Dave Sobolewski who went 3-of-6 from three and 17 from Jared Swopshire who was 5-of-8 from the floor for an NU team that shot 45 percent and 9-of-22 from three. Trailing 33-18 at the half, Penn State played the second half nearly even trailing NU 37-36. Foul trouble plagued the Lions and limited freshman Brandon Taylor to 20 minutes.

Northwestern 70 • 10-6, 1-2 B1G

Summary table for Northwestern 70 vs Penn State 54, showing player stats and team totals.

FG % 1st Half: 12-25 48.0% 2nd half: 10-23 43.5% Game: 22-48 45.8%
3FG % 1st Half: 4-12 33.3% 2nd half: 5-10 50.0% Game: 9-22 40.9%
FT % 1st Half: 5-7 71.4% 2nd half: 12-19 63.2% Game: 17-26 65.4%

Penn State 54 • 8-7, 0-3 B1G

Summary table for Penn State 54 vs Northwestern 70, showing player stats and team totals.

FG % 1st Half: 8-26 30.8% 2nd half: 10-31 32.3% Game: 18-57 31.6%
3FG % 1st Half: 0-7 0.0% 2nd half: 3-8 37.5% Game: 3-15 20.0%
FT % 1st Half: 2-3 66.7% 2nd half: 13-15 86.7% Game: 15-18 83.3%

Officials: Ted Valentine, Ray Perone, Terry Oglesby
Technical fouls: Northwestern-None, Penn State-None.
Attendance: 6479

Score by periods table for Penn State 54 vs Northwestern 70.

Last FG - NU 2nd-01:54, PSU 2nd-00:37.
Largest lead - NU by 23 2nd-07:47, PSU by 4 1st-13:23.

PURDUE 60 PENN STATE 42

Jan. 13, 2013 @ West Lafayette, Ind.

PENN STATE LEADERS

Scoring Leader: Taylor (11) Rebounding Leader: Newbill (6) Assist Leader: Newbill (4)

Penn State suffered through its worst shooting and lowest scoring game of the season hitting just 25.9% from the floor in a 60-42 loss in Mackey Arena. Despite Purdue shooting 54% in the first half and the Lions offensive struggles throughout, the Lions battle to be down only six, 34-28, with 14:05 to play. The teams combined to shoot 4-of-23 through the opening minutes of the second half, but Penn State failed to capitalize on Purdue's offensive slowdown and 10-of-21 effort from the foul line and the Boilers eventually mounted a 17-2 run to take a commanding 49-30 lead with 7:36 to play. Freshman Brandon Taylor led Penn State with 11 points, all in the first half, and leading scorer D.J. Newbill posted nine but didn't get his first points until 7:19 to play. Newbill and second leading scorer Jermaine Marshall combined to shoot 6-of-25. Four Boilermakers scored in double-digits led by Ronnie Johnson with 13 and 7-0 A.J. Hammons with 12 points, 10 rebounds and five blocks.

Penn State 42 • 8-8, 0-4

Summary table for Penn State 42 vs Purdue 60, showing player stats and team totals.

FG % 1st Half: 8-30 26.7% 2nd half: 7-28 25.0% Game: 15-58 25.9%
3FG % 1st Half: 3-8 37.5% 2nd half: 0-4 0.0% Game: 3-12 25.0%
FT % 1st Half: 3-4 75.0% 2nd half: 6-8 75.0% Game: 9-12 75.0%

Purdue 60 • 8-8, 2-2

Summary table for Purdue 60 vs Penn State 42, showing player stats and team totals.

FG % 1st Half: 13-24 54.2% 2nd half: 10-27 37.0% Game: 23-51 45.1%
3FG % 1st Half: 2-4 50.0% 2nd half: 2-4 50.0% Game: 4-8 50.0%
FT % 1st Half: 2-4 50.0% 2nd half: 9-17 47.1% Game: 10-21 47.6%

Officials: Mike Eades, Tom Eades, Larry Scritto
Technical fouls: Penn State-None, Purdue-None.
Attendance: 13222

Score by periods table for Purdue 60 vs Penn State 42.

Last FG - PSU 2nd-02:10, PUR 2nd-01:32.
Largest lead - PSU None, PUR by 19 2nd-07:36.



No. 18 MICHIGAN STATE 81 PENN STATE 72

Jan. 16, 2013 @ Madison, Wis.

PENN STATE LEADERS
Scoring Leader: Marshall (29)
Rebounding Leader: Marshall (10)
Assist Leader: Newbill (6)

Penn State posted its best shooting and scoring game in Big Ten play to date on the season and got career high scoring games from guards Jermaine Marshall (29) and D.J. Newbill (27) but couldn't overcome an MSU team that shot 53 percent in the second half and got a career high 20 points in just 17 minutes of action from Adreian Payne who joined Branden Dawson in sitting out the first half due to a pre-game incident. PSU held MSU to just 29 first half points on 40% shooting, but saw the Spartans explode for 52 in the second half. The Lions led 36-35 with 15:16 to play when Payne took over scoring 16 points in six minutes to give MSU a 54-44 lead with 9:11 to go. Marshall scored 22 and Newbill 18 in the second half as PSU cut a 16-point MSU lead to five, 71-66, with 2:06 to play but could get no closer. The two PSU guards combined to shoot 18-of-30 (60%) and score 56 points as the Lions shot 48% for the game and 19-of-27 at the foul line.

Michigan State 81 • 15-3, 4-1 BIG

# Player	Total		3-Ptr	Rebounds		PF	TP	A	To	Blk	Stl	Min	
	FG	FGA		Off	Def								
02 Gauna, Alex	f	1-2	0-0	0-0	1	3	4	0	2	0	1	0	15
25 Nix, Derrick	c	5-5	0-0	2-5	3	5	1	12	4	2	0	0	31
11 Apppling, Keith	g	3-11	1-4	5-6	0	2	2	4	12	2	2	1	34
14 Harris, Gary	g	3-7	2-3	6-7	0	1	1	3	14	2	0	0	33
45 Valentine, Genzel	g	1-5	0-1	0-0	0	3	3	2	2	0	2	0	18
00 Byrd, Russell	g	1-2	1-2	0-0	0	0	0	0	3	0	0	0	6
05 Payne, Adreian	g	6-9	1-1	7-10	3	4	7	2	20	0	0	0	17
20 Costello, Matt	g	0-0	0-0	0-0	0	0	0	1	0	0	0	0	6
20 Trice, Travis	g	4-11	2-6	1-1	1	2	2	11	3	1	0	0	26
22 Dawson, Branden	g	2-3	0-0	1-1	0	5	2	5	3	0	1	0	14
Team					4	4							
Totals		26-55	7-17	22-30	7	26	33	18	81	17	7	3	5

FG % 1st Half: 10-25 40.0%	2nd half: 16-30 53.3%	Game: 26-55 47.3%
3FG % 1st Half: 5-12 41.7%	2nd half: 2-5 40.0%	Game: 7-17 41.2%
FT % 1st Half: 4-6 66.7%	2nd half: 18-24 75.0%	Game: 22-30 73.3%

Penn State 72 • 8-9, 0-5 BIG

# Player	Total		3-Ptr	Rebounds		PF	TP	A	To	Blk	Stl	Min	
	FG	FGA		Off	Def								
10 Taylor, Brandon	f	0-6	0-5	0-0	0	5	4	0	1	1	1	28	
21 Borovnjak, Sasa	f	1-5	0-0	2-2	0	1	1	4	4	0	1	23	
43 Travis, Ross	f	1-2	0-0	0-0	0	3	3	1	2	0	1	26	
02 Newbill, D.J.	g	8-12	0-1	11-15	0	2	2	1	27	6	3	0	37
11 Marshall, Jermaine	g	10-18	3-7	6-8	0	10	10	5	29	1	1	0	34
14 Montminy, Kevin	g	1-1	0-0	0-0	0	0	2	2	0	0	0	0	5
20 Colella, Nick	g	2-3	2-3	0-2	0	4	4	3	6	1	0	0	30
25 Graham, Jon	g	1-2	0-0	0-0	3	0	3	3	2	0	0	0	9
32 Ackerman, Pat	g	0-1	0-0	0-0	0	0	0	0	1	0	0	0	8
Team					1	1							
Totals		24-50	5-16	19-27	4	26	30	23	72	9	8	1	4

FG % 1st Half: 9-23 39.1%	2nd half: 15-27 55.6%	Game: 24-50 48.0%
3FG % 1st Half: 1-7 14.3%	2nd half: 4-9 44.4%	Game: 5-16 31.3%
FT % 1st Half: 6-7 85.7%	2nd half: 13-20 65.0%	Game: 19-27 70.4%

Officials: Mike Sanzere, Ed Hightower, Donnie Eppley
Technical Fouls: Michigan State-None, Penn State-None.
Attendance: 6585

Score by periods	1st	2nd	Total
Michigan State	29	52	81
Penn State	25	47	72

Points	In	Off	2nd	Fast	Bench
MSU	32	7	12	9	10
PSU	36	7	7	4	10

NEBRASKA 68 PENN STATE 64

Jan. 19, 2013 @ University Park, Pa.

PENN STATE LEADERS
Scoring Leader: Marshall (18)
Rebounding Leader: Newbill (7)
Assist Leader: Newbill (6)

Penn State used a 12-0 run to go from 10 down to up two, 43-41, on Nebraska with 11:56 to play, but faltered at the foul line down the stretch and saw the Huskers get a career high 29 points on 10-of-11 shooting from freshman Shavon Shields. Jermaine Marshall scored all of his team-leading 18 points in the second half as PSU challenged but saw NU rebuild a seven-point lead in part due to a perfect 16-of-16 performance at the foul line (14-14 in the second half). A Marshall three had PSU within three with 32 seconds to play when D.J. Newbill (11 pts) got a steal and NU was called for a flagrant foul which resulted in four free throws and PSU possession. PSU hit just 1-of-4 at the line and saw Marshall get fouled on the ensuing possession but go 0-of-2 at the foul line as Nebraska held on for the victory. PSU shot 38 percent and 15-24 (62.5%) at the foul line while NU hit 47% and got 15 points and three treys from Ray Gallegos.

Nebraska 68 • 10-9, 1-5

# Player	Total		3-Ptr	Rebounds		PF	TP	A	To	Blk	Stl	Min	
	FG	FGA		Off	Def								
33 Almeida, Andre	c	0-1	0-0	0-0	0	3	3	1	0	1	0	9	
02 Rivers, David	g	2-7	0-1	0-0	1	0	1	2	4	0	0	1	23
15 Gallegos, Ray	g	6-14	3-9	0-0	0	4	4	2	15	1	2	0	38
24 Talley, Dylan	g	3-10	0-2	2-2	0	4	4	2	8	6	1	0	39
31 Shields, Shavon	g	10-11	1-1	8-8	1	5	6	5	29	0	6	0	38
03 Parker, Benny	g	0-1	0-0	0-0	0	1	1	2	0	2	0	0	18
11 Tyrance, Jordan	g	0-0	0-0	0-0	0	1	1	2	0	0	0	0	4
13 Ubel, Brandon	g	3-7	0-0	6-6	2	4	6	4	12	3	0	2	31
Team					1	0	1						
Totals		24-51	4-13	16-16	5	22	27	20	68	12	11	4	8

FG % 1st Half: 14-30 46.7%	2nd half: 10-21 47.6%	Game: 24-51 47.1%
3FG % 1st Half: 3-9 33.3%	2nd half: 1-4 25.0%	Game: 4-13 30.8%
FT % 1st Half: 2-2 100.0%	2nd half: 14-14 100.0%	Game: 16-16 100.0%

Penn State 64 • 8-10, 0-6

# Player	Total		3-Ptr	Rebounds		PF	TP	A	To	Blk	Stl	Min	
	FG	FGA		Off	Def								
10 Taylor, Brandon	f	4-7	1-3	0-0	2	4	6	2	9	0	2	0	27
21 Borovnjak, Sasa	f	4-6	0-0	0-0	2	3	5	8	2	1	0	1	25
43 Travis, Ross	f	4-9	0-2	0-2	4	1	5	2	8	1	1	0	29
02 Newbill, D.J.	g	3-11	0-3	5-9	2	5	7	3	11	6	6	1	33
11 Marshall, Jermaine	g	5-12	2-7	6-8	0	2	2	18	1	2	2	2	39
05 Jack, Donovan	g	0-0	0-0	0-0	0	0	0	1	0	1	0	0	3
14 Montminy, Kevin	g	1-1	1-1	0-0	0	0	0	0	3	0	0	0	1
20 Colella, Nick	g	1-5	1-4	3-3	1	5	6	0	6	0	1	0	31
25 Graham, Jon	g	0-1	0-0	1-2	0	1	1	1	1	0	0	0	7
32 Ackerman, Pat	g	0-1	0-0	0-0	0	0	0	1	0	0	0	0	5
Team					3	1	4						
Totals		22-57	5-20	15-24	14	22	36	17	64	10	14	3	5

FG % 1st Half: 10-28 35.7%	2nd half: 12-29 41.4%	Game: 22-57 38.6%
3FG % 1st Half: 2-9 22.2%	2nd half: 3-11 27.3%	Game: 5-20 25.0%
FT % 1st Half: 6-8 75.0%	2nd half: 9-16 56.3%	Game: 15-24 62.5%

Officials: Mike Kitts, Tom O'Neill, Todd Williams
Technical Fouls: Nebraska-None, Penn State-None.
Attendance: 9883

Score by periods	1st	2nd	Total
Nebraska	33	35	68
Penn State	28	36	64

Points	In	Off	2nd	Fast	Bench
NEB	30	16	0	12	10
PSU	26	15	17	2	10

No. 7/8 INDIANA 72 PENN STATE 49

Jan. 23, 2013 @ Bloomington, Ind.

PENN STATE LEADERS
Scoring Leader: Newbill (18)
Rebounding Leader: Newbill (7)
Assist Leader: Marshall (2)

Penn State fell to a Hoosier team that hit its first six three-pointers of the second half and was shooting at a 73 percent clip through the first 15 minutes of the second period to open up a 20-point margin. D.J. Newbill posted 18 points, seven rebounds and four steals while helping to force 18 IU turnovers to keep the Hoosiers from completely running away. Penn State committed 18 turnovers of its own, eight coming from Newbill in 39 minutes of action against the Hoosier press. Penn State trailed by 14, 33-19, at the half as IU shot just 37%, but saw that lead jump to 22 in the opening minute of the second half as the Hoosiers hit a pair of threes and jumped to an 8-0 run. Five Hoosiers scored in double figures led by Victor Oladipo's 19. IU went 11-of-20 from three on the game, but hit just 21-of-37 from the foul line. Penn State committed a season high 29 fouls and saw three players foul out. The Lions shot just 33% for the game and 2-of-15 from three.

Penn State 49 • 8-11, 0-7

# Player	Total		3-Ptr	Rebounds		PF	TP	A	To	Blk	Stl	Min	
	FG	FGA		Off	Def								
10 Taylor, Brandon	f	0-6	0-3	0-0	1	2	3	5	0	1	1	0	23
21 Borovnjak, Sasa	f	1-5	0-0	2-2	1	1	2	5	4	0	1	0	19
02 Newbill, D.J.	g	7-17	0-2	4-6	1	6	7	1	8	1	4	39	
11 Marshall, Jermaine	g	5-11	1-5	1-2	1	6	6	2	3	0	0	28	
20 Colella, Nick	g	0-1	0-1	1-2	1	2	3	4	1	0	1	2	31
01 Maduegbunam, Akosa	g	0-0	0-0	0-0	0	0	0	0	0	0	0	0	11
05 Jack, Donovan	g	0-3	0-0	0-0	0	0	0	3	0	1	1	0	11
14 Montminy, Kevin	g	0-0	0-0	0-0	0	0	0	0	0	0	0	0	1
25 Graham, Jon	g	2-3	0-0	1-2	0	1	3	5	1	0	2	0	18
32 Ackerman, Pat	g	0-0	0-0	0-0	0	0	0	2	0	0	0	0	2
24 Wisniewski, Alan	g	0-0	0-0	0-0	0	0	0	0	0	0	0	0	1
43 Travis, Ross	g	2-5	1-4	4-4	2	3	5	1	9	1	1	2	26
Team					1	1	2		2				
Totals		17-51	2-15	13-18	10	22	32	29	49	5	18	7	7

FG % 1st Half: 8-27 29.6%	2nd half: 9-24 37.5%	Game: 17-51 33.3%
3FG % 1st Half: 1-7 14.3%	2nd half: 4-9 44.4%	Game: 2-15 13.3%
FT % 1st Half: 2-2 100.0%	2nd half: 11-16 68.8%	Game: 13-18 72.2%

Indiana 72 • 17-2, 5-1

# Player	Total		3-Ptr	Rebounds		PF	TP	A	To	Blk	Stl	Min	
	FG	FGA		Off	Def								
02 Watford, Christian	f	3-8	1-3	3-7	3	6	9	1	10	0	1	0	28
40 Zeller, Cody	f	0-4	0-0	2-4	2	6	8	2	3	4	3	1	21
0													



IOWA 76 PENN STATE 67

Jan. 31, 2013 @ Iowa City, Iowa

PENN STATE LEADERS Scoring Leader: Newbill (20) Rebounding Leader: Newbill & Travis (6) Assist Leader: Newbill & Marshall (4)

D.J. Newbill recorded his seventh 20-point game of the season and Penn State logged its most points in a Big Ten game on the year, but couldn't overcome 18 turnovers and a 23-point scoring deficit at the foul line. Iowa went 31-of-39 at the foul stripe led by a 10-of-11 performance from Aaron White on his way to 27 points. Newbill posted 20 points, six rebounds and four assists and Jermaine Marshall added 15 points for a PSU team that shot 39 percent and 14-of-16 from the foul line. PSU led 10-3 early by suffering a five-minute scoring drought and saw Iowa use a 14-0 run to seize a 17-10 lead. Iowa led by eight at the half. The Lions trailed by 11 when they used an 8-0 run early in the second half to close within three, but Iowa rebuilt a double-digit lead mostly at the foul line and led by as many as 15. PSU close with seven, 69-62, late but White converted a three-point play and drew a flagrant foul call on a break-away that ended the threat.

Penn State 67 • 8-13, 0-9

Table with columns: #, Player, FG-FGA, 3-Ptr, FT-FTA, Rebounds, PF, TP, A TO Blk Stl, Min. Lists stats for Taylor, Brandon; Borovnjak, Sasa; Newbill, D.J.; Marshall, Jermaine; Colella, Nick; Jack, Donovan; Montgomery, Kevin; Graham, Jon; Ackerman, Pat; Travis, Ross; Team.

FG % 1st Half: 9-26 34.6% 2nd half: 14-32 43.8% Game: 23-58 39.7% 3FG % 1st Half: 3-12 25.0% 2nd half: 4-11 36.4% Game: 7-23 30.4% FT % 1st Half: 5-6 83.3% 2nd half: 9-10 90.0% Game: 14-16 87.5%

Iowa 76 • 14-7, 3-5

Table with columns: #, Player, FG-FGA, 3-Ptr, FT-FTA, Rebounds, PF, TP, A TO Blk Stl, Min. Lists stats for Basabe, Melsahn; Marble, Roy Devyn; White, Aaron; Woodbury, Adam; Gesell, Mike; Olaseni, Gabriel; Oglesby, Josh; Clemmons, Anthony; McCabe, Zach; May, Eric; Team.

FG % 1st Half: 11-28 39.3% 2nd half: 9-22 40.9% Game: 20-50 40.0% 3FG % 1st Half: 2-10 20.0% 2nd half: 3-11 27.3% Game: 5-21 23.8% FT % 1st Half: 10-13 76.9% 2nd half: 3-12 80.8% Game: 31-39 79.5%

Officials: Lamont Simpson, Mark Whitehead, Steve McClunkins Technical fouls: Penn State-None, Iowa-Basabe, Melsahn. Attendance: 13369 Fouled out - Penn State: Taylor (3:54)

Score by periods table with columns: 1st, 2nd, Total. Penn State: 26, 41, 67. Iowa: 34, 42, 76.

Last FG - PSU 2nd-00:16, IOWA 2nd-01:41. Largest lead - PSU by 7 1st-16:36, IOWA by 15 2nd-11:33. Score tied - 1 time. Lead changed - 1 time.

PURDUE 58 PENN STATE 49

Feb. 5, 2013 @ University Park, Pa.

PENN STATE LEADERS Scoring Leader: Newbill (17) Rebounding Leader: Travis (8) Assist Leader: Newbill (7)

Penn State used a 17-4 run to build its largest lead in Big Ten play, 21-12, late in the first half and held Purdue without a three and to a Big Ten opponent low of 58 points, but couldn't overcome another tough shooting night in dropping its 10th straight game. D.J. Newbill led the Lions with 17 points and a career high tying seven assists while playing all 40 minutes, but was the only Penn State player to reach double figures as second leading scorer Jermaine Marshall struggled hitting 2-of-14 for seven points. PSU shot 30 percent and 2-of-20 from three and was out-scored 18-9 at the foul line by a Purdue team that shot 40 percent and was 0-0 from three. Ronnie Johnson led Purdue with 16 points as the small, quick guard gave PSU's bigger guards trouble. Fellow freshman A.J. Hammons had 15 points and 12 rebounds and was a major factor in fouling out three Lions, including posts Jon Graham and Sasa Borovnjak, and Purdue getting to the foul line 29 times.

Purdue 58 • 12-11, 5-5 B1G

Table with columns: #, Player, FG-FGA, 3-Ptr, FT-FTA, Rebounds, PF, TP, A TO Blk Stl, Min. Lists stats for Hammons, A.J.; Johnson, Terone; Johnson, Ronnie; Byrd, D.J.; Davis, Ropheal; Johnson, Anthony; Travis, Stephen; Hale, Donnie; Carroll, Travis; Marcus, Sandi; Team.

FG % 1st Half: 9-25 36.0% 2nd half: 11-24 45.8% Game: 20-49 40.8% 3FG % 1st Half: 0-8 0.0% 2nd half: 0-2 0.0% Game: 0-10 0.0% FT % 1st Half: 6-8 75.0% 2nd half: 12-21 57.1% Game: 18-29 62.1%

Penn State 49 • 8-14, 0-10 B1G

Table with columns: #, Player, FG-FGA, 3-Ptr, FT-FTA, Rebounds, PF, TP, A TO Blk Stl, Min. Lists stats for Taylor, Brandon; Borovnjak, Sasa; Newbill, D.J.; Marshall, Jermaine; Colella, Nick; Maduegbunam, Akosa; Jack, Donovan; Graham, Jon; Travis, Ross; Team.

FG % 1st Half: 11-34 32.4% 2nd half: 8-28 28.6% Game: 19-62 30.6% 3FG % 1st Half: 2-10 20.0% 2nd half: 0-10 0.0% Game: 2-20 10.0% FT % 1st Half: 1-1 100.0% 2nd half: 8-12 66.7% Game: 9-13 69.2%

Officials: Bo Boroski, Gene Steratore, Jim Schipper Technical fouls: Purdue-None, Penn State-None. Attendance: 6270

Score by periods table with columns: 1st, 2nd, Total. Purdue: 24, 34, 58. Penn State: 25, 24, 49.

Last FG - PUR 2nd-02:26, PSU 2nd-00:12. Largest lead - PUR by 12 2nd-07:57, PSU by 9 1st-05:46. Score tied - 5 times. Lead changed - 3 times.

NEBRASKA 67 PENN STATE 53

Feb. 9, 2013 @ Lincoln, Neb.

PENN STATE LEADERS Scoring Leader: Newbill (17) Rebounding Leader: Travis (13) Assist Leader: Newbill (2)

Penn State shot 20% in the first half and 29% for the game and committed 28 fouls to send Nebraska to the line 41 times in dropping its 16th straight road game. PSU's 14 field goals and three assists marked a low under Patrick Chambers. D.J. Newbill (17) and Jermaine Marshall (16) led the Lions in scoring, but didn't make a field goal until 13 minutes remained in the game. Penn State made 23-of-32 free throws to stay in the game, but Nebraska hit 32-of-41 to pull away. PSU used a 13-3 run to take a 15-11 lead but suffered through an 11-minute drought without a field goal and saw NU put together an 18-4 run to lead 29-19. It was 33-26 at the half. Nebraska opened the second period with an 8-0 run to lead by 15. The Lions got one field over 18 minutes panning halftime. NU built an 18-point second half lead, scoring 20 of its 34 second half points at the foul line. Ross Travis tied a career high with 13 rebounds and Alan Wisniewski had career highs of six point and eight boards for PSU.

Penn State 53 • 8-15, 0-11

Table with columns: #, Player, FG-FGA, 3-Ptr, FT-FTA, Rebounds, PF, TP, A TO Blk Stl, Min. Lists stats for Taylor, Brandon; Borovnjak, Sasa; Travis, Ross; Newbill, D.J.; Colella, Nick; Maduegbunam, Akosa; Marshall, Jermaine; Montgomery, Kevin; Graham, Jon; Ackerman, Pat; Wisniewski, Alan; Team.

FG % 1st Half: 5-25 20.0% 2nd half: 9-23 39.1% Game: 14-48 29.2% 3FG % 1st Half: 0-3 0.0% 2nd half: 2-8 25.0% Game: 2-10 20.0% FT % 1st Half: 16-21 76.2% 2nd half: 7-11 63.6% Game: 23-32 71.9%

Nebraska 67 • 12-12, 3-8

Table with columns: #, Player, FG-FGA, 3-Ptr, FT-FTA, Rebounds, PF, TP, A TO Blk Stl, Min. Lists stats for Ubel, Brandon; Shields, Shavon; Rivers, David; Gallegos, Ray; Talley, Dylan; Parker, Benny; Tyrance, Jordan; Vucetic, Sergej; Almeida, Andre; Team.

FG % 1st Half: 9-26 34.6% 2nd half: 6-20 30.0% Game: 15-46 32.6% 3FG % 1st Half: 3-10 30.0% 2nd half: 2-8 25.0% Game: 5-18 27.8% FT % 1st Half: 12-15 80.0% 2nd half: 20-26 76.9% Game: 32-41 78.0%

Officials: Terry Wymer, Ray Perone, Larry Scirocco Technical fouls: Penn State-None, Nebraska-None. Attendance: 10853 Actual Attendance: 8,742

Score by periods table with columns: 1st, 2nd, Total. Penn State: 26, 27, 53. Nebraska: 33, 34, 67.

Last FG - PSU 2nd-00:13, NEB 2nd-01:34. Largest lead - PSU by 4 1st-10:15, NEB by 18 2nd-10:06. Score tied - 2 times. Lead changed - 2 times.

IOWA 74 PENN STATE 72

Feb. 14, 2013 @ University Park, Pa.

PENN STATE LEADERS Scoring Leader: Newbill (26) Rebounding Leader: Newbill (8) Assist Leader: Marshall (10)

For the first time in Big Ten play Penn State had three scorers reach double-figures and the Lions shot season's best 47.1% from three while tying a season high with eight threes, but couldn't overcome a 20-10 low scoring advantage at the foul line and 40-29 advantage on the boards, falling 74-72. D.J. Newbill led the Lions with 26 points, a career-best 3-of-5 from three, and eight rebounds while defending Iowa's hot scorers. Jermaine Marshall added 14 points and a career high 10 assists and Sasa Borovnjak posted a career-best 14 points in a Big Ten game. Iowa was led by 22 points from Roy Devyn Marble. The Hawkeyes built a 12-point second half lead with an 11-0 run and four-minute PSU scoring drought. The Lions used a 10-1 run to get within three, 62-59, with 6:29 to play. The Lions trailed 70-68 with 1:13 to play and missed on two opportunities to tie or take the lead before Iowa closed the game out with 4-of-6 at the foul line.

Iowa 74 • 16-9, 5-7

Table with columns: #, Player, FG-FGA, 3-Ptr, FT-FTA, Rebounds, PF, TP, A TO Blk Stl, Min. Lists stats for Basabe, Melsahn; White, Aaron; Woodbury, Adam; Marble, Roy Devyn; Gesell, Mike; Olaseni, Gabriel; Oglesby, Josh; Clemmons, Anthony; McCabe, Zach; May, Eric; Team.

FG % 1st Half: 14-32 43.8% 2nd half: 10-22 45.5% Game: 24-54 44.4% 3FG % 1st Half: 4-14 28.6% 2nd half: 2-7 28.6% Game: 6-21 28.6% FT % 1st Half: 6-6 100.0% 2nd half: 14-20 70.0% Game: 20-26 76.9%

Penn State 72 • 8-16, 0-12

Table with columns: #, Player, FG-FGA, 3-Ptr, FT-FTA, Rebounds, PF, TP, A TO Blk Stl, Min. Lists stats for Borovnjak, Sasa; Travis, Ross; Newbill, D.J.; Marshall, Jermaine; Colella, Nick; Taylor, Brandon; Montgomery, Kevin; Graham, Jon; Wisniewski, Alan; Team.

FG % 1st Half: 14-31 45.2% 2nd half: 13-30 43.3% Game: 27-61 44.3% 3FG % 1st Half: 4-10 40.0% 2nd half: 4-7 57.1% Game: 8-17 47.1% FT % 1st Half: 2-2 100.0% 2nd half: 8-13 61.5% Game: 10-15 66.7%

Officials: Mike Kitts, Glenn Mayborg, Larry Scirocco Technical fouls: Iowa-None, Penn State-None. Attendance: 7636 Flagrant-1 Fouls on PSU #21 at 10:36 2nd Half

Score by periods table with columns: 1st, 2nd, Total. Iowa: 38, 36, 74. Penn State: 34, 38, 72.

Last FG - IOWA 2nd-03:53, PSU 2nd-00:05. Largest lead - IOWA by 12 2nd-10:36, PSU by 6 1st-09:16. Score tied - 6 times. Lead changed - 8 times.



No. 4/5 MICHIGAN 79 PENN STATE 71

Feb. 17, 2013 @ Ann Arbor, Mich.

PENN STATE LEADERS

Scoring Leader: Marshall & Borovnjak (17)
Rebounding Leader: Travis (10)
Assist Leader: Newbill (5)

Penn State led for 15 minutes of the first half, was tied at 32 at the break and was within one, 55-54, with nine minutes to play but couldn't overcome a season high 29 points from UM's Trey Burke and a career best 21 from freshman Glenn Robinson III, falling 79-71 in Ann Arbor. A career high 17 points and three assists from Sasa Borovnjak and 17 from Jermaine Marshall led a PSU team that had a Big Ten season best four players score in double-figures, including a double-double of 11 points and 10 rebounds from Ross Travis. The Lions led by as many as eight in the first half. Michigan opened the second half with a 6-0 run, but PSU fired right back and tied the game at 38. UM scored 47 second half points, but never led by more than nine as PSU responded to several runs. A 9-2 PSU run had the Lions down one midway through the half. PSU battled within a six to eight point margin in the final five minutes but couldn't cut the lead below that.

Penn State 71 • 8-17 (0-13)

#	Player	Total	3-Ptr			Rebounds			PF	TP	A	TO	Blk	Stl	Min.
			FG	FGA	FT	FTA	Off	Def							
21	Borovnjak, Sasa	f 7-9	0-0	3-3	2	2	4	17	3	1	0	0	0	31	
43	Travis, Ross	f 4-10	0-0	3-4	1	9	10	3	11	1	1	0	0	38	
02	Newbill, D.J.	g 4-12	1-2	2-3	1	2	3	4	11	5	4	0	0	30	
11	Marshall, Jermaine	g 5-14	1-6	6-6	3	4	7	4	17	1	3	0	2	31	
20	Colella, Nick	g 3-5	2-4	1-1	1	5	6	9	4	1	0	0	0	36	
10	Taylor, Brandon	g 2-5	2-5	0-0	1	1	2	1	6	0	0	0	0	15	
14	Montminy, Kevin	g 0-1	0-1	0-0	0	1	1	2	0	0	0	0	0	6	
25	Graham, Jon	g 0-0	0-0	0-0	0	0	0	1	1	0	0	0	0	9	
34	Wisniewski, Alan	g 0-0	0-0	0-0	0	0	0	1	0	1	0	0	0	4	
Team					1	1	2								
Totals		25-57	6-18	15-17	10	25	35	25	71	15	13	1	2	200	

FG % 1st Half: 11-24 45.8% 2nd half: 14-33 42.4% Game: 25-57 43.9%
 3FG % 1st Half: 2-6 33.3% 2nd half: 4-12 33.3% Game: 6-18 33.3%
 FT % 1st Half: 8-10 80.0% 2nd half: 7-7 100.0% Game: 15-17 88.2%

Michigan 79 • 22-4 (9-4)

#	Player	Total	3-Ptr			Rebounds			PF	TP	A	TO	Blk	Stl	Min.
			FG	FGA	FT	FTA	Off	Def							
01	Robinson III, Glenn	f 6-6	0-0	9-11	3	7	10	3	21	0	1	0	0	33	
52	Morgan, Jordan	f 0-1	0-0	0-0	1	1	2	0	0	1	1	0	0	7	
03	Burke, Trey	g 9-16	3-4	8-9	0	3	3	29	5	0	0	2	3	29	
10	Hardaway Jr, Tim	g 3-11	1-6	1-4	0	2	2	3	8	1	0	1	0	30	
11	Stauskas, Nik	g 5-9	2-6	6-6	0	1	1	0	18	4	2	0	0	34	
02	Albrecht, Spike	g 0-0	0-0	0-0	0	0	0	0	0	0	0	0	0	3	
04	McGary, Mitch	g 0-4	0-0	0-1	2	1	3	2	0	1	2	0	0	20	
13	Vogrich, Matt	g 0-0	0-0	2-2	0	0	0	0	2	0	0	0	0	5	
15	Horford, Jon	g 0-2	0-0	0-0	0	0	0	0	0	0	0	0	0	16	
23	LeVert, Caris	g 0-2	0-2	1-2	0	0	0	0	0	0	0	0	0	9	
44	Bielfeld, Max	g 0-0	0-0	0-0	1	0	1	0	0	0	0	0	0	4	
Team					0	6	6								
Totals		23-49	6-18	27-35	7	22	29	15	79	12	6	2	4	200	

FG % 1st Half: 9-25 36.0% 2nd half: 14-24 58.3% Game: 23-49 46.9%
 3FG % 1st Half: 2-9 22.2% 2nd half: 4-11 37.0% Game: 6-18 33.3%
 FT % 1st Half: 12-16 75.0% 2nd half: 15-19 78.9% Game: 27-35 77.1%

Officials: John Higgins, D.J. Cartensen, Mike Eades
 Technical fouls: Penn State-None, Michigan-None
 Attendance: 12693

Score by periods
 Penn State 32 39 71
 Michigan 32 47 79

Points In Off 2nd Fast
 Penn State 20 39 59
 Michigan 29 35 64

Score tied - 4 times. Lead changed - 3 times.

ILLINOIS 64 PENN STATE 59

Feb. 21, 2013 @ Champaign, Ill.

PENN STATE LEADERS

Scoring Leader: Marshall (20)
Rebounding Leader: Borovnjak & Travis (6)
Assist Leader: Newbill (5)

Penn State out-shot (43%-39%), out-rebounded (34-25) and made more threes (8-7) than the Illini while getting 20 points from Jermaine Marshall and a career high equaling 17 from Sasa Borovnjak but couldn't overcome a 14-point scoring deficit at the foul line (23-9) and 16 turnovers in falling, 64-59, in Champaign. The Lions were whittled for a season-high 31 fouls and Illinois held a 36-16 free throw advantage. Penn State took an early 9-2 lead and led for most of the first 10 minutes. Illinois closed the first half on a 14-5 run to lead 29-20 at the half. Penn State used a 10-2 run to start the second to get within one. Illinois stretched its lead back to eight, but the Lions would play within a four to six point margin for most of the last seven minutes, getting within three twice, the last time on a Marshall three with four seconds to play. D.J. Richardson (18) and Brandon Paul (16) led Illinois which scored its final nine points at the foul line.

Penn State 59 • 8-18, 0-14

#	Player	Total	3-Ptr			Rebounds			PF	TP	A	TO	Blk	Stl	Min.
			FG	FGA	FT	FTA	Off	Def							
21	Borovnjak, Sasa	f 7-10	0-0	3-6	2	4	6	4	17	0	1	1	0	31	
43	Travis, Ross	f 2-8	0-1	0-0	0	3	3	6	4	2	2	1	1	35	
02	Newbill, D.J.	g 4-14	2-5	2-5	0	0	3	4	12	5	7	0	1	39	
11	Marshall, Jermaine	g 6-11	4-8	4-4	0	4	4	3	20	3	2	0	1	36	
20	Colella, Nick	g 2-3	2-3	0-0	0	2	2	4	6	1	1	0	0	28	
01	Maduszycki, Akosa	g 0-0	0-0	0-0	0	0	0	0	0	0	0	0	0	1	
10	Taylor, Brandon	g 2-2	0-2	0-0	1	2	3	4	0	1	0	1	1	16	
14	Montminy, Kevin	g 0-0	0-0	0-0	0	1	1	5	0	0	1	0	0	3	
25	Graham, Jon	g 0-0	0-0	0-1	1	3	4	1	0	0	0	0	0	9	
34	Wisniewski, Alan	g 0-0	0-0	0-0	0	0	0	1	0	0	0	0	0	2	
Team					1	4	4								
Totals		21-48	8-19	9-16	11	23	34	31	59	11	16	2	4	200	

FG % 1st Half: 8-18 44.4% 2nd half: 13-30 43.3% Game: 21-48 43.8%
 3FG % 1st Half: 1-5 20.0% 2nd half: 7-14 50.0% Game: 8-19 42.1%
 FT % 1st Half: 3-8 37.5% 2nd half: 6-8 75.0% Game: 9-16 56.3%

Illinois 64 • 20-8, 7-7

#	Player	Total	3-Ptr			Rebounds			PF	TP	A	TO	Blk	Stl	Min.
			FG	FGA	FT	FTA	Off	Def							
00	McLaurin, Sam	f 1-3	0-0	4-7	3	2	5	3	6	0	0	1	0	28	
32	Egwu, Nnanna	c 2-3	0-0	3-4	0	2	2	3	7	0	2	0	1	25	
01	Richardson, D.J.	g 4-11	2-7	8-9	0	3	3	18	3	2	0	0	0	37	
02	Bertrand, Joseph	g 2-4	1-3	1-2	0	2	2	3	6	0	1	0	2	24	
03	Paul, Brandon	g 5-13	3-7	3-8	0	3	3	16	0	0	0	2	3	33	
13	Abrams, Tracy	g 1-4	0-3	1-2	0	1	1	2	3	3	2	0	0	26	
20	Henry, Myke	g 2-4	1-3	2-2	0	0	0	3	7	0	1	0	1	10	
42	Griffey, Tyler	g 0-1	0-1	1-2	0	2	2	2	1	0	2	0	0	17	
Team					3	4	4								
Totals		17-43	7-24	23-36	6	19	25	21	64	8	11	1	5	200	

FG % 1st Half: 8-22 36.4% 2nd half: 9-21 42.9% Game: 17-43 39.5%
 3FG % 1st Half: 4-12 33.3% 2nd half: 3-12 25.0% Game: 7-24 29.2%
 FT % 1st Half: 9-15 60.0% 2nd half: 14-21 66.7% Game: 23-36 63.9%

Officials: Ed Hightower, Brian Dorsey, Terry Oglesby
 Technical fouls: Penn State-None, Illinois-None
 Attendance: 14356

Score by periods
 Penn State 20 39 59
 Illinois 29 35 64

Points In Off 2nd Fast
 Penn State 20 39 59
 Illinois 29 35 64

Score tied - 4 times. Lead changed - 2 times.

PENN STATE 84 No. 4 MICHIGAN 78

Feb. 27, 2013 @ University Park, Pa.

PENN STATE LEADERS

Scoring Leader: Marshall (25)
Rebounding Leader: Travis (12)
Assist Leader: Newbill (5)

Penn State played by 15 with 10:39 to play, but out-scored Michigan 33-12 the remainder of the game and used a season-high 10 threes on 10-of-20 from the arc to upset the No. 4-ranked Wolverines, the highest ranked opponent ever beaten in the Jordan Center. Jermaine Marshall made a career best six threes (6-10) for 25 points to lead a Lion team that used a 3/4 court trap to grab nine steals, force 15 UM turnovers and turn those into 20 points. Ross Travis had career-bests of 15 points, four assists and four steals and added 12 rebounds. D.J. Newbill posted 17 points and with Travis hounded Michigan's Trey Burke all night. Burke scored 18 and Tim Hardaway, Jr. 19 to lead the Wolverines. Three straight threes, two from Marshall and one from Newbill, cut a 10-point lead to five. Travis' steal and lay-up and a Marshall three were part of an 11-0 run that put the Lions up, 77-74, for the first time since the 16:21 mark of the first. Michigan was held without a field goal the final 6:30.

Michigan 78 • 23-5, 10-5

#	Player	Total	3-Ptr			Rebounds			PF	TP	A	TO	Blk	Stl	Min.
			FG	FGA	FT	FTA	Off	Def							
01	Robinson III, Glenn	f 3-8	0-2	2-2	2	4	6	3	8	2	0	0	1	36	
52	Morgan, Jordan	f 5-6	0-0	1-4	3	2	5	3	11	0	0	0	0	24	
03	Burke, Trey	g 5-10	1-4	7-8	1	7	1	18	6	6	0	1	3	29	
10	Hardaway Jr, Tim	g 8-16	2-7	1-2	0	7	7	4	19	3	2	1	0	34	
11	Stauskas, Nik	g 5-9	2-4	0-0	2	6	8	2	12	1	5	0	2	29	
02	Albrecht, Spike	g 0-1	0-1	0-0	0	0	0	1	1	1	0	1	1	7	
04	McGary, Mitch	g 2-3	0-0	2-2	3	0	3	1	4	0	0	0	1	8	
13	Vogrich, Matt	g 0-3	0-0	0-0	0	0	0	0	0	0	0	0	0	0	
15	Horford, Jon	g 2-2	0-0	2-2	3	1	4	2	6	0	0	0	0	11	
23	LeVert, Caris	g 0-3	0-2	0-0	0	2	2	4	0	0	0	0	0	12	
Team					0	0	0								
Totals		30-58	5-20	13-20	14	23	37	21	78	13	15	1	6	200	

FG % 1st Half: 15-28 53.6% 2nd half: 15-30 50.0% Game: 30-58 51.7%
 3FG % 1st Half: 2-9 22.2% 2nd half: 3-11 27.3% Game: 5-20 25.0%
 FT % 1st Half: 7-8 87.5% 2nd half: 6-12 50.0% Game: 13-20 65.0%

Penn State 84 • 9-18, 1-14

#	Player	Total	3-Ptr			Rebounds			PF	TP	A	TO	Blk	Stl	Min.
			FG	FGA											



PENN STATE 66 NORTHWESTERN 59

March 7, 2013 @ Evanston, Ill.

PENN STATE LEADERS

Scoring Leader: Marshall & Newbill (18) Rebounding Leader: Borovnjak (10) Assist Leader: Colella (4)

Penn State ended a nearly two year drought in Big Ten road games with a 66-59 victory at Northwestern to mark the first Big Ten road win under Patrick Chambers. PSU dominated the start to each half opening the game on a 12-0 run and the second half on a 7-0 run to stake double-digit leads in both halves. PSU shot 48%, won the rebounding 38-23 and got 10 steals while dominating the paint scoring 28-12. Jermaine Marshall and D.J. Newbill each scored 18 points and Sasa Borovnjak posted his best game as a Lion with 15 points and 10 rebounds. The Lions led 34-30 at the half and built a 12-point second half lead before NU got five second half threes from Alex Marcotullio, who led NU with 22 points, to take a 54-53 lead with 6:15 to play. Borovnjak and Newbill responded for PSU which rebuilt a 59-54 lead and never trailed again. PSU led for virtually the entire game, building 12-point leads in each half before NU runs tightened the game.

Penn State 66 • 10-19, 2-15

Table with columns: #, Player, FG, FGA, 3-PT, FT, FTA, Rebounds, PF, TP, A, TO, Blk, Stl, Min. Includes player stats for Travis, Ross, Borovnjak, Sasa, Marshall, Jermaine, Newbill, D.J., Colella, Nick, Taylor, Brandon, Montminy, Kevin, Graham, Jon, Ackerman, Pat, Wisniewski, Alan.

Summary statistics table for Penn State 66 vs Northwestern 59, including FG %, 3FG %, FT %, Game, and Deadball Rebounds.

Northwestern 59 • 13-17, 4-13

Table with columns: #, Player, FG, FGA, 3-PT, FT, FTA, Rebounds, PF, TP, A, TO, Blk, Stl, Min. Includes player stats for Abrahamson, Kale, Olah, Alex, Hearn, Reggie, Sobolewski, Dave, Marcotullio, Alex, Jimenez, Omar, Turner, Mike, Demps, Tre, Montgomery, III, J.

Summary statistics table for Northwestern 59 vs Penn State 66, including FG %, 3FG %, FT %, Game, and Deadball Rebounds.

Officials: Lamont Simpson, Ray Perone, Terry Oglesby Technical fouls: Penn State-None. Northwestern-None. Attendance: 5517

Marcotullio - new career high in scoring (previous-18 vs. Minnesota, 3/2/11)

Score by periods table for Penn State vs Northwestern, showing 1st, 2nd, and Total scores.

Last FG - PSU 2nd-01:33, NU 2nd-00:04. Largest lead - PSU by 12 1st-15:21 NU by 2 1st-04:47. Score tied - 2 times. Lead changed - 4 times.

NO. 22 WISCONSIN 63 PENN STATE 60

March 10, 2013 @ University Park, Pa.

PENN STATE LEADERS

Scoring Leader: Marshall (23) Rebounding Leader: Travis (11) Assist Leader: Newbill (5)

In a game that saw 18 lead changes and six ties, Traevon Jackson hit a 25-foot three at the buzzer to give Wisconsin a 63-60 victory in the regular season finale. Jermaine Marshall (23) and D.J. Newbill (22) combined for 45 points both shooting 9-20 to lead PSU which won the rebounding battle, 31-28, and committed just six turnovers. Both teams shot 43 percent, but Wisconsin's 50 percent in the second half overcame a slim 25-24 PSU halftime lead. Four Badgers posted double-figures led by Jackson's 15 on 3-of-3 from three. Jarred Berggren has 12 points and 10 boards. UW led by nine, 14-5, early after a slow offensive start for PSU, but the Lions tied the game at 18 after a Marshall three-point play on a dunk and neither team led by more than five the rest of the way. PSU led 52-51 with 5:45 to play after a Newbill jumper. Jackson pushed UW's lead to 58-54 with a three but a Newbill layup and then a jumper with :05 to play tied it at 60.

Wisconsin 63 • 21-10, 12-6

Table with columns: #, Player, FG, FGA, 3-PT, FT, FTA, Rebounds, PF, TP, A, TO, Blk, Stl, Min. Includes player stats for Bruesewitz, Mike, Berggren, Jared, Brust, Ben, Evans, Ryan, Jackson, Traevon, Marshall, George, Dekker, Sam, Showalter, Zak, Kaminsky, Frank.

Summary statistics table for Wisconsin 63 vs Penn State 60, including FG %, 3FG %, FT %, Game, and Deadball Rebounds.

Penn State 60 • 10-20, 2-16

Table with columns: #, Player, FG, FGA, 3-PT, FT, FTA, Rebounds, PF, TP, A, TO, Blk, Stl, Min. Includes player stats for Borovnjak, Sasa, Travis, Ross, Newbill, D.J., Marshall, Jermaine, Colella, Nick, Taylor, Brandon, Montminy, Kevin, Graham, Jon, Ackerman, Pat.

Summary statistics table for Penn State 60 vs Wisconsin 63, including FG %, 3FG %, FT %, Game, and Deadball Rebounds.

Officials: Ed Hightower, DJ Carstensen, Steve McJunkins Technical fouls: Wisconsin-None. Penn State-None. Attendance: 8701

Score by periods table for Wisconsin vs Penn State, showing 1st, 2nd, and Total scores.

Last FG - WIS 2nd-00:00, PSU 2nd-00:05. Largest lead - WIS by 9 1st-15:08, PSU by 3 1st-05:34. Score tied - 6 times. Lead changed - 18 times.

BIG TEN TOURNAMENT vs. No. 5 MICHIGAN

March 14, 2013 @ Chicago, Ill.

PENN STATE LEADERS

Scoring Leader: -- Rebounding Leader: -- Assist Leader: --

BIG TEN TOURNAMENT QUARTERFINAL

March 15, 2013 @ Chicago, Ill.

PENN STATE LEADERS

Scoring Leader: -- Rebounding Leader: -- Assist Leader: --



2012-13 Penn State Men's Basketball
 Penn State Combined Team Statistics (as of Mar 10, 2013)
All games



RECORD:	OVERALL	HOME	AWAY	NEUTRAL
ALL GAMES	10-20	8-9	1-9	1-2
CONFERENCE	2-16	1-8	1-8	0-0
NON-CONFERENCE	8-4	7-1	0-1	1-2

#	Player	gp-gs	min	avg	Total		3-Point		F-Throw		Rebounds				pf	dq	a	to	blk	stl	pts	avg	
					fg-fga	fg%	3fg-fga	3fg%	ft-fa	ft%	off	def	tot	avg									
23	Frazier, Tim	4-4	130	32.5	15-42	.357	2-11	.182	33-39	.846	9	9	18	4.5	8	0	15	12	1	9	65	16.3	
02	Newbill, D.J.	30-30	1093	36.4	165-410	.402	20-74	.270	134-196	.684	45	104	149	5.0	87	2	122	116	7	35	484	16.1	
11	Marshall, Jermaine	30-29	1033	34.4	151-381	.396	58-170	.341	106-139	.763	14	122	136	4.5	95	5	73	82	19	45	466	15.5	
21	Borovnjak, Sasa	30-22	698	23.3	85-160	.531	0-1	.000	45-67	.672	43	66	109	3.6	92	5	15	33	13	14	215	7.2	
43	Travis, Ross	30-26	938	31.3	73-213	.343	5-40	.125	54-82	.659	63	155	218	7.3	78	4	19	41	11	19	205	6.8	
10	Taylor, Brandon	30-18	612	20.4	59-172	.343	32-112	.286	10-14	.714	25	75	100	3.3	83	4	8	31	13	9	160	5.3	
20	Colella, Nick	30-13	795	26.5	36-105	.343	31-89	.348	16-25	.640	14	62	76	2.5	88	4	32	19	1	22	119	4.0	
25	Graham, Jon	30-8	417	13.9	22-65	.338	0-0	.000	16-24	.667	36	49	85	2.8	69	2	6	16	25	3	60	2.0	
05	Jack, Donovan	17-0	112	6.6	11-23	.478	1-2	.500	6-9	.667	5	12	17	1.0	17	0	0	7	3	2	29	1.7	
14	Montminy, Kevin	22-0	70	3.2	7-15	.467	4-11	.364	2-5	.400	4	4	8	0.4	15	1	0	2	1	2	20	0.9	
34	Wisniewski, Alan	11-0	40	3.6	2-3	.667	0-0	.000	3-9	.333	6	2	8	0.7	8	0	0	2	2	0	7	0.6	
32	Ackerman, Pat	13-0	57	4.4	4-10	.400	0-0	.000	0-0	.000	2	1	3	0.2	18	0	1	2	0	1	8	0.6	
01	Maduegbunam, Akosa	14-0	53	3.8	2-12	.167	0-8	.000	2-4	.500	3	5	8	0.6	4	0	2	0	0	0	6	0.4	
35	Onyeaka, Kevin	1-0	2	2.0	0-1	.000	0-1	.000	0-0	.000	0	0	0	0.0	0	0	0	0	0	0	0	0.0	
24	Cooper, Zach	1-0	0	0.0	0-0	.000	0-0	.000	0-0	.000	0	0	0	0.0	0	0	0	0	0	0	0	0.0	
Team																							
Total.....		30	6050	632-1612		.392	153-519	.295	427-613	.697	330	720	1050	35.0	663	27	293	373	96	161	1844	61.5	
Opponents.....		30	6050	640-1500		.427	200-581	.344	552-776	.711	261	743	1004	33.5	570	13	368	349	109	174	2032	67.7	

TEAM STATISTICS	PSU	OPP	Date	Opponent	Score	Att.
SCORING	1844	2032	11/9/12	SAINT FRANCIS	w 65-58	7329
Points per game	61.5	67.7	11/16/12	vs North Carolina State	L 55-72	4224
Scoring margin	-6.3	-	11/16/12	vs Providence	Wot 55-52	4224
FIELD GOALS-ATT	632-1612	640-1500	11/18/12	vs Akron	L 60-85	4224
Field goal pct	.392	.427	11/23/12	BUCKNELL	w 60-57	7713
3 POINT FG-ATT	153-519	200-581	11/28/12	BOSTON COLLEGE	L 61-73	6889
3-point FG pct	.295	.344	12/1/12	PENN	w 58-47	7086
3-pt FG made per game	5.1	6.7	12-5-12	at La Salle	L 57-82	4382
FREE THROWS-ATT	427-613	552-776	12/8/12	ARMY	w 78-70	7247
Free throw pct	.697	.711	12/15/12	DELAWARE STATE	Wot 80-76	5751
F-Throws made per game	14.2	18.4	12/23/12	NEW HAMPSHIRE	w 72-45	7852
REBOUNDS	1050	1004	12/29/12	DUQUESNE	w 84-74	5521
Rebounds per game	35.0	33.5	* 01/03/13	at Wisconsin	L 51-60	16156
Rebounding margin	+1.5	-	* 1/7/13	INDIANA	L 51-74	9386
ASSISTS	293	368	* 1/10/13	NORTHWESTERN	L 54-70	6479
Assists per game	9.8	12.3	* 1/13/13	at Purdue	L 42-60	13222
TURNOVERS	373	349	* 1/16/13	MICHIGAN STATE	L 72-81	6585
Turnovers per game	12.4	11.6	* 1/19/13	NEBRASKA	L 64-68	9883
Turnover margin	-0.8	-	* 01/23/13	at Indiana	L 49-72	17472
Assist/turnover ratio	0.8	1.1	* 1/26/13	OHIO STATE	L 51-65	11212
STEALS	161	174	* 01/31/13	at Iowa	L 67-76	13369
Steals per game	5.4	5.8	* 2/5/13	PURDUE	L 49-58	6270
BLOCKS	96	109	* 02/09/13	at Nebraska	L 53-67	10853
Blocks per game	3.2	3.6	* 2/14/13	IOWA	L 72-74	7636
ATTENDANCE	130432	133254	* 02/17/13	at Michigan	L 71-79	12693
Home games-Avg/Game	17-7672	10-12058	* 02/21/13	at Illinois	L 59-64	14356
Neutral site-Avg/Game	-	3-4224	* 2/27/13	MICHIGAN	w 84-78	8892
			* 03/02/13	at Minnesota	L 44-73	12562
			* 03/07/13	at Northwestern	w 66-59	5517
			* 3/10/13	WISCONSIN	L 60-63	8701
Score by Periods	1st	2nd	OT	Totals		
Penn State	807	1014	23	1844		
Opponents	892	1124	16	2032		

* = Conference game



2012-13 Penn State Men's Basketball
 Penn State Combined Team Statistics (as of Mar 10, 2013)
Conference games



RECORD:	OVERALL	HOME	AWAY	NEUTRAL
ALL GAMES	2-16	1-8	1-8	0-0
CONFERENCE	2-16	1-8	1-8	0-0
NON-CONFERENCE	0-0	0-0	0-0	0-0

#	Player	gp-gs	min	avg	Total		3-Point		F-Throw		Rebounds				pf	dq	a	to	blk	stl	pts	avg
					fg-fga	fg%	3fg-fga	3fg%	ft-fa	ft%	off	def	tot	avg								
02	Newbill, D.J.	18-18	666	37.0	102-264	.386	13-45	.289	78-110	.709	25	50	75	4.2	54	1	75	73	5	24	295	16.4
11	Marshall, Jermaine	18-17	625	34.7	96-241	.398	36-102	.353	63-81	.778	8	74	82	4.6	53	2	46	43	15	20	291	16.2
21	Borovnjak, Sasa	18-18	454	25.2	60-117	.513	0-0	.000	32-44	.727	24	40	64	3.6	61	4	10	25	6	12	152	8.4
43	Travis, Ross	18-15	561	31.2	40-122	.328	3-19	.158	31-45	.689	33	96	129	7.2	45	3	13	21	8	13	114	6.3
10	Taylor, Brandon	18-10	353	19.6	28-101	.277	15-67	.224	1-3	.333	16	41	57	3.2	49	3	4	18	7	6	72	4.0
20	Colella, Nick	18-12	509	28.3	18-53	.340	15-42	.357	15-24	.625	8	43	51	2.8	58	3	23	12	1	12	66	3.7
25	Graham, Jon	18-0	207	11.5	11-32	.344	0-0	.000	7-11	.636	16	24	40	2.2	38	2	3	8	13	1	29	1.6
05	Jack, Donovan	8-0	56	7.0	3-11	.273	1-2	.500	2-2	1.000	2	4	6	0.8	9	0	0	5	1	0	9	1.1
14	Montminy, Kevin	15-0	57	3.8	6-10	.600	3-7	.429	1-2	.500	3	2	5	0.3	14	1	0	2	1	2	16	1.1
34	Wisniewski, Alan	10-0	38	3.8	2-3	.667	0-0	.000	3-9	.333	6	2	8	0.8	8	0	0	2	2	0	7	0.7
32	Ackerman, Pat	11-0	44	4.0	3-8	.375	0-0	.000	0-0	.000	2	1	3	0.3	15	0	1	2	0	1	6	0.5
01	Maduegbunam, Akosa	6-0	28	4.7	1-6	.167	0-3	.000	0-0	.000	1	2	3	0.5	3	0	1	0	0	0	2	0.3
35	Onyeaka, Kevin	1-0	2	2.0	0-1	.000	0-1	.000	0-0	.000	0	0	0	0.0	0	0	0	0	0	0	0	0.0
Team											42	36	78				8					
Total.....		18	3600		370-969	.382	86-288	.299	233-331	.704	186	415	601	33.4	407	19	176	219	59	91	1059	58.8
Opponents.....		18	3600		395-899	.439	104-315	.330	347-497	.698	169	457	626	34.8	315	4	235	196	73	105	1241	68.9

TEAM STATISTICS	PSU	OPP	Date	Opponent	Score	Att.
SCORING	1059	1241	* 01/03/13	at Wisconsin	L 51-60	16156
Points per game	58.8	68.9	* 1/7/13	INDIANA	L 51-74	9386
Scoring margin	-10.1	-	* 1/10/13	NORTHWESTERN	L 54-70	6479
FIELD GOALS-ATT	370-969	395-899	* 1/13/13	at Purdue	L 42-60	13222
Field goal pct	.382	.439	* 1/16/13	MICHIGAN STATE	L 72-81	6585
3 POINT FG-ATT	86-288	104-315	* 1/19/13	NEBRASKA	L 64-68	9883
3-point FG pct	.299	.330	* 01/23/13	at Indiana	L 49-72	17472
3-pt FG made per game	4.8	5.8	* 1/26/13	OHIO STATE	L 51-65	11212
FREE THROWS-ATT	233-331	347-497	* 01/31/13	at Iowa	L 67-76	13369
Free throw pct	.704	.698	* 2/5/13	PURDUE	L 49-58	6270
F-Throws made per game	12.9	19.3	* 02/09/13	at Nebraska	L 53-67	10853
REBOUNDS	601	626	* 2/14/13	IOWA	L 72-74	7636
Rebounds per game	33.4	34.8	* 02/17/13	at Michigan	L 71-79	12693
Rebounding margin	-1.4	-	* 02/21/13	at Illinois	L 59-64	14356
ASSISTS	176	235	* 2/27/13	MICHIGAN	w 84-78	8892
Assists per game	9.8	13.1	* 03/02/13	at Minnesota	L 44-73	12562
TURNOVERS	219	196	* 03/07/13	at Northwestern	w 66-59	5517
Turnovers per game	12.2	10.9	* 3/10/13	WISCONSIN	L 60-63	8701
Turnover margin	-1.3	-				
Assist/turnover ratio	0.8	1.2				
STEALS	91	105				
Steals per game	5.1	5.8				
BLOCKS	59	73				
Blocks per game	3.3	4.1				
ATTENDANCE	75044	116200				
Home games-Avg/Game	9-8338	9-12911				
Neutral site-Avg/Game	-	0-0				

* = Conference game

Score by Periods	1st	2nd	Totals
Penn State	445	614	1059
Opponents	577	664	1241



2012-13 Penn State Men's Basketball
 Penn State Combined Team Statistics (as of Mar 12, 2013)
 Last 5



RECORD:	OVERALL	HOME	AWAY	NEUTRAL
ALL GAMES	2-3	1-1	1-2	0-0
CONFERENCE	2-3	1-1	1-2	0-0
NON-CONFERENCE	0-0	0-0	0-0	0-0

##	Player	gp-gs	min	avg	Total		3-Point		F-Throw		Rebounds				pf	dq	a	to	blk	stl	pts	avg		
					fg-fga	fg%	3fg-fga	3fg%	ft-fa	ft%	off	def	tot	avg										
11	Marshall, Jermaine	5-5	169	33.8	33-69	.478	17-35	.486	13-17	.765	2	22	24	4.8	13	0	12	12	3	6	96	19.2		
02	Newbill, D.J.	5-5	194	38.8	29-77	.377	8-18	.444	18-29	.621	5	2	7	1.4	16	0	22	22	0	6	84	16.8		
21	Borovnjak, Sasa	5-5	148	29.6	20-37	.541	0-0	.000	12-19	.632	7	19	26	5.2	16	0	2	7	3	2	52	10.4		
43	Travis, Ross	5-5	180	36.0	11-32	.344	0-2	.000	19-26	.731	9	32	41	8.2	15	1	9	4	1	9	41	8.2		
20	Colella, Nick	5-5	169	33.8	6-15	.400	5-11	.455	7-10	.700	3	9	12	2.4	19	1	7	2	1	5	24	4.8		
10	Taylor, Brandon	5-0	67	13.4	5-16	.313	1-12	.083	0-0	.000	3	9	12	2.4	9	0	1	2	4	1	11	2.2		
25	Graham, Jon	5-0	42	8.4	2-3	.667	0-0	.000	1-3	.333	4	5	9	1.8	9	0	1	5	2	0	5	1.0		
32	Ackerman, Pat	3-0	9	3.0	0-1	.000	0-0	.000	0-0	.000	1	1	2	0.7	4	0	0	0	0	0	0	0.0		
34	Wisniewski, Alan	3-0	5	1.7	0-0	.000	0-0	.000	0-0	.000	0	0	0	0.0	1	0	0	0	1	0	0	0.0		
14	Montminy, Kevin	4-0	16	4.0	0-1	.000	0-1	.000	0-1	.000	1	1	2	0.5	6	1	0	1	0	1	0	0.0		
01	Maduegbunam, Akosa	1-0	1	1.0	0-0	.000	0-0	.000	0-0	.000	0	0	0	0.0	0	0	0	0	0	0	0	0.0		
Team											10	18	28											
Total.....		5	1000		106-251	.422	31-79	.392	70-105	.667	45	118	163	32.6	108	3	54	57	15	30	313	62.6		
Opponents.....		5	1000		113-255	.443	32-105	.305	79-114	.693	43	116	159	31.8	99	2	69	59	11	26	337	67.4		

TEAM STATISTICS	PSU	OPP	Date	Opponent	Score	Att.
SCORING	313	337	* 02/21/13	at Illinois	L 59-64	14356
Points per game	62.6	67.4	* 2/27/13	MICHIGAN	W 84-78	8892
Scoring margin	-4.8	-	* 03/02/13	at Minnesota	L 44-73	12562
FIELD GOALS-ATT	106-251	113-255	* 03/07/13	at Northwestern	W 66-59	5517
Field goal pct	.422	.443	* 3/10/13	WISCONSIN	L 60-63	8701
3 POINT FG-ATT	31-79	32-105	* = Conference game			
3-point FG pct	.392	.305				
3-pt FG made per game	6.2	6.4				
FREE THROWS-ATT	70-105	79-114				
Free throw pct	.667	.693				
F-Throws made per game	14.0	15.8				
REBOUNDS	163	159				
Rebounds per game	32.6	31.8				
Rebounding margin	+0.8	-				
ASSISTS	54	69				
Assists per game	10.8	13.8				
TURNOVERS	57	59				
Turnovers per game	11.4	11.8				
Turnover margin	+0.4	-				
Assist/turnover ratio	0.9	1.2				
STEALS	30	26				
Steals per game	6.0	5.2				
BLOCKS	15	11				
Blocks per game	3.0	2.2				
ATTENDANCE	17593	32435				
Home games-Avg/Game	2-8796	3-10812				
Neutral site-Avg/Game	-	0-0				

Score by Periods	1st	2nd	Totals
Penn State	127	186	313
Opponents	156	181	337



2012-13 Penn State Men's Basketball
 Penn State Combined Team Statistics (as of Mar 12, 2013)
 Last 10



RECORD:	OVERALL	HOME	AWAY	NEUTRAL
ALL GAMES	2-8	1-3	1-5	0-0
CONFERENCE	2-8	1-3	1-5	0-0
NON-CONFERENCE	0-0	0-0	0-0	0-0

##	Player	gp-gs	min	avg	Total		3-Point		F-Throw		Rebounds				pf	dq	a	to	blk	stl	pts	avg		
					fg-fga	fg%	3fg-fga	3fg%	ft-fga	ft%	off	def	tot	avg										
02	Newbill, D.J.	10-10	374	37.4	61-154	.396	13-33	.394	40-56	.714	12	19	31	3.1	32	0	42	41	1	12	175	17.5		
11	Marshall, Jermaine	10-9	346	34.6	51-135	.378	24-63	.381	39-49	.796	6	40	46	4.6	28	0	30	23	6	15	165	16.5		
21	Borovnjak, Sasa	10-10	266	26.6	41-72	.569	0-0	.000	20-28	.714	13	29	42	4.2	32	1	6	16	4	5	102	10.2		
43	Travis, Ross	10-8	326	32.6	22-69	.319	0-7	.000	26-36	.722	18	64	82	8.2	28	2	10	8	3	11	70	7.0		
20	Colella, Nick	10-10	308	30.8	13-34	.382	10-25	.400	10-14	.714	5	22	27	2.7	41	3	16	5	1	8	46	4.6		
10	Taylor, Brandon	10-3	164	16.4	14-44	.318	7-33	.212	0-0	.000	7	18	25	2.5	22	1	3	6	4	4	35	3.5		
25	Graham, Jon	10-0	114	11.4	6-15	.400	0-0	.000	3-5	.600	9	13	22	2.2	21	1	2	6	5	0	15	1.5		
34	Wisniewski, Alan	6-0	34	5.7	2-3	.667	0-0	.000	3-9	.333	6	2	8	1.3	8	0	0	2	2	0	7	1.2		
14	Montminy, Kevin	8-0	31	3.9	3-6	.500	2-5	.400	0-1	.000	1	2	3	0.4	10	1	0	2	0	1	8	1.0		
05	Jack, Donovan	2-0	16	8.0	1-2	.500	0-0	.000	0-0	.000	0	0	0	0.0	1	0	0	2	0	0	2	1.0		
01	Maduegbunam, Akosa	3-0	8	2.7	0-2	.000	0-1	.000	0-0	.000	1	0	1	0.3	1	0	0	0	0	0	0	0.0		
32	Ackerman, Pat	5-0	13	2.6	0-1	.000	0-0	.000	0-0	.000	1	1	2	0.4	6	0	0	0	0	0	0	0.0		
Team											22	24	46											
Total.....		10	2000		214-537	.399	56-167	.335	141-198	.712	101	234	335	33.5	230	9	109	116	26	56	625	62.5		
Opponents.....		10	2000		215-503	.427	54-193	.280	207-284	.729	97	251	348	34.8	185	2	133	110	37	54	691	69.1		

TEAM STATISTICS	PSU	OPP	Date	Opponent	Score	Att.
SCORING	625	691	* 01/31/13	at Iowa	L 67-76	13369
Points per game	62.5	69.1	* 2/5/13	PURDUE	L 49-58	6270
Scoring margin	-6.6	-	* 02/09/13	at Nebraska	L 53-67	10853
FIELD GOALS-ATT	214-537	215-503	* 2/14/13	IOWA	L 72-74	7636
Field goal pct	.399	.427	* 02/17/13	at Michigan	L 71-79	12693
3 POINT FG-ATT	56-167	54-193	* 02/21/13	at Illinois	L 59-64	14356
3-point FG pct	.335	.280	* 2/27/13	MICHIGAN	W 84-78	8892
3-pt FG made per game	5.6	5.4	* 03/02/13	at Minnesota	L 44-73	12562
FREE THROWS-ATT	141-198	207-284	* 03/07/13	at Northwestern	W 66-59	5517
Free throw pct	.712	.729	* 3/10/13	WISCONSIN	L 60-63	8701
F-Throws made per game	14.1	20.7	* = Conference game			
REBOUNDS	335	348				
Rebounds per game	33.5	34.8				
Rebounding margin	-1.3	-				
ASSISTS	109	133				
Assists per game	10.9	13.3				
TURNOVERS	116	110				
Turnovers per game	11.6	11.0				
Turnover margin	-0.6	-				
Assist/turnover ratio	0.9	1.2				
STEALS	56	54				
Steals per game	5.6	5.4				
BLOCKS	26	37				
Blocks per game	2.6	3.7				
ATTENDANCE	31499	69350				
Home games-Avg/Game	4-7875	6-11558				
Neutral site-Avg/Game	-	0-0				

Score by Periods	1st	2nd	Totals
Penn State	270	355	625
Opponents	317	374	691



2012-13 Penn State Men's Basketball
 Penn State Combined Team Statistics (as of Mar 12, 2013)
 Home games



RECORD:	OVERALL	HOME	AWAY	NEUTRAL
ALL GAMES	8-9	8-9	0-0	0-0
CONFERENCE	1-8	1-8	0-0	0-0
NON-CONFERENCE	7-1	7-1	0-0	0-0

##	Player	gp-gs	min	avg	Total		3-Point		F-Throw		Rebounds				pf	dq	a	to	blk	stl	pts	avg		
					fg-fga	fg%	3fg-fga	3fg%	ft-fa	ft%	off	def	tot	avg										
23	Frazier, Tim	1-1	39	39.0	3-9	.333	0-3	.000	17-18	.944	0	4	4	4.0	3	0	6	3	1	2	23	23.0		
02	Newbill, D.J.	17-17	623	36.6	98-232	.422	11-44	.250	91-128	.711	24	64	88	5.2	47	1	76	56	5	18	298	17.5		
11	Marshall, Jermaine	17-17	595	35.0	88-219	.402	34-91	.374	70-97	.722	8	69	77	4.5	51	2	48	45	11	25	280	16.5		
43	Travis, Ross	17-15	516	30.4	47-119	.395	4-26	.154	23-37	.622	33	89	122	7.2	41	2	13	20	6	11	121	7.1		
21	Borovnjak, Sasa	17-13	388	22.8	47-89	.528	0-0	.000	24-36	.667	25	35	60	3.5	51	2	10	16	11	6	118	6.9		
10	Taylor, Brandon	17-12	370	21.8	37-105	.352	20-69	.290	10-13	.769	13	51	64	3.8	46	2	5	16	5	6	104	6.1		
20	Colella, Nick	17-6	469	27.6	25-73	.342	22-64	.344	11-17	.647	11	41	52	3.1	51	2	17	11	1	14	83	4.9		
05	Jack, Donovan	11-0	66	6.0	9-16	.563	1-2	.500	5-8	.625	5	9	14	1.3	10	0	0	4	2	0	24	2.2		
25	Graham, Jon	17-4	254	14.9	13-44	.295	0-0	.000	10-16	.625	22	31	53	3.1	41	2	2	10	17	2	36	2.1		
14	Montminy, Kevin	13-0	41	3.2	6-10	.600	3-6	.500	2-4	.500	2	2	4	0.3	6	0	0	1	0	0	17	1.3		
32	Ackerman, Pat	6-0	33	5.5	3-7	.429	0-0	.000	0-0	.000	2	1	3	0.5	7	0	1	1	0	1	6	1.0		
01	Maduegbunam, Akosa	8-0	19	2.4	1-6	.167	0-5	.000	2-4	.500	2	4	6	0.8	1	0	2	0	0	0	4	0.5		
34	Wisniewski, Alan	4-0	12	3.0	0-0	.000	0-0	.000	1-2	.500	0	0	0	0.0	3	0	0	0	1	0	1	0.3		
24	Cooper, Zach	1-0	0	0.0	0-0	.000	0-0	.000	0-0	.000	0	0	0	0.0	0	0	0	0	0	0	0	0.0		
Team											30	26	56											
Total.....		17	3425		377-929	.406	95-310	.306	266-380	.700	177	426	603	35.5	358	13	180	186	60	85	1115	65.6		
Opponents.....		17	3425		364-863	.422	109-336	.324	294-401	.733	131	426	557	32.8	339	11	199	200	59	88	1131	66.5		

TEAM STATISTICS	PSU	OPP	Date	Opponent	Score	Att.
SCORING	1115	1131	11/9/12	SAINT FRANCIS	w 65-58	7329
Points per game	65.6	66.5	11/23/12	BUCKNELL	w 60-57	7713
Scoring margin	-0.9	-	11/28/12	BOSTON COLLEGE	L 61-73	6889
FIELD GOALS-ATT	377-929	364-863	12/1/12	PENN	w 58-47	7086
Field goal pct	.406	.422	12/8/12	ARMY	w 78-70	7247
3 POINT FG-ATT	95-310	109-336	12/15/12	DELAWARE STATE	wot 80-76	5751
3-point FG pct	.306	.324	12/23/12	NEW HAMPSHIRE	w 72-45	7852
3-pt FG made per game	5.6	6.4	12/29/12	DUQUESNE	w 84-74	5521
FREE THROWS-ATT	266-380	294-401	* 1/7/13	INDIANA	L 51-74	9386
Free throw pct	.700	.733	* 1/10/13	NORTHWESTERN	L 54-70	6479
F-Throws made per game	15.6	17.3	* 1/16/13	MICHIGAN STATE	L 72-81	6585
REBOUNDS	603	557	* 1/19/13	NEBRASKA	L 64-68	9883
Rebounds per game	35.5	32.8	* 1/26/13	OHIO STATE	L 51-65	11212
Rebounding margin	+2.7	-	* 2/5/13	PURDUE	L 49-58	6270
ASSISTS	180	199	* 2/14/13	IOWA	L 72-74	7636
Assists per game	10.6	11.7	* 2/27/13	MICHIGAN	w 84-78	8892
TURNOVERS	186	200	* 3/10/13	WISCONSIN	L 60-63	8701
Turnovers per game	10.9	11.8	* = Conference game			
Turnover margin	+0.8	-				
Assist/turnover ratio	1.0	1.0				
STEALS	85	88				
Steals per game	5.0	5.2				
BLOCKS	60	59				
Blocks per game	3.5	3.5				
ATTENDANCE	130432	0				
Home games-Avg/Game	17-7672	0-0				
Neutral site-Avg/Game	-	0-0				

Score by Periods	1st	2nd	OT	Totals
Penn State	488	616	11	1115
Opponents	487	637	7	1131



2012-13 Penn State Men's Basketball
 Penn State Combined Team Statistics (as of Mar 12, 2013)
 Away games



RECORD:	OVERALL	HOME	AWAY	NEUTRAL
ALL GAMES	1-9	0-0	1-9	0-0
CONFERENCE	1-8	0-0	1-8	0-0
NON-CONFERENCE	0-1	0-0	0-1	0-0

##	Player	gp-gs	min	avg	Total		3-Point		F-Throw		Rebounds				pf	dq	a	to	blk	stl	pts	avg
					fg-fga	fg%	3fg-fga	3fg%	ft-fa	ft%	off	def	tot	avg								
11	Marshall, Jermaine	10-9	333	33.3	52-121	.430	18-53	.340	32-36	.889	5	38	43	4.3	34	2	23	29	7	14	154	15.4
02	Newbill, D.J.	10-10	365	36.5	50-144	.347	7-23	.304	37-57	.649	14	32	46	4.6	30	1	37	48	2	13	144	14.4
21	Borovnjak, Sasa	10-9	262	26.2	36-67	.537	0-0	.000	21-29	.724	16	25	41	4.1	32	2	5	14	2	8	93	9.3
43	Travis, Ross	10-8	321	32.1	21-68	.309	1-9	.111	22-32	.688	21	59	80	8.0	29	2	6	16	5	5	65	6.5
10	Taylor, Brandon	10-6	191	19.1	15-55	.273	10-37	.270	0-1	.000	9	20	29	2.9	28	2	2	13	6	3	40	4.0
20	Colella, Nick	10-7	276	27.6	9-25	.360	7-18	.389	5-8	.625	3	21	24	2.4	34	2	15	7	0	7	30	3.0
25	Graham, Jon	10-1	108	10.8	6-13	.462	0-0	.000	3-5	.600	5	12	17	1.7	21	0	3	4	6	0	15	1.5
05	Jack, Donovan	4-0	38	9.5	2-6	.333	0-0	.000	1-1	1.000	0	2	2	0.5	6	0	0	3	1	0	5	1.3
34	Wisniewski, Alan	7-0	28	4.0	2-3	.667	0-0	.000	2-7	.286	6	2	8	1.1	5	0	0	2	1	0	6	0.9
01	Maduegbunam, Akosa	5-0	28	5.6	1-6	.167	0-3	.000	0-0	.000	1	1	2	0.4	3	0	0	0	0	0	2	0.4
14	Montminy, Kevin	8-0	28	3.5	1-4	.250	1-4	.250	0-1	.000	1	2	3	0.4	9	1	0	1	1	2	3	0.4
32	Ackerman, Pat	6-0	20	3.3	1-2	.500	0-0	.000	0-0	.000	0	0	0	0.0	10	0	0	1	0	0	2	0.3
35	Onyeaka, Kevin	1-0	2	2.0	0-1	.000	0-1	.000	0-0	.000	0	0	0	0.0	0	0	0	0	0	0	0	0.0
Team											27	25	52		1		7					
Total.....		10	2000		196-515	.381	44-148	.297	123-177	.695	108	239	347	34.7	242	12	91	145	31	52	559	55.9
Opponents.....		10	2000		208-492	.423	70-197	.355	206-302	.682	99	242	341	34.1	174	2	137	104	39	63	692	69.2

TEAM STATISTICS	PSU	OPP	Date	Opponent	Score	Att.
SCORING	559	692	12-5-12	at La Salle	L 57-82	4382
Points per game	55.9	69.2	* 01/03/13	at Wisconsin	L 51-60	16156
Scoring margin	-13.3	-	* 1/13/13	at Purdue	L 42-60	13222
FIELD GOALS-ATT	196-515	208-492	* 01/23/13	at Indiana	L 49-72	17472
Field goal pct	.381	.423	* 01/31/13	at Iowa	L 67-76	13369
3 POINT FG-ATT	44-148	70-197	* 02/09/13	at Nebraska	L 53-67	10853
3-point FG pct	.297	.355	* 02/17/13	at Michigan	L 71-79	12693
3-pt FG made per game	4.4	7.0	* 02/21/13	at Illinois	L 59-64	14356
FREE THROWS-ATT	123-177	206-302	* 03/02/13	at Minnesota	L 44-73	12562
Free throw pct	.695	.682	* 03/07/13	at Northwestern	W 66-59	5517
F-Throws made per game	12.3	20.6				
REBOUNDS	347	341				
Rebounds per game	34.7	34.1				
Rebounding margin	+0.6	-				
ASSISTS	91	137				
Assists per game	9.1	13.7				
TURNOVERS	145	104				
Turnovers per game	14.5	10.4				
Turnover margin	-4.1	-				
Assist/turnover ratio	0.6	1.3				
STEALS	52	63				
Steals per game	5.2	6.3				
BLOCKS	31	39				
Blocks per game	3.1	3.9				
ATTENDANCE	0	120582				
Home games-Avg/Game	0-0	10-12058				
Neutral site-Avg/Game	-	0-0				

* = Conference game

Score by Periods	1st	2nd	Totals
Penn State	243	316	559
Opponents	322	370	692



2012-13 Penn State Men's Basketball
 Penn State Combined Team Statistics (as of Mar 12, 2013)
 Neutral site games



RECORD:	OVERALL	HOME	AWAY	NEUTRAL
ALL GAMES	1-2	0-0	0-0	1-2
CONFERENCE	0-0	0-0	0-0	0-0
NON-CONFERENCE	1-2	0-0	0-0	1-2

##	Player	gp-gs	min	avg	Total		3-Point		F-Throw		Rebounds				pf	dq	a	to	blk	stl	pts	avg
					fg-fga	fg%	3fg-fga	3fg%	ft-fa	ft%	off	def	tot	avg								
02	Newbill, D.J.	3-3	105	35.0	17-34	.500	2-7	.286	6-11	.545	7	8	15	5.0	10	0	9	12	0	4	42	14.0
23	Frazier, Tim	3-3	91	30.3	12-33	.364	2-8	.250	16-21	.762	9	5	14	4.7	5	0	9	9	0	7	42	14.0
11	Marshall, Jermaine	3-3	105	35.0	11-41	.268	6-26	.231	4-6	.667	1	15	16	5.3	10	1	2	8	1	6	32	10.7
43	Travis, Ross	3-3	101	33.7	5-26	.192	0-5	.000	9-13	.692	9	7	16	5.3	8	0	0	5	0	3	19	6.3
10	Taylor, Brandon	3-0	51	17.0	7-12	.583	2-6	.333	0-0	.000	3	4	7	2.3	9	0	1	2	2	0	16	5.3
25	Graham, Jon	3-3	55	18.3	3-8	.375	0-0	.000	3-3	1.000	9	6	15	5.0	7	0	1	2	2	1	9	3.0
20	Colella, Nick	3-0	50	16.7	2-7	.286	2-7	.286	0-0	.000	0	0	0	0.0	3	0	0	1	0	1	6	2.0
21	Borovnjak, Sasa	3-0	48	16.0	2-4	.500	0-1	.000	0-2	.000	2	6	8	2.7	9	1	0	3	0	0	4	1.3
01	Maduegbunam, Akosa	1-0	6	6.0	0-0	.000	0-0	.000	0-0	.000	0	0	0	0.0	0	0	0	0	0	0	0	0.0
14	Montminy, Kevin	1-0	1	1.0	0-1	.000	0-1	.000	0-0	.000	1	0	1	1.0	0	0	0	0	0	0	0	0.0
32	Ackerman, Pat	1-0	4	4.0	0-1	.000	0-0	.000	0-0	.000	0	0	0	0.0	1	0	0	0	0	0	0	0.0
05	Jack, Donovan	2-0	8	4.0	0-1	.000	0-0	.000	0-0	.000	0	1	1	0.5	1	0	0	0	0	2	0	0.0
Team											4	3	7									
Total.....		3	625		59-168	.351	14-61	.230	38-56	.679	45	55	100	33.3	63	2	22	42	5	24	170	56.7
Opponents.....		3	625		68-145	.469	21-48	.438	52-73	.712	31	75	106	35.3	57	0	32	45	11	23	209	69.7

TEAM STATISTICS	PSU	OPP	Date	Opponent	Score	Att.
SCORING	170	209	11/16/12	vs North Carolina State	L 55-72	4224
Points per game	56.7	69.7	11/16/12	vs Providence	Wot 55-52	4224
Scoring margin	-13.0	-	11/18/12	vs Akron	L 60-85	4224
FIELD GOALS-ATT	59-168	68-145	* = Conference game			
Field goal pct	.351	.469				
3 POINT FG-ATT	14-61	21-48				
3-point FG pct	.230	.438				
3-pt FG made per game	4.7	7.0				
FREE THROWS-ATT	38-56	52-73				
Free throw pct	.679	.712				
F-Throws made per game	12.7	17.3				
REBOUNDS	100	106				
Rebounds per game	33.3	35.3				
Rebounding margin	-2.0	-				
ASSISTS	22	32				
Assists per game	7.3	10.7				
TURNOVERS	42	45				
Turnovers per game	14.0	15.0				
Turnover margin	+1.0	-				
Assist/turnover ratio	0.5	0.7				
STEALS	24	23				
Steals per game	8.0	7.7				
BLOCKS	5	11				
Blocks per game	1.7	3.7				
ATTENDANCE	0	12672				
Home games-Avg/Game	0-0	0-0				
Neutral site-Avg/Game	-	3-4224				

Score by Periods	1st	2nd	OT	Totals
Penn State	76	82	12	170
Opponents	83	117	9	209



2012-13 Penn State Men's Basketball
 Penn State Team Game-by-Game Comparison (as of Mar 12, 2013)
 All games



Opponent	1st	2nd	Score	Mar	Total FG	FG Pct	3-Pointers	3FG Pct	Free Throws	FT Pct	Rebounds	Assist	T/Over	Block	Steal	Fouls
SAINT FRANCIS	26/20	39/38	65-58	+7	17-47/21-45	.362/.467	3-24/7-19	.125/.368	28-32/9-14	.875/.643	38/22 +16	8/8	17/16	3/1	6/4	23/23
North Carolina State	26/35	29/37	55-72	(17)	19-60/26-52	.317/.500	3-19/8-16	.158/.500	14-17/12-18	.824/.667	36/36 -	4/12	13/14	1/1	8/8	18/17
Providence	14/16	29/27	55-52	+3	20-53/15-45	.377/.333	4-21/5-16	.190/.313	11-19/17-24	.579/.708	35/35 -	10/6	16/21	3/1	11/8	21/19
Akron	36/32	24/53	60-85	(25)	20-55/27-48	.364/.563	7-21/8-16	.333/.500	13-20/23-31	.650/.742	29/35 (6)	8/14	13/10	1/9	5/7	24/21
BUCKNELL	16/22	44/35	60-57	+3	22-57/16-41	.386/.390	7-19/5-18	.368/.278	9-20/20-25	.450/.800	38/31 +7	9/7	8/13	3/5	8/3	19/19
BOSTON COLLEGE	24/31	37/42	61-73	(12)	19-53/19-45	.358/.422	6-20/8-18	.300/.444	17-25/27-36	.680/.750	33/38 (5)	6/13	13/12	5/3	6/8	26/22
PENN	31/22	27/25	58-47	+11	18-45/18-50	.400/.360	5-16/5-22	.313/.227	17-23/6-10	.739/.600	35/31 +4	8/12	13/15	5/2	6/4	19/26
La Salle	34/38	23/44	57-82	(25)	22-50/24-49	.440/.490	3-12/16-31	.250/.516	10-17/18-24	.588/.750	36/27 +9	11/16	11/4	0/2	2/5	21/17
ARMY	40/28	38/42	78-70	+8	29-57/21-54	.509/.389	7-19/10-28	.368/.357	13-20/18-24	.650/.750	41/27 +14	13/15	17/15	3/2	7/7	21/20
DELAWARE STATE	37/29	32/40	80-76	+4	26-53/24-60	.491/.400	7-18/10-30	.389/.333	21-31/18-24	.677/.750	38/34 +4	15/10	11/8	5/5	2/6	21/24
NEW HAMPSHIRE	39/14	33/31	72-45	+27	25-54/12-53	.463/.226	7-22/5-21	.318/.238	15-22/16-20	.682/.800	40/34 +6	13/8	7/15	4/1	8/3	17/19
DUQUESNE	39/28	45/46	84-74	+10	25-59/22-59	.424/.373	8-20/9-31	.400/.290	26-36/21-29	.722/.724	50/28 +22	12/12	15/10	4/4	1/6	26/28
Wisconsin	18/29	33/31	51-60	(9)	24-52/22-57	.462/.386	3-8/3-17	.375/.176	0-1/13-26	.000/.500	38/32 +6	7/10	15/4	2/6	2/7	23/7
INDIANA	27/44	24/30	51-74	(23)	19-60/22-42	.317/.524	5-18/8-16	.278/.500	8-11/22-34	.727/.647	35/33 +2	10/14	19/17	4/2	4/10	25/18
NORTHWESTERN	18/33	36/37	54-70	(16)	18-57/22-48	.316/.458	3-15/9-22	.200/.409	15-18/17-26	.833/.654	37/33 +4	7/12	11/7	3/7	2/6	23/16
Purdue	22/30	20/30	42-60	(18)	15-58/23-51	.259/.451	3-12/4-8	.250/.500	9-12/10-21	.750/.476	33/42 (9)	8/13	14/14	6/6	8/4	18/15
MICHIGAN STATE	25/29	47/52	72-81	(9)	24-50/26-55	.480/.473	5-16/7-17	.313/.412	19-27/22-30	.704/.733	30/33 (3)	9/17	8/7	1/3	4/5	23/18
NEBRASKA	28/33	36/35	64-68	(4)	22-57/24-51	.386/.471	5-20/4-13	.250/.308	15-24/16-16	.625/1000	36/27 +9	10/12	14/11	3/4	5/8	17/20
Indiana	19/33	30/39	49-72	(23)	17-51/20-44	.333/.455	2-15/11-20	.133/.550	13-18/21-37	.722/.568	32/39 (7)	5/14	18/18	7/4	7/8	29/19
OHIO STATE	18/29	33/36	51-65	(14)	17-47/21-48	.362/.438	4-17/4-9	.235/.444	13-22/19-23	.591/.826	25/39 (14)	11/10	4/8	7/4	3/3	19/17
Iowa	26/34	41/42	67-76	(9)	23-58/20-50	.397/.400	7-23/5-21	.304/.238	14-16/31-39	.875/.795	32/38 (6)	10/18	18/14	4/6	8/11	26/15
PURDUE	25/24	24/34	49-58	(9)	19-62/20-49	.306/.408	2-20/0-10	.100/.000	9-13/18-29	.692/.621	37/42 (5)	10/8	8/10	1/5	4/3	24/14
Nebraska	26/33	27/34	53-67	(14)	14-48/15-46	.292/.326	2-10/5-18	.200/.278	23-32/32-41	.719/.780	39/40 (1)	3/11	14/8	1/6	5/5	28/23
IOWA	34/38	38/36	72-74	(2)	27-61/24-54	.443/.444	8-17/6-21	.471/.286	10-15/20-26	.667/.769	29/40 (11)	17/15	6/13	4/7	7/5	19/19
Michigan	32/32	39/47	71-79	(8)	25-57/23-49	.439/.469	6-18/6-18	.333/.333	15-17/27-35	.882/.771	35/29 +6	15/12	13/6	1/2	2/4	25/15
Illinois	20/29	39/35	59-64	(5)	21-48/17-43	.438/.395	8-19/7-24	.421/.292	9-16/23-36	.563/.639	34/25 +9	11/8	16/11	2/1	4/5	31/21
MICHIGAN	36/39	48/39	84-78	+6	27-57/30-58	.474/.517	10-20/5-20	.500/.250	20-27/13-20	.741/.650	30/37 (7)	15/13	9/15	3/1	9/6	17/21
Minnesota	12/34	32/39	44-73	(29)	13-48/27-54	.271/.500	3-14/5-17	.214/.294	15-23/14-24	.652/.583	30/46 (16)	9/20	10/10	5/5	4/6	24/23
Northwestern	34/30	32/29	66-59	+7	22-45/17-49	.489/.347	7-17/8-23	.412/.348	15-25/17-19	.600/.895	38/23 +15	12/15	16/15	3/1	10/8	17/19
WISCONSIN	25/24	35/39	60-63	(3)	23-53/22-51	.434/.431	3-9/7-21	.333/.333	11-14/12-15	.786/.800	31/28 +3	7/13	6/8	2/3	3/1	19/15

Note: Game totals are displayed in the format TEAM/OPPONENT for each category



2012-13 Penn State Men's Basketball
 Penn State Points-Rebounds-Assists (as of Mar 12, 2013)
 All games



Opponent	Date	Score		01 MADUEGBUN	02 NEWBILL,DJ	05 JACK,DONOV	10 TAYLOR,BRA	11 MARSHALL,J	14 MONTMINY,K	20 COLELLA,NI
SAINT FRANCIS	11/9/12	65-58	w	DNP	16-7-1	DNP	0-2-0	9-6-1	0-0-0	3-3-0
vs North Carolina State	11/16/12	55-72	L	DNP	13-3-1	0-1-0	2-2-0	11-8-0	DNP	0-0-0
vs Providence	11/16/12	55-52	w	DNP	9-6-3	DNP	4-2-0	13-5-0	DNP	0-0-0
vs Akron	11/18/12	60-85	L	0-0-0	20-6-5	0-0-0	10-3-1	8-3-2	0-1-0	6-0-0
BUCKNELL	11/23/12	60-57	w	DNP	10-7-7	DNP	16-3-0	17-5-0	DNP	0-1-0
BOSTON COLLEGE	11/28/12	61-73	L	0-0-0	22-5-3	0-0-0	3-2-0	25-2-2	0-0-0	3-4-1
PENN	12/1/12	58-47	w	0-0-0	13-5-4	0-0-0	11-7-0	18-3-3	DNP	5-4-1
at La Salle	12-5-12	57-82	L	0-1-0	12-6-5	3-0-0	3-5-1	19-2-3	DNP	0-1-1
ARMY	12/8/12	78-70	w	0-0-0	19-6-5	0-0-0	14-4-0	16-6-4	0-0-0	9-4-1
DELAWARE STATE	12/15/12	80-76	w	2-2-1	22-5-5	8-3-0	7-4-1	15-7-5	0-0-0	6-3-1
NEW HAMPSHIRE	12/23/12	72-45	w	0-0-0	10-6-3	6-3-0	10-5-1	15-4-3	3-2-0	6-1-3
DUQUESNE	12/29/12	84-74	w	2-2-0	23-12-5	3-4-0	8-4-0	9-3-4	1-0-0	15-4-1
at Wisconsin	01/03/13	51-60	L	DNP	12-8-4	0-2-0	8-2-0	19-3-2	DNP	0-3-1
INDIANA	1/7/13	51-74	L	DNP	8-6-3	5-2-0	4-2-1	11-7-3	0-0-0	0-1-3
NORTHWESTERN	1/10/13	54-70	L	0-1-1	20-4-3	0-1-0	2-5-0	13-0-2	3-2-0	3-3-1
at Purdue	1/13/13	42-60	L	2-1-0	9-6-4	DNP	11-6-0	8-5-3	0-0-0	0-0-0
MICHIGAN STATE	1/16/13	72-81	L	DNP	27-2-6	DNP	0-5-0	29-10-1	2-0-0	6-4-1
NEBRASKA	1/19/13	64-68	L	DNP	11-7-6	0-0-0	9-6-0	18-2-1	3-0-0	6-6-0
at Indiana	01/23/13	49-72	L	0-0-0	18-7-1	0-0-0	0-3-0	12-6-2	0-0-0	1-3-0
OHIO STATE	1/26/13	51-65	L	DNP	15-4-6	2-1-0	3-3-0	16-3-2	0-0-0	4-4-1
at Iowa	01/31/13	67-76	L	DNP	20-6-4	2-0-0	8-2-0	15-4-4	3-0-0	5-1-2
PURDUE	2/5/13	49-58	L	0-1-0	17-3-7	0-0-0	5-5-0	7-5-3	DNP	3-3-0
at Nebraska	02/09/13	53-67	L	0-0-0	17-4-2	DNP	0-0-0	16-3-0	0-0-0	2-4-1
IOWA	2/14/13	72-74	L	DNP	26-8-2	DNP	5-4-2	14-3-10	5-0-0	3-1-2
at Michigan	02/17/13	71-79	L	DNP	11-3-5	DNP	6-2-0	17-7-1	0-1-0	9-6-4
at Illinois	02/21/13	59-64	L	0-0-0	12-3-5	DNP	0-3-0	20-4-3	0-1-0	6-2-1
MICHIGAN	2/27/13	84-78	w	DNP	17-1-5	DNP	7-2-0	25-6-3	DNP	9-1-1
at Minnesota	03/02/13	44-73	L	DNP	15-3-4	DNP	4-3-1	10-4-2	0-1-0	0-2-1
at Northwestern	03/07/13	66-59	w	DNP	18-0-3	DNP	0-3-0	18-5-3	0-0-0	7-2-4
WISCONSIN	3/10/13	60-63	L	DNP	22-0-5	DNP	0-1-0	23-5-1	0-0-0	2-5-0

Opponent	Date	Score		21 BOROVNJAK	23 FRAZIER,TI	25 GRAHAM,JON	32 ACKERMAN,P	34 WISNIEWSKI	35 ONYEAKA,KE	43 TRAVIS,ROS
SAINT FRANCIS	11/9/12	65-58	w	2-2-0	23-4-6	2-3-0	DNP	DNP	DNP	10-9-0
vs North Carolina State	11/16/12	55-72	L	0-3-0	23-5-2	4-10-1	DNP	DNP	DNP	2-2-0
vs Providence	11/16/12	55-52	w	4-4-0	19-9-7	0-3-0	DNP	DNP	DNP	6-4-0
vs Akron	11/18/12	60-85	L	0-1-0	0-0-0	5-2-0	0-0-0	DNP	DNP	11-10-0
BUCKNELL	11/23/12	60-57	w	6-4-1	DNP	0-5-0	2-0-0	DNP	DNP	9-8-1
BOSTON COLLEGE	11/28/12	61-73	L	0-3-0	DNP	3-3-0	DNP	DNP	DNP	5-13-0
PENN	12/1/12	58-47	w	0-0-0	DNP	4-4-0	DNP	DNP	DNP	7-8-0
at La Salle	12-5-12	57-82	L	8-8-0	DNP	0-2-1	DNP	DNP	DNP	12-9-0
ARMY	12/8/12	78-70	w	4-3-1	DNP	2-3-0	DNP	DNP	DNP	14-10-2
DELAWARE STATE	12/15/12	80-76	w	14-8-2	DNP	0-2-0	DNP	DNP	DNP	6-3-0
NEW HAMPSHIRE	12/23/12	72-45	w	11-4-1	DNP	7-3-0	DNP	0-0-0	DNP	4-6-2
DUQUESNE	12/29/12	84-74	w	14-5-0	DNP	4-5-1	DNP	DNP	DNP	5-7-1
at Wisconsin	01/03/13	51-60	L	8-0-0	DNP	2-2-0	DNP	DNP	DNP	2-11-0
INDIANA	1/7/13	51-74	L	5-3-0	DNP	2-3-0	2-1-0	0-0-0	DNP	14-5-0
NORTHWESTERN	1/10/13	54-70	L	7-5-0	DNP	2-2-0	DNP	0-0-0	DNP	4-9-0
at Purdue	1/13/13	42-60	L	5-3-1	DNP	0-0-0	2-0-0	0-0-0	0-0-0	5-8-0
MICHIGAN STATE	1/16/13	72-81	L	4-1-0	DNP	2-3-0	0-0-1	DNP	DNP	2-3-0
NEBRASKA	1/19/13	64-68	L	8-5-2	DNP	1-1-0	0-0-0	DNP	DNP	8-5-1
at Indiana	01/23/13	49-72	L	4-2-0	DNP	5-1-1	0-0-0	0-0-0	DNP	9-5-1
OHIO STATE	1/26/13	51-65	L	9-3-1	DNP	0-6-0	2-0-0	DNP	DNP	0-1-1
at Iowa	01/31/13	67-76	L	7-4-0	DNP	6-4-0	0-0-0	DNP	DNP	1-6-0
PURDUE	2/5/13	49-58	L	7-4-0	DNP	2-6-0	DNP	DNP	DNP	8-8-0
at Nebraska	02/09/13	53-67	L	5-1-0	DNP	2-2-0	0-0-0	6-8-0	DNP	5-13-0
IOWA	2/14/13	72-74	L	14-3-1	DNP	0-1-0	DNP	1-0-0	DNP	4-4-0
at Michigan	02/17/13	71-79	L	17-4-3	DNP	0-0-1	DNP	0-0-0	DNP	11-10-1
at Illinois	02/21/13	59-64	L	17-6-0	DNP	0-4-0	DNP	0-0-0	DNP	4-6-2
MICHIGAN	2/27/13	84-78	w	9-5-1	DNP	2-0-1	DNP	DNP	DNP	15-12-4
at Minnesota	03/02/13	44-73	L	7-3-1	DNP	0-1-0	0-0-0	0-0-0	DNP	8-3-0
at Northwestern	03/07/13	66-59	w	15-10-0	DNP	0-1-0	0-0-0	0-0-0	DNP	8-9-2
WISCONSIN	3/10/13	60-63	L	4-2-0	DNP	3-3-0	0-2-0	DNP	DNP	6-11-1



2012-13 Penn State Men's Basketball
 Penn State Category Leaders (as of Mar 12, 2013)
 All games



Points	G	Pts	Pts/G
Newbill, D.J.	30	484	16.1
Marshall, Jermaine	30	466	15.5
Borovnjak, Sasa	30	215	7.2
Travis, Ross	30	205	6.8
Taylor, Brandon	30	160	5.3
Colella, Nick	30	119	4.0
Frazier, Tim	4	65	16.3
Graham, Jon	30	60	2.0
Jack, Donovan	17	29	1.7
Montminy, Kevin	22	20	0.9
Ackerman, Pat	13	8	0.6
Wisniewski, Alan	11	7	0.6

Scoring Average	G	Pts	Avg/G
Frazier, Tim	4	65	16.3
Newbill, D.J.	30	484	16.1
Marshall, Jermaine	30	466	15.5
Borovnjak, Sasa	30	215	7.2
Travis, Ross	30	205	6.8
Taylor, Brandon	30	160	5.3
Colella, Nick	30	119	4.0
Graham, Jon	30	60	2.0
Jack, Donovan	17	29	1.7
Montminy, Kevin	22	20	0.9
Wisniewski, Alan	11	7	0.6
Ackerman, Pat	13	8	0.6

FG Percentage	FG	Att	Pct
Wisniewski, Alan	2	3	.667
Borovnjak, Sasa	85	160	.531
Jack, Donovan	11	23	.478
Montminy, Kevin	7	15	.467
Newbill, D.J.	165	410	.402
Ackerman, Pat	4	10	.400
Marshall, Jermaine	151	381	.396
Frazier, Tim	15	42	.357
Taylor, Brandon	59	172	.343
Colella, Nick	36	105	.343
Travis, Ross	73	213	.343
Graham, Jon	22	65	.338

Field Goal Attempts	G	Att	Att/G
Newbill, D.J.	30	410	13.7
Marshall, Jermaine	30	381	12.7
Travis, Ross	30	213	7.1
Taylor, Brandon	30	172	5.7
Borovnjak, Sasa	30	160	5.3

Field Goals Made	G	Made	Made/G
Newbill, D.J.	30	165	5.5
Marshall, Jermaine	30	151	5.0
Borovnjak, Sasa	30	85	2.8
Travis, Ross	30	73	2.4
Taylor, Brandon	30	59	2.0

3-Point Percentage	3FG	Att	Pct
Jack, Donovan	1	2	.500
Montminy, Kevin	4	11	.364
Colella, Nick	31	89	.348
Marshall, Jermaine	58	170	.341
Taylor, Brandon	32	112	.286
Newbill, D.J.	20	74	.270
Frazier, Tim	2	11	.182
Travis, Ross	5	40	.125
Maduegbunam, Akosa	0	8	.000
Onyeaka, Kevin	0	1	.000
Borovnjak, Sasa	0	1	.000

3-Point FG Attempts	G	Att	Att/G
Marshall, Jermaine	30	170	5.7
Taylor, Brandon	30	112	3.7
Colella, Nick	30	89	3.0
Newbill, D.J.	30	74	2.5
Travis, Ross	30	40	1.3

3-Point FG Made	G	Made	Made/G
Marshall, Jermaine	30	58	1.9
Taylor, Brandon	30	32	1.1
Colella, Nick	30	31	1.0
Newbill, D.J.	30	20	0.7
Travis, Ross	30	5	0.2

Free Throw Percent	FG	Att	Pct
Frazier, Tim	33	39	.846
Marshall, Jermaine	106	139	.763
Taylor, Brandon	10	14	.714
Newbill, D.J.	134	196	.684
Borovnjak, Sasa	45	67	.672
Graham, Jon	16	24	.667
Jack, Donovan	6	9	.667
Travis, Ross	54	82	.659
Colella, Nick	16	25	.640
Maduegbunam, Akosa	2	4	.500
Montminy, Kevin	2	5	.400
Wisniewski, Alan	3	9	.333

Free Throw Attempts	G	Att	Att/G
Newbill, D.J.	30	196	6.5
Marshall, Jermaine	30	139	4.6
Travis, Ross	30	82	2.7
Borovnjak, Sasa	30	67	2.2
Frazier, Tim	4	39	9.8

Free Throws Made	G	Made	Made/G
Newbill, D.J.	30	134	4.5
Marshall, Jermaine	30	106	3.5
Travis, Ross	30	54	1.8
Borovnjak, Sasa	30	45	1.5
Frazier, Tim	4	33	8.3



2012-13 Penn State Men's Basketball
 Penn State Category Leaders (as of Mar 12, 2013)
 All games



Rebounds	G	Reb	Reb/G
Travis, Ross	30	218	7.3
Newbill, D.J.	30	149	5.0
Marshall, Jermaine	30	136	4.5
Borovnjak, Sasa	30	109	3.6
Taylor, Brandon	30	100	3.3

Rebound Average	G	Reb	Avg/G
Travis, Ross	30	218	7.3
Newbill, D.J.	30	149	5.0
Marshall, Jermaine	30	136	4.5
Frazier, Tim	4	18	4.5
Borovnjak, Sasa	30	109	3.6

Offensive Rebounds	G	No.	Avg/G
Travis, Ross	30	63	2.1
Newbill, D.J.	30	45	1.5
Borovnjak, Sasa	30	43	1.4
Graham, Jon	30	36	1.2
Taylor, Brandon	30	25	0.8

Defensive Rebounds	G	No.	Avg/G
Travis, Ross	30	155	5.2
Marshall, Jermaine	30	122	4.1
Newbill, D.J.	30	104	3.5
Taylor, Brandon	30	75	2.5
Borovnjak, Sasa	30	66	2.2

Fouls	G	No.	Per/G
Marshall, Jermaine	30	95	3.2
Borovnjak, Sasa	30	92	3.1
Colella, Nick	30	88	2.9
Newbill, D.J.	30	87	2.9
Taylor, Brandon	30	83	2.8

Foulsouts	G	No.
Borovnjak, Sasa	30	5
Marshall, Jermaine	30	5
Travis, Ross	30	4
Taylor, Brandon	30	4
Colella, Nick	30	4

Assists	G	No.	Ast/G
Newbill, D.J.	30	122	4.1
Marshall, Jermaine	30	73	2.4
Colella, Nick	30	32	1.1
Travis, Ross	30	19	0.6
Frazier, Tim	4	15	3.8
Borovnjak, Sasa	30	15	0.5

Steals	G	No.	Stl/G
Marshall, Jermaine	30	45	1.5
Newbill, D.J.	30	35	1.2
Colella, Nick	30	22	0.7
Travis, Ross	30	19	0.6
Borovnjak, Sasa	30	14	0.5

Blocked Shots	G	No.	Blk/G
Graham, Jon	30	25	0.8
Marshall, Jermaine	30	19	0.6
Borovnjak, Sasa	30	13	0.4
Taylor, Brandon	30	13	0.4
Travis, Ross	30	11	0.4

Minutes	G	No.	Min/G
Newbill, D.J.	30	1093	36.4
Marshall, Jermaine	30	1033	34.4
Travis, Ross	30	938	31.3
Colella, Nick	30	795	26.5
Borovnjak, Sasa	30	698	23.3

Turnovers	G	No.	TO/G
Newbill, D.J.	30	116	3.9
Marshall, Jermaine	30	82	2.7
Travis, Ross	30	41	1.4
Borovnjak, Sasa	30	33	1.1
Taylor, Brandon	30	31	1.0