



2022-23 LADY LION BASKETBALL

UNLEASH
THE PRIDE

GAME 21 | PENN STATE AT RUTGERS | JANUARY 26, 2023 | JERSEY MIKE'S ARENA

2022-23 SCHEDULE

Date Opponent (Broadcast) Time/Result

NOVEMBER

9	Norfolk State (B1G+)	W, 67-61
11	Fairfield (B1G+)	W, 77-49
15	Youngstown State (B1G+)	W, 77-63
18	Bryant (B1G+)	W, 96-33
21	Syracuse (B1G+)	W, 82-69
25	vs. Toledo! (FloHoops)	W, 60-59
26	at Fresno State! (FloHoops)	W, 68-49
30	Virginia (B1G/ACC Challenge) (B1G+)	L, 89-68

DECEMBER

3	at Minnesota (Big Ten Network)	L, 98-96 (2OT)
8	#4/3 Indiana (B1G+)	L, 67-58
11	West Virginia (B1G+)	W, 69-57
18	at Drexel (FloHoops)	L, 86-82 (OT)
21	Cornell (B1G+)	W, 79-48
30	Rutgers (B1G+)	W, 90-72

JANUARY

3	at #14/19 Michigan* (B1G+)	L, 82-72
7	Purdue (B1G+)	W, 70-60
11	at Nebraska (B1G+)	L, 80-51
14	at #12/9 Iowa* (Big Ten Network)	L, 108-67
18	Minnesota (B1G+)	L, 75-67
22	Wisconsin (Big Ten Network)	W, 74-69
26	at Rutgers (B1G+)	7 p.m.
30	at #T-10/11 Maryland (Big Ten Network)	6 p.m.

FEBRUARY

2	Northwestern (B1G+)	7 p.m.
5	#Y-10/8 Iowa (Big Ten Network)	12 p.m.
12	at Michigan State (B1G+)	3 p.m.
16	#2/5 Ohio State (B1G+)	7 p.m.
19	at #22/22 Illinois (B1G+)	3 p.m.
22	at Purdue (B1G+)	7 p.m.
25	Michigan State (B1G+)	2 p.m.

MARCH

1-5	Big Ten Tournament!	TBD
-----	---------------------	-----

* Big Ten Opponent
! Daytona Beach Invitational (Daytona Beach, Fla.)
^ ACC/Big Ten Challenge
! Big Ten Tournament (Minneapolis)
All times Eastern Standard Time



PENN STATE LADY LIONS

(12-8, 3-6 B1G)

vs.

RUTGERS SCARLET KNIGHTS

(8-13, 2-7 B1G)



VIDEO | BIG+

RADIO | Penn State Sports Network - 93.3 FM & 1390 AM - Justin Antweil & Joe Putnam

ONLINE | Links to live video, live audio and live stats available at GoPSUSports.com

OPENING TIP

- Penn State is coming off a 74-69 home win over Wisconsin Sunday.
- Tanyah Thompson poured in a season-high 27 points, draining a season-high five three-pointers and finishing 10-13 from the field along with two steals.
- Leilani Kapinus was named to the Naismith Defensive Player of the Year Watch List, and is the only Big Ten player selected to the list and one of 15 overall.
- Racking up five steals against the Badgers, Leilani Kapinus is fourth in the nation in steals (68) and first in the Big Ten while also averaging 11.3 points, 6.0 rebounds, 2.6 assists and 0.9 blocks per game.
- This year Makenna Marisa leads the team in scoring (17.9 ppg), assists (4.3 per game) and made three's (41) in addition to 4.3 rebounds and 2.2 steals per game.
- Starting in every contest after the first game, Shay Ciezki has averaged 11.4 points, 3.0 assists, 2.1 three-pointers and 1.4 steals per game while shooting a team-best 40.8% from three.
- Penn State ranks in the nation sixth in steals per game (12.8), 10th in turnovers forced per game (21.8), 39th in turnover margin (4.2), 48th in three-point percentage (35.0), 51st in assists per game (15.7), 55th in scoring offense (73.5 points per game) and 69th in field goal percentage (43.7).

LAST GAME'S STARTERS



#4 Shay Ciezki PPG RPG APG MPG
Fr. | G | 5-7 11.4 2.2 3.0 30.4



#5 Leilani Kapinus PPG RPG APG MPG
R-So. | G | 5-10 11.3 6.0 2.6 27.6



#10 Chanaya Pinto PPG RPG APG MPG
Sr. | F | 6-1 5.6 4.2 1.5 21.2



#20 Makenna Marisa PPG RPG APG MPG
Sr. | G | 5-11 17.9 4.3 4.3 35.0



#24 Alexa Williamson PPG RPG APG MPG
Gr. | F | 6-2 6.1 3.6 0.7 18.5

STRATEGIC COMMUNICATIONS

WBB Primary Contact..... Korey Blucas
Office Phone 814-865-1757
Cell Phone 724-799-4480
Email kvb5992@psu.edu

WBB Secondary Contact Krista Pylant
Email kqp5592@psu.edu

PENN STATE RESERVES

No.	Name	Pos.	Ht.	Cl.	PPG	RPG	APG	MPG
1	Ali Brigham	F	6-4	Jr.	3.5	2.4	1.0	10.1
2	Aicha Dia	F	6-1	Fr.	1.2	0.8	0.2	5.2
11	Anna Camden	F	6-3	Sr.	2.6	1.1	0.8	15.1
23	Tanyah Thompson	G	5-11	Sr.	8.5	1.9	0.5	19.3
33	Johnasia Cash	F	6-3	Gr.	3.6	4.4	0.7	12.4

ONE OF THE TOP POINT GUARDS IN THE NATION

- Senior Makenna Marisa was one of 20 point guards selected to the Nancy Lieberman Award Watch List heading into the season and named to the All-Big Ten Preseason Team by the coaches and media.
- This year she leads the team in scoring (17.9 ppg), assists (4.3 per game) and made three's (41) in addition to 4.3 rebounds and 2.2 steals per game.
- She has recorded 74 double-digit scoring games and 32 20-point games with eight this year.
- A 35-game streak of consecutive double-digit games that started at the beginning of last season ended Nov. 26 against Fresno State.
- She has notched seven career 25+ points and 5+ assists games, the 10th most in the Big Ten since 2009-2010 (courtesy of Her Hoop Stats).
- With 1,602 career points, she is 13th in school history.
- Starting this season ranked 24th, she needs 18 more to pass Andrea Garner (1997-2000, 1,619 points) for 12th.
- In program history she also ranks tied for third in 30-point games (seven), fifth in career free throw percentage (82.0%), eighth in career three-point field goals made (168) and career scoring average (15.6 ppg), tied for ninth in career double-digit assist games (three) and 13th in career assists (397).
- In the nation, she ranks 20th in career assists, 28th in career free throw percentage and 50th in career points.
- For the 2022-23 season, she ranks in the nation 35th in points (358), 41st in field goals (128), 50th in minutes per game (35.1), 51st in steals (43), 61st in assists (85) and 78th in three-point percentage (38.3).
- In the Big Ten she is first in minutes per game, tied for third in steals, sixth in points, tied for seventh in assists, tied for seventh in three-pointers made, eighth in three-point percentage, 12th in assist/turnover ratio (1.4), 14th in free throw percentage (76.3) and 18th in field goal percentage (40.5).
- In the win over Rutgers, she produced a game-high 32 points with four made three-pointers and six free throws in addition to five rebounds.
- In the home win over Purdue, she produced 24 points, eight boards and six dimes and went 3-6 from three.
- At Drexel in the second to last game played, she notched one of the best games in her career, pouring in 28 points off 10-16 shooting from the field, including tying a career-high seven made three's, along with five assists, three boards and a steal.
- In the Big Ten-opener at Minnesota she recorded one of the best games as a Lady Lion, recording a career-high 34 points (13-21 from the field, seven three-pointers, six assists, two blocks and two steals).
- In the program's largest comeback against Syracuse, she produced 22 points, including 13 in the fourth quarter, eight rebounds and seven assists.
- She notched a double-double in the first two contests: 24 points and 11 rebounds against Norfolk State and 14 points and 10 assists against Fairfield.
- As a junior, she was a consensus All-Big Ten First-Team pick by the coaches and media and a CoSIDA Academic All-American last year.
- She ranked second in the Big Ten and sixth in the country in scoring at 22.2 points per game, third-highest average by a Lady Lion in a single season.
- She scored double-digit points in all 29 games last season, one of only two Division I players to notch the feat, including 19 20-point games, 13 25-point games and five 30-point performances.
- Her 30-point games included a career-high 33 at Duquesne (12/18), 32 vs. Iowa (1/25) and at Michigan State (2/21), 31 at Purdue (2/9) and 30-point triple-double vs. Delaware State (11/16).
- She had four 20-point halves, coming against Delaware State (20, 1st), Maryland (24, 2nd), Purdue (25, 2nd) and Minnesota (20, 2nd).
- Marisa's 645 total points in the regular season ranked fourth in the Big Ten and 15th in the country and ninth in a season at Penn State.
- In conference games, including six against ranked opponents, she averaged 23.0 points per game, good for second in the conference.
- She also averaged 19.9 in seven games against ranked foes, also second in the Big Ten.
- She was 28th in the country in field goals made (224) and 29th in free throws made (138), while holding seventh in the Big Ten in assists per game (4.2) and total assists (123).

TOP-100 NCAA RANKS

Team Category	Rank	Total
Assists per game	51	15.7
Field goal percentage	69	43.7
Scoring offense	55	73.5
Steals per game	6	12.8
Three-point percentage	48	35.0
Turnover margin	39	4.2
Turnovers forced per game	10	21.8
Individual Category	Rank	Total
Shay Ciezki		
Three-point percentage	48	40.8
Makenna Marisa		
Assists	61	85
Assists per game	89	4.2
Field goal attempts	15	316
Field goals made	41	128
Minutes per game	50	35.0
Points	35	358
Points per game	45	17.9
Steals	51	43
Steals per game	94	2.2
Three-point percentage	78	38.3
Leilani Kapinus		
Steals	4	68
Steals per game	6	3.4

TOP-FIVE BIG RANKS (TEAM)

Team Category	Rank	Total
Steals per game	2	13.3
Turnover Margin	4	4.2

TOP-10 BIG RANKS (INDIVIDUAL)

Individual Category	Rank	Total
Shay Ciezki		
Three-point percentage	4	40.8
Three-pointers made	T9	40
Three-pointers made per game	T9	2.0
Makenna Marisa		
Assists	T7	85
Assists per game	8	4.3
Minutes	2	700
Minutes per game	1	35.0
Points	6	358
Points per game	6	17.9
Steals	T3	43
Steals per game	T4	2.2
Three-point percentage	8	38.3
Three-pointers made	T7	41
Three-pointers made per game	T7	2.1
Leilani Kapinus		
Blocks	10	18
Steals	1	68
Steals per game	1	3.4

MAKENNA MARISA RECORD WATCH

Career (Games)

1.	2,919	Kelly Mazzante (133), 2001-04
2.	2,510	Maggie Lucas (132), 2011-14
3.	2,253	Susan Robinson (122), 1989-92
4.	2,108	Teniya Page (116), 2016-19
5.	2,044	Tyra Grant (122), 2007-10
6.	2,025	Kahadeejah Herbert (126), 1982-85
7.	1,995	Tanisha Wright (134), 2002-05
8.	1,897	Suzie McConnell (128), 1985-88
9.	1,786	Alex Bentley (131), 2010-13
10.	1,725	Angie Potthoff (111), 1993-97
11.	1,663	Lisa Shepherd (128), 1998-2001
12.	1,619	Andrea Garner (126), 1997-2000
13.	1,602	Makenna Marisa (103), 2020-present
14.	1,538	Tanya Garner (117), 1988-91
15.	1,514	Vicki Link (123), 1984-87
16.	1,466	Jess Strom (133), 2002-05
17.	1,463	Katina Mack (121), 1992-96
18.	1,428	Jen Bednarek (102), 1977-80
19.	1,328	Maren Walseth (128), 1998-2001
20.	1,320	Cheryl Ellison (114), 1980-83

Career Scoring Average (min. 50 games)

1.	21.9	Kelly Mazzante (133), 2001-04
2.	19.0	Maggie Lucas (132), 2011-14
3.	18.5	Susan Robinson (122), 1989-92
4.	18.2	Teniya Page (116), 2016-19
5.	17.4	Carol Walderman (74), 1981-83
6.	16.8	Tyra Grant (122), 2007-10
7.	16.1	Kahadeejah Herbert (126), 1982-85
8.	15.6	Makenna Marisa (103), 2020-present
9.	15.5	Angie Potthoff (111), 1993-97
10.	14.9	Tanisha Wright (134), 2002-05

Career 30-Point Games

1.	27	Kelly Mazzante (2001-04) 4, 2003-04; 9, 2002-03; 12, 2001-02; 2, 2000-01
2.	8	Teniya Page (2016-19) 1, 2018-19; 2, 2017-18; 4, 2016-17; 1, 2015-16
3.	7	Makenna Marisa (2020-present) 5, 2021-22 ; 1, 2022-23
	7	Maggie Lucas (2011-14) 3, 2013-14; 2, 2012-13; 2, 2011-12
5.	6	Kahadeejah Herbert (1982-85) 2, 1984-85; 2, 1983-84; 2, 1982-83

Career 3-Point Field Goals Made (Games)

1.	365	Maggie Lucas (132), 2011-14
2.	357	Kelly Mazzante (133), 2001-04
3.	230	Lisa Shepherd (128), 1998-2001
4.	191	Jess Strom (133), 2002-05
5.	179	Teniya Page (116), 2016-19
	179	Tyra Grant (122), 2007-10
7.	175	Tiffany Longworth (122), 1994-97
8.	168	Makenna Marisa (103), 2020-present
9.	149	Zhaque Gray (126), 2009-12
10.	147	Jaida Travascio-Green (80), 2017-2020

Career Free Throw Percentage (min. 125 att.)

1.	.907	(547-603)	Maggie Lucas, 2011-14
2.	.874	(487-557)	Susan Robinson, 1989-92
3.	.841	(387-460)	Jess Strom, 2002-05
	.841	(254-302)	Kam Gissendanner, 2006-08
5.	.820	(300-366)	Makenna Marisa, 2020-present
6.	.819	(460-562)	Kelly Mazzante, 2001-04
7.	.817	(197-241)	Julia Trogele, 2008-11
8.	.810	(128-158)	Kim Lazor, 1990-93
9.	.808	(147-182)	Ashli Schwab, 2002-05
10.	.806	(387-480)	Lisa Shepherd, 1998-2001

Career Double-Digit Assist Games (Games)

1.	71	Suzie McConnell (128), 1985-88
2.	26	Tina Nicholson (124), 1993-96
3.	23	Annie Troyan (81), 1981-83
4.	19	Helen Darling (126), 1997-2000
5.	12	Nancy Kuhl (89), 1975-79
6.	9	Jess Strom (133), 2002-05
7.	6	Brianne O'Rourke (120), 2006-09
8.	4	Tanya Garner (117), 1988-91
9.	3	Makenna Marisa (103), 2020-present
	3	Corinne Gulas (63), 1980-81

Career Assists (Games)

1.	1,307*	Suzie McConnell (128), 1984-88
2.	826	Tina Nicholson (124), 1993-96
3.	791	Helen Darling (126), 1997-2000
4.	776	Jess Strom (133), 2002-05
5.	632	Annie Troyan (81), 1981-83
6.	567	Alex Bentley (131), 2010-13
	567	Dana Eikenberg (122), 1989-92
8.	560	Brianne O'Rourke (120), 2006-09
9.	528	Nancy Kuhl (89), 1975-79
10.	484	Tanisha Wright (134), 2002-05
11.	417	Teniya Page (116), 2016-19
12.	411	Tanya Garner (117), 1988-91
13.	397	Makenna Marisa (103), 2020-present
14.	379	Corinne Gulas (63), 1980-81
15.	323	Tiffany Longworth (122), 1994-97

NAISMITH DEFENSIVE PLAYER OF THE YEAR WATCHLIST

- Leilani Kapinus has been named to the Naismith Women's Defensive Player of the Year 2023 Watch List, the organization announced Tuesday.
- Kapinus is the only Big Ten player selected to the watchlist and one of 15 players overall.
- She ranks fourth in the nation in steals (68) and first in the Big Ten, which is 23 more than the No. 2 steals conference leader (Sydney Wood of Northwestern).
- Averaging 3.4 steals per game, sixth nationally, she has ramped up that average to 3.9 against B1G opponents in nine contests.
- Overall, she has racked up 12 games with at least three steals, including seven contests with 5+: nine against Cornell, seven in the win over Purdue, six versus Fresno State, Rutgers and Minnesota (at home) and five against Minnesota (in Minneapolis) and Wisconsin.
- In addition to her steals, the guard has recorded a team-high 18 blocks, 10th-most in the Big Ten. Again, her block average has increased in conference play with nine so far.
- In addition to her defense, she leads the squad in rebounds (6.0 per game) and has put up 11.3 points and 2.6 assists per game, a 46.1 field goal percentage and 69.7 free throw percentage.
- Kapinus is 17th in rebounding and 20th in free throw percentage.
- She has scored in double-figures 14 games and pulled down at least seven rebounds in eight contests.
- Against Minnesota, she put up 10 boards, eight points and six steals.
- She produced her first double-double of the season in the win over Purdue with 17 points and 12 rebounds along with a game-high seven steals and four assists.
- She has scored in double-figures in seven-straight games and 11 overall, pulled down at least seven rebounds in six contests and gotten at least three steals eight times.
- She racked up nine steals in the win over Fairfield along with 11 points and eight boards.
- In the win over Youngstown State, she nearly produced a double-double with 21 points and nine boards along with five assists and four steals.
- Against Fresno State, she produced 12 points, six steals and five assists.
- She notched 18 points on 8-10 shooting from the field and had five steals and four assists.
- Making all five free throws, she got 15 points, seven rebounds, four blocks and three steals in the win over West Virginia.
- After redshirting the 2019-20 season, Leilani Kapinus earned All-Big Ten Freshman-Team honors last year.
- Kapinus averaged 9.6 points and 5.7 rebounds per game, tallied 46 assists, 33 blocks and 59 steals, shot 43 percent from the floor and collected 16 double-figure games (two with 20+ points and three double-doubles)
- She was one of eight Division I players with 30+ blocks and 55+ steals.
- She ranked third in the Big Ten in blocks per game (1.14), third in the Big Ten in steals per game (2.03) and fourth in total steals (59)
- She led Big Ten freshmen in steals, sitting 13th among all Division I freshmen and held second among Big Ten freshmen in blocks, ranking 13th among all Division I freshmen.

A TRIO OF 1,000 POINT SCORERS

- Johnasia Cash notched her 1,000 career point in the win over Youngstown State, becoming the third current Lady Lion to accomplish the feat (Makenna Marisa and Taniyah Thompson).
- Cash has produced 400 combined from the 2020-21 and 2022-23 seasons as a Lady Lion for an average of 9.1 ppg.
- She had 659 in her seasons at SMU.
- Thompson accomplished the feat in her three seasons at East Carolina.
- Among active career scoring leaders in Division I, Marisa ranks 50th (1,602), Thompson 103rd (1,380) and Cash 269th (1,059).

CASHING REBOUNDS

- Johnasia Cash has pulled down the 15th most career rebounds (935) among active Division I players in the nation and is also 34th in double-doubles (25).
- In her fifth season, Cash has averaged 7.1 boards per game in her career and 6.8 in her two seasons at Penn State (2020-21 and 2022-23).
- In her first season as a Lady Lion in which she earned Third-Team All-Big Ten from the media, she recorded a double-double in all 11 games in which she gathered 10+ rebounds.
- After readjusting due to missing last season, her rebounding picked up with a three-game

MEDIA INFORMATION**KIEGER AVAILABILITY**

All interview requests for head coach Carolyn Kieger should be directed to Corey Blucas (kvb5992@psu.edu) in the Strategic Communications Office. Coach Kieger will hold weekly press conferences during the season. A schedule is available by contacting the Strategic Communications Office. Coach Kieger will not be available on game day prior to tip-off. Postgame press conferences will be held after each game, home and away.

PLAYER INTERVIEWS

All student-athlete interviews must be arranged through Corey Blucas at least 72 hours in advance. Interviews will not be granted on game day prior to tip-off. Player phone numbers will not be released. Following games, requested Penn State student-athletes will be available in the BJC Green Room after home games. The Penn State locker room is closed.

CREDENTIALS

Single game press credentials are issued to accredited members of the working media only. Requests for credentials should be directed to Corey Blucas at least one week in advance of each game. Press credentials can be picked up at Media Will Call, which is located at the Media/Team entrance, on the south side of the Bryce Jordan Center, across from the Panzer Lacrosse Stadium.

PHOTOGRAPHERS

A photo pass must be issued to gain access courtside in the Bryce Jordan Center. Please contact Corey Blucas one week in advance for photo passes. Courtside photographers must follow NCAA guidelines.

RADIO NETWORKS

The Penn State Sports Network originates from the first row of Booth C23 in the press area. Visiting radio stations are located on the first row of Booth C21 in the press area. Visiting radio is provided Ethernet, POTS and ISDN connections.

PRESS ROW SEATING

The press seating area is located atop section 122 and 123 of the Bryce Jordan Center. Please allow several minutes when taking the elevator to the press room or media seating areas.

GAME NOTES

Game notes will be provided at least 24 hours in advance of each game. Penn State, Big Ten and opposing team game notes will be available in the Media Central Box folder. If you would like to receive game notes via email, please contact Corey Blucas in the Strategic Communications office.

streak of 10+ rebounds (Bryant-11, Syracuse-12 and Toledo-10).

INSTANT IMPACT FROM CIEZKI

- Shay Ciezki has made an instant impact as a freshman.
- After coming off the bench in the opener, Ciezki has started every game since.
- In 611 minutes of action as the main ballhandler after Marisa, she has committed just 46 turnovers with 59 assists.
- She is one of three Lady Lions averaging at least double-digit points (11.4), leads the team in three-point percentage (40.5), is second in made three's (40) and averages 1.5 steals per game.
- In the nation she ranks 48th in three-point percentage, and in the conference she's fourth along with being ninth in three's made per game (2.0), 16th in assist/turnover ratio (1.2) and 18th in assists.
- At then-No. 12/9 Iowa, she led the team in points (20), rebounds (seven) and assists (three).
- At then-No. 14/19 Michigan, she notched career highs in points (21), field goals (eight) and three-pointers (five) along with four assists.
- She became just the second Lady Lions' freshman since the 2009-10 season with 20+ points, 5+ three's and 4+ assists in a Big Ten game (Maddie Burke: 20 points, six three's and four assists at Iowa, Feb. 19, 2021).
- She was pivotal in the team's 21-point comeback against Syracuse, scoring 16 of her 18 points during the team's second half rally.
- She followed the game with 16 points and three assists with two three-points against Toledo.
- She notched her first double-digit scoring performance against Youngstown State with 16 points along with five rebounds and three assists.
- She produced her first collegiate basket as part of a seven-point, four-rebound and two-steal performance against Fairfield.
- She notched a career-high six assists along with 14 points and four three-pointers in the win over West Virginia.

A COMEBACK FOR THE AGES

- Penn State recorded its largest comeback in program history against Syracuse, bouncing back from a 21-point deficit three minutes into the third quarter to win 82-69.
- The previous school record for a comeback was 17 against Wisconsin (W, 58-56 in overtime on Jan. 22, 2009, trailed 24-41 with 10:21 remaining in the second half).
- The 21-point comeback is tied for the second largest in Big Ten history (Nebraska over Creighton, Dec. 6, 2015).
- Penn State was able to cut the deficit to 10 (55-45) at the end of the third and then took over in the fourth quarter, outscoring the Orange 37-14 to hand them their first loss of the season.
- Makenna Marisa and Shay Ciezki scored 13 points apiece to lead the charge for Penn State in the fourth quarter.
- The duo combined for 9-of-14 shooting, highlighted by a 3-for-5 mark beyond the arc by Ciezki.
- Chanaya Pinto pulled down six rebounds in the fourth quarter, which was three more than Syracuse had as a team.
- Alli Campbell had a pair of steals to account for two of the Orange's five turnovers.
- The Lady Lions didn't commit a turnover in the quarter and held the Orange off the free-throw line.
- They also dished out eight assists on their 13 field goals while shooting 65 percent from the field.
- The 37 points in the fourth is the third-most scored in a quarter, two off the school record (Michigan State, Jan. 17, 2016 and Saint Peter's, Nov. 13, 2016).
- The Lady Lions went 13-20 (65%) from the field in the final quarter, including 7-15 (46.7%) from three.
- In the third quarter, Penn State went 8-16 from the field and 4-8 from three.
- Penn State got 20 bench points in the second half with none by Syracuse and had a 13-1 fast break, 19-5 second chance points and 27-11 rebounding advantages in the last two quarters.
- Marisa led all players in scoring in the game with 22 points while adding eight rebounds and seven assists.
- Johnasia Cash just missed a double-double as she led all players with 12 rebounds in

CAREER MILESTONE TRACKER

Milestone (current total or game that reached total)

1 Ali Brigham

750 Points (577)
250 Rebounds (Nov. 30 against Virginia)
100 Blocks (60)

5 Leilani Kapinus

500 Points (Jan. 22 against Wisconsin)
250 Rebounds (Jan. 3 at No. 14/19 Michigan)
200 Made Field Goals (186)
100 Steals (Dec. 30 against Rutgers)
100 Free Throws (Jan. 12 at Nebraska)
100 Assists (97)

10 Chanaya Pinto

250 Points (192)
100 Made Field Goals (68)

11 Anna Camden

750 Points (562)
200 Field Goals (Dec. 21 against Cornell)
100 Games Played (Jan. 12 at Nebraska)
100 Made Three-Pointers (Dec. 21 against Cornell)
100 Steals (80)

20 Makenna Marisa

1500 Points (Dec. 30 against Rutgers)
500 Field Goals (Dec. 3 at Minnesota)
500 Rebounds (461)
500 Assists (395)
300 Made Free Throws (300)
200 Made Three-Pointers (168)
100 Games (Jan. 12 at Nebraska)
100 Starts (Jan. 14 at No. 12/9 Iowa)

23 Taniyah Thompson

1500 Points (1380)
500 Made Field Goals (Dec. 21 against Cornell)
200 Made Free Throws (187)
100 Assists (95)
100 Games Played (Jan. 18 against Minnesota)

24 Alexa Williamson

1000 Points (910)
200 Made Free Throws (198)
100 Blocks (98)
100 Steals (96)

33 Johnasia Cash

1000 Points (Nov. 15 against Youngstown St.)
1000 Rebounds (935)
500 Made Field Goals (428)
200 Made Free Throws (194)
100 Assists (92)

addition to her nine points.

NONCONFERENCE HOME WINNING STREAK

- Penn State had a 14-game non-conference home winning streak, the fourth-longest in program history, end against Virginia.
- The streak began Dec. 3, 2019 with a 78-73 win over Pitt in the Big Ten/ACC Challenge and had one more win that season, 88-65 over Sacred Heart.
- The Lady Lions racked up three-straight of these victories in the 2020-21 season: 84-65 over Coppin State, 87-54 against Saint Francis (Pa.) and 70-69 over Rhode Island.
- Penn State went 4-4 last year in Bryce Jordan Center: 85-66 over LIU, 83-69 against Rider, 120-51 versus Rider and 78-58 over Youngstown State.
- The seven straight wins were the longest since an 11-game streak from Dec. 9, 2012-Jan. 27, 2013.
- The Lady Lions notched the fourth best start at 7-0, tied with the 1996-97 team.
- Penn State has had seven-straight seasons with a .500 or better record in non-conference play.

Non-Conference Home Court Winning Streaks

G	Began	Ended	Team That Ended Streak
16	12/22/05	12/6/08	Dayton, 66-67
15	12/28/10	11/17/13	Connecticut, 52-71
15	12/12/84	12/11/87	Virginia, 54-59
14	12/22/19	11/30/22	Virginia, 89-68
12	12/0/91	2/16/93	Vanderbilt, 57-66
11	12/12/15	3/19/17	Virginia Tech, 55-64%
11	1/24/78	1/6/79	Texas, 69-76
10	11/15/02	12/21/03	Louisiana Tech, 84-87
10	12/19/81	1/30/83	Tennessee, 60-75

NET RANKINGS

- The first NET Rankings came out Monday, Dec. 5, and the Lady Lions debuted at No. 48, the best slot for the program since the system that replaced the RPI started in the 2020-21 season.
- Currently at No. 74, Penn State owns four Quad II victories (home versus No. 31-75, neutral against No. 51-100 and at No. 76-135): No. 46 Purdue, No. 66 Syracuse and No. 67 West Virginia at home and No. 63 Toledo in Daytona Beach, Fla.
- Only one loss has come outside of quadrant I (home versus No. 1-30, neutral against No. 1-50 and at No. 1-75) or II.
- Penn State has many opportunities the rest of the season to climb up the ranking system, used by the NCAA Tournament Selection Committee for determining at-large bids and seeding, with six more quad I contests and one quad II games with the current rankings.

EXPERIENCED NEW FACES

- Penn State has seven newcomers on the team with four players with Division I experience: Chanaya Pinto (Oregon), Taniyah Thompson (East Carolina), Alexa Williamson (Temple) and Johnasia Cash (Penn State and SMU).
- Thompson was named the American Athletic Conference's Most Improved Player and all-conference first-team.
- She notched 1,189 points, 230 rebounds, 81 assists and 120 steals as a Pirate.
- Last year she averaged 18.5 points per game, ranking second in the AAC, and 4.3 rebounds per game, collected 36 assists and 43 steals and ranked in the conference in field goals made (199) and ranked eighth in free-throw percentage (78.4).
- She had 27 games scoring in double-figures, including 12 games with 20+ points and a career-high 31 points against UNC Wilmington
- Williamson was a three-year starter and four-year letterwinner for the Owls.
- She collected 788 points, 504 rebounds and 92 blocks while shooting 44.5 percent from the floor.
- Pinto played all 30 games for the Ducks last year and tallied 86 points, 73 rebounds, 19 assists and 18 steals, while averaging 11.4 minutes per game.
- Prior to Oregon, she led Northwest Florida State College to its first ever NJCAA Women's Basketball National Championship as a sophomore and earned second-team All-America honors.

PENN STATE QUICK FACTS

University Information

Location..... University Park, Pa.
 Founded..... 1855
 Enrollment (University Park campus).....45,901
 ColorsBlue & White
 Nickname.....Lady Lions
 ConferenceBig Ten
 President Dr. Neeli Bendapudi
 VP for Intercollegiate Athletics Dr. Patrick Kraft
 Deputy AD/SWA (WBB Administrator)... Lynn Holleran
 Facility (cap.)Bryce Jordan Center (15,104)
 All-Time Record at BJC 286-113 (28 seasons)

Basketball Staff

Head Coach..... Carolyn Kieger (Marquette '06)
 Penn State Record: 39-64 (4th season)
 Career Record: 138-129 (8th season)
 Postseason Appearances - Three (3 NCAA)
 Assistant CoachTerri Williams (Penn State '91)
 Assistant Coach Sharnee Zoll-Norman (Virginia '08)
 Assistant CoachMaggie Lucas (Penn State '14)
 Director of Operations Pam Brown (Charlotte '06)
 Chief of Staff.....MaryLynne Schaefer (Hartford '06)
 Dir. of Video & AnalyticsEric Gracia (Texas-PA '13)
 Dir. of Player Development.....Natisha Heideman (Marquette '19)
 Graduate AssistantAmari Boyd (Penn State '19)
 Graduate Assistant ..Courtney Roman (Penn State '22)
 Athletic Trainer.....Claire Peters (Northern Arizona '11)
 Strength Coach..... Rhian Davis (Florida '08)

Program History

First Year of Women's Basketball 1965
 All-Time Record987-546 (59th season)
 All-Time Big Ten Record.....288-222 (31th season)
 NCAA Tournament App./Last25/2014
 NCAA Tournament Record32-25
 NCAA Regional App./Last13/2014
 NCAA Final Four App./Last One/2000
 Big Ten Reg. Season Championships.....Eight
 Big Ten Tournament ChampionshipsTwo

Team Information

2021-22 Record 11-18
 Home7-6
 Away3-9
 Neutral1-3
 Big Ten Record (finish)5-13 (11)
 Home3-6
 Away2-7
 Letterwinners Returning/Lost5/6
 Starters Returning/Lost4/1
 Big Ten Tournament First Round
 Postseasonn/a

#UnleashThePRIDE

Women's Basketball Twitter@PennStateWBB
 Women's Basketball Instagram..... pennstateWBB
 Women's Basketball Facebook..... Penn State Lady
 Lion Basketball
 Penn State Athletics Twitter.....@GoPSUSports
 Penn State Athletics Website gopsusports.com
 Hashtags..... #UnleashThePRIDE
 #WeAre

GAME 21 | PENN STATE AT RUTGERS | JANUARY 26, 2023 | JERSEY MIKE'S ARENA

GAME-BY-GAME STARTERS (Sorted by Number-Lowest to Highest)

11/9	Norfolk State	Leilani Kapinus	Anna Camden	Makenna Marisa	Taniyah Thompson	Alexa Williamson
11/11	Fairfield	Shay Ciezki	Leilani Kapinus	Anna Camden	Makenna Marisa	Alexa Williamson
11/15	Youngstown St.	Shay Ciezki	Leilani Kapinus	Anna Camden	Makenna Marisa	Johnasia Cash
11/18	Bryant	Shay Ciezki	Leilani Kapinus	Anna Camden	Makenna Marisa	Alexa Williamson
11/21	Syracuse	Shay Ciezki	Leilani Kapinus	Makenna Marisa	Alexa Williamson	Johnasia Cash
11/25	vs. Toledo	Shay Ciezki	Leilani Kapinus	Chanaya Pinto	Makenna Marisa	Alexa Williamson
11/26	vs. Fresno St.	Shay Ciezki	Leilani Kapinus	Chanaya Pinto	Anna Camden	Makenna Marisa
11/30	Virginia	Shay Ciezki	Leilani Kapinus	Makenna Marisa	Alexa Williamson	Johnasia Cash
12/3	at Minnesota	Shay Ciezki	Leilani Kapinus	Chanaya Pinto	Makenna Marisa	Johnasia Cash
12/8	No. 4/3 Indiana	Shay Ciezki	Leilani Kapinus	Makenna Marisa	Alli Campbell	Alexa Williamson
12/11	West Virginia	Shay Ciezki	Leilani Kapinus	Chanaya Pinto	Makenna Marisa	Alexa Williamson
12/18	at Drexel	Shay Ciezki	Leilani Kapinus	Chanaya Pinto	Makenna Marisa	Alexa Williamson
12/21	Cornell	Ali Brigham	Shay Ciezki	Leilani Kapinus	Chanaya Pinto	Makenna Marisa
12/30	Rutgers	Ali Brigham	Shay Ciezki	Leilani Kapinus	Chanaya Pinto	Makenna Marisa
1/3	at No. 14/19 Michigan	Ali Brigham	Shay Ciezki	Leilani Kapinus	Chanaya Pinto	Makenna Marisa
1/7	Purdue	Shay Ciezki	Leilani Kapinus	Chanaya Pinto	Makenna Marisa	Alexa Williamson
1/11	at Nebraska	Shay Ciezki	Leilani Kapinus	Chanaya Pinto	Makenna Marisa	Alexa Williamson
1/14	at No. 12/9 Iowa	Shay Ciezki	Leilani Kapinus	Chanaya Pinto	Makenna Marisa	Alexa Williamson
1/18	Minnesota	Shay Ciezki	Leilani Kapinus	Chanaya Pinto	Makenna Marisa	Alexa Williamson
1/22	Wisconsin	Shay Ciezki	Leilani Kapinus	Chanaya Pinto	Makenna Marisa	Alexa Williamson

Bold = Started every game this season (Kapinus and Marisa)

THE OPPOSITION

Scouting Rutgers

- Are 8-13 this season and 2-7 in the Big Ten with a home win over then-RV Nebraska (57-45) and at Minnesota (65-59).
- In the first year under former Lady Lions' head coach, Coquese Washington (2007-19), who guided the program to four NCAA Tournament (2011-14) and three WNIT (2010, 2017 and 2018) appearances and three-straight Big Ten Regular Season Championships (2011-14) as part of a 209-169 record in Happy Valley.
- Have just eight players on the roster with each one playing at least 18 minutes a game.
- Freshman guard Kaylene Smikle leads the squad in scoring (17.3 points per game) and three-point shooting (38 made), and junior forward Chyna Cornwell has racked up six double-doubles, averaging 9.0 points and 8.7 rebounds per game.
- Rank 29th in the nation in blocks per game (4.7), as five Scarlet Knights have at least a baker's dozen: freshman guard/forward Antonia Bates (25), senior center Kassondra Brown (19), Smikle (17), Cornwell (62) and senior guard Awa Sidibe (13).

Against The Scarlet Knights

- Rutgers lead the series, 33-21.
- The Lady Lions look for the regular season sweep after defeating the Scarlet Knights 90-72 at home on Dec. 30.

Win No. 1 Against The Scarlet Knights

- Penn State never trailed in its 90-72 win over Rutgers at Bryce Jordan Center on Dec. 30.
- The Lady Lions erupted for 33 points with six three-pointers in the first quarter with a 16-2 run in the opening minutes.
- Penn State never let its lead dip below 16 points the rest of the game.
- The Lady Lions finished +21 in turnovers (31 forced) with 17 steals.
- Makenna Marisa produced a game-high 32 points and tied assistant coach Maggie Lucas for the third-most career 30-point games (seven) in program history.

BY THE NUMBERS

	Penn State	Rutgers
Scoring Offense	73.5	63.6
Scoring Defense	68.7	72.3
Field Goal Pct.	43.6	40.6
Field Goal Pct. Defense	42.5	40.8
3FG Pct.	34.6	33.9
3FG Pct. Defense	32.4	32.6
3FG Made Per Game	6.4	4.9
Free Throw Pct.	70.3	77.5
Rebounding	36.3	37.9
Rebounding Allowed	35.8	36.0
Assists	15.6	11.9
Turnovers	17.7	21.1
Assist/Turnover Ratio	0.9	0.6
Steals	12.6	7.5
Blocks	2.7	4.7

INSIDE THE SERIES

Overall:	Rutgers Leads, 33-21	
Current Streak:	W, 1	
Home:	14-8	
Away:	6-18	
Neutral Site:	1-6	
Big Ten Tournament:	0-1	
Last Five Meetings:		
2/6/20	A	L, 39-72
12/9/21	H	W, 52-48
2/28/21	H	L, 55-60
3/2/21	A	L, 56-74
12/30/22	H	W, 90-72

NATIONAL POLLS

AP TOP 25 (Week 12)

Rank	Team	Record	Pts.	Prev.
1.	South Carolina (28)	20-0	700	1
2.	Ohio State	19-0	669	2
3.	Stanford	19-2	615	4
4.	LSU	19-0	603	3
5.	UConn	17-2	596	5
6.	Indiana	17-1	584	6
7.	Notre Dame	16-2	541	7
8.	UCLA	17-3	448	9
9.	Utah	16-2	430	8
T-10.	Iowa	15-4	425	10
T-10.	Maryland	16-4	425	11
12.	Virginia Tech	16-3	403	12
13.	Michigan	16-3	352	14
14.	Oklahoma	16-2	304	15
15.	North Carolina	14-5	298	17
16.	Duke	17-2	281	13
17.	Gonzaga	19-2	259	16
18.	Iowa State	13-4	221	18
19.	Arizona	15-4	201	19
20.	NC State	15-5	171	20
21.	Villanova	18-3	145	22
22.	Illinois	16-4	103	21
23.	Middle Tennessee	16-2	64	NR
24.	Florida State	18-4	57	NR
25.	Colorado	15-4	56	24

Others receiving votes: Tennessee 47, Texas 35, USF 31, USC 22, Oregon 10, Arkansas 2, UNLV 1, Alabama 1

COACHES POLL (WEEK 12)

Rank	Team	Record	Pts.	Prev.
1.	South Carolina (32)	20-0	800	1
2.	Stanford	19-2	741	3
3.	LSU	20-0	729	4
4.	UConn	18-2	689	5
5.	Ohio State	19-1	684	2
6.	Indiana	18-1	660	6
7.	Notre Dame	16-2	603	7
8.	Iowa	16-4	572	9
9.	Utah	17-2	522	8
10.	Virginia Tech	16-3	496	10
11.	Maryland	16-4	469	11
12.	Oklahoma	16-2	440	12
13.	UCLA	17-3	429	13
14.	Arizona	15-4	317	15
15.	Iowa State	13-4	312	17
16.	Duke	17-2	302	14
17.	Michigan	16-4	281	16
18.	NC State	15-5	263	18
19.	North Carolina	14-5	253	20
20.	Gonzaga	19-2	241	19
21.	Villanova	18-3	93	NR
22.	Illinois	16-4	87	23
23.	Oregon	13-6	66	21
24.	Arkansas	17-5	57	22
25.	USF	18-4	47	NR

Others receiving votes: Middle Tennessee 42, Tennessee 40, Baylor 33, Florida State 32, Colorado 28, Texas 24, Florida Gulf Coast 18, UNLV 7, Oregon State 6, USC 6, St. John's 4, Columbia 3, Creighton 3, Louisville 1

MISCELLANEOUS STATISTICS

Games Led Penn State in Scoring*

Marisa.....	11
Kapinus.....	4
Ciezki.....	3
Williamson.....	3
Thompson.....	1

Games Led Penn State in Rebounds*

Cash.....	6
Kapinus.....	5
Pinto.....	4
Marisa.....	3
Williamson.....	3
Ciezki.....	2
Brigham.....	2
Brigham.....	1

Games Led Penn State in Assists*

Marisa.....	12
Ciezki.....	7
Kapinus.....	5
Pinto.....	2
Brigham.....	1
Camden.....	1

Games Double-Figure Scoring

Marisa.....	17
Kapinus.....	13
Ciezki.....	12
Thompson.....	7
Williamson.....	7
Pinto.....	5
Brigham.....	3
Brigham.....	1
Campbell.....	1

Games With 20 or more Points

Marisa.....	8
Ciezki.....	2
Kapinus.....	1
Thompson.....	1
Williamson.....	1

Games With 30 or more Points

Marisa.....	2
-------------	---

Games With 10 or more Rebounds

Cash.....	4
Kapinus.....	2
Marisa.....	2
Williamson.....	1
Williamson.....	1

Games With 5 or more Assists

Marisa.....	8
Ciezki.....	3
Kapinus.....	3
Brigham.....	3
Brigham.....	1
Pinto.....	1

Games With 10 or more Assists

Marisa.....	1
-------------	---

Games With 5 or more Steals

Kapinus.....	7
Marisa.....	2
Pinto.....	2
Campbell.....	2
Thompson.....	1
Thompson.....	1

Double-Doubles

Marisa.....	2
-------------	---

Triple-Doubles

.....	0
-------	---

* - includes tied for the team lead

PENN STATE WHEN...

Played at home	10-3
Played on the road	0-5
Played at a neutral location	2-0
vs. Top 10 teams	0-1
vs. Top 25 teams	0-1
Games decided by 3 points or less	1-1
Games decided by 4-10 points	3-4
Games decided by 11-19 points	5-0
Games decided by 20 points or more	3-3
Led at the half	11-1
Trailed at the half	1-7
Was tied at the half	0-0
Went to overtime	0-0
Went to double overtime	0-0
Scored 90 or more points	2-1
Scored 80-89 points	1-1
Scored 70-79 points	5-1
Scored 60-69 points	4-3
Scored 50-59 points	0-2
Scored fewer than 50 points	0-0
Allowed 90 or more points	0-2
Allowed 80-89	0-4
Allowed 70-79	1-1
Allowed 60-69	5-1
Allowed 50-59	3-0
Allowed fewer than 50 points	3-0
Shot 50% or more	2-1
Shot 40-49%	8-3
Shot 30-39%	2-3
Shot under 30%	0-1
Allowed 50% or more	1-4
Allowed 40-49%	3-4
Allowed 30-39%	5-0
Allowed under 30%	3-0
Shot better from the field	7-2
Shot same/worse from the field	5-6
Shot better from the FT line	7-1
Shot same/worse from the FT line	5-7
Outrebounded opponents	8-1
Was outrebounded	3-7
Tied opponent in rebounding	1-0
Committed fewer turnovers	11-3
Committed more turnovers	1-4
Turnovers are even	0-1
Committed 15 or more turnovers	8-6
Committed 14 or less turnovers	4-2
Records 7 or more steals	12-8
Records 6 or less steals	0-0
PSU wins the tip	11-5
Opponent wins the tip	1-3

LADY LIONS...

By Time		
Day Game (before 5 p.m. local)	5-3	
Night Game	7-5	
By Month		
November	7-1	
December	3-3	
January	2-4	
By Day		
Sunday	2-1	
Monday	1-0	
Tuesday	1-1	
Wednesday	2-3	
Thursday	0-1	
Friday	4-0	
Saturday	2-2	
Vs. The Conferences		
ACC	1-1	
America East	1-0	
Big 12	1-0	
CAA	0-1	
Horizon League	1-0	
Ivy League	1-0	
MAAC	1-0	
MAC	1-0	
MEAC	1-0	
MWC	1-0	

**BIG TEN STANDINGS
(as of 1/24/22)**

	Big Ten		Overall	
	W-L	Pct.	W-L	Pct.
Ohio State	8-1	.889	19-1	.950
Indiana	8-1	.889	18-1	.947
Iowa	8-1	.889	16-4	.800
Maryland	7-2	.778	16-4	.800
Illinois	6-3	.667	16-4	.800
Michigan	6-3	.667	16-4	.800
Purdue	4-5	.444	13-6	.684
Nebraska	4-5	.444	12-8	.600
Penn State	3-6	.333	12-8	.600
Michigan St.	3-6	.333	11-9	.550
Minnesota	2-7	.222	9-11	.450
Rutgers	2-7	.222	8-13	.381
Wisconsin	2-7	.222	6-14	.300
Northwestern	0-9	.000	6-13	.316



This Week Around the BIG

Wednesday, 1/25

Chicago State at Northwestern 8 pm

Thursday, 1/26

Michigan at Maryland 6:30 pm

Penn State at Rutgers 7 pm

Purdue at Illinois 8 pm

Ohio State at Indiana 8:30 pm

Saturday, 1/29

Purdue at Ohio State 1 pm

Rutgers at Indiana 2 pm

Northwestern at Wisconsin 2 pm

Michigan at Minnesota 3 pm

Michigan State at Illinois 6 pm

Monday, 1/30

Penn State at Maryland 6 pm

Wednesday, 2/1

Indiana at Minnesota TBA

Ohio State at Wisconsin 7:30 pm

BIG Media Services

Big Ten Weekly Release/Statistics

The Big Ten Conference women's basketball release, with standings and statistics, is available at www.bigten.org.

Big Ten Player of the Week

The Big Ten Conference announced Players of the Week every Monday during the regular season.

Big Ten Tournament

The 2022 Big Ten Women's Basketball Tournament is scheduled for March 1-5 at Target Center in Minneapolis, Minn. For media credential information, contact the Big Ten Conference office at (847) 696-1010 ext. 146.

GAME 21 | PENN STATE AT RUTGERS | JANUARY 26, 2023 | JERSEY MIKE'S ARENA

THE LAST TIME...

SCORING

Player scored 20 points: Taniyah Thompson (27); Wisconsin, 1/22/23
 Player scored 25 points: Taniyah Thompson (27); Wisconsin, 1/22/23
 Player scored 30 points: Makenna Marisa (32); Rutgers, 12/30/22
 Player scored 35 points: Kamaria McDaniel (35); at Purdue, 1/26/20
 Player scored 40 points: Kamaria McDaniel (40); Pitt, 12/5/19
 Two players w/ 20 points: Makenna Marisa (21) and Leilani Kapinus (21); Youngstown State, 11/15/22
 Three players w/ 20 points: Ali Brigham (23), Niya Beverley (20), Makenna Marisa (20); Rider, 11/11/21
 Two players w/ 25 points: Kamaria McDaniel (27) & Siyeh Frazier (25); at Michigan State, 3/1/20
 Player scored 25 points/3 consecutive games: Makenna Marisa 27, Nebraska, 2/3/22; 25, Northwestern, 2/6/22; 31, at Purdue, 2/9/22

Five in double figures: Delaware State, 11/16/21
 Makenna Marisa (30), Niya Beverley (17), Tova Sabel (17), Anna Camden (14), Shay Hagans (12)
 Six in double figures: at Oakland, 11/18/10
 Alex Bentley (15), Ariel Edwards (16), Zhaque Gray (16), Maggie Lucas (13), Mia Nickson (10), Gizelle Studevent (10), Julia Trogele (10)

Seven in double figures: at Oakland, 11/18/10
 Alex Bentley (15), Ariel Edwards (16), Zhaque Gray (16), Maggie Lucas (13), Mia Nickson (10), Gizelle Studevent (10), Julia Trogele (10)

PSU scored 30 points in a quarter: 33 (1st); Rutgers, 12/30/22
 PSU scored 50 points in a half: 53 (2nd); Rutgers, 12/30/22
 PSU scored 55 points in a half: 55 (2nd); Minnesota, 2/27/22
 PSU scored 60 points in a half: 64 (2nd); Delaware State, 11/16/21
 PSU scored 50 points in both halves: 56 (1st)/64 (2nd); Delaware State, 11/16/21
 PSU scored 55 points in both halves: 56 (1st)/64 (2nd); Delaware State, 11/16/21
 PSU scored fewer than 20 points in a half: 19 (2nd); at Indiana, 12/6/21
 PSU scored fewer than 15 points in a half: 11 (1st & 2nd); at Rutgers, 3/2/22
 PSU scored 90 points: 90; Rutgers, 12/30/22
 PSU scored 90 points in Big Ten game: 90; Rutgers, 12/30/22
 PSU scored 100 points: 120; Delaware State, 11/16/21
 PSU scored 100 points in Big Ten game: 101; Illinois, 2/15/01
 PSU scored 100 points in a home game: 120; Delaware State, 11/16/21
 PSU scored fewer than 50 points in a game: 40; at Indiana, 12/6/21
 PSU scored fewer than 50 points in a Big Ten game: 39; at Rutgers, 2/6/20
 PSU scored fewer than 40 points in a game: 39; at Rutgers, 2/6/20

OPP scored 50 points in a half: 56 (2nd); Minnesota, 2/27/22
 OPP scored 100 points: 107; at No. 12/9 Iowa, 1/14/23
 OPP scored 100 points in Big Ten game: 107; at No. 12/9 Iowa, 1/14/23
 OPP scored fewer than 50 points in a game: 49; Cornell, 12/21/22
 OPP scored fewer than 50 points in a Big Ten game: 48; Rutgers, 12/9/21
 OPP scored 40 or fewer points in a game: 33; Bryant, 11/18/22
 OPP scored 30 or fewer points in a game: 28; Virginia Tech, 12/6/11
 OPP scored 20 or fewer points in a game: 16; at Fairleigh Dickinson, 3/6/71

FIELD GOAL SHOOTING

Player made every shot from the field (min. 7): Amanda Brown (8-8); Michigan State, 1/25/07
 PSU shot 50% or better in a game: .500; Cornell, 12/21/22
 PSU shot 55% or better in a game: .592; Maryland, 1/30/22
 PSU shot 50% or better in consecutive games: .562 vs. Delaware State, 11/16/21 & .532 vs. Rider, 11/11/21
 PSU shot 55% or better in consecutive games: .682 vs. Northwestern, 3/2/96 & .585 vs. Ohio State, 3/3/96
 PSU shot 60% in a game: .611; Illinois, 2/20/13
 PSU shot below 30% in a game: .285; at Nebraska, 1/11/23
 PSU shot below 25% in a game: .237; at Rutgers, 3/2/22
 PSU shot below 35% in a game and won: .333; at Towson, 11/5/19
 PSU shot below 30% in a game and won: .288; Wake Forest, 11/30/17
 PSU shot 70% in a half: .714 (2nd); Virginia Tech, 12/6/11
 PSU shot 65% in a half: .654 (2nd); Maryland, 1/30/22
 PSU shot 60% in a half: .654 (2nd); Maryland, 1/30/22
 PSU shot 55% in a half: .583 (1st); at No. 19/14 Michigan, 1/3/23
 PSU shot 55% in both halves: .556 (1st) & .576 (2nd); Saint Francis, 11/30/20
 PSU shot below 25% in a half: .217 (1st); Rutgers, 2/28/21
 PSU shot below 20% in a half: .186 (2nd); at Rutgers, 3/2/22

THREE-POINT SHOOTING

Player made every shot from the field (min. 4): Anna Camden (4-4); Fordham, 11/13/19
 Player made 5 three-pointers in a game: Taniyah Thompson (5); Wisconsin, 1/22/23
 Player made 6 three-pointers in a game: Makenna Marisa (7); at Drexel (OT), 12/18/22
 Player made 7 three-pointers in a game: Makenna Marisa (7); at Drexel (OT), 12/18/22
 Player made 8 three-pointers in a game: Maggie Lucas (8); at Nebraska, 3/3/13
 Player made 4 three-pointers in a half: Makenna Marisa (4, 1st); Rutgers, 12/30/22
 Player made 5 three-pointers in a half: Maddie Burke (5, 1st); at Iowa, 2/18/21
 Player made 6 three-pointers in a half: Jaida Travascio-Green (6, 2nd); Drexel, 11/12/17
 Player attempted 10 three-pointers in a game: Makenna Marisa (10); at Drexel (OT), 12/18/22

PSU made 10 three-pointers: 12; at Drexel (OT), 12/18/22
 PSU did not make a three-pointer: at Maryland (0-5), 2/23/15
 PSU attempted 20 three-pointers: 21; Wisconsin, 1/22/23
 PSU attempted 25 three-pointers: 25; Norfolk State, 11/9/22
 PSU attempted 30 three-pointers: 30; Nebraska, 2/17/22
 PSU shot 60% 3FG (min. 5 att.): .636 (7-11); at Northwestern, 2/17/16

FREE THROW SHOOTING

Player made every shot from FT line (min. 10): Makenna Marisa (10-10); at Northwestern, 1/20/22
 PSU shot 100% (min. 10 att.): 1.000 (14-14); at Northwestern, 1/20/22
 PSU shot below 50% (min. 10 att.): .462 (6-13); at Rutgers, 3/2/21
 PSU made 30 free throws: 37; Saint Francis, 11/8/13
 PSU made fewer than five FTs: 4; at No. 19/14 Michigan, 1/3/23
 PSU attempted 40 free throws: 40; Pitt, 12/5/19
 PSU attempted fewer than five FTs: 0; at Indiana, 12/6/21

REBOUNDS

Player had 15 rebounds: Johnasia Cash (19); Nebraska, 2/4/21
 Player had 20 rebounds: Nikki Greene (20); at Cal State Northridge, 11/24/12
 Two players w/ 10-plus rebounds: Minnesota, 1/18/23; Alexa Williamson (13) & Leilani Kapinus (10)
 Three players w/ 10-plus rebounds: Northwestern, 12/31/15; Candice Agee (13), Peyton Whitted (13), Kaliyah Mitchell (11)
 PSU had 60 rebounds: 62; Northwestern, 12/31/15
 PSU had 50 rebounds: 55; Bryant, 11/18/22
 PSU had 20 or fewer rebounds: 18; Michigan State, 1/27/22
 PSU had 25 offensive rebounds: 25; at Iowa, 2/18/21
 PSU had 20 offensive rebounds: 22; Bryant, 11/18/22
 OPP had 20 or fewer rebounds: 19; Bryant, 11/18/22

BLOCKED SHOTS

Player blocked 5 shots: Anna Camden (7); at Michigan State, 2/21/22
 Player blocked 6 shots: Anna Camden (7); at Michigan State, 2/21/22
 Player blocked 7 shots: Anna Camden (7); at Michigan State, 2/21/22
 PSU blocked 10 or more shots: 10, vs. Youngstown State, 12/13/21
 PSU blocked 0 shots: No. 4/3 Indiana, 12/9/22

ASSISTS

Player had 10 assists: Makenna Marisa (10); Fairfield, 11/11/22
 Player had 15 assists: Alex Bentley (15); North Carolina, 11/30/11
 Player had 10 assists/consecutive games: Helen Darling at LaSalle, 12/8/99 (12), vs. Auburn, 12/11/99 (11), vs. Clemson, 12/19/99 (10)
 PSU had 20 assists: 20; at Boston College, 12/2/21
 PSU had 25 assists: 37; Delaware State, 11/16/21
 PSU had 30 assists: 37; Delaware State, 11/16/21
 PSU had fewer than 10 assists: 9; at Nebraska, 1/11/23
 PSU had fewer than 5 assists: 4; at St. Bonaventure, 12/12/15

STEALS

Player had 7 steals: Leilani Kapinus (7); Purdue, 1/7/23
 Player had 10 steals: Makenna Marisa (10); Delaware State, 11/16/21
 PSU had 20 steals: 22; vs. Fresno State, 11/26/22

TURNOVERS

PSU committed 20 or more: 22; Minnesota, 1/18/23
 PSU committed 30 or more: 38; Rutgers, 1/10/15
 PSU committed 20 or more and won: 25; Cornell, 12/21/22
 PSU committed 10 or fewer: 10; Rutgers, 12/30/22
 PSU committed 5 or fewer: 3; Wisconsin, 2/7/21
 PSU committed 10 or fewer in consecutive games: at Illinois (10), 1/28/21; at Purdue (9), 1/31/21, Nebraska (9), 2/4/21, Wisconsin (3), 2/7/21
 PSU committed 10 or fewer in three-straight games: at Illinois (10), 1/28/21; at Purdue (9), 1/31/21, Nebraska (9), 2/4/21, Wisconsin (3), 2/7/21
 PSU committed 10 or fewer in four-straight games: at Illinois (10), 1/28/21; at Purdue (9), 1/31/21, Nebraska (9), 2/4/21, Wisconsin (3), 2/7/21
 OPP committed 25 or more: 27; Minnesota, 1/18/23

THE LAST TIME...

DOUBLE-DOUBLES

Points & rebounds: Makenna Marisa (24 p, 11 r); Norfolk State, 11/9/22
Points & rebounds/consecutive games: Johnasia Cash
 Minnesota 1/25/21 (22 p, 15 r); at Illinois, 1/28/21 (14 p, 10 r); at Purdue, 1/31/21 (28 p, 12 r);
 Nebraska, 2/4/21 (27 p, 19 r)
Points & rebounds/3 consecutive games: Johnasia Cash
 Minnesota 1/25/21 (22 p, 15 r); at Illinois, 1/28/21 (14 p, 10 r); at Purdue, 1/31/21 (28 p, 12 r);
 Nebraska, 2/4/21 (27 p, 19 r)
Points & rebounds/4 consecutive games: Johnasia Cash
 Minnesota 1/25/21 (22 p, 15 r); at Illinois, 1/28/21 (14 p, 10 r); at Purdue, 1/31/21 (28 p, 12 r);
 Nebraska, 2/4/21 (27 p, 19 r)
Points & rebounds/5 consecutive games: Angie Potthoff
 vs. Northwestern, 1/31/97; at Illinois, 2/2/97; Michigan, 2/7/97; Indiana, 2/9/97; Iowa, 2/16/97;
 Michigan State, 2/21/97
Points & assists: Makenna Marisa (14 p, 10 a); Fairfield, 11/11/22
Points & assists/consecutive games: Helen Darling
 at La Salle, 12/8/99 (12 p, 12 a), vs. Auburn, 12/11/99 (10 p, 11 a)
Points & Steals: Makenna Marisa (30 p, 11 a, 10 s); Delaware State, 11/16/21
Two players had double-doubles: Coppin State, 11/25/20
 Anna Camden (13 p, 10 r) & Kelly Jekot (11 p, 11 r)
Three players had double-doubles: Ohio State, 2/20/12
 Nikki Greene (25 p, 15 r), Mia Nickson (18 p, 15 r), Maggie Lucas (12 p, 10 r)
15 points & 15 rebounds: Johnasia Cash (22 p, 16 r); Minnesota, 1/25/21
20 points and 10 rebounds: Leilani Kapinus (23 p, 12 r); at Rutgers, 2/13/21
Triple-Double: Makenna Marisa (30 p, 11 a, 10 s); Delaware State, 11/16/21
Triple-Double with Steals: Makenna Marisa (30 p, 11 a, 10 s); Delaware State, 11/16/21
Triple-Double with 30+ points: Makenna Marisa (30 p, 11 a, 10 s); Delaware State, 11/16/21

MARGIN OF VICTORY

PSU won by 20-30 points: Fairfield (28), 11/11/22
PSU won by 31-40 points: Cornell (31), 12/21/22
PSU won by 41-50 points: Delaware State (69), 11/16/21
PSU won by 51+ points: Bryant (63), 11/18/22
PSU won by 20-29 points in a Big Ten game: Wisconsin (24), 2/7/21
PSU won by 30-39 points in a Big Ten game: Wisconsin (30), 1/16/17
PSU won by 40+ points in a Big Ten game: Wisconsin (44), 1/17/13
PSU won consecutive Big Ten games by 20+ pts.:
 Wisconsin (44), 1/17/13; Nebraska (22), 1/13/13; at Michigan State (21), 1/6/13
PSU lost by 20-29 points: at Nebraska (29), 1/11/23
PSU lost by 30+ points: at No. 12/9 Iowa (41), 1/14/23
PSU lost by 20-29 points in a Big Ten game: at Nebraska, 1/11/23
PSU lost by 30+ points in a Big Ten game: at No. 12/9 Iowa (41), 1/14/23

MISCELLANEOUS

Led PSU in points/rebounds/assists: Shay Ciezki (20 p, 7 r, 3 a); at No. 12/9 Iowa, 1/14/23
Scored game-winning points w/ less than 10 seconds: Makenna Marisa; Rhode Island, 12/3/20
 Down 69-68; Hit layup at the buzzer
Hit game-winning field goal w/ less than 10 seconds: Makenna Marisa; Rhode Island, 12/3/20
 Down 69-68; Hit layup at the buzzer
Player played every minute: Shay Ciezki (40); Wisconsin, 1/22/23
Player played more than 40 minutes: Makenna Marisa (49) & Shay Ciezki (43); at Drexel (OT), 12/18/22
Player scored 20+ points in a half: Makenna Marisa (20); Minnesota, 2/27/22
Committed 10 or fewer fouls: Maryland (9), 1/30/22
Committed 30 or more fouls: at Indiana (33), 12/31/18
PSU rallied from a 10-pt. deficit to win: Syracuse, 11/21/22
 Down 21 at 6:50 in 3rd quarter -- won 82-69
PSU rallied from a 15-pt. deficit to win: Syracuse, 11/21/22
 Down 21 at 6:50 in 3rd quarter -- won 82-69
OPP rallied from a 10-pt. deficit to beat PSU: at Minnesota (2OT), 12/3/22
PSU led by 10 at 9:10 in 4th quarter -- Minnesota won, 98-96
OPP rallied from a 15-pt. deficit to beat PSU: George Mason, 11/24/19
 PSU led by 15 at 8:29 in 3rd quarter -- George Mason won, 78-68
PSU had a 5-game winning streak: 11/9/22 - 11/26/22 (Seven Games)
PSU had a 10-game winning streak: 12/9/12 - 1/27/13 (11 Games)
PSU had a 5-game losing streak: 1/23/22 - 2/13/22 (8 Games)
PSU went undefeated at home: 14-0; 2012-13 season
PSU sold out the BJC: Purdue, 2/29/04

OVERTIME

PSU played an OT game: at Drexel (OT), 12/18/22
 vs. Holy Cross (W, 86-82), 11/13/15
PSU lost an OT game: at Drexel (OT), 12/18/22
PSU played multiple OT's: at Minnesota (2OT), 12/3/22
PSU played two or more OT games in a season: 2022-23 season (0-2)
PSU won two or more OT games in a season: 2010-11 season (2-1)

RANKINGS

Played the No. 1 team in the AP poll: Connecticut (L, 71-52), 11/17/13
 Played the No. 1 team in the Coaches poll: Connecticut (L, 71-52), 11/17/13
 Defeated the No. 1 team in the AP poll: at Virginia (73-71), 1/3/91
 Defeated Top 10 opponent: #8/11 Ohio State (84-66), 2/20/12
 Defeated Top 10 opponent on the road: at #7 Purdue (47-42), 1/2/04
 Defeated Top 10 opponent by double digits: #8/11 Ohio State (84-66), 2/20/12
 Played consecutive Top 10 teams: at #2/3 Texas 11/14/04, at #6/6 Duke 11/19/04
 Defeated Top 25 opponent: #25/21 Rutgers (70-67), 1/18/18
 Defeated Top 25 opponent on the road: at #15/17 Michigan State (65-61), 2/11/16
 Defeated Top 25 opponent by double digits: #13/13 Tennessee (70-56), 11/20/1



2022-23 Penn State Women's Basketball Roster

No.	Name	Class	Pos.	Ht.	Hometown	High School (Previous School)
0	Ivane Tensaie	So.	G	5-7	Roseville, Minn.	Concordia Academy (North Dakota School of Science)
1	Ali Brigham	Jr.	F	6-4	Franklin, Mass.	Franklin
2	Aicha Dia	Fr.	F	6-1	Montreal, Quebec, Canada	Dawson College
3	Ymke Brouwer	R-Fr.	G	6-0	Zurich, Switzerland	United School of Sports
4	Shay Ciezki	Fr.	G	5-7	Lancaster, N.Y.	St. Mary's
5	Leilani Kapinus	R-So.	G	5-10	Madison, Wis.	James Madison Memorial
10	Chanaya Pinto	Sr.	F	6-1	Maputo, Mozambique	Escola Secundaria De Carcavelos (Oregon/Northwest Florida State College)
11	Anna Camden	Sr.	F	6-3	Downingtown, Pa.	The Shipley School
12	Kayla Thomas	So.	F	6-3	Beltsville, Md.	Emerge Christian Academy
20	Makenna Marisa	Sr.	G	5-11	McMurray, Pa.	Peters Township
22	Alli Campbell	R-So.	G	6-0	Altoona, Pa.	Bellwood-Antis (Notre Dame)
23	Taniyah Thompson	Sr.	G	5-11	Hamden, Conn.	Hamden (East Carolina)
24	Alexa Williamson	Gr.	F	6-2	Houston, Pa.	Chartiers-Houston (Temple)
33	Johnasia Cash	Gr.	F	6-3	McKeesport, Pa.	McKeesport (SMU)

Head Coach: Carolyn Kieger (Marquette '06), 4th season

Assistant Coaches: Terri Williams (Penn State '91), Sharnee Zoll-Norman (Virginia '08), Maggie Lucas (Penn State '14), 1st season

Director of Basketball Operations: Pam Brown (Charlotte '06), 4th season

Chief of Staff: MaryLynne Schaefer (Hartford '09), 4th season

Director of Video and Analytics: Eric Gracia (Texas-Pan American, '13), 2nd season

Director of Player Development: Natisha Heideman (Marquette '19), 1st season

Graduate Assistants: Amari Boyd (Penn State '19), 2nd season, Courtney Roman (Penn State '22), 1st season

Athletic Trainer: Claire Peters (Northern Arizona '11), 2nd season

Performance Enhancement Coach: Rhian Davis (Florida '08), 4th season

PRONUNCIATIONS

Ymke Brouwer em-kay
Johnasia Cash John-asia
Shay Ciezki Shay Ches-kee
Aicha Dia Eye-ee-sha Dee-uh
Leilani Kapinus Lay-lon-ee
Makenna Marisa ma-REE-suh
Chanaya Pinto Sha-Ni-Uh Pin-tu
Taniyah Thompson Tah-ni-uh Thompson

Coaches
 Carolyn **Kieger** KEY-grr

GAME 21 | PENN STATE AT RUTGERS | JANUARY 26, 2023 | JERSEY MIKE'S ARENA



0 | IVANE TENSAIE

G | So. | 5-7
Roseville, Minn.



1 | ALI BRIGHAM

F | Jr. | 6-4
Franklin, Mass.



2 | AICHA DIA

F | Fr. | 6-1
Montreal, Quebec, Canada



3 | YMKE BROUWER

F | R-Fr. | 6-0
Zurich, Switzerland



4 | SHAY CIEZKI

G | Fr. | 5-7
Lancaster, N.Y.



5 | LEILANI KAPINUS

G | R-So. | 5-10
Madison, Wis.



10 | CHANAYA PINTO

G | Sr. | 6-1
Maputo, Mozambique



11 | ANNA CAMDEN

F | Sr. | 6-3
Downingtown, Pa.



12 | KAYLA THOMAS

F | So. | 6-3
Beltsville, Md.



20 | MAKENNA MARISA

G | Sr. | 5-11
McMurray, Pa.



22 | ALLI CAMPBELL

G | R-So. | 5-11
Altoona, Pa.



23 | TANIYAH THOMPSON

G | Sr. | 5-11
Hamden, Conn.



24 | ALEXA WILLIAMSON

F | Gr. | 6-2
Houston, Pa.



33 | JOHNASIA CASH

F | Gr. | 6-3
McKeesport, Pa.



CAROLYN KIEGER

Head Coach
Fourth Season
Marquette '06



TERRI WILLIAMS

Assistant Coach
First Season
Penn State '91



SHARNEE ZOLL-NORMAN

Assistant Coach
First Season
Virginia '08



MAGGIE LUCAS

Assistant Coach
First Season
Penn State '14

HEAD COACH CAROLYN KIEGER

Fourth Season • Marquette '06

Overall Career Record: 138-128

Penn State Record: 39-63

Carolyn Kieger (pronounced KEY-grr) enters her fourth season at the helm of the Lady Lions for the 2022-23 season. Former Penn State and Vice President of Athletics Sandy Barbour announced the selection of Kieger as the sixth head coach of the women's basketball program on April 3, 2019.

In her first three seasons, the win total has improved every year – seven in 2019-20, nine in 2020-21, to 11 in 2021-22.

Under Kieger's guidance in the 2021-22 season, Penn State led the Big Ten in steals with 269 and improved in five other statistical categories, including field goal percentage, free throw percentage, field goal percentage defense, blocks per game and steals per game.

Kieger also helped coach Makenna Marisa to her first consensus first-team All-Big Ten selection. Marisa became the 40th Lady Lion to pass the 1,000-point career mark after averaging 22.2 points per game, eighth in the nation. Along with Marisa, Leilani Kapinus was named to the conference All-Freshman team after finishing first in steals, second in rebounds per game and blocks, and third in points per game.

In Kieger's second season in Happy Valley, she mentored three Nittany Lions to All-Big Ten honors. Freshman Maddie Burke was the consensus pick for the Big Ten Sixth Player of the Year and the All-Freshman team by the coaches and media. Burke was a unanimous selection All-Freshman team by the coaches and was Penn State's first selection to the All-Freshman Team since 2016.

Burke became the second Penn State player to earn Big Ten Sixth Player of the Year honors in program history. Along with Burke, Johnasia Cash earned Second Team All-Big Ten honors by the media and Honorable Mention All-Big Ten honors by the conference coaches. Makenna Marisa earned Honorable Mention All-Big Ten honors by the coaches and media.

Under Kieger's direction, the Lady Lions improved in nearly every offensive category from year one to year two. The youngest team in the Big Ten and ninth-youngest in the country in 2020-21, the Lady Lions increased their offensive output in points per game, assists per game, three-point field goal percentage, three-point field goals made per game and field goal percentage.

The Lady Lions battled 10 ranked teams, the most among Big Ten teams, during the 2020-21 season. Kieger led the Lady Lions to its first win over an AP ranked Top-15 team since 2016 with a 69-67 victory over No. 15 Ohio State on February 24.

In her first season leading the Lady Lions, Kieger coached Kamaria McDaniel to a First Team All-Big Ten selection as the conference's second-leading scorer with an average of 19.8 points per game, also a top-15 mark in the nation (13). She also developed an aggressive up-tempo offense whose speed got the Lady Lions to the charity stripe 553 times during the 2019-20 season.

Kieger, a 2006 Marquette graduate, came to Happy Valley after five years at the helm of her alma mater, posting a 99-64 overall record. During the past three seasons, Kieger led the Golden Eagles to sparkling 76-26 mark (43-11 in Big East), which included a pair of Big East regular-season championships and a Big East Tournament Championship. Marquette made three consecutive NCAA Tournament appearances for the first time in 20 years, advancing to the round of 32 the past two seasons.

Widely regarded as one of the nation's brightest and rising coaching stars, Kieger's first



Marquette team in 2014-15 won nine games. She proceeded to lead the Golden Eagles to 14, 25, 24 and a program-record 27 victories over the next four seasons.

Kieger was named a semifinalist for the 2019 Naismith Women's Coach of the Year Award after leading the Golden Eagles to one of the best seasons in program history in 2018-19. Marquette captured its second consecutive, but first-ever outright Big East regular-season title and posted a school-best 27-8 record. The Golden Eagles were ranked in every Associated Press poll of the season for the first time in school history.

Marquette earned its third-straight NCAA Tournament berth in 2018-19, advancing to the second round for the second consecutive year. The Golden Eagles garnered a No. 5 seed and defeated Rice before dropping a two-point decision at No. 4 seed Texas A&M in the second round. The three consecutive NCAA Tournament appearances were Marquette's first since a three-year run from 1997-99.

Kieger mentored Allazia Blockton and Natisha Hiedeman to become Marquette's first Big East Players of the Year in 2017-18 and 2018-19, respectively. Kieger coached nine All-Big East selections in the last three seasons.

The 2017-18 campaign was another banner year as Kieger was named Big East Co-Coach of the Year after guiding the Golden Eagles to a program-record 15-3 conference mark and their first Big East regular season title. Kieger earned her first NCAA Tournament coaching victory with a first-round win over Dayton before falling at No. 1 seed Louisville.

Kieger coached Marquette to new heights in 2016-17 as the Golden Eagles won the Big East Tournament title for the first time in program history, while also earning a program-best No. 5 seed in the NCAA Tournament. She directed MU to the Big Dance for the first time since 2011. Kieger led Marquette to a 25-8 record in 2016-17, finishing with a 6-0 mark against teams ranked in the Top 25.

In her second year at the helm of the Golden Eagles, Kieger had the youngest program in NCAA Division I with eight freshmen on the roster in 2015-16, as MU improved its win total by five games. She made her collegiate head coaching debut on Nov. 15, 2014 against Green Bay and earned her first career victory on Nov. 17, 2014 when Marquette defeated Loyola-Chicago.

Prior to being named head coach at her alma mater, Kieger spent six seasons as an assistant coach at the University of Miami from 2008-14. Following graduation, she was at Miami as the coordinator of basketball operations (2006-07) and then served as director of operations at Marquette in 2007-08.

Kieger returned to Miami as an assistant coach in 2008-09 and was primarily responsible for guard development with the Hurricanes. She helped advance the skills of Miami guard Shenise Johnson, who earned All-America and ACC Player of the Year honors in 2010-11, while the squad was crowned ACC regular-season champions. She also helped guard Riquna Williams earn All-ACC first team accolades and finish as the ACC scoring leader with 21.7 points per game. Miami made three NCAA Tournament appearances and two in the WNIT during Kieger's last five seasons with the Hurricanes.

Kieger was a four-year starter at Marquette, a three-year captain and is MU's all-time assists leader. She is the only player in program history with at least 1,200 career points, 400 career rebounds and 600 assists. Kieger averaged 10.3 points per game during her career and was a second-team All-Big East selection in 2005-06, as well as, a second-team All-Conference USA selection for the 2003-04 and 2004-05 seasons.

During her senior campaign, Kieger was a finalist for the Nancy Lieberman Award, presented to the nation's top point guard. In addition to her athletic accomplishments, Kieger received the Big East Conference's Sportsmanship award as a senior.

A native of Roseville, Minnesota, Kieger graduated Cum Laude from Marquette with a bachelor's degree in broadcasting and electronic communications in 2006. She received the McCahill Award in 2007, presented to a graduated MU senior student-athlete who demonstrated the highest performance in scholarship, leadership and athletics.

THE KIEGER FILE

BORN: Roseville, Minn.

UNDERGRADUATE: Marquette, 2006 - Bachelor's degree in broadcasting and electronic communications

PLAYING CAREER: Marquette's all-time assists leader. Only player in Marquette history with at least 1,200 career points, 400 career rebounds and 600 assists. Three-time All-Conference pick who averaged 10.3 points per game over her career.

NAMED PENN STATE HEAD COACH: April 3, 2019

COACHING CAREER:

Penn State, 2019-present - Head Coach

Marquette, 2014-19 - Head Coach

Miami, 2008-14 - Assistant Coach

Marquette, 2007-08 - Director of Operations

Miami, 2006-07 - Coordinator of Basketball Operations

HEAD COACHING CAREER RECORD:

Year	School	Record	Postseason
2014-15	Marquette	9-23	--
2015-16	Marquette	14-16	--
2016-17	Marquette	25-8	NCAA First Round
2017-18	Marquette	24-10	NCAA Second Round
2018-19	Marquette	27-8	NCAA Second Round
2019-20	Penn State	7-23	--
2020-21	Penn State	9-15	--
2021-22	Penn State	11-18	--
2022-23	Penn State	12-8	--
Totals	Overall: 138-128		Penn State: 39-63

MILESTONE WINS

First career win as head coach: Nov. 17, 2014 - Marquette's 86-71 win over Loyola Chicago

First win at Penn State: Nov. 5, 2019 - 73-67 at Towson

100th career head coaching victory: Nov. 5, 2019 - 73-67 at Towson

First Big Ten win: Jan. 9, 2020 - 86-73 over Michigan State

First win vs. Top 25 opponent at Penn State: Feb. 24, 2021 - 69-67 win vs. #15 Ohio State

O Ivane Tensaie

G • 5-7 • So.
 Roseville, Minn. • Concordia Academy
 North Dakota State School of Science
 Major: Liberal Arts



2022-23 GAME-BY-GAME STATS

Opponent	Date	GS	MIN	Total		3-Pointers		Free throws		Rebounds				PF	A	TO	BLK	STL	PTS	AVG
				FG-FGA	PCT	3FG-3FGA	PCT	FT-FTA	PCT	OFF	DEF	TOT	AVG							
Fairfield	11/11/2022		01:21	0-0	.000	0-0	.000	0-0	.000	0	0	0	0.0	0	0	0	0	0	0	0.0
Bryant	11/18/2022		05:36	1-3	.333	1-2	.500	0-0	.000	0	0	0	0.0	0	0	0	0	0	3	1.5
vs Fresno St.	11/26/2022		03:18	1-2	.500	0-0	.000	0-0	.000	0	0	0	0.0	0	0	0	0	0	2	1.7
Virginia	11/30/2022		01:41	0-0	.000	0-0	.000	0-0	.000	0	0	0	0.0	0	0	0	0	0	0	1.3
Cornell	12/21/2022		04:16	0-1	.000	0-0	.000	0-0	.000	0	0	0	0.0	0	0	0	0	0	0	1.0
Rutgers	12/30/2022		03:55	0-0	.000	0-0	.000	2-2	1.000	0	1	1	0.2	0	0	0	0	0	2	1.2
at Nebraska	01/11/2023		06:48	0-1	.000	0-1	.000	0-0	.000	0	1	1	0.3	0	0	0	0	0	1.0	
at Iowa	01/14/2023		02:50	0-1	.000	0-1	.000	0-0	.000	0	0	0	0.3	0	0	0	0	0	0.9	
Totals		0	29:45	2-8	.250	1-4	.250	2-2	1.000	0	2	2	0.3	0	0	0	0	0	7	0.9

SEASON/CAREER HIGHS

Points
 Season 3, Bryant (11/18/22)
 Career 3, Bryant (11/18/22)
 Big Ten 2, Rutgers (12/30/22)

Rebounds
 Season 1, 2x
 Career 1, 2x
 Big Ten 1, Rutgers (12/30/22)

Assists
 Season -
 Career -
 Big Ten -

Steals
 Season -
 Career -
 Big Ten -

Blocks
 Season -
 Career -
 Big Ten -

Field Goals Made
 Season 1, 2x
 Career 1, 2x
 Big Ten -

3-Point Field Goals Made
 Season 1, Bryant (11/18/22)
 Career 1, Bryant (11/18/22)
 Big Ten -

Free Throws Made
 Season 2, Rutgers (12/30/22)
 Career 2, Rutgers (12/30/22)
 Big Ten 2, Rutgers (12/30/22)

Minutes
 Season 7, at Nebraska (1/11/23)
 Career 7, at Nebraska (1/11/23)
 Big Ten 7, at Nebraska (1/11/23)

Career
 10-point games -
 20-point games -
 Double-Doubles -

Player Averages

Games Played	Minutes/game	Points/game	FG Pct	3FG Pct	FT Pct	Rebounds/game	Assists/game	Turnovers/game	Assist/Turnover ratio	Steals/game	Blocks/game
8	3.7	0.9	25.0	25.0	100.0	0.3	0.0	0.0	0.0	0.0	0.0

1 Ali Brigham | F • 6-4 • Jr.

Franklin, Mass. • Franklin • George Washington
Major: Communications



CAREER STATS

SEASON	TEAM	GP-GS	MIN/AVG	Field Goals		3-Point		F-Throws		Rebounds				Scoring						
				FG-FGA	FG%	3FG-3FGA	3FG%	FT-FTA	FT%	OFF	DEF	TOT	AVG	PF-FO	A	TO	BLK	STL	PTS	AVG
2020-21	GWU	23-19	529/23.0	122-242	.504	1-10	.100	28-43	.651	50	57	107	4.7	42-1	18	53	26	13	273	11.9
2021-22	PSU	28-17	509/18.2	103-186	.554	0-1	.000	28-38	.737	54	62	116	4.1	74-2	29	60	30	13	234	8.4
2022-23	PSU	20-3	202/10.1	29-46	.630	0-1	.000	12-16	.750	21	26	47	2.4	27-0	19	21	4	5	70	3.5
TOTAL FOR PSU	48-20	711/14.8	132-232	.569	0-2	.000	40-54	.741	75	88	163	3.4	101-2	48	81	34	18	304	6.3	
TOTAL	71-39	1240/17.5	254-474	.536	1-12	.083	68-97	.701	125	145	270	3.8	143-3	66	134	60	31	577	8.1	

2022-23 GAME-BY-GAME STATS

Opponent	Date	GS	MIN	Total		3-Pointers		Free throws		Rebounds				PF	A	TO	BLK	STL	PTS	AVG
				FG-FGA	PCT	3FG-3FGA	PCT	FT-FTA	PCT	OFF	DEF	TOT	AVG							
Norfolk St.	11/09/2022		03:01	0-0	.000	0-0	.000	0-0	.000	1	0	1	1.0	0	0	0	0	0	0	0.0
Fairfield	11/11/2022		13:57	2-4	.500	0-0	.000	0-0	.000	2	1	3	2.0	4	2	2	0	0	4	2.0
Youngstown St.	11/15/2022		02:34	0-0	.000	0-0	.000	0-0	.000	0	0	0	1.3	0	1	0	0	0	0	1.3
Bryant	11/18/2022		15:49	4-6	.667	0-0	.000	3-4	.750	5	3	8	3.0	3	1	2	0	2	11	3.8
Syracuse	11/21/2022		06:03	2-3	.667	0-0	.000	1-2	.500	0	1	1	2.6	1	1	0	0	0	5	4.0
vs Toledo	11/25/2022		08:40	2-5	.400	0-1	.000	0-0	.000	1	4	5	3.0	0	1	1	0	1	4	4.0
vs Fresno St.	11/26/2022		22:43	3-4	.750	0-0	.000	0-0	.000	0	4	4	3.1	1	2	1	1	0	6	4.3
Virginia	11/30/2022		14:18	3-5	.600	0-0	.000	2-2	1.000	2	3	5	3.4	2	1	1	1	0	8	4.8
at Minnesota	12/03/2022		02:38	0-0	.000	0-0	.000	0-0	.000	0	1	1	3.1	1	0	1	0	0	0	4.2
Indiana	12/08/2022		06:33	0-0	.000	0-0	.000	0-0	.000	0	1	1	2.9	0	1	0	0	0	0	3.8
West Virginia	12/11/2022		07:21	1-1	1.000	0-0	.000	2-2	1.000	0	0	0	2.6	1	0	1	0	0	4	3.8
at Drexel	12/18/2022		08:30	0-0	.000	0-0	.000	0-0	.000	0	0	0	2.4	0	2	1	0	0	0	3.5
Cornell	12/21/2022	*	18:36	4-6	.667	0-0	.000	1-2	.500	3	4	7	2.8	2	1	3	1	1	9	3.9
Rutgers	12/30/2022	*	13:01	1-1	1.000	0-0	.000	3-4	.750	2	0	2	2.7	1	0	0	0	0	5	4.0
at Michigan	01/03/2023	*	23:47	3-6	.500	0-0	.000	0-0	.000	3	3	6	2.9	3	6	3	0	1	6	4.1
Purdue	01/07/2023		06:23	1-1	1.000	0-0	.000	0-0	.000	0	1	1	2.8	0	0	0	0	0	2	4.0
at Nebraska	01/11/2023		10:29	0-1	.000	0-0	.000	0-0	.000	1	0	1	2.7	2	0	0	1	0	0	3.8
at Iowa	01/14/2023		07:05	0-0	.000	0-0	.000	0-0	.000	0	0	0	2.6	4	0	1	0	0	0	3.6
Minnesota	01/18/2023		05:26	1-1	1.000	0-0	.000	0-0	.000	0	0	0	2.4	1	0	1	0	0	2	3.5
Wisconsin	01/22/2023		05:23	2-2	1.000	0-0	.000	0-0	.000	1	0	1	2.4	1	0	3	0	0	4	3.5
Totals		3	202:16	29-46	.630	0-1	.000	12-16	.750	21	26	47	2.4	27	19	21	4	5	70	3.5

Player Averages

Games Played	Minutes/game	Points/game	FG Pct	3FG Pct	FT Pct	Rebounds/game	Assists/game	Turnovers/game	Assist/Turnover ratio	Steals/game	Blocks/game
20	10.1	3.5	63.0	0.0	75.0	2.4	1.0	1.1	0.9	0.3	0.2

SEASON/CAREER HIGHS

Points
Season 11, Bryant (11/18/22)
Career 26, at VCU (1/27/21)*
Big Ten 13, Rutgers (12/9/21)

Rebounds
Season 8, Bryant (11/18/22)
Career 11, at Howard (12/13/20)*
Big Ten 8, Michigan (1/13/22)

Assists
Season 6, at Michigan (1/3/22)
Career 6, 2x
Big Ten 6, at Michigan (1/3/22)

Steals
Season 2, Bryant (11/18/22)
Career 2, 6x
Big Ten 2, 2x

Blocks
Season 1, 4x
Career 4, VCU (2/1/21)*
Big Ten 3, 2x

Field Goals Made
Season 4, 2x
Career 12, at VCU (1/27/21)*
Big Ten 6, Rutgers (12/9/21)

3-Point Field Goals Made
Season -
Career 1, at James Madison (12/9/20)*
Big Ten -

Free Throws Made
Season 3, 2x
Career 6, at Saint Joseph's (1/24/21)*
Big Ten 5, Minnesota (2/27/22)


Minutes
Season 22, Fresno St. (11/26/22)
Career 32, at Clemson (11/21/21)
Big Ten 26, at Indiana (12/6/21)

Career
10-point games 25 (10 at PSU)
20-point games 3 (2 at PSU)
Double-Doubles 1 (1 at PSU)

*At George Washington (2020-21)

2 Aicha Dia

F • 6-1 • Fr.
 Montreal, Quebec, Canada • Dawson College
 Major: Liberal Arts



2022-23 GAME-BY-GAME STATS

Opponent	Date	GS	MIN	Total		3-Pointers		Free throws		Rebounds				PF	A	TO	BLK	STL	PTS	AVG
				FG-FGA	PCT	3FG-3FGA	PCT	FT-FTA	PCT	OFF	DEF	TOT	AVG							
Fairfield	11/11/2022		02:00	0-1	.000	0-0	.000	0-0	.000	1	0	1	1.0	0	0	0	0	0	0	0.0
Bryant	11/18/2022		06:49	1-2	.500	0-1	.000	0-0	.000	0	2	2	1.5	0	1	1	0	1	2	1.0
vs Toledo	11/25/2022		02:38	0-0	.000	0-0	.000	0-0	.000	0	0	0	1.0	0	0	0	0	0	0.7	
vs Fresno St.	11/26/2022		07:33	1-1	1.000	0-0	.000	0-0	.000	0	0	0	0.8	1	0	0	0	0	2	1.0
Virginia	11/30/2022		01:54	0-0	.000	0-0	.000	0-0	.000	0	0	0	0.6	0	0	0	0	0	0.8	
Cornell	12/21/2022		10:36	3-4	.750	0-0	.000	0-0	.000	0	1	1	0.7	0	0	3	0	1	6	1.7
Rutgers	12/30/2022		05:11	0-0	.000	0-0	.000	1-2	.500	0	0	0	0.6	1	0	0	0	0	1	1.6
at Michigan	01/03/2023		00:45	0-0	.000	0-0	.000	0-0	.000	0	0	0	0.5	0	0	0	0	0	1.4	
at Nebraska	01/11/2023		10:23	0-1	.000	0-0	.000	0-0	.000	2	2	4	0.9	0	1	0	1	2	0	1.2
at Iowa	01/14/2023		06:51	1-1	1.000	1-1	1.000	0-0	.000	0	0	0	0.8	3	0	0	0	0	3	1.4
Minnesota	01/18/2023		04:55	0-0	.000	0-0	.000	0-0	.000	0	0	0	0.7	0	0	0	0	0	1.3	
Wisconsin	01/22/2023		02:54	0-0	.000	0-0	.000	0-0	.000	0	1	1	0.8	0	0	1	0	0	1.2	
Totals		0	62:29	6-10	.600	1-2	.500	1-2	.500	3	6	9	0.8	5	2	5	1	4	14	1.2

SEASON/CAREER HIGHS

Points
 Season 6, Cornell (12/21/22)
 Career 6, Cornell (12/21/22)
 Big Ten 3, at Iowa (1/14/23)

Rebounds
 Season 4, at Nebraska (1/11/23)
 Career 4, at Nebraska (1/11/23)
 Big Ten 4, at Nebraska (1/11/23)

Assists
 Season 1, 2x
 Career 1, 2x
 Big Ten 1, at Nebraska (1/11/23)

Steals
 Season 2, at Nebraska (1/11/23)
 Career 2, at Nebraska (1/11/23)
 Big Ten 2, at Nebraska (1/11/23)

Blocks
 Season 1, at Nebraska (1/11/23)
 Career 1, at Nebraska (1/11/23)
 Big Ten 1, at Nebraska (1/11/23)

Field Goals Made
 Season 3, Cornell (12/21/22)
 Career 3, Cornell (12/21/22)
 Big Ten 1, at Iowa (1/14/23)

3-Point Field Goals Made
 Season 1, at Iowa (1/14/23)
 Career 1, at Iowa (1/14/23)
 Big Ten 1, at Iowa (1/14/23)

Free Throws Made
 Season 1, Rutgers (12/30/22)
 Career 1, Rutgers (12/30/22)
 Big Ten 1, Rutgers (12/30/22)

Minutes
 Season 11, Cornell (12/21/22)
 Career 11, Cornell (12/21/22)
 Big Ten 10, at Nebraska (1/11/23)


Career
 10-point games -
 20-point games -
 Double-Doubles -

Player Averages

Games Played	Minutes/game	Points/game	FG Pct	3FG Pct	FT Pct	Rebounds/game	Assists/game	Turnovers/game	Assist/Turnover ratio	Steals/game	Blocks/game
12	5.2	1.2	60.0	50.0	50.0	0.8	0.2	0.4	0.4	0.3	0.1

4 Shay Ciezki

G • 5-7 • Fr.
Lancaster, N.Y. • St. Mary's
Major: Division of Undergraduate Studies



2022-23 GAME-BY-GAME STATS

Opponent	Date	GS	MIN	Total		3-Pointers		Free throws		Rebounds				PF	A	TO	BLK	STL	PTS	AVG	
				FG-FGA	PCT	3FG-3FGA	PCT	FT-FTA	PCT	OFF	DEF	TOT	AVG								
Norfolk St.	11/09/2022		08:08	0-1	.000	0-0	.000	1-2	.500	0	0	0	0.0	1	1	0	0	1	1	1.0	
Fairfield	11/11/2022	*	22:15	3-10	.300	1-7	.143	0-0	.000	2	2	4	2.0	2	0	2	0	2	7	4.0	
Youngstown St.	11/15/2022	*	26:45	5-9	.556	2-4	.500	4-4	1.000	0	5	5	3.0	0	3	1	0	0	16	8.0	
Bryant	11/18/2022	*	21:42	2-6	.333	1-3	.333	1-1	1.000	0	0	0	2.3	2	4	0	0	4	6	7.5	
Syracuse	11/21/2022	*	30:34	6-12	.500	4-9	.444	2-2	1.000	1	1	2	2.2	2	3	1	0	1	18	9.6	
vs Toledo	11/25/2022	*	35:52	6-13	.462	2-5	.400	2-2	1.000	0	1	1	2.0	4	3	2	0	1	16	10.7	
vs Fresno St.	11/26/2022	*	25:56	1-7	.143	0-2	.000	0-0	.000	1	0	1	1.9	2	4	0	0	1	2	9.4	
Virginia	11/30/2022	*	29:27	4-11	.364	3-5	.600	0-2	.000	0	1	1	1.8	3	3	5	0	1	11	9.6	
at Minnesota	12/03/2022	*	42:40	5-13	.385	3-8	.375	0-0	.000	0	1	1	1.7	4	0	3	0	1	13	10.0	
Indiana	12/08/2022	*	34:15	3-11	.273	0-4	.000	0-1	.000	1	1	2	1.7	2	1	4	0	1	6	9.6	
West Virginia	12/11/2022	*	35:12	5-9	.556	4-7	.571	0-0	.000	1	1	2	1.7	1	6	3	0	0	14	10.0	
at Drexel	12/18/2022	*	39:50	5-10	.500	3-7	.429	3-3	1.000	1	3	4	1.9	3	2	5	0	0	16	10.5	
Cornell	12/21/2022	*	18:45	4-6	.667	2-4	.500	0-0	.000	0	1	1	1.8	3	4	1	0	1	10	10.5	
Rutgers	12/30/2022	*	24:57	2-7	.286	0-2	.000	3-4	.750	2	3	5	2.1	3	5	2	0	3	7	10.2	
at Michigan	01/03/2023	*	38:58	8-14	.571	5-8	.625	0-1	.000	0	1	1	2.0	3	4	1	0	1	21	10.9	
Purdue	01/07/2023	*	28:40	3-8	.375	2-3	.667	0-0	.000	0	2	2	2.0	2	1	3	1	2	8	10.8	
at Nebraska	01/11/2023	*	27:04	4-9	.444	2-4	.500	0-0	.000	0	1	1	1.9	1	1	3	0	1	10	10.7	
at Iowa	01/14/2023	*	37:32	7-17	.412	2-8	.250	4-4	1.000	1	6	7	2.2	4	3	3	0	3	20	11.2	
Minnesota	01/18/2023	*	39:38	7-16	.438	3-6	.500	0-0	.000	1	0	1	2.2	5	4	5	0	3	17	11.5	
Wisconsin	01/22/2023	*	39:18	4-7	.571	1-2	.500	0-0	.000	1	2	3	2.2	3	7	2	0	2	9	11.4	
Totals			19	607:28	84-196	.429	40-98	.408	20-26	.769	12	32	44	2.2	50	59	46	1	29	228	11.4

SEASON/CAREER HIGHS

Points	
Season	21, Michigan (1/3/23)
Career	21, Michigan (1/3/23)
Big Ten	21, Michigan (1/3/23)
Rebounds	
Season	7, at Iowa (1/14/23)
Career	7, at Iowa (1/14/23)
Big Ten	7, at Iowa (1/14/23)
Assists	
Season	7, Wisconsin (1/22/23)
Career	7, Wisconsin (1/22/23)
Big Ten	7, Wisconsin (1/22/23)
Steals	
Season	4, Bryant (11/18/22)
Career	4, Bryant (11/18/22)
Big Ten	3, 3x
Blocks	
Season	1, Purdue (1/7/23)
Career	1, Purdue (1/7/23)
Big Ten	1, Purdue (1/7/23)
Field Goals Made	
Season	8, Michigan (1/3/23)
Career	8, Michigan (1/3/23)
Big Ten	8, Michigan (1/3/23)
3-Point Field Goals Made	
Season	5, Michigan (1/3/23)
Career	5, Michigan (1/3/23)
Big Ten	5, Michigan (1/3/23)
Free Throws Made	
Season	4, 2x
Career	4, 2x
Big Ten	4, at Iowa (1/14/23)
Minutes	
Season	42, at Minnesota (12/3/22)
Career	42, at Minnesota (12/3/22)
Big Ten	42, at Minnesota (12/3/22)
Career	
10-point games	12
20-point games	2
Double-Doubles	-

Player Averages

Games Played	Minutes/game	Points/game	FG Pct	3FG Pct	FT Pct	Rebounds/game	Assists/game	Turnovers/game	Assist/Turnover ratio	Steals/game	Blocks/game
20	30.4	11.4	42.9	40.8	76.9	2.2	3.0	2.3	1.3	1.5	0.1

5 Leilani Kapinus

G • 5-10 • R-So.
 Madison, Wis. • James Madison Memorial
 Major: Kinesiology (Applied Exercise and Health)



CAREER STATS

SEASON TEAM	GP-GS	MIN/AVG	Field Goals		3-Point		F-Throws		Rebounds				Scoring						
			FG-FGA	FG%	3FG-3FGA	3FG%	FT-FTA	FT%	OFF	DEF	TOT	AVG	PF-FO	A	TO	BLK	STL	PTS	AVG
2021-22 PSU	29-29	746/25.7	104-242	.430	13-56	.232	57-85	.671	45	120	165	5.7	85-2	46	74	33	59	278	9.6
2022-23 PSU	20-20	552/27.6	82-178	.461	8-36	.222	53-76	.697	31	89	120	6.0	57-4	51	68	18	68	225	11.3
TOTAL	49-49	1298/26.5	186-420	.443	21-92	.228	110-161	.683	76	209	285	5.8	142-6	97	142	51	127	503	10.3

2022-23 GAME-BY-GAME STATS

Opponent	Date	GS	MIN	Total		3-Pointers		Free throws		Rebounds				PF	A	TO	BLK	STL	PTS	AVG	
				FG-FGA	PCT	3FG-3FGA	PCT	FT-FTA	PCT	OFF	DEF	TOT	AVG								
Norfolk St.	11/09/2022	*	30:46	1-4	.250	1-3	.333	6-6	1.000	3	5	8	8.0	3	3	6	0	1	9	9.0	
Fairfield	11/11/2022	*	28:18	5-8	.625	0-0	.000	1-1	1.000	2	6	8	8.0	1	2	3	1	9	11	10.0	
Youngstown St.	11/15/2022	*	37:17	8-14	.571	0-1	.000	5-8	.625	1	8	9	8.3	3	5	3	1	4	21	13.7	
Bryant	11/18/2022	*	20:51	5-7	.714	0-0	.000	0-0	.000	3	4	7	8.0	1	4	2	0	3	10	12.8	
Syracuse	11/21/2022	*	18:36	1-3	.333	0-1	.000	2-3	.667	2	3	5	7.4	4	0	4	1	1	4	11.0	
vs Toledo	11/25/2022	*	19:45	0-3	.000	0-2	.000	3-4	.750	0	4	4	6.8	2	1	5	0	1	3	9.7	
vs Fresno St.	11/26/2022	*	20:58	6-11	.545	0-0	.000	0-0	.000	1	3	4	6.4	1	5	1	1	6	12	10.0	
Virginia	11/30/2022	*	26:29	2-6	.333	0-1	.000	0-0	.000	0	5	5	6.3	3	3	3	0	3	4	9.3	
at Minnesota	12/03/2022	*	39:45	8-10	.800	0-0	.000	2-6	.333	1	2	3	5.9	4	4	2	2	5	18	10.2	
Indiana	12/08/2022	*	34:16	5-13	.385	1-5	.200	4-4	1.000	3	5	8	6.1	3	3	2	0	1	15	10.7	
West Virginia	12/11/2022	*	27:40	5-10	.500	0-2	.000	5-5	1.000	0	7	7	6.2	5	0	5	4	3	15	11.1	
at Drexel	12/18/2022	*	28:17	3-7	.429	2-4	.500	5-6	.833	2	3	5	6.1	5	4	3	1	2	13	11.3	
Cornell	12/21/2022	*	22:02	5-9	.556	0-1	.000	3-4	.750	1	4	5	6.0	1	1	6	0	0	13	11.4	
Rutgers	12/30/2022	*	28:55	5-14	.357	1-5	.200	3-4	.750	2	2	4	5.9	2	5	2	1	6	14	11.6	
at Michigan	01/03/2023	*	16:59	5-8	.625	0-0	.000	0-0	.000	1	2	3	5.7	5	2	3	0	0	10	11.5	
Purdue	01/07/2023	*	36:26	6-12	.500	2-4	.500	3-7	.429	4	8	12	6.1	1	4	1	1	7	17	11.8	
at Nebraska	01/11/2023	*	22:35	1-10	.100	0-1	.000	1-2	.500	2	3	5	6.0	3	0	3	1	1	3	11.3	
at Iowa	01/14/2023	*	32:25	4-10	.400	0-3	.000	8-12	.667	1	4	5	5.9	2	1	6	2	4	16	11.6	
Minnesota	01/18/2023	*	27:29	4-11	.364	0-0	.000	0-0	.000	2	8	10	6.2	5	2	6	0	6	8	11.4	
Wisconsin	01/22/2023	*	32:09	3-8	.375	1-3	.333	2-4	.500	0	3	3	6.0	3	2	2	2	5	9	11.3	
Totals			20	551:57	82-178	.461	8-36	.222	53-76	.697	31	89	120	6.0	57	51	68	18	68	225	11.3

Player Averages

Games Played	Minutes/game	Points/game	FG Pct	3FG Pct	FT Pct	Rebounds/game	Assists/game	Turnovers/game	Assist/Turnover ratio	Steals/game	Blocks/game
20	27.6	11.3	46.1	22.2	69.7	6.0	2.6	3.4	0.8	3.4	0.9

SEASON/CAREER HIGHS

Points
 Season 21, Youngstown St. (11/15/22)
 Career 23, at Rutgers (2/13/22)
 Big Ten 23, at Rutgers (2/13/22)

Rebounds
 Season 12, Purdue (1/7/23)
 Career 13, Rutgers (3/2/22)
 Big Ten 12, 3x

Assists
 Season 5, 3x
 Career 5, 3x
 Big Ten 5, Rutgers (12/30/22)

Steals
 Season 9, Fairfield (11/11/22)
 Career 9, Fairfield (11/11/22)
 Big Ten 7, Purdue (1/7/23)

Blocks
 Season 4, West Virginia (12/11/22)
 Career 4, 2x
 Big Ten 3, Maryland (1/30/22)

Field Goals Made
 Season 8, 2x
 Career 9, 2x
 Big Ten 9, at Rutgers (2/13/22)

3-Point Field Goals Made
 Season 2, 2x
 Career 2, 3x
 Big Ten 2, Purdue (1/7/23)

Free Throws Made
 Season 8, at Iowa (1/14/23)
 Career 9, Rutgers (3/2/22)
 Big Ten 8, at Iowa (1/14/23)

Minutes
 Season 40, at Minnesota (12/3/22)
 Career 40, at Minnesota (12/3/22)
 Big Ten 40, at Minnesota (12/3/22)

Career
 10-point games 29
 20-point games 3
 Double-Doubles 4

10 Chanaya Pinto

F • 6-1 • Sr.

Maputo, Mozambique • Escola Secundaria de Carcavelos
Oregon • Northwest Florida State College
Major: Sociology



CAREER STATS

SEASON	TEAM	GP-GS	MIN/AVG	Field Goals		3-Point		F-Throws		Rebounds				Scoring						
				FG-FGA	FG%	3FG-3FGA	3FG%	FT-FTA	FT%	OFF	DEF	TOT	AVG	PF-FO	A	TO	BLK	STL	PTS	AVG
2021-22	Oregon	30-0	343/11.4	30-64	.469	5-14	.357	21-38	.553	20	53	73	2.4	39-1	19	22	0	18	86	2.9
2022-23	PSU	19-13	403/21.2	38-81	.469	4-22	.182	26-40	.650	34	45	79	4.2	41-1	29	35	1	26	106	5.6
TOTAL FOR PSU		19-13	403/21.2	38-81	.469	4-22	.182	26-40	.650	34	45	79	4.2	41-1	29	35	1	26	106	5.6
TOTAL		49-13	746/15.2	68-145	.469	9-36	.250	47-78	.603	54	98	152	3.1	80-2	48	57	1	44	192	3.9

2022-23 GAME-BY-GAME STATS

Opponent	Date	GS	MIN	Total			3-Pointers		Free throws		Rebounds				PF	A	TO	BLK	STL	PTS	AVG
				FG-FGA	PCT	3FG-3FGA	PCT	FT-FTA	PCT	OFF	DEF	TOT	AVG								
Norfolk St.	11/09/2022		16:18	0-3	.000	0-2	.000	3-6	.500	1	3	4	4.0	2	0	5	0	0	3	3.0	
Fairfield	11/11/2022		10:05	0-1	.000	0-0	.000	2-2	1.000	2	0	2	3.0	0	1	2	0	0	2	2.5	
Youngstown St.	11/15/2022		11:08	1-3	.333	0-0	.000	1-2	.500	4	1	5	3.7	3	0	2	0	0	3	2.7	
Bryant	11/18/2022		14:55	2-3	.667	0-0	.000	2-3	.667	1	3	4	3.8	0	4	0	0	1	6	3.5	
Syracuse	11/21/2022		18:25	5-7	.714	1-1	1.000	1-2	.500	2	5	7	4.4	1	0	0	0	0	12	5.2	
vs Toledo	11/25/2022	*	27:59	5-9	.556	2-4	.500	1-1	1.000	3	3	6	4.7	2	0	3	0	3	13	6.5	
vs Fresno St.	11/26/2022	*	07:36	1-2	.500	0-1	.000	1-1	1.000	0	1	1	4.1	2	0	1	0	1	3	6.0	
at Minnesota	12/03/2022	*	45:12	4-8	.500	0-2	.000	3-4	.750	2	6	8	4.6	2	2	3	0	1	11	6.6	
Indiana	12/08/2022		17:33	3-5	.600	0-0	.000	1-2	.500	1	0	1	4.2	1	1	1	0	1	7	6.7	
West Virginia	12/11/2022	*	23:41	2-4	.500	1-1	1.000	1-2	.500	3	5	8	4.6	0	1	0	0	2	6	6.6	
at Drexel	12/18/2022	*	35:04	1-4	.250	0-2	.000	3-5	.600	4	3	7	4.8	5	3	1	1	1	5	6.5	
Cornell	12/21/2022	*	23:07	3-4	.750	0-0	.000	2-2	1.000	3	3	6	4.9	1	7	2	0	5	8	6.6	
Rutgers	12/30/2022	*	23:03	4-6	.667	0-1	.000	0-0	.000	0	2	2	4.7	2	3	2	0	2	8	6.7	
at Michigan	01/03/2023	*	16:38	2-6	.333	0-2	.000	0-0	.000	0	1	1	4.4	3	3	1	0	1	4	6.5	
Purdue	01/07/2023	*	24:39	1-3	.333	0-1	.000	0-0	.000	2	2	4	4.4	4	1	0	0	1	2	6.2	
at Nebraska	01/11/2023	*	26:25	0-3	.000	0-2	.000	3-4	.750	2	3	5	4.4	3	2	3	0	6	3	6.0	
at Iowa	01/14/2023	*	18:22	0-2	.000	0-1	.000	0-0	.000	2	2	4	4.4	4	0	4	0	0	0	5.6	
Minnesota	01/18/2023	*	23:08	2-4	.500	0-1	.000	0-0	.000	1	0	1	4.2	4	0	3	0	1	4	5.6	
Wisconsin	01/22/2023	*	19:37	2-4	.500	0-1	.000	2-4	.500	1	2	3	4.2	2	1	2	0	0	6	5.6	
Totals			13	402:55	38-81	.469	4-22	.182	26-40	.650	34	45	79	4.2	41	29	35	1	26	106	5.6

Player Averages

Games Played	Minutes/game	Points/game	FG Pct	3FG Pct	FT Pct	Rebounds/game	Assists/game	Turnovers/game	Assist/Turnover ratio	Steals/game	Blocks/game
19	21.2	5.6	46.9	18.2	65.0	4.2	1.5	1.8	0.8	1.4	0.1

SEASON/CAREER HIGHS	
Points	
Season	13, Toledo (11/25/22)
Career	13, Toledo (11/25/22)
Big Ten	11, at Minnesota (12/3/22)
Rebounds	
Season	8, 2x
Career	9, vs. Dixie State (11/14/21)*
Big Ten	8, at Minnesota (12/3/22)
Assists	
Season	7, Cornell (12/21/22)
Career	7, Cornell (12/21/22)
Big Ten	3, 2x
Steals	
Season	6, at Nebraska (1/11/23)
Career	6, at Nebraska (1/11/23)
Big Ten	6, at Nebraska (1/11/23)
Blocks	
Season	1, at Drexel (12/18/22)
Career	1, at Drexel (12/18/22)
Big Ten	1, at Drexel (12/18/22)
Field Goals Made	
Season	5, 2x
Career	5, 2x
Big Ten	4, 2x
3-Point Field Goals Made	
Season	2, Toledo (11/25/22)
Career	2, 2x
Big Ten	-
Free Throws Made	
Season	3, 4x
Career	4, 2x*
Big Ten	3, 2x
Minutes	
Season	45, at Minnesota (12/3/22)
Career	45, at Minnesota (12/3/22)
Big Ten	45, at Minnesota (12/3/22)
Career	
10-point games	6 (3 at PSU)
20-point games	-
Double-Doubles	-

*At Oregon (2021-22)

11 Anna Camden | F • 6-3 • Sr.

Downingtown, Pa. • The Shipley School
Major: Broadcast Journalism



CAREER STATS

SEASON TEAM	GP-GS	MIN/AVG	Field Goals		3-Point		F-Throws		Rebounds				Scoring						
			FG-FGA	FG%	3FG-3FGA	3FG%	FT-FTA	FT%	OFF	DEF	TOT	AVG	PF-FO	A	TO	BLK	STL	PTS	AVG
2019-20 PSU	30-8	492/16.4	52-136	.382	39-106	.368	5-6	.833	19	40	59	2.0	30-0	11	15	14	13	148	4.9
2020-21 PSU	24-23	584/24.3	72-181	.398	24-90	.267	18-21	.857	31	47	78	3.3	54-0	21	35	12	25	186	7.8
2021-22 PSU	29-20	660/22.8	68-176	.386	29-88	.330	11-15	.733	31	112	143	4.9	62-2	27	34	28	28	176	6.1
2022-23 PSU	20-5	303/15.1	17-61	.279	14-48	.292	4-6	.667	4	17	21	1.1	21-0	16	16	6	14	52	2.6
TOTAL	103-56	2039/19.8	209-554	.377	106-332	.319	38-48	.792	85	216	301	2.9	167-2	75	100	60	80	562	5.5

2022-23 GAME-BY-GAME STATS

Opponent	Date	GS	MIN	Total		3-Pointers		Free throws		Rebounds				PF	A	TO	BLK	STL	PTS	AVG
				FG-FGA	PCT	3FG-3FGA	PCT	FT-FTA	PCT	OFF	DEF	TOT	AVG							
Norfolk St.	11/09/2022	*	25:40	2-9	.222	2-9	.222	0-2	.000	2	0	2	2.0	3	1	3	1	0	6	6.0
Fairfield	11/11/2022	*	18:59	0-1	.000	0-0	.000	0-0	.000	1	1	2	2.0	1	0	2	0	1	0	3.0
Youngstown St.	11/15/2022	*	15:47	2-2	1.000	1-1	1.000	0-0	.000	0	0	0	1.3	0	1	0	0	0	5	3.7
Bryant	11/18/2022	*	20:51	0-4	.000	0-3	.000	0-0	.000	0	1	1	1.3	0	4	0	0	2	0	2.8
Syracuse	11/21/2022		13:27	2-5	.400	2-5	.400	0-0	.000	0	1	1	1.2	1	1	1	0	0	6	3.4
vs Toledo	11/25/2022		17:38	0-2	.000	0-2	.000	0-0	.000	0	1	1	1.2	2	0	1	0	0	0	2.8
vs Fresno St.	11/26/2022	*	16:04	0-2	.000	0-2	.000	2-2	1.000	0	2	2	1.3	1	0	0	0	3	2	2.7
Virginia	11/30/2022		13:55	1-4	.250	1-3	.333	0-0	.000	0	2	2	1.4	1	0	0	1	0	3	2.8
at Minnesota	12/03/2022		08:14	0-2	.000	0-0	.000	0-0	.000	0	0	0	1.2	1	1	0	0	0	0	2.4
Indiana	12/08/2022		07:26	0-3	.000	0-3	.000	0-0	.000	1	0	1	1.2	0	0	1	0	0	0	2.2
West Virginia	12/11/2022		16:41	0-1	.000	0-1	.000	0-0	.000	0	2	2	1.3	1	1	2	1	0	0	2.0
at Drexel	12/18/2022		06:15	0-1	.000	0-0	.000	0-0	.000	0	0	0	1.2	0	1	2	0	0	0	1.8
Cornell	12/21/2022		21:04	2-4	.500	2-3	.667	0-0	.000	0	2	2	1.2	0	2	1	0	1	6	2.2
Rutgers	12/30/2022		16:57	3-4	.750	2-3	.667	0-0	.000	0	0	0	1.1	2	1	0	1	2	8	2.6
at Michigan	01/03/2023		22:19	1-5	.200	1-4	.250	0-0	.000	0	2	2	1.2	1	1	0	0	1	3	2.6
Purdue	01/07/2023		16:25	3-6	.500	2-3	.667	0-0	.000	0	0	0	1.1	0	0	0	0	1	8	2.9
at Nebraska	01/11/2023		11:49	1-2	.500	1-2	.500	0-0	.000	0	1	1	1.1	0	1	0	0	1	3	2.9
at Iowa	01/14/2023		19:53	0-2	.000	0-2	.000	2-2	1.000	0	2	2	1.2	4	1	3	2	1	2	2.9
Minnesota	01/18/2023		08:32	0-0	.000	0-0	.000	0-0	.000	0	0	0	1.1	2	0	0	0	1	0	2.7
Wisconsin	01/22/2023		04:57	0-2	.000	0-2	.000	0-0	.000	0	0	0	1.1	1	0	0	0	0	0	2.6
Totals		5	302:53	17-61	.279	14-48	.292	4-6	.667	4	17	21	1.1	21	16	16	6	14	52	2.6

Player Averages

Games Played	Minutes/game	Points/game	FG Pct	3FG Pct	FT Pct	Rebounds/game	Assists/game	Turnovers/game	Assist/Turnover ratio	Steals/game	Blocks/game
20	15.1	2.6	27.9	29.2	66.7	1.1	0.8	0.8	1.0	0.7	0.3

SEASON/CAREER HIGHS

Points
Season 8, 2x
Career 18, at Iowa (2/18/21)
Big Ten 18, at Iowa (2/18/21)

Rebounds
Season 2, 8x
Career 10, 2x
Big Ten 8, 3x

Assists
Season 4, Bryant (11/18/22)
Career 3, 5x
Big Ten 3, 3x

Steals
Season 3, Fresno St. (11/26/22)
Career 4, 2x
Big Ten 4, 2x

Blocks
Season 2, at Iowa (1/14/23)
Career 7, at Michigan St. (2/21/22)
Big Ten 7, at Michigan St. (2/21/22)

Field Goals Made
Season 3, Purdue (1/7/23)
Career 8, at Iowa (2/18/21)
Big Ten 8, at Iowa (2/18/21)

3-Point Field Goals Made
Season 2, 5x
Career 4, 3x
Big Ten 4, at Rutgers (3/2/21)


Free Throws Made
Season 2, 2x
Career 4, Purdue (12/20/20)
Big Ten 4, Purdue (12/20/20)

Minutes
Season 26, Norfolk State (11/9/22)
Career 35, 2x
Big Ten 35, at Iowa (2/18/21)

Career
10-point games 17
20-point games -
Double-Doubles 2

12 Kayla Thomas

F • 6-3 • So.
 Beltsville, Md. • Emerge Christian Academy
 Major: Criminology



CAREER STATS

SEASON	TEAM	GP-GS	MIN/AVG	Field Goals		3-Point		F-Throws		Rebounds				Scoring						
				FG-FGA	FG%	3FG-3FGA	3FG%	FT-FTA	FT%	OFF	DEF	TOT	AVG	PF	FO	A	TO	BLK	STL	PTS
2021-22	PSU	18-0	137/7.6	13-29	.448	0-0	.000	6-8	.750	13	12	25	1.4	13-0	3	11	5	4	32	1.8
2022-23	PSU	9-0	35/3.9	2-5	.400	0-0	.000	5-6	.833	4	4	8	0.9	7-0	1	4	1	0	9	1.0
TOTAL		27-0	172/6.4	15-34	.441	0-0	.000	11-14	.786	17	16	33	1.2	20-0	4	15	6	4	41	1.5

2022-23 GAME-BY-GAME STATS

Opponent	Date	GS	MIN	Total		3-Pointers		Free throws		Rebounds				PF	A	TO	BLK	STL	PTS	AVG	
				FG-FGA	PCT	3FG-3FGA	PCT	FT-FTA	PCT	OFF	DEF	TOT	AVG								
Fairfield	11/11/2022		01:31	0-0	.000	0-0	.000	0-0	.000	0	0	0	0.0	1	0	0	0	0	0	0.0	
Bryant	11/18/2022		05:22	0-1	.000	0-0	.000	3-4	.750	1	1	2	1.0	1	0	1	1	0	3	1.5	
vs Fresno St.	11/26/2022		04:49	0-0	.000	0-0	.000	0-0	.000	0	0	0	0.7	2	0	1	0	0	0	1.0	
Virginia	11/30/2022		01:12	0-0	.000	0-0	.000	0-0	.000	0	0	0	0.5	0	0	1	0	0	0	0.8	
Cornell	12/21/2022		07:05	1-2	.500	0-0	.000	0-0	.000	1	0	1	0.6	1	1	0	0	0	2	1.0	
Rutgers	12/30/2022		03:10	0-0	.000	0-0	.000	2-2	1.000	0	1	1	0.7	2	0	0	0	0	2	1.2	
at Nebraska	01/11/2023		06:48	1-1	1.000	0-0	.000	0-0	.000	1	1	2	0.9	0	0	1	0	0	2	1.3	
at Iowa	01/14/2023		03:42	0-1	.000	0-0	.000	0-0	.000	1	1	2	1.0	0	0	0	0	0	1.1		
Minnesota	01/18/2023		01:34	0-0	.000	0-0	.000	0-0	.000	0	0	0	0.9	0	0	0	0	0	1.0		
Totals			0	35:13	2-5	.400	0-0	.000	5-6	.833	4	4	8	0.9	7	1	4	1	0	9	1.0

SEASON/CAREER HIGHS

Points	
Season	3, 2x
Career	8, at Purdue (2/9/22)
Big Ten	8, at Purdue (2/9/22)
Rebounds	
Season	2, 2x
Career	4, 2x
Big Ten	4, at Nebraska (2/3/22)
Assists	
Season	1, Cornell (12/21/22)
Career	1, 4x
Big Ten	1, 2x
Steals	
Season	-
Career	1, 4x
Big Ten	1, 3x
Blocks	
Season	1, Bryant (11/18/22)
Career	1, 5x
Big Ten	1, 3x
Field Goals Made	
Season	1, 2x
Career	3, 2x
Big Ten	3, 2x
3-Point Field Goals Made	
Season	-
Career	-
Big Ten	-
Free Throws Made	
Season	3, Bryant (11/18/22)
Career	3, 2x
Big Ten	3, at Maryland (1/6/22)
Minutes	
Season	7, 2x
Career	16, vs. Maryland (1/30/22)
Big Ten	16, vs. Maryland (1/30/22)
Career	
10-point games	-
20-point games	-
Double-Doubles	-

Player Averages

Games Played	Minutes/ game	Points/ game	FG Pct	3FG Pct	FT Pct	Rebounds/ game	Assists/ game	Turnovers/ game	Assist/Turnover ratio	Steals/ game	Blocks/ game
9	3.9	1.0	40.0	0.0	83.3	0.9	0.1	0.4	0.3	0.0	0.1

20 Makenna Marisa | G • 5-11 • Sr.

McMurray, Pa. • Peters Township
Major: Elementary and Early Childhood Education



CAREER STATS

SEASON TEAM	GP-GS	MIN/AVG	Field Goals		3-Point		F-Throws		Rebounds				Scoring						
			FG-FGA	FG%	3FG-3FGA	3FG%	FT-FTA	FT%	OFF	DEF	TOT	AVG	PF-FO	A	TO	BLK	STL	PTS	AVG
2019-20 PSU	30-29	979/32.6	95-280	.339	39-121	.322	48-57	.842	35	99	134	4.5	71-2	66	75	9	38	277	9.2
2020-21 PSU	24-24	765/31.9	120-312	.385	29-95	.305	53-64	.828	30	89	119	5.0	51-2	121	63	4	25	322	13.4
2021-22 PSU	29-29	1039/35.8	224-523	.428	59-173	.341	138-165	.836	20	103	123	4.2	61-2	123	105	7	47	645	22.2
2022-23 PSU	20-20	701/35.0	128-316	.405	41-107	.383	61-80	.763	20	65	85	4.3	32-0	85	59	6	43	358	17.9
TOTAL	103-102	3485/33.8	567-1431	.396	168-496	.339	300-366	.820	105	356	461	4.5	215-6	395	302	26	153	1602	15.6

2022-23 GAME-BY-GAME STATS

Opponent	Date	GS	MIN	Total		3-Pointers		Free throws		Rebounds				PF	A	TO	BLK	STL	PTS	AVG	
				FG-FGA	PCT	3FG-3FGA	PCT	FT-FTA	PCT	OFF	DEF	TOT	AVG								
Norfolk St.	11/09/2022	*	39:02	8-16	.500	2-4	.500	6-8	.750	3	8	11	11.0	2	4	4	1	1	24	24.0	
Fairfield	11/11/2022	*	33:39	5-10	.500	0-0	.000	4-5	.800	1	3	4	7.5	2	10	5	0	3	14	19.0	
Youngstown St.	11/15/2022	*	38:05	9-22	.409	2-4	.500	1-2	.500	2	3	5	6.7	2	4	6	0	2	21	19.7	
Bryant	11/18/2022	*	19:29	6-8	.750	3-5	.600	2-2	1.000	1	1	2	5.5	1	0	3	0	5	17	19.0	
Syracuse	11/21/2022	*	38:14	8-21	.381	1-4	.250	5-5	1.000	3	5	8	6.0	0	7	2	0	3	22	19.6	
vs Toledo	11/25/2022	*	37:29	7-14	.500	0-1	.000	0-0	.000	0	4	4	5.7	2	3	2	0	1	14	18.7	
vs Fresno St.	11/26/2022	*	22:29	2-13	.154	0-4	.000	2-2	1.000	1	2	3	5.3	1	5	1	0	1	6	16.9	
Virginia	11/30/2022	*	25:12	6-12	.500	3-7	.429	1-2	.500	0	2	2	4.9	3	1	1	0	0	16	16.8	
at Minnesota	12/03/2022	*	49:29	13-21	.619	7-10	.700	1-2	.500	0	4	4	4.8	3	6	4	2	2	34	18.7	
Indiana	12/08/2022	*	40:00	5-18	.278	1-5	.200	1-2	.500	2	5	7	5.0	2	4	1	0	2	12	18.0	
West Virginia	12/11/2022	*	33:02	4-10	.400	1-4	.250	0-2	.000	1	3	4	4.9	2	5	3	0	2	9	17.2	
at Drexel	12/18/2022	*	44:49	10-16	.625	7-10	.700	1-2	.500	1	2	3	4.8	3	5	6	0	1	28	18.1	
Cornell	12/21/2022	*	26:49	3-10	.300	1-3	.333	5-6	.833	0	1	1	4.5	2	3	2	1	2	12	17.6	
Rutgers	12/30/2022	*	33:38	11-22	.500	4-9	.444	6-7	.857	1	4	5	4.5	1	3	2	1	1	32	18.6	
at Michigan	01/03/2023	*	40:00	5-14	.357	2-6	.333	2-2	1.000	1	5	6	4.6	3	3	2	1	4	14	18.3	
Purdue	01/07/2023	*	38:10	8-23	.348	3-6	.500	5-6	.833	2	6	8	4.8	2	6	4	0	1	24	18.7	
at Nebraska	01/11/2023	*	31:46	5-19	.263	1-8	.125	3-4	.750	0	1	1	4.6	0	3	4	0	3	14	18.4	
at Iowa	01/14/2023	*	33:01	2-13	.154	0-4	.000	1-2	.500	0	4	4	4.6	1	1	2	0	1	5	17.7	
Minnesota	01/18/2023	*	37:26	7-19	.368	1-6	.167	10-13	.769	0	0	0	4.3	0	4	3	0	3	25	18.1	
Wisconsin	01/22/2023	*	39:07	4-15	.267	2-7	.286	5-6	.833	1	2	3	4.3	0	8	2	0	5	15	17.9	
Totals			20	700:57	128-316	.405	41-107	.383	61-80	.763	20	65	85	4.3	32	85	59	6	43	358	17.9

Player Averages

Games Played	Minutes/game	Points/game	FG Pct	3FG Pct	FT Pct	Rebounds/game	Assists/game	Turnovers/game	Assist/Turnover ratio	Steals/game	Blocks/game
20	35.0	17.9	40.5	38.3	76.3	4.3	4.3	3.0	1.4	2.2	0.3

SEASON/CAREER HIGHS

Points
Season 34, at Minnesota (12/3/22)
Career 34, at Minnesota (12/3/22)
Big Ten 34, at Minnesota (12/3/22)

Rebounds
Season 11, Norfolk State (11/9/22)
Career 11, 2x
Big Ten 10, at Iowa (2/18/21)

Assists
Season 10, Fairfield (11/11/22)
Career 11, vs. Delaware State (11/16/21)
Big Ten 10, vs. Illinois (1/16/22)

Steals
Season 5, 2x
Career 10, vs. Delaware State (11/16/21)
Big Ten 5, Wisconsin (1/22/23)

Blocks
Season 2, at Minnesota (12/3/22)
Career 2, 2x
Big Ten 2, 2x

Field Goals Made
Season 13, at Minnesota (12/3/22)
Career 13, at Minnesota (12/3/22)
Big Ten 13, at Minnesota (12/3/22)

3-Point Field Goals Made
Season 7, 2x
Career 7, 2x
Big Ten 7, at Minnesota (12/3/22)


Free Throws Made
Season 10, Minnesota (1/18/22)
Career 14, at Michigan St. (2/21/22)
Big Ten 14, at Michigan St. (2/21/22)

Minutes
Season 49, at Minnesota (12/3/22)
Career 49, at Minnesota (12/3/22)
Big Ten 49, at Minnesota (12/3/22)

Career
10-point games 74
20-point games 32
30-point games 7
Double-Doubles 4
Triple-Doubles 1

22 Alli Campbell

G • 6-1 • R-So.
 Altoona, Pa. • Bellwood-Antis • Notre Dame
 Major: Communications



CAREER STATS

SEASON	TEAM	GP-GS	MIN/AVG	Field Goals		3-Point		F-Throws		Rebounds				Scoring						
				FG-FGA	FG%	3FG-3FGA	3FG%	FT-FTA	FT%	OFF	DEF	TOT	AVG	PF-FO	A	TO	BLK	STL	PTS	AVG
2020-21	ND	6-0	73/12.2	5-9	.556	1-3	.333	2-4	.500	2	8	10	1.7	5-0	2	2	4	2	13	2.2
2022-23	PSU	10-1	171/17.1	16-40	.400	7-20	.350	0-0	.000	4	13	17	1.7	11-0	15	11	0	16	39	3.9
TOTAL FOR PSU		10-1	171/17.1	16-40	.400	7-20	.350	0-0	.000	4	13	17	1.7	11-0	15	11	0	16	39	3.9
TOTAL		16-1	245/15.3	21-49	.429	8-23	.348	2-4	.500	6	21	27	1.7	16-0	17	13	4	18	52	3.3

2022-23 GAME-BY-GAME STATS

Opponent	Date	GS	MIN	Total		3-Pointers		Free throws		Rebounds				PF	A	TO	BLK	STL	PTS	AVG	
				FG-FGA	PCT	3FG-3FGA	PCT	FT-FTA	PCT	OFF	DEF	TOT	AVG								
Norfolk St.	11/09/2022		11:47	0-2	.000	0-1	.000	0-0	.000	0	0	0	0.0	0	0	0	0	0	0	0.0	
Fairfield	11/11/2022		19:13	5-7	.714	3-5	.600	0-0	.000	0	1	1	0.5	1	1	1	0	0	13	6.5	
Youngstown St.	11/15/2022		12:22	0-1	.000	0-0	.000	0-0	.000	0	1	1	0.7	2	1	2	0	1	0	4.3	
Bryant	11/18/2022		17:09	1-8	.125	0-3	.000	0-0	.000	1	3	4	1.5	0	1	4	0	2	2	3.8	
Syracuse	11/21/2022		25:25	1-3	.333	0-2	.000	0-0	.000	1	3	4	2.0	2	5	0	0	4	2	3.4	
vs Toledo	11/25/2022		07:26	0-1	.000	0-0	.000	0-0	.000	0	1	1	1.8	3	0	2	0	0	0	2.8	
vs Fresno St.	11/26/2022		15:27	2-3	.667	1-1	1.000	0-0	.000	0	0	0	1.6	0	2	1	0	6	5	3.1	
Virginia	11/30/2022		27:14	4-6	.667	1-2	.500	0-0	.000	1	2	3	1.8	1	2	1	0	0	9	3.9	
at Minnesota	12/03/2022		04:41	0-1	.000	0-1	.000	0-0	.000	0	1	1	1.7	0	0	0	0	0	0	3.4	
Indiana	12/08/2022	*	30:30	3-8	.375	2-5	.400	0-0	.000	1	1	2	1.7	2	3	0	0	3	8	3.9	
Totals			1	171:14	16-40	.400	7-20	.350	0-0	.000	4	13	17	1.7	11	15	11	0	16	39	3.9

Player Averages

Games Played	Minutes/ game	Points/ game	FG Pct	3FG Pct	FT Pct	Rebounds/ game	Assists/ game	Turnovers/ game	Assist/Turnover ratio	Steals/ game	Blocks/ game
10	17.1	3.9	40.0	35.0	0.0	1.7	1.5	1.1	1.4	1.6	0.0

SEASON/CAREER HIGHS

Points	
Season	13, Fairfield (11/11/22)
Career	13, Fairfield (11/11/22)
Big Ten	8, Indiana (12/8/22)
Rebounds	
Season	4, 2x
Career	4, 2x*
Big Ten	2, Indiana (12/8/22)
Assists	
Season	5, Syracuse (11/21/22)
Career	5, Syracuse (11/21/22)
Big Ten	3, Indiana (12/8/22)
Steals	
Season	6, Fresno St. (11/26/22)
Career	6, Fresno St. (11/26/22)
Big Ten	3, Indiana (12/8/22)
Blocks	
Season	-
Career	2, 2x*
Big Ten	-
Field Goals Made	
Season	5, Fairfield (11/11/22)
Career	5, Fairfield (11/11/22)
Big Ten	3, Indiana (12/8/22)
3-Point Field Goals Made	
Season	3, Fairfield (11/11/22)
Career	3, Fairfield (11/11/22)
Big Ten	2, Indiana (12/8/22)
Free Throws Made	
Season	-
Career	1, 2x*
Big Ten	-
Minutes	
Season	31, Indiana (12/8/22)
Career	31, Indiana (12/8/22)
Big Ten	31, Indiana (12/8/22)
Career	
10-point games	1
20-point games	-
Double-Doubles	-

*Includes at Notre Dame (2020-21)

23 Taniyah Thompson

G • 5-11 • Sr.
Hamden, Conn. • Hamden • ECU
Major: Communications



CAREER STATS

SEASON	TEAM	GP-GS	MIN/AVG	Field Goals		3-Point		F-Throws		Rebounds				Scoring						
				FG-FGA	FG%	3FG-3FGA	3FG%	FT-FTA	FT%	OFF	DEF	TOT	AVG	PF-FO	A	TO	BLK	STL	PTS	AVG
2019-20	ECU	30-30	1045/34.8	162-501	.323	42-164	.256	46-67	.687	57	41	98	3.3	63-0	31	78	1	57	412	13.7
2020-21	ECU	22-22	669/30.4	105-300	.350	25-97	.258	28-43	.651	33	30	63	2.9	25-0	18	33	2	28	263	12.0
2021-22	ECU	29-29	929/32.0	199-500	.398	47-147	.320	91-116	.784	49	77	126	4.3	40-0	36	64	0	43	536	18.5
2022-23	PSU	20-1	386/19.3	66-139	.475	15-36	.417	22-29	.759	12	25	37	1.9	29-0	10	23	0	21	169	8.5
TOTAL FOR PSU		20-1	386/19.3	66-139	.475	15-36	.417	22-29	.759	12	25	37	1.9	29-0	10	23	0	21	169	8.5
TOTAL		101-82	3028/30.0	532-1440	.369	129-444	.291	187-255	.733	151	173	324	3.2	157-0	95	198	3	149	1380	13.7

2022-23 GAME-BY-GAME STATS

Opponent	Date	GS	MIN	Total		3-Pointers		Free throws		Rebounds				PF				PTS		AVG
				FG-FGA	PCT	3FG-3FGA	PCT	FT-FTA	PCT	OFF	DEF	TOT	AVG	PF	A	TO	BLK	STL	PTS	
Norfolk St.	11/09/2022	*	28:58	5-11	.455	2-6	.333	3-3	1.000	0	2	2	2.0	0	1	2	0	3	15	15.0
Fairfield	11/11/2022		18:58	2-5	.400	0-0	.000	2-2	1.000	1	3	4	3.0	3	0	2	0	1	6	10.5
Youngstown St.	11/15/2022		18:17	1-1	1.000	0-0	.000	0-0	.000	0	1	1	2.3	2	0	3	0	0	2	7.7
Bryant	11/18/2022		18:03	3-11	.273	0-1	.000	2-2	1.000	1	6	7	3.5	0	0	2	0	0	8	7.8
Syracuse	11/21/2022		08:06	1-3	.333	0-0	.000	0-0	.000	0	1	1	3.0	1	0	1	0	0	2	6.6
vs Toledo	11/25/2022		10:45	1-2	.500	0-0	.000	0-0	.000	1	1	2	2.8	0	1	1	0	1	2	5.8
vs Fresno St.	11/26/2022		19:40	4-7	.571	0-0	.000	1-4	.250	0	1	1	2.6	2	1	0	0	0	9	6.3
Virginia	11/30/2022		20:18	3-11	.273	1-5	.200	0-0	.000	0	0	0	2.3	1	1	0	0	0	7	6.4
at Minnesota	12/03/2022		16:49	4-8	.500	1-3	.333	0-0	.000	2	1	3	2.3	3	1	1	0	1	9	6.7
Indiana	12/08/2022		01:04	0-0	.000	0-0	.000	0-0	.000	0	0	0	2.1	0	0	0	0	0	0	6.0
West Virginia	12/11/2022		21:46	6-11	.545	1-2	.500	0-0	.000	1	1	2	2.1	0	1	0	0	2	13	6.6
at Drexel	12/18/2022		19:14	2-4	.500	0-0	.000	1-2	.500	0	0	0	1.9	4	0	1	0	0	5	6.5
Cornell	12/21/2022		21:02	4-8	.500	1-2	.500	0-0	.000	0	1	1	1.8	3	2	3	0	5	9	6.7
Rutgers	12/30/2022		24:34	4-9	.444	1-2	.500	2-3	.667	1	0	1	1.8	0	0	1	0	1	11	7.0
at Michigan	01/03/2023		28:44	3-7	.429	2-3	.667	2-2	1.000	0	3	3	1.9	2	0	0	0	1	10	7.2
Purdue	01/07/2023		21:08	2-5	.400	0-1	.000	2-2	1.000	0	2	2	1.9	1	0	0	0	0	6	7.1
at Nebraska	01/11/2023		23:32	4-9	.444	1-3	.333	2-4	.500	1	1	2	1.9	2	0	1	0	1	11	7.4
at Iowa	01/14/2023		19:30	5-9	.556	0-1	.000	3-3	1.000	3	0	3	1.9	3	1	1	0	1	13	7.7
Minnesota	01/18/2023		16:11	2-5	.400	0-1	.000	0-0	.000	0	1	1	1.9	2	1	3	0	2	4	7.5
Wisconsin	01/22/2023		29:16	10-13	.769	5-6	.833	2-2	1.000	1	0	1	1.9	0	0	1	0	2	27	8.5
Totals			1 385:54	66-139	.475	15-36	.417	22-29	.759	12	25	37	1.9	29	10	23	0	21	169	8.5

Player Averages

Games Played	Minutes/game	Points/game	FG Pct	3FG Pct	FT Pct	Rebounds/game	Assists/game	Turnovers/game	Assist/Turnover ratio	Steals/game	Blocks/game
20	19.3	8.5	47.5	41.7	75.9	1.9	0.5	1.2	0.4	1.1	0.0

SEASON/CAREER HIGHS

Points
Season 27, Wisconsin (1/22/23)
Career 31, at UNCW (12/19/21)*
Big Ten 27, Wisconsin (1/22/23)

Rebounds
Season 7, Bryant (11/18/22)
Career 8, 2x*
Big Ten 3, 3x

Assists
Season 2, Cornell (12/21/22)
Career 4, vs. Coppin State (11/23/21)*
Big Ten 1, 3x

Steals
Season 5, Cornell (12/21/22)
Career 5, Cornell (12/21/22)
Big Ten 2, 2x

Blocks
Season -
Career 1, 3x*
Big Ten -

Field Goals Made
Season 10, Wisconsin (1/22/23)
Career 13, at UNCW (12/19/21)*
Big Ten 10, Wisconsin (1/22/23)

3-Point Field Goals Made
Season 5, Wisconsin (1/22/23)
Career 6, at High Point (11/12/21)*
Big Ten 5, Wisconsin (1/22/23)

Free Throws Made
Season 3, 2x
Career 13, at UNCW (12/19/21)*
Big Ten 3, at Iowa (1/14/23)

Minutes
Season 29, 2x
Career 40, at Houston (2/16/22)*
Big Ten 29, Wisconsin (1/22/23)

Career
10-point games 69 (7 at PSU)
20-point games 21 (1 at PSU)

*At East Carolina (2019-22)

24 Alexa Williamson

F • 6-2 • Gr.
Houston, Pa. • Chartiers-Houston • Temple
Graduate Program: Organization Development



CAREER STATS

SEASON	TEAM	GP-GS	MIN/AVG	Field Goals		3-Point		F-Throws		Rebounds				Scoring						
				FG-FGA	FG%	3FG-3FGA	3FG%	FT-FTA	FT%	OFF	DEF	TOT	AVG	PF-FO	A	TO	BLK	STL	PTS	AVG
2018-19	Temple	25-7	377/15.1	47-114	.412	0-0	.000	24-39	.615	37	58	95	3.8	51-0	5	19	13	19	118	4.7
2019-20	Temple	30-24	560/18.7	72-173	.416	0-1	.000	41-66	.621	48	86	134	4.5	82-1	9	35	17	19	185	6.2
2020-21	Temple	21-21	570/27.1	101-206	.490	0-0	.000	61-104	.587	48	93	141	6.7	65-1	12	49	26	21	263	12.5
2021-22	Temple	27-17	544/20.1	85-192	.443	0-0	.000	52-80	.650	57	78	135	5.0	68-4	7	29	37	23	222	8.2
2022-23	PSU	20-15	370/18.5	51-107	.477	0-0	.000	20-33	.606	31	41	72	3.6	40-0	13	24	5	14	122	6.1
TOTAL FOR PSU		20-15	370/18.5	51-107	.477	0-0	.000	20-33	.606	31	41	72	3.6	40-0	13	24	5	14	122	6.1
TOTAL		123-84	2421/19.7	356-792	.449	0-1	.000	198-322	.615	221	356	577	4.7	306-6	46	156	98	96	910	7.4

2022-23 GAME-BY-GAME STATS

Opponent	Date	GS	MIN	Total		3-Pointers		Free throws		Rebounds				PF	A	TO	BLK	STL	PTS	AVG	
				FG-FGA	PCT	3FG-3FGA	PCT	FT-FTA	PCT	OFF	DEF	TOT	AVG								
Norfolk St.	11/09/2022	*	22:02	3-6	.500	0-0	.000	0-0	.000	2	5	7	7.0	2	0	1	0	0	6	6.0	
Fairfield	11/11/2022	*	21:08	7-10	.700	0-0	.000	2-3	.667	1	0	1	4.0	2	1	2	0	0	16	11.0	
Youngstown St.	11/15/2022	*	22:08	1-4	.250	0-0	.000	0-1	.000	1	1	2	3.3	3	2	1	0	4	2	8.0	
Bryant	11/18/2022	*	20:15	9-13	.692	0-0	.000	2-2	1.000	2	2	4	3.5	3	1	2	0	1	20	11.0	
Syracuse	11/21/2022	*	10:06	1-4	.250	0-0	.000	0-0	.000	0	1	1	3.0	4	0	1	0	0	2	9.2	
vs Toledo	11/25/2022	*	12:10	2-4	.500	0-0	.000	0-1	.000	1	2	3	3.0	4	0	0	0	0	4	8.3	
vs Fresno St.	11/26/2022		19:45	7-11	.636	0-0	.000	1-2	.500	2	1	3	3.0	1	1	1	0	2	15	9.3	
Virginia	11/30/2022	*	15:15	0-3	.000	0-0	.000	1-2	.500	1	1	2	2.9	1	0	1	0	0	1	8.3	
at Minnesota	12/03/2022		27:08	3-6	.500	0-0	.000	1-2	.500	3	3	6	3.2	4	0	3	0	2	7	8.1	
Indiana	12/08/2022	*	25:11	4-4	1.000	0-0	.000	2-3	.667	0	4	4	3.3	2	1	1	0	0	10	8.3	
West Virginia	12/11/2022	*	09:59	1-1	1.000	0-0	.000	2-2	1.000	0	0	0	3.0	1	0	1	0	0	4	7.9	
at Drexel	12/18/2022	*	32:23	4-10	.400	0-0	.000	5-9	.556	4	3	7	3.3	2	2	2	0	2	13	8.3	
Cornell	12/21/2022		12:51	1-4	.250	0-0	.000	0-0	.000	1	2	3	3.3	1	0	0	0	0	2	7.8	
Rutgers	12/30/2022		11:47	0-4	.000	0-0	.000	0-0	.000	2	0	2	3.2	2	0	0	1	0	0	7.3	
at Michigan	01/03/2023		10:45	2-2	1.000	0-0	.000	0-0	.000	0	1	1	3.1	1	0	3	0	0	4	7.1	
Purdue	01/07/2023	*	19:20	0-5	.000	0-0	.000	0-0	.000	2	0	2	3.0	2	2	3	0	0	0	6.6	
at Nebraska	01/11/2023	*	15:01	2-5	.400	0-0	.000	1-2	.500	2	2	4	3.1	1	1	1	1	0	5	6.5	
at Iowa	01/14/2023	*	11:34	2-2	1.000	0-0	.000	0-0	.000	0	0	0	2.9	1	1	0	0	0	4	6.4	
Minnesota	01/18/2023	*	27:29	1-3	.333	0-0	.000	1-2	.500	5	8	13	3.4	1	1	0	2	1	3	6.2	
Wisconsin	01/22/2023	*	24:07	1-6	.167	0-0	.000	2-2	1.000	2	5	7	3.6	2	0	1	1	2	4	6.1	
Totals			15	370:25	51-107	.477	0-0	.000	20-33	.606	31	41	72	3.6	40	13	24	5	14	122	6.1

Player Averages

Games Played	Minutes/ game	Points/ game	FG Pct	3FG Pct	FT Pct	Rebounds/ game	Assists/ game	Turnovers/ game	Assist/Turnover ratio	Steals/ game	Blocks/ game
20	18.5	6.1	47.7	0.0	60.6	3.6	0.7	1.2	0.5	0.7	0.3

SEASON/CAREER HIGHS

Points	20, Bryant (11/19/22)
Season	29, at Houston (3/2/21)*
Career	10, Indiana (12/8/22)
Big Ten	
Rebounds	13, Minnesota (1/18/22)
Season	13, Minnesota (1/18/22)
Career	13, Minnesota (1/18/22)
Big Ten	
Assists	2, 3x
Season	3, vs. Memphis (3/2/21)*
Career	2, Purdue (1/7/23)
Big Ten	
Steals	4, Youngstown St. (11/15/22)
Season	4, 3x*
Career	2, 2x
Big Ten	
Blocks	2, Minnesota (1/18/22)
Season	4, 3x*
Career	2, Minnesota (1/18/22)
Big Ten	
Field Goals Made	9, Bryant (11/19/22)
Season	11, 2x*
Career	4, Indiana (12/8/22)
Big Ten	
3-Point Field Goals Made	-
Season	-
Career	-
Big Ten	
Free Throws Made	5, at Drexel (12/18/22)
Season	7, 2x*
Career	2, 2x
Big Ten	
Minutes	33, at Drexel (12/18/22)
Season	39, at USF (1/22/22)*
Career	27, 2x
Big Ten	
Career	
10-point games	34 (5 at PSU)
20-point games	6 (1 at PSU)

*Includes at Temple (2018-22)

33 Johnasia Cash

F • 6-3 • Gr.
McKeesport, Pa. • McKeesport • SMU
Graduate Program: Homeland Security



CAREER STATS

SEASON	TEAM	GP-GS	MIN/AVG	Field Goals		3-Point		F-Throws		Rebounds				Scoring						
				FG-FGA	FG%	3FG-3FGA	3FG%	FT-FTA	FT%	OFF	DEF	TOT	AVG	PF-FO	A	TO	BLK	STL	PTS	AVG
2017-18	SMU	29-10	508/17.5	58-175	.331	3-19	.158	29-49	.592	52	118	170	5.9	83-4	8	59	9	15	148	5.1
2018-19	SMU	29-17	552/19.0	78-228	.342	4-17	.235	28-55	.509	73	120	193	6.7	63-0	20	71	27	26	188	6.5
2019-20	SMU	29-28	705/24.3	130-335	.388	1-7	.143	62-104	.596	94	179	273	9.4	103-4	28	84	40	52	323	11.1
2020-21	PSU	24-17	574/23.9	136-289	.471	1-3	.333	56-111	.505	63	148	211	8.8	84-5	22	75	26	30	329	13.7
2022-23	PSU	20-3	249/12.4	26-66	.394	0-0	.000	19-32	.594	29	59	88	4.4	41-0	14	28	12	16	71	3.6
TOTAL FOR PSU	44-20	823/18.7	162-355	.456	1-3	.333	75-143	.524	92	207	299	6.8	125-5	36	103	38	46	400	9.1	
TOTAL	131-75	2588/19.8	428-1093	.392	9-46	.196	194-351	.553	311	624	935	7.1	374-13	92	317	114	139	1059	8.1	

2022-23 GAME-BY-GAME STATS

Opponent	Date	GS	MIN	Total		3-Pointers		Free throws		Rebounds				PF	A	TO	BLK	STL	PTS	AVG
				FG-FGA	PCT	3FG-3FGA	PCT	FT-FTA	PCT	OFF	DEF	TOT	AVG							
Norfolk St.	11/09/2022		14:18	1-1	1.000	0-0	.000	1-2	.500	2	0	2	2.0	1	0	1	0	1	3	3.0
Fairfield	11/11/2022		08:38	2-2	1.000	0-0	.000	0-1	.000	0	3	3	2.5	3	1	0	0	1	4	3.5
Youngstown St.	11/15/2022		14:59	2-3	.667	0-0	.000	3-4	.750	1	1	2	2.3	2	3	2	0	2	7	4.7
Bryant	11/18/2022		13:09	4-5	.800	0-0	.000	0-0	.000	6	5	11	4.5	2	0	0	0	0	8	5.5
Syracuse	11/21/2022	*	31:04	3-11	.273	0-0	.000	3-4	.750	6	6	12	6.0	3	2	4	1	1	9	6.2
vs Toledo	11/25/2022		19:38	2-8	.250	0-0	.000	0-0	.000	3	7	10	6.7	4	0	1	1	0	4	5.8
vs Fresno St.	11/26/2022		13:41	2-2	1.000	0-0	.000	0-0	.000	0	5	5	6.4	1	1	4	1	2	4	5.6
Virginia	11/30/2022	*	23:05	3-5	.600	0-0	.000	3-4	.750	3	4	7	6.5	1	1	1	1	3	9	6.0
at Minnesota	12/03/2022	*	13:24	2-6	.333	0-0	.000	0-0	.000	0	4	4	6.2	3	2	2	1	1	4	5.8
Indiana	12/08/2022		03:12	0-2	.000	0-0	.000	0-0	.000	2	0	2	5.8	2	0	1	0	0	0	5.2
West Virginia	12/11/2022		22:40	1-4	.250	0-0	.000	2-6	.333	0	5	5	5.7	1	2	0	2	1	4	5.1
at Drexel	12/18/2022		10:38	1-3	.333	0-0	.000	0-2	.000	1	0	1	5.3	2	0	1	1	1	2	4.8
Cornell	12/21/2022		13:46	0-2	.000	0-0	.000	2-2	1.000	1	9	10	5.7	3	0	4	1	0	2	4.6
Rutgers	12/30/2022		10:52	0-3	.000	0-0	.000	0-0	.000	0	2	2	5.4	1	2	0	1	2	0	4.3
at Michigan	01/03/2023		01:06	0-0	.000	0-0	.000	0-0	.000	0	0	0	5.1	0	0	1	0	0	0	4.0
Purdue	01/07/2023		08:48	1-2	.500	0-0	.000	1-2	.500	1	3	4	5.0	2	0	3	1	0	3	3.9
at Nebraska	01/11/2023		07:20	0-2	.000	0-0	.000	0-0	.000	1	2	3	4.9	3	0	2	0	0	0	3.7
at Iowa	01/14/2023		07:14	1-2	.500	0-0	.000	2-2	1.000	1	1	2	4.7	4	0	0	0	0	4	3.7
Minnesota	01/18/2023		08:13	1-2	.500	0-0	.000	2-3	.667	0	2	2	4.6	3	0	1	1	1	4	3.7
Wisconsin	01/22/2023		03:12	0-1	.000	0-0	.000	0-0	.000	1	0	1	4.4	0	0	0	0	0	0	3.6
Totals			3 248:58	26-66	.394	0-0	.000	19-32	.594	29	59	88	4.4	41	14	28	12	16	71	3.6

Player Averages

Games Played	Minutes/ game	Points/ game	FG Pct	3FG Pct	FT Pct	Rebounds/ game	Assists/ game	Turnovers/ game	Assist/Turnover ratio	Steals/ game	Blocks/ game
20	12.4	3.6	39.4	0.0	59.4	4.4	0.7	1.4	0.5	0.8	0.6

SEASON/CAREER HIGHS

Points
Season 9, 2x
Career 28, at Purdue (1/31/21)
Big Ten 28, at Purdue (1/31/21)

Rebounds
Season 12, Syracuse (11/21/22)
Career 19, Nebraska (2/4/21)
Big Ten 19, Nebraska (2/4/21)

Assists
Season 3, Youngstown St. (11/15/22)
Career 3, 6x
Big Ten 3, Wisconsin (2/7/21)

Steals
Season 3, Virginia (11/30/22)
Career 6, vs. Memphis (3/2/20)
Big Ten 4, Wisconsin (2/7/21)

Blocks
Season 2, West Virginia (12/11/22)
Career 4, 3x
Big Ten 3, 2x

Field Goals Made
Season 4, Bryant (11/19/22)
Career 13, at Purdue (1/31/21)
Big Ten 13, at Purdue (1/31/21)

3-Point Field Goals Made
Season -
Career 1, 9x*
Big Ten 1, Nebraska (2/4/21)

Free Throws Made
Season 3, 3x
Career 8, Nebraska (2/4/21)
Big Ten 8, Nebraska (2/4/21)

Minutes
Season 31, Syracuse (11/21/22)
Career 34, 2x
Big Ten 34, Rutgers (2/28/21)

Career
10-point games 46 (17 at PSU)
20-point games 4 (3 at PSU)

*Includes at SMU (2017-21)

GAME 21 | PENN STATE AT RUTGERS | JANUARY 26, 2023 | JERSEY MIKE'S ARENA

GAME 1: NORFOLK STATE



Official Basketball Box Score - Final
Norfolk St. at Penn St.
 11/09/22 Bryce Jordan Center, State College
 2022-23 Women's Basketball

Game Time: 7:00 PM
 Game Duration: 3:28
 Attendance: 1,777

Officials: Felicia Gritter, Ashlee Goode, Brad Maxwell

Norfolk St. - 61													Record: 1-1																									
NO.	Name	Min	FG	3P	FT	Rebounds	Fouls	TP	AS	TO	ST	Blocks	BS	BA	+/-	Shooting By Period																						
			M/A	M/A	M/A	OR	DR	PF				BS	BA	+/-	1st	2nd	3rd	4th	FT%	GM	3PT%	FT%																
10	Mahogany Williams	F	12:21	0-1	0-0	0-0	1	1	3	0	0	1	0	0	-10	31.1	0.0	0.0	0.0	27.3%	0.0	0.0	0.0															
50	Kierra Wheeler	F	26:12	3-5	0-0	1-5	3	7	10	2	4	7	0	0	-13	16.7%	0.0	0.0	0.0	16.7%	0.0	0.0	0.0															
1	Deja Francis	G	32:54	3-8	1-3	6-7	0	4	4	3	5	13	1	8	2	0	0	0	33.3%	0.0	0.0	0.0																
2	Niya Fields	G	24:09	3-7	1-5	0-0	0	1	1	4	0	7	3	1	0	0	0	0	0.0%	0.0	0.0	0.0																
5	Camille Downs	G	26:16	4-13	2-5	0-0	1	5	6	2	10	4	6	6	0	1	1	0	66.7%	0.0	0.0	0.0																
0	Crystal White		22:42	4-8	3-7	0-0	1	0	1	1	0	11	2	0	0	0	0	0	0.0%	0.0	0.0	0.0																
12	Makoye Diawara		27:11	4-7	1-3	0-0	4	4	8	4	2	9	1	1	1	0	0	0	0.0%	0.0	0.0	0.0																
13	Skye Robinson		11:01	1-1	0-0	0-0	0	1	1	2	1	2	0	1	0	0	0	0	0.0%	0.0	0.0	0.0																
24	Danajah Williams		13:58	1-6	0-2	0-0	0	0	0	0	0	2	0	1	0	0	0	0	0.0%	0.0	0.0	0.0																
3	Alana Swift		03:16	0-2	0-0	0-0	0	0	0	0	0	0	0	0	0	0	0	0	0.0%	0.0	0.0	0.0																
Team						3			4			0			2																							
Totals			23:58			8:25			7:12			12			24			14			61			22			11			0			2			-6		

Technical Fouls: NONE

Dead Ball Rebounds: 1, 0

Penn St. - 67													Record: 1-0																																		
NO.	Name	Min	FG	3P	FT	Rebounds	Fouls	TP	AS	TO	ST	Blocks	BS	BA	+/-	Shooting By Period																															
			M/A	M/A	M/A	OR	DR	PF				BS	BA	+/-	1st	2nd	3rd	4th	FT%	GM	3PT%	FT%																									
11	Anna Camden	F	25:40	2-9	2-9	0-2	2	0	2	3	1	6	1	3	0	0	4	4	44.4%	0.0	0.0	0.0																									
24	Alexa Williamson	F	22:02	3-6	0-0	0-0	2	5	7	2	0	6	0	1	0	0	0	0	50.0%	0.0	0.0	0.0																									
5	Lelani Kapinus	G	30:46	1-4	1-3	6-6	3	5	8	3	7	9	3	6	1	0	0	0	25.0%	0.0	0.0	0.0																									
20	Makenna Marisa	G	39:02	8-16	2-4	6-8	3	8	11	2	7	24	4	4	1	1	0	0	11.1%	0.0	0.0	0.0																									
23	Taniyah Thompson	G	28:58	5-11	2-6	3-3	0	2	2	0	3	15	1	2	3	0	0	0	66.7%	0.0	0.0	0.0																									
10	Chanaya Pinto	G	18:18	0-3	0-2	3-6	1	3	4	2	4	3	0	5	0	0	0	0	0.0%	0.0	0.0	0.0																									
22	Ali Campbell		11:47	0-2	0-1	0-0	0	0	0	0	0	0	0	0	0	0	0	0	0.0%	0.0	0.0	0.0																									
33	Johnasia Cash		14:18	1-1	0-0	1-2	0	2	1	1	3	0	1	1	0	0	0	0	50.0%	0.0	0.0	0.0																									
4	Shay Ciezki		08:08	0-1	0-0	1-2	0	0	0	1	1	1	0	1	0	0	0	0	0.0%	0.0	0.0	0.0																									
1	Ali Brigham		03:01	0-0	0-0	0-0	1	0	1	0	0	0	0	0	0	0	0	0	0.0%	0.0	0.0	0.0																									
Team						1			4			5			0			1																													
Totals			20:53			7:25			20:29			15			27			42			14			24			67			10			23			7			2			0			6		

Technical Fouls: NONE

Dead Ball Rebounds: 3, 0

NSU		PSU		Points from		Turnovers		Fast Breaks		Bench		Period by Period Scoring					
Biggest lead	0 (1st 10:00)	12 (3rd 0:47)	Turnovers	16	17	1st	2nd	3rd	4th	TOT	NSU	PSU	1st	2nd	3rd	4th	TOT
Best Scoring Run	8 (4th 1:43)	9 (1st 7:08)	Paint	26	20	NSU	8	14	21	18	61	61					
Lead Changes	0	0	Second Chance	12	21	PSU	13	15	24	15	67	67					
Times Tied	0	0	Fast Breaks	9	5												
Time with Lead	00:00	39:13	Bench	24	7												

GAME 2: FAIRFIELD



Official Basketball Box Score - Final
Fairfield at Penn St.
 11/11/22 Bryce Jordan Center, State College
 2022-23 Women's Basketball

Game Time: 7:00 PM
 Game Duration: 1:51
 Attendance: 1,599

Officials: Brian Garland, Kate Entering, Kylie Galway

Fairfield - 49													Record: 1-1																																		
NO.	Name	Min	FG	3P	FT	Rebounds	Fouls	TP	AS	TO	ST	Blocks	BS	BA	+/-	Shooting By Period																															
			M/A	M/A	M/A	OR	DR	PF				BS	BA	+/-	1st	2nd	3rd	4th	FT%	GM	3PT%	FT%																									
23	Callie Cavanaugh	F	30:41	6-10	0-0	1-2	3	0	3	3	3	13	2	3	1	0	1	0	0	27.3%	0.0	0.0	0.0																								
41	Andrea Hermangomez	F	30:39	1-5	0-0	0-0	2	4	6	3	2	2	0	2	1	0	0	0	0.0%	0.0	0.0	0.0																									
2	Mimi Rubino	G	34:26	0-10	0-4	2-4	1	2	3	0	3	2	4	3	1	0	0	0	0.0%	0.0	0.0	0.0																									
3	Janelle Brown	G	16:06	3-7	2-5	0-0	0	2	2	2	4	2	8	2	6	4	0	0	0.0%	0.0	0.0	0.0																									
10	Izabella Nicoletti-Lette	G	28:44	5-12	1-6	3-4	2	3	5	3	3	14	3	1	1	0	0	0	0.0%	0.0	0.0	0.0																									
15	Laurin Beach	G	28:34	2-4	1-2	0-1	0	1	1	1	1	5	1	2	0	0	0	0	0.0%	0.0	0.0	0.0																									
42	Mackenzie Martin	G	10:28	2-3	0-0	0-0	1	0	1	1	3	4	0	2	0	0	0	0	0.0%	0.0	0.0	0.0																									
1	Anna Eng		07:27	0-0	0-0	0-0	0	1	1	0	1	0	0	0	0	0	0	0	0.0%	0.0	0.0	0.0																									
34	Brooke Tatarian		03:34	0-0	0-0	0-0	0	0	0	0	0	0	0	0	0	0	0	0	0.0%	0.0	0.0	0.0																									
43	Shayna Talarico		03:16	0-0	0-0	0-0	0	0	0	0	0	0	0	0	0	0	0	0	0.0%	0.0	0.0	0.0																									
22	Jocelyn Polansky		02:40	0-1	0-0	0-0	0	0	0	0	0	0	0	0	0	0	0	0	0.0%	0.0	0.0	0.0																									
25	Mackenzie Daleba		02:40	0-1	0-0	1-4	1	1	2	1	2	1	0	0	0	0	0	0	0.0%	0.0	0.0	0.0																									
12	Kate Peek		00:45	0-0	0-0	0-0	0	0	0	0	0	0	0	0	0	0	0	0	0.0%	0.0	0.0	0.0																									
Team						2			2			0			1																																
Totals			19:53			4:17			7:15			12			14			26			16			20			49			12			27			9			1			1			-28		

Technical Fouls: NONE

Dead Ball Rebounds: 7, 1

Penn St. - 77													Record: 2-0												
NO.	Name	Min	FG	3P	FT	Rebounds	Fouls	TP	AS	TO	ST	Blocks	BS	BA	+/-	Shooting By Period									
			M/A	M/A	M/A	OR	DR	PF				BS	BA	+/-	1st	2nd	3rd	4th	FT%	GM	3PT%	FT%			
11	Anna Camden	F	18:59	0-1	0-0	0-0	1	1	2	1	0	0	0	2	1	0	0	0	0	0.0%	0.0	0.0	0.0		
24	Alexa Williamson	F	21:07	7-10	0-0	2-3	1	0	1	2	3	16	1	2	0	0	0	0	0	50.0%	0.0	0.0	0.0		
4	Shay Ciezki	G	22:15	3-10	1-7	0-0	2	2	4	2	0	7	0	2	2	0	0	0	0.0%	0.0	0.0	0.0			
5	Lelani Kapinus	G	28:18	5-8	0-0	1-1	2	6	8	1	2	11	2	3	9	1	0	0	25.0%	0.0	0.0	0.0			
20	Makenna Marisa	G	33:39	5-10	0-0	4-5	1	3	4	2	5	14	0	5	3	0	1	0	0.0%	0.0	0.0	0.0			
23	Taniyah Thompson	G	18:57	2-5	0-0	2-2	1	3	4	1	1	6	0	2	1	0	0	0	0.0%	0.0	0.0	0.0			
33	Johnasia Cash		08:38	2-2	0-0	0-1	0	3	3	2	4	1	1	0	1	0	0	0	0.0%	0.0	0.0	0.0			
22	Ali Campbell		19:13	5-7	3-5	0-0	0	1	1	1	1	13	1	1	0	0	0	0	0.0%	0.0	0.0	0.0			
1	Ali Brigham		13:57	2-4	0-0	0-0	2	1	3	4	1	4	2	2	0	0	0	0	0.0%	0.0	0.0	0.0			
10	Chanaya Pinto		10:05	0-1	0-0	2-2	0	2	2	0	1	2	1	2	0	0	0	0	0.0%	0.0	0.0	0.0			
2	Aicha Dia		02:00	0-1	0-0	0-0	1	0	1	0	0	0													

GAME 21 | PENN STATE AT RUTGERS | JANUARY 26, 2023 | JERSEY MIKE'S ARENA

GAME 5: SYRACUSE



Official Basketball Box Score - Final
Syracuse at Penn St.
11/26/22 Bryce Jordan Center, State College
2022-23 Women's Basketball

Game Time: 7:00 PM
Game Duration: 1:48
Attendance: 1,650

Officials: Felicia Griner, Tim Dalay, Erica Parker

NO.	Name	Min	FG			3P			FT			Rebounds			Fouls			TP	AS	TO	ST	Blocks			+/-
			M/A	M/A	M/A	M/A	M/A	M/A	M/A	OR	DR	TOT	PF	FF	FD	BS	BS					BA			
15	Asia Strong	F	37:42	5-12	1-5	0-1	0	9	9	3	4	11	2	1	0	2	0	0	2	0	0	-11			
24	Dariauna Lewis	F	34:59	2-3	0-0	0-0	1	8	9	4	1	4	0	1	1	0	0	0	0	0	-2				
2	Dyaisha Fair	G	38:53	7-18	3-10	3-6	0	3	3	0	7	20	6	1	5	0	0	0	0	-8					
4	Teisha Hyman	G	24:57	7-13	2-3	3-3	1	2	3	5	19	6	8	1	0	0	0	0	0	0					
25	Alaina Rice	G	37:38	3-9	3-7	0-0	0	0	3	3	1	9	1	4	1	0	0	1	0	-15					
12	Cheyenne McEvans	09:40	0-3	0-0	2-2	0	0	0	0	1	1	2	0	1	0	0	0	0	0	-7					
21	Saniaa Wilson	06:02	0-0	0-0	0-0	0	0	0	0	0	0	0	0	0	0	0	0	0	0	-8					
3	Nyah Wilson	08:52	2-3	0-0	0-0	0	0	0	0	0	4	0	0	2	0	0	0	0	0	-9					
22	Kyra Wood	01:17	0-0	0-0	0-0	0	0	0	0	0	0	0	0	0	0	0	0	0	0	0					
Team											5	0	5	0	0	0	0	0	0	0					
Totals			26:61	9:25	8:12	7	25	32	20	19	69	15	19	8	4	2	-13								

Technical Fouls: NONE

Shooting By Period	
1st FG%	10-17 58.8%
3PT%	6-7 85.7%
FT%	1-2 50%
2nd FG%	5-12 41.7%
3PT%	1-6 16.7%
FT%	3-5 60%
3rd FG%	5-17 29.4%
3PT%	0-7 0%
FT%	0-5 0%
4th FG%	6-15 40.0%
3PT%	2-7 28.6%
FT%	0-0 0%
GM FG%	26-61 42.6%
3PT%	9-25 36.0%
FT%	8-12 66.7%

Dead Ball Rebounds: 1, 0

NO.	Name	Min	FG			3P			FT			Rebounds			Fouls			TP	AS	TO	ST	Blocks			+/-
			M/A	M/A	M/A	M/A	M/A	M/A	M/A	OR	DR	TOT	PF	FF	FD	BS	BS					BA			
24	Alexa Williamson	F	10:06	1-4	0-0	0-0	0	1	1	4	0	2	0	1	0	0	0	0	0	0	-7				
33	Johanna Cash	F	31:04	5-11	0-0	3-4	6	6	12	3	3	9	2	4	1	1	0	0	0	0					
4	Shay Ciezki	G	30:34	6-12	4-9	2-2	1	1	2	3	18	3	1	1	0	1	16								
5	Lellani Kapinus	G	18:36	1-3	0-1	2-3	2	3	5	4	3	4	0	4	1	1	0	0	-15						
20	Makenna Marisa	G	38:14	8-21	1-4	5-5	3	5	8	0	5	22	7	2	3	0	2	13							
10	Chanaya Pinto	18:25	5-7	1-1	1-2	2	5	7	1	5	12	0	0	0	0	0	0	20							
23	Tanyah Thompson	08:06	1-3	0-0	0-0	0	1	1	1	0	2	0	1	0	0	0	0	-4							
11	Anna Camden	13:27	2-5	2-5	0-0	0	1	1	1	0	6	1	1	0	0	0	2								
22	Alii Campbell	25:25	1-3	0-2	0-0	1	3	4	2	2	5	0	4	0	0	0	31								
1	Alii Brigham	06:03	2-3	0-0	1-2	0	1	1	1	1	5	1	0	0	0	0	1	9							
Team											4	3	7	0	0	0	0	0	0						
Totals			30:72	8:22	14:18	19	30	49	19	20	82	19	14	10	2	4	13								

Technical Fouls: NONE

Shooting By Period	
1st FG%	5-18 27.8%
3PT%	0-3 0.0%
FT%	4-5 80%
2nd FG%	4-18 22.2%
3PT%	1-4 25.0%
FT%	0-0 0%
3rd FG%	8-16 50.0%
3PT%	4-9 50.0%
FT%	2-4 50%
4th FG%	13-20 65.0%
3PT%	3-7 42.9%
FT%	8-9 88.9%
GM FG%	30-72 41.7%
3PT%	8-22 36.4%
FT%	14-18 77.8%

Dead Ball Rebounds: 2, 1

Biggest lead	SYR	PSU	Points from		Period by Period Scoring						
			Turnovers	SYR	PSU	1st	2nd	3rd	4th	TOT	
Best Scoring Run	11 (1st 6:24)	7 (4th 6:43)	Paint	26	34	SYR	27	14	14	14	69
Lead Changes	3		Second Chance	8	25	PSU	14	9	22	37	82
Times Tied	0		Fast Breaks	9	21						
Time with Lead	33:28	05:58	Bench	6	27						

GAME 6: VS. TOLEDO



Official Basketball Box Score - Final
Toledo at Penn St.
11/25/22 Ocean Center, Daytona Beach, Fla.
2022 Dayton Beach Invitational

Game Time: 1:15 PM
Game Duration: 2:00
Attendance: 350

Officials: Natasha Harris, Lauren Niemera, Erica Herriman

NO.	Name	Min	FG			3P			FT			Rebounds			Fouls			TP	AS	TO	ST	Blocks			+/-
			M/A	M/A	M/A	M/A	M/A	M/A	M/A	OR	DR	TOT	PF	FF	FD	BS	BS					BA			
34	Jessica Cook	F	23:01	2-7	0-0	1-2	2	3	5	1	3	5	1	1	2	1	1	2	1	1	-2				
2	Sophia Wiard	G	39:12	3-11	1-4	8-10	0	8	8	2	8	15	3	2	0	0	0	0	0	-4					
5	Quinesha Lockett	G	33:15	5-14	0-6	5-7	4	3	7	3	5	15	4	1	1	1	0	0	5						
22	Khera Goss	G	24:10	3-6	1-3	1-2	1	0	1	0	2	8	0	2	2	0	0	0	-1						
33	Sammie Mikonowicz	G	35:38	2-9	1-4	3-4	3	5	8	2	3	8	2	3	2	0	0	0	-12						
1	Nan Garcia	08:23	1-5	0-3	0-0	1	0	1	0	0	2	0	1	1	0	0	0	-7							
12	Jayda Jansen	09:43	0-4	0-1	0-0	0	2	2	1	0	0	0	0	0	0	0	0	0	0						
24	Justina King	16:38	2-4	0-1	2-2	0	1	1	1	1	6	1	0	0	0	0	0	3							
24	Yanah Curry	01:24	0-1	0-0	0-0	0	0	0	0	0	0	0	0	0	0	0	0	0	0						
13	Lonasia Brewer	08:36	0-1	0-0	0-0	0	2	1	3	1	0	0	0	0	0	0	0	0	0						
Team											2	1	3	0	0	1	1	0	0						
Totals			18:62	3:22	20:27	15	24	39	11	23	59	11	12	10	2	1	-1								

Technical Fouls: NONE

Shooting By Period	
1st FG%	5-13 38.5%
3PT%	0-5 0.0%
FT%	3-5 60%
2nd FG%	5-18 27.8%
3PT%	0-4 0.0%
FT%	2-2 100%
3rd FG%	3-14 21.4%
3PT%	1-6 16.7%
FT%	5-6 83.3%
4th FG%	5-17 29.4%
3PT%	2-7 28.6%
FT%	10-14 71.4%
GM FG%	18-62 29.0%
3PT%	3-22 13.6%
FT%	20-27 74.1%

Dead Ball Rebounds: 4, 1

NO.	Name	Min	FG			3P			FT			Rebounds			Fouls			TP	AS	TO	ST	Blocks			+/-
			M/A	M/A	M/A	M/A	M/A	M/A	M/A	OR	DR	TOT	PF	FF	FD	BS	BS					BA			
10	Chanaya Pinto	F	27:59	5-9	2-4	1-1	3	3	6	2	13	0	3	3	0	0	0	0	0	0					
24	Alexa Williamson	F	12:11	2-4	0-0	0-1	1	2	3	4	1	4	0	0	0	0	0	0	0	-2					
4	Shay Ciezki	G	35:51	6-13	2-5	2-2	0	1	1	4	2	16	3	2	1	0	1	6							
5	Lellani Kapinus	G	19:45	0-3	0-2	3-4	0	4	4	2	4	3	1	5	1	0	0	0	0						
20	Makenna Marisa	G	37:29	7-14	0-1	0-0	4	4	2	0	14	3	2	1	0	0	0	-3							
10	Mir McLean	19:39	2-8	0-0	0-0	3	7	10	4	0	4	0	1	0	1	0	1	-6							
11	Anna Camden	17:37	0-2	0-2	0-0	1	1	1	1	1	0	0	0	0	0	0	0	8							
23	Tanyah Thompson	10:45	1-2	0-0	0-0	1	1	2	0	1	2	1	1	1	0	0	0	-4							
1	Alii Brigham	08:40	2-5	0-1	0-0	1	4	5	0	0	4	1	1	1	0	0	2								
22	Alii Campbell	07:26	0-1	0-0	0-0	0	1	1	3	0	0	0	2	0	0	0	-5								
2	Aicha Dia	02:38	0-0	0-0	0-0	0	0	0	0	0	0	0	0	0	0	0	0	0							
Team											3	3	6	0	0	0	0	0	0						
Totals			25:61	4:15	6:8	12	31	43	23	11	60	9	19	8	1	2	1								

Technical Fouls: NONE

Shooting By Period	
1st FG%	8-13 61.5%
3PT%	2-2 100%
FT%	0-0 0%
2nd FG%	4-21 19.0%
3PT%	0-6 0.0%
FT%	3-3 100%
3rd FG%	6-13 46.2%
3PT%	1-5 20.0%
FT%	0-0 0%
4th FG%	7-14 50.0%
3PT%	0-0 0%
FT%</	

GAME 21 | PENN STATE AT RUTGERS | JANUARY 26, 2023 | JERSEY MIKE'S ARENA

GAME 9: AT MINNESOTA

Official Basketball Box Score - Final
Penn St. at Minnesota
 12/03/22 Williams Arena, Minneapolis
 2022-23 Women's Basketball

Game Time: 7:30 PM
 Game Duration: 2:32
 Attendance: 2,852

Officials: Maggie Terman, Brian Garland, Xomara Cruz-Johnson

Penn St. - 96		Record: 7-2 (0-1)										Shooting By Period			
NO.	Name	Min	FG	3P	FT	Rebounds	Fouls	TP	AS	TO	ST	Blocks	BS	BA	+/
			M/A	M/A	M/A	OR	DR	TOT	PF	FD					
10	Chanaya Pinto	F 45:12	4-8	0-2	3-4	2	6	8	2	3	1	0	0	0	-1
33	Johnasia Cash	F 13:25	2-6	0-0	0-0	0	4	4	3	0	4	2	2	1	0
4	Shay Ciezki	G 42:40	5-13	3-8	0-0	1	1	4	4	13	0	3	1	0	0
5	Leliani Kapinus	G 39:45	8-10	0-0	2-6	1	2	3	4	6	18	4	2	5	2
20	Makenna Marisa	G 49:29	13-21	7-10	1-2	0	4	4	3	2	34	6	4	2	2
24	Alexa Williamson	F 27:08	3-6	0-0	1-2	3	3	6	4	2	7	0	3	2	0
1	Ali Brigham	02:38	0-0	0-0	0-0	1	1	1	0	0	0	1	0	0	0
22	Alli Campbell	04:41	0-1	0-1	0-0	1	1	1	0	0	0	0	0	0	0
23	Tanyah Thompson	16:48	4-8	1-3	0-0	2	1	3	3	1	9	1	1	1	0
11	Anna Camden	08:14	0-2	0-0	0-0	0	0	0	1	2	0	1	0	0	0
Team			39-75	11-24	7-14	10	28	38	25	20	96	16	22	13	5
Totals															

Technical Fouls: NONE

Official Basketball Box Score - Final
Minnesota - 98
 12/03/22 Bryce Jordan Center, State College
 2022-23 Women's Basketball

Game Time: 7:30 PM
 Game Duration: 2:32
 Attendance: 2,852

Officials: Gina Cross, By Seales, Brad Maskey

Minnesota - 98		Record: 5-3 (1-0)										Shooting By Period			
NO.	Name	Min	FG	3P	FT	Rebounds	Fouls	TP	AS	TO	ST	Blocks	BS	BA	+/
			M/A	M/A	M/A	OR	DR	TOT	PF	FD					
4	Alanna Micheaux	F 23:54	3-8	0-0	2-2	1	1	2	5	2	8	0	1	0	0
24	Mallory Heyer	F 43:23	7-13	2-5	2-3	3	8	11	2	3	18	1	2	2	0
3	Amaya Battle	G 40:26	7-14	2-2	3-4	0	5	5	2	4	19	5	8	3	0
10	Mara Braun	G 45:44	7-13	1-4	11-11	0	4	4	1	8	26	6	7	3	0
23	Katie Borowicz	G 31:52	4-7	2-4	3-4	0	2	2	5	2	13	3	4	1	0
14	Isabelle Gradwell	17:57	2-7	1-5	1-2	0	1	1	2	6	0	1	2	0	0
5	Maggie Czinnano	21:37	0-3	0-1	4-4	0	3	3	1	2	4	0	0	0	1
21	MiCole Cayton	14:01	0-0	0-0	2-2	1	1	2	1	2	0	1	0	0	0
13	Destinee Oberg	11:06	1-1	0-0	0-0	0	0	0	1	2	0	1	0	0	0
Team			31-66	8-21	28-32	9	30	39	20	25	98	15	26	11	0
Totals															

Technical Fouls: NONE

	Penn	MINN
Biggest lead	10 (4 th 9:10)	8 (3 rd 9:10)
Best Scoring Run	12 (3 rd 2:35)	11 (3 rd 9:10)
Lead Changes	10	11
Times Tied	11	10
Time with Lead	29:07	14:51

Points from	Penn	MINN
Turnovers	20	21
Paint	46	40
Second Chance	5	15
Fast Breaks	22	21
Bench	16	14

Period by Period Scoring	1st	2nd	3rd	4th	OT1	OT2	TOT
Penn	14	14	27	21	10	10	96
MINN	16	15	15	30	10	12	98

GAME 10: NO. 4/3 INDIANA

Official Basketball Box Score - Final
Indiana at Penn St.
 12/08/22 Bryce Jordan Center, State College
 2022-23 Women's Basketball

Game Time: 7:00 PM
 Game Duration: 1:42
 Attendance: 1,621

Officials: Gina Cross, By Seales, Brad Maskey

Indiana - 67		Record: 10-0 (2-0)										Shooting By Period			
NO.	Name	Min	FG	3P	FT	Rebounds	Fouls	TP	AS	TO	ST	Blocks	BS	BA	+/
			M/A	M/A	M/A	OR	DR	TOT	PF	FD					
54	Mackenzie Holmes	F 34:36	8-12	0-0	2-3	0	10	10	3	4	18	1	2	1	0
12	Yarden Garzon	G 33:59	3-5	1-1	0-0	1	7	8	5	2	7	5	6	1	0
14	Sara Scalia	G 38:49	3-12	1-7	0-0	0	3	3	0	2	7	4	4	2	0
22	Chloe Moore-McNeil	G 38:54	3-4	1-2	4-4	0	3	3	1	3	11	7	1	1	0
33	Sydney Parrish	G 33:44	7-13	2-4	2-2	2	5	7	3	3	18	3	4	0	0
21	Hanna Saravik	G 12:17	2-3	0-1	0-0	0	0	0	0	0	4	0	0	0	0
52	Lily Meisler	05:24	1-2	0-0	0-0	0	0	0	1	0	2	0	0	0	0
1	Lexus Bargesser	02:17	0-0	0-0	0-0	0	0	0	0	0	0	0	0	0	0
Team			27-51	5-15	8-9	6	31	37	13	14	67	20	17	5	2
Totals															

Technical Fouls: NONE

Official Basketball Box Score - Final
Penn St. - 58
 12/08/22 Bryce Jordan Center, State College
 2022-23 Women's Basketball

Game Time: 7:00 PM
 Game Duration: 1:42
 Attendance: 1,621

Officials: Gina Cross, By Seales, Brad Maskey

Penn St. - 58		Record: 7-3 (0-2)										Shooting By Period			
NO.	Name	Min	FG	3P	FT	Rebounds	Fouls	TP	AS	TO	ST	Blocks	BS	BA	+/
			M/A	M/A	M/A	OR	DR	TOT	PF	FD					
24	Alexa Williamson	F 25:11	4-4	0-0	2-3	0	4	4	2	2	2	1	1	0	0
4	Shay Ciezki	G 34:15	3-11	0-4	0-1	1	1	2	2	2	16	1	4	1	0
5	Leliani Kapinus	G 34:16	5-13	1-5	4-4	3	5	8	3	2	15	3	2	1	0
20	Makenna Marisa	G 40:00	5-18	1-5	1-2	2	5	7	2	12	4	1	2	0	0
22	Alli Campbell	G 30:30	3-8	2-5	0-0	1	1	2	3	8	3	0	3	0	1
11	Anna Camden	07:26	0-3	0-3	0-0	1	0	1	0	1	0	0	0	0	0
23	Tanyah Thompson	01:04	0-0	0-0	0-0	0	0	0	0	0	0	0	0	0	0
10	Chanaya Pinto	17:33	3-5	0-0	1-2	1	0	1	1	2	7	1	1	1	0
33	Johnasia Cash	03:12	0-2	0-0	0-0	2	0	2	0	0	0	1	0	0	0
1	Ali Brigham	06:33	0-0	0-0	0-0	0	1	1	0	0	0	0	0	0	0
Team			23-64	4-22	8-12	12	19	31	14	13	58	14	11	8	0
Totals															

Technical Fouls: NONE

	IU	PSU
Biggest lead	15 (4 th 7:47)	5 (2 nd 4:48)
Best Scoring Run	9 (3 rd 1:45)	11 (2 nd 7:14)
Lead Changes	4	9
Times Tied	3	11
Time with Lead	24:49	11:45

Points from	IU	PSU
Turnovers	16	19
Paint	38	34
Second Chance	4	9
Fast Breaks	13	11
Bench	6	7

Period by Period Scoring	1st	2nd	3rd	4th	TOT
IU	16	10	22	19	67
PSU	15	14	11	18	58

GAME 11: WEST VIRGINIA

Official Basketball Box Score - Final
West Virginia at Penn St.
 12/11/22 Bryce Jordan Center, State College
 2022-23 Women's Basketball

Game Time: 4:00 PM
 Game Duration: 1:49
 Attendance: 2,218

Officials: Nykhesha Thompson, Mark Resch, Dawn Marsh

West Virginia - 57		Record: 7-2										Shooting By Period			
NO.	Name	Min	FG	3P	FT	Rebounds	Fouls	TP	AS	TO	ST	Blocks	BS	BA	+/
			M/A	M/A	M/A	OR	DR	TOT	PF	FD					
14	Kylee Blacksten	F 23:43	2-7	0-2	0-1	2	1	3	4	0	4	0	1	0	0
00	Jayla Hemingway	G 29:20	3-8	0-1	5-5	0	4	4	3	4	11	1	2	0	0
11	Ja'Nayia Quinley	G 33:02	4-10	1-4	0-2	1	3	4	4	1	18	3	0	0	0
30	Mackenzie Smith	G 40:00	4-11	2-7	2-2	2	2	4	2	12	8	2	1	0	0
32	Kyah Watson	G 25:57	2-8	1-5	1-2	0	7	5	2	6	0	3	1	0	1
4	Danni Nichols	20:34	2-4	1-2	1-1	1	2	3	6	2	2	1	1	0	0
21	Savvy Diggs	11:07	1-1	0-0	0-0	0	0	0	1	2	0	0	0	0	0
24	Tanyah Thompson	11:53	0-3	0-2	0-0	0	1	2	0	0	2	0	0	0	0
23	Isis Beh	07:17	0-0	0-0	0-0	0	1	1	0	0	0	0	0	0	0
Team			35	8	1	0	0	0	0	0	0	0	0	0	0
Totals			19-53	7-23	12-14	6	24	30	22	12	57	9	15	3	1

Technical Fouls: NONE

Official Basketball Box Score - Final
Penn St. - 69
 12/11/22 Bryce Jordan Center, State College
 2022-23 Women's Basketball

Game Time: 4:00 PM
 Game Duration: 1:49
 Attendance: 2,218

Officials: Timothy Bryant, Gerds Galing, Brandon Appel

Penn St. - 69		Record: 8-3										Shooting By Period			
NO.	Name	Min	FG	3P	FT	Rebounds	Fouls	TP	AS	TO	ST	Blocks	BS	BA	+/
			M/A	M/A	M/A	OR	DR	TOT	PF	FD					
10	Chanaya Pinto	F 24:33	2-4	1-1	1-2	3	4	7	0	2	6	1	0	2	0
24	Alexa Williamson	F 09:59	1-1	0-0	2-2	0	0	0	2	1	4	0	1	0	0
4	Shay Ciezki	G 35:10	5-9	4-7	0-0	1	1	2	1	14	4	3	0	0	0
5	Leliani Kapinus	G 26:48	5-10	0-2	5-5	0	7	4	6	15	0	4	3	2	0
20	Makenna Marisa	G 33:02	4-10	1-4	0-2	1	3	4	2	4	9	3	0	1	1
23	T														

GAME 21 | PENN STATE AT RUTGERS | JANUARY 26, 2023 | JERSEY MIKE'S ARENA

GAME 13: CORNELL

Official Basketball Box Score - Final													Game Time: 12:00 PM		Game Duration: 1:54		Attendance: 1,589		
Cornell at Penn St.													Record: 6-6		Officials: Frank Strerone, Tom Halstead, Kriste Watkins-Day				
2022-23 Women's Basketball													Cornell - 48		Shooting By Period				
NO.	Name	Min	FG	3P	FT	Rebounds	Fouls	TP	AS	TO	ST	Blocks	BS	BA	+/	1st FG%	2nd FG%	3rd FG%	4th FG%
21	Anna Hovis	F 24:40	1-3	0-0	0-0	0 4 4	1 0	2	4	2	1	0	0	0	-10	1st FG%	4-18	22.2%	
24	Summer Parker-Hall	F 19:55	1-5	0-0	2-2	1 4 5	4 4	4	1	2	2	0	1	-11	FT%	1-9	11.1%		
5	Ania McNicholas	G 28:40	5-16	3-10	0-0	2 1 3	4 4	13	1	8	4	0	1	-25	FT%	2-4	50%		
20	Kaya Ingram	G 25:01	1-6	0-1	2-2	0 1 1	2 2	4	1	5	2	0	0	-21	2nd FG%	3-11	27.3%		
22	Shannon Mulroy	G 30:22	2-6	1-4	0-2	0 1 1	3 2	5	4	3	1	0	0	-13	3rd FG%	1-5	20.0%		
12	Mia Beam	17:30	2-9	0-6	1-2	1 0 1	1 2	5	0	3	1	0	0	-30	FT%	0-0	0%		
31	Emily Pape	19:21	2-6	0-0	2-2	3 3 5	2 1	6	1	4	0	0	0	-37	3rd FG%	6-19	31.6%		
25	Lexi Green	06:58	1-1	0-0	0-0	0 0 0	0 0	2	0	0	0	0	0	-13	FT%	2-2	100%		
2	Val Garcia-Martinez	06:35	1-3	1-2	0-0	0 1 1	0 0	3	0	0	2	0	0	5	4th FG%	4-13	30.8%		
3	Vivienne Knee	12:25	1-6	1-3	1-2	1 2 3	1 1	4	1	2	0	1	-4	3PT%	1-4	25.0%			
13	Jada Davis	04:23	0-0	0-0	0-0	0 0 0	0 0	0	0	0	0	0	0	-4	FT%	4-6	66.7%		
4	Sarah Hathorn	02:05	0-0	0-0	0-0	0 0 0	0 0	0	1	0	0	0	0	4	GM FG%	17-61	27.9%		
11	Arianna Ilioxiakis	02:05	0-0	0-0	0-0	0 0 0	0 0	0	0	0	0	0	0	4	FT%	6-26	23.1%		
Team						7 1 8			48	14	28	15	0	3	31	8-12	66.7%		
Totals			17-61	6-26	8-12	14 19 33	18 17	48	14	28	15	0	3	31					

Official Basketball Box Score - Final													Game Time: 5:00 PM		Game Duration: 1:56		Attendance: 2,368		
Rutgers at Penn St.													Record: 6-9 (0-3)		Officials: Felicia Grinter, Maggie Tarnan, Kelsey Reynolds				
2022-23 Women's Basketball													Rutgers - 72		Shooting By Period				
NO.	Name	Min	FG	3P	FT	Rebounds	Fouls	TP	AS	TO	ST	Blocks	BS	BA	+/	1st FG%	2nd FG%	3rd FG%	4th FG%
20	Erica Lafayette	F 24:55	3-11	0-0	4-4	3 2 5	4 3	10	2	3	1	0	1	4	1st FG%	6-15	40.0%		
54	Chyna Cornwell	F 29:43	5-6	0-0	3-4	1 6 7	3 4	13	0	3	0	0	1	-17	3PT%	0-2	0.0%		
22	Kassandra Brown	C 29:09	5-10	1-1	2-4	0 8 8	3 3	13	4	3	2	2	1	-9	FT%	1-2	50%		
2	Kaylene Smikie	G 32:13	5-9	2-4	6-6	2 2 4	3 5	18	2	5	2	0	2	-16	2nd FG%	5-9	55.6%		
11	Awa Sidibe	G 37:02	3-7	0-1	1-1	0 6 6	2 1	7	5	6	0	0	0	-18	3PT%	3-4	75%		
24	Kali Carter	G 14:40	1-2	1-1	2-2	0 0 0	3 1	5	1	5	0	0	0	-18	FT%	4-5	80%		
31	Aby Sreeter	G 16:41	1-3	1-3	0-0	0 0 0	2 0	3	1	2	0	0	0	-10	3rd FG%	7-12	58.3%		
4	Antonia Bates	G 15:37	1-3	1-2	0-0	1 2 3	3 0	3	1	4	0	1	0	-6	FT%	3-4	75.0%		
Team						4 4 8			72	16	31	5	3	5	18	4th FG%	6-15	40.0%	
Totals			24-51	6-12	18-21	11 30 41	23 17	72	16	31	5	3	5	18					

Official Basketball Box Score - Final													Game Time: 1:00 PM		Game Duration: 1:45		Attendance: 3,237		
Penn St. at Michigan													Record: 9-4		Officials: Roy Gulbeyan, Angelica Sufren, Tom Halstead				
2022-23 Women's Basketball													Penn St. - 79		Shooting By Period				
NO.	Name	Min	FG	3P	FT	Rebounds	Fouls	TP	AS	TO	ST	Blocks	BS	BA	+/	1st FG%	2nd FG%	3rd FG%	4th FG%
10	Chanaya Pinto	F 23:07	3-4	0-0	2-2	3 3 6	1 2	8	7	2	5	0	0	34	1st FG%	7-12	58.3%		
1	Ali Brigham	C 18:36	4-6	0-0	1-2	3 4 7	2 2	9	1	3	1	1	0	20	3PT%	2-3	66.7%		
4	Shay Ciezki	G 18:45	4-6	2-4	0-0	0 1 1	3 1	10	4	1	1	0	0	20	FT%	5-6	83.3%		
5	Lellani Kapinus	G 22:02	5-9	0-1	3-4	1 4 5	1 3	13	1	6	0	0	0	7	2nd FG%	9-16	56.3%		
20	Makenna Marisa	G 26:49	3-10	1-3	5-6	0 1 1	2 3	12	3	2	2	1	0	32	3PT%	0-1	0.0%		
23	Taniyah Thompson	21:02	4-8	1-2	0-0	1 1 1	3 1	9	2	3	5	0	0	16	FT%	3-4	75%		
24	Alexa Williamson	12:52	1-4	0-0	0-0	1 2 3	1 0	2	0	0	0	0	0	10	3rd FG%	6-15	40.0%		
11	Anna Camden	21:04	2-4	2-3	0-0	2 2 2	0 0	6	2	1	1	0	0	17	FT%	1-5	20.0%		
33	Johansia Cash	13:46	0-2	0-0	2-2	1 9 10	3 3	2	0	4	0	1	0	7	3PT%	3-4	75%		
12	Kayla Thomas	07:05	1-2	0-0	0-0	1 0 1	1 0	2	1	0	0	0	0	-1	4th FG%	8-17	47.1%		
2	Aicha Dia	10:36	3-4	0-0	0-0	1 1 0	3 6	0	0	0	0	0	0	4	FT%	3-4	75.0%		
0	Ivane Tensale	04:16	0-1	0-0	0-0	0 0 0	0 0	0	0	0	0	0	0	-11	GM FG%	30-60	50.0%		
Team						1 2 3			79	21	25	16	3	0	31	3PT%	6-13	46.2%	
Totals			30-60	6-13	13-16	11 30 41	17 18	79	21	25	16	3	0	31					

Official Basketball Box Score - Final													Game Time: 5:00 PM		Game Duration: 1:52		Attendance: 2,367		
Rutgers at Penn St.													Record: 10-4 (1-2)		Officials: Felicia Grinter, Maggie Tarnan, Kelsey Reynolds				
2022-23 Women's Basketball													Rutgers - 72		Shooting By Period				
NO.	Name	Min	FG	3P	FT	Rebounds	Fouls	TP	AS	TO	ST	Blocks	BS	BA	+/	1st FG%	2nd FG%	3rd FG%	4th FG%
10	Chanaya Pinto	F 23:03	4-6	0-1	0-0	0 2 2	2 1	8	3	0	2	0	0	3	1st FG%	13-26	50.0%		
1	Ali Brigham	C 13:01	1-1	0-0	3-4	2 0 2	1 2	5	0	0	0	0	0	-1	3PT%	6-10	60.0%		
4	Shay Ciezki	G 24:57	2-7	0-2	3-4	2 3 5	3 3	7	1	2	3	0	0	7	FT%	1-1	100%		
5	Lellani Kapinus	G 28:55	5-14	1-5	3-4	2 2 4	2 3	14	5	2	6	1	0	7	2nd FG%	6-16	37.5%		
20	Makenna Marisa	G 33:38	11-22	4-9	6-7	1 4 5	1 6	32	3	2	1	1	0	21	FT%	6-8	75%		
23	Taniyah Thompson	24:34	4-9	1-2	2-3	1 0 1	0 3	11	0	1	1	0	0	17	3rd FG%	7-17	41.2%		
24	Alexa Williamson	11:47	0-4	0-0	0-0	2 0 2	2 1	0	0	0	0	0	1	12	3PT%	0-5	0.0%		
11	Anna Camden	16:57	3-4	2-3	0-0	0 0 0	0 0	8	1	0	2	1	0	18	FT%	5-7	71.4%		
33	Johansia Cash	10:52	0-3	0-0	0-0	0 2 2	1 1	0	2	0	2	1	0	7	4th FG%	4-11	36.4%		
2	Aicha Dia	05:11	0-0	0-0	1-2	0 0 0	1 1	1	0	0	0	0	0	1	3PT%	0-2	0.0%		
0	Ivane Tensale	03:55	0-0	0-0	2-2	0 0 0	1 1	0	0	0	0	0	0	-2	FT%	10-12	83.3%		
12	Kayla Thomas	03:10	0-0	0-0	2-2	0 1 1	2 1	2	0	0	0	0	0	0	0	GM FG%	30-70	42.9%	
Team						2 2 4			72	19	17	5	3	18	3PT%	8-22	36.4%		
Totals			30-70	8-22	22-28	12 17 29	17 23	90	19	17	5	3	18			FT%	22-28	78.6%	

GAME 15: AT NO. 14/19 MICHIGAN

Official Basketball Box Score - 1st Period													Game Time: 1:00 PM		Game Duration: 1:45		Attendance: 3,237		
Penn St. at Michigan													Record: 11-4 (2-3)		Officials: Michael McConnell, Natasha Camy, Nykesha Thompson				
2022-23 Women's Basketball													Purdue - 60		Shooting By Period				
NO.	Name	Min	FG	3P	FT	Rebounds	Fouls	TP	AS	TO	ST	Blocks	BS	BA	+/	1st FG%	2nd FG%	3rd FG%	4th FG%
10	Chanaya Pinto	F 02:17	1-1	0-0	0-0	0 1 1	2 1	2	0	0	0	0	0	8	1st FG%	9-17	52.9%		
11	Ali Brigham	C 04:23	1-1	0-0	0-0	0 0 0	1 0	2	0	0	0	0	0	6	3PT%	0-1	0%		
4	Shay Ciezki	G 09:11	3-4	2-2	0-1	0 0 0	0 0	3	8	1	0	0	0	3	GM FG%	9-17	52.9%		
5	Lellani Kapinus	G 04:04	1-2	0-0	0-0	0 0 0	2 0	2	1	1	0	0	0	-1	3PT%	3-7	42.9%		
20	Makenna Marisa	G 10:00	1-4	0-3	0-0	1 2 3	0 0	2	2	0	1	1	0	3	FT%	0-1	0.0%		
23	Taniyah Thompson	07:43	1-3	1-1	0-0	1 1 0	1 0	3	0	0	0	0	0	-5	Dead Ball Rebounds: 0				
11	Anna Camden	06:45	0-1	0-1	0-0	0 0 0	0 0	0	1	0	1	0	0	4					
24	Alexa Williamson	05:37	1-1	0-0	0-0	0 0 0	0 0	2	0	1	0	0	0	-3					
Team						0 2 2			0	0	0	0	0	0					
Totals			9-17	3-7	0-1	1 6 7	5 4	21	7	2	3	1	0	3					

GAME 21 | PENN STATE AT RUTGERS | JANUARY 26, 2023 | JERSEY MIKE'S ARENA

GAME 17: AT NEBRASKA



Official Basketball Box Score - Final
Penn St. at Nebraska
01/17/23 Pinnacle Bank Arena, Lincoln
2022-23 Women's Basketball

Game Time: 7:01 PM
Game Duration: 1:43
Attendance: 3,062

Officials: Felicia Grinter, Angelica Sullivan, Missy Brooks

Penn St. - 51		Record: 11-6 (2-4)										Shooting By Period													
NO.	Name	Min	FG	3P	FT	Rebounds	Fouls	TP	AS	TO	ST	Blocks	+/	1st	2nd	3rd	4th	TOT	1st	2nd	3rd	4th	TOT		
			M-A	M-A	M-A	OR	DR	FF	PF	FD	BA	BA	+	FG%	3P%	FT%	FT%	FT%	FG%	3P%	FT%	FT%	FT%	FT%	
10	Chanayza Pinto	F	26:25	0-3	0-2	3-4	2	3	5	3	2	3	6	0	0	0	0	24	1st	FG%	4-16	25.0%			
24	Alexa Williamson	F	15:01	2-5	0-0	1-2	2	2	4	1	1	5	1	0	1	1	4		3PT%	0-5	0.0%				
4	Shay Ciezki	G	27:04	4-9	2-4	0-0	1-2	2	2	4	1	1	1	1	0	1	1	4	FT%	2-2	100%				
5	Lelani Kapinus	G	22:35	1-10	0-1	1-2	2	3	5	3	1	3	0	3	1	1	1	27	2nd	FG%	6-15	40.0%			
20	Makenna Marisa	G	31:46	5-19	1-8	3-4	0	1	1	0	2	14	3	4	3	0	2	35	3PT%	3-4	75%				
33	Johnasia Cash	07:20	0-2	0-0	0-0	1	2	3	3	0	0	2	0	0	0	0	0	-14	3rd	FG%	3-14	21.4%			
11	Anna Camden	11:49	1-2	1-2	0-0	0	1	1	0	3	1	0	1	0	0	0	0	-6	4th	FG%	0-1	0.0%			
23	Taniyah Thompson	23:32	4-9	1-3	1-2	1	1	2	2	3	10	0	1	1	0	1	0	-18	FT%	4-8	50%				
1	Ali Brigham	10:29	0-1	0-0	0-0	1	0	1	0	0	0	0	0	0	0	0	1	-14	GM	FG%	18-23	28.6%			
2	Aicha Dia	10:23	0-1	0-0	0-0	2	2	4	0	1	0	1	0	2	1	0	0	13	3PT%	2-9	22.2%				
0	Ivane Tensale	06:48	0-1	0-1	0-0	0	1	1	0	0	0	0	0	0	0	0	0	5	FT%	1-2	50%				
12	Kayla Thomas	06:48	1-1	0-0	1-2	0	1	1	0	0	3	0	1	0	0	0	0	5	GM	FG%	5-23	21.7%			
Team						3	1	4	0	0	0	0	0	0	0	0	0	5	FT%	10-16	62.5%				
Totals			18-63	5-21	10-16	14	19	33	15	11	9	19	15	4	6	29									

Technical Fouls: NONE

Dead Ball Rebounds: 3, 0

Nebraska - 80		Record: 11-6 (3-3)										Shooting By Period												
NO.	Name	Min	FG	3P	FT	Rebounds	Fouls	TP	AS	TO	ST	Blocks	+/	1st	2nd	3rd	4th	TOT	1st	2nd	3rd	4th	TOT	
			M-A	M-A	M-A	OR	DR	FF	PF	FD	BA	BA	+	FG%	3P%	FT%	FT%	FT%	FG%	3P%	FT%	FT%	FT%	FT%
34	Isabelle Bourne	F	28:40	4-9	2-6	0-0	3	1	4	0	0	10	1	0	0	0	0	26	1st	FG%	8-22	36.4%		
40	Alexis Markowski	C	26:01	4-8	0-2	3-4	6	9	15	2	6	11	2	1	2	1	0	15	3PT%	1-4	28.6%			
1	Jaz Shelley	G	33:23	4-9	2-3	0-0	2	7	9	1	0	10	10	6	3	2	0	31	FT%	1-1	100%			
4	Sam Haby	G	25:48	2-10	0-2	3-3	0	6	6	0	4	7	4	2	2	2	1	19	2nd	FG%	8-16	50.0%		
42	Maddie Krull	G	26:08	5-10	3-5	1-1	0	2	2	4	2	14	1	3	2	0	0	18	3PT%	4-6	66.7%			
15	Kendall Moriarty	14:27	1-4	1-3	0-0	1	1	2	1	1	3	2	2	2	0	2	4		FT%	0-0	0%			
21	Annika Stewart	09:48	2-3	1-1	0-0	0	1	1	0	0	5	2	2	0	2	0	11	3rd	FG%	5-13	38.5%			
14	Callin Hake	18:18	6-9	4-6	0-0	0	1	1	1	1	16	1	2	1	0	0	25	3PT%	2-3	66.7%				
32	Kendall Coley	05:45	0-0	0-0	0-0	0	2	2	1	0	0	1	1	0	0	0	5	FT%	5-6	83.3%				
44	Maggie Mendelson	11:42	2-5	0-0	0-0	0	2	3	1	1	4	1	1	0	0	1	9	4th	FG%	9-16	56.3%			
Team						6	1	7	0	0	1								3PT%	3-5	60.0%			
Totals			30-67	13-28	7-8	18	34	52	11	15	80	24	22	11	6	4	29		GM	FG%	30-67	44.8%		

Technical Fouls: NONE

Dead Ball Rebounds: 1, 0

	PEN	NEB	Points from Turnovers	PEN	NEB	Period by Period Scoring	
			1st	2nd	3rd	4th	TOT
Biggest lead	2 (1st 9:14)	34 (4th 6:48)					
Best Scoring Run	11 (2nd 0:21)	14 (4th 6:48)	Paint	22	34		
Lead Changes	3	3	Second Chance	7	11		
Times Tied	1	1	Fast Breaks	9	6		
Time with Lead	03:07	36:07	Bench	16	28		

GAME 18: AT NO. 12/9 IOWA



Official Basketball Box Score - Final
Penn St. at Iowa
01/14/23 Carver-Hawkeye Arena, Iowa City
2022-23 Women's Basketball

Game Time: 11:30 AM
Game Duration: 1:54
Attendance: 12,438

Officials: Nykesha Thompson, Bryan Entinera, Lauren Nieniera

Penn St. - 67		Record: 11-7 (2-5)										Shooting By Period												
NO.	Name	Min	FG	3P	FT	Rebounds	Fouls	TP	AS	TO	ST	Blocks	+/	1st	2nd	3rd	4th	TOT	1st	2nd	3rd	4th	TOT	
			M-A	M-A	M-A	OR	DR	FF	PF	FD	BA	BA	+	FG%	3P%	FT%	FT%	FT%	FG%	3P%	FT%	FT%	FT%	FT%
10	Chanayza Pinto	F	18:22	0-2	0-1	0-0	2	2	4	4	2	0	0	0	0	0	0	-13	1st	FG%	6-16	37.5%		
24	Alexa Williamson	F	11:34	2-2	0-0	0-0	0	0	0	1	0	4	0	0	0	0	0	-11	3PT%	2-2	100%			
4	Shay Ciezki	G	37:32	7-17	2-8	4-4	1	6	7	4	3	20	3	3	3	0	0	-38	2nd	FG%	5-13	38.5%		
5	Lelani Kapinus	G	32:25	4-10	0-3	0-12	1	4	5	2	8	16	1	6	4	2	0	-42	3PT%	0-7	0.0%			
20	Makenna Marisa	G	33:02	2-13	0-4	1-2	0	4	4	1	1	5	1	2	1	0	0	-45	FT%	4-6	66.7%			
11	Anna Camden	19:53	0-2	0-0	2-2	0	2	2	4	1	2	1	3	1	2	0	0	-28	3rd	FG%	3-12	25.0%		
33	Johnasia Cash	07:14	1-2	0-0	2-2	1	1	2	4	1	4	0	0	0	0	0	0	-10	4th	FG%	9-10	90%		
23	Taniyah Thompson	19:30	5-9	0-1	3-3	3	0	3	3	2	13	1	1	1	0	0	-17	3PT%	1-4	25.0%				
1	Ali Brigham	07:05	0-0	0-0	0-0	0	0	0	0	0	0	0	0	0	0	0	0	-5	FT%	1-4	25.0%			
2	Aicha Dia	06:51	1-1	1-1	0-0	0	0	0	0	0	0	0	0	0	0	0	2	4th	FG%	8-19	42.1%			
12	Kayla Thomas	03:42	0-1	0-0	0-0	1	2	0	0	0	0	0	0	0	0	0	1	1	3PT%	1-4	25.0%			
0	Ivane Tensale	02:50	0-1	0-1	0-0	0	0	0	0	0	0	0	0	0	0	0	0	1	FT%	5-7	71.4%			
Team						2	0	2	0	0	0	0	0	0	0	0	0	0		GM	FG%	22-60	36.7%	
Totals			22-60	3-21	20-25	11	20	31	30	18	67	8	20	10	4	1	41		3PT%	3-21	14.3%			

Technical Fouls: NONE

Dead Ball Rebounds: 1, 1

Iowa - 108		Record: 14-4 (6-1)										Shooting By Period												
NO.	Name	Min	FG	3P	FT	Rebounds	Fouls	TP	AS	TO	ST	Blocks	+/	1st	2nd	3rd	4th	TOT	1st	2nd	3rd	4th	TOT	
			M-A	M-A	M-A	OR	DR	FF	PF	FD	BA	BA	+	FG%	3P%	FT%	FT%	FT%	FG%	3P%	FT%	FT%	FT%	FT%
14	McKenna Warnock	F	29:44	5-8	2-3	4-6	3	7	10	3	4	16	3	3	1	0	0	40	1st	FG%	15-20	75.0%		
25	Monika Czianzo	C	22:35	7-11	0-0	6-6	2	3	5	2	6	20	2	0	1	0	0	25	3PT%	3-6	50.0%			
20	Kate Martin	G	17:27	0-1	0-1	0-0	0	0	3	3	1	0	0	0	0	0	0	30	FT%	1-1	100%			
22	Callin Clark	G	28:01	9-15	3-7	6-6	1	6	7	3	6	27	10	1	1	0	0	40	2nd	FG%	6-14	42.9%		
24	Gabbie Marshall	G	22:32	1-4	1-3	0-0	1	2	0	1	3	3	1	3	0	1	29	3PT%	2-7	28.6%				
1	Molly Davis	18:14	0-1	0-1	5-6	0	2	2	0	4	5	3	1	0	0	0	18	3rd	FG%	9-10	90%			
45	Hannah Stueke	07:15	4-5	0-0	3-6	2	1	3	4	5	11	0	0	1	0	0	13	4th	FG%	8-16	50.0%			
3	Sydney Altforter	14:00	5-6	2-2																				



**2022-23 Penn St. Women's Basketball
Combined Team Statistics
All games**

Game Records

Record	Overall	Home	Away	Neutral
ALL GAMES	12-8	10-3	0-5	2-0
CONFERENCE	3-6	3-2	0-4	0-0
NON-CONFERENCE	9-2	7-1	0-1	2-0

Score by Periods

Team	1st	2nd	3rd	4th	OT	TOT
Penn St.	336	339	376	393	26	1470
Opponents	324	310	344	364	32	1374

Team Box Score

No.	Player				Total		3-Point		F-Throw		Rebounds											
		GP-GS	MIN	AVG	FG-FGA	FG%	3FG-3FGA	3FG%	FT-FTA	FT%	OFF	DEF	TOT	AVG	PF	DQ	A	TO	BLK	STL	PTS	AVG
20	MARISA, Makenna	20-20	700:57	35.0	128-316	.405	41-107	.383	61-80	.763	20	65	85	4.3	32	0	85	59	6	43	358	17.9
4	CIEZKI, Shay	20-19	607:28	30.4	84-196	.429	40-98	.408	20-26	.769	12	32	44	2.2	50	1	59	46	1	29	228	11.4
5	KAPINUS, Leilani	20-20	551:57	27.6	82-178	.461	8-36	.222	53-76	.697	31	89	120	6.0	57	4	51	68	18	68	225	11.3
23	THOMPSON, Taniyah	20-1	385:54	19.3	66-139	.475	15-36	.417	22-29	.759	12	25	37	1.9	29	0	10	23	0	21	169	8.5
24	WILLIAMSON, Alexa	20-15	370:25	18.5	51-107	.477	0-0	.000	20-33	.606	31	41	72	3.6	40	0	13	24	5	14	122	6.1
10	PINTO, Chanaya	19-13	402:55	21.2	38-81	.469	4-22	.182	26-40	.650	34	45	79	4.2	41	1	29	35	1	26	106	5.6
22	CAMPBELL, Alli	10-1	171:14	17.1	16-40	.400	7-20	.350	0-0	.000	4	13	17	1.7	11	0	15	11	0	16	39	3.9
33	CASH, Johnasia	20-3	248:58	12.4	26-66	.394	0-0	.000	19-32	.594	29	59	88	4.4	41	0	14	28	12	16	71	3.6
1	BRIGHAM, Ali	20-3	202:16	10.1	29-46	.630	0-1	.000	12-16	.750	21	26	47	2.4	27	0	19	21	4	5	70	3.5
11	CAMDEN, Anna	20-5	302:53	15.1	17-61	.279	14-48	.292	4-6	.667	4	17	21	1.1	21	0	16	16	6	14	52	2.6
2	DIA, Aicha	12-0	62:29	5.2	6-10	.600	1-2	.500	1-2	.500	3	6	9	0.8	5	0	2	5	1	4	14	1.2
12	THOMAS, Kayla	9-0	35:13	3.9	2-5	.400	0-0	.000	5-6	.833	4	4	8	0.9	7	0	1	4	1	0	9	1.0
0	TENSAIE, Ivane	8-0	29:45	3.7	2-8	.250	1-4	.250	2-2	1.000	0	2	2	0.3	0	0	0	0	0	0	7	0.9
Team											40	45	85					11				
Total		20	4072		547-1253	.437	131-374	.350	245-348	.704	245	469	714	35.7	361	6	314	351	55	256	1470	73.5
Opponents		20	4075		490-1144	.428	141-429	.329	253-330	.767	211	507	718	35.9	347	10	322	435	43	163	1374	68.7

Team Statistics

	PSU	OPP
Scoring	1470	1374
Points per game	73.5	68.7
Scoring margin	+4.8	-
Field goals-att	547-1253	490-1144
Field goal pct	.437	.428
3 point fg-att	131-374	141-429
3-point FG pct	.350	.329
3-pt FG made per game	6.6	7.1
Free throws-att	245-348	253-330
Free throw pct	.704	.767
F-Throws made per game	12.3	12.7
Rebounds	714	718
Rebounds per game	35.7	35.9
Rebounding margin	-0.2	-
Assists	314	322
Assists per game	15.7	16.1
Turnovers	351	435
Turnovers per game	17.6	21.8
Turnover margin	+4.2	-
Assist/turnover ratio	0.9	0.7
Steals	256	163
Steals per game	12.8	8.2
Blocks	55	43
Blocks per game	2.8	2.2
Winning streak	1	-
Home win streak	1	-
Attendance	24789	24040
Home games-Avg/Game	13-1907	5-4808
Neutral site-Avg/Game	-	2-248

Team Results

Date	Opponent		Score	Att.
11/09/2022	Norfolk St.	W	67-61	1777
11/11/2022	Fairfield	W	77-49	1959
11/15/2022	Youngstown St.	W	77-63	1541
11/18/2022	Bryant	W	96-33	1565
11/21/2022	Syracuse	W	82-69	1650
11/25/2022	vs Toledo	W	60-59	350
11/26/2022	vs Fresno St.	W	68-49	145
11/30/2022	Virginia	L	68-89	1823
12/03/2022	at Minnesota	Lot2	96-98	2852
12/08/2022	Indiana	L	58-67	1621
12/11/2022	West Virginia	W	69-57	2218
12/18/2022	at Drexel	Lot	82-86	989
12/21/2022	Cornell	W	79-48	1589
12/30/2022	Rutgers	W	90-72	2368
01/03/2023	at Michigan	L	72-82	3237
01/07/2023	Purdue	W	70-60	2367
01/11/2023	at Nebraska	L	51-80	4526
01/14/2023	at Iowa	L	67-108	12436
01/18/2023	Minnesota	L	67-75	2001
01/22/2023	Wisconsin	W	74-69	2310



**2022-23 Penn St. Women's Basketball
Season Schedule/Results & Leaders
All games**

Game Records

Record	Overall	Home	Away	Neutral
ALL GAMES	12-8	10-3	0-5	2-0
CONFERENCE	3-6	3-2	0-4	0-0
NON-CONFERENCE	9-2	7-1	0-1	2-0

Team Results

Date	Opponent		Score	Att.	High Points	High Rebounds
11/09/2022	Norfolk St.	W	67-61	1777	(24) MARISA, Makenna	(11) MARISA, Makenna
11/11/2022	Fairfield	W	77-49	1959	(16) WILLIAMSON, Alexa	(8) KAPINUS, Leilani
11/15/2022	Youngstown St.	W	77-63	1541	(21) MARISA, Makenna (21) KAPINUS, Leilani	(9) KAPINUS, Leilani
11/18/2022	Bryant	W	96-33	1565	(20) WILLIAMSON, Alexa	(11) CASH, Johnasia
11/21/2022	Syracuse	W	82-69	1650	(22) MARISA, Makenna	(12) CASH, Johnasia
11/25/2022	vs Toledo	W	60-59	350	(16) CIEZKI, Shay	(10) CASH, Johnasia
11/26/2022	vs Fresno St.	W	68-49	145	(15) WILLIAMSON, Alexa	(5) CASH, Johnasia
11/30/2022	Virginia	L	68-89	1823	(16) MARISA, Makenna	(7) CASH, Johnasia
12/03/2022	at Minnesota	Lot2	96-98	2852	(34) MARISA, Makenna	(8) PINTO, Chanaya
12/08/2022	Indiana	L	58-67	1621	(15) KAPINUS, Leilani	(8) KAPINUS, Leilani
12/11/2022	West Virginia	W	69-57	2218	(15) KAPINUS, Leilani	(8) PINTO, Chanaya
12/18/2022	at Drexel	Lot	82-86	989	(28) MARISA, Makenna	(7) WILLIAMSON, Alexa (7) PINTO, Chanaya
12/21/2022	Cornell	W	79-48	1589	(13) KAPINUS, Leilani	(10) CASH, Johnasia
12/30/2022	Rutgers	W	90-72	2368	(32) MARISA, Makenna	(5) MARISA, Makenna (5) CIEZKI, Shay
01/03/2023	at Michigan	L	72-82	3237	(21) CIEZKI, Shay	(6) MARISA, Makenna (6) BRIGHAM, Ali
01/07/2023	Purdue	W	70-60	2367	(24) MARISA, Makenna	(12) KAPINUS, Leilani
01/11/2023	at Nebraska	L	51-80	4526	(14) MARISA, Makenna	(5) KAPINUS, Leilani (5) PINTO, Chanaya
01/14/2023	at Iowa	L	67-108	12436	(20) CIEZKI, Shay	(7) CIEZKI, Shay
01/18/2023	Minnesota	L	67-75	2001	(25) MARISA, Makenna	(13) WILLIAMSON, Alexa
01/22/2023	Wisconsin	W	74-69	2310	(27) THOMPSON, Taniyah	(7) WILLIAMSON, Alexa

Attendance Summary

	Games	Attend	Avg/Game
Home	13	24789	1907
Away	5	24040	4808
Neutral	2	495	248
Total	20	49324	2466



**2022-23 Penn St. Women's Basketball
Team Overall Conference
All games**

Summary

Player	Overall Statistics										Conference Statistics									
	GP-GS	MIN/G	FG%	3FG%	FT%	R/G	A/G	STL	BLK	PTS/G	GP-GS	MIN/G	FG%	3FG%	FT%	R/G	A/G	STL	BLK	PTS/G
MARISA, Makenna	20-20	35.0	.405	.383	.763	4.3	4.3	43	6	17.9	9-9	38.1	.366	.344	.773	4.2	4.2	22	4	19.4
CIEZKI, Shay	20-19	30.4	.429	.408	.769	2.2	3.0	29	1	11.4	9-9	34.8	.422	.400	.700	2.6	2.9	17	1	12.3
KAPINUS, Leilani	20-20	27.6	.461	.222	.697	6.0	2.6	68	18	11.3	9-9	30.1	.427	.238	.590	5.9	2.6	35	9	12.2
THOMPSON, Taniyah	20-1	19.3	.475	.417	.759	1.9	0.5	21	0	8.5	9-0	20.1	.523	.500	.813	1.8	0.3	9	0	10.1
WILLIAMSON, Alexa	20-15	18.5	.477	.000	.606	3.6	0.7	14	5	6.1	9-6	19.2	.405	.000	.636	4.3	0.7	5	5	4.1
PINTO, Chanaya	19-13	21.2	.469	.182	.650	4.2	1.5	26	1	5.6	9-8	23.8	.439	.000	.643	3.2	1.4	13	0	5.0
CAMPBELL, Alli	10-1	17.1	.400	.350	.000	1.7	1.5	16	0	3.9	2-1	17.6	.333	.333	.000	1.5	1.5	3	0	4.0
CASH, Johnasia	20-3	12.4	.394	.000	.594	4.4	0.7	16	12	3.6	9-1	7.0	.250	.000	.714	2.2	0.4	4	4	1.7
BRIGHAM, Ali	20-3	10.1	.630	.000	.750	2.4	1.0	5	4	3.5	9-2	9.0	.667	.000	.750	1.4	0.8	1	1	2.1
CAMDEN, Anna	20-5	15.1	.279	.292	.667	1.1	0.8	14	6	2.6	9-0	12.9	.308	.316	1.000	0.7	0.6	7	3	2.7
DIA, Aicha	12-0	5.2	.600	.500	.500	0.8	0.2	4	1	1.2	6-0	5.2	.500	1.000	.500	0.8	0.2	2	1	0.7
THOMAS, Kayla	9-0	3.9	.400	.000	.833	0.9	0.1	0	1	1.0	4-0	3.8	.500	.000	1.000	1.3	0.0	0	0	1.0
TENSAIE, Ivane	8-0	3.7	.250	.250	1.000	0.3	0.0	0	0	0.9	3-0	4.5	.000	.000	1.000	0.7	0.0	0	0	0.7
Totals	20		.437	.350	.704	35.7	15.7	256	55	73.5	9		.410	.339	.706	31.9	14.3	118	28	71.7
Opponent	20		.428	.329	.767	35.9	16.1	163	43	68.7	9		.478	.393	.832	40.9	18.4	67	26	79.0

Scoring

Player	Overall Statistics								Conference Statistics							
	FG-FGA	FG%	3FG-3FGA	3FG%	FT-FTA	FT%	PTS	PTS/G	FG-FGA	FG%	3FG-3FGA	3FG%	FT-FTA	FT%	PTS	PTS/G
MARISA, Makenna	128-316	.405	41-107	.383	61-80	.763	358	17.9	60-164	.366	21-61	.344	34-44	.773	175	19.4
CIEZKI, Shay	84-196	.429	40-98	.408	20-26	.769	228	11.4	43-102	.422	18-45	.400	7-10	.700	111	12.3
KAPINUS, Leilani	82-178	.461	8-36	.222	53-76	.697	225	11.3	41-96	.427	5-21	.238	23-39	.590	110	12.2
THOMPSON, Taniyah	66-139	.475	15-36	.417	22-29	.759	169	8.5	34-65	.523	10-20	.500	13-16	.813	91	10.1
WILLIAMSON, Alexa	51-107	.477	0-0	.000	20-33	.606	122	6.1	15-37	.405	0-0	.000	7-11	.636	37	4.1
PINTO, Chanaya	38-81	.469	4-22	.182	26-40	.650	106	5.6	18-41	.439	0-11	.000	9-14	.643	45	5.0
CAMPBELL, Alli	16-40	.400	7-20	.350	0-0	.000	39	3.9	3-9	.333	2-6	.333	0-0	.000	8	4.0
CASH, Johnasia	26-66	.394	0-0	.000	19-32	.594	71	3.6	5-20	.250	0-0	.000	5-7	.714	15	1.7
BRIGHAM, Ali	29-46	.630	0-1	.000	12-16	.750	70	3.5	8-12	.667	0-0	.000	3-4	.750	19	2.1
CAMDEN, Anna	17-61	.279	14-48	.292	4-6	.667	52	2.6	8-26	.308	6-19	.316	2-2	1.000	24	2.7
DIA, Aicha	6-10	.600	1-2	.500	1-2	.500	14	1.2	1-2	.500	1-1	1.000	1-2	.500	4	0.7
THOMAS, Kayla	2-5	.400	0-0	.000	5-6	.833	9	1.0	1-2	.500	0-0	.000	2-2	1.000	4	1.0
TENSAIE, Ivane	2-8	.250	1-4	.250	2-2	1.000	7	0.9	0-2	.000	0-2	.000	2-2	1.000	2	0.7
Totals	547-1253	.437	131-374	.350	245-348	.704	1470	73.5	237-578	.410	63-186	.339	108-153	.706	645	71.7
Opponent	490-1144	.428	141-429	.329	253-330	.767	1374	68.7	252-527	.478	68-173	.393	139-167	.832	711	79.0

GAME 21 | PENN STATE AT RUTGERS | JANUARY 26, 2023 | JERSEY MIKE'S ARENA

Totals

Player	Overall Statistics									Conference Statistics								
	O-REB	D-REB	TOTAL	PF	FO	A	TO	A/TO	HI PTS	O-REB	D-REB	TOTAL	PF	FO	A	TO	A/TO	HI PTS
MARISA, Makenna	20	65	85	32	0	85	59	1.4	34	7	31	38	12	0	38	24	1.6	34
CIEZKI, Shay	12	32	44	50	1	59	46	1.3	21	6	17	23	27	1	26	26	1.0	21
KAPINUS, Leilani	31	89	120	57	4	51	68	0.8	21	16	37	53	28	2	23	27	0.9	18
THOMPSON, Taniyah	12	25	37	29	0	10	23	0.4	27	8	8	16	13	0	3	8	0.4	27
WILLIAMSON, Alexa	31	41	72	40	0	13	24	0.5	20	16	23	39	16	0	6	12	0.5	10
PINTO, Chanaya	34	45	79	41	1	29	35	0.8	13	11	18	29	25	0	13	19	0.7	11
CAMPBELL, Alli	4	13	17	11	0	15	11	1.4	13	1	2	3	2	0	3	0	3.0	8
CASH, Johnasia	29	59	88	41	0	14	28	0.5	9	6	14	20	18	0	4	10	0.4	4
BRIGHAM, Ali	21	26	47	27	0	19	21	0.9	11	7	6	13	13	0	7	9	0.8	6
CAMDEN, Anna	4	17	21	21	0	16	16	1.0	8	1	5	6	11	0	5	4	1.3	8
DIA, Aicha	3	6	9	5	0	2	5	0.4	6	2	3	5	4	0	1	1	1.0	3
THOMAS, Kayla	4	4	8	7	0	1	4	0.3	3	2	3	5	2	0	0	1	0.0	2
TENSAIE, Ivane	0	2	2	0	0	0	0	0.0	3	0	2	2	0	0	0	0	0.0	2
Totals	245	469	714	361	6	314	351	0.9	96	103	184	287	171	3	129	147	0.9	96
Opponent	211	507	718	347	10	322	435	0.7	108	104	264	368	144	3	166	194	0.9	108



GAME 21 | PENN STATE AT RUTGERS | JANUARY 26, 2023 | JERSEY MIKE'S ARENA

NCAA Statistics

Penn St. - 2022-23 Women's Basketball Ranking Summary thru games 01/24/2023

Statistic	National Conference		Value National Leader		Value Conference Leader		Value
	Rank	Rank	Value	Leader	Value	Leader	
Assist/Turnover Ratio (350 ranked)	124	11	0.89	Colorado St.	1.83	Iowa	1.47
Assists Per Game (350 ranked)	51	10	15.7	UConn	21.1	Iowa	20.4
Blocks Per Game (350 ranked)	204	12	2.8	South Carolina	9.8	Rutgers	4.7
Field Goal Percentage (350 ranked)	69	7	43.7	UConn	52.3	Indiana	50.3
Field Goal Percentage Defense (350 ranked)	296	14	42.8	South Carolina	28.7	Nebraska	37.5
Fouls Per Game (350 ranked)	254	12	18.0	Murray St.	11.8	Iowa	15.4
Free Throw Attempts Per Game (350 ranked)	145	10	17.40	LSU	25.60	Michigan St.	22.15
Free Throw Percentage (350 ranked)	171	10	70.4	Gonzaga	80.7	Michigan	78.6
Free Throws Made Per Game (350 ranked)	154	11	12.25	Western Ill.	18.75	Iowa	16.50
Rebound Margin (350 ranked)	203	10	-0.2	South Carolina	22.6	Illinois	8.8
Rebounds (Defensive) Per Game (350 ranked)	272	14	23.4	Drake	33.5	Iowa	31.0
Rebounds (Offensive) Per Game (350 ranked)	123	6	12.2	Troy	21.5	Michigan St.	14.8
Rebounds Per Game (349 ranked)	224	13	35.70	South Carolina	51.10	Minnesota	43.15
Scoring Defense (350 ranked)	278	8	68.7	South Carolina	45.7	Indiana	59.8
Scoring Margin (349 ranked)	132	10	4.8	South Carolina	37.2	Indiana	21.9
Scoring Offense (350 ranked)	55	9	73.5	LSU	88.2	Iowa	87.6
Steals Per Game (350 ranked)	6	2	12.8	Niagara	15.3	Ohio St.	13.3
Three Point Attempts Per Game (350 ranked)	177	11	18.7	FGCU	30.4	Nebraska	25.3
Three Point Percentage (350 ranked)	48	6	35.0	Gonzaga	41.2	Illinois	40.3
Three Point Percentage Defense (350 ranked)	286	12	32.9	South Carolina	22.1	Ohio St.	26.3
Three Pointers Per Game (350 ranked)	119	10	6.6	FGCU	11.1	Iowa	8.6
Turnover Margin (350 ranked)	39	4	4.20	Niagara	9.59	Ohio St.	9.30
Turnovers Forced Per Game (350 ranked)	10	2	21.75	Niagara	29.71	Ohio St.	22.75
Turnovers Per Game (350 ranked)	260	11	17.6	Colorado St.	8.5	Maryland	12.6
Winning Percentage (349 ranked)	132	8	60.0	LSU	100.0	Ohio St.	95.0
				South Carolina	100.0		

GAME 21 | PENN STATE AT RUTGERS | JANUARY 26, 2023 | JERSEY MIKE'S ARENA

Statistic	Player	National Rank	Conference Rank	Value	National Leader	Value	Conference Leader	Value
Assist/Turnover Ratio (250 ranked)	Makenna Marisa	182	12	1.44	McKenna Hofschild, Colorado St.	4.41	Chloe Moore-McNeil, Indiana	3.59
Assists (144 ranked)	Makenna Marisa	61	7	85	Nika Muhl, UConn	167	Caitlin Clark, Iowa	157
Assists Per Game (249 ranked)	Makenna Marisa	89	8	4.2	Nika Muhl, UConn	8.8	Caitlin Clark, Iowa	7.8
Blocks (141 ranked)					Brooke Flowers, Saint Louis	83	Kendall Bostic, Illinois	35
Blocks Per Game (246 ranked)	Leilani Kapinus	246	11	0.90	Brooke Flowers, Saint Louis	3.95	Kendall Bostic, Illinois	1.75
Double Doubles (46 ranked)					Angel Reese, LSU	20	Caitlin Clark, Iowa Mackenzie Holmes, Indiana	9 9
Field Goal Attempts (149 ranked)	Makenna Marisa	15	2	316	Aneesah Morrow, DePaul	514	Caitlin Clark, Iowa	372
Field Goal Percentage (250 ranked)	Makenna Marisa	213	18	40.5	Mya Berkman, Liberty	72.4	Mackenzie Holmes, Indiana	67.3
Field Goals (141 ranked)	Makenna Marisa	41	5	128	Maddy Siegrist, Villanova	223	Caitlin Clark, Iowa	170
Free Throw Attempts (146 ranked)					Angel Reese, LSU	192	Caitlin Clark, Iowa	162
Free Throw Percentage (249 ranked)	Makenna Marisa	216	14	76.2	Brynna Maxwell, Gonzaga	98.1	Abbey Ellis, Purdue	89.3
Free Throws (145 ranked)	Makenna Marisa	145	12	61	Ta'Niya Latson, Florida St.	142	Caitlin Clark, Iowa	135
Minutes Per Game (150 ranked)	Makenna Marisa	50	1	35.05	Gabi Vidmar, Cal St. Fullerton	38.57	Makenna Marisa, Penn St.	35.05
Points (197 ranked)	Makenna Marisa	35	6	358	Maddy Siegrist, Villanova	599	Caitlin Clark, Iowa	536
Points Per Game (248 ranked)	Makenna Marisa	45	6	17.9	Maddy Siegrist, Villanova	28.5	Caitlin Clark, Iowa	26.8
Rebounds (148 ranked)					Lauren Gustin, BYU	325	Kendall Bostic, Illinois	208
Rebounds (Defensive) Per Game (30 ranked)					Lauren Gustin, BYU	11.8	Caitlin Clark, Iowa	7.4
Rebounds (Offensive) Per Game (30 ranked)					Angel Reese, LSU	6.3		
Rebounds Per Game (250 ranked)					Lauren Gustin, BYU	16.2	Kendall Bostic, Illinois	10.4
Steals (143 ranked)	Leilani Kapinus Makenna Marisa	4 51	1 3	68 43	Ny'Ceara Pryor, Sacred Heart	76	Leilani Kapinus, Penn St.	68
Steals Per Game (243 ranked)	Leilani Kapinus Makenna Marisa	6 94	1 4	3.40 2.15	Ny'Ceara Pryor, Sacred Heart	4.22	Leilani Kapinus, Penn St.	3.40
Three Point Attempts (146 ranked)					Sammie Puiasis, South Fla.	181	Caitlin Clark, Iowa	169
Three Point Percentage (173 ranked)	Shay Ciezki Makenna Marisa	48 78	4 8	40.8 38.3	Brynna Maxwell, Gonzaga	51.8	Yarden Garzon, Indiana	50.0
Three Pointers (131 ranked)	Makenna Marisa Shay Ciezki	106 118	7 9	41 40	Sammie Puiasis, South Fla.	69	Taylor Mikesell, Ohio St.	63
Three Pointers Per Game (249 ranked)	Makenna Marisa Shay Ciezki	156 161	7 9	2.05 2.00	Abbey Hsu, Columbia	3.58	Taylor Mikesell, Ohio St.	3.15
Triple Doubles (3 ranked)					Caitlin Clark, Iowa Megan McConnell, Duquesne	2 2	Caitlin Clark, Iowa	2



**2022-23 Penn St. Women's Basketball
Team High/Low Analysis
All games**

Penn St. - Game Highs

POINTS	96	at Minnesota (12/03/2022)
	96	Bryant (11/18/2022)
	90	Rutgers (12/30/2022)
	82	at Drexel (12/18/2022)
	82	Syracuse (11/21/2022)
FIELD GOALS MADE	39	at Minnesota (12/03/2022)
	38	Bryant (11/18/2022)
FIELD GOAL ATTEMPTS	77	Bryant (11/18/2022)
	75	at Minnesota (12/03/2022)
FIELD GOAL PERCENTAGE	.525 (31-59)	Fairfield (11/11/2022)
	.520 (39-75)	at Minnesota (12/03/2022)
3 PT FG MADE	12	at Drexel (12/18/2022)
	11	at Minnesota (12/03/2022)
3 PT FG ATTEMPTS	25	Norfolk St. (11/09/2022)
	24	at Minnesota (12/03/2022)
3 PT FG PERCENTAGE	.522 (12-23)	at Drexel (12/18/2022)
	.500 (9-18)	Purdue (01/07/2023)
	.500 (5-10)	Youngstown St. (11/15/2022)
FREE THROWS MADE	22	Rutgers (12/30/2022)
	20	at Iowa (01/14/2023)
	20	Norfolk St. (11/09/2022)
FREE THROW ATTEMPTS	29	at Drexel (12/18/2022)
	29	Norfolk St. (11/09/2022)
FREE THROW PERCENTAGE	.833 (15-18)	Bryant (11/18/2022)
	.813 (13-16)	Cornell (12/21/2022)
REBOUNDS	55	Bryant (11/18/2022)
	49	Syracuse (11/21/2022)
ASSISTS	21	Cornell (12/21/2022)
	21	vs Fresno St. (N) (11/26/2022)
STEALS	22	vs Fresno St. (N) (11/26/2022)
	21	Bryant (11/18/2022)
BLOCKED SHOTS	7	West Virginia (12/11/2022)
	5	Rutgers (12/30/2022)
	5	at Minnesota (12/03/2022)
TURNOVERS	25	Cornell (12/21/2022)
	23	at Drexel (12/18/2022)
	23	Norfolk St. (11/09/2022)
FOULS	30	at Iowa (01/14/2023)
	25	at Minnesota (12/03/2022)



**2022-23 Penn St. Women's Basketball
Player Highs Analysis
All games**

Penn St. - Individual Game Highs

POINTS	34		Makenna Marisa at Minnesota (12/03/2022)
	32		Makenna Marisa vs Rutgers (12/30/2022)
	28		Makenna Marisa at Drexel (12/18/2022)
	27		Tanyiah Thompson vs Wisconsin (01/22/2023)
	25		Makenna Marisa vs Minnesota (01/18/2023)
FIELD GOALS MADE	13		Makenna Marisa at Minnesota (12/03/2022)
	11		Makenna Marisa vs Rutgers (12/30/2022)
FIELD GOAL ATTEMPTS	23		Makenna Marisa vs Purdue (01/07/2023)
	22		Makenna Marisa vs Rutgers (12/30/2022)
	22		Makenna Marisa vs Youngstown St. (11/15/2022)
FIELD GOAL PERCENTAGE (min 5 made)	.800	(8-10)	Leilani Kapinus at Minnesota (12/03/2022)
	.769	(10-13)	Tanyiah Thompson vs Wisconsin (01/22/2023)
3 PT FG MADE	7		Makenna Marisa at Drexel (12/18/2022)
	7		Makenna Marisa at Minnesota (12/03/2022)
3 PT FG ATTEMPTS	10		Makenna Marisa at Drexel (12/18/2022)
	10		Makenna Marisa at Minnesota (12/03/2022)
3 PT FG PERCENTAGE (min 2 made)	.833	(5-6)	Tanyiah Thompson vs Wisconsin (01/22/2023)
	.700	(7-10)	Makenna Marisa at Drexel (12/18/2022)
	.700	(7-10)	Makenna Marisa at Minnesota (12/03/2022)
FREE THROWS MADE	10		Makenna Marisa vs Minnesota (01/18/2023)
	8		Leilani Kapinus at Iowa (01/14/2023)
FREE THROW ATTEMPTS	13		Makenna Marisa vs Minnesota (01/18/2023)
	12		Leilani Kapinus at Iowa (01/14/2023)
FREE THROW PERCENTAGE (min 3 made)	1.000	(6-6)	Leilani Kapinus vs Norfolk St. (11/09/2022)
	1.000	(5-5)	Leilani Kapinus vs West Virginia (12/11/2022)
	1.000	(5-5)	Makenna Marisa vs Syracuse (11/21/2022)
	1.000	(4-4)	Shay Ciezki at Iowa (01/14/2023)
	1.000	(4-4)	Leilani Kapinus vs Indiana (12/08/2022)
	1.000	(4-4)	Shay Ciezki vs Youngstown St. (11/15/2022)
	1.000	(3-3)	Tanyiah Thompson at Iowa (01/14/2023)
	1.000	(3-3)	Shay Ciezki at Drexel (12/18/2022)
1.000	(3-3)	Tanyiah Thompson vs Norfolk St. (11/09/2022)	
REBOUNDS	13		Alexa Williamson vs Minnesota (01/18/2023)
	12		Leilani Kapinus vs Purdue (01/07/2023)
	12		Johnasia Cash vs Syracuse (11/21/2022)
ASSISTS	10		Makenna Marisa vs Fairfield (11/11/2022)
	8		Makenna Marisa vs Wisconsin (01/22/2023)
STEALS	9		Leilani Kapinus vs Fairfield (11/11/2022)
	7		Leilani Kapinus vs Purdue (01/07/2023)
BLOCKED SHOTS	4		Leilani Kapinus vs West Virginia (12/11/2022)
	2		Leilani Kapinus vs Wisconsin (01/22/2023)
	2		Alexa Williamson vs Minnesota (01/18/2023)
	2		Anna Camden at Iowa (01/14/2023)
	2		Leilani Kapinus at Iowa (01/14/2023)
	2		Johnasia Cash vs West Virginia (12/11/2022)
	2		Makenna Marisa at Minnesota (12/03/2022)
	2		Leilani Kapinus at Minnesota (12/03/2022)
TURNOVERS	6		Leilani Kapinus vs Minnesota (01/18/2023)
	6		Leilani Kapinus at Iowa (01/14/2023)
	6		Leilani Kapinus vs Cornell (12/21/2022)
	6		Makenna Marisa at Drexel (12/18/2022)



**2022-23 Penn St. Women's Basketball
Category Leaders
All games**

Points

##	Player	G	Pts	Pts/G
20	Marisa, Makenna	20	358	17.9
4	Ciezki, Shay	20	228	11.4
5	Kapinus, Leilani	20	225	11.3
23	Thompson, Taniyah	20	169	8.5
24	Williamson, Alexa	20	122	6.1
10	Pinto, Chanaya	19	106	5.6
33	Cash, Johnasia	20	71	3.6
1	Brigham, Ali	20	70	3.5
11	Camden, Anna	20	52	2.6
22	Campbell, Alli	10	39	3.9
2	Dia, Aicha	12	14	1.2
12	Thomas, Kayla	9	9	1.0
0	Tensaie, Ivane	8	7	0.9

Scoring Average

##	Player	G	Pts	Pts/G
20	Marisa, Makenna	20	358	17.9
4	Ciezki, Shay	20	228	11.4
5	Kapinus, Leilani	20	225	11.3
23	Thompson, Taniyah	20	169	8.5
24	Williamson, Alexa	20	122	6.1
10	Pinto, Chanaya	19	106	5.6
22	Campbell, Alli	10	39	3.9
33	Cash, Johnasia	20	71	3.6
1	Brigham, Ali	20	70	3.5
11	Camden, Anna	20	52	2.6
2	Dia, Aicha	12	14	1.2
12	Thomas, Kayla	9	9	1.0
0	Tensaie, Ivane	8	7	0.9

Field Goal Percentage

##	Player	FG	Att	Pct
1	Brigham, Ali	29	46	.630
2	Dia, Aicha	6	10	.600
24	Williamson, Alexa	51	107	.477
23	Thompson, Taniyah	66	139	.475
10	Pinto, Chanaya	38	81	.469
5	Kapinus, Leilani	82	178	.461
4	Ciezki, Shay	84	196	.429
20	Marisa, Makenna	128	316	.405
22	Campbell, Alli	16	40	.400
12	Thomas, Kayla	2	5	.400
33	Cash, Johnasia	26	66	.394
11	Camden, Anna	17	61	.279
0	Tensaie, Ivane	2	8	.250

Field Goal Attempts

##	Player	G	Att	Att/G
20	Marisa, Makenna	20	316	15.8
4	Ciezki, Shay	20	196	9.8
5	Kapinus, Leilani	20	178	8.9
23	Thompson, Taniyah	20	139	7.0
24	Williamson, Alexa	20	107	5.4

Field Goals Made

##	Player	G	Made	Made/G
20	Marisa, Makenna	20	128	6.4
4	Ciezki, Shay	20	84	4.2
5	Kapinus, Leilani	20	82	4.1
23	Thompson, Taniyah	20	66	3.3
24	Williamson, Alexa	20	51	2.6

3-Point FG Percentage

##	Player	3FG	Att	Pct
2	Dia, Aicha	1	2	.500
23	Thompson, Taniyah	15	36	.417
4	Ciezki, Shay	40	98	.408
20	Marisa, Makenna	41	107	.383
22	Campbell, Alli	7	20	.350
11	Camden, Anna	14	48	.292
0	Tensaie, Ivane	1	4	.250
5	Kapinus, Leilani	8	36	.222
10	Pinto, Chanaya	4	22	.182

3-Point FG Attempts

##	Player	G	Att	Att/G
20	Marisa, Makenna	20	107	5.4
4	Ciezki, Shay	20	98	4.9
11	Camden, Anna	20	48	2.4
5	Kapinus, Leilani	20	36	1.8
23	Thompson, Taniyah	20	36	1.8

3-Point FG Made

##	Player	G	Made	Made/G
20	Marisa, Makenna	20	41	2.1
4	Ciezki, Shay	20	40	2.0
23	Thompson, Taniyah	20	15	0.8
11	Camden, Anna	20	14	0.7
5	Kapinus, Leilani	20	8	0.4

Free Throw Percentage

##	Player	Made	Att	Pct
0	Tensaie, Ivane	2	2	1.000
12	Thomas, Kayla	5	6	.833
4	Ciezki, Shay	20	26	.769
20	Marisa, Makenna	61	80	.763
23	Thompson, Taniyah	22	29	.759
1	Brigham, Ali	12	16	.750
5	Kapinus, Leilani	53	76	.697
11	Camden, Anna	4	6	.667
10	Pinto, Chanaya	26	40	.650
24	Williamson, Alexa	20	33	.606
33	Cash, Johnasia	19	32	.594
2	Dia, Aicha	1	2	.500

Free Throw Attempts

##	Player	G	Att	Att/G
20	Marisa, Makenna	20	80	4.0
5	Kapinus, Leilani	20	76	3.8
10	Pinto, Chanaya	19	40	2.1
24	Williamson, Alexa	20	33	1.7
33	Cash, Johnasia	20	32	1.6

Free Throws Made

##	Player	G	Made	Made/G
20	Marisa, Makenna	20	61	3.1
5	Kapinus, Leilani	20	53	2.7
10	Pinto, Chanaya	19	26	1.4
23	Thompson, Taniyah	20	22	1.1
4	Ciezki, Shay	20	20	1.0

Rebounds

##	Player	G	Reb	Reb/G
5	Kapinus, Leilani	20	120	6.0
33	Cash, Johnasia	20	88	4.4
20	Marisa, Makenna	20	85	4.3
10	Pinto, Chanaya	19	79	4.2
24	Williamson, Alexa	20	72	3.6

Assists

##	Player	G	Ast	Ast/G
20	Marisa, Makenna	20	85	4.3
4	Ciezki, Shay	20	59	3.0
5	Kapinus, Leilani	20	51	2.6
10	Pinto, Chanaya	19	29	1.5
1	Brigham, Ali	20	19	1.0

Rebounds Average

##	Player	G	Reb	Reb/G
5	Kapinus, Leilani	20	120	6.0
33	Cash, Johnasia	20	88	4.4
20	Marisa, Makenna	20	85	4.3
10	Pinto, Chanaya	19	79	4.2
24	Williamson, Alexa	20	72	3.6

Steals

##	Player	G	Stl	Stl/G
5	Kapinus, Leilani	20	68	3.4
20	Marisa, Makenna	20	43	2.2
4	Ciezki, Shay	20	29	1.5
10	Pinto, Chanaya	19	26	1.4
23	Thompson, Taniyah	20	21	1.1