



# ORAL ROBERTS

## GOLDEN EAGLES

Location Tulsa, Okla.  
Enrollment 3,919 (Fall 2017)  
Nickname Golden Eagles  
Colors Navy Blue and Vegas Gold

President Dr. William Wilson  
Athletics Director Mike Carter  
Athletic Department Phone 918-495-7151  
Ticket Office Phone 918-495-6000

Athletic Communications Contact Blake Freeland  
Freeland's Email bfreeland@oru.edu  
Twitter Info @ORUMBB / #ORUMBB / @bfreeland  
Website www.ORUathletics.com

### 2017-18 SCHEDULE/RESULTS

DATE	OPPONENT	TIME (CT)
Nov. 10	Avila #	W, 86-72
Nov. 13	at Tulsa	L, 71-90
Nov. 16	at Oklahoma State ^	L, 48-91
Nov. 20	vs. Montana ^	L, 64-69
Nov. 21	at Pepperdine ^	L, 76-80
Nov. 24	at Penn State ^	2 p.m.
Nov. 27	Oakland	7 p.m.
Nov. 29	at Kansas State	7 p.m.
Dec. 2	at Little Rock	3 p.m.
Dec. 5	at UNLV	9 p.m.
Dec. 8	Southern Nazarene	7 p.m.
Dec. 10	Missouri State	3 p.m.
Dec. 16	at Florida Gulf Coast	7:15 p.m.
Dec. 19	at Arkansas	7 p.m.
Dec. 21	at Minnesota	7 p.m.
Dec. 30	Omaha *	7 p.m.
Jan. 4	Fort Wayne *	7 p.m.
Jan. 6	Western Illinois *	7 p.m.
Jan. 11	at South Dakota State *	7 p.m.
Jan. 13	at North Dakota State *	2 p.m.
Jan. 17	at South Dakota *	7 p.m.
Jan. 20	Denver * %	7 p.m.
Jan. 23	East Texas Baptist	7 p.m.
Jan. 27	Nebraska Christian	4 p.m.
Feb. 1	at Fort Wayne *	6 p.m.
Feb. 3	at Western Illinois *	2 p.m.
Feb. 8	North Dakota State *	7 p.m.
Feb. 10	South Dakota State *	7 p.m.
Feb. 14	South Dakota *	7 p.m.
Feb. 18	at Denver *	2 p.m.
Feb. 22	at Omaha *	7 p.m.
Mar. 3-6	Summit League Championship	

# - Homecoming      ^ - Legends Classic  
\* - Summit League Game      % - Hall of Fame Weekend  
Home Games in **Bold**  
Times listed are Central and subject to change



### ORAL ROBERTS GOLDEN EAGLES

Record	1-4 (0-0 Summit League)	Head Coach	Paul Mills
Streak	4 L	Record at ORU	1-4 (First Season)
Ranking (AP/Coaches)	-- / --	Career Record	Same
Ranking (Mid-Major)	--	Department Twitter	@ORUathletics
NCAA RPI	--	MBB Twitter	@ORUMBB / #ORUMBB

November 24, 2017 | 3 p.m. (ET) | University Park, Penn. | Bryce Jordan Center (15,261)



### PENN STATE NITTANY LIONS

Record	5-1 (0-0 Big 12)	Head Coach	Patrick Chambers
Streak	1 L	Record at PSU	107-127 (Seventh Season)
Ranking (AP/Coaches)	-- / --	Career Record	149-155 (Ninth Season)
NCAA RPI	--	Department Twitter	@GoPSUSports
		MBB Twitter	@PennStateMBB

#### QUICK HITS

• ORU and Penn State will face off Friday in the first ever meeting between the two teams. The Golden Eagles are 3-11 all-time against the Big 10, having played seven of the 14 current members of the league. ORU's wins have come against Nebraska and Wisconsin (twice).

• The Golden Eagles have plenty to look forward to in 2017-18 with senior center **Albert Owens** being picked as a preseason first team All-Summit League selection while sophomore forward **Emmanuel Nzekwesi** earned preseason second team honors. Additionally, Blue Ribbon Sports tabbed sophomore guard **Sam Kearns** as The Summit League's Preseason Newcomer of the Year.

• It is a new look for ORU this season. In addition to new Head Coach **Paul Mills**, who will bring a new look on both offense and defense, ORU has nine newcomers, including a trio of redshirts from last year. ORU also has a new logo and home court design that were both released just before the start of the season.

• In the 98th game of his career, **Albert Owens** reached the 1,000 point mark, tying him with Luke Spencer-Gardner as the 28th fastest to reach the mark. Owens was the 34th player in ORU history to reach the 1,000 point mark.

#### ORAL ROBERTS PROBABLE STARTERS \*



NO.	NAME	POS.	HT.	YR.	HOMETOWN
24	R.J. Fuqua	G	5-11	Fr.	Tulsa, Okla.
	Tied the school record with nine steals in opener				
10	Sam Kearns	G	6-0	So.	San Antonio, Texas
	Season best seven assists against Pepperdine				
2	Austin Ruder	G	6-3	Sr.	Nixa, Mo.
	5 GP / 5 GS	12.8 ppg	16 3-pointers	(16-41)	
23	Emmanuel Nzekwesi	F	6-8	So.	Trophy Club, Texas
	Malibu All-Tournament Team				
44	Albert Owens	C	6-9	Sr.	Cedar Hill, Texas
	Just passed 1,000 points for career				

\* - Based on Previous Game

#### OTHER RETURNERS AND NEWCOMERS

3	Jontray Harris	G	6-4	R-Jr.	Austin, Texas
20	Spencer Sutton	G	6-4	R-Fr.	Tulsa, Okla.
25	Javan White	F	6-10	R-So.	Ames, Iowa
32	Kellen Manek	F	6-7	R-Fr.	Harrah, Okla.
33	Emir Ahmedic	F	6-8	Fr.	Bosnia and Herzegovina
52	Chris Miller	F	6-8	So.	Tulsa, Okla.

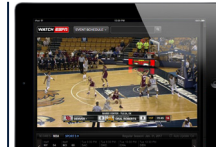
#### TEAM INFORMATION

Scan the QR code for additional information on the ORU MBB team




#### ORU ONLINE

ORUathletics.com  
Stay logged on to ORUathletics.com for stats, game recaps, NextDayNumbers InfoGraphics and more



#### ORU SPORTS NETWORK ON ESPN3

Five of ORU's home games, and at least nine games this season will be broadcast on ESPN3.



**MEDIA INFORMATION**

There are a number of ways to keep up with the Oral Roberts men's basketball team. All regular season games can be heard on the radio on "The Franchise" at 107.9 FM and 1270 AM. Free audio will also be available on [www.ORUAthletics.com](http://www.ORUAthletics.com). Select home games will be broadcast live on ESPN3 and are also available on the go through the WatchESPN app, while the others will be broadcast for FREE at ORUAthletics.com. Finally, updates can be found on Twitter by following @ORUAthletics, @ORUMBB, @bfreeland or the hashtag #ORUMBB.

**INTERVIEW PROCEDURES**

**During the week:** Head Coach Paul Mills and players will be available for interviews up to 30 minutes prior to practice each day with advance notice. Contact the ORU Athletic Communications Department to arrange interviews and verify practice times.

**After the game:** Players and coaches will be available in the media room after a 10-minute cool-down period. For specific interview requests, please contact a member of the ORU Athletic Communications staff. At home games, members of the opposing team will **NOT** be taken to the media room unless otherwise specified. All requests for opposing coaches and players should go through the visiting SID.

**QUICK FACTS (PRIOR TO THE 2017-18 SEASON)**

**FIRST YEAR OF BASKETBALL:** 1965-66

**OVERALL ALL-TIME RECORD:** 907-641 (.586) (52 years)

**NCAA TOURNAMENT APPEARANCES (REC):** 5 (2-5)

**LAST NCAA TOURNAMENT:**

2008 First Round (L, 82-63 vs. Pittsburgh)

**2016-17 RECORD:** 8-22 (7-6 H; 1-13 A; 0-3 N)

**2016-17 SUMMIT LEAGUE RECORD/FINISH:** 4-12/9th

**2016-17 POST-SEASON:** N/A

**FINAL RANKING LAST YEAR:** N/A

**STARTERS RETURNING/LOST:** 2/3

**LETTERMEN RETURNING/LOST:** 4/8

**RETURNING REDSHIRTS:** 3

**NEWCOMERS:** 6

**ORU ATHLETIC COMMUNICATIONS**

**ASSOCIATE A.D.-ATHLETIC COMM./MBB:** Blake Freeland

**FREELAND'S PHONE:** 918-495-7181

**EMAIL:** [bfreeland@oru.edu](mailto:bfreeland@oru.edu)

**DIR.-ATHLETIC COMMUNICATIONS:** Scott Slarks

**SLARKS' PHONE:** 918-495-6646

**EMAIL:** [sslarks@oru.edu](mailto:sslarks@oru.edu)

**ASST. DIR.-ATHLETIC COMMUNICATIONS:** Jarrett Hardwick

**HARDWICK'S PHONE:** 918-495-7094

**EMAIL:** [jhardwick@oru.edu](mailto:jhardwick@oru.edu)

**VOICE OF THE GOLDEN EAGLES:** Adam Hildebrandt

**STUDENT ASSISTANTS:** Jensen Cooper, Frida Cornelio-Ramos, Allan Guerrero, Jared Jones, Gabrielle Roesler, Ilana Silva, Sydney Stoeber, Sarah Valcarcel, Darrell Walker

**MEDIA RELATIONS FAX:** 918-495-7142

**WEBSITE:** [ORUAthletics.com](http://ORUAthletics.com)

**MAILING ADDRESS:** 7777 S. Lewis Ave.  
Tulsa, OK 74171

**@ORUMBB / #ORUMBB**

**PRESEASON HONORS****ALBERT OWENS**

Summit League

Preseason All-League First Team

Lindy's Sports

Preseason All-League Second Team

Athlon Sports

Preseason All-League Second Team

**EMMANUEL NZEKWESI**

Summit League

Preseason All-League Second Team

Athlon Sports

Preseason All-League Second Team

**SAM KEARNS**

Blue Ribbon Sports

Preseason Newcomer of the Year

**STATISTICAL TRENDS, WINS AND LOSSES (2017-18)****WINS (1 GM)**

86.0

72.0

.467

.433

.278

+17.0

11.0

13.0

11.0

10.0

5.0

Scoring Average

Opp. Scoring Average

FG Percent

FG Percent Defense

3FG Percent

Rebounding Margin

FT Made/Game

Assists/Game

Steals/Game

Turnovers/Game

Blocks/Game

**LOSSES (4 GMS)**

64.8

82.5

.427

.500

.338

-5.7

10.0

15.3

4.0

15.3

3.0

**SUMMIT LEAGUE STANDINGS (BASED ON PRESEASON POLL)**

TEAM	2017-18 OVERALL	2016-17 CONFERENCE
South Dakota State	4-2	8-8
South Dakota	4-1	12-4
North Dakota State	1-2	11-5
Fort Wayne	3-1	8-8
Denver	1-2	8-8
Omaha	0-5	9-7
Oral Roberts	1-4	4-12
Western Illinois	3-0	5-11

**THIS WEEK'S SUMMIT LEAGUE SCHEDULE**

Nov. 24	Tennessee Tech	at Omaha	12:30 AM	Nov. 25	Fort Wayne	at East Tenn. St.	3:00 p.m.
Nov. 24	Oral Roberts	at Penn St.	2:00 p.m.	Nov. 25	Denver	at St. Francis Brooklyn	3:00 p.m.
Nov. 24	Southern Miss.	at South Dakota	5:30 p.m.	Nov. 25	Northern Colo.	at South Dakota	6:30 p.m.
Nov. 24	Denver	at FGCU	6:00 p.m.	Nov. 25	Stetson	at North Dakota State	7:00 p.m.
Nov. 25	Omaha	at TBD	tba	Nov. 26	Denver	at Navy	11:00 AM
Nov. 25	Western Illinois	at Iowa St.	tba	Nov. 26	Youngstown St.	at South Dakota	2:00 p.m.

**NEXT ON THE SCHEDULE**

Oakland • Nov. 27  
Mabee Center • 7 p.m.



at Kansas State • Nov. 29  
Manhattan, Kan. • 7 p.m.



at Little Rock • Dec. 2  
Little Rock, Ark. • 3 p.m.

## Last Time Out

### The Basics

**Score:** Pepperdine 80 - Oral Roberts 76

**Records:** Pepperdine (2-3) - ORU (1-4)

**Location:** Malibu, Calif. (Firestone Fieldhouse)

**MALIBU, Calif.** - The Oral Roberts men's basketball team fell 80-76 Tuesday night to host Pepperdine as the Waves' offense caught fire at the end of the game to erase an ORU lead in the final game of the 2017 Progressive Legends Classic.

Pepperdine hit five of their final six shots in the contest after coming back to tie the game.

All five ORU starters scored in double figures for ORU, led by Emmanuel Nzekwesi's 17 points and seven rebounds. Nzekwesi also added five assists and three blocks.

Pepperdine got 21 points from Colbey Ross, who was 7-10 from the field in the game and also dished out six assists. Trae Berhow grabbed a game-high eight rebounds.

### Turning Point

With the game tied 70-70 with 4:17 to play after a pair of Kearns free throws, Pepperdine scored the next four points to leave ORU playing catch up for the rest of the game.

### Quote of the Game

"Obviously in the first half our offense looked a whole lot better than in the second half, but that is too many 3-pointers, especially in a back-to-back game, knowing that you are going to be tired. We knew we had to play inside out and Albert did a good job but unfortunately it didn't go our way." - ORU Head Coach Paul Mills


### Individual Leaders

**Oral Roberts:** Nzekwesi led ORU in scoring (17), rebounding (seven) and blocks (three), while Sam Kearns dished out an ORU season high seven assists.

**Pepperdine:** Ross led the Waves in scoring (21) and assists (six), while Berhow grabbed eight rebounds.

### Inside the Box Score


- ORU shot 50 percent (28-56) from the field and 40 percent (8-20) from 3-point range, but was just 3-12 from long range in the second half.



Official Basketball Box Score -- Game Totals -- Final Statistics

ORU vs Pepperdine

11/21/17 7:35 p.m. at Malibu, Calif. (Firestone Fieldhouse)



ORU 76 • 1-4

##	Player	f	c	g	g	Total		3-Ptr		Rebounds		PF	TP	A	TO	Blk	Stl	Min	
						FG-FGA	FG-FGA	FT-FTA	Off	Def	Tot								
23	Nzekwesi, Emmanuel	f					7-13	0-1	3-7	3	4	7	4	17	5	2	3	1	32
25	White, Javan	f					4-5	1-1	3-4	2	2	4	3	12	1	4	1	20	
44	Owens, Albert	c					7-14	0-0	2-2	1	3	4	3	16	2	1	0	35	
02	Ruder, Austin	g					4-12	3-10	0-0	1	3	4	1	11	3	0	0	36	
10	Kearns, Sam	g					4-7	3-6	2-2	0	2	2	3	13	7	1	0	35	
03	Harris, Jontray						0-0	0-0	0-0	1	0	1	2	0	1	1	0	6	
24	Fuqua, R.J.						1-4	1-2	2-2	0	2	2	4	5	3	0	0	29	
32	Manek, Kellen						0-0	0-0	0-0	0	0	0	1	0	0	0	0	2	
52	Miller, Chris						1-1	0-0	0-0	1	1	2	2	2	0	2	0	5	
Team										1	0	1			3				
Totals							28-56	8-20	12-17	10	17	27	23	76	22	14	4	3	200
FG % 1st Half: 14-24 58.3%						2nd half: 14-32 43.8%						Game: 28-56 50.0%						Deadball Rebounds 1	
3FG % 1st Half: 5-8 62.5%						2nd half: 3-12 25.0%						Game: 8-20 40.0%							
FT % 1st Half: 7-7 100.0						2nd half: 5-10 50.0%						Game: 12-17 70.6%							

Pepperdine 80 • 2-3

##	Player	f	c	g	g	Total		3-Ptr		Rebounds		PF	TP	A	TO	Blk	Stl	Min	
						FG-FGA	FG-FGA	FT-FTA	Off	Def	Tot								
20	EDWARDS, Kameron	f					6-11	0-0	2-3	0	2	2	5	14	0	3	0	17	
41	ATEWE, Matthew	c					1-3	0-0	0-0	0	0	0	2	2	0	1	0	11	
00	UDENYI, Amadi	g					2-5	0-3	3-4	0	1	1	1	7	3	1	0	19	
04	ROSS, Colbey	g					7-10	2-4	5-6	0	1	1	3	21	6	2	0	29	
11	BERHOW, Trae	g					3-5	2-3	4-4	2	6	8	4	12	0	2	0	27	
01	LEE, Elijah						1-1	1-1	0-2	0	1	1	0	3	1	0	0	7	
05	SMITH, Jade'						0-3	0-2	2-3	1	4	5	0	2	1	0	0	19	
12	DUNN, Darnell						3-5	0-0	3-4	3	2	5	0	9	1	2	1	15	
21	HELLUMS, Knox						2-4	2-4	0-0	0	1	1	0	6	1	0	0	21	
22	MEADS, Harrison						0-0	0-0	0-0	0	1	1	1	0	0	1	1	10	
31	TAYLOR, Nolan						2-4	0-0	0-0	1	1	2	3	4	1	1	0	25	
Team										4	1	5							
Totals							27-51	7-17	19-26	11	21	32	19	80	14	13	2	5	200
FG % 1st Half: 11-25 44.0%						2nd half: 16-26 61.5%						Game: 27-51 52.9%						Deadball Rebounds 3,1	
3FG % 1st Half: 3-8 37.5%						2nd half: 4-9 44.4%						Game: 7-17 41.2%							
FT % 1st Half: 8-12 66.7%						2nd half: 11-14 78.6%						Game: 19-26 73.1%							

Officials: Gerry Pollard, Marc A. Beasley, Tim Marion

Technical fouls: ORU-None. Pepperdine-None.

Attendance: 1239

Progressive Legends Classic - Malibu Subregional - Game 4

Malibu Subregional MVP - Max Heidegger (UCSB)

Malibu Subregional All-Tournament Team - Leland King II (UCSB), Ahmaad Rorie (UM), Colbey Ross (PEPP), Emmanuel Nzekwesi (ORU).

Score by periods	1st	2nd	Total	In Paint	Off T/O	2nd Chance	Fast Break	Bench
ORU	40	36	76	34	15	15	2	7
Pepperdine	33	47	80	34	13	12	5	24

Last FG - ORU 2nd-00:07, PEP 2nd-01:50.

Largest lead - ORU by 15 2nd-16:49, PEP by 5 2nd-01:09.

ORU led for 25:02. PEP led for 12:16. Game was tied for 02:32.

Score tied - 5 times.

Lead changed - 12 times.

### Tweet of the Game



ORU Basketball @ORUMBB · 12h

The #ORUMBB defense forced a bad shot but couldn't secure the rebound and it goes out of bounds off ORU. 21.8 to play, still trailing 77-74.



**1-4**  
**76**

**#NEXTDAYNUMBERS**  
vs. Pepperdine | November 21 | Malibu, Calif (Firestone Fieldhouse)

**EMMANUEL NZEKWESI**  
POINTS  
17 Points (2-13 FG)  
REBOUNDS  
7 Rebounds  
MINUTES  
32 minutes

**2-3**  
**80**

27	Rebounds	32
14	Turnovers	13
34	Pts in the Paint	34
15	Pts off Turnovers	13
15	2nd Chance Pts	12
2	Fast Break Pts	5
7	Bench Pts	24

**STAT LEADERS**

POINTS	REBOUNDS	ASSISTS	STEALS
NZEKWESI 17 POINTS	NZEKWESI 7 REBOUNDS	KEARNS 7 ASSISTS	THREE TIED 1 STEAL

**FRIDAY**  
NOVEMBER 24 | 3 P.M. (ET)

UNIVERSITY PARK, PA | BRYCE JORDAN CENTER

**NEXT GAME**

- Pepperdine connected on 53 percent (27-51) from the field including a 61 percent (16-26) clip in the second half.

- Both teams were over 70 percent from the free throw line, with Pepperdine getting to the charity stripe nine times more than ORU.

- Pepperdine led the rebounding battle 32-27, but ORU had a 15-12 advantage in second chance points.

### News and Notes

- The 58.3 percent shot by the Golden Eagles in the first half on Tuesday was the highest shooting percentage for a half this season, topping the 53 percent in the second half against Tulsa.

- White hit the first 3-pointer of his career at the end of the first half with the shot clock winding down to give ORU the 40-33 halftime advantage.

- Nzekwesi's performances earned him Malibu Subregional All-Tournament honors.

- Tuesday marked the 100th game of senior Albert Owens' ORU career.



**HOME SWEET HOME**

Since the start of the 2004-05 season, ORU is 133-35 (.791) at home and an amazing 90-21 (.810) in conference play in that time. During that stretch, the Golden Eagles have at least 10 wins in eight of the 12 years, including a 15-0 regular season mark in 2011-12.



OPPONENT	TIME LEADING	TIME TRAILING	TIME TIED
Avila	39:03	0:00	0:57
Oakland			
Southern Nazarene			
Missouri State			
Omaha			
Fort Wayne			
Western Illinois			
Denver			
East Texas Baptist			
Nebraska Christian			
North Dakota State			
South Dakota State			
South Dakota			

**TAKING ON THE BEST**

ORU will play 12 games against nine different opponents who competed in the 2017 postseason. Included in that number are; six NCAA teams, two NIT teams and a CIT team.

**ORU vs. 2017 POSTSEASON TEAMS**

TEAM	2017 TOURN.	DATE	TIME/RESULT	TEAM	2017 TOURN.	DATE	TIME/RESULT
at Oklahoma St.	NCAA	Nov. 16	L, 91-48	at South Dakota St.	NCAA	Jan. 11	
Oakland	NIT	Nov. 27		at South Dakota	NIT	Jan. 17	
at Kansas St.	NCAA	Nov. 29		at Fort Wayne	CIT	Feb. 1	
at EGU	NCAA	Dec. 16		South Dakota St.	NCAA	Feb. 10	
at Arkansas	NCAA	Dec. 16		South Dakota	NIT	Feb. 14	
at Minnesota	NCAA	Dec. 21					
Fort Wayne	CIT	Jan. 4					

**BALANCED ATTACK**

GAME	LEADING SCORER	2ND SCORER
Avila	Owens - 23	Ruder - 15
at Tulsa	Nzekwesi - 18	Ruder - 13
at Oklahoma State	Owens - 16	Nzekwesi - 8
vs. Montana	Ruder - 19	Kearns - 10
at Pepperdine	Nzekwesi - 17	Owens - 16
at Penn State		
Oakland		
at Kansas State		
at Little Rock		
at UNLV		
Southern Nazarene		
Missouri State		
at Florida Gulf Coast		
at Arkansas		
at Minnesota		
Omaha		
Fort Wayne		
Western Illinois		
at South Dakota St.		
at North Dakota St.		
at South Dakota		
Denver		
East Texas Baptist		
Nebraska Christian		
at Fort Wayne		
at Western Illinois		
North Dakota St.		
South Dakota St.		
South Dakota		
at Denver		
at Omaha		

@ORUMBB / #ORUMBB

**COACHING STAFF****PAUL MILLS**

Texas A&M / 1996  
1-4 / First Season

**> VETERAN COACH**

Although ORU is Mills' first NCAA head coaching job, Mills has been in the Division I ranks since 2002 when he joined Rice as the director of operations. For the past 14 years, Mills served on the staff of Scott Drew at Baylor.

**> POSTSEASON EXPERIENCE**

Mills and the Baylor Bears made nine postseason appearances during his 14 years on staff, including seven NCAA Tournaments. Baylor made the Elite Eight twice and made two additional appearances in the Sweet 16. The Bears were the 2008-09 NIT runner-up and the 2012-13 NIT champions.

**RODNEY PERRY**

Missouri State/2002  
Associate Head Coach  
Second Season

**TALVIN HESTER**

Texas Wesleyan/2003  
Assistant Coach  
First Season

**SAM PATTERSON**


Baylor/2008  
Assistant Coach  
First Season

**STEVE UPSHAW**

Northeastern State/1992  
Director of Operations  
16th Season

**IAIN LAYMON**

Indiana/2017  
GA/Video Coordinator  
First Season

**FREDDIE ZAMORA**

Ohio Christian/2016  
Graduate Assistant  
First Season



SITUATIONAL RECORDS		ORU BENCH PRODUCTION				LEADS, DEFICITS AND MARGINS				
ORU'S RECORD WHEN...		GAME	ORU-OPP	DIFF	TOP BENCH SCORER	GAME	LARGEST + LARGEST -	FINAL MARGIN	BIGGEST ORU RUN	
Leading at Halftime	1-1	Avila	23-36	-13	White-9	Avila	21	0	+14	8
Trailing at Halftime	0-3	at Tulsa	14-21	-7	White-10	at Tulsa	1	20	-19	6
Tied at Halftime	0-0	at Oklahoma State	11-51	-40	Miller-6	at Oklahoma State	1	46	-43	5
More Field Goals than opp.	1-1	vs. Montana	15-15	0	Ahmedic-6	vs. Montana	2	14	-5	6
Fewer Field Goals than opp.	0-3				Miller-6	Pepperdine	15	5	-4	8
More 3-pointers than opp.	0-2	vs. Pepperdine	7-24	-17	Fuqua-5	at Penn State				
Fewer 3-pointers than opp.	1-2	at Penn State				Oakland				
More Free Throws Made than opp.	1-0	Oakland				at Kansas State				
Fewer Free Throws Made than opp.	0-4	at Kansas State				at Little Rock				
More Free Throw Attempts than opp.	1-0	at Little Rock				at UNLV				
Fewer Free Throw Attempts than opp.	0-4	at UNLV				Southern Nazarene				
More Rebounds than opp.	1-0	Southern Nazarene				Missouri State				
Fewer Rebounds than opp.	0-4	Missouri State				at Florida Gulf Coast				
More Assists than opp.	0-2	at Florida Gulf Coast				at Arkansas				
Fewer Assists than opp.	0-2	at Arkansas				at Minnesota				
More Steals than opp.	1-0	at Minnesota				Omaha				
Fewer Steals than opp.	0-4	Omaha				Fort Wayne				
More Turnovers than opp.	0-4	Fort Wayne				Western Illinois				
Fewer Turnovers than opp.	1-0	Western Illinois				at South Dakota St.				
More Blocked Shots than opp.	1-1	at South Dakota St.				at North Dakota St.				
Fewer Blocked Shots than opp.	0-3	at North Dakota St.				at South Dakota				
Home	1-0	at South Dakota				Denver				
Away	0-3	Denver				East Texas Baptist				
Neutral	0-1	East Texas Baptist				Nebraska Christian				
Overtime	0-0	Nebraska Christian				at Fort Wayne				
Leading with 3:00 to play	1-0	at Fort Wayne				at Western Illinois				
GAMES DECIDED BY ...		at Western Illinois				North Dakota St.				
1-5 Points	0-2	North Dakota St.				South Dakota St.				
6-10 Points	0-0	South Dakota St.				South Dakota				
11-19	1-1	South Dakota				at Denver				
20+ points	0-1	at Denver				at Omaha				
		at Omaha								

## SUMMIT LEAGUE PLAYERS OF THE WEEK

Week 1 (Nov. 13) Bryson Scott - Fort Wayne	Week 7 (Dec. 25)	Week 13 (Feb. 5)
Week 2 (Nov. 20) Mike Daum - South Dakota State	Week 8 (Jan. 1)	Week 14 (Feb. 12)
Week 3 (Nov. 27)	Week 9 (Jan. 8)	Week 15 (Feb. 19)
Week 4 (Dec. 4)	Week 10 (Jan. 15)	Week 17 (Feb. 26)
Week 5 (Dec. 11)	Week 11 (Jan. 22)	
Week 6 (Dec. 18)	Week 12 (Jan. 29)	



## COLLEGEINSIDER.COM MID-MAJOR POLL (NOVEMBER 20, 2017)

RANK	TEAM (1ST PLACE VOTES)	RECORD	PTS	PREV.
1.	Gonzaga (28)	3-0	771	1
2.	Saint Mary's (3)	4-0	747	2
3.	Vermont	3-1	705	3
4.	UT Arlington	2-0	650	9
5.	Charleston	2-1	624	4
6.	Belmont	4-1	556	10
7.	Oakland	2-1	493	5
8.	Albany	3-0	439	18
9.	Georgia Southern	4-0	434	19
10.	BYU	2-1	428	8
11.	Northern Kentucky	4-1	420	11
12.	Louisiana	3-1	402	14
13.	FGCU	2-1	372	12
14.	South Dakota State	3-1	286	13
15.	Harvard	2-2	281	6
16.	Mercer	4-2	265	16
17.	Loyola Chicago	4-0	230	NR
18.	Valparaiso	4-0	190	NR
19.	Furman	2-1	172	17
20.	Georgia State	2-1	151	20
21.	Missouri State	2-2	145	15
22.	Eastern Michigan	4-0	122	NR
23.	Buffalo	2-0	115	NR
24.	Toledo	3-0	109	NR
25.	Grand Canyon	3-0	88	NR

## OTHERS RECEIVING VOTES

Kent State 86, UNC Asheville 54, Evansville 49, Bucknell 47, Princeton 47, New Mexico State 43, Illinois State 39, Milwaukee 38, Yale 35, Monmouth 32, Elon 29, South Dakota 29, Montana 27, Western Michigan 25, Hawaii 22, UNCW 22, Bradley 21, Northern Iowa 20, Towson 20, Portland State 19, Stephen F Austin 17, Fort Wayne 15, UC Riverside 15, Lamar 14, Manhattan 14, Montana State 13, Akron 10, Bowling Green 10, Iona 9, Jacksonville State 9, North Carolina A&T 9, North Dakota 9, UC Irvine 8, Samford 6, ETSU, Murray State 5, Weber State 4, Winthrop 4, UMass-Lowell 3, San Francisco 2, Chattanooga 1, Indiana State 1, Liberty 1, Radford 1, Texas Southern 1.

## NOTABLE WINNING STREAKS

WINS	SEASONS	DATES	COACH
22	1971-72	12/20-3/18	Trickey
17*	1989-90	12/16-2/17	Trickey
15*	1990-91	1/17-3/4	Trickey
14	1969-70	12/6-1/22	Trickey
14	1995-96/1996-97	2/6-11/30	Self
13	2011-12	12/18-2/2	Sutton
13	1970-71/1971-72	1/22-12/9	Trickey
12	1972-73	12/20-1/29	Trickey
11	1975-76	1/19-3/1	Hale
11	2007-08	1/5-2/14	Sutton
10	2010-11	2/3-3/7	Sutton
10	1995-96	2/6-3/4	Self

\*-Accomplished at the NAIA level



## RECORD BY UNIFORM

JERSEY	HOME	AWAY	NEUTRAL	TOTAL
Blue	0-0	0-3	0-1	0-4
Gold	0-0	0-0	0-0	0-0
Gray	0-0	0-0	0-0	0-0
White	1-0	0-0	0-0	1-0

## ORU RECORD BY STARTING LINEUP

GUARD	GUARD	GUARD/FORWARD	GUARD/FORWARD	FORWARD/CENTER	RECORD
Fuqua	Kearns	Ruder	Nzekwesi	Owens	1-2
Kearns	Ruder	Nzekwesi	White	Owens	0-2

## GAME-BY-GAME STARTING LINEUP

\*- First start of ORU career

OPPONENT	G	G	G/F	G/F	C	OPPONENT	G	G	G/F	G/F	C
Avila	Fuqua *	Kearns *	Ruder *	Nzekwesi	Owens	Fort Wayne					
at Tulsa	Fuqua	Kearns	Ruder	Nzekwesi	Owens	Western Illinois					
at Oklahoma State	Fuqua	Kearns	Ruder	Nzekwesi	Owens	at South Dakota St.					
vs. Montana	Kearns	Ruder	Nzekwesi	White	Owens	at North Dakota St.					
at Pepperdine	Kearns	Ruder	Nzekwesi	White	Owens	at South Dakota					
at Penn State						Denver					
Oakland						East Texas Baptist					
at Kansas State						Nebraska Christian					
at Little Rock						at Fort Wayne					
at UNLV						at Western Illinois					
Southern Nazarene						North Dakota St.					
Missouri State						South Dakota St.					
at Florida Gulf Coast						South Dakota					
at Arkansas						at Denver					
at Minnesota						at Omaha					
Omaha											

**OVERTIME**

Overall Overtime Record	36-41 (0-0 This Season)
Home Overtime Record	13-12
Away Overtime Record	19-24
Neutral Overtime Record	4-5
Double Overtime Record	2-3
Triple Overtime Record	0-1
Last OT Played	at Omaha, Feb. 16, 2017 (L, 83-76)
Last Double OT Played	at Western Illinois, Jan. 12, 2012 (W, 71-70)
Last Triple OT Played	at IUPUI, Jan. 24, 2004 (L, 105-108)

**SCORING BREAKDOWN**


CLASS	PTS	PCT.
Seniors (Owens/Ruder)	134	.388
Juniors (Harris)	0	.000
Sophomores	164	.475
(Kearns/Nzekwesi/White/Miller)		
Freshmen	47	.136
(Sutton/Fuqua/Manek/Ahmedic)		

SCORING	PTS	PCT.
Starters	275	.797
Bench	70	.203

SCORING	PTS	PCT.
Newcomers	151	.438
Returners	194	.562

**HANGIN' A HUNDRED**

ORU has been remarkably good when hitting 100 points. ORU has scored at least 100 in 107 games, and gone 100-7 in those contests. 11 of those games have come since 2000, and ORU holds a 10-1 record in those contests with the lone loss in triple OT on the road against IUPUI in 2004. The school record for points in a game is 155, scored in a 155-113 win over Union in 1972.

**NEW DIGS**

During the offseason, the home of the Golden Eagles got a make over. In addition to a new logo, the Mabee Center court was redesigned and the men's basketball locker room got a complete renovation, making it one of the finest in the mid-major ranks.

**MILESTONE WATCH****ALBERT OWENS**

Owens has 114 career blocks and is seventh all-time in ORU history. Rocky Walls (1994-98) is sixth at 127.

Owens has 1,030 career points and became the 34th player in ORU history to score 1,000 career points.

**PAUL MILLS**

ORU's first win of the season was the first collegiate win of Mills' career

**EMMANUEL NZEKWESI**

Nzekwesi gathered in 193 total rebounds in his rookie season, adding seven in the season opener for 200 career boards.

**ORU RECORD BY CONFERENCE**

	2017-18	2016-17	2015-16
American	0-1	0-1	1-0
Atlantic 10	--	1-0	--
Big 10	--	0-1	--
Big 12	0-1	0-2	0-1
Big East	--	0-1	--
Big Sky	0-1	0-1	--
Big West	--	--	--
Colonial	--	--	1-0
Conference USA	--	--	1-0
Horizon League	--	0-1	1-0
Mid-American	--	--	--
Missouri Valley	--	0-2	1-1
Mountain West	--	--	0-1
Ohio Valley	--	--	1-0
PAC 12	--	--	--
SEC	--	0-1	0-2
Southern	--	--	--
Southland	--	--	--
Summit League	--	4-12	6-11
Sun Belt	--	1-0	--
WAC	--	--	0-1
West Coast	0-1	--	--
Non-NCAA Division I	1-0	2-0	2-0

**LATE GAME FREE THROWS**

#	NAME	OVERALL		FINAL 5 MIN/OT		FINAL MINUTE/OT	
		FT-FTA	PCT.	FT-FTA	PCT.	FT-FTA	PCT.
2	Austin Ruder	4-5	.800	0-0	.000	0-0	.000
3	Jontray Harris	0-0	.000	0-0	.000	0-0	.000
10	Sam Kearns	9-12	.750	2-2	.000	0-0	.000
12	Josiah Showman	0-0	.000	0-0	.000	0-0	.000
20	Spencer Sutton	0-1	.000	0-1	.000	0-1	.000
23	Emmanuel Nzekwesi	9-16	.563	1-4	.250	0-1	.000
24	R.J. Fuqua	3-4	.750	0-0	.000	0-0	.000
25	Javan White	10-15	.667	1-1	1.00	0-0	.000
32	Kellen Manek	1-2	.500	0-0	.000	0-0	.000
33	Emir Ahmedic	2-2	1.00	0-0	.000	0-0	.000
44	Albert Owens	12-22	.545	1-2	.500	0-0	.000
52	Chris Miller	1-2	.500	0-0	.000	0-0	.000
Team		51-81	.630	5-10	.500	0-2	.000

**STATISTICAL MILESTONE COUNT**

<b>TEAM'S LEADING SCORER</b>	<b>SEASON</b>	<b>CAREER</b>	<b>CONSEC.</b>
Albert Owens	2	21	0
Emmanuel Nzekwesi	2	5	1
Austin Ruder	1	1	0

<b>10+ POINTS</b>	<b>SEASON</b>	<b>CAREER</b>	<b>CONSEC.</b>
Albert Owens	3	48	1
Emmanuel Nzekwesi	3	17	1
Javan White	2	7	1
Austin Ruder	4	4	2
R.J. Fuqua	2	2	0
Jontray Harris	0	1	0
Chris Miller	0	1	0
Sam Kearns	2	2	2

<b>20+ POINTS</b>	<b>SEASON</b>	<b>CAREER</b>	<b>CONSEC.</b>
Albert Owens	1	17	0
Emmanuel Nzekwesi	0	2	0

<b>LEADING REBOUNDER</b>	<b>SEASON</b>	<b>CAREER</b>	<b>CONSEC.</b>
Albert Owens	1	20	0
Emmanuel Nzekwesi	4	16	4
Javan White	1	4	0
Chris Miller	0	2	0

<b>10+ REBOUNDS</b>	<b>SEASON</b>	<b>CAREER</b>	<b>CONSEC.</b>
Emmanuel Nzekwesi	0	6	0
Javan White	1	2	0

<b>DOUBLE-DOUBLES</b>	<b>SEASON</b>	<b>CAREER</b>	<b>CONSEC.</b>
Emmanuel Nzekwesi	0	5	0

<b>ASSIST LEADER</b>	<b>SEASON</b>	<b>CAREER</b>	<b>CONSEC.</b>
Albert Owens	0	5	0
Austin Ruder	1	1	0
R.J. Fuqua	2	2	0
James Conley	1	1	0
Sam Kearns	2	2	1
Javan White	0	1	0
Emmanuel Nzekwesi	0	1	0

<b>GAMES STARTED</b>	<b>SEASON</b>	<b>CAREER</b>	<b>CONSEC.</b>
Albert Owens	5	63	7
Emmanuel Nzekwesi	5	34	5
Javan White	2	7	2
Sam Kearns	5	5	5
Austin Ruder	5	5	5
R.J. Fuqua	3	3	0
Chris Miller	0	2	0

<b>GAMES W/ MADE 3-POINTER</b>	<b>SEASON</b>	<b>CAREER</b>	<b>CONSEC.</b>
Emmanuel Nzekwesi	1	16	0
Jontray Harris	0	7	0
Albert Owens	0	4	0
Austin Ruder	5	5	5
Sam Kearns	4	4	4
R.J. Fuqua	2	2	1
Kellen Manek	1	1	0
Javan White	1	1	1
<b>TEAM</b>	<b>5</b>	<b>--</b>	<b>154</b>

<b>GAMES W/ A BLOCK</b>	<b>SEASON</b>	<b>CAREER</b>	<b>CONSEC.</b>
Albert Owens	3	59	0
Javan White	4	18	1
Emmanuel Nzekwesi	2	12	2
Chris Miller	1	8	0
James Conley	1	1	0
Jontray Harris	0	1	0
<b>TEAM</b>	<b>5</b>	<b>--</b>	<b>32</b>

**2017-18 STATISTICAL MILESTONES****20+ POINTS****ALBERT OWENS**

23 points vs. Avila (11/10/17)

**10+ REBOUNDS****JAVAN WHITE**

12 rebounds vs. Avila (11/10/17)

**DOUBLE-DOUBLES****5+ ASSISTS****AUSTIN RUDER**

5 assists at Tulsa (11/13/17)

**SAM KEARNS**

7 assists at Pepperdine (11/21/17)

**5+ STEALS****R.J. FUQUA**

9 steals vs. Avila (11/10/17)

**3+ BLOCKS****EMMANUEL NZEKWESI**

3 blocks at Pepperdine (11/21/17)



## THE LAST TIME ...

ORU Scored 100 Points	103 vs. Omaha (1/21/17)
Opponent Scored 100 Points	102 at Fort Wayne (12/31/16)
ORU Scored 90-99 Points	90 vs. South Dakota (1/18/17)
<b>Opponent Scored 90-99 Points</b>	<b>91 at Oklahoma State (11/16/17)</b>
<b>ORU Scored Fewer than 60 Points</b>	<b>48 at Oklahoma State (11/16/17)</b>
Opponent Scored Fewer than 60 Points	48 vs. Little Rock (12/19/16)
<b>ORU Scored Fewer than 50 Points</b>	<b>48 at Oklahoma State (11/16/17)</b>
Opponent Scored Fewer than 50 Points	48 vs. Little Rock (12/19/16)
ORU Won by 30 Points	32 (95-63) vs. John Brown (12/10/16)
<b>Opponent Won by 30 Points</b>	<b>43 (91-48) at Oklahoma State (11/16/17)</b>
ORU shot 65% from the floor	67% (34-51) at Oakland (1/3/12)
Opponent shot 65% from the floor	67% (31-46) vs. North Dakota State (1/5/12)
ORU shot 60% from the floor	61.5% (40-65) vs. John Brown (12/10/16)
Opponent shot 60% from the floor	67% (31-46) vs. North Dakota State (1/5/12)
<b>ORU shot less than 35% from the floor</b>	<b>33.3% (20-60) at Oklahoma State (11/16/17)</b>
Opponent shot less than 35% from the floor	27.4% (20-73) vs. John Brown (12/9/15)
<b>ORU shot 50% from beyond the arc</b>	<b>50% (8-16) vs. Montana (11/20/17)</b>
ORU shot 75% from beyond the arc	81.8% (9-11) at SLU (1/3/13)
Opponent shot 50% from beyond the arc	56.5% (13-23) vs. Omaha (1/21/17)
<b>ORU shot less than 20% from beyond the arc</b>	<b>16.7% (3-18) at Oklahoma State (11/16/17)</b>
ORU shot less than 10% from beyond the arc	9.5% (2-21) vs. Montana (11/21/16)
<b>Opponent shot less than 20% from beyond the arc</b>	<b>18.2% (4-22) vs. Montana (11/20/17)</b>
ORU made 10 three-pointers	15 vs. John Brown (12/10/16)
<b>Opponent made 10 three-pointers</b>	<b>13 at Oklahoma State (11/16/17)</b>
ORU made 15 three-pointers	15 vs. John Brown (12/10/16)
Opponent made 15 three-pointers	20 at Fort Wayne (12/31/16)
ORU failed to make a three-point attempt	0-7 at Memphis (12/28/12)
Opponent failed to make a three-point attempt	0-15 vs. Little Rock (12/19/16)
ORU shot less than 50% from the FT line	0.0% (0-4) vs. John Brown (12/10/16)
Opponent shot less than 50% from the FT line	33.3% (3-9) at Creighton (12/17/16)
<b>ORU had 20 Offensive Rebounds</b>	<b>20 vs. Avila (11/10/17)</b>
Opponent had 20 Offensive Rebounds	23 at Omaha (2/16/17)
<b>ORU had 20 Assists</b>	<b>22 at Pepperdine (11/21/17)</b>
<b>ORU had 10 Steals</b>	<b>11 vs. Avila (11/10/17)</b>
ORU committed 20 Turnovers	20 at Oklahoma (12/7/16)
Opponent committed 20 Turnovers	20 vs. Montana (11/21/16)
ORU committed 25 Turnovers	28 at Northwestern State (2/7/13)
ORU had two 20-point scorers	vs. Omaha (Owens 28, Martin 26, Bradley 24) (1/21/17)
ORU had three 20-point scorers	vs. Omaha (Owens 28, Martin 26, Bradley 24) (1/21/17)
<b>ORU had five double-figure scorers</b>	<b>at Pepperdine (11/21/17)</b>
Opponent had five double-figure scorers	vs. Denver (1/31/17)
ORU had six double-figure scorers	at Omaha (2/26/16)
Opponent had six double-figure scorers	at South Dakota (2/6/16)
<b>ORU had all 5 starters score in double figures</b>	<b>at Pepperdine (11/21/17)</b>
<b>ORU had only one player score in double figures</b>	<b>at Oklahoma State (Owens-16) (11/16/17)</b>
Opp had only one player score in double figures	vs. Tabor (14-Jedneak) (11/25/15)
ORU had two double-figure rebounders	at Lamar (Bell-Holter-13, Billbury-13) (3/2/13)
Opp had two double-figure rebounders	at McNeese (13 - McFerrin, 11-Eackles, 10-Guidry) (2/1/14)
ORU had two double-doubles	at Lamar (Billbury 17/13, Bell-Holter 10/13) (3/2/13)
An Opp had a Double-Double (PTS/REB)	vs. WIU (Usiosefe 10/10) (2/8/17)
ORU scored 50 points in first half	50 vs. South Dakota St. (1/12/17)
ORU scored 50 points in second half	56 vs. Omaha (1/21/17)
ORU scored 60 points in a half	60 at Omaha (2/26/16)
Opponent scored less than 20 points in first half	18 at Oregon State (11/21/14)
Opponent scored less than 20 points in the second half	17 vs. St. Gregory's (11/14/12)
ORU defeated a ranked opponent	64-42 (#8) at Xavier (12/18/11)
ORU won an overtime game	76-70 (OT) vs. FIU (11/22/15)
ORU won a double-overtime game	71-70 (2OT) at Western Illinois (1/12/12)
A Golden Eagle had a 20/10 Performance (PTS/REB)	Anderson (20/10) vs. South Dakota (1/18/17)
A Golden Eagle had a 20/20 Performance (PTS/REB)	Damen Bell-Holter (25/20) vs. NW St. (1/10/13)
A Golden Eagle Scored 30 Points	35 - Kris Martin - at Missouri State (12/14/16)
<b>An Opponent Scored 30 Points</b>	<b>30 - Junior Etou - at Tulsa (11/13/17)</b>
A Golden Eagle had 15 Rebounds	17 - Emmanuel Nzekwesi vs. Rogers State (11/14/16)
A Golden Eagle had 10 Assists	10 - David Mason vs. Dallas Baptist (12/21/13)
An Opponent had 10 Assists	10 - Manu Lecomte at Baylor (11/11/16)
<b>A Golden Eagle had five Steals</b>	<b>9 - R.J. Fuqua vs. Avila (11/10/17)</b>
A Golden Eagle had five blocks	5 - Albert Owens vs. Western Illinois (2/13/16)
An Opponent had five blocks	5 - Adrian Diaz - FIU (11/22/15)
The Golden Eagles won a game in the final 3 seconds	at Tulsa (12/5/15)
An Opponent won a game in the final 3 seconds	at Weber State (12/1/14)

## ABOUT ORU

Founded in 1963 by evangelist Oral Roberts, ORU is a 400-acre campus located in South Tulsa. ORU boasts a total enrollment of over 5,000 students from all 50 states and more than 30 foreign countries. Some famous ORU alums include entertainer Kathy Lee Gifford, Pulitzer-prize nominated author Clifton Taulbert and two-time NCAA track & field national champion and 2008 Olympic silver medalist Andretti Bain, 2012 NCAA outdoor national champion Jack Whitt and 2012 Olympians Prince Mumba (Track) and Dominique Allen (Women's Basketball). "The Simpsons" creator Matt Groening briefly attended ORU, and subsequently, many of the characters on the show are modeled after former ORU students and staff members. In fact, if you look closely over Ned Flanders' fireplace, his college diploma reads "Oral Roberts University".



## ABOUT THE SUMMIT LEAGUE

In its fourth decade of Division I athletics, The Summit League offers 19 championship sports and has a combined enrollment of over 120,000 at nine institutions, including four located in top 60 U.S. metro populations and two land-grant universities. Member institutions include: Denver (University of Denver), Fort Wayne (Indiana University-Purdue University-Fort Wayne), IUPUI (Indiana University-Purdue University-Indianapolis), North Dakota State University, Omaha (University of Nebraska Omaha), Oral Roberts University, the University of South Dakota, South Dakota State University and Western Illinois University. Previously known as the Mid-Continent Conference, The Summit League rebranded in 2007 and has since produced eight NCAA Champions, and over 75 Academic All-Americans, 65 All-America selections and numerous former student-athletes competing at the highest professional level.

Since its inception in 1982, The Summit League recorded several transcendent moments that resonate on the national stage. While known as the Mid-Continent Conference, the league's first two decades produced a pair of appearances in the NCAA Men's Basketball Tournament's "Sweet 16" and the Women's College World Series as well as three individual NCAA Track and Field Champions.

To coincide with The Summit League's 30th Anniversary Season in 2011-12, the league released a list of its Top 30 Distinguished Contributors from the Division I era as selected by a panel of voters from member schools and the media. Four individual NCAA champions and three Olympic medalists, along with four NBA players and two World Series Champions headlined The Summit League's list of top student-athletes, coaches and administrators that was the jewel of the anniversary celebration. Included on the list where ORU alumni Andretti Bain, Dennis Bigley, Caleb Green, Prince Mumba, Krista Ragan, Jack Whitt and Ori Zuzic.

## ORU BASKETBALL ON RADIO/TV

A total of five home games will be aired on ESPN3 and available through the WatchESPN app. The remaining home games will be available online for free through the ORU Sports Network at [www.ORUAthletics.com](http://www.ORUAthletics.com).

All ORU games can be heard in northeastern Oklahoma on "The Franchise" 107.9 FM. Adam Hildebrandt is in his second season as the play-by-play voice of the Golden Eagles. Fans can also listen online at [www.ORUAthletics.com](http://www.ORUAthletics.com). The pregame show begins 15 minutes prior to tip-off.

## DEVELOPING WHOLE PERSON CHAMPIONS

Since ORU was founded in 1963, the school has been about developing the whole person, meaning that students (and student-athletes) who graduate, should be enriched in mind, body and spirit. Following that lead, the ORU Athletics Department is about Developing Whole Person Champions.



## ORU SINGLE GAME TOP 10

### POINTS

RK	PTS.	NAME	OPP.	DATE
1.	68*	Greg Sutton	Oklahoma City (A)	12/5/90
2.	66	Anthony Roberts	North Carolina A&T (H)	2/19/77
3.	65	Anthony Roberts	Oregon (NIT) (H)	3/9/77
4.	60*	Richard Fuqua	University of the South (H)	1/15/71
5.	57*	Richard Fuqua	St. Benedict (A)	12/26/70
6.	54*	Greg Sutton	Arkansas Tech (A)	11/27/89
7.	52	Ray Thompson	Prairie View A&M (A)	1/16/92
8.	51*	Richard Fuqua	Jackson St. (H)	1/28/71
51		Richard Fuqua	Union (TN) (H)	2/24/72
51		Richard Fuqua	Moorhead (MN) St. (H)	1/15/72

### REBOUNDS

RK	REB	NAME	OPP.	DATE
1.	34	David Vaughn	Brandeis (H)	1/8/73
2.	30	Eddie Woods	Lamar (A)	1/25/72
3.	28	Eddie Woods	Lamar (H)	1/21/74
4.	24	Eddie Woods	UT-Pan American (H)	1/26/74
	24	Eddie Woods	St. Francis (Pa.) (H)	1/5/72
6.	22	Caleb Green	Southern Utah (H)	2/28/04
7.	21	Mark Acres	Tulsa (H)	1/12/84
21		Antonio Martin	West Texas St. (A)	12/5/77
21		Eddie Woods	St. Johns (A)	3/21/72
21		Eddie Woods	Boston (A)	2/26/72
21		Eddie Woods	Connecticut (H)	12/29/71
21		Rocky Walls	Southern Utah (N)	3/1/98

### ASSISTS

RK	ASST	NAME	OPP.	DATE
1.	16	Jonathan Bluiitt	Oakland (H)	1/20/05
2.	15	Haywoode Workman	St. Louis (H)	2/7/87
	15	Arnold Dugger	Florida St. (H)	3/1/77
4.	14	Arnold Dugger	North Texas (H)	2/12/77
	14	Willie Irons	BYU (H)	1/21/86
6.	13	Richard Fuqua	UT-Pan American (H)	2/27/73
	13	Ron Jones	Illinois St. (H)	1/15/77
	13	Robert Griffin	Stetson (H)	2/17/79
	13	Jonathan Bluiitt	UMKC (A)	1/3/04
10.	12	Six tied		

### FIELD GOALS MADE

RK	FGM	NAME	OPP.	DATE
1.	25	Richard Fuqua	Moorhead St. (H)	1/15/72
	25	Richard Fuqua	Trinity (H)	2/17/72
	25	Anthony Roberts	North Carolina A&T (H)	2/19/77
	25	Anthony Roberts	Oregon (H) *NIT*	3/9/77
5.	24	Anthony Roberts	Florida St. (A)	3/1/77
	24*	Richard Fuqua	St. Benedicts (H)	12/26/70
7.	21	Anthony Roberts	Illinois St. (A)	1/6/75
	21	Anthony Roberts	North Carolina (N)	12/27/76
9.	20	Anthony Roberts	Bowling Green (N)	12/29/76
10.	18	Anthony Roberts	Illinois St. (H)	1/31/76
	18	Anthony Roberts	North Texas St. (H)	2/12/77
	18	Lamont Reid	Austin Peay (N)	12/30/77

### FIELD GOALS ATTEMPTED

RK	FGA	NAME	OPP.	DATE
1.	49	Richard Fuqua	Illinois St. (H)	2/14/73
2.	47	Richard Fuqua	Trinity (H)	2/17/72
	47	Richard Fuqua	Union (Tenn.) (H)	2/24/72
4.	46	Richard Fuqua	UT-Pan American (A)	3/6/72
5.	44	Richard Fuqua	St. Benedicts (H)	12/26/70
	44	Richard Fuqua	UW-Milwaukee (H)	3/2/72
7.	39	Anthony Roberts	Florida St. (A)	2/19/77
8.	38	Anthony Roberts	Illinois St. (A)	1/6/75
	38	Anthony Roberts	North Carolina (N)	12/27/76
10.	37	Anthony Roberts	Oregon (H)	3/9/77

### FIELD GOAL PERCENTAGE (MIN. 10 ATTEMPTS)

RK	FG%	NAME	FGM-FGA	OPP.	DATE
1.	1.000	Charles Dorsey	11-11	Butler (A)	2/20/84
2.	.923	Jeff Acres	12-13	Okla. Baptist (H)	11/24/84
	.923	Blake Moses	12-13	S.F. Austin (H)	11/30/96
4.	.917	Warren Niles	11-12	St. Gregory's (H)	11/14/12
5.	.909	Woody Jones	10-11	UC-Irvine (A)	12/23/85
	.909	Clifford Crenshaw	10-11	Rice (A)	2/22/95
7.	.900	Tye Fields	9-10	TCU (A)	1/6/94
	.900	Derrick Taylor	9-10	UMKC (A)	1/7/99
	.900	Reggie Borges	9-10	UT-Arlington (H)	12/17/01
	.900	Damen Bell-Holter	9-10	Akron (A)	1/3/11
	.900	Michael Craion	9-10	Fort Wayne (A)	2/15/12

### 3-PT FIELD GOALS MADE

RK	3FG	NAME	OPP.	DATE
1.	11	Greg Sutton	Oklahoma City (H)	12/5/90
2.	10	Chris Riouse	Oakland (A)	2/9/06
3.	9	Eric Perry	Chicago St. (H)	2/3/00
	9	Markius Barnes	UMKC (H)	2/2/02
	9	Ken Tutt	Chattanooga (A)	12/16/06
	9	Moses Ehambe	Western Illinois (A)	2/14/08
7.	8	Luke Spencer-Gardner	Southern Utah (H)	1/24/02
	8	Moses Ehambe	Centenary (N)	3/8/08
9.	7	16 tied		

### 3-PT FG ATTEMPTS

RK	3FGA	NAME	OPP.	DATE
1.	17	Robert Jarvis	North Carolina (A)	12/13/08
	17	Chris Riouse	Oakland (A)	2/9/06
3.	15	Robert Jarvis	Texas A&M-CC (H)	11/14/07
	15	Ken Tutt	Chicago St. (A)	1/17/04
5.	14	Kris Martin	Missouri St. (A)	12/14/16
	14	Warren Niles	Central Arkansas (A)	3/9/13
	14	Ken Tutt	Southern Utah (A)	1/5/04
	14	Ken Tutt	Chattanooga (A)	12/16/06
9.	13	Seven tied		

### 3-PT FG PERCENTAGE (MIN. 5 ATT.)

RK	3FG%	NAME	3FGM-3FGA	OPP.	DATE
1.	1.00	Bobby Word	5-5	Incarnate Word (A)	1/18/14
	1.00	Mikey Manghum	6-6	South Dakota (H)	1/26/12
	1.00	Luke Spencer-Gardner	6-6	Utah Valley St. (A)	12/11/04
4.	.900	Eric Perry	9-10	Chicago St. (H)	2/3/00
5.	.889	Aaron Young	8-9	Denver (A)	1/6/16
6.	.875	Warren Niles	7-8	St. Gregory's (H)	11/14/12
	.875	Marchello Vealy	7-8	Kansas (A)	11/15/06
8.	.857	Jerome Abbage	6-7	Louisville (A)	1/2/93
	.857	Moses Ehambe	6-7	IUPUI (A)	2/24/07
	.857	Dominique Morrison	6-7	Western Illinois (A)	12/2/11

### FREE THROWS MADE

RK	FTM	NAME	OPP.	DATE
1.	17	Caleb Green	Chicago State (H)	2/4/06
	17	Caleb Green	Valparaiso (A)	1/9/06
	17	Anthony Roberts	Oregon State (H)	12/30/76
4.	16	Anthony Roberts	North Carolina A&T (H)	2/19/77
	16	Caleb Green	Centenary (A)	1/20/07
	16	Caleb Green	Akron (H)	12/2/06
7.	15	Eldon Lawyer	Oglethorpe (H)	2/5/72
	15	Mark Acres	Evansville (A)	3/9/83
	15	Haywoode Workman	Oklahoma (A)	12/10/88
10.	14	Six tied		

### FREE THROWS ATTEMPTED

RK	FTA	NAME	OPP.	DATE
1.	22	Caleb Green	Seton Hall (N)	12/28/06
2.	21	Caleb Green	Valparaiso (A)	1/9/06
3.	20	Anthony Roberts	Oregon State (H)	12/30/76
4.	19	Caleb Green	Chicago State (H)	2/4/06
	19	Caleb Green	Louisiana-Lafeyuyet (H)	11/21/06
	19	Caleb Green	Akron (H)	12/2/06
	19	Steven Roundtree	Indiana State (H)	11/20/10
	19	Korey Billbury	Tulsa (H)	11/15/14
	19	Obi Emegano	Omaha (A)	2/19/15
10.	18	Five tied		

### FREE THROW PERCENTAGE (MIN. 10 ATT.)

RK	FT%	NAME	FTM-FTA	DATE	PCT.
1.	1.000	Eldon Lawyer	15-15	Oglethorpe (H)	2/15/72
	1.000	Obi Emegano	14-14	Denver (H)	2/19/16
	1.000	Obi Emegano	12-12	Western Illinois (H)	2/13/16
	1.000	Ken Tutt	11-11	Southern Utah (A)	1/11/07
	1.000	Dominique Morrison	11-11	South Dakota St. (H)	1/7/11
	1.000	Anthony Roberts	10-10	Santa Clara (H)	12/20/75
	1.000	Charles Dorsey	10-10	Evansville (A)	2/4/85
	1.000	Brian Miles	10-10	Southwest Texas (H)	1/17/87
	1.000	Reggie Borges	10-10	Oklahoma Wesleyan (H)	11/23/02
	1.000	Dominique Morrison	10-10	UMKC (H)	1/15/11
	1.000	Shawn Glover	10-10	Southeastern La. (H)	2/8/14

### BLOCKED SHOTS

RK	BLK	NAME	OPP.	DATE
1.	9	Kendrick Moore	Stephen F. Austin (A)	12/14/02
	9	Kendrick Moore	IUPUI (N)	3/4/02
	9	Antonio Martin	Oklahoma City (H)	1/28/78
	9	Alvin Scott	West Texas State (H)	1/24/77
5.	8	Shawn Glover	New Orleans (H)	2/6/14
	8	Kendrick Moore	Wichita State (H)	11/30/02
6.	7	David Vaughn	Trinity (H)	2/17/73
	7	Shawn King	Fort Wayne (A)	1/10/08
8.	6	11 tied		

### STEALS

RK	STL	NAME	OPP.	DATE
1.	9	Haywoode Workman	Oklahoma (H)	12/29/88
	9	Haywoode Workman	South Carolina (H)	1/28/89
	9	R.J. Fuqua	Avila (H)	11/10/17
3.	8	Obi Emegano	Haskell (H)	12/28/14
4.	7	Willie Irons	Coppin State (H)	12/11/86
	7	Akin Akin-Otiko	Texas (H)	12/13/86
	7	Tim Gill	John Brown (H)	1/23/96
	7	Larry Owens	Tulsa (H)	12/3/05
8.	6	Arnold Dugger	Bowling Green (H)	12/28/74
	6	Michael Craion	West Virginia (A)	11/11/11
	6	Gary "Cat" Johnson	Portland State (H)	1/23/80

\* Part of career spent at NAIA level

\*\* Part of career prior to ORU's move to NCAA Major College Division

## ORU SEASON TOP 10

### POINTS

RK	NAME	YEARS	PTS.
1.	Richard Fuqua	1971-72	1,006
2.	Anthony Roberts	1976-77	951
3.	Shawn Glover	2013-14	703
4.	Caleb Green	2006-07	698
5.	Sam McCants	1973-74	697
6.	Ray Thompson	1991-92	688
7.	Caleb Green	2005-06	686
8.	Dominique Morrison	2011-12	674
9.	Obi Emegano	2015-16	669
10.	Warren Niles	2012-13	662

### REBOUNDS

RK	NAME	YEARS	REB.
1.	Eddie Woods	1971-72	407
2.	David Vaughn	1972-73	385
3.	Antonio Martin	1979-80	334
4.	Damen Bell-Holter	2012-13	328
5.	Eddie Woods	1973-74	327
6.	Rocky Walls	1997-98	325
7.	Mark Acres	1983-84	324
8.	Caleb Green	2006-07	315
9.	Caleb Green	2004-05	306
10.	Harold Johnson	1974-75	301

### ASSISTS

RK	NAME	YEARS	ASST.
1.	Sam McCants	1973-74	208
2.	Arnold Dugger	1976-77	194
3.	Haywoode Workman	1986-87	188
4.	Jonathan Bluiitt	2004-05	178
5.	Arnold Dugger	1974-75	166
6.	Jonathan Bluiitt	2003-04	165
7.	Luke Spencer-Gardner	2002-03	164
8.	Gary Johnson	1981-82	160
9.	Gary Johnson	1980-81	158
10.	Luke Spencer-Gardner	2000-05	156

### FIELD GOALS MADE

RK	NAME	YEARS	FG
1.	Richard Fuqua	1971-72	423
2.	Greg Sutton*	1989-90	417
3.	Anthony Roberts	1976-77	402
4.	Greg Sutton*	1990-91	393
5.	Richard Fuqua**	1970-71	353
6.	Sam McCants	1973-74	304
7.	Ray Thompson	1991-92	284
8.	Anthony Roberts	1975-76	277
9.	Anthony Jones*	1990-91	276
10.	Shawn Glover	2013-14	273

### FIELD GOALS ATTEMPTED

RK	NAME	YEARS	FGA
1.	Greg Sutton*	1989-90	976
2.	Richard Fuqua	1971-72	941
3.	Greg Sutton*	1990-91	858
4.	Anthony Roberts	1976-77	739
5.	Sam McCants	1973-74	725
6.	Richard Fuqua	1972-73	713
7.	Richard Fuqua	1970-71	701
8.	Clarence Thompson*	1989-90	602
9.	Anthony Roberts	1975-76	573
10.	Anthony Roberts	1974-75	566

### FIELD GOAL PERCENTAGE (MIN. 150 ATT.)

RK	NAME	YEARS	ATT.	PCT.
1.	Rufus Freeman*	1989-90	133-194	.686
2.	Brian Miles	1985-86	103-157	.656
3.	Shawn King	2006-07	105-163	.644
4.	Marcus Lewis	2007-09	165-278	.594
5.	Caleb Green	2003-04	177-300	.590
6.	Mark Acres	1981-82	109-186	.586
7.	Michael Craion	2011-12	144-247	.583
8.	Mark Acres	1984-85	221-380	.582
9.	Leon Irving	1998-99	114-196	.582
10.	Steven Roundtree	2011-12	124-217	.571

### 3-PT FIELD GOALS MADE

RK	NAME	YEAR	3PTM
1.	Greg Sutton*	1990-91	185
2.	Greg Sutton*	1989-90	170
3.	Clarence Thompson*	1989-90	137
4.	Ken Tutt	2003-04	101
5.	Warren Niles	2012-13	96
6.	Tim Gill	1997-98	95
7.	Tim Gill	1995-96	87
8.	Moses Ehambe	2007-08	86
9.	Robert Jarvis	2007-08	85
10.	Nathan Binam	1999-00	84
	Ken Tutt	2006-07	84
	Robert Jarvis	2008-09	84

### 3-PT FG ATTEMPTS

RK	NAME	YEAR	3PTA
1.	Greg Sutton*	1990-91	463
2.	Greg Sutton*	1989-90	443
3.	Clarence Thompson*	1989-90	367
4.	Greg Sutton	1988-89	251
	Robert Jarvis	2008-09	251
6.	Warren Niles	2012-13	243
7.	Ken Tutt	2003-04	225
8.	Nathan Binam	1999-00	223
9.	Ken Tutt	2006-07	217
10.	Moses Ehambe	2007-08	212

### 3-PT FG PERCENTAGE (MIN. 50 ATT.)

RK	NAME	YEAR	3M-3A	3PCT
1.	Tim Gill	1997-98	95-196	.485
2.	Shawn Glover	2013-14	25-52	.481
3.	Luke Spencer-Gardner	2004-05	39-84	.464
4.	Chris Riouse	2005-06	57-123	.463
5.	Aaron Young	2015-16	32-70	.457
6.	Tim Gill	1995-96	87-193	.451
7.	Ken Tutt	2003-04	101-225	.449
8.	Aaron Young	2014-15	29-65	.446
9.	Josh Atkinson	2002-03	68-153	.444
10.	Eric Perry	1999-00	82-185	.443

### FREE THROWS MADE

RK	NAME	YEARS	FT
1.	Caleb Green	2006-07	278
2.	Greg Sutton*	1989-90	252
3.	Caleb Green	2005-06	235
4.	Greg Sutton*	1990-91	229
5.	Caleb Green	2004-05	213
6.	Obi Emegano	2014-15	205
7.	Obi Emegano	2015-16	198
8.	Dominique Morrison	2011-12	189
9.	Richard Fuqua	1971-72	160
10.	Damen Bell-Holter	2012-13	159

### FREE THROWS ATTEMPTED

RK	NAME	YEARS	FTA
1.	Caleb Green	2006-07	366
2.	Greg Sutton*	1989-90	328
3.	Caleb Green	2005-06	308
4.	Caleb Green	2004-05	283
5.	Greg Sutton*	1990-91	280
6.	Obi Emegano	2014-15	260
7.	Obi Emegano	2015-16	232
8.	Dominique Morrison	2011-12	229
9.	Damen Bell-Holter	2012-13	211
10.	Richard Fuqua	1971-72	210

### FREE THROW PERCENTAGE (MIN. 75 ATT.)

RK	NAME	YEARS	ATT.	PCT.
1.	Bobby Hodge**	1967-68	93-102	.912
2.	Steve Bontrager	1980-81	73-81	.901
3.	Sam Potter	1983-84	82-94	.872
4.	Ken Tutt	2004-05	87-100	.870
5.	Tim Gill	1996-97	85-99	.859
6.	Bill Hull**	1968-69	78-91	.857
7.	Tim Gill	1995-96	64-75	.853
	Obi Emegano	2015-16	198-232	.853
9.	Robert Jarvis	2007-08	104-122	.852
	L. Spencer-Gardner	2002-03	115-135	.852

### BLOCKED SHOTS

RK	NAME	YEARS	BLK
1.	Kendrick Moore	2001-02	103
2.	Kendrick Moore	2002-03	94
3.	Alvin Scott	1976-77	81
4.	Shawn King	2006-07	81
5.	Shawn King	2007-08	68
6.	Rocky Walls	1997-98	58
7.	Mark Acres	1982-83	54
	Marvin Washington	1987-88	54
9.	Shawn Glover	2013-14	53
10.	Ray Thompson	1991-92	50
	Damen Bell-Holter	2010-11	50

### STEALS

RK	NAME	YEARS	STL
1.	Haywoode Workman	1987-88	103
2.	Haywoode Workman	1988-89	93
3.	Greg Sutton*	1989-90	88
4.	Greg Sutton*	1990-91	81
5.	Earl McClellan	1996-97	77
6.	Akin Akin-Otiko	1986-87	72
7.	Sebastian Neal	1991-92	68
8.	Gary "Cat" Johnson	1981-82	63
9.	Earl McClellan	1995-96	62
10.	Larry Owens	2004-05	58

\* Part of career spent at NAIA level

\*\* Part of career prior to ORU's move to NCAA Major College Division

## ORU CAREER TOP 10

### POINTS

RK	NAME	YEARS	POINTS
1.	Greg Sutton	1988-91**	3,070
2.	Richard Fuqua	1969-73*	3,004
3.	Caleb Green	2003-07	2,503
4.	Anthony Roberts	1973-77	2,341
5.	Dominique Morrison	2008-12	2,080
6.	Mark Acres	1981-85	2,038
7.	Ken Tutt	2003-07	2,019
8.	Warren Niles	2009-13	1,984
9.	Tim Gill	1994-98	1,959
10.	Haywoode Workman	1986-89	1,506

### REBOUNDS

RK	NAME	YEARS	REB.
1.	Eddie Woods**	1970-74	1,365
2.	Caleb Green	2003-07	1,189
3.	Mark Acres	1981-85	1,051
4.	Rocky Walls	1994-98	946
5.	Damen Bell-Holter	2009-13	878
6.	Antonio Martin	1977-80	857
7.	Anthony Roberts	1973-77	800
8.	Jeff Acres	1980-85	797
9.	Carl Hardaway**	1966-70	750
10.	Howard Suggs*	1988-90	681

### ASSISTS

RK	NAME	YEARS	ASST.
1.	Luke Spencer-Gardner	2000-05	534
2.	Jonathan Bluiitt	2002-06	509
3.	Arnold Dugger	1974-77	501
4.	Greg Sutton*	1988-91	490
5.	Gary Johnson	1978-82	481
6.	Earl McClellan	1993-97	413
7.	Willie Irons	1984-88	393
8.	Eric Perry	1996-00	383
9.	Tim Gill	1994-98	377
10.	Haywoode Workman	1986-89	376

### FIELD GOALS MADE

RK	NAME	YEARS	FG
1.	Richard Fuqua**	1969-73	1,273
2.	Greg Sutton*	1988-91	1,024
3.	Anthony Roberts	1973-77	1,006
4.	Caleb Green	2003-07	821
5.	Mark Acres	1981-85	799
6.	Dominique Morrison	2008-12	687
7.	Ken Tutt	2003-07	684
8.	Warren Niles	2009-13	674
9.	Tim Gill	1994-98	664
10.	Carl Hardaway**	1966-70	608

### FIELD GOALS ATTEMPTED

RK	NAME	YEARS	FGA
1.	Richard Fuqua**	1969-73	2,838
2.	Greg Sutton*	1988-91	2,398
3.	Anthony Roberts	1973-77	2,007
4.	Ken Tutt	2003-07	1,619
5.	Warren Niles	2009-13	1,594
6.	Caleb Green	2003-07	1,524
7.	Dominique Morrison	2008-12	1,475
8.	Mark Acres	1981-85	1,416
9.	Tim Gill	1994-98	1,391
10.	Haywoode Workman	1986-89	1,262

### FIELD GOAL PERCENTAGE (MIN. 2 SEASONS & 200 FGM)

RK	NAME	YEARS	FGM-FGA	PCT.
1.	Shawn King	2006-08	232-389	.596
2.	Brandon Conley	2012-16	249-432	.576
3.	Brian Miles	1983-87	274-480	.571
4.	Marcus Lewis	2007-09	277-489	.566
5.	Mark Acres	1981-85	799-1416	.564
6.	Steven Roundtree	2010-13	370-684	.541
7.	Caleb Green	2003-07	821-1524	.539
	Michael Craion	2009-12	311-577	.539
9.	Reggie Clement	1980-83	265-495	.535
10.	David Vaughn	1972-73	232-438	.530
	Kevin Ford	2008-10	233-440	.530

### 3-PT FIELD GOALS MADE

RK	NAME	YEARS	3PTM
1.	Greg Sutton*	1988-91	438
2.	Tim Gill	1994-98	333
3.	Ken Tutt	2003-07	319
4.	Warren Niles	2009-13	292
5.	Eric Perry	1996-00	214
6.	Clarence Thompson*	1988-90	205
7.	Josh Atkinson	1999-04	203
8.	Moses Ehambe	2004-08	183
9.	Luke Spencer-Gardner	2000-05	171
10.	Robert Jarvis	2008-09	169

### 3-PT FIELD GOALS ATTEMPTED

RK	NAME	YEARS	3PTA
1.	Greg Sutton*	1988-91	1,157
2.	Warren Niles	2009-13	780
3.	Ken Tutt	2003-07	775
4.	Tim Gill	1994-98	757
5.	Eric Perry	1996-00	565
6.	Clarence Thompson*	1988-90	553
7.	Josh Atkinson	1999-04	539
8.	Robert Jarvis	2007-09	459
9.	Moses Ehambe	2004-08	447
10.	Dominique Morrison	2008-12	424

### 3-PT FIELD GOAL PERCENTAGE (MIN. 100 ATT.)

RK	NAME	YEAR	3M-ATT.	PCT.
1.	Chris Riouse	2004-06	76-161	.472
2.	Tim Gill	1994-98	333-757	.440
3.	Aaron Young	2014-17	90-217	.415
	Luke Spencer-Gardner	2001-05	171-412	.415
4.	Ken Tutt	2003-07	319-775	.412
5.	Moses Ehambe	2004-08	183-447	.409
6.	Phillip Owens	1997-99	56-139	.403
7.	James Kruse	1994-97	49-122	.402
8.	Mikey Manghum	2009-13	44-111	.396
8.	Clifford Crenshaw	1993-97	134-302	.392
9.	Anthony Jones*	1990-91	59-151	.391
10.	Chad Wilkerson	1995-99	116-299	.388

### FREE THROWS MADE

RK	NAME	YEARS	FT
1.	Caleb Green	2003-07	852
2.	Greg Sutton*	1988-91	584
3.	Dominique Morrison	2008-12	543
4.	Richard Fuqua**	1969-73	458
5.	Obi Emegano	2013-16	433
6.	Damen Bell-Holter	2009-13	371
7.	Mark Acres	1981-85	440
8.	Haywoode Workman	1986-89	339
9.	Ken Tutt	2003-07	332
10.	Anthony Roberts	1973-77	329

### FREE THROWS ATTEMPTED

RK	NAME	YEARS	FTA
1.	Caleb Green	2003-07	1134
2.	Greg Sutton*	1988-91	765
3.	Dominique Morrison	2008-12	668
4.	Richard Fuqua**	1969-73	658
5.	Mark Acres	1981-85	632
6.	Obi Emegano	2013-16	530
7.	Rocky Walls	1994-98	527
8.	Damen Bell-Holter	2009-13	510
9.	Derrick Taylor	1996-00	489
10.	Anthony Roberts	1973-77	434

### FREE THROW PERCENTAGE (MIN. 75 ATT.)

RK	NAME	YEARS	ATT.	PCT.
1.	Steve Bontrager	1979-81	103-117	.880
2.	Bill Hull**	1967-69	104-121	.860
3.	Bobby Hodge**	1966-68	169-198	.854
4.	Sam Potter	1983-85	131-156	.840
5.	D.J. Jackson	2012-14	96-116	.828
6.	Tim Gill	1994-98	302-365	.827
7.	Jalen Bradley	2015-17	109-133	.820
8.	Kenny Bohanon	1992-94	116-142	.817
	Obi Emegano	2013-16	433-530	.817
10.	Robert Jarvis	2007-09	191-234	.816

### BLOCKED SHOTS

RK	NAME	YEARS	BLK
1.	Kendrick Moore	2001-03	197
2.	Mark Acres	1981-85	164
3.	Shawn King	2006-08	149
4.	Damen Bell-Holter	2009-13	139
5.	Alvin Scott	1973-77	131
6.	Rocky Walls	1994-98	127
7.	<b>ALBERT OWENS</b>	<b>2014-PRES.</b>	<b>110</b>
8.	Antonio Martin	1977-80	106
9.	Shawn Glover	2012-14	97
10.	Brandon Conley	2012-16	94

### STEALS

RK	NAME	YEARS	STL
1.	Haywoode Workman	1986-89	250
2.	Earl McClellan	1993-97	215
3.	Greg Sutton*	1988-91	213
4.	Tim Gill	1994-98	172
5.	Rocky Walls	1994-98	166
6.	Caleb Green	2003-07	164
7.	Gary "Cat" Johnson	1978-82	163
8.	Willie Irons	1984-88	157
9.	Mark Acres	1981-85	150
	Akin Akin-Otiko	1983-87	150
10.	Eric Perry	1996-00	145

\* Part of career spent at NAIA level

\*\* Part of career prior to ORU's move to NCAA Major College Division





**ORU Men's Basketball**  
**ORU Combined Team Statistics (as of Nov 22, 2017)**  
**All games**



<b>RECORD:</b>	<b>OVERALL</b>	<b>HOME</b>	<b>AWAY</b>	<b>NEUTRAL</b>
ALL GAMES	1-4	1-0	0-3	0-1
CONFERENCE	0-0	0-0	0-0	0-0
NON-CONFERENCE	1-4	1-0	0-3	0-1

#	Player	gp-gs	min	avg	Total		3-Point		F-Throw		Rebounds								pts	avg		
					fg-fga	fg%	3fg-fga	3fg%	ft-fa	ft%	off	def	tot	avg	pf	dq	a	to			blk	stl
44	Owens, Albert	5-5	134	26.8	29-60	.483	0-0	.000	12-22	.545	9	15	24	4.8	10	0	5	6	4	1	70	14.0
02	Ruder, Austin	5-5	174	34.8	22-56	.393	16-41	.390	4-5	.800	2	21	23	4.6	7	0	12	7	0	1	64	12.8
23	Nzekwesi, Emmanuel	5-5	156	31.2	26-53	.491	1-13	.077	9-16	.563	17	18	35	7.0	15	0	9	10	4	6	62	12.4
10	Kearns, Sam	5-5	150	30.0	12-33	.364	7-21	.333	9-12	.750	1	6	7	1.4	18	1	18	6	0	2	40	8.0
25	White, Javan	5-2	100	20.0	13-32	.406	1-1	1.000	10-15	.667	10	17	27	5.4	13	0	6	14	6	2	37	7.4
24	Fuqua, R.J.	5-3	141	28.2	13-31	.419	3-8	.375	3-4	.750	2	14	16	3.2	9	0	14	11	0	11	32	6.4
52	Miller, Chris	5-0	56	11.2	12-24	.500	0-0	.000	1-2	.500	7	4	11	2.2	14	0	1	5	2	0	25	5.0
33	Ahmedic, Emir	2-0	7	3.5	2-2	1.000	0-0	.000	2-2	1.000	0	1	1	0.5	3	0	0	0	0	2	6	3.0
32	Manek, Kellen	4-0	11	2.8	2-3	.667	2-3	.667	1-2	.500	1	1	2	0.5	3	0	0	2	0	0	7	1.8
20	Sutton, Spencer	3-0	23	7.7	1-2	.500	0-1	.000	0-1	.000	1	1	2	0.7	2	0	1	1	0	1	2	0.7
03	Harris, Jontray	3-0	25	8.3	0-4	.000	0-2	.000	0-0	.000	2	1	3	1.0	3	0	2	1	0	0	0	0.0
01	Conley, James	2-0	23	11.5	0-2	.000	0-2	.000	0-0	.000	0	3	3	1.5	1	0	6	3	1	1	0	0.0
	Team										13	9	22				5					
	Total.....	5	1000		132-302	.437	30-92	.326	51-81	.630	65	111	176	35.2	98	1	74	71	17	27	345	69.0
	Opponents.....	5	1000		143-294	.486	42-117	.359	74-104	.712	58	124	182	36.4	87	-	81	60	19	33	402	80.4

TEAM STATISTICS	ORU	OPP	Date	Opponent	Score	Att.
SCORING	345	402	11/10/17	AVILA	w 86-72	2521
Points per game	69.0	80.4	11/13/17	at Tulsa	L 71-90	4437
Scoring margin	-11.4	-	11/16/17	at Oklahoma State	L 48-91	4268
FIELD GOALS-ATT	132-302	143-294	11/20/17	vs Montana	L 64-69	0
Field goal pct	.437	.486	11/21/17	at Pepperdine	L 76-80	1239
3 POINT FG-ATT	30-92	42-117	* - Conference game			
3-point FG pct	.326	.359				
3-pt FG made per game	6.0	8.4				
FREE THROWS-ATT	51-81	74-104				
Free throw pct	.630	.712				
F-Throws made per game	10.2	14.8				
REBOUNDS	176	182				
Rebounds per game	35.2	36.4				
Rebounding margin	-1.2	-				
ASSISTS	74	81				
Assists per game	14.8	16.2				
TURNOVERS	71	60				
Turnovers per game	14.2	12.0				
Turnover margin	-2.2	-				
Assist/turnover ratio	1.0	1.4				
STEALS	27	33				
Steals per game	5.4	6.6				
BLOCKS	17	19				
Blocks per game	3.4	3.8				
ATTENDANCE	2521	9944				
Home games-Avg/Game	1-2521	3-3315				
Neutral site-Avg/Game	-	1-0				

Score by Periods	1st	2nd	Totals
ORU	166	179	345
Opponents	183	219	402



**ORU Men's Basketball**  
**ORU Points-Rebounds-Assists (as of Nov 22, 2017)**  
**All games**



Opponent	Date	Score		01 CONLEY,JAM	02 RUDER,AUST	03 HARRIS,JON	10 KEARNS,SAM	20 SUTTON,SPE	23 NZEKWESI,E	24 FUQUA,RJ
AVILA	11/10/17	86-72	w	0-3-4	15-7-0	DNP	5-1-1	0-1-1	10-7-0	10-3-4
at Tulsa	11/13/17	71-90	L	0-0-2	13-3-5	DNP	9-2-4	0-1-0	18-9-2	10-4-1
at Oklahoma State	11/16/17	48-91	L	DNP	6-4-1	0-2-1	3-1-3	2-0-0	8-6-1	4-3-1
vs Montana	11/20/17	64-69	L	DNP	19-5-3	0-0-0	10-1-3	DNP	9-6-1	3-4-5
at Pepperdine	11/21/17	76-80	L	DNP	11-4-3	0-1-1	13-2-7	DNP	17-7-5	5-2-3

Opponent	Date	Score		25 WHITE,JAVA	32 MANEK,KELL	33 AHMEDIC,EM	44 OWENS,ALBE	52 MILLER,CHR
AVILA	11/10/17	86-72	w	9-12-2	7-2-0	0-0-0	23-9-1	7-2-0
at Tulsa	11/13/17	71-90	L	10-4-0	0-0-0	DNP	7-1-2	4-2-1
at Oklahoma State	11/16/17	48-91	L	3-2-2	0-0-0	DNP	16-6-0	6-2-0
vs Montana	11/20/17	64-69	L	3-5-1	DNP	6-1-0	8-4-0	6-3-0
at Pepperdine	11/21/17	76-80	L	12-4-1	0-0-0	DNP	16-4-2	2-2-0



**ORU Men's Basketball**  
**ORU Team Game-by-Game Comparison (as of Nov 22, 2017)**  
**All games**



Opponent	1st	2nd	Score	Mar	Total FG	FG Pct	3-Pointers	3FG Pct	Free Throws	FT Pct	Rebounds	Assist	T/Over	Block	Steal	Fouls
AVILA	45/30	41/42	86-72	+14	35-75/26-60	.467/.433	5-18/10-24	.278/.417	11-20/10-18	.550/.556	51/34 +17	13/13	10/16	5/1	11/4	18/18
Tulsa	30/45	41/45	71-90	(19)	26-59/31-57	.441/.544	6-20/8-21	.300/.381	13-21/20-27	.619/.741	34/35 (1)	17/13	19/14	3/6	5/9	25/22
Oklahoma State	27/44	21/47	48-91	(43)	20-60/35-70	.333/.500	3-18/13-33	.167/.394	5-8/8-11	.625/.727	33/47 (14)	9/23	12/7	2/6	2/5	14/10
Montana	24/31	40/38	64-69	(5)	23-52/24-56	.442/.429	8-16/4-22	.500/.182	10-15/17-22	.667/.773	31/34 (3)	13/18	16/10	3/4	6/10	18/18
Pepperdine	40/33	36/47	76-80	(4)	28-56/27-51	.500/.529	8-20/7-17	.400/.412	12-17/19-26	.706/.731	27/32 (5)	22/14	14/13	4/2	3/5	23/19

Note: Game totals are displayed in the format TEAM/OPPONENT for each category



**ORU Men's Basketball**  
**ORU Season/Career Statistics (as of Nov 22, 2017)**  
**All games**



## SEASON STATISTICS

## CAREER STATISTICS

SUMMARY	gp-gs	min/g	fg%	3fg%	ft%	r/g	a/g	stl	blk	pts/g
Owens, Albert	5-5	26.8	.483	.000	.545	4.8	1.0	1	4	14.0
Ruder, Austin	5-5	34.8	.393	.390	.800	4.6	2.4	1	0	12.8
Nzekwesi, Emmanuel	5-5	31.2	.491	.077	.563	7.0	1.8	6	4	12.4
Kearns, Sam	5-5	30.0	.364	.333	.750	1.4	3.6	2	0	8.0
White, Javan	5-2	20.0	.406	1.000	.667	5.4	1.2	2	6	7.4
Fuqua, R.J.	5-3	28.2	.419	.375	.750	3.2	2.8	11	0	6.4
Miller, Chris	5-0	11.2	.500	.000	.500	2.2	0.2	0	2	5.0
Ahmedic, Emir	2-0	3.5	1.000	.000	1.000	0.5	0.0	2	0	3.0
Manek, Kellen	4-0	2.8	.667	.667	.500	0.5	0.0	0	0	1.8
Sutton, Spencer	3-0	7.7	.500	.000	.000	0.7	0.3	1	0	0.7
Harris, Jontray	3-0	8.3	.000	.000	.000	1.0	0.7	0	0	0.0
Conley, James	2-0	11.5	.000	.000	.000	1.5	3.0	1	1	0.0

SUMMARY	gp-gs	min/g	fg%	3fg%	ft%	r/g	a/g	stl	blk	pts/g
Owens, Albert	100-63	22.1	.465	.208	.659	4.3	0.6	32	114	10.3
Ruder, Austin	5-5	34.8	.393	.390	.800	4.6	2.4	1	0	12.8
Nzekwesi, Emmanuel	35-34	25.2	.454	.256	.640	6.5	1.3	24	19	10.1
Kearns, Sam	5-5	30.0	.364	.333	.750	1.4	3.6	2	0	8.0
White, Javan	28-7	14.3	.462	.500	.667	4.0	0.6	8	28	4.8
Fuqua, R.J.	5-3	28.2	.419	.375	.750	3.2	2.8	11	0	6.4
Miller, Chris	33-2	10.5	.469	.000	.684	2.4	0.2	1	11	3.6
Ahmedic, Emir	2-0	3.5	1.000	.000	1.000	0.5	0.0	2	0	3.0
Manek, Kellen	4-0	2.8	.667	.667	.500	0.5	0.0	0	0	1.8
Sutton, Spencer	3-0	7.7	.500	.000	.000	0.7	0.3	1	0	0.7
Harris, Jontray	21-0	9.3	.422	.323	.471	1.4	0.4	2	1	2.7
Conley, James	2-0	11.5	.000	.000	.000	1.5	3.0	1	1	0.0

SCORING	fg-fga	fg%	3fg-fga	3fg%	ft-fa	ft%	pts	pts/g
Owens, Albert	29-60	.483	0-0	.000	12-22	.545	70	14.0
Ruder, Austin	22-56	.393	16-41	.390	4-5	.800	64	12.8
Nzekwesi, Emmanuel	26-53	.491	1-13	.077	9-16	.563	62	12.4
Kearns, Sam	12-33	.364	7-21	.333	9-12	.750	40	8.0
White, Javan	13-32	.406	1-1	1.000	10-15	.667	37	7.4
Fuqua, R.J.	13-31	.419	3-8	.375	3-4	.750	32	6.4
Miller, Chris	12-24	.500	0-0	.000	1-2	.500	25	5.0
Ahmedic, Emir	2-2	1.000	0-0	.000	2-2	1.000	6	3.0
Manek, Kellen	2-3	.667	2-3	.667	1-2	.500	7	1.8
Sutton, Spencer	1-2	.500	0-1	.000	0-1	.000	2	0.7
Harris, Jontray	0-4	.000	0-2	.000	0-0	.000	0	0.0
Conley, James	0-2	.000	0-2	.000	0-0	.000	0	0.0

SCORING	fg-fga	fg%	3fg-fga	3fg%	ft-fa	ft%	pts	pts/g
Owens, Albert	409-880	.465	5-24	.208	207-314	.659	1030	10.3
Ruder, Austin	22-56	.393	16-41	.390	4-5	.800	64	12.8
Nzekwesi, Emmanuel	143-315	.454	21-82	.256	48-75	.640	355	10.1
Kearns, Sam	12-33	.364	7-21	.333	9-12	.750	40	8.0
White, Javan	54-117	.462	1-2	.500	26-39	.667	135	4.8
Fuqua, R.J.	13-31	.419	3-8	.375	3-4	.750	32	6.4
Miller, Chris	53-113	.469	0-0	.000	13-19	.684	119	3.6
Ahmedic, Emir	2-2	1.000	0-0	.000	2-2	1.000	6	3.0
Manek, Kellen	2-3	.667	2-3	.667	1-2	.500	7	1.8
Sutton, Spencer	1-2	.500	0-1	.000	0-1	.000	2	0.7
Harris, Jontray	19-45	.422	10-31	.323	8-17	.471	56	2.7
Conley, James	0-2	.000	0-2	.000	0-0	.000	0	0.0

TOTALS	o-reb	d-reb	t-reb	pf	fo	ast	to	a/to
Owens, Albert	9	15	24	10	0	5	6	0.8
Ruder, Austin	2	21	23	7	0	12	7	1.7
Nzekwesi, Emmanuel	17	18	35	15	0	9	10	0.9
Kearns, Sam	1	6	7	18	1	18	6	3.0
White, Javan	10	17	27	13	0	6	14	0.4
Fuqua, R.J.	2	14	16	9	0	14	11	1.3
Miller, Chris	7	4	11	14	0	1	5	0.2
Ahmedic, Emir	0	1	1	3	0	0	0	0.0
Manek, Kellen	1	1	2	3	0	0	2	0.0
Sutton, Spencer	1	1	2	2	0	1	1	1.0
Harris, Jontray	2	1	3	3	0	2	1	2.0
Conley, James	0	3	3	1	0	6	3	2.0

TOTALS	o-reb	d-reb	t-reb	pf	fo	ast	to	a/to
Owens, Albert	150	278	428	180	3	60	120	0.5
Ruder, Austin	2	21	23	7	0	12	7	1.7
Nzekwesi, Emmanuel	69	159	228	95	2	45	55	0.8
Kearns, Sam	1	6	7	18	1	18	6	3.0
White, Javan	39	74	113	71	2	18	35	0.5
Fuqua, R.J.	2	14	16	9	0	14	11	1.3
Miller, Chris	32	48	80	85	2	7	40	0.2
Ahmedic, Emir	0	1	1	3	0	0	0	0.0
Manek, Kellen	1	1	2	3	0	0	2	0.0
Sutton, Spencer	1	1	2	2	0	1	1	1.0
Harris, Jontray	6	24	30	15	0	9	9	1.0
Conley, James	0	3	3	1	0	6	3	2.0

## PREVIOUS BOX SCORES

**Official Basketball Box Score -- Game Totals -- Final Statistics**  
**Oral Roberts vs Tulsa**  
**11/13/17 7:05 pm at Tulsa, Okla. (Donald W. Reynolds Center)**

## Oral Roberts 71 • 1-1

#	Player	Total		3-Ptr		Rebounds			PF	TP	A	TO	Bk	Stl	Min
		FG-FGA	FG-FGA	FT-FTA	FT-FTA	Off	Def	Tot							
23	Nzekwesi, Emmanuel	f	7-12	0-3	4-5	6	3	9	4	18	2	2	0	2	36
44	Owens, Albert	c	2-5	0-0	3-7	0	1	1	4	7	2	1	1	0	19
02	Ruder, Austin	g	5-13	3-8	0-0	0	3	3	0	13	5	1	0	0	36
10	Kearns, Sam	g	3-8	1-4	2-3	0	2	2	4	9	4	2	0	0	36
24	Fuqua, R.J.	g	4-10	2-4	0-0	0	4	4	3	10	1	3	0	1	30
01	Conley, James		0-1	0-1	0-0	0	0	0	1	0	2	3	0	1	10
20	Sutton, Spencer		0-0	0-0	0-0	0	1	1	1	0	0	0	0	0	3
25	White, Javan		3-5	0-0	4-6	1	3	4	4	10	0	4	2	1	20
32	Manek, Kellen		0-0	0-0	0-0	0	0	0	1	0	0	1	0	0	0+
52	Miller, Chris		2-5	0-0	0-0	1	1	2	3	4	1	1	0	0	10
Team						5	3	8							
Totals			26-59	6-20	13-21	13	21	34	25	71	17	19	3	5	200

FG % 1st Half: 10-29 34.5% 2nd half: 16-30 53.3% Game: 26-59 44.1%  
 3FG % 1st Half: 2-12 16.7% 2nd half: 4-8 50.0% Game: 6-20 30.0%  
 FT % 1st Half: 8-12 66.7% 2nd half: 5-9 55.6% Game: 13-21 61.9%

## Tulsa 90 • 1-1

#	Player	Total		3-Ptr		Rebounds			PF	TP	A	TO	Bk	Stl	Min
		FG-FGA	FG-FGA	FT-FTA	FT-FTA	Off	Def	Tot							
00	ETOU, Junior	f	11-13	2-3	6-7	0	7	7	4	30	2	3	2	1	29
02	JEFFRIES, DaQuan	f	4-7	1-2	1-2	3	4	7	4	10	1	2	3	3	25
04	TAPLIN, Sterling	g	6-14	0-3	5-6	0	4	4	2	17	4	1	0	3	28
10	SCOTT, Curran	g	2-7	2-6	2-2	0	2	2	1	8	0	3	0	0	15
13	WHEELER, Jaleel	g	2-2	0-0	0-0	0	2	2	3	4	0	1	0	0	13
01	IGBANU, Martins		0-1	0-0	3-4	1	0	1	4	3	0	2	0	0	13
05	JOINER, Elijah		1-3	1-2	0-0	2	2	4	1	3	2	0	0	0	22
03	KORITA, Lawson		2-2	0-0	1-2	0	2	2	1	5	1	1	0	1	19
11	JACKSON, Darien		0-0	0-0	0-2	0	0	0	0	0	0	0	0	1	2
32	HENDERSON JR, Corey		1-2	1-2	0-0	0	0	0	1	3	2	1	0	0	14
35	ARTISON, Geno		2-6	1-3	2-2	1	3	4	1	7	1	0	1	0	20
Team						2	0	2							
Totals			31-57	8-21	20-27	9	26	35	22	90	13	14	6	9	200

FG % 1st Half: 16-32 50.0% 2nd half: 15-25 60.0% Game: 31-57 54.4%  
 3FG % 1st Half: 7-17 41.2% 2nd half: 1-4 25.0% Game: 8-21 38.1%  
 FT % 1st Half: 6-7 85.7% 2nd half: 14-20 70.0% Game: 20-27 74.1%

Officials: Pat Adams, Robert Felder, Kyle Regetz  
 Technical fouls: Oral Roberts-None. Tulsa-None.  
 Attendance: 4437

Score by periods	1st	2nd	Total
Oral Roberts	30	41	71
Tulsa	45	45	90

Points	In Paint	Off T/O	2nd Chance	Fast Break	Bench
ORU	32	14	15	0	14
UTS	40	22	14	4	21

Last FG - ORU 2nd-02:25, TLS 2nd-00:43.  
 Largest lead - ORU by 1 1st-19:20, TLS by 20 2nd-14:55.  
 ORU led for 00:23. TLS led for 38:39. Game was tied for 00:58.

Score tied - 2 times.  
 Lead changed - 2 times.



Official Basketball Box Score -- Game Totals -- Final Statistics  
**Oral Roberts vs Oklahoma State**  
 11/16/17 7 p.m. at Gallagher-Iba Arena (Stillwater, Okla.)



## Oral Roberts 48 • 1-2

#	Player	Total		3-Ptr		Rebounds			PF	TP	A	TO	Bk	Stl	Min
		FG-FGA	FG-FGA	FT-FTA	FT-FTA	Off	Def	Tot							
23	Nzekwesi, Emmanuel	f	3-9	0-3	2-3	2	4	6	2	8	1	1	0	0	30
44	Owens, Albert	c	7-11	0-0	2-2	2	4	6	1	16	0	1	1	1	30
02	Ruder, Austin	g	2-12	2-9	0-0	1	3	4	1	6	1	2	0	0	37
10	Kearns, Sam	g	1-5	1-4	0-0	0	1	1	5	3	3	2	0	1	22
24	Fuqua, R.J.	g	2-6	0-1	0-0	0	3	3	0	4	1	3	0	0	33
03	Harris, Jontray		0-2	0-1	0-0	1	1	2	0	0	1	0	0	0	10
20	Sutton, Spencer		1-1	0-0	0-1	0	0	0	0	2	0	0	0	0	3
25	White, Javan		1-7	0-0	1-2	0	2	2	2	3	2	3	1	0	19
32	Manek, Kellen		0-0	0-0	0-0	0	0	0	0	0	0	0	0	0	1
52	Miller, Chris		3-7	0-0	0-0	2	0	2	3	6	0	0	0	0	15
Team						4	3	7							
Totals			20-60	3-18	5-8	12	21	33	14	48	9	12	2	2	200

FG % 1st Half: 10-28 35.7% 2nd half: 10-32 31.3% Game: 20-60 33.3%  
 3FG % 1st Half: 3-12 25.0% 2nd half: 0-6 0.0% Game: 3-18 16.7%  
 FT % 1st Half: 4-5 80.0% 2nd half: 1-3 33.3% Game: 5-8 62.5%

## Oklahoma State 91 • 3-0

#	Player	Total		3-Ptr		Rebounds			PF	TP	A	TO	Bk	Stl	Min
		FG-FGA	FG-FGA	FT-FTA	FT-FTA	Off	Def	Tot							
41	Solomon, Mitchell	f	5-6	0-1	2-2	2	5	7	0	12	3	0	3	1	25
14	N'Guessan, Lucas	c	1-2	0-1	1-2	2	6	8	3	3	0	0	1	0	18
01	Smith, Kendall	g	4-12	1-3	0-1	1	3	4	2	9	3	3	0	1	23
05	Shine, Tavarious	g	3-8	2-5	0-0	4	3	7	1	8	5	0	1	1	27
21	Waters, Lindy	g	3-7	2-5	0-0	2	3	5	1	8	0	0	1	0	25
00	Averette, Brandon		8-16	4-6	1-1	1	3	4	1	21	9	0	0	2	26
02	Dawson, Zack		3-6	1-4	4-5	0	2	2	0	11	3	1	0	0	15
04	Dziagwa, Thomas		4-8	3-7	0-0	1	0	1	1	11	0	2	0	0	17
12	McGriff, Cameron		4-5	0-1	0-0	3	4	7	1	8	0	1	0	0	18
33	Reeves, Trey		0-0	0-0	0-0	0	0	0	0	0	0	0	0	0	6
Team						1	1	2							
Totals			35-70	13-33	8-11	17	30	47	10	91	23	7	6	5	200

FG % 1st Half: 18-37 48.6% 2nd half: 17-33 51.5% Game: 35-70 50.0%  
 3FG % 1st Half: 5-11 45.5% 2nd half: 8-22 36.4% Game: 13-33 39.4%  
 FT % 1st Half: 3-4 75.0% 2nd half: 5-7 71.4% Game: 8-11 72.7%

Officials: Doug Simmons, Michael Greenstein, Owen Shortt  
 Technical fouls: Oral Roberts-None. Oklahoma State-None.  
 Attendance: 4268  
 Fouled Out: ORU #10-Kearns (11:54)

Score by periods	1st	2nd	Total
Oral Roberts	27	21	48
Oklahoma State	44	47	91

Points	In Paint	Off T/O	2nd Chance	Fast Break	Bench
ORU	32	14	15	0	14
OSU	32	14	11	5	21

Last FG - ORU 2nd-00:27, OSU 2nd-01:26.  
 Largest lead - ORU by 1 1st-14:18, OSU by 46 2nd-03:51.  
 ORU led for 01:12. OSU led for 37:19. Game was tied for 01:29.

Score tied - 3 times.  
 Lead changed - 2 times.



Official Basketball Box Score -- Game Totals -- Final Statistics  
**ORU vs Montana**  
 11/20/17 5:05 p.m. at Malibu, Calif. (Firestone Fieldhouse)



## ORU 64 • 1-3

#	Player	Total		3-Ptr		Rebounds			PF	TP	A	TO	Bk	Stl	Min
		FG-FGA	FG-FGA	FT-FTA	FT-FTA	Off	Def	Tot							
23	Nzekwesi, Emmanuel	f	4-10	1-3	0-1	1	5	6	1	9	1	3	1	3	38
25	White, Javan	f	1-6	0-0	1-2	3	2	5	3	3	1	3	0	0	17
44	Owens, Albert	c	3-7	0-0	2-4	1	3	4	1	8	0	1	0	0	21
02	Ruder, Austin	g	6-9	5-7	2-2	0	5	5	1	19	3	3	0	0	37
10	Kearns, Sam	g	3-8	2-4	2-2	1	0	1	3	10	3	1	0	0	34
03	Harris, Jontray		0-2	0-1	0-0	0	0	0	1	0	0	0	0	0	9
24	Fuqua, R.J.		1-4	0-1	1-2	2	2	4	1	3	5	2	0	1	23
33	Ahmedic, Emir		2-2	0-0	2-2	0	1	1	3	6	0	0	0	2	6
52	Miller, Chris		3-4	0-0	0-0	1	2	3	4	6	0	2	2	0	15
Team						1	1	2							
Totals			23-52	8-16	10-15	10	21	31	18	64	13	16	3	6	200

FG % 1st Half: 9-24 37.5% 2nd half: 14-28 50.0% Game: 23-52 44.2%  
 3FG % 1st Half: 1-5 20.0% 2nd half: 7-11 63.6% Game: 8-16 50.0%  
 FT % 1st Half: 5-9 55.6% 2nd half: 5-6 83.3% Game: 10-15 66.7%

## Montana 69 • 3-1

#	Player		Total			3-Ptr			Rebounds			PF	TP	A	TO	Bk	Stl	Min
			FG-FGA	FG-FGA	FT-FTA	Off	Def	Tot										
15	AKOH, Jamar	f	4-8	0-1	0-0	1	5	6	3	8	1	1	1	1	25			
20	KRSLOVIC, Fabijan	f	2-4	0-0	5-6	4	1	5	3	9	0	0	0	2	35			
00	OGUINE, Michael	g	3-10	1-6	7-8	3	3	6	2	14	4	1	0	1	35			
14	RORIE, Ahmadd	g	7-16	2-8	2-2	0	1	1	2	18	6	2	0	3	35			
24	MOOREHEAD, Bobby	g	1-5	1-5	2-2	2	3	5	1	5	2	0	2	1	24			
01	FALLS, Timmy		1-1	0-0	0-0	0	1	1	1	2	2	2	0	0	10			
03	BEVENS, Niko		0-2	0-1	0-0	0	0	0	0	0	1	0	0	1	3			
04	PRIDGETT, Sayeed		1-2	0-1	0-0	0	2	2	2	2	1	2	1	1	21			
05	NICHOLAS, Karl		5-8	0-0	1-4	2	2	4	2	11	1	2	0	0	18			
10	ESPE, Lars		0-0	0-0	0-0	0	0	0	1	0	0	0	0	0	1			
40	BESOVIC, Admir		0-0	0-0	0-0	0	1	1	1	0	0	0	0	0	3			
	Team					0	3	3										
Totals			24-56	4-22	17-22	12	22	34	18	69	18	10	4	10	200			



**WHAT'S COMING BACK IN 2017-18**

CATEGORY	PERCENTAGE RETURNING
Games Started	38.6 (58 of 150)
Min. Played	35.1 (2,122 of 6,050)
Points	42.8 (965 of 2,252)
Field Goals Made	47.2 (383 of 810)
3-Pt. FGs Made	15.2 (33 of 216)
Free Throws Made	39.9 (166 of 416)
Rebounds	44.1 (456 of 1,034)
Assists	18.4 (78 of 423)
Steals	21.6 (35 of 162)
Blocks	70.5 (62 of 88)

**RETURNING LEADERS**

Points per Game	Owens (17.4)
Field Goals Made	Owens (206)
Field Goal Pct.	Owens (.492)
3-Pt. FGs Made	Nzekwesi (20)
3-Pt Pct.	Harris (.345)
Free Throws Made	Owens (107)
Free Throw Pct.	Owens (.728)
Rebounds Per Game	Nzekwesi (6.4)
Assists Per Game	Nzekwesi (1.2)
Blocks Per Game	Owens (1.2)
Steals Per Game	Nzekwesi (0.6)

**SQUAD BREAKDOWN**

Starters Returning (2)	Nzekwesi, Owens
Starters Lost (3)	Anderson, Bradley, Martin
Others Returning (5)	Harris, Manek*, Miller, Sutton*, White*
Newcomers (5)	Ahmedic, Fuqua, Kearns, Ruder, Showman
Freshmen (4)	Ahmedic, Fuqua, Manek*, Sutton*
Sophomores (5)	Kearns, Miller, Nzekwesi, Showman, White*
Juniors (1)	Harris
Seniors (2)	Owens, Ruder

\*Redshirted the 2016-17 season

**WINS BY SUMMIT LEAGUE SCHOOLS SINCE 2001** (Entering 2017-18)

<b>ORAL ROBERTS</b> <sup>1</sup>	<b>305</b>
South Dakota <sup>3</sup>	297
North Dakota State <sup>2</sup>	294
South Dakota State <sup>2</sup>	293
Omaha <sup>4</sup>	286
Denver <sup>5</sup>	241
Fort Wayne <sup>2</sup>	218
Western Illinois	164

1 - Played in the Southland for two seasons (2012-13, 2013-14)

2 - Joined the Summit League in 2007 3 - Joined the Summit League in 2011

4 - Joined the Summit League in 2012 5 - Joined the Summit League in 2013

**2017-18 ROSTER**

NO.	NAME	POS.	HT.	WT.	CL.	HOMETOWN (HIGH SCHOOL/PREVIOUS SCHOOL)
2	Austin Ruder	G	6-3	200	Sr.	Nixa, Mo. (Nixa HS/Missouri State)
3	Jontray Harris	G	6-4	180	R-Jr.	Austin, Texas (Reagan HS/Hesston College)
10	Sam Kearns	G	6-0	190	So.	San Antonio, Texas (Clemens HS/North Platte CC)
14	Josiah Showman	G	6-5	210	So.	Tulsa, Okla. (Home-schooled / St. Gregory's)
20	Spencer Sutton	G	6-4	215	R-Fr.	Tulsa, Okla. (Holland Hall HS)
23	Emmanuel Nzekwesi	F	6-8	230	So.	Trophy Club, Texas (Byron Nelson HS)
24	R.J. Fuqua	G	5-11	170	Fr.	Tulsa, Okla. (Booker T. Washington HS)
25	Javan White	F	6-10	230	R-So.	Ames, Iowa (Ames HS)
32	Kellen Manek	F	6-7	227	R-Fr.	Harrah, Okla. (Harrah HS)
33	Emir Ahmedic	F	6-8	250	Fr.	Kladanj, Bosnia and Herzegovina (Southwest Christian Acad.)
44	Albert Owens	C	6-9	262	Sr.	Dallas, Texas (Trinity Christian HS)
52	Chris Miller	F	6-8	261	So.	Tulsa, Okla. (Booker T. Washington HS)


**HEAD COACH:** Paul Mills  
**ASSOCIATE HEAD COACH:** Rodney Perry  
**ASST. COACHES:** Talvin Hester, Sam Patterson  
**DIR. OF OPERATIONS:** Steve Upshaw

**ATHLETIC TRAINER:** John Joslin  
**VIDEO COORDINATOR:** Iain Laymon  
**GRADUATE ASSISTANT:** Freddie Zamora  
**MANAGERS:** Jonathan VanKeulen, Lorenz Ross, Luke Smith, Duncan White

**PRONUNCIATION GUIDE**

2 Austin Ruder	=	RUDE-er	24 R.J. Fuqua	=	f-YOU-quay
3 Jontray Harris	=	JOHN-tray	25 Javan White	=	JAY-vuhn
10 Sam Kearns	=	curr-ns	33 Emir Ahmedic	=	uh-MEER ah-MED-itch
23 Emmanuel Nzekwesi	=	nez-uh-KWAY-zee			



RETURNERS		SEASON HIGHS	CAREER HIGHS
#3		Points:	11, vs. John Brown (12/10/16)
		Field Goals:	4, vs. John Brown (12/10/16)
		3-pt Made:	3, vs. John Brown (12/10/16)
		FT Made:	4, vs. Montana (11/21/16)
		Rebounds:	5, vs. John Brown (12/10/16)
		Assists:	1 (9x), Most recently at Pepperdine (11/21/17)
#23		Points:	2, vs. Montana (11/21/16)
		Field Goals:	21, at Michigan State (12/3/16)
		3-pt Made:	8, vs. Ole Miss (11/18/16)
		FT Made:	2 (5x), Most recently vs. at Omaha (2/16/17)
		Rebounds:	5, at Michigan State (12/3/16)
		Assists:	17, vs. Rogers State (11/14/16)
#25		Points:	5, at Pepperdine (11/21/17)
		Field Goals:	5, at Pepperdine (11/21/17)
		3-pt Made:	3, at South Dakota State (2/4/17), vs. Montana (11/20/17)
		FT Made:	16, vs. South Dakota State (1/21/16)
		Rebounds:	7, vs. South Dakota State (1/21/16)
		Assists:	3, at Omaha (2/26/16)
#44		Points:	12, vs. Avila (11/10/17)
		Field Goals:	12, vs. Avila (11/10/17)
		3-pt Made:	12, vs. Avila (11/10/17)
		FT Made:	12, vs. Avila (11/10/17)
		Rebounds:	4, vs. John Brown (12/9/15)
		Assists:	2, vs. Omaha (1/23/16)
#52		Points:	3 (3x), Most recently at South Dakota State (2/4/17)
		Field Goals:	3, vs. Western Illinois (2/8/17)
		3-pt Made:	5, vs. Western Illinois (2/13/16)
		FT Made:	12, vs. John Brown (12/10/16)
		Rebounds:	6, vs. John Brown (12/10/16)
		Assists:	3, vs. Loyola (11/19/16)

NEWCOMERS		SEASON HIGHS	SEASON HIGHS
#2		Points:	13, at Pepperdine (11/21/17)
		Field Goals:	4, at Pepperdine (11/21/17)
		3-pt Made:	3, at Pepperdine (11/21/17)
		FT Made:	3, vs. Avila (11/10/17)
		Rebounds:	2, at Tulsa (11/13/17), at Pepperdine (11/21/17)
		Assists:	7, at Pepperdine (11/21/17)
#20		Points:	1, at Oklahoma State (11/16/17)
		Field Goals:	1, at Oklahoma State (11/16/17)
		3-pt Made:	1, vs. Avila (11/10/17), at Tulsa (11/13/17)
		FT Made:	1, vs. Avila (11/10/17)
		Rebounds:	1, vs. Avila (11/10/17)
		Assists:	1, vs. Avila (11/10/17)
#32		Points:	7, vs. Montana (11/20/17)
		Field Goals:	2, vs. Montana (11/20/17)
		3-pt Made:	2, vs. Montana (11/20/17)
		FT Made:	1, vs. Montana (11/20/17)
		Rebounds:	2, vs. Montana (11/20/17)
		Assists:	2, vs. Montana (11/20/17)
#10		Points:	10, vs. Avila (11/10/17), at Tulsa (11/13/17)
		Field Goals:	5, vs. Avila (11/10/17)
		3-pt Made:	2, at Tulsa (11/13/17)
		FT Made:	2, at Pepperdine (11/21/17)
		Rebounds:	4, at Tulsa (11/13/17), vs. Montana (11/20/17)
		Assists:	5, vs. Montana (11/20/17)
#24		Points:	9, vs. Avila (11/10/17)
		Field Goals:	6, vs. Montana (11/20/17)
		3-pt Made:	2, vs. Montana (11/20/17)
		FT Made:	2, vs. Montana (11/20/17)
		Rebounds:	1, vs. Montana (11/20/17)
		Assists:	2, vs. Montana (11/20/17)
#33		Points:	2, vs. Montana (11/20/17)
		Field Goals:	2, vs. Montana (11/20/17)
		3-pt Made:	2, vs. Montana (11/20/17)
		FT Made:	1, vs. Montana (11/20/17)
		Rebounds:	2, vs. Montana (11/20/17)
		Assists:	2, vs. Montana (11/20/17)

TEAM	SEASON HIGHS	SEASON LOWS
Points:	86, vs. Avila (11/10/17)	48, at Oklahoma State (11/16/17)
Field Goals:	35, vs. Avila (11/10/17)	20, at Oklahoma State (11/16/17)
3-pt Made:	8, vs. Montana (11/20/17)	3, at Oklahoma State (11/16/17)
FT Made:	13, at Tulsa (11/13/17)	5, at Oklahoma State (11/16/17)
Rebounds:	51, vs. Avila (11/10/17)	31, vs. Montana (11/20/17)
Assists:	17, at Tulsa (11/13/17)	9, at Oklahoma State (11/16/17)
Steals:	11, vs. Avila (11/10/17)	2, at Oklahoma State (11/16/17)
Blocks:	5, vs. Avila (11/10/17)	2, at Oklahoma State (11/16/17)
Turnovers:	19, at Tulsa (11/13/17)	10, vs. Avila (11/10/17)