

# BUCKNELL



## 2023-24 BISON BASKETBALL GAME NOTES | #rayBucknell #TheBisonWay



**GAME 10: BUCKNELL (2-7) AT PENN STATE (4-3)**  
**SATURDAY, DECEMBER 2 | UNIVERSITY PARK, PA. | BRYCE JORDAN CENTER**



### SCHEDULE/RESULTS

N6	DELAWARE (ESPN+)	78-57 L
N8	at Pennsylvania (ESPN+)	80-61 L
N11	at Niagara (ESPN+)	73-64 W
N14	at La Salle# (ESPN+)	69-57 L
N17	at #9/9 Duke# (ACC Network)	90-60 L
N20	SOUTHERN INDIANA# (ESPN+)	67-56 W
N22	at St. Bonaventure (ESPN+)	67-61 L
N25	at Marist (ESPN+)	73-49 L
N29	PRINCETON (ESPN+)	85-71 L
D2	at Penn State (BTN)	12 p.m.
D16	RADFORD (ESPN+)	3:30 p.m.
D22	at Merrimack (NEC FR)	2 p.m.
D30	SAINT PETER'S (ESPN+)	2 p.m.
J3	HOLY CROSS* (ESPN+)	7 p.m.
J6	AMERICAN* (CBS SN)	2 p.m.
J10	at Lehigh* (ESPN+)	7 p.m.
J13	COLGATE* (ESPN+)	3:30 p.m.
J17	at Boston University* (ESPN+)	7 p.m.
J20	at Lafayette* (ESPN+)	2 p.m.
J24	NAVY* (ESPN+)	7 p.m.
J27	at Army* (ESPN+)	1 p.m.
J31	LOYOLA* (ESPN+)	7 p.m.
F3	at American* (ESPN+)	4 p.m.
F7	at Navy* (ESPN+)	7 p.m.
F10	BOSTON UNIVERSITY* (ESPN+)	2 p.m.
F12	LEHIGH* (CBS SN)	7 p.m.
F17	at Colgate* (ESPN+)	2 p.m.
F21	at Holy Cross* (ESPN+)	7 p.m.
F25	ARMY* (ESPN+)	2 p.m.
F28	at Loyola* (ESPN+)	7 p.m.
M2	LAFAYETTE* (ESPN+)	7 p.m.
M5	PL Tournament First Round\$ (ESPN+)	TBA
M7	PL Tournament Quarterfinals\$ (ESPN+)	TBA
M10	PL Tournament Semifinals\$ (CBS SN)	TBA
M13	PL Championship Game\$ (CBS SN)	TBA

\* Patriot League game

# Blue Devil Challenge at campus sites

\$ PL Tournament games at home of higher seed

### BUCKNELL ATHLETIC COMMUNICATIONS

Director of Athletic Comm.: Jon Terry

Office: (570) 577-3121

Cell: (570) 850-9603

E-Mail: terry@bucknell.edu

Web Site: BucknellBison.com

Twitter: @Bucknell\_Bison, @Bucknell\_MBB

Instagram: @BucknellBison

Facebook: Bucknell Athletics

Associate SID: Ben Blumenthal

Assistant SID: Adam Evanko, Margaux Munick

### GAME INFORMATION

Tip ..... 12 p.m.  
 TV/Webcast ..... Big Ten Network  
 Play-by-Play ..... Jason Ross Jr.  
 Analyst ..... Myles Dread  
 Radio ..... The Valley (WVLY 100.9 FM)  
 Internet Audio ..... BucknellBison.com  
 Play-by-Play ..... Doug Birdsong  
 Live Stats ..... BucknellBison.com  
 Series ..... Penn State leads, 79-25  
 First Game ..... 3/5/1897 (B, 24-4)  
 Last BU Win ..... 11/13/2013 (90-80)  
 Last PSU Win ..... 11/19/2019 (98-70)  
 Current Streak ..... Penn State 3

**BUCKNELL BISON**  
 Record ..... 2-7  
 Patriot League ..... 0-0  
 KenPom Ranking ..... 331  
 2022-23 ..... 12-20 (5-13 PL)  
 Head Coach ..... John Griffin III  
 At Bucknell ..... 2-7 (1st)  
 Overall ..... 2-7 (1st)  
 Location ..... Lewisburg, Pa.  
 Enrollment ..... 3,867  
 Colors ..... Orange & Blue  
 President ..... Dr. John C. Bravman  
 AD ..... Jermaine Truax  
 Web Site ..... BucknellBison.com

**PENN STATE NITTANY LIONS**  
 Record ..... 4-3  
 Big Ten ..... 0-0  
 KenPom Ranking ..... 100  
 2022-23 ..... 23-14 (10-10 Big Ten)  
 Head Coach ..... Mike Rhoades  
 At Penn State ..... 4-3 (1st)  
 Overall ..... 377-192 (20th)  
 Location ..... University Park, Pa.  
 Enrollment ..... 48,535  
 Colors ..... Blue & White  
 President ..... Dr. Neeli Bendapudi  
 AD ..... Patrick Kraft  
 Web Site ..... GoPSUSports.com

### BUCKNELL PROBABLE STARTERS

**13 JOSH BASCOE**  
 6-0 • 178 • Jr. • Milton, Ontario  
**G** PTS REB AST MIN  
 9.4 2.1 4.9 29.2



**NOTES:** Point guard is off to strong start to junior season ... productive off bench in 1st 4G, then made 1st start at Duke after injury to Elvin Edmonds ... career-high 8 asst. vs. Delaware, Duke & St. Bonaventure ... career-high 20 pts. in win over Southern Indiana ... 3rd in PL in assists ... 10-22 (.455) 3FG on season.

**24 JACK FORREST**  
 6-5 • 208 • Sr. • Lower Merion, Pa.  
**G** PTS REB AST MIN  
 15.4 5.9 1.3 35.8



**NOTES:** Team's top returning scorer this season ... Saint Joe's transfer joined the Bison last season ... missed first part of season due to injury but was a key scorer in 2nd half of campaign ... career-high 27-pt. game at LaSalle, then 17 pts. at Duke ... 21 pts., 6 reb. vs. Princeton last time out ... 3rd in PL in scoring, 1st in minutes per game.

**2 BRADY MULLER**  
 6-4 • 209 • So. • Wyckoff, N.J.  
**F** PTS REB AST MIN  
 0.7 0.6 0.1 5.2



**NOTES:** Primarily a role player off the bench as a reserve forward but made his first career start on Wed. vs. Princeton ... tough defender and rebounder ... career 56.3 FG% in limited minutes ... career scoring high is 11 pts. in collegiate debut vs. Lebanon Valley last season ... product of outstanding Blair Academy (N.J.) program.

**22 RUOT BIJIEK**  
 6-9 • 187 • So. • Waukee, Iowa  
**F** PTS REB AST MIN  
 6.9 2.0 0.8 28.6



**NOTES:** Lanky forward with good shooting range returns after playing quite a bit as a freshman in 2021-22 ... appeared in all 32G with 3 starts ... set career highs with 12 pts., 7 reb. vs. Holy Cross ... later had 12-pt. games vs. Army and Boston U ... 23-24 season-high 11 pts. at Duke, then 10 pts. vs. Southern Indiana & Marist.

**3 NOAH WILLIAMSON**  
 7-0 • 244 • So. • Riga, Latvia  
**C** PTS REB BLK MIN  
 9.9 6.0 0.7 25.0



**NOTES:** Sophomore is in expanded role this season after seeing limited minutes as a freshman ... made the most of his time on the floor last year with 26 pts., 22 reb. in 85 min. ... best game of career came at Niagara with 22 pts., 11 reb. ... 15 pts., 8 reb. in win over Southern Indiana, fueled by 11-13 FT shooting.

### BUCKNELL RESERVES

No.	Name	Cl.	Pos.	Ht.	Wt.	PPG	RPG	Notable
0	Patrick O'Brien	Fr.	F	6-8	210	0.5	0.5	Newcomer from Bishop O'Connell in D.C.
1	Ian Motta	Jr.	F	6-6	198	4.1	3.0	Started 1st 8G, came off bench vs. Princeton
4	Josh Fulton	So.	G	6-6	186	—	—	Reserve wing sidelined due to injury
5	Elvin Edmonds IV	Jr.	G	6-2	201	10.0	2.0	Starting PG out with injury
10	Brandon McCreech	Fr.	G	6-4	180	1.9	0.6	Promising rookie guard from The Bronx
11	Josh Adoh	Sr.	G	6-4	205	2.8	2.0	Veteran wing off bench
12	Quin Berger	So.	G	6-2	200	2.9	0.8	Transfer from Saint Joseph's is 8-20 3FG
23	Pip Ajayi	Jr.	F	6-7	230	3.4	2.6	Transfer from Mercyhurst
25	Alek Delev	Sr.	G	6-0	152	0.0	0.0	Walk-on guard from Bulgaria

\*\* For pronunciation guide, see p. 40

**HEAD COACH JOHN GRIFFIN III**

One of the catalysts of some of Bucknell's all-time greatest men's basketball teams has returned home. John Griffin III, a 2008 Bucknell graduate, was named the 22nd head coach of the Bison men's basketball program on March 21, 2023.



Griffin, who has spent the previous four seasons as associate head coach at Saint Joseph's University, was a key part of some of Bucknell's very best teams in his two previous stints in Lewisburg, comprising four years as a student-athlete and four more as an assistant coach. In those eight seasons, Bucknell compiled a 174-87 (.667) overall record and a 102-26 (.797) mark in Patriot League games. Griffin helped lead Bucknell to four NCAA Tournament appearances, two as a player (2005, 2006) and two as an assistant coach (2017, 2018).

Griffin comes from a deep-rooted basketball family. He is now a second-generation head coach following in the footsteps of his father, John Griffin II, who was head coach at Siena from 1982-86 and at Saint Joseph's from 1990-95. Griffin's younger brother, Matt, played basketball at Rider and Boston University and is now an assistant coach on his staff at Bucknell.

Griffin scored 1,084 points during an outstanding four-year playing career at Bucknell. As a senior, he captained the team and earned First Team All-Patriot League honors after averaging 13.1 points per game. Griffin ranks third on Bucknell's career list for 3-point field goals with 220, and his 127 games played was a school record at the time.

After graduating from Bucknell with a degree in economics in 2008, Griffin played professionally in Germany, Slovakia, England, and Italy. He was the Player of the Year in the German Pro B division with Crailsheim in 2008-09, but his career was ultimately set back by a torn ACL.

In 2010-11, Griffin worked with the Indiana Pacers as a video coordinator. In addition to his video responsibilities, he participated in team practices and pregame warmups and conducted statistical analysis to help the coaching staff prepare scouting reports.

After playing his final pro season in Italy in 2011-12, Griffin was hired as the director of basketball operations at Rider in June 2012. He was promoted to assistant coach in 2013 and had been in that position for two seasons before returning to Bucknell.

Griffin came back to his alma mater in April 2015, and in four seasons as an assistant coach he helped the Bison to four Patriot League regular-season titles, two Patriot League Tournament titles, two NCAA Tournament appearances, and one NIT bid.

Griffin, who led Saint Joseph's Prep to a Philadelphia Catholic League championship and graduated as the school's all-time leading scorer during his high school days, was named associate head coach at Saint Joseph's University, his father's alma mater, in April 2019.

Griffin is married to the former Brianna Gauthier, who was a women's basketball student-athlete at Mount St. Mary's and later served as an assistant coach at Manhattan. The Griffins have three young sons, John Joseph IV, Charles, and Landon.

**Head Coach:** John Griffin III (Bucknell '08)

**Overall Record:** 2-7 (1st season)

**Assistant Coaches:** Matt Griffin, Branden McDonald, Jesse Flannery

**Director of Basketball Operations:** Mike Walley

**Strength & Conditioning Coach:** Justin McKenna

**BISON NOTES & NOTABLES****WITH A WIN OVER PENN STATE, BUCKNELL WOULD ...**

- ▶... snap a three-game losing streak and improve to 3-7 overall and 2-5 on the road on the season.
- ▶... defeat the Nittany Lions for the first time since Nov. 13, 2013 (0-3 since). That was also Bucknell's last win over a Big Ten team (0-8 since).

**HEADLINES**

▶Bucknell wraps up a busy first semester with a day trip to Penn State on Saturday. This will be the team's 10th game in the first four weeks of the season — no team in the country has played more — but after this game the Bison will be off for two weeks to focus on final exams and the final three non-conference games before Patriot League play starts on Jan. 3.

▶Bucknell and Penn State have some staff connections. Mike Rhoades, in his first year as Penn State's head coach after a successful six-year stint at VCU, was a standout player at Lebanon Valley under future Bucknell Hall-of-Fame coach Pat Flannery. Rhoades led his team to the 1994 NCAA Division III title and was the Co-Outstanding Player of the tournament. Flannery recently joined the Penn State basketball community as GM of the school's Happy Valley United NIL collective. **Jesse Flannery**, Pat's son and now an assistant coach at Bucknell, was on Rhoades' staff at VCU as a graduate assistant.

▶Bison head coach **John Griffin III** was previously the associate head coach at Saint Joseph's, where he went up against Rhoades' VCU teams and guards Ace Baldwin Jr. and Nick Kern Jr., who have since joined Rhoades at Penn State. Baldwin was the 2023 A-10 Player of the Year and Defensive Player of the Year. Bucknell will also see a familiar face in PSU grad transfer Leo O'Boyle, who played four years in the Patriot League at Lafayette.

▶Through Wednesday's games, Bucknell was one of only 12 teams in the nation to have played nine games already, and none had played more than nine.

▶The Bison were also one of only 12 teams to have played at least six true road games through Wednesday. By contrast, the six road games are more than the total of four entire conferences: Big 12 (2), Big Ten (4), Pac 12 (4), and Big East (5).

▶Bucknell is coming off a frustrating loss to unbeaten Princeton on Wednesday. The Bison played terrific basketball for the first 30 minutes and built an 11-point second-half lead against a Tigers squad that advanced to the 2023 NCAA Sweet Sixteen and are currently receiving votes in the Associated Press poll. But Princeton made 12 consecutive shots and outscored the Bison 28-6 over the final nine minutes to win 85-71.

▶One game after shooting a season-worst 28.8% from the field and 20.0% from the 3-point arc at Marist, the Bison shot 51.0% overall and 50.0% (9-18) from the 3-point line against Princeton.

▶Likewise, top scorer **Jack Forrest** had a nice bounce-back performance against Princeton. He entered the Marist game as the Patriot League's leading scorer at 16.6 ppg but was held to two points on 1-for-14 shooting in that game. But on Wednesday he led the way with 21 points on 8-for-16 shooting from the field and 3-for-6 from downtown. Forrest pushed his season average back up to 15.4 ppg, which ranks third in the Patriot League.

▶During the first four games of the season junior point guard **Josh Bascoe** provided good support for **Elvin Edmonds IV** coming off the bench. Bascoe had an eight-assist game against Delaware and a 15-point game at Niagara in a reserve role. After Edmonds was injured late in the first half at La Salle, Bascoe has started and played heavy minutes in each game since. He had two more eight-assist games against Duke and St. Bonaventure, and he scored a career-high 20 points in the win over Southern Indiana. Bascoe had 14 points and six assists on Wednesday against Princeton.

▶Bascoe is one of only 14 players in the nation with at least three games of eight or more assists this season.

**Most Games with 8+ Assists**

Darius Brown, Utah State	4
Rayj Dennis, Baylor	4
Dajuan Harris, Kansas	4
Savion Lewis, Quinnipiac	4
Isaiah Stevens, Colorado State	4
Stephan Swenson, Stetson	4
<b>Josh Bascoe, Bucknell</b>	<b>3</b>
Jared Bynum, Stanford	3
Jaquan Carlos, Hofstra	3
Daniss Jenkins, St. John's	3
Johannes Kirsipuu, Central Arkansas	3
Noah Reynolds, Green Bay	3
Jamal Shead, Houston	3
Elijah Stephens, American	3

▶Bucknell is in the midst of its 129th season of basketball, dating back to its first game on Feb. 14, 1896, a 16-14 victory over Lock Haven.

▶Bucknell is looking to rebound from a 12-20 season a year ago. The Bison went 5-13 in Patriot League play and fell 64-59 at American in the first round of the Patriot League Tournament.

▶The Bison were picked ninth in this year's Patriot League preseason poll, one spot ahead of Army West

**PATRIOT LEAGUE STANDINGS**

	Conference		Overall	
	W-L	Pct.	W-L	Pct.
Colgate	0-0	—	4-3	.571
American	0-0	—	4-4	.500
Boston U.	0-0	—	2-5	.286
Holy Cross	0-0	—	2-6	.250
Bucknell	0-0	—	2-7	.222
Navy	0-0	—	1-4	.200
Lehigh	0-0	—	1-6	.143
Loyola	0-0	—	1-6	.143
Lafayette	0-0	—	1-7	.125
Army	0-0	—	0-7	.000

**UPCOMING GAMES**

Dec. 1	Maritime at Army (ESPN+)	6
Dec. 2	Bucknell at Penn State (BTN)	12
	Holy Cross at Central Conn. (NECFR)	1
	Lehigh at UMBC (ESPN+)	1
	Cornell at Lafayette (ESPN+)	2
	Boston U. at Sacred Heart (NECFR)	2
	Saint Francis at American (ESPN+)	2
	Colgate at Arizona (Pac-12 Net.)	3
	Delaware State at Loyola (ESPN+)	5
Dec. 3	Coppin State at Navy (ESPN+)	1:30

**PATRIOT LEAGUE OFFICE**

Commissioner	Jennifer Heppel
Media Relations Director (MBB)	Ryan Sakamoto
Phone	(610) 289-1963
E-Mail	rsakamoto@patriotleague.com
Web Site	www.patriotleague.com
Twitter	@PatriotLeague

**BUCKNELL IN THE NCAA TOURNAMENT**

**Bucknell has made eight trips to the NCAA Tournament and is 2-8 in NCAA games.**

**1987 (East Coast Conference champion)**

**Seed:** 16 in Southeast Regional  
**Location:** Atlanta, Ga. (The Omni)  
**Result:** Lost to No. 1 Georgetown 75-53

**1989 (East Coast Conference champion)**

**Seed:** 15 in Midwest Regional  
**Location:** Dallas, Texas (Reunion Arena)  
**Result:** Lost to No. 2 Syracuse 104-81

**2005 (Patriot League champion)**

**Seed:** 14 in Syracuse Regional  
**Location:** Oklahoma City, Okla. (Ford Center)  
**Results:** Def. No. 3 Kansas 64-63; Lost to No. 6 Wisconsin 71-62

**2006 (Patriot League champion)**

**Seed:** 9 in Oakland Regional  
**Location:** Dallas, Texas (American Airlines Center)  
**Results:** Def. No. 8 Arkansas 59-55; Lost to No. 1 Memphis 72-56

**2011 (Patriot League champion)**

**Seed:** 14  
**Location:** Washington, D.C. (Verizon Center)  
**Result:** Lost to No. 3 Connecticut 81-52

**2013 (Patriot League champion)**

**Seed:** 11  
**Location:** Lexington, Ky. (Rupp Arena)  
**Result:** Lost to No. 6 Butler 68-56

**2017 (Patriot League champion)**

**Seed:** 13  
**Location:** Buffalo, N.Y. (Key Bank Center)  
**Result:** Lost to No. 4 West Virginia 86-80

**2018 (Patriot League champion)**

**Seed:** 14  
**Location:** Detroit, Mich. (Little Caesars Arena)  
**Result:** Lost to No. 3 Michigan State 82-78

Point. Defending-champion Colgate was the preseason No. 1 pick. **John Griffin III** is one of five new head coaches in the Patriot League this season.

► Bucknell won eight Patriot League regular-season titles in a nine-year span from 2011-19, and the Bison went to the NCAA Tournament in 2011, 2013, 2017 and 2018 during that stretch. Now Bucknell is trying to rebound from a rare run of four straight sub-.500 seasons, something that has not happened since 2000-01 to 2003-04.

► Penn State started the season 4-0 with home wins over Delaware State, Lehigh, Saint Francis, and Morehead State, but the Nittany Lions are looking to rebound from an 0-3 weekend at the ESPN Events Invitational in Kissimmee, Fla. They fell to No. 12 Texas A&M (89-77), Butler (88-78), and VCU (86-74).

► Penn State is coming off an outstanding 2023-24 season in which it went 23-14, lost a two-point game to Purdue in the Big Ten Tournament final, and routed Texas A&M 76-59 in the first round of the NCAA Tournament. Andrew Funk, a four-year standout for Bucknell who played last season as a graduate student at Penn State, went 8-for-10 from three-point range and scored 27 points in that game.

► Kanye Clary is the team's top scorer at 16.7 ppg, followed by Baldwin at 14.0 ppg. Maryland transfer Qudus Wahab is averaging just shy of a double-double with 10.0 ppg and 9.6 rpg. Clary was actually averaging 19.5 ppg through the team's first six games, including a 28-point outburst against Butler, but he was scoreless in nine minutes before leaving with an injury in the most recent game against VCU.

**HOW TO GET THE GAME**

► The Bucknell-Penn State game will be televised on the Big Ten Network. Jason Ross Jr. will be joined on the broadcast by former Nittany Lion Myles Dread.

► "Voice of the Bison" Doug Birdsong will provide the radio call on WWLY 100.9 FM in the Susquehanna Valley.

► The audio feed is also available online free of charge via BucknellBison.com.

► Live statistics can be accessed via GoPSUSports.com.

► Follow @Bucknell\_MBB for in-game updates on Twitter.

**NOTABLE NUMBERS**

► Rebounding has been a key stat for the Bison thus far. They are +24 on the boards in their two wins, but in the seven losses Bucknell is -78 on the glass.

► Bucknell has been strong from the free-throw line of late after a slow start to the season. The Bison are 54-66 (.818) from the stripe over the last four games. Center **Noah Williamson** has been a big part of that resurgence, as he is 21-25 (.840) during that span.

► **Josh Bascoe** is 20-for-37 (.541) from the field over his last four games.

► **Quin Berger** is 7 for his last 13 from 3-point range after a 1-for-7 start to the season.

► **Pip Ajayi** is 5-for-5 from the floor over his last two games.

► **Jack Forrest** is one of only 42 guards in the nation averaging at least 15.0 points and 5.9 rebounds per game.

► After holding four of its previous five opponents under 45% shooting from the field, Bucknell's last two opponents have shot 56.0% (Marist) and 58.9% (Princeton), respectively.

**LAST TIME OUT**

► Bucknell put together some of its best play of the season over the game's first 30 minutes, but Matt Allocco and undefeated Princeton simply wouldn't miss in the final 10 minutes, and the Tigers stormed back from 11 points down to defeat the Bison 85-71 on Wednesday night at Sojka Pavilion.

► **Jack Forrest** scored 21 points and **Josh Bascoe** recorded 14 points and six assists for Bucknell, which shot 51.0% on the night and hit 9 of 18 from behind the 3-point arc. Princeton (7-0), the reigning Ivy League champion and an NCAA Sweet Sixteen team a year ago, shot 58.9% for the game, including 60.0% in the second half. The Tigers hit 12 straight shots over a 10-minute stretch, with Allocco canning six of the first eight, and they ended the contest on a 28-6 run to stay undefeated on the season.

► It was a well-played game throughout, with the teams combining to shoot better than 50% from the field, 40% from 3-point range, and 80% from the free-throw line. There were just 14 combined turnovers and 32 total assists. Princeton had 20 assists with only four turnovers, and Bucknell logged 12 assists with 10 turnovers, but eight of those miscues came in the second half as the Tigers held the Bison to only two field goals in the game's final 9:40.

**BUCKNELL VS. PENN STATE SERIES NOTES**

► This is the 105th meeting between Bucknell and Penn State in a series that dates all the way back to 1897. The Nittany Lions have a 79-25 lead in the series.

► Bucknell has played only four other opponents as many as 100 times: Lehigh (184), Lafayette (177), Gettysburg (126), and Colgate (122).

► Bucknell's most recent series win came in November 2013. The Bison snapped a 12-game series losing streak with a 90-80 victory behind a career-high 25 points from Steven Kaspar. Its previous series win had been on Jan. 14, 1976 in Davis Gym (69-64). It was also Bucknell's first win at the Bryce Jordan Center after 10 losses there. The Bison's previous win in State College was a 74-73 overtime decision on Feb. 21, 1968 at Rec Hall.

► Penn State won the last meeting 98-70 on Nov. 19, 2019. It was the first one-sided game in the series after a run of seven straight closely contested battles. In the 2019 game, Penn State led 45-42 at the half before outscoring the Bison 53-28 in the second half. Lamar Stevens scored 21 of his 27 points in the second



**BISON CAREER TOTALS****TIMES LEADING BUCKNELL IN SCORING**

Player	2023-24	Career
Jack Forrest	6	9
Josh Bascoe	2	2
Elvin Edmonds IV	1	2
Noah Williamson	1	1
Josh Adoh	0	1

**TIMES LEADING BUCKNELL IN REBOUNDING**

Player	2023-24	Career
Jack Forrest	4	5
Noah Williamson	4	4
Elvin Edmonds IV	0	4
Josh Bascoe	0	2
Josh Adoh	1	1
Pip Ajayi	1	1

**DOUBLE-FIGURE SCORING GAMES**

Player	2023-24	Career
Jack Forrest	8	17
Elvin Edmonds IV	3	15
Ian Motta	1	7
Ruot Bijiek	3	6
Josh Bascoe	5	5
Josh Adoh	0	5
Noah Williamson	4	4
Brady Muller	0	1

**DOUBLE-FIGURE REBOUNDING GAMES**

Player	2023-24	Career
Jack Forrest	2	2
Noah Williamson	1	1

**DOUBLE-FIGURE ASSIST GAMES**

Player	2023-24	Career
None		

**20+ POINT GAMES**

Player	2023-24	Career
Jack Forrest	2	4
Josh Bascoe	1	1
Noah Williamson	1	1

**DOUBLE-DOUBLES**

Player	2023-24	Career
Jack Forrest	2	2
Noah Williamson	1	1

stanza, while future Nittany Lion Andrew Funk led the Bison with 15 points.

► Bucknell won the very first meeting 24-4 on March 5, 1897 at Tustin Gymnasium. According to the account in the *Orange & Blue* student newspaper, "The gymnasium was tastily decorated with orange and blue bunting and also with the colors of State College—blue and white. The audience was large, considering the inclement weather and also the slushy condition of the pavements and campus." Bucknell played a possession-style game and limited the State College boys to only one goal in each half. Alas, the two teams met again 15 days later, and State College exacted revenge on its home floor by a count of 10-7.

**BUCKNELL, MOUNT ST. MARY'S PLAY EXHIBITION GAME IN SUPPORT OF PATRICK BEHAN '10**

► Patrick Behan '10 was an outstanding frontcourt player for the Bison under coaches Pat Flannery and Dave Paulsen. The 34-year-old Behan is currently in a battle with ALS (amyotrophic lateral sclerosis), also known as Lou Gehrig's disease. On Oct. 28, Bucknell and Mount St. Mary's met in a charity exhibition game in support of the [BehanStrong Foundation](#), which is raising funds to help cover his considerable medical expenses.

► Head coach **John Griffin III** was roommates with Behan during their playing days at Bucknell.

► Mount St. Mary's won the exhibition game 72-67 in double overtime. **Elvin Edmonds IV** led the Bison with 16 points and four assists, and **Noah Williamson** logged 12 points and 14 rebounds.

► **Josh Bascoe** hit a buzzer-beater off a steal on the baseline at the end of regulation to force overtime. Griffin elected to remove his starters after the first overtime period, as all had logged well over 30 minutes by that point.

**THE BISON IN ITALY**

► Bucknell took an overseas trip to Italy in August, playing three games to go along with a ton of sightseeing and cultural excursions in Rome, Florence, Milan, and Como.

► Bucknell won all three games by wide margins, averaging 87.7 points while shooting 38.7% as a team from the 3-point arc. The Bison were terrific defensively, tallying 17.0 steals per game while holding the opposition to 58.3 ppg.

► **Jack Forrest** was the top scorer on the trip with 17.3 ppg, followed by **Elvin Edmonds IV** with 15.0 ppg and 6.0 apg.

**Bucknell Games in Italy**

Aug. 5	vs. Stella Azzura	W 71-52	Edmonds 18 pts., 4 stl.
Aug. 7	vs. Tuscan Select	W 97-68	Forrest 27 pts.; Edmonds 10 pts., 10 asst.
Aug. 10	vs. Orange1 Bassano	W 94-55	Edmonds & Forrest 17 pts.; Fulton 11 reb.

**RETURNING PRODUCTION**

► The Bison has to account for the loss of their top three scorers from last season, although 4-8 on the points-per-game list are all back. Bucknell has 10 lettermen returning from last year along with four newcomers (two transfers, two true freshmen).

**Bucknell's Returning Production in 2023-24**

Points	42.2%
Rebounds	41.1%
Assists	45.5%
Blocks	41.3%
Steals	58.5%
3FG	60.9%

**PATRIOT LEAGUE SUCCESS**

► Bucknell is 316-164 (.658) all-time in Patriot League regular-season games, the best record of any league team. Last year was only the seventh time in 33 years that the Bison finished with a sub-.500 PL record.

► Bucknell won three straight Patriot League regular-season titles from 2011-13, becoming the first team in league history to accomplish that feat. The Bison had won five in a row and eight of the previous nine before finishing T-6th in 2019-20.

► Bucknell has made nine Patriot League Tournament appearances as the No. 1 seed and seven as the No. 2 seed.

**BUCKNELL AT SOJKA PAVILION**

Year	Overall	PL*
2002-03	3-3 (.500)	3-3 (.500)
2003-04	10-2 (.833)	7-0 (1.000)
2004-05	12-1 (.923)	9-0 (1.000)
2005-06	14-1 (.933)	10-0 (1.000)
2006-07	10-2 (.833)	9-0 (1.000)
2007-08	7-6 (.538)	4-3 (.571)
2008-09	6-8 (.429)	3-4 (.429)
2009-10	8-5 (.615)	6-2 (.750)
2010-11	14-1 (.933)	10-0 (1.000)
2011-12	14-3 (.824)	8-2 (.800)
2012-13	14-1 (.933)	9-1 (.900)
2013-14	8-6 (.571)	6-4 (.600)
2014-15	12-4 (.750)	9-2 (.818)
2015-16	8-7 (.533)	7-3 (.700)
2016-17	15-2 (.749)	11-1 (.917)
2017-18	15-1 (.938)	11-1 (.917)
2018-19	12-3 (.800)	11-0 (1.000)
2019-20	9-5 (.643)	7-3 (.700)
2020-21	2-3 (.400)	2-3 (.400)
2021-22	7-6 (.538)	4-5 (.444)
2022-23	7-7 (.500)	3-6 (.333)
2023-24	1-2 (.333)	—
<b>Totals</b>	<b>208-79 (.725)</b>	<b>149-43 (.776)</b>

\* includes PL Tournament

**BUCKNELL 1,000-POINT CLUB**

1.	Mike Muscala	2009-13	2036
2.	Al Leslie	1977-81	1973
3.	Bob Barry	1976-80	1809
4.	Nana Foulland	2014-18	1754
5.	Zach Thomas	2014-18	1738
6.	Mike Bright	1989-93	1670
7.	Kevin Bettencourt	2002-06	1577
8.	Jaye Andrews	1981-85	1535
9.	Chris McNaughton	2003-07	1529
10.	Cameron Ayers	2010-14	1526
11.	Mike Joseph	1986-90	1518
12.	Bill Courtney	1988-92	1499
13.	Chris Hass	2012-16	1402
14.	Bryson Johnson	2009-13	1384
15.	Mike Butts	1985-89	1355
16.	Jim Wherry	1967-70	1346
17.	Boakai Lalugba	1999-03	1334
18.	Kimbal Mackenzie	2015-19	1330
19.	J.R. Holden	1994-98	1327
20.	Stephen Brown	2014-18	1309
21.	Andrew Funk	2018-22	1230
22.	Chris Simpson	1990-94	1229
23.	Lorry Hathaway	1962-65	1208
24.	Joe Steiner	1959-62	1200
25.	Dan Bowen	1997-00	1193
26.	Joe Gallagher	1949-52	1183
27.	Gerald Purnell	1974-77	1174
28.	Bryan Bailey	1998-02	1167
29.	Hal Danzig	1956-59	1163
30.	Joe Willman	2009-13	1162
31.	Charles Lee	2002-06	1147
32.	Greg Leggett	1986-90	1141
33.	Ted Aceto	1985-89	1118
34.	Bryan Cohen	2008-12	1102
35.	Brian Anderson	1993-96	1092
36.	John Griffin	2004-08	1084
37.	Chris Seneca	1984-87	1082
38.	Xander Rice	2019-23	1076
39.	Steve Sigl	1976-80	1064
40.	Gordon Mboya	1993-97	1041
41.	Mark Atkinson	1984-87	1029
42.	Sekou Hamer	1992-96	1027
43.	Mark Allsteadt	1984-87	1020
44.	Harvey Carter	1970-73	1013
45.	Patrick King	1989-92	1007

**BUCKNELL 1,000-POINT/500-REBOUND CLUB**

Player	Years	Pts.	Reb.
Mike Muscala	2009-13	2,036	1,093
Al Leslie	1977-81	1,973	532
Bob Barry	1976-80	1,809	986
Nana Foulland	2014-18	1,754	907
Zach Thomas	2014-18	1,738	796
Mike Bright	1989-93	1,670	834
Jaye Andrews	1981-85	1,535	504
Chris McNaughton	2003-07	1,529	646
Mike Butts	1985-89	1,355	860
Boakai Lalugba	1999-03	1,334	731
Lorry Hathaway	1962-65	1,208	876
Joe Steiner	1959-62	1,200	843
Dan Bowen	1997-00	1,193	711
Hal Danzig	1956-59	1,163	1,134
Joe Willman	2009-13	1,162	645
Charles Lee	2002-06	1,147	568
Brian Anderson*	1993-96	1,092	544
Steve Sigl	1976-80	1,064	616
Mark Atkinson	1984-87	1,029	520
Harvey Carter	1970-73	1,013	783

\*Points and rebounds do not include Anderson's freshman totals of 66 points and 70 boards at Penn State

- ▶ Bucknell won Patriot League Tournament titles in 2005, 2006, 2011, 2013, 2017 and 2018. The Bison have made it to the semifinals 24 times and to the championship game 13 times in the league's first 33 years.
- ▶ The Bison are the only team to go unbeaten in league play in a season (14-0 in 2006).

**HOME COOKING**

- ▶ Since Sojka Pavilion debuted in 2003, the Bison are 208-79 (.725) overall and 149-43 (.776) against Patriot League foes.
- ▶ Bucknell won a record 15 home games in 2016-17, and then it matched that figure a year later.

**BISON SCHOLAR-ATHLETES**

The Bucknell basketball program has also enjoyed tremendous success in the classroom in recent years. Among the highlights:

- ▶ In the most recent NCAA graduation rate report (Nov. 15, 2022), Bucknell again ranked among the national leaders in student-athlete graduation rates. Bucknell ranked third nationally in the 2022 report with a four-class average of 91%. In the NCAA's Graduation Success Rate (GSR) formula, Bucknell's 99% mark was ranked second in the nation behind only Columbia. All but three Bison sports programs had perfect 100% GSR ratings. The men's basketball team once again hit the 100% mark.
- ▶ Bucknell won the "academic national championship" in both 2017 and 2018, according to *Inside Higher Ed*, which completed a full NCAA Tournament bracket based on the 68 competing teams' academic performances.
- ▶ The Bison men's basketball program posted a perfect score of 1,000 in the NCAA's most recent Academic Performance Rate (APR) study. That earned the Bison program an NCAA APR Public Recognition Award. The APR awards have been given since 2007, and the Bison men's basketball program has been honored every year.
- ▶ Bucknell has claimed 141 national Academic All-Americans since 1970, including nine from men's basketball. The total of 141 ranks among the nation's best.
- ▶ In the Patriot League's 33-year history, the league's men's basketball Scholar-Athlete of the Year has come from Bucknell 13 times, including Andrew Funk in 2021-22.

**MIKE MUSCALA IN 11TH SEASON IN NBA**

- ▶ Mike Muscala '13 is now in his 11th season in the NBA. Muscala, who is Bucknell's all-time leading scorer, is the first and only Bison ever to play in an NBA game. In 2013 he became the third Bison to be selected in the NBA Draft, when he was taken 44th overall by the Dallas Mavericks and then traded on draft night to the Atlanta Hawks.
- ▶ Muscala started out playing in Spain's top division in 2013-14, while the Hawks retained his draft rights. When the Hawks suffered some injuries in their frontcourt, they purchased Muscala's contract from Rio Natura Monbus Obradoiro, where he had been averaging 14.6 points and a league-high 7.8 rebounds per game.
- ▶ Muscala's NBA debut came on March 2, 2014 in Phoenix, and he recorded four points and five rebounds that night in a loss to the Suns. He went on to log 3.8 points and 2.6 rebounds in 20 games, with a high of 15 points in a win over Milwaukee.
- ▶ After five successful seasons with the Hawks, Muscala was dealt to the Philadelphia 76ers in a three-team trade during the 2018 offseason. Muscala was then involved in a pair of trade deadline deals. On Feb. 6, 2019, he was dealt to the Los Angeles Clippers, and then a day later, just hours before the deadline, he was sent to the Los Angeles Lakers.
- ▶ Prior to the 2019-20 season, Muscala signed a free-agent contract with the Oklahoma City Thunder, and he was in his fourth season with OKC until being traded to the Boston Celtics at the trade deadline on Feb. 9.
- ▶ This past offseason, Muscala was traded by the Celtics to the Washington Wizards, where he is now playing for his sixth organization.

**BISON FUN FACTS**

- ▶ Bucknell's best-known alum is baseball legend Christy Mathewson. An original Baseball Hall of Fame inductee, Mathewson also played football and basketball at Bucknell. He was an All-America drop-kicker as well as a fullback in football, and he played center in basketball back in the day when there was a center jump after every made basket. Bucknell's football stadium — Christy Mathewson-Memorial Stadium — is named in his honor.
- ▶ The legendary Jim Valvano was Bucknell's head coach for three seasons from 1972-75. Valvano went 33-42 at Bucknell before moving on to Iona and then North Carolina State. The Bison went from 5-18 the year before he arrived to 14-12 in his final season. The program has had only five head coaches since then.
- ▶ Bucknell's home arena — Sojka (SOY-ka) Pavilion — is named in honor of former school president Gary Sojka. During his tenure as president from 1984-94, Sojka championed Bucknell's transition to the Patriot League and was a strong advocate for the scholar-athlete model in Division I athletics.

**WHO'S GOT NEXT?**

- ▶ Following the Penn State game, Bucknell will be off for final exams until resuming play on Dec. 16 at home against Radford. It will be the first-ever meeting between the Bison and Highlanders, who are 5-4 on the season after dropping a one-point decision to Old Dominion on Wednesday.

**THE LAST TIME A BUCKNELL PLAYER ...**

... scored 20+ points	Jack Forrest (21) vs. Princeton, 11/29/23
... scored 30+ points	Andrew Funk (34) vs. Loyola, 1/30/22
... scored 40+ points	Chris Hass (40) at Army West Point, 1/2/16
... scored 15+ points in half	Josh Bascoe (16) vs. Southern Indiana, 11/20/23
... scored 20+ points in half	Alex Timmerman (21) vs. Lehigh, 1/5/23
... scored 25+ points in half	Chris Hass (32) at Army West Point, 1/2/16
... had 10+ rebounds	Jack Forrest (12) vs. Southern Indiana, 11/20/23
... had 15+ rebounds	Nate Sestina (17) vs. Army, 3/2/19
... had 20+ rebounds	Eric Hegedus (20) vs. Delaware, 2/16/85
... had 10+ assists	Jimmy Sotos (10) at Rider, 12/3/19
... had 15+ assists	Russell Peyton (16) at UMBC, 11/26/91
... had 5+ steals	Jimmy Sotos (6) at Colgate, 2/19/19
... had 5+ blocks	Nana Foulland (5) vs. Loyola, 3/1/18
... made 5+ 3FG	Jack Forrest (5) vs. American, 2/13/23
... made 6+ 3FG	Elvin Edmonds IV (6) vs. Lebanon Valley, 11/7/22
... made 7+ 3FG	Andrew Funk (7) at Illinois State, 11/20/21
... made 8+ 3FG	Bryson Johnson (9) vs. West Alabama, 11/26/11
... made 10+ FG	Jack Forrest (10) vs. American, 2/13/23
... attempted 20+ FG	Xander Rice (20) at Loyola, 1/28/23
... made 10+ FT	Noah Williamson (11) vs. Southern Indiana, 11/20/23
... attempted 15+ FT	Kimbal Mackenzie (16) at Lafayette, 2/2/19
... had a double-double	Jack Forrest (14p, 12 r) vs. Southern Indiana, 11/20/23
... had a 20-point double-double	Noah Williamson (22p, 11r) at Niagara, 11/11/23
... had a 30-point double-double	John Meeks (31p, 11r) at Lafayette, 3/6/21
... had a triple-double	None (since 1975-76)
... played the whole game	Bryan Cohen (40 min.) vs. Delaware, 2/21/09
... played 40+ minutes	Andrew Funk (43) at Lafayette, 2/5/22
... had 10+ FT without miss	Zach Thomas (13-13) at Stony Brook, 11/26/17
... had 10+ FG without miss	Nate Sestina (11-11) vs. Holy Cross, 1/14/19

**THE LAST TIME A BUCKNELL TEAM ...**

... scored 90+ points	113 vs. Lebanon Valley, 11/7/22
... scored 100+ points	113 vs. Lebanon Valley, 11/7/22
... scored 50+ in a first half	50 vs. Lebanon Valley, 11/7/22
... scored 50+ in a second half	56 vs. Saint Francis (Pa.), 11/30/22
... allowed 90+ points	90 at Duke, 11/17/22
... allowed 100+ points	105 at Illinois State, 11/20/21
... allowed 49 points or fewer	48 at Holy Cross, 2/17/20
... allowed 39 points or fewer	38 vs. Binghamton, 11/17/10
... allowed 29 points or fewer	25 vs. Army, 2/22/04
... had 45+ rebounds	49 vs. Lebanon Valley, 11/7/22
... had 50+ rebounds	51 vs. Loyola, 2/14/18
... made 40+ FG	42 vs. Lebanon Valley, 11/7/22
... made 15+ 3FG	21 vs. Lebanon Valley, 11/7/22
... made no 3FG	0 at American, 2/3/16
... had 20+ assists	20 vs. Lafayette, 2/25/23
... had 10+ steals	10 vs. Southern Indiana, 11/20/23
... had 10+ blocks	10 vs. Loyola, 3/1/18
... had 5+ in double figures	6 vs. Lebanon Valley, 11/7/22
... had 6+ in double figures	6 vs. Lebanon Valley, 11/7/22
... had two 20+ scorers	Alex Timmerman (23) & Xander Rice (20) vs. Austin Peay, 11/22/22
... had two double-doubles	N. Williamson (22p, 11r) & J. Forrest (11p, 10r) at Niagara, 11/11/23
... made 10+ FT without miss	14-14 vs. Lehigh, 1/31/21
... shot 60%+ from field	60.0% (42-70) vs. Lebanon Valley, 11/7/22
... shot 70%+ from field	71.7% (33-46) vs. Navy, 1/17/04
... made 30+ FT	39 vs. Siena, 11/20/17
... attempted 40+ FT	45 vs. Siena, 11/20/17
... committed 5 or fewer TOs	5 vs. Lehigh, 3/8/17
... played an OT game	at Lafayette (lost, 74-67), 1/8/23
... played a 2OT game	vs. Holy Cross (lost, 77-72), 3/3/16
... played a 3OT game	at Navy (won, 87-86), 3/5/08
... played a ranked opponent	at #9/9 Duke (lost, 90-60), 11/17/23
... defeated a ranked opponent	at #17/19 Syracuse (74-69), 11/22/05
... defeated a top-10 opponent	at #7/10 Pittsburgh (69-66), 1/2/05
... played the No. 1 ranked team	at Syracuse (lost 80-61), 12/20/11

**BUCKNELL SINGLE-GAME RECORDS AT A GLANCE****• INDIVIDUAL**

<b>POINTS</b>	45	Al Leslie vs. American (1/12/80)
	42	Jim Wherry vs. Penn State (12/18/67)
	42	Kevin Bettencourt vs. St. Francis (12/6/03)
<i>active</i>	27	Jack Forrest at La Salle (11/14/23)
<b>REBOUNDS</b>	28	Craig Greenwood vs. DePauw (12/14/68)
<i>active</i>	12	Jack Forrest vs. Southern Indiana (11/20/23)
<b>ASSISTS</b>	16	Russell Peyton vs. UMBC (11/26/91)
<i>active</i>	8	Elvin Edmonds vs. Lebanon Valley (11/7/22)
	8	Josh Bascoe (three times)
<b>BLOCKS</b>	8	Mike Butts vs. Lehigh (1989)
	8	Mike Butts vs. Towson (1989)
	8	Brian Anderson vs. George Mason (12/1/93)
	8	Mike Muscala at Lehigh (1/26/11)
<i>active</i>	4	Ruot Bijiek vs. Army (2/4/23)
<b>STEALS</b>	8	Jaye Andrews vs. Drexel (1985)
	8	Russell Peyton vs. Loyola (Md.) (2/24/93)
<i>active</i>	4	Elvin Edmonds IV vs. American (2/9/22)
	4	Josh Bascoe vs. Navy (1/25/23)
	4	Ruot Bijiek vs. Southern Indiana (11/20/23)
<b>FG MADE</b>	20	Joe Steiner vs. La Salle (2/7/62)
<i>active</i>	10	Jack Forrest vs. American (2/13/23)
<b>FG ATT.</b>	34	Joe Steiner vs. Temple (2/14/61)
<i>active</i>	16	Jack Forrest vs. American (2/13/23)
	16	Ian Motta at La Salle (12/6/22)

<b>3FG MADE</b>	11	Kevin Bettencourt vs. St. Francis (12/6/03)
<i>active</i>	6	Elvin Edmonds IV vs. Lebanon Valley (11/7/22)

<b>3FG ATT.</b>	16	Kevin Bettencourt at St. Francis (12/6/03)
	16	Andrew Funk at Illinois State (11/20/21)
<i>active</i>	8	Jack Forrest (three times)

<b>FT MADE</b>	19	Zach Thomas vs. Siena (11/20/17)
<i>active</i>	11	Noah Williamson vs. Southern Indiana (11/21/23)

<b>FT ATT.</b>	22	Zach Thomas vs. Siena (11/20/17)
<i>active</i>	13	Noah Williamson vs. Southern Indiana (11/21/23)

**• TEAM**

<b>POINTS</b>	119	vs. Colgate (1/29/68)
<b>PTS. IN 1H</b>	63	vs. Lafayette (2/24/19)
<b>PTS. IN 2H</b>	66	vs. Susquehanna (11/26/85)
<b>PTS. IN OT</b>	25	at Fairfield (12/1/14)
<b>FG MADE</b>	50	vs. Rochester (1/7/75)
	50	vs. Albright (1/15/69)
<b>FG ATT.</b>	105	vs. Rutgers (2/5/52)
<b>FG%</b>	71.7	vs. Navy (1/17/04) (33-46)
<b>3FG MADE</b>	21	vs. Lafayette (2/24/19); vs. Lebanon Valley (11/7/22)
<b>3FG ATT.</b>	40	vs. Lafayette (2/22/17)
<b>3FG%</b>	90.0	vs. Lycoming (12/11/87) (9-10)
<b>FT MADE</b>	41	vs. Colgate (2/2/94)
<b>FT ATT.</b>	56	vs. Colgate (2/2/94)
<b>FT%</b>	100.0	vs. Lafayette (2/1/89) (22-22)
	100.0	vs. Richmond (12/17/11) (21-21)
	100.0	vs. Lafayette (2/4/05) (20-20)
	100.0	vs. Lafayette (1/14/12) (15-15)
	100.0	vs. Navy (1/28/12) (10-10)
<b>REBOUNDS</b>	71	vs. Washington & Jefferson (12/15/64)
<b>BLOCKS</b>	15	vs. George Mason (12/1/93)
<b>LOW TO</b>	1	vs. American (1/13/10)

### BISON TRENDS

#### 2023-24

1-2	in home games
1-5	in road games
0-0	at neutral sites
2-4	following a loss
0-2	following a win
0-0	when scoring at least 90 points
1-1	when scoring at least 70 points
2-7	when scoring fewer than 80 points
1-6	when scoring fewer than 70 points
1-1	when leading at halftime
1-6	when trailing at halftime
0-0	when tied at halftime
2-0	when outrebounding an opponent
0-6	when getting outrebounded
1-1	when shooting 50% or better from field
1-6	when shooting under 50% from field
0-4	when opponent shoots 50% or better
2-3	when opponent shoots under 50%
2-4	when shooting more free throws
0-3	when shooting fewer free throws
0-2	when committing fewer turnovers
2-5	when committing more turnovers
2-7	in November
0-0	in December
0-0	in January
0-0	in February
0-0	in March
0-0	in morning games
0-1	in afternoon games
2-6	in evening games
0-0	in games decided by one point
0-0	in games decided by 5 points or fewer
1-1	in games decided by 6-10 points
1-6	in games decided by 11 or more points
0-0	in overtime games
1-1	in white uniforms
0-0	in gray uniforms
1-4	in blue uniforms
0-2	in orange uniforms

### MISCELLANEOUS STATS

Consecutive Games (10+)	Consecutive Starts
Ian Motta (73)	Jack Forrest (22)
Ruot Bijiek (41)	Noah Williamson (9)
Jack Forrest (31)	Ruot Bijiek (9)
Josh Adoh (24)	Josh Bascoe (5)
	Brady Muller (1)

**Dunks:** Williamson 3, Ajayi 3, Adoh

**Charges Drawn:** Berger, Edmonds, Motta, Muller, Williamson

**Converting 3-point plays:** Edmonds 2-2, Ajayi 1-1, Bascoe 1-1, Forrest 1-2, McCreesh 1-2, Williamson 1-3

**Bucknell's Largest Lead:** 12 (58-46 with 7:05 left 2H at Niagara; 66-54 with 0:46 left 2H vs. Southern Indiana)

**Bucknell's Largest Deficit:** 34 (88-54 with 3:00 left 2H at Duke)

**Largest Deficit Bucknell Has Overcome to Win:** 13 (25-12 with 10:13 left 1H vs. Southern Indiana)

#### From the Foul Line in Last 5 Minutes of a Game (Plus Overtime):

Player	10-10	1,000
Jack Forrest	10-10	1,000
Ruot Bijiek	4-4	1,000
Quin Berger	2-2	1,000
Elvin Edmonds IV	2-2	1,000
Josh Bascoe	10-12	.833
Brandon McCreesh	8-10	.800
Noah Williamson	10-13	.769
Josh Adoh	1-2	.500
Ian Motta	1-3	.333
Pip Ajayi	0-1	.000
Patrick O'Brien	0-2	.000
<b>TOTALS</b>	<b>48-61</b>	<b>.787</b>

### STARTING LINEUPS

• **Edmonds, Forrest, Motta, Bijiek, Williamson (1-3):** vs. Delaware (L), at Penn (L), at Niagara (W), at La Salle (L)

• **Bascoe, Forrest, Motta, Bijiek, Williamson (1-3):** at Duke (L), vs. Southern Indiana (W), at St. Bonaventure (L), at Marist (L)

• **Bascoe, Forrest, Muller, Bijiek, Williamson (0-1):** vs. Princeton (L)

### PATRIOT LEAGUE LEADERBOARD

#### TEAM STATISTICS

Category	Stat	PL	NCAA
Scoring Offense	61.8	7th	337th
Scoring Defense	73.6	6th	228th
Scoring Margin	-11.8	8th	326th
FG Percentage	.403	6th	311th
FG Pct. Defense	.472	8th	316th
3FG Percentage	.321	5th	213th
3FG Pct. Defense	.373	9th	317th
3FG Made	7.8	5th	146th
FT Percentage	.724	3rd	126th
Reb. Offense	29.0	10th	345th
Reb. Defense	35.0	3rd	—
Reb. Margin	-6.0	10th	325th
Blocked Shots	3.3	2nd	184th
Assists	11.3	9th	285th
Steals	6.0	8th	250th
TO Margin	-2.2	7th	296th
Assist/TO Ratio	0.8	9th	297th

#### PATRIOT LEAGUE INDIVIDUAL LEADERS (top 15)

Pip Ajayi	Blocks	1.0	3rd
-----------	--------	-----	-----

Josh Bascoe	FG Pct.	.476	7th
	3FG Pct.	.455	5th
	Assists	4.9	3rd
	Assist/TO	1.4	6th
	Minutes	29.2	10th

Ruot Bijiek	Minutes	28.3	13th
-------------	---------	------	------

Jack Forrest	Scoring	15.4	3rd
	Rebounding	5.9	10th
	3FG/G	2.7	3rd
	FT Pct.	.852	4th
	Steals	1.0	14th
	Minutes	35.7	1st

Ian Motta	Blocks	0.7	10th
-----------	--------	-----	------

Noah Williamson	Scoring	9.9	13th
	Rebounding	6.0	9th
	Blocks	0.7	10th
	FT Pct.	.725	8th

#### NCAA INDIVIDUAL LEADERS (top 100)

Josh Bascoe	Assists	4.9	66th
-------------	---------	-----	------

Jack Forrest	3FG/G	2.7	86th
	Minutes	35.7	31st

### BISON BY THE NUMBERS

Years of Basketball	129th
1st Season	1895-96
Head Coaches (all-time)	22
Head Coaches (in PL)	5

All-time Record	1490-1307-1
Winning Seasons	68
.500 Seasons	5
Losing Seasons	55
20+ Win Seasons	14
Undeclared Seasons	2
NCAA Appearances	8
NIT Appearances	3
Record vs. AP Top 25	3-32
Weeks Ranked in Top 25	2

PL W-L	316-164
PL Tournament W-L	45-27
PL Tournament Titles	6
PL Championship Game Appearances	13
PL Regular Season Titles	13
PL Outright Regular Season Titles (no ties)	9

First Team All-PL	38
Second Team All-PL	22
Third Team All-PL (started 2013-14)	6
PL All-Rookie Team	15
PL All-Defensive Team (started 2015-16)	7
PL Player of Year	8
PL Rookie of Year	3
PL Defensive Player of Year	7
PL Coach of Year	9
PL Player of Week	82
PL Rookie of Week	47
All-PL Tournament	34
PL Tournament MVP	6

All-Americans	10
Academic All-Americans	9
PL Scholar-Athletes of the Year	13
PL Academic Honor Roll	135
PL All-Academic Team	16

### TOP SOJKA PAVILION CROWDS

Date	Opponent	Attendance
12/6/05	#4 Villanova	4,433
11/14/06	Wake Forest	4,330
3/11/11	Lafayette	4,271
3/7/12	Lehigh	4,267
11/28/14	Penn State	4,257
12/21/05	Saint Joseph's	4,252
2/9/07	Holy Cross	4,209
2/25/06	Army	4,174
2/16/08	Holy Cross	4,162
1/21/06	Colgate	4,157
2/26/11	Army	4,148
2/22/06	Lehigh	4,136
1/11/08	Navy	4,126
1/26/08	Colgate	4,118
3/10/06	Holy Cross	4,110
1/27/07	Army	4,110
1/14/06	Holy Cross	4,102
11/10/07	Albany	4,056
3/4/07	Army	4,032
3/6/11	Lehigh	4,029
12/2/06	Northern Iowa	4,011
1/20/07	Colgate	4,009

(Capacity: 4,000)



**2023-24 BUCKNELL SCHEDULE & RESULTS**

DATE	OPPONENT	SCORE	ATT.	HIGH PTS.	HIGH REB.	NOTABLE
<b>NOVEMBER</b>						
Mon. 6	<b>DELAWARE</b> (ESPN+)	L 78-57	2,427	Forrest (18)	Williamson (8)	Delaware surges ahead with pair of early 13-0 runs
Wed. 8	at Penn (ESPN+)	L 80-61	1,571	2 with (11)	2 with (4)	Bison cut 22-pt deficit to 9 before Penn pulls away
Sat. 11	at Niagara (ESPN+)	W 73-64	1,239	Williamson (22)	Williamson (11)	Bison shoot 58% in 2nd half; 10-10 FT in last 4:12
Tue. 14	at La Salle* (ESPN+)	L 69-57	1,612	Forrest (27)	Williamson (7)	BU leads for 11 min. in 1st half; LU big run in 2nd
Fri. 17	at #9/9 Duke^ (ACC Network)	L 90-60	9,314	Forrest (17)	Williamson (6)	Duke breaks open 4-pt game late 1st half w/22-4 run
Mon. 20	<b>SOUTHERN INDIANA</b> * (ESPN+)	W 67-56	692	Bascoe (20)	Forrest (12)	Bison outscore USI 41-23 in 2nd half
Wed. 22	at St. Bonaventure (ESPN+)	L 67-61	3,497	Forrest (18)	Forrest (7)	Up 2 in 2H, Bonnies score 10 straight in 62 sec.
Sat. 25	at Marist (ESPN+)	L 73-49	952	Bascoe (14)	Ajayi (5)	Marist outshoots BU 56.0% to 28.8%
Wed. 29	<b>PRINCETON</b> (ESPN+)	L 85-71	834	Forrest (21)	Forrest (6)	Tigers close game on 28-6 run

**DECEMBER**

Sat. 2	at Penn State (BTN)	12 p.m.
Sat. 16	<b>RADFORD</b> (ESPN+)	3:30 p.m.
Fri. 22	at Merrimack (NEC FR)	2 p.m.
Sat. 30	<b>SAINT PETER'S</b> (ESPN+)	2 p.m.

**JANUARY**

Wed. 3	<b>HOLY CROSS</b> * (ESPN+)	7 p.m.
Sat. 6	<b>AMERICAN</b> * (CBS SN)	2 p.m.
Wed. 10	at Lehigh* (ESPN+)	7 p.m.
Sat. 13	<b>COLGATE</b> * (ESPN+)	3:30 p.m.
Wed. 17	at Boston University* (ESPN+)	7 p.m.
Sat. 20	at Lafayette* (ESPN+)	2 p.m.
Wed. 24	<b>NAVY</b> * (ESPN+)	7 p.m.
Sat. 27	at Army* (ESPN+)	1 p.m.
Wed. 31	<b>LOYOLA</b> * (ESPN+)	7 p.m.

**FEBRUARY**

Sat. 3	at American* (ESPN+)	4 p.m.
Wed. 7	at Navy* (ESPN+)	7 p.m.
Sat. 10	<b>BOSTON UNIVERSITY</b> * (ESPN+)	2 p.m.
Mon. 12	<b>LEHIGH</b> * (CBS SN)	7 p.m.
Sat. 17	at Colgate* (ESPN+)	2 p.m.
Wed. 21	at Holy Cross* (ESPN+)	7 p.m.
Sun. 25	<b>ARMY</b> * (ESPN+)	2 p.m.
Wed. 28	at Loyola* (ESPN+)	7 p.m.

**MARCH**

Sat. 2	<b>LAFAYETTE</b> * (ESPN+)	7 p.m.
Tue. 5	Patriot League Tournament First Round~	
Thu. 7	Patriot League Tournament Quarterfinals~	
Sun. 10	Patriot League Tournament Semifinals~	
Wed. 13	Patriot League Tournament Championship~	

Home contests in **BOLD** at Sojka Pavilion

^ Blue Devil Challenge (all campus site games)

~ Patriot League Tournament games at higher seed

\* Patriot League game

**SCORE BY PERIODS**

	1st	2nd	OT	Total
Bucknell	271 (30.1)	285 (31.7)	0 (—)	556 (61.8)
Opponent	347 (38.6)	315 (35.0)	0 (—)	662 (73.6)

**ATTENDANCE SUMMARY**

	G	Total	Avg./G
Home	3	3,953	1317.3
Away	6	18,185	3030.8
Neutral	0	0	0.0
<b>Total</b>	<b>9</b>	<b>22,138</b>	<b>2459.8</b>

**RECORD SUMMARY**

Bucknell Record	Overall	Home	Away	Neutral
All Games	2-7	1-2	1-5	0-0
Patriot League	0-0	0-0	0-0	0-0
Non-Conference	2-7	1-2	1-5	0-0

**MARGIN OF VICTORY**

1	2	3	4	5	6	7	8	9	10	11	12	13	14+
0	0	0	0	0	0	0	0	1	0	1	0	0	0

**MARGIN OF DEFEAT**

1	2	3	4	5	6	7	8	9	10	11	12	13	14+
0	0	0	0	0	1	0	0	0	0	0	1	0	5



**BUCKNELL TEAM STATS — ALL GAMES [2-7]**

No.	Player				Total		3-Point		F-Throw		Rebounds											
		GP-GS	MIN	AVG	FG-FGA	FG%	3FG-3FGA	3FG%	FT-FTA	FT%	OFF	DEF	TOT	AVG	PF	DQ	A	TO	BLK	STL	PTS	AVG
24	FORREST, Jack	9-9	321:46	35.8	46-118	.390	24-64	.375	23-27	.852	5	48	53	5.9	18	0	12	13	3	8	139	15.4
5	EDMONDS IV, Elvin	4-4	102:51	25.7	15-32	.469	4-14	.286	6-8	.750	1	7	8	2.0	8	0	9	6	0	6	40	10.0
3	WILLIAMSON, Noah	9-9	224:33	25.0	29-70	.414	2-14	.143	29-40	.725	14	40	54	6.0	21	0	9	17	6	3	89	9.9
13	BASCOE, Josh	9-5	262:51	29.2	30-63	.476	10-22	.455	15-17	.882	2	17	19	2.1	16	1	44	31	0	4	85	9.4
22	BIJIEK, Ruot	9-9	257:10	28.6	20-67	.299	11-44	.250	11-13	.846	4	14	18	2.0	21	1	7	8	5	7	62	6.9
1	MOTTA, Ian	9-8	179:14	19.9	14-35	.400	5-19	.263	4-7	.571	6	21	27	3.0	12	0	6	9	6	7	37	4.1
23	AJAYI, Pip	9-0	108:37	12.1	12-20	.600	0-0	.000	7-18	.389	10	13	23	2.6	22	0	2	11	9	4	31	3.4
12	BERGER, Quin	9-0	135:05	15.0	8-20	.400	8-20	.400	2-2	1.000	1	6	7	0.8	11	0	2	7	0	5	26	2.9
11	ADOH, Josh	9-0	86:27	9.6	8-26	.308	4-15	.267	5-8	.625	4	14	18	2.0	12	0	3	4	1	7	25	2.8
10	MCCREESH, Brandon	8-0	74:38	9.3	3-10	.300	1-3	.333	8-10	.800	2	3	5	0.6	4	0	7	4	0	1	15	1.9
2	MULLER, Brady	7-1	36:15	5.2	2-4	.500	1-3	.333	0-0	.000	1	3	4	0.6	6	0	1	0	0	1	5	0.7
0	O'BRIEN, Patrick	4-0	08:43	2.2	1-1	1.000	0-0	.000	0-2	.000	1	1	2	0.5	1	0	0	0	0	1	2	0.5
25	DELEV, Alek	2-0	01:50	0.9	0-0	.000	0-0	.000	0-0	.000	0	0	0	0.0	0	0	0	0	0	0	0	0.0
Team											11	12	23				11					
<b>Total</b>		<b>9</b>	<b>1800</b>		<b>188-466</b>	<b>.403</b>	<b>70-218</b>	<b>.321</b>	<b>110-152</b>	<b>.724</b>	<b>62</b>	<b>199</b>	<b>261</b>	<b>29.0</b>	<b>152</b>	<b>2</b>	<b>102</b>	<b>121</b>	<b>30</b>	<b>54</b>	<b>556</b>	<b>61.8</b>
<b>Opponents</b>		<b>9</b>	<b>1800</b>		<b>240-508</b>	<b>.472</b>	<b>85-228</b>	<b>.373</b>	<b>97-144</b>	<b>.674</b>	<b>86</b>	<b>229</b>	<b>315</b>	<b>35.0</b>	<b>153</b>	<b>4</b>	<b>148</b>	<b>101</b>	<b>31</b>	<b>61</b>	<b>662</b>	<b>73.6</b>

**BUCKNELL TEAM STATS — PATRIOT LEAGUE GAMES [0-0]****BUCKNELL TEAM STATS — NON-LEAGUE GAMES [2-7]**

No.	Player				Total		3-Point		F-Throw		Rebounds											
		GP-GS	MIN	AVG	FG-FGA	FG%	3FG-3FGA	3FG%	FT-FTA	FT%	OFF	DEF	TOT	AVG	PF	DQ	A	TO	BLK	STL	PTS	AVG
24	FORREST, Jack	9-9	321:46	35.8	46-118	.390	24-64	.375	23-27	.852	5	48	53	5.9	18	0	12	13	3	8	139	15.4
5	EDMONDS IV, Elvin	4-4	102:51	25.7	15-32	.469	4-14	.286	6-8	.750	1	7	8	2.0	8	0	9	6	0	6	40	10.0
3	WILLIAMSON, Noah	9-9	224:33	25.0	29-70	.414	2-14	.143	29-40	.725	14	40	54	6.0	21	0	9	17	6	3	89	9.9
13	BASCOE, Josh	9-5	262:51	29.2	30-63	.476	10-22	.455	15-17	.882	2	17	19	2.1	16	1	44	31	0	4	85	9.4
22	BIJIEK, Ruot	9-9	257:10	28.6	20-67	.299	11-44	.250	11-13	.846	4	14	18	2.0	21	1	7	8	5	7	62	6.9
1	MOTTA, Ian	9-8	179:14	19.9	14-35	.400	5-19	.263	4-7	.571	6	21	27	3.0	12	0	6	9	6	7	37	4.1
23	AJAYI, Pip	9-0	108:37	12.1	12-20	.600	0-0	.000	7-18	.389	10	13	23	2.6	22	0	2	11	9	4	31	3.4
12	BERGER, Quin	9-0	135:05	15.0	8-20	.400	8-20	.400	2-2	1.000	1	6	7	0.8	11	0	2	7	0	5	26	2.9
11	ADOH, Josh	9-0	86:27	9.6	8-26	.308	4-15	.267	5-8	.625	4	14	18	2.0	12	0	3	4	1	7	25	2.8
10	MCCREESH, Brandon	8-0	74:38	9.3	3-10	.300	1-3	.333	8-10	.800	2	3	5	0.6	4	0	7	4	0	1	15	1.9
2	MULLER, Brady	7-1	36:15	5.2	2-4	.500	1-3	.333	0-0	.000	1	3	4	0.6	6	0	1	0	0	1	5	0.7
0	O'BRIEN, Patrick	4-0	08:43	2.2	1-1	1.000	0-0	.000	0-2	.000	1	1	2	0.5	1	0	0	0	0	1	2	0.5
25	DELEV, Alek	2-0	01:50	0.9	0-0	.000	0-0	.000	0-0	.000	0	0	0	0.0	0	0	0	0	0	0	0	0.0
Team											11	12	23				11					
<b>Total</b>		<b>9</b>	<b>1800</b>		<b>188-466</b>	<b>.403</b>	<b>70-218</b>	<b>.321</b>	<b>110-152</b>	<b>.724</b>	<b>62</b>	<b>199</b>	<b>261</b>	<b>29.0</b>	<b>152</b>	<b>2</b>	<b>102</b>	<b>121</b>	<b>30</b>	<b>54</b>	<b>556</b>	<b>61.8</b>
<b>Opponents</b>		<b>9</b>	<b>1800</b>		<b>240-508</b>	<b>.472</b>	<b>85-228</b>	<b>.373</b>	<b>97-144</b>	<b>.674</b>	<b>86</b>	<b>229</b>	<b>315</b>	<b>35.0</b>	<b>153</b>	<b>4</b>	<b>148</b>	<b>101</b>	<b>31</b>	<b>61</b>	<b>662</b>	<b>73.6</b>

**BUCKNELL TEAM STATS — HOME GAMES [1-2]**

No.	Player				Total		3-Point		F-Throw		Rebounds											
		GP-GS	MIN	AVG	FG-FGA	FG%	3FG-3FGA	3FG%	FT-FTA	FT%	OFF	DEF	TOT	AVG	PF	DQ	A	TO	BLK	STL	PTS	AVG
24	FORREST, Jack	3-3	109:06	36.4	19-42	.452	11-21	.524	4-6	.667	3	18	21	7.0	8	0	4	2	2	3	53	17.7
3	WILLIAMSON, Noah	3-3	78:36	26.2	8-20	.400	1-6	.167	17-21	.810	4	15	19	6.3	8	0	4	5	3	2	34	11.3
13	BASCOE, Josh	3-2	91:56	30.6	12-25	.480	3-7	.429	7-8	.875	1	7	8	2.7	4	0	17	14	0	2	34	11.3
5	EDMONDS IV, Elvin	1-1	30:54	30.9	4-10	.400	1-5	.200	0-0	.000	0	1	1	1.0	3	0	1	1	0	3	9	9.0
22	BIJIEK, Ruot	3-3	91:25	30.5	7-19	.368	5-12	.417	4-4	1.000	0	6	6	2.0	6	0	2	5	0	4	23	7.7
11	ADOH, Josh	3-0	17:18	5.8	3-7	.429	1-3	.333	3-4	.750	1	4	5	1.7	2	0	1	1	1	3	10	3.3
23	AJAYI, Pip	3-0	33:33	11.2	4-7	.571	0-0	.000	2-7	.286	3	4	7	2.3	10	0	1	5	1	2	10	3.3
12	BERGER, Quin	3-0	52:33	17.5	3-6	.500	3-6	.500	0-0	.000	0	3	3	1.0	2	0	0	1	0	2	9	3.0
1	MOTTA, Ian	3-2	48:25	16.1	2-9	.222	1-6	.167	2-3	.667	1	8	9	3.0	5	0	0	5	2	2	7	2.3
2	MULLER, Brady	2-1	20:59	10.5	1-2	.500	1-2	.500	0-0	.000	0	2	2	1.0	5	0	1	0	0	0	3	1.5
10	MCCREESH, Brandon	3-0	23:49	7.9	1-3	.333	1-2	.500	0-0	.000	0	0	0	0.0	1	0	2	0	0	0	3	1.0
0	O'BRIEN, Patrick	1-0	01:25	1.4	0-0	.000	0-0	.000	0-2	.000	1	1	2	2.0	0	0	0	0	0	0	0	0.0
Team											4	2	6					1				
<b>Total</b>		<b>3</b>	<b>600</b>		<b>64-150</b>	<b>.427</b>	<b>28-70</b>	<b>.400</b>	<b>39-55</b>	<b>.709</b>	<b>18</b>	<b>71</b>	<b>89</b>	<b>29.7</b>	<b>54</b>	<b>0</b>	<b>33</b>	<b>40</b>	<b>9</b>	<b>23</b>	<b>195</b>	<b>65.0</b>
<b>Opponents</b>		<b>3</b>	<b>600</b>		<b>79-166</b>	<b>.476</b>	<b>28-74</b>	<b>.378</b>	<b>33-54</b>	<b>.611</b>	<b>18</b>	<b>77</b>	<b>95</b>	<b>31.7</b>	<b>51</b>	<b>3</b>	<b>46</b>	<b>32</b>	<b>15</b>	<b>19</b>	<b>219</b>	<b>73.0</b>

**BUCKNELL TEAM STATS — AWAY GAMES [1-5]**

No.	Player				Total		3-Point		F-Throw		Rebounds											
		GP-GS	MIN	AVG	FG-FGA	FG%	3FG-3FGA	3FG%	FT-FTA	FT%	OFF	DEF	TOT	AVG	PF	DQ	A	TO	BLK	STL	PTS	AVG
24	FORREST, Jack	6-6	212:40	35.4	27-76	.355	13-43	.302	19-21	.905	2	30	32	5.3	10	0	8	11	1	5	86	14.3
5	EDMONDS IV, Elvin	3-3	71:57	24.0	11-22	.500	3-9	.333	6-8	.750	1	6	7	2.3	5	0	8	5	0	3	31	10.3
3	WILLIAMSON, Noah	6-6	145:58	24.3	21-50	.420	1-8	.125	12-19	.632	10	25	35	5.8	13	0	5	12	3	1	55	9.2
13	BASCOE, Josh	6-3	170:55	28.5	18-38	.474	7-15	.467	8-9	.889	1	10	11	1.8	12	1	27	17	0	2	51	8.5
22	BIJIEK, Ruot	6-6	165:44	27.6	13-48	.271	6-32	.188	7-9	.778	4	8	12	2.0	15	1	5	3	5	3	39	6.5
1	MOTTA, Ian	6-6	130:48	21.8	12-26	.462	4-13	.308	2-4	.500	5	13	18	3.0	7	0	6	4	4	5	30	5.0
23	AJAYI, Pip	6-0	75:04	12.5	8-13	.615	0-0	.000	5-11	.455	7	9	16	2.7	12	0	1	6	8	2	21	3.5
12	BERGER, Quin	6-0	82:32	13.8	5-14	.357	5-14	.357	2-2	1.000	1	3	4	0.7	9	0	2	6	0	3	17	2.8
11	ADOH, Josh	6-0	69:09	11.5	5-19	.263	3-12	.250	2-4	.500	3	10	13	2.2	10	0	2	3	0	4	15	2.5
10	MCCREESH, Brandon	5-0	50:50	10.2	2-7	.286	0-1	.000	8-10	.800	2	3	5	1.0	3	0	5	4	0	1	12	2.4
0	O'BRIEN, Patrick	3-0	07:18	2.4	1-1	1.000	0-0	.000	0-0	.000	0	0	0	0.0	1	0	0	0	0	1	2	0.7
2	MULLER, Brady	5-0	15:16	3.1	1-2	.500	0-1	.000	0-0	.000	1	1	2	0.4	1	0	0	0	0	1	2	0.4
25	DELEV, Alek	2-0	01:50	0.9	0-0	.000	0-0	.000	0-0	.000	0	0	0	0.0	0	0	0	0	0	0	0	0.0
Team											7	10	17					10				
<b>Total</b>		<b>6</b>	<b>1200</b>		<b>124-316</b>	<b>.392</b>	<b>42-148</b>	<b>.284</b>	<b>71-97</b>	<b>.732</b>	<b>44</b>	<b>128</b>	<b>172</b>	<b>28.7</b>	<b>98</b>	<b>2</b>	<b>69</b>	<b>81</b>	<b>21</b>	<b>31</b>	<b>361</b>	<b>60.2</b>
<b>Opponents</b>		<b>6</b>	<b>1200</b>		<b>161-342</b>	<b>.471</b>	<b>57-154</b>	<b>.370</b>	<b>64-90</b>	<b>.711</b>	<b>68</b>	<b>152</b>	<b>220</b>	<b>36.7</b>	<b>102</b>	<b>1</b>	<b>102</b>	<b>69</b>	<b>16</b>	<b>42</b>	<b>443</b>	<b>73.8</b>

## BUCKNELL TEAM STATS — GAMES WON [2-0]

No.	Player				Total		3-Point		F-Throw		Rebounds											
		GP-GS	MIN	AVG	FG-FGA	FG%	3FG-3FGA	3FG%	FT-FTA	FT%	OFF	DEF	TOT	AVG	PF	DQ	A	TO	BLK	STL	PTS	AVG
3	WILLIAMSON, Noah	2-2	53:35	26.8	11-17	.647	0-1	.000	15-17	.882	5	14	19	9.5	5	0	3	4	2	2	37	18.5
13	BASCOE, Josh	2-1	56:35	28.3	11-18	.611	4-6	.667	9-10	.900	1	5	6	3.0	6	0	4	10	0	2	35	17.5
5	EDMONDS IV, Elvin	1-1	33:00	33.0	6-11	.545	0-2	.000	3-3	1.000	0	2	2	2.0	2	0	6	4	0	2	15	15.0
24	FORREST, Jack	2-2	76:49	38.4	8-20	.400	5-12	.417	4-4	1.000	1	21	22	11.0	4	0	2	3	1	0	25	12.5
22	BIJIEK, Ruot	2-2	65:55	33.0	5-16	.313	2-8	.250	4-4	1.000	1	1	2	1.0	6	0	3	3	0	5	16	8.0
12	BERGER, Quin	2-0	36:26	18.2	2-5	.400	2-5	.400	0-0	.000	0	1	1	0.5	2	0	0	0	0	2	6	3.0
11	ADOH, Josh	2-0	15:04	7.5	1-4	.250	0-2	.000	0-0	.000	0	3	3	1.5	1	0	1	0	1	0	2	1.0
23	AJAYI, Pip	2-0	23:41	11.8	1-5	.200	0-0	.000	0-4	.000	5	1	6	3.0	3	0	1	0	2	2	2	1.0
1	MOTTA, Ian	2-2	33:21	16.7	1-4	.250	0-3	.000	0-0	.000	1	6	7	3.5	3	0	1	1	0	1	2	1.0
10	MCCREESH, Brandon	1-0	05:34	5.6	0-0	.000	0-0	.000	0-0	.000	0	0	0	0.0	0	0	0	0	0	0	0	0.0
Team											1	2	3									
<b>Total</b>		<b>2</b>	<b>400</b>		<b>46-100</b>	<b>.460</b>	<b>13-39</b>	<b>.333</b>	<b>35-42</b>	<b>.833</b>	<b>15</b>	<b>56</b>	<b>71</b>	<b>35.5</b>	<b>32</b>	<b>0</b>	<b>21</b>	<b>28</b>	<b>6</b>	<b>16</b>	<b>140</b>	<b>70.0</b>
<b>Opponents</b>		<b>2</b>	<b>400</b>		<b>43-111</b>	<b>.387</b>	<b>16-51</b>	<b>.314</b>	<b>18-27</b>	<b>.667</b>	<b>11</b>	<b>36</b>	<b>47</b>	<b>23.5</b>	<b>38</b>	<b>2</b>	<b>23</b>	<b>24</b>	<b>7</b>	<b>12</b>	<b>120</b>	<b>60.0</b>

## BUCKNELL TEAM STATS — GAMES LOST [0-7]

No.	Player				Total		3-Point		F-Throw		Rebounds											
		GP-GS	MIN	AVG	FG-FGA	FG%	3FG-3FGA	3FG%	FT-FTA	FT%	OFF	DEF	TOT	AVG	PF	DQ	A	TO	BLK	STL	PTS	AVG
24	FORREST, Jack	7-7	244:57	35.0	38-98	.388	19-52	.365	19-23	.826	4	27	31	4.4	14	0	10	10	2	8	114	16.3
5	EDMONDS IV, Elvin	3-3	69:51	23.3	9-21	.429	4-12	.333	3-5	.600	1	5	6	2.0	6	0	3	2	0	4	25	8.3
3	WILLIAMSON, Noah	7-7	170:59	24.4	18-53	.340	2-13	.154	14-23	.609	9	26	35	5.0	16	0	6	13	4	1	52	7.4
13	BASCOE, Josh	7-4	206:16	29.5	19-45	.422	6-16	.375	6-7	.857	1	12	13	1.9	10	1	40	21	0	2	50	7.1
22	BIJIEK, Ruot	7-7	191:15	27.3	15-51	.294	9-36	.250	7-9	.778	3	13	16	2.3	15	1	4	5	5	2	46	6.6
1	MOTTA, Ian	7-6	145:53	20.8	13-31	.419	5-16	.313	4-7	.571	5	15	20	2.9	9	0	5	8	6	6	35	5.0
23	AJAYI, Pip	7-0	84:56	12.1	11-15	.733	0-0	.000	7-14	.500	5	12	17	2.4	19	0	1	11	7	2	29	4.1
11	ADOH, Josh	7-0	71:23	10.2	7-22	.318	4-13	.308	5-8	.625	4	11	15	2.1	11	0	2	4	0	7	23	3.3
12	BERGER, Quin	7-0	98:39	14.1	6-15	.400	6-15	.400	2-2	1.000	1	5	6	0.9	9	0	2	7	0	3	20	2.9
10	MCCREESH, Brandon	7-0	69:05	9.9	3-10	.300	1-3	.333	8-10	.800	2	3	5	0.7	4	0	7	4	0	1	15	2.1
2	MULLER, Brady	7-1	36:15	5.2	2-4	.500	1-3	.333	0-0	.000	1	3	4	0.6	6	0	1	0	0	1	5	0.7
0	O'BRIEN, Patrick	4-0	08:43	2.2	1-1	1.000	0-0	.000	0-2	.000	1	1	2	0.5	1	0	0	0	0	1	2	0.5
25	DELEV, Alek	2-0	01:50	0.9	0-0	.000	0-0	.000	0-0	.000	0	0	0	0.0	0	0	0	0	0	0	0	0.0
Team											10	10	20									
<b>Total</b>		<b>7</b>	<b>1400</b>		<b>142-366</b>	<b>.388</b>	<b>57-179</b>	<b>.318</b>	<b>75-110</b>	<b>.682</b>	<b>47</b>	<b>143</b>	<b>190</b>	<b>27.1</b>	<b>120</b>	<b>2</b>	<b>81</b>	<b>93</b>	<b>24</b>	<b>38</b>	<b>416</b>	<b>59.4</b>
<b>Opponents</b>		<b>7</b>	<b>1400</b>		<b>197-397</b>	<b>.496</b>	<b>69-177</b>	<b>.390</b>	<b>79-117</b>	<b>.675</b>	<b>75</b>	<b>193</b>	<b>268</b>	<b>38.3</b>	<b>115</b>	<b>2</b>	<b>125</b>	<b>77</b>	<b>24</b>	<b>49</b>	<b>542</b>	<b>77.4</b>

## BUCKNELL TEAM STATS — LAST 5 GAMES [1-4]

No.	Player				Total		3-Point		F-Throw		Rebounds											
		GP-GS	MIN	AVG	FG-FGA	FG%	3FG-3FGA	3FG%	FT-FTA	FT%	OFF	DEF	TOT	AVG	PF	DQ	A	TO	BLK	STL	PTS	AVG
24	FORREST, Jack	5-5	175:36	35.1	24-71	.338	12-38	.316	12-13	.923	3	29	32	6.4	12	0	8	9	2	2	72	14.4
13	BASCOE, Josh	5-5	173:14	34.6	21-40	.525	6-14	.429	9-11	.818	1	12	13	2.6	5	0	28	22	0	4	57	11.4
22	BIJIEK, Ruot	5-5	154:37	30.9	15-43	.349	9-29	.310	6-6	1.000	2	7	9	1.8	6	0	5	4	1	6	45	9.0
3	WILLIAMSON, Noah	5-5	117:38	23.5	10-30	.333	1-7	.143	22-27	.815	6	20	26	5.2	13	0	4	8	3	2	43	8.6
1	MOTTA, Ian	5-4	99:19	19.9	9-22	.409	5-15	.333	2-5	.400	3	11	14	2.8	3	0	2	4	3	7	25	5.0
12	BERGER, Quin	5-0	90:26	18.1	7-13	.538	7-13	.538	2-2	1.000	0	5	5	1.0	5	0	1	5	0	1	23	4.6
23	AJAYI, Pip	5-0	64:15	12.8	8-11	.727	0-0	.000	5-8	.625	5	9	14	2.8	14	0	1	3	4	1	21	4.2
10	MCCREESH, Brandon	5-0	56:37	11.3	2-9	.222	1-3	.333	6-7	.857	1	2	3	0.6	3	0	6	4	0	0	11	2.2
11	ADOH, Josh	5-0	37:06	7.4	3-14	.214	2-10	.200	1-2	.500	1	3	4	0.8	4	0	3	0	1	2	9	1.8
2	MULLER, Brady	4-1	23:48	6.0	1-2	.500	0-1	.000	0-0	.000	1	3	4	1.0	4	0	0	0	0	1	2	0.5
25	DELEV, Alek	1-0	00:58	1.0	0-0	.000	0-0	.000	0-0	.000	0	0	0	0.0	0	0	0	0	0	0	0	0.0
0	O'BRIEN, Patrick	2-0	06:26	3.2	0-0	.000	0-0	.000	0-0	.000	0	0	0	0.0	1	0	0	0	0	0	0	0.0
Team											8	5	13									
<b>Total</b>		<b>5</b>	<b>1000</b>		<b>100-255</b>	<b>.392</b>	<b>43-130</b>	<b>.331</b>	<b>65-81</b>	<b>.802</b>	<b>31</b>	<b>106</b>	<b>137</b>	<b>27.4</b>	<b>70</b>	<b>0</b>	<b>58</b>	<b>66</b>	<b>14</b>	<b>26</b>	<b>308</b>	<b>61.6</b>
<b>Opponents</b>		<b>5</b>	<b>1000</b>		<b>135-284</b>	<b>.475</b>	<b>53-136</b>	<b>.390</b>	<b>48-61</b>	<b>.787</b>	<b>39</b>	<b>127</b>	<b>166</b>	<b>33.2</b>	<b>79</b>	<b>2</b>	<b>87</b>	<b>50</b>	<b>22</b>	<b>37</b>	<b>371</b>	<b>74.2</b>

Score by Periods

**BUCKNELL TEAM STATS — GAME-BY-GAME**

Opponent	Date	Score	Total		3-Pointers		Free throws		Rebounds										
			FG-FGA	PCT	3FG-3FGA	PCT	FT-FTA	PCT	OFF	DEF	TOT	AVG	PF	A	TO	BLK	STL	PTS	AVG
Delaware	11/06/2023	57-78 L	21-54	.389	10-28	.357	5-13	.385	7	24	31	31.0	24	12	15	2	11	57	57.0
at Penn	11/08/2023	61-80 L	21-56	.375	7-24	.292	12-19	.632	6	16	22	26.5	18	10	10	10	8	61	59.0
at Niagara	11/11/2023	73-64 W	28-53	.528	4-15	.267	13-15	.867	10	26	36	29.7	15	12	13	3	6	73	63.7
at La Salle	11/14/2023	57-69 L	18-48	.375	6-21	.286	15-24	.625	8	27	35	31.0	25	10	17	1	3	57	62.0
at Duke	11/17/2023	60-90 L	20-54	.370	9-29	.310	11-15	.733	5	22	27	30.2	14	13	13	3	3	60	61.6
Southern Ind.	11/20/2023	67-56 W	18-47	.383	9-24	.375	22-27	.815	5	30	35	31.0	17	9	15	3	10	67	62.5
at St. Bonaventure	11/22/2023	61-67 L	20-46	.435	9-24	.375	12-15	.800	3	21	24	30.0	16	13	17	2	4	61	62.3
at Marist	11/25/2023	49-73 L	17-59	.288	7-35	.200	8-9	.889	12	16	28	29.8	10	11	11	2	7	49	60.6
Princeton	11/29/2023	71-85 L	25-49	.510	9-18	.500	12-15	.800	6	17	23	29.0	13	12	10	4	2	71	61.8
<b>Total</b>		<b>556</b>	<b>188-466</b>	<b>.403</b>	<b>70-218</b>	<b>.321</b>	<b>110-152</b>	<b>.724</b>	<b>62</b>	<b>199</b>	<b>261</b>	<b>29.0</b>	<b>152</b>	<b>102</b>	<b>121</b>	<b>30</b>	<b>54</b>	<b>556</b>	<b>61.8</b>
Opponents		662	240-508	.472	85-228	.373	97-144	.674	86	229	315	35.0	153	148	101	31	61	662	73.6

**Bucknell Averages**

Games Played	Points/game	FG Pct	3FG Pct	FT Pct	Rebounds/game	Assists/game	Turnovers/game	Assist/Turnover ratio	Steals/game	Blocks/game
9	61.8	40.3	32.1	72.4	29.0	11.3	13.4	0.8	6.0	3.3

**BUCKNELL TEAM STATS — OPPONENT GAME-BY-GAME**

Opponent	Date	Score	Total		3-Pointers		Free throws		Rebounds										
			FG-FGA	PCT	3FG-3FGA	PCT	FT-FTA	PCT	OFF	DEF	TOT	AVG	PF	A	TO	BLK	STL	PTS	AVG
Delaware	11/06/2023	57-78 L	27-53	.509	10-23	.435	14-28	.500	9	32	41	41.0	15	15	14	5	6	78	78.0
at Penn	11/08/2023	61-80 L	31-63	.492	6-20	.300	12-17	.706	20	32	52	46.5	19	17	16	2	5	80	79.0
at Niagara	11/11/2023	73-64 W	24-54	.444	8-23	.348	8-12	.667	6	10	16	36.3	15	12	10	1	5	64	74.0
at La Salle	11/14/2023	57-69 L	23-54	.426	8-26	.308	15-26	.577	12	28	40	37.3	25	17	11	1	8	69	72.8
at Duke	11/17/2023	60-90 L	32-65	.492	13-34	.382	13-16	.813	13	33	46	39.0	15	23	7	2	9	90	76.2
Southern Ind.	11/20/2023	67-56 W	19-57	.333	8-28	.286	10-15	.667	5	26	31	37.7	23	11	14	6	7	56	72.8
at St. Bonaventure	11/22/2023	61-67 L	23-56	.411	10-28	.357	11-13	.846	11	20	31	36.7	14	19	12	5	8	67	72.0
at Marist	11/25/2023	49-73 L	28-50	.560	12-23	.522	5-6	.833	6	29	35	36.5	14	14	13	5	7	73	72.1
Princeton	11/29/2023	71-85 L	33-56	.589	10-23	.435	9-11	.818	4	19	23	35.0	13	20	4	4	6	85	73.6
<b>Total</b>		<b>662</b>	<b>240-508</b>	<b>.472</b>	<b>85-228</b>	<b>.373</b>	<b>97-144</b>	<b>.674</b>	<b>86</b>	<b>229</b>	<b>315</b>	<b>35.0</b>	<b>153</b>	<b>148</b>	<b>101</b>	<b>31</b>	<b>61</b>	<b>662</b>	<b>73.6</b>
Bucknell		556	188-466	.403	70-218	.321	110-152	.724	62	199	261	29.0	152	102	121	30	54	556	61.8

**Opponents Averages**

Games Played	Points/game	FG Pct	3FG Pct	FT Pct	Rebounds/game	Assists/game	Turnovers/game	Assist/Turnover ratio	Steals/game	Blocks/game
9	73.6	47.2	37.3	67.4	35.0	16.4	11.2	1.5	6.8	3.4



**#11 • JOSH ADOH • SENIOR • GUARD • 6-4 • 205 • BELLFLOWER, CALIF. • COMBINE ACADEMY (N.C.)****2023-24**

Solid shift on opening night with 8 pts., 4 reb., 3 stl. in 11 min. vs. Delaware.

**2022-23**

Played in 28 games with one start ... averaged 4.1 points, 1.6 rebounds in 11.1 minutes per game ... shot 42.4 FG%, 38.8 3FG%, 70.6 FT% ... big game in season-opener against Lebanon Valley with 18 pts., 7 reb., in 22 min. ... gave team a big lift off bench after a slow start ... tallied 8 pts. and an asst. to account for the first 10 pts. of an 18-0 run that stretched a 17-16 lead to 35-16 ... tallied 12 pts., 7 reb. in 19 min. in win over Saint Francis ... went 3-6 3FG and had 9 pts. at Navy ... 8 pts., 3 stl., 2 asst. in 18 min. in win over American.

**2021-22**

Appeared in 27 games, including starts in the first three games of the season ... averaged 3.6 points, 1.0 rebounds in 8.5 minutes per game ... shot 42.5 FG%, 39.0 3FG%, 90.9 FT% ... 20-22 from FT line ... earned first career start on opening night at N.C. State and delivered 12 pts. ... hit a 3FG on the team's 1st possession of the season ... missed the Illinois State and Mercer games due to illness ... hit both 3FGA and had 8 pts. off bench in win over Siena ... career-high 15 pts (5-8 FG, 3-5 3FG) at Hofstra.

**2020-21**

Missed the start of the season due to injury and ended up playing in three games ... debuted vs. American on 2/27 and had an assist and a rebound ... a day later at AU hit a 3FG on his 1st career shot and finished with 5 pts., 6 reb. ... totaled 5 pts., 7 reb., 1 asst. in 21 min. on the season.

**HIGH SCHOOL/PERSONAL**

Joshua Onyejebosa Adoh ... born May 15, 2001 in Hollywood, Calif. ... son of Doris Adoh ... has four older siblings: Cyprian, Ezekiel, Amaris and Gabriel ... attended St. John Bosco High School in California before spending the 2019-20 year at Combine Academy, near Charlotte, N.C. ... at St. John Bosco, he was a three-time Scholar-Athlete honoree and a member of the Principal's Honor Roll (4.0+ grade-point average) in both semesters of his junior and senior years ... selected as his team's Most Improved Player as a junior and the Offensive Player of the Year as a senior, when he also earned All-Trinity League honors after averaging better than 13 points and 5 rebounds per game ... named to a number of all-tournament teams and helped lead his squad to a second-place regional finish in the California Interscholastic Federation in 2017-18 ... a year later, St. John Bosco won the Trinity League championship and finished with a 21-6 record ... in his postgraduate year at Combine Academy, averaged 30 points, 7 rebounds, 3 steals and 2 assists per game ... previously played AAU ball for West Coast Elite and Julius V ELITE (Cali Stars) ... majoring in psychology ... named to 2021 and 2022 Patriot League Academic Honor Roll.

**ADOH'S CAREER HIGHS**

Points:	18	vs. Lebanon Valley	11/7/2022
Rebounds:	7	vs. Lebanon Valley	11/7/2022
Assists:	2	three times	
Steals:	3	three times	
Blocks:	1	five times	
FG Made:	7	vs. Lebanon Valley	11/7/2022
FG Attempted:	13	vs. Lebanon Valley	11/7/2022
3-pt FG Made:	3	three times	
3-pt FG Attempted:	8	vs. Lebanon Valley	11/7/2022
FT Made:	6	at Princeton	12/7/2021
FT Attempted:	6	at Princeton	12/7/2021

**ADOH'S SEASON HIGHS**

Points:	8	vs. Delaware	11/6/2023
Rebounds:	4	three times	
Assists:	2	at Marist	11/25/2023
Steals:	3	vs. Delaware	11/6/2023
Blocks:	1	vs. Southern Indiana	11/20/2023
FG Made:	2	twice	
FG Attempted:	5	at Marist	11/25/2023
3-pt FG Made:	1	four times	
3-pt FG Attempted:	4	at Marist	11/25/2023
FT Made:	3	vs. Delaware	11/6/2023
FT Attempted:	4	vs. Delaware	11/6/2023

**ADOH'S CAREER STATISTICS**

SEASON	TEAM	GP-GS	MIN/AVG	Field Goals		3-Point		F-Throws		Rebounds				Scoring						
				FG-FGA	FG%	3FG-3FGA	3FG%	FT-FTA	FT%	OFF	DEF	TOT	AVG	PF-FO	A	TO	BLK	STL	PTS	AVG
2020-21	Buck	3-0	21/7.0	2-7	.286	1-3	.333	0-2	.000	3	4	7	2.3	6-0	1	1	0	0	5	1.7
2021-22	Buck	27-3	231/8.5	31-73	.425	16-41	.390	20-22	.909	8	20	28	1.0	40-0	12	22	0	9	98	3.6
2022-23	Buck	28-1	314/11.2	42-99	.424	19-49	.388	12-17	.706	11	35	46	1.6	56-0	16	20	4	15	115	4.1
2023-24	Buck	9-0	86/9.6	8-26	.308	4-15	.267	5-8	.625	4	14	18	2.0	12-0	3	4	1	7	25	2.8
<b>TOTAL</b>		<b>67-4</b>	<b>652/9.7</b>	<b>83-205</b>	<b>.405</b>	<b>40-108</b>	<b>.370</b>	<b>37-49</b>	<b>.755</b>	<b>26</b>	<b>73</b>	<b>99</b>	<b>1.5</b>	<b>114-0</b>	<b>32</b>	<b>47</b>	<b>5</b>	<b>31</b>	<b>243</b>	<b>3.6</b>

# JOSH ADOH'S CAREER GAME-BY-GAME

ADOH'S 2023-24 GAME-BY-GAME STATISTICS												
Opponent	Min.	FG-A	Pct.	3FG-A	Pct.	FT-A	Pct.	RB	PF	A	TO	PTS
Delaware	11	2-3	.667	1-1	1.000	3-4	.750	4	1	0	1	0 3 8
Penn	12	2-4	.500	1-2	.500	1-2	.500	4	3	0	1	0 2 6
Niagara	10	0-1	.000	0-0	—	0-0	—	2	0	0	0	0 0 0
La Salle	17	1-4	.250	0-2	.000	0-0	—	4	4	0	2	0 0 2
Duke	10	1-3	.333	1-3	.333	1-2	.500	1	1	0	0	0 0 4
So. Indiana	6	1-3	.333	0-2	.000	0-0	—	1	1	1	0	1 0 2
St. Bona	5	1-2	.500	1-1	1.000	0-0	—	1	2	0	0	0 1 3
Marist	15	0-5	.000	0-4	.000	0-0	—	1	0	2	0	0 1 0
Princeton	1	0-1	.000	0-0	—	0-0	—	0	0	0	0	0 0 0
Penn St.												
Radford												
Merrimack												
St. Peter's												
Holy Cross*												
American*												
Lehigh*												
Colgate*												
Boston U.*												
Lafayette*												
Navy*												
Army*												
Loyola*												
American*												
Navy*												
Boston U.*												
Lehigh*												
Colgate*												
Holy Cross*												
Army*												
Loyola*												
Lafayette*												

\* Patriot League game ^ Patriot League Tournament Games started in bold

ADOH'S 2022-23 GAME-BY-GAME STATISTICS												
Opponent	Min.	FG-A	Pct.	3FG-A	Pct.	FT-A	Pct.	RB	PF	A	TO	PTS
Leb. Valley	22	7-13	.538	3-8	.375	1-1	1.000	7	1	1	2	0 1 18
Niagara	15	2-3	.667	1-2	.500	0-0	—	2	4	2	1	0 0 5
St. Peter's	11	1-2	.500	0-0	—	0-0	—	1	3	0	1	0 0 2
Georgia	13	1-4	.250	0-1	.000	0-0	—	1	1	1	0	0 0 2
Presbyterian	9	3-4	.750	0-1	.000	0-0	—	3	4	0	0	0 0 6
Austin Peay	16	2-4	.500	1-3	.333	1-2	.500	2	1	1	1	0 2 6
<b>Marist</b>	<b>11</b>	<b>1-2</b>	<b>.500</b>	<b>0-1</b>	<b>.000</b>	<b>0-0</b>	<b>—</b>	<b>1</b>	<b>1</b>	<b>0</b>	<b>1</b>	<b>0 0 2</b>
St. Francis	19	5-9	.556	1-3	.333	1-3	.333	7	2	2	0	1 1 12
NIJT	15	1-3	.333	1-1	1.000	0-0	—	1	3	0	1	0 0 3
La Salle	9	0-1	.000	0-0	—	0-0	—	2	3	1	1	0 1 0
Merrimack	4	0-0	—	0-0	—	0-0	—	0	1	1	1	0 1 0
Richmond	1	0-0	—	0-0	—	0-0	—	0	0	0	1	0 0 0
Rutgers	2	0-0	—	0-0	—	0-0	—	0	1	0	0	0 0 0
Holy Cross*												
Boston U.*												
Lehigh*												
Lafayette*												
Loyola*	11	0-2	.000	0-2	.000	3-4	.750	1	3	1	0	0 0 3
Colgate*	10	2-4	.500	1-1	1.000	2-2	1.000	2	2	0	0	0 0 7
Army*	9	0-2	.000	0-0	—	0-0	—	1	1	0	2	0 0 0
Holy Cross*	12	3-6	.500	1-3	.333	0-0	—	2	1	0	0	0 0 7
Navy*	11	1-4	.250	1-2	.500	0-0	—	1	3	1	0	0 3 3
Loyola*	13	2-5	.400	1-3	.333	2-3	.667	0	2	0	3	0 1 7
American*	10	1-3	.333	1-1	1.000	0-0	—	1	2	1	1	0 1 3
Army*	14	2-3	.667	1-2	.500	0-0	—	3	4	1	1	0 0 5
Navy*	17	3-8	.375	3-6	.500	0-0	—	1	4	1	0	1 0 9
Colgate*	14	1-3	.333	0-2	.000	2-2	1.000	2	1	0	0	1 1 4
American*	18	3-6	.500	2-4	.500	0-0	—	3	2	1	0	1 3 8
Boston U.*	4	0-1	.000	0-0	—	0-0	—	1	0	0	0	0 0 0
Lehigh*	10	0-4	.000	0-1	.000	0-0	—	1	1	0	3	0 0 0
Lafayette*	12	1-2	.500	1-2	.500	0-0	—	0	0	0	0	0 0 3
American^	2	0-1	.000	0-0	—	0-0	—	0	2	0	0	0 0 0

\* Patriot League game ^ Patriot League Tournament Games started in bold

ADOH'S 2021-22 GAME-BY-GAME STATISTICS												
Opponent	Min.	FG-A	Pct.	3FG-A	Pct.	FT-A	Pct.	RB	PF	A	TO	PTS
NC State	20	4-7	.571	2-5	.400	2-3	.667	2	3	0	1	0 1 12
Penn	14	1-4	.250	0-3	.000	0-0	—	1	3	1	0	0 1 2
Rider	13	2-10	.200	1-7	.143	0-0	—	3	0	2	0	0 1 5
Illinois State												
Mercer												
Rider	4	1-3	.333	1-2	.500	0-0	—	1	3	1	1	0 0 3
Siena	17	3-6	.500	2-2	1.000	0-0	—	0	2	1	1	0 0 8
St. Francis	14	1-6	.167	1-3	.333	0-0	—	5	1	1	3	0 1 3
Hofstra	16	5-8	.625	3-5	.600	2-2	1.000	2	1	1	2	0 0 15
Princeton	18	1-2	.500	1-1	1.000	6-6	1.000	1	3	1	3	0 0 9
La Salle	10	3-5	.600	1-3	.333	1-1	1.000	0	2	0	0	0 0 8
Richmond	11	1-3	.333	1-1	1.000	0-0	—	0	2	1	1	0 0 3
Boston U.*	12	3-7	.429	0-2	.000	4-4	1.000	4	4	0	1	0 0 10
Army*	11	1-2	.500	0-1	.000	0-0	—	3	3	1	1	0 0 2
Navy*	9	0-1	.000	0-1	.000	1-2	.500	4	1	1	1	0 0 1
Loyola*	5	0-0	—	0-0	—	2-2	1.000	0	3	1	0	0 1 2
Lehigh*	6	1-1	1.000	0-0	—	0-0	—	0	0	0	0	0 0 2
American*	11	2-4	.500	1-2	.500	0-0	—	0	1	0	1	0 0 5
Colgate*	2	0-0	—	0-0	—	0-0	—	0	1	0	0	0 0 0
Holy Cross*	1	0-0	—	0-0	—	0-0	—	0	0	0	0	0 0 0
Navy*	3	0-0	—	0-0	—	0-0	—	0	1	0	0	0 0 0
Loyola*	7	0-1	.000	0-0	—	0-0	—	0	0	1	2	0 1 0
Colgate*	1	0-0	—	0-0	—	0-0	—	0	0	0	0	0 0 0
Lafayette*	6	1-1	1.000	1-1	1.000	0-0	—	3	1	0	0	0 1 3
American*	4	0-0	—	0-0	—	0-0	—	0	0	0	0	0 1 0
Holy Cross*	8	0-0	—	0-0	—	0-0	—	0	0	0	1	0 0 0
Lehigh*	5	1-1	1.000	1-1	1.000	2-2	1.000	0	2	0	0	0 1 5
Lafayette*	2	0-1	.000	0-1	.000	0-0	—	0	0	0	0	0 0 0
Army*												
Boston U.*												
Lafayette^												
Colgate^	1	0-0	—	0-0	—	0-0	—	0	0	0	0	0 0 0

\* Patriot League game ^ Patriot League Tournament Games started in bold

ADOH'S 2020-21 GAME-BY-GAME STATISTICS												
Opponent	Min.	FG-A	Pct.	3FG-A	Pct.	FT-A	Pct.	RB	PF	A	TO	PTS
Navy												
Navy												
Lafayette*												
Lafayette*												
Lehigh*												
Lehigh*												
Lehigh*												
American	6	0-0	—	0-0	—	0-0	—	1	1	1	0	0 0 0
American	12	2-6	.333	1-2	.500	0-2	.000	6	4	0	1	0 0 5
Lafayette^												
Colgate^	3	0-1	.000	0-1	.000	0-0	—	0	1	0	0	0 0 0

\* Patriot League Central Division game ^ Patriot League Tournament Games started in bold

**#23 • PIP AJAYI • JUNIOR • FORWARD • 6-7 • 230 • CALGARY, ALBERTA • WOODSTOCK ACADEMY (CONN.) • MERCYHURST****2022-23 (at Mercyhurst)**

Saw action in 31 games, starting all of them. Averaged 6.3 points and 6.9 rebounds for the most rebounds per game on the team ... 45 blocks led the team and ranked second in the PSAC ... had multiple blocks in 12 games with a season-high of five against D'Youville ... recorded two double-doubles with 11 points and 10 rebounds against West Chester and 10 points and 11 rebounds against West Liberty in the NCAA Atlantic Regional ... season-high 14 rebounds in upset win over No. 1 Indiana (Pa.).

**2021-22 (at Mercyhurst)**

Appeared in all but one of the Lakers 32 games ... averaged 3.4 points per game and 3.9 rebounds coming off the bench ... finished second on the team with 21 blocks ... scored in double digits twice ... season-high 12 points against California (Pa.).

**HIGH SCHOOL/PERSONAL**

Born Sept. 10, 2003 in Lagos, Nigeria ... full first name is Pipeloluwa ... son of Yemi and Wole Ajayi ... has two siblings, Oluwapelumi and Olamiposi ... 2021 graduate of Woodstock Academy in Connecticut ... also played for Supreme Hoops in Canada and Rhode Island Elite.

**AJAYI'S CAREER HIGHS**

Points:	14*	vs. Pitt-Johnstown	3/1/2023
Rebounds:	14*	vs. Indiana (Pa.)	2/6/2023
Assists:	3*	vs. Indiana (Pa.)	2/6/2023
Steals:	3*	three times	
Blocks:	5*	vs. D'Youville	12/7/2022
FG Made:	7*	vs. Pitt-Johnstown	2/6/2023
FG Attempted:	9*	twice	
3-pt FG Made:	0		
3-pt FG Attempted:	1*	twice	
FT Made:	4*	four times	
FT Attempted:	8*	vs. D'Youville	12/7/2022

**AJAYI'S SEASON HIGHS**

Points:	8	vs. Princeton	11/29/2023
Rebounds:	5	at Marist	11/25/2023
Assists:	1	twice	11/8/2023
Steals:	1	four times	
Blocks:	3	at Penn	11/8/2023
FG Made:	3	vs. Princeton	11/29/2023
FG Attempted:	3	three times	
3-pt FG Made:	0		
3-pt FG Attempted:	0		
FT Made:	3	at St. Bonaventure	11/22/2023
FT Attempted:	3	twice	

**AJAYI'S CAREER STATISTICS**

SEASON	TEAM	GP-GS	MIN/AVG	Field Goals		3-Point		F-Throws		Rebounds				Scoring						
				FG-FGA	FG%	3FG-3FGA	3FG%	FT-FTA	FT%	OFF	DEF	TOT	AVG	PF-FO	A	TO	BLK	STL	PTS	AVG
2021-22	Mercy	31-0	430/13.9	45-84	.536	0-1	.000	15-41	.366	50	70	120	3.9	87-5	6	24	21	18	105	3.4
2022-23	Mercy	31-31	703/22.7	81-139	.583	0-1	.000	34-66	.515	89	126	215	6.9	87-3	17	32	45	30	196	6.3
2023-24	Buck	9-0	109/12.1	12-20	.600	0-0	.000	7-18	.389	10	13	23	2.6	22-0	2	11	9	4	31	3.4
<b>TOTAL FOR Buck</b>		<b>9-0</b>	<b>109/12.1</b>	<b>12-20</b>	<b>.600</b>	<b>0-0</b>	<b>.000</b>	<b>7-18</b>	<b>.389</b>	<b>10</b>	<b>13</b>	<b>23</b>	<b>2.6</b>	<b>22-0</b>	<b>2</b>	<b>11</b>	<b>9</b>	<b>4</b>	<b>31</b>	<b>3.4</b>
<b>TOTAL</b>		<b>71-31</b>	<b>1241/17.5</b>	<b>138-243</b>	<b>.568</b>	<b>0-2</b>	<b>.000</b>	<b>56-125</b>	<b>.448</b>	<b>149</b>	<b>209</b>	<b>358</b>	<b>5.0</b>	<b>196-8</b>	<b>25</b>	<b>67</b>	<b>75</b>	<b>52</b>	<b>332</b>	<b>4.7</b>

# PIP AJAYI'S CAREER GAME-BY-GAME

## AJAYI'S 2023-24 GAME-BY-GAME STATISTICS

Opponent	Min.	FG-A	Pct.	3FG-A	Pct.	FT-A	Pct.	RB	PF	A	TO	B	S	PTS
Delaware	8	1-2	.500	0-0	—	0-2	.000	1	4	0	3	0	1	2
Penn	12	2-3	.667	0-0	—	2-4	.500	3	2	1	1	3	1	6
Niagara	14	1-3	.333	0-0	—	0-2	.000	3	0	0	0	2	1	2
La Salle	10	0-1	.000	0-0	—	0-2	.000	2	2	0	4	0	0	0
Duke	15	2-2	1.000	0-0	—	0-0	—	2	3	0	0	2	0	4
So. Indiana	9	0-2	.000	0-0	—	0-2	.000	3	3	1	0	0	1	0
St. Bona	10	1-2	.500	0-0	—	3-3	1.000	1	2	0	0	0	0	5
Marist	14	2-2	1.000	0-0	—	0-0	—	5	3	0	1	1	0	4
Princeton	16	3-3	1.000	0-0	—	2-3	.667	3	3	0	2	1	0	8
Penn St.														
Radford														
Merrimack														
St. Peter's														
Holy Cross*														
American*														
Lehigh*														
Colgate*														
Boston U.*														
Lafayette*														
Navy*														
Army*														
Loyola*														
American*														
Navy*														
Boston U.*														
Lehigh*														
Colgate*														
Holy Cross*														
Army*														
Loyola*														
Lafayette*														

\* Patriot League game ^ Patriot League Tournament Games started in bold

## AJAYI'S 2022-23 GAME-BY-GAME STATISTICS (AT MERCYHURST)

Opponent	Min.	FG-A	Pct.	3FG-A	Pct.	FT-A	Pct.	RB	PF	A	TO	B	S	PTS
Daemen	12	0-3	.000	0-0	—	0-0	—	3	4	0	2	0	0	0
West Chester	28	5-8	.625	0-0	—	1-2	.500	10	4	1	0	1	1	11
Millersville	33	4-6	.667	0-0	—	4-6	.667	8	1	2	5	1	1	12
D'Youville	24	3-4	.750	0-0	—	4-8	.500	6	0	0	1	5	1	10
Roberts Wes.	18	2-5	.400	0-0	—	4-6	.667	5	1	0	1	4	2	8
Alliance	24	0-1	.000	0-0	—	0-0	—	7	1	1	2	0	0	0
Shippensburg	12	0-0	—	0-0	—	0-0	—	3	3	1	1	3	0	0
Lock Haven	15	0-0	—	0-0	—	2-2	1.000	4	4	0	2	1	0	2
Mansfield	26	2-4	.500	0-0	—	0-4	.000	13	3	0	1	1	0	4
Edinboro	21	2-6	.333	0-1	.000	0-0	—	6	3	0	0	3	2	4
Indiana (Pa.)	9	2-2	1.000	0-0	—	0-0	—	1	5	0	2	0	1	4
Shepherd	21	1-5	.200	0-0	—	0-2	.000	9	1	1	2	1	3	2
Slippery Rock	27	1-3	.333	0-0	—	1-1	1.000	3	2	1	3	2	2	3
California (Pa.)	15	3-4	.750	0-0	—	0-0	—	5	4	0	1	2	0	6
Gannon	31	3-3	1.000	0-0	—	0-0	—	7	2	0	1	2	2	6
Pitt-Johnstown	28	3-5	.600	0-0	—	2-2	1.000	6	3	0	0	1	1	8
Clarion	29	2-5	.400	0-0	—	1-3	.333	11	2	1	1	2	3	5
Seton Hill	29	5-9	.556	0-0	—	0-4	.000	8	0	1	1	1	3	10
Edinboro	23	2-3	.667	0-0	—	3-4	.750	9	3	1	0	2	1	7
Indiana (Pa.)	28	3-6	.500	0-0	—	1-1	1.000	14	5	3	1	0	1	7
Slippery Rock	31	3-5	.600	0-0	—	0-1	.000	11	3	0	0	0	0	6
California (Pa.)	32	3-5	.600	0-0	—	0-1	.000	7	3	1	2	1	0	6
Pitt-Johnstown	14	2-2	1.000	0-0	—	0-0	—	3	3	0	0	2	0	4
Clarion	30	4-7	.571	0-0	—	4-5	.800	8	3	0	1	0	2	12
Seton Hill	10	2-3	.667	0-0	—	0-0	—	0	4	0	0	1	0	4
Gannon	17	3-4	.750	0-0	—	2-4	.500	12	4	0	0	0	2	8
Pitt-Johnstown	27	7-9	.778	0-0	—	0-2	.000	8	2	1	1	3	0	14
Shippensburg	18	5-8	.625	0-0	—	0-0	—	9	4	1	0	2	1	10
Indiana (Pa.)	20	2-3	.667	0-0	—	0-0	—	6	4	0	0	0	0	4
E. Stroudsburg	19	3-3	1.000	0-0	—	3-5	.600	2	5	1	0	2	1	9
West Liberty	33	4-8	.500	0-0	—	2-3	.667	11	1	0	1	2	0	10

Games started in bold

## AJAYI'S 2021-22 GAME-BY-GAME STATISTICS (AT MERCYHURST)

Opponent	Min.	FG-A	Pct.	3FG-A	Pct.	FT-A	Pct.	RB	PF	A	TO	B	S	PTS
Bowie St.	12	3-5	.600	0-0	—	2-3	.667	2	5	0	1	0	0	8
Fayetteville St.	10	1-2	.500	0-0	—	0-0	—	3	2	0	0	0	0	2
Daeman	10	1-4	.250	0-0	—	0-0	—	0	2	0	0	0	0	2
D'Youville	12	4-6	.667	0-0	—	0-0	—	9	2	0	0	0	2	8
Bry & Strat	15	5-6	.833	0-0	—	1-2	.500	8	2	1	2	0	1	11
Shippensburg	7	0-1	.000	0-1	.000	0-0	—	1	3	0	3	1	0	0
Lock Haven	8	0-0	—	0-0	—	0-0	—	2	1	0	0	1	0	0
Le Moyne	9	0-0	—	0-0	—	0-2	.000	3	3	1	0	0	0	0
Mansfield	10	1-2	.500	0-0	—	0-0	—	5	1	0	1	0	1	2
Bloomsburg	16	3-6	.500	0-0	—	1-2	.500	6	3	0	2	0	2	7
E. Stroudsburg	11	3-4	.750	0-0	—	0-1	.000	2	2	0	0	0	0	6
Seton Hill	1	0-2	.000	0-0	—	0-0	—	1	0	0	0	0	0	0
Clarion	8	1-2	.500	0-0	—	0-0	—	0	4	0	1	0	0	2
Indiana (Pa.)	14	2-3	.667	0-0	—	0-1	.000	5	3	0	1	0	1	4
Kutztown	15	1-1	1.000	0-0	—	1-2	.500	1	3	1	0	1	2	3
Edinboro	13	1-3	.333	0-0	—	3-4	.750	4	3	0	0	1	0	5
California (Pa.)	3	0-0	—	0-0	—	0-0	—	0	2	0	1	0	0	0
Slippery Rock	10	0-0	—	0-0	—	0-1	.000	4	5	0	4	0	0	0
Pitt-Johnstown	15	1-4	.250	0-0	—	1-2	.500	4	1	0	1	2	0	3
Indiana (Pa.)	17	1-1	1.000	0-0	—	2-4	.500	6	2	1	0	0	1	4
Seton Hill	15	0-1	.000	0-0	—	0-2	.000	4	4	0	0	5	1	0
Clarion	25	2-5	.400	0-0	—	1-2	.500	12	3	0	1	1	0	5
Gannon	19	3-4	.750	0-0	—	0-0	—	3	3	0	0	1	0	6
Pitt-Johnstown	10	0-1	.000	0-0	—	0-0	—	4	5	0	2	0	2	0
Edinboro	22	2-6	.333	0-0	—	1-6	.167	4	1	1	0	1	1	5
California (Pa.)	24	6-6	1.000	0-0	—	0-1	.000	4	3	0	1	0	1	12
Slippery Rock	12	1-2	.500	0-0	—	0-0	—	2	4	0	0	1	0	2
Pitt-Johnstown	26	1-2	.500	0-0	—	0-0	—	9	3	0	0	2	2	2
Millersville	21	0-0	—	0-0	—	0-2	.000	3	1	0	1	0	1	0
Millersville	16	0-3	.000	0-0	—	1-2	.500	5	5	1	0	1	0	1
Indiana (Pa.)	24	2-2	1.000	0-0	—	1-2	.500	4	5	0	2	3	0	5

Games started in bold



**#13 • JOSH BASCOE • JUNIOR • GUARD • 6-0 • 178 • MILTON, ONTARIO • VERMONT ACADEMY (VT.)****2023-24**

Handed out career-high 8 asst. on opening night vs. Delaware ... 1st career double-digit scoring game at Penn with 10 pts., 4 asst. ... followed that up with 15 pts. (5-7 FG, 3-3 3FG, 2-2 FT) in win at Niagara ... scored 12 of 15 in 2nd half, including 2 big shots late in the game ... made first start of season at No. 9 Duke and matched career high with 8 asst. in 37 min. ... set new career high with 20 pts. (6-11 FG, 1-3 3FG, 7-8 FT) in win over Southern Indiana ... 16 of 20 pts. came in 2nd half ... 7 pts., 8 asst. at St. Bonaventure ... team-high 14 pts. at Marist ... 14 pts., all in 1st half, along with 6 asst. vs. Princeton.

**2022-23**

Backup point guard played in 26 games with two starts ... starts came against Marist and Loyola ... averaged 11.0 minutes per game and tallied 2.1 ppg, 1.9 rpg, 1.7 apg ... productive 19 min. off bench in season-opener, with 8 pts, 4 reb., 5 asst. vs. Lebanon Valley ... had 4 pts., 5 asst., 2 stl. in 16 min. in win over Saint Francis ... hit a pair of 3FGs at La Salle.

**2021-22**

Appeared in 28 games off the bench as a freshman point guard ... averaged 6.8 minutes per game and recorded 34 points, 30 rebounds, 13 assists ... shot 45.7 FG% ... made collegiate debut with solid 6 min. off bench at N.C. State ... had an asst. and 2 reb. ... scored first 7 career pts. at Illinois State, hitting all 3 FGA, including a 3FG.

**HIGH SCHOOL/PERSONAL**

Born March 11, 2002 in Guelph, Ontario ... parents are Shane and Mary Beth Bascoe ... has a younger sister, Jasmine ... father played professionally in Slovakia and Slovenia ... mother played collegiately at the University of Guelph ... lettered three times each in basketball and baseball at Vermont Academy ... captain of the basketball team ... named a Lakes Region All-Star after averaging better than 17 points per game as a junior ... transferred to prep basketball power Putnam Science Academy in Connecticut as a senior ... played AAU ball with Middlesex Magic ... majoring in sociology.

**BASCOE'S CAREER HIGHS**

Points:	20	vs. Southern Indiana	11/20/2023
Rebounds:	7	at NJIT	12/3/2022
Assists:	8	three times	
Steals:	4	vs. Navy	1/25/2023
Blocks:	1	at Colgate	2/2/2022
FG Made:	6	twice	
FG Attempted:	11	three times	
3-pt FG Made:	3	twice	
3-pt FG Attempted:	7	at Marist	11/25/2023
FT Made:	7	vs. Southern Indiana	11/20/2023
FT Attempted:	8	twice	

**BASCOE'S SEASON HIGHS**

Points:	20	vs. Southern Indiana	11/20/2023
Rebounds:	4	vs. Princeton	11/29/2023
Assists:	8	three times	
Steals:	2	vs. Southern Indiana	11/20/2023
Blocks:	0		
FG Made:	6	twice	
FG Attempted:	11	three times	
3-pt FG Made:	3	twice	
3-pt FG Attempted:	7	at Marist	11/25/2023
FT Made:	7	vs. Southern Indiana	11/20/2023
FT Attempted:	8	vs. Southern Indiana	11/20/2023

**BASCOE'S CAREER STATISTICS**

SEASON	TEAM	GP-GS	MIN/AVG	Field Goals		3-Point		F-Throws		Rebounds				Scoring						
				FG-FGA	FG%	3FG-3FGA	3FG%	FT-FTA	FT%	OFF	DEF	TOT	AVG	PF-FO	A	TO	BLK	STL	PTS	AVG
2021-22	Buck	29-0	198/6.8	16-35	.457	2-9	.222	0-2	.000	2	28	30	1.0	19-0	13	19	1	6	34	1.2
2022-23	Buck	26-2	287/11.0	19-59	.322	5-23	.217	12-16	.750	7	43	50	1.9	26-0	44	36	0	10	55	2.1
2023-24	Buck	9-5	263/29.2	30-63	.476	10-22	.455	15-17	.882	2	17	19	2.1	16-1	44	31	0	4	85	9.4
<b>TOTAL</b>		<b>64-7</b>	<b>748/11.7</b>	<b>65-157</b>	<b>.414</b>	<b>17-54</b>	<b>.315</b>	<b>27-35</b>	<b>.771</b>	<b>11</b>	<b>88</b>	<b>99</b>	<b>1.5</b>	<b>61-1</b>	<b>101</b>	<b>86</b>	<b>1</b>	<b>20</b>	<b>174</b>	<b>2.7</b>

# JOSH BASCOE'S CAREER GAME-BY-GAME

## BASCOE'S 2023-24 GAME-BY-GAME STATISTICS

Opponent	Min.	FG-A	Pct.	3FG-A	Pct.	FT-A	Pct.	RB	PF	A	TO	B	S	PTS
Delaware	21	0-3	.000	0-1	.000	0-0	—	1	2	8	1	0	0	0
Penn	26	3-8	.375	0-2	.000	4-4	1.000	0	0	4	2	0	0	10
Niagara	19	5-7	.714	3-3	1.000	2-2	1.000	3	4	1	2	0	0	15
La Salle	23	1-5	.200	1-2	.500	0-0	—	2	5	3	4	0	0	3
Duke	<b>37</b>	<b>1-3</b>	<b>.333</b>	<b>0-0</b>	—	<b>0-0</b>	—	<b>2</b>	<b>0</b>	<b>8</b>	<b>3</b>	<b>0</b>	<b>1</b>	<b>2</b>
So. Indiana	<b>37</b>	<b>6-11</b>	<b>.545</b>	<b>1-3</b>	<b>.333</b>	<b>7-8</b>	<b>.875</b>	<b>3</b>	<b>2</b>	<b>3</b>	<b>8</b>	<b>0</b>	<b>2</b>	<b>20</b>
St. Bona	<b>38</b>	<b>3-4</b>	<b>.750</b>	<b>0-1</b>	<b>.000</b>	<b>1-2</b>	<b>.500</b>	<b>1</b>	<b>2</b>	<b>8</b>	<b>4</b>	<b>0</b>	<b>1</b>	<b>7</b>
Marist	<b>28</b>	<b>5-11</b>	<b>.455</b>	<b>3-7</b>	<b>.429</b>	<b>1-1</b>	<b>1.000</b>	<b>3</b>	<b>1</b>	<b>3</b>	<b>2</b>	<b>0</b>	<b>0</b>	<b>14</b>
Princeton	<b>34</b>	<b>6-11</b>	<b>.545</b>	<b>2-3</b>	<b>.667</b>	<b>0-0</b>	—	<b>4</b>	<b>0</b>	<b>6</b>	<b>5</b>	<b>0</b>	<b>0</b>	<b>14</b>
Penn St.														
Radford														
Merrimack														
St. Peter's														
Holy Cross*														
American*														
Lehigh*														
Colgate*														
Boston U.*														
Lafayette*														
Navy*														
Army*														
Loyola*														
American*														
Navy*														
Boston U.*														
Lehigh*														
Colgate*														
Holy Cross*														
Army*														
Loyola*														
Lafayette*														

\* Patriot League game ^ Patriot League Tournament Games started in bold

## BASCOE'S 2022-23 GAME-BY-GAME STATISTICS

Opponent	Min.	FG-A	Pct.	3FG-A	Pct.	FT-A	Pct.	RB	PF	A	TO	B	S	PTS
Leb. Valley	19	3-6	.500	1-4	.250	1-2	.500	4	3	5	1	0	1	8
Niagara	14	1-3	.333	0-0	—	1-1	1.000	2	2	4	0	0	0	3
St. Peter's	17	1-1	1.000	0-0	—	2-2	1.000	4	0	2	3	0	0	4
Georgia	11	2-4	.500	0-2	.000	0-0	—	2	3	0	3	0	2	4
Presbyterian	15	0-1	.000	0-0	—	0-0	—	2	0	3	4	0	0	0
Austin Peay	16	2-3	.667	0-1	.000	0-0	—	5	1	0	1	0	0	4
Marist	<b>12</b>	<b>0-4</b>	<b>.000</b>	<b>0-1</b>	<b>.000</b>	<b>0-0</b>	—	<b>4</b>	<b>0</b>	<b>1</b>	<b>1</b>	<b>0</b>	<b>0</b>	<b>0</b>
St. Francis	16	2-6	.333	0-0	—	0-0	—	1	0	5	0	0	2	4
NJIT	18	1-7	.143	1-4	.250	2-2	1.000	7	0	2	1	0	0	5
La Salle	14	2-5	.400	2-2	1.000	0-0	—	0	1	1	0	0	0	6
Merrimack	11	0-1	.000	0-1	.000	0-0	—	1	3	2	3	0	0	0
Richmond	6	1-1	1.000	0-0	—	0-0	—	1	0	2	0	0	0	2
Rutgers	6	1-1	1.000	1-1	1.000	0-0	—	0	1	1	1	0	0	3
Holy Cross*	4	0-0	—	0-0	—	0-0	—	0	0	1	1	0	0	0
Boston U.*	5	1-1	1.000	0-0	—	0-0	—	0	0	0	0	0	0	2
Lehigh*	8	0-0	—	0-0	—	0-0	—	0	2	1	0	0	0	0
Lafayette*	14	0-1	.000	0-1	.000	0-1	.000	2	0	4	3	0	0	0
Loyola*	7	0-1	.000	0-0	—	0-0	—	0	1	0	2	0	0	0
Colgate*	11	1-3	.333	0-2	.000	0-0	—	4	0	1	2	0	0	2
Army*	6	0-1	.000	0-0	—	0-0	—	2	3	1	2	0	0	0
Holy Cross*	9	1-1	1.000	0-0	—	0-0	—	2	3	0	0	0	0	2
Navy*	12	0-2	.000	0-1	.000	6-8	.750	1	0	4	1	0	4	6
Loyola*	<b>30</b>	<b>0-5</b>	<b>.000</b>	<b>0-3</b>	<b>.000</b>	<b>0-0</b>	—	<b>6</b>	<b>3</b>	<b>3</b>	<b>6</b>	<b>0</b>	<b>0</b>	<b>0</b>
American*	2	0-0	—	0-0	—	0-0	—	0	0	1	0	0	0	0
Army*														
Navy*														
Colgate*	1	0-0	—	0-0	—	0-0	—	0	0	0	0	0	0	0
American*														
Boston U.*														
Lehigh*	2	0-1	.000	0-0	—	0-0	—	0	0	0	0	0	0	0
Lafayette*														
American^														

\* Patriot League game ^ Patriot League Tournament Games started in bold

## BASCOE'S 2021-22 GAME-BY-GAME STATISTICS

Opponent	Min.	FG-A	Pct.	3FG-A	Pct.	FT-A	Pct.	RB	PF	A	TO	B	S	PTS
NC State	6	0-0	—	0-0	—	0-0	—	2	0	1	1	0	0	0
Penn	4	0-0	—	0-0	—	0-0	—	2	0	0	1	0	0	0
Rider	4	0-0	—	0-0	—	0-0	—	1	1	0	1	0	0	0
Illinois State	13	3-3	1.000	1-1	1.000	0-0	—	0	0	1	1	0	0	7
Mercer	14	0-1	.000	0-0	—	0-2	.000	2	1	0	3	0	0	0
Rider	2	0-1	.000	0-1	.000	0-0	—	1	0	1	1	0	0	0
Siena	2	0-0	—	0-0	—	0-0	—	0	1	0	2	0	0	0
St. Francis	9	0-0	—	0-0	—	0-0	—	1	1	0	0	0	0	0
Hofstra	5	0-0	—	0-0	—	0-0	—	0	1	2	1	0	0	0
Princeton	7	2-2	1.000	1-1	1.000	0-0	—	0	0	1	0	0	0	5
La Salle	12	0-1	.000	0-0	—	0-0	—	1	2	1	3	0	2	0
Richmond	11	1-3	.333	0-0	—	0-0	—	4	0	1	1	0	0	2
Boston U.*	8	1-2	.500	0-0	—	0-0	—	0	0	0	0	0	0	2
Army*	6	0-2	.000	0-0	—	0-0	—	0	3	1	0	0	1	0
Navy*														
Loyola*														
Lehigh*	9	2-3	.667	0-0	—	0-0	—	0	1	0	0	0	0	4
American*														
Colgate*	7	0-1	.000	0-1	.000	0-0	—	3	0	0	0	0	0	0
Holy Cross*	6	0-0	—	0-0	—	0-0	—	2	0	0	1	0	0	0
Navy*	2	0-1	.000	0-0	—	0-0	—	0	0	0	1	0	0	0
Loyola*	3	0-0	—	0-0	—	0-0	—	1	0	0	0	0	0	0
Colgate*	9	1-3	.333	0-2	.000	0-0	—	1	0	1	0	1	1	2
Lafayette*	1	0-0	—	0-0	—	0-0	—	0	0	0	0	0	0	0
American*	4	0-0	—	0-0	—	0-0	—	0	0	0	0	0	0	0
Holy Cross*	2	0-0	—	0-0	—	0-0	—	0	2	0	0	0	0	0
Lehigh*	5	0-1	.000	0-0	—	0-0	—	1	0	0	0	0	0	0
Lafayette*	4	1-2	.500	0-1	.000	0-0	—	0	0	0	0	0	0	2
Army*	11	1-4	.250	0-1	.000	0-0	—	2	1	2	0	0	1	2
Boston U.*	13	2-3	.667	0-1	.000	0-0	—	5	0	1	0	0	0	4
Lafayette^	8	0-0	—	0-0	—	0-0	—	0	4	0	1	0	0	0
Colgate^	11	2-2	1.000	0-0	—	0-0	—	1	1	0	1	0	1	4

\* Patriot League game ^ Patriot League Tournament Games started in bold

**#12 • QUIN BERGER • SOPHOMORE • GUARD • 6-2 • 200 • MALVERN, PA. • WESTTOWN SCHOOL • SAINT JOSEPH'S U.**

**2023-24**

First career points came on a 3FG at Penn ... hit a pair of 3FGs in 25 min. of action in win over Southern Indiana ... 8 pts. in 19 min. at Marist.

**2022-23 (at Saint Joseph's)**

Appeared in five games, totaling 11 minutes as a reserve guard ... made his collegiate debut against No. 3 Houston at the Veterans Classic at Navy.

**HIGH SCHOOL/PERSONAL**

Born Dec. 7, 2003 in Wynnewood, Pa. ... parents are Seth and Christelle Berger ... has two older brothers, Cole and TJ ... Cole was an All-Patriot League golfer at Lafayette, and TJ is currently on the Lafayette men's basketball team ... mother competed in track and field at Penn, held the school record in the 100m hurdles for 30 years, and is in the Big 5 Hall of Fame ... 2022 graduate of Westttown School, where his father was the basketball coach ... two-year team captain and 1,000-point scorer at Westtown ... two-time PAISAA All-State honoree, making the Second Team as a senior and Third Team as a junior ... two-time First Team All-FSL selection ... averaged 15 points, 5 rebounds, 4 assists as a senior while helping the team to a second straight PAISAA state title ... team also won the 2022 Friends League title ... also competed in track and field for one season and helped set the school's 4x100-meter relay record on the way to a league title.



**BERGER'S CAREER HIGHS**

Points:	8	at Marist	11/25/2023
Rebounds:	1	seven times	
Assists:	1	twice	
Steals:	2	at Penn	11/8/2023
Blocks:	0		
FG Made:	2	twice	
FG Attempted:	5	at Marist	11/25/2023
3-pt FG Made:	2	twice	
3-pt FG Attempted:	5	at Marist	11/25/2023
FT Made:	2	at Marist	11/25/2023
FT Attempted:	2	at Marist	11/25/2023

**BERGER'S SEASON HIGHS**

Points:	8	at Marist	11/25/2023
Rebounds:	1	seven times	
Assists:	1	twice	
Steals:	2	at Penn	11/8/2023
Blocks:	0		
FG Made:	2	twice	
FG Attempted:	5	at Marist	11/25/2023
3-pt FG Made:	2	twice	
3-pt FG Attempted:	5	at Marist	11/25/2023
FT Made:	2	at Marist	11/25/2023
FT Attempted:	2	at Marist	11/25/2023

**BERGER'S CAREER STATISTICS**

SEASON	TEAM	GP-GS	MIN/AVG	Field Goals		3-Point		F-Throws		Rebounds				Scoring							
				FG-FGA	FG%	3FG-3FGA	3FG%	FT-FTA	FT%	OFF	DEF	TOT	AVG	PF	FO	A	TO	BLK	STL	PTS	AVG
2022-23	SJU	5-0	11/2.2	0-3	.000	0-3	.000	0-0	.000	0	0	0	0.0	1-0	0	1	0	0	0	0	0.0
2023-24	Buck	9-0	135/15.0	8-20	.400	8-20	.400	2-2	1.000	1	6	7	0.8	11-0	2	7	0	5	26	2.9	
<b>TOTAL FOR Buck</b>		<b>9-0</b>	<b>135/15.0</b>	<b>8-20</b>	<b>.400</b>	<b>8-20</b>	<b>.400</b>	<b>2-2</b>	<b>1.000</b>	<b>1</b>	<b>6</b>	<b>7</b>	<b>0.8</b>	<b>11-0</b>	<b>2</b>	<b>7</b>	<b>0</b>	<b>5</b>	<b>26</b>	<b>2.9</b>	
<b>TOTAL</b>		<b>14-0</b>	<b>146/10.4</b>	<b>8-23</b>	<b>.348</b>	<b>8-23</b>	<b>.348</b>	<b>2-2</b>	<b>1.000</b>	<b>1</b>	<b>6</b>	<b>7</b>	<b>0.5</b>	<b>12-0</b>	<b>2</b>	<b>8</b>	<b>0</b>	<b>5</b>	<b>26</b>	<b>1.9</b>	





**#22 • RUOT BIJIEK • SOPHOMORE • FORWARD • 6-9 • 187 • WAUKEE, IOWA • VALLEY****2023-24**

Hit double figures for first time at No. 9 Duke, scoring all 11 of his pts. in the first half ... had 10 pts., 4 stl. in home win over Southern Indiana.

**2022-23**

Showed promise in his first collegiate season, playing in all 32 games with three starts ... averaged 3.6 points, 2.0 rebounds in 16.0 minutes per game ... shot 47.3 FG%, 43.2 3FG%, 68.8 FT% ... scored season-high 12 pts. on three occasions ... played 17 min. off bench on opening night against Lebanon Valley and tallied 8 pts., 3 reb., 2 blk. ... first career points came on a transition dunk ... played important minutes down the stretch in a 1-pt. win over Presbyterian ... had two big buckets late in the game and had 7 pts. (3-4 FG) in 22 min. ... set career highs with 12 pts., 7 reb. vs. Holy Cross ... later had 12 pts. vs. Army and Boston University ... also blocked 4 shots in win over Army.

**HIGH SCHOOL/PERSONAL**

Born Sept. 20, 2003 in Ames, Iowa ... son of Dual Gony and Elizabeth Ring ... one of eight siblings, along with Gony, Jal, Gatdoar, Nuer, DJ, Liakouth, Nyamaan ... Jal played basketball at North Dakota and Des Moines Area CC ... earned Second Team Class 4A All-State and First Team All-Conference honors as a senior ... led his team to a 21-4 record and a league title ... recorded a school-record 40 points in a game ... also faced high-level competition on the AAU circuit with OSA Crusaders as well as a stint with Bradley Beal Elite.

**BIJIEK'S CAREER HIGHS**

Points:	12	three times	
Rebounds:	7	vs. Holy Cross	1/21/2023
Assists:	2	three times	
Steals:	4	vs. Southern Indiana	11/20/2023
Blocks:	4	at Army	2/4/2023
FG Made:	5	vs. Holy Cross	1/21/2023
FG Attempted:	10	at Duke	11/17/2023
3-pt FG Made:	3	at Duke	11/17/2023
3-pt FG Attempted:	8	at Duke	11/17/2023
FT Made:	4	vs. Army	2/4/2023
FT Attempted:	4	vs. Army	2/4/2023

**BIJIEK'S SEASON HIGHS**

Points:	11	at Duke	11/17/2023
Rebounds:	5	vs. Delaware	11/6/2023
Assists:	2	vs. Southern Indiana	11/20/2023
Steals:	4	vs. Southern Indiana	11/20/2023
Blocks:	3	at Penn	11/8/2023
FG Made:	4	at Duke	11/17/2023
FG Attempted:	10	at Duke	11/17/2023
3-pt FG Made:	3	at Duke	11/17/2023
3-pt FG Attempted:	8	at Duke	11/17/2023
FT Made:	2	five times	
FT Attempted:	3	at La Salle	11/14/2023

**BIJIEK'S CAREER STATISTICS**

SEASON	TEAM	GP-GS	MIN/AVG	Field Goals		3-Point		F-Throws		Rebounds				Scoring						
				FG-FGA	FG%	3FG-3FGA	3FG%	FT-FTA	FT%	OFF	DEF	TOT	AVG	PF-FO	A	TO	BLK	STL	PTS	AVG
2022-23	Buck	32-3	514/16.0	43-91	.473	19-44	.432	11-16	.688	21	44	65	2.0	44-0	11	22	17	9	116	3.6
2023-24	Buck	9-9	257/28.6	20-67	.299	11-44	.250	11-13	.846	4	14	18	2.0	21-1	7	8	5	7	62	6.9
<b>TOTAL</b>		<b>41-12</b>	<b>771/18.8</b>	<b>63-158</b>	<b>.399</b>	<b>30-88</b>	<b>.341</b>	<b>22-29</b>	<b>.759</b>	<b>25</b>	<b>58</b>	<b>83</b>	<b>2.0</b>	<b>65-1</b>	<b>18</b>	<b>30</b>	<b>22</b>	<b>16</b>	<b>178</b>	<b>4.3</b>

# RUOT BIJIEK'S CAREER GAME-BY-GAME

## BIJIEK'S 2023-24 GAME-BY-GAME STATISTICS

Opponent	Min.	FG-A	Pct.	3FG-A	Pct.	FT-A	Pct.	RB	PF	A	TO	B	S	PTS
Delaware	24	2-4	.500	2-4	.500	0-0	—	5	3	0	2	0	0	6
Penn	26	0-6	.000	0-2	.000	1-2	.500	1	3	0	1	3	0	1
Niagara	30	2-7	.286	0-3	.000	2-2	1.000	1	4	1	1	0	1	6
La Salle	22	1-7	.143	0-6	.000	2-3	.667	2	5	1	0	1	0	4
Duke	28	4-10	.400	3-8	.375	0-0	—	3	1	1	1	0	1	11
So. Indiana	36	3-9	.333	2-5	.400	2-2	1.000	1	2	2	2	0	4	10
St. Bona	36	3-9	.333	1-6	.167	0-0	—	4	2	1	0	0	0	7
Marist	23	3-9	.333	2-7	.286	2-2	1.000	1	0	1	0	1	1	10
Princeton	32	2-6	.333	1-3	.333	2-2	1.000	0	1	0	1	0	0	7
Penn St.														
Radford														
Merrimack														
St. Peter's														
Holy Cross*														
American*														
Lehigh*														
Colgate*														
Boston U.*														
Lafayette*														
Navy*														
Army*														
Loyola*														
American*														
Navy*														
Boston U.*														
Lehigh*														
Colgate*														
Holy Cross*														
Army*														
Loyola*														
Lafayette*														

\* Patriot League game ^ Patriot League Tournament Games started in bold

## BIJIEK'S 2022-23 GAME-BY-GAME STATISTICS

Opponent	Min.	FG-A	Pct.	3FG-A	Pct.	FT-A	Pct.	RB	PF	A	TO	B	S	PTS
Leb. Valley	17	3-5	.600	2-3	.667	0-1	.000	3	0	1	0	2	0	8
Niagara	6	0-0	—	0-0	—	0-0	—	1	0	0	0	0	0	0
St. Peter's	7	1-2	.500	1-2	.500	1-2	.500	0	0	0	0	1	0	4
Georgia	9	0-2	.000	0-2	.000	0-0	—	1	0	0	0	0	0	0
Presbyterian	22	3-4	.750	1-1	1.000	0-0	—	3	2	0	0	0	0	7
Austin Peay	19	2-4	.500	1-2	.500	1-1	1.000	1	2	2	0	1	0	6
Marist	11	0-1	.000	0-1	.000	0-0	—	0	0	0	1	0	0	0
St. Francis	10	2-3	.667	0-1	.000	0-0	—	3	1	0	1	0	0	4
NJIT	19	2-3	.667	0-0	—	0-0	—	4	2	1	0	0	1	4
La Salle	6	0-0	—	0-0	—	0-0	—	0	0	1	0	1	0	0
Merrimack	17	2-5	.400	0-0	—	0-0	—	2	1	0	3	1	0	4
Richmond	3	0-0	—	0-0	—	0-0	—	0	0	0	0	0	0	0
Rutgers	10	0-3	.000	0-1	.000	0-0	—	1	3	0	0	0	0	0
Holy Cross*	15	2-5	.400	1-3	.333	0-0	—	1	3	0	1	0	0	5
Boston U.*	3	0-0	—	0-0	—	0-0	—	0	1	0	0	0	0	0
Lehigh*	18	2-3	.667	0-1	.000	0-1	.000	3	3	1	1	0	1	4
Lafayette*	31	1-3	.333	1-3	.333	0-0	—	3	3	0	2	0	0	3
Loyola*	12	0-1	.000	0-1	.000	2-3	.667	1	4	0	1	0	1	2
Colgate*	9	0-0	—	0-0	—	0-0	—	0	0	0	0	0	0	0
Army*	27	2-6	.333	1-2	.500	0-0	—	3	1	0	0	0	1	5
Holy Cross*	28	5-7	.714	1-2	.500	1-2	.500	7	2	2	0	1	0	12
Navy*	19	0-3	.000	0-2	.000	0-0	—	1	0	0	2	0	0	0
Loyola*	17	1-4	.250	1-4	.250	0-0	—	2	2	0	0	1	0	3
American*	28	2-4	.500	1-1	1.000	0-0	—	3	1	1	1	2	1	5
Army*	29	3-7	.429	2-5	.400	4-4	1.000	2	2	0	0	4	2	12
Navy*	22	1-2	.500	1-1	1.000	0-0	—	3	2	1	2	1	0	3
Colgate*	17	3-3	1.000	2-2	1.000	0-0	—	4	1	0	2	1	2	8
American*	22	0-0	—	0-0	—	0-0	—	3	2	1	2	0	0	0
Boston U.*	21	4-6	.667	2-2	1.000	2-2	1.000	4	3	0	2	0	0	12
Lehigh*	27	2-2	1.000	1-1	1.000	0-0	—	6	1	0	1	1	0	5
Lafayette*	11	0-2	.000	0-1	.000	0-0	—	0	1	0	0	0	0	0
American*	4	0-1	.000	0-0	—	0-0	—	0	0	0	0	0	0	0

\* Patriot League game ^ Patriot League Tournament Games started in bold

**#25 • ALEK DELEV • SENIOR • GUARD • 6-0 • 152 • SOFIA, BULGARIA • SECOND ENGLISH LANGUAGE SCHOOL****2022-23**

Played in six games, totaling 12 min. ... tallied 1 reb. and 1 asst.

**2021-22**


Did not appear in a game.

**2020-21**

Saw action in two games off the bench, totaling 2 min. ... credited with 1 stl. ... made collegiate debut in final minute of Jan. 17 win at Lehigh.

**HIGH SCHOOL/PERSONAL**

Alek Asparukov Delev ... born Sept. 5, 2001 in Sofia Bulgaria ... son of Asparuh Delev and Daniela Deleva ... has one younger brother, Martin ... played club basketball for BC Ahil ... three-year team captain and two-time All-Star Team member ... MVP of the 6th round in 2019-20, when he helped his team to a second-place finish in the conference and first place in the region ... averaged 20.4 points, 4.4 rebounds and 5.0 assists per game ... named Most Improved Player in a 2018 summer tournament ... member of Mensa ... majoring in civil engineering ... named to 2021 Patriot League Academic Honor Roll.

**DELEV'S CAREER HIGHS**

Points:	0
Rebounds:	1 vs. Lebanon Valley 11/7/2022
Assists:	1 vs. American 2/13/2023
Steals:	1 at American 2/28/21
Blocks:	0
FG Made:	0
FG Attempted:	0
3-pt FG Made:	0
3-pt FG Attempted:	0
FT Made:	0
FT Attempted:	0

**DELEV'S SEASON HIGHS**

Points:	0
Rebounds:	0
Assists:	0
Steals:	0
Blocks:	0
FG Made:	0
FG Attempted:	0
3-pt FG Made:	0
3-pt FG Attempted:	0
FT Made:	0
FT Attempted:	0

**DELEV'S CAREER STATISTICS**

SEASON	TEAM	GP-GS	MIN/AVG	Field Goals		3-Point		F-Throws		Rebounds				Scoring								
				FG-FGA	FG%	3FG-3FGA	3FG%	FT-FTA	FT%	OFF	DEF	TOT	AVG	PF	FO	A	TO	BLK	STL	PTS	AVG	
2020-21	Buck	2-0	2/1.2	0-0	.000	0-0	.000	0-0	.000	0	0	0	0.0	0-0	0	0	0	0	1	0	0.0	
2022-23	Buck	6-0	13/2.1	0-0	.000	0-0	.000	0-0	.000	0	1	1	0.2	0-0	1	1	0	0	0	0	0.0	
2023-24	Buck	2-0	2/0.9	0-0	.000	0-0	.000	0-0	.000	0	0	0	0.0	0-0	0	0	0	0	0	0	0.0	
<b>TOTAL</b>		<b>10-0</b>	<b>17/1.7</b>	<b>0-0</b>	<b>.000</b>	<b>0-0</b>	<b>.000</b>	<b>0-0</b>	<b>.000</b>	<b>0</b>	<b>1</b>	<b>1</b>	<b>0.1</b>	<b>0-0</b>	<b>1</b>	<b>1</b>	<b>0</b>	<b>1</b>	<b>0</b>	<b>1</b>	<b>0</b>	<b>0.0</b>

# ALEK DELEV'S CAREER GAME-BY-GAME

## DELEV'S 2023-24 GAME-BY-GAME STATISTICS

Opponent	Min.	FG-A	Pct.	3FG-A	Pct.	FT-A	Pct.	RB	PF	A	TO	B	S	PTS
Delaware		DNP												
Penn	1	0-0	—	0-0	—	0-0	—	0	0	0	0	0	0	0
Niagara		DNP												
La Salle		DNP												
Duke	1	0-0	—	0-0	—	0-0	—	0	0	0	0	0	0	0
So. Indiana		DNP												
St. Bona		DNP												
Marist		DNP												
Princeton		DNP												
Penn St.														
Radford														
Merrimack														
St. Peter's														
Holy Cross*														
American*														
Lehigh*														
Colgate*														
Boston U.*														
Lafayette*														
Navy*														
Army*														
Loyola*														
American*														
Navy*														
Boston U.*														
Lehigh*														
Colgate*														
Holy Cross*														
Army*														
Loyola*														
Lafayette*														
Lafayette*														

\* Patriot League game ^ Patriot League Tournament Games started in **bold**

## DELEV'S 2022-23 GAME-BY-GAME STATISTICS

Opponent	Min.	FG-A	Pct.	3FG-A	Pct.	FT-A	Pct.	RB	PF	A	TO	B	S	PTS
Leb. Valley	5	0-0	—	0-0	—	0-0	—	1	0	0	0	0	0	0
Niagara	1	0-0	—	0-0	—	0-0	—	0	0	0	0	0	0	0
St. Peter's		DNP												
Georgia		DNP—INJ												
Presbyterian		DNP—INJ												
Austin Peay		DNP—INJ												
Marist		DNP												
St. Francis	2	0-0	—	0-0	—	0-0	—	0	0	0	0	0	0	0
NJIT	2	0-0	—	0-0	—	0-0	—	0	0	0	1	0	0	0
La Salle		DNP												
Merrimack		DNP												
Richmond		DNP												
Rutgers	2	0-0	—	0-0	—	0-0	—	0	0	0	0	0	0	0
Holy Cross*		DNP												
Boston U.*		DNP												
Lehigh*		DNP												
Lafayette*		DNP												
Loyola*		DNP												
Colgate*		DNP												
Army*		DNP												
Holy Cross*		DNP												
Navy*		DNP												
Loyola*		DNP												
American*		DNP												
Army*		DNP												
Navy*		DNP												
Colgate*		DNP												
American*	2	0-0	—	0-0	—	0-0	—	0	0	1	0	0	0	0
Boston U.*		DNP												
Lehigh*		DNP												
Lafayette*		DNP												
American^		DNP												

\* Patriot League game ^ Patriot League Tournament Games started in **bold**

## DELEV'S 2021-22 GAME-BY-GAME STATISTICS

Opponent	Min.	FG-A	Pct.	3FG-A	Pct.	FT-A	Pct.	RB	PF	A	TO	B	S	PTS
NC State		DNP												
Penn		DNP												
Rider		DNP												
Illinois State		DNP												
Mercer		DNP												
Rider		DNP												
Siena		DNP												
St. Francis		DNP												
Hofstra		DNP												
Princeton		DNP												
La Salle		DNP												
Richmond		DNP												
Boston U.*		DNP												
Army*		DNP												
Navy*		DNP												
Loyola*		DNP												
Lehigh*		DNP												
American*		DNP												
Colgate*		DNP												
Holy Cross*		DNP												
Navy*		DNP												
Loyola*		DNP												
Colgate*		DNP												
Lafayette*		DNP												
American*		DNP												
Holy Cross*		DNP												
Lehigh*		DNP												
Lafayette*		DNP												
Army*		DNP												
Boston U.*		DNP												
Lafayette^		DNP												

\* Patriot League game ^ Patriot League Tournament Games started in **bold**

## DELEV'S 2020-21 GAME-BY-GAME STATISTICS

Opponent	Min.	FG-A	Pct.	3FG-A	Pct.	FT-A	Pct.	RB	PF	A	TO	B	S	PTS
Navy		DNP												
Navy		DNP												
Lafayette*		DNP												
Lafayette*		DNP												
Lehigh*		DNP												
Lehigh*	1	0-0	—	0-0	—	0-0	—	0	0	0	0	0	0	0
Lehigh*		DNP												
Lehigh*		DNP												
American		DNP												
American	2	0-0	—	0-0	—	0-0	—	0	0	0	0	0	1	0
Lafayette^		DNP												
Colgate^		DNP												

\* Patriot League Central Division game ^ Patriot League Tournament Games started in **bold**

**#5 • ELVIN EDMONDS IV • JUNIOR • GUARD • 6-2 • 201 • HOPEWELL, VA. • HOPEWELL****2023-24**

Standout performance in win at Niagara with 15 pts., 6 asst., 2 stl. ... suffered injury late in first half at La Salle and has been out since.

**2022-23**

Played in 31 games with 21 starts, missing one game due to injury ... averaged 6.3 ppg, 2.5 rpg, 2.0 apg in 26.0 mpg ... shot 41.8FG%, 35.2 3FG%, 71.1 FT% ... scored in double figures six times ... big night in opener vs. Lebanon Valley with 18 pts. (6-7 3FG), 8 asst. in 22 min. ... scored all 12 of his pts. in 2nd half in home win over Niagara ... hit 2-3 3FG for an 8-10 start to the season ... went 3-5 3FG and finished with 11 pts., 4 asst. in home win over Saint Francis ... 10 pts. in Patriot League Tournament game at American.

**2021-22**

Turned in a productive rookie season, playing in all 32 games with 22 starts ... averaged 5.9 ppg, 2.4 rpg, 2.3 apg while playing 27.4 mpg ... shot 42.2 FG%, 34.1 3FG%, 90.0 FT% ... second on team with 31 steals ... tallied 5 pts. (2-3 FG, 1-1 3FG) in 18 min. in career debut at N.C. State ... hit double figures for the first time with 10 pts. (4-8 FG, 2-4 3FG) vs. Penn ... all 7 pts. in win vs. Rider came in final 8:25 ... big game at Illinois State with 18 pts. (3-6 FG, 2-4 3FG, 10-11 FT), 5 asst., in 30 min. ... grabbed an offensive reb. and stuck it back in at the final buzzer of regulation to force OT ... made 1st career start vs. La Salle and scored 9 pts. on 3-4 3FG ... went 4-4 FG and scored 10 pts. in 17 min. at Colgate ... 11 pts., 4 asst., team-high 6 reb. vs. Lafayette ... strong game in home win over Boston U. with 13 pts. (4-5 FG, 5-5 FT), 4 asst., 2 blk., 2 stl. ... scored 9 pts. in last 5:50 of close game ... 8 pts. in PL Tournament win at Lafayette, including big 3FG with 3:33 left in regulation.

**PERSONAL/HIGH SCHOOL**

Son of Elvin and Jackie Edmonds ... has three sisters, Imani, Alexis and Erin ... Imani is a member of the women's basketball team at Navy ... both parents played basketball at St. Paul's College in Virginia ... his father was his coach at Hopewell High School, and his mother coaches the Hopewell girls' basketball team ... graduated as his school's all-time leader in points (1,662) and 3-point field goals (240), despite an abbreviated senior year due to COVID-19 ... earned three First Team All-State and one Second Team All-State honors ... twice named Region 3A Player of the Year ... four-time All-Metro and All-Region ... named Richmond Times-Dispatch Player of the Year as a senior, when he led his team to the Class 3 state championship while averaging 25.9 points, 5.5 rebounds, 5.0 assists, 4.3 steals per game ... shot 56.3 FG%, 36.1 3FG% and 92.3 FT% ... en route to the state title scored 30 points in the regional final, 30 in the state semifinal and 18 in the state title game against Abingdon ... led team to first state title since 1972 ... as a junior averaged 21.5 points, 6.8 rebounds, 3.5 assists and 2.9 steals per game ... team captured two Littlepage Classic titles and one Tri-Cities Tournament title ... played AAU ball for Team Loaded ... psychology major ... member of 2023 Patriot League Academic Honor Roll.

**EDMONDS' CAREER HIGHS**

Points:	18	twice	
Rebounds:	8	vs. Merrimack	12/18/2022
Assists:	8	vs. Lebanon Valley	11/7/2022
Steals:	4	vs. American	2/9/2022
Blocks:	2	three times	
FG Made:	6	twice	
FG Attempted:	11	at Niagara	11/11/2023
3-pt FG Made:	6	vs. Lebanon Valley	11/7/2022
3-pt FG Attempted:	7	vs. Lebanon Valley	11/7/2022
FT Made:	10	at Illinois State	11/20/2021
FT Attempted:	11	at Illinois State	11/20/2021

**EDMONDS' SEASON HIGHS**

Points:	15	at Niagara	11/11/2023
Rebounds:	3	at La Salle	11/14/2023
Assists:	6	at Niagara	11/11/2023
Steals:	3	vs. Delaware	11/6/2023
Blocks:	0		
FG Made:	6	at Niagara	11/11/2023
FG Attempted:	11	at Niagara	11/11/2023
3-pt FG Made:	2	at Penn	11/8/2023
3-pt FG Attempted:	5	twice	
FT Made:	3	twice	
FT Attempted:	5	at Penn	11/8/2023

**EDMONDS' CAREER STATISTICS**

SEASON	TEAM	GP-GS	MIN/AVG	Field Goals		3-Point		F-Throws		Rebounds				Scoring						
				FG-FGA	FG%	3FG-3FGA	3FG%	FT-FTA	FT%	OFF	DEF	TOT	AVG	PF-FO	A	TO	BLK	STL	PTS	AVG
2021-22	Buck	32-22	878/27.4	62-147	.422	29-85	.341	36-40	.900	6	71	77	2.4	52-2	72	61	13	31	189	5.9
2022-23	Buck	31-21	806/26.0	66-158	.418	31-88	.352	32-45	.711	7	72	79	2.5	42-0	62	50	3	22	195	6.3
2023-24	Buck	4-4	103/25.7	15-32	.469	4-14	.286	6-8	.750	1	7	8	2.0	8-0	9	6	0	6	40	10.0
<b>TOTAL</b>		<b>67-47</b>	<b>1786/26.7</b>	<b>143-337</b>	<b>.424</b>	<b>64-187</b>	<b>.342</b>	<b>74-93</b>	<b>.796</b>	<b>14</b>	<b>150</b>	<b>164</b>	<b>2.4</b>	<b>102-2</b>	<b>143</b>	<b>117</b>	<b>16</b>	<b>59</b>	<b>424</b>	<b>6.3</b>



# ELVIN EDMONDS' CAREER GAME-BY-GAME

## EDMONDS' 2023-24 GAME-BY-GAME STATISTICS

Opponent	Min.	FG-A	Pct.	3FG-A	Pct.	FT-A	Pct.	RB	PF	A	TO	B	S	PTS
Delaware	31	4-10	.400	1-5	.200	0-0	—	1	3	1	1	0	3	9
Penn	25	3-7	.429	2-5	.400	3-5	.600	2	3	1	1	0	1	11
Niagara	33	6-11	.545	0-2	.000	3-3	1.000	2	2	6	4	0	2	15
La Salle	14	2-4	.500	1-2	.500	0-0	—	3	0	1	0	0	0	5
Duke	DNP—INJ													
So. Indiana	DNP—INJ													
St. Bona	DNP—INJ													
Marist	DNP—INJ													
Princeton	DNP—INJ													
Penn St.														
Radford														
Merrimack														
St. Peter's														
Holy Cross*														
American*														
Lehigh*														
Colgate*														
Boston U.*														
Lafayette*														
Navy*														
Army*														
Loyola*														
American*														
Navy*														
Boston U.*														
Lehigh*														
Colgate*														
Holy Cross*														
Army*														
Loyola*														
Lafayette*														

\* Patriot League game ^ Patriot League Tournament Games started in **bold**

## EDMONDS' 2022-23 GAME-BY-GAME STATISTICS

Opponent	Min.	FG-A	Pct.	3FG-A	Pct.	FT-A	Pct.	RB	PF	A	TO	B	S	PTS
Leb. Valley	22	6-7	.857	6-7	.857	0-0	—	1	2	8	2	0	1	18
Niagara	32	5-9	.556	2-3	.667	0-0	—	5	0	4	0	0	0	12
St. Peter's	29	2-3	.667	0-0	—	0-0	—	4	0	0	3	1	0	4
Georgia	31	3-7	.429	1-4	.250	2-2	1.000	0	1	4	4	0	1	9
Presbyterian	28	2-7	.286	0-4	.000	2-2	1.000	0	3	1	3	0	1	6
Austin Peay	26	0-2	.000	0-0	—	4-4	1.000	0	3	2	4	0	1	4
Marist	35	3-6	.500	1-2	.500	1-2	.500	3	2	1	1	0	2	8
St. Francis	25	4-7	.571	3-5	.600	0-0	—	3	1	4	1	0	0	11
NJIT	26	4-8	.500	1-5	.200	2-2	1.000	3	0	1	3	0	0	11
La Salle	32	3-3	1.000	1-1	1.000	0-0	—	4	1	4	3	0	1	7
Merrimack	29	2-2	1.000	2-2	1.000	0-0	—	8	3	2	2	0	1	6
Richmond	32	3-6	.500	3-5	.600	4-4	1.000	4	0	2	1	0	1	13
Rutgers	23	0-5	.000	0-4	.000	0-0	—	0	0	2	1	0	0	0
Holy Cross*	27	1-4	.250	0-2	.000	2-2	1.000	5	2	2	0	0	0	4
Boston U.*	29	2-8	.250	1-6	.167	0-0	—	1	0	0	3	1	0	5
Lehigh*	32	3-7	.429	1-3	.333	2-4	.500	2	1	1	2	0	2	9
Lafayette*	31	2-6	.333	1-3	.333	1-2	.500	4	2	2	3	0	3	6
Loyola*	27	2-7	.286	1-3	.333	3-4	.750	2	3	3	3	0	2	8
Colgate*	27	1-3	.333	0-1	.000	0-0	—	2	2	1	1	0	0	2
Army*	31	2-5	.400	1-3	.333	0-1	.000	5	3	3	1	1	0	5
Holy Cross*	30	3-10	.300	1-6	.167	2-5	.400	4	2	3	1	0	0	9
Navy*	22	0-2	.000	0-2	.000	0-0	—	4	1	0	1	0	1	0
Loyola*	DNP—INJ													
American*	7	0-1	.000	0-1	.000	0-1	.000	0	1	1	0	0	0	0
Army*	21	1-4	.250	1-2	.500	0-0	—	2	0	0	2	0	2	3
Navy*	17	2-5	.400	1-3	.333	0-1	.000	3	0	2	1	0	0	5
Colgate*	12	0-2	.000	0-2	.000	0-0	—	2	2	2	2	0	0	0
American*	18	3-6	.500	2-4	.500	0-0	—	3	2	1	0	0	0	9
Boston U.*	27	2-5	.400	0-2	.000	1-1	1.000	2	1	0	0	0	0	5
Lehigh*	29	1-3	.333	0-1	.000	0-0	—	2	3	4	1	0	1	2
Lafayette*	20	0-3	.000	0-1	.000	4-6	.667	0	1	2	0	0	2	4
American^	25	4-7	.571	2-4	.500	0-0	—	2	1	0	1	0	0	10

\* Patriot League game ^ Patriot League Tournament Games started in **bold**

## EDMONDS' 2021-22 GAME-BY-GAME STATISTICS

Opponent	Min.	FG-A	Pct.	3FG-A	Pct.	FT-A	Pct.	RB	PF	A	TO	B	S	PTS
NC State	18	2-3	.667	1-1	1.000	0-0	—	0	1	1	1	0	0	5
Penn	24	4-8	.500	2-4	.500	0-0	—	4	3	2	2	0	0	10
Rider	22	2-3	.667	1-1	1.000	2-2	1.000	3	0	4	2	1	1	7
Illinois State	30	3-6	.500	2-4	.500	10-11	.909	2	3	5	2	0	2	18
Mercer	23	0-1	.000	0-1	.000	2-2	1.000	2	4	1	3	0	0	2
Rider	25	1-5	.200	0-2	.000	3-4	.750	2	0	3	1	0	0	5
Siena	26	2-3	.667	2-2	1.000	0-0	—	2	3	2	1	0	2	6
St. Francis	13	1-4	.250	0-3	.000	0-0	—	1	3	0	1	0	0	2
Hofstra	24	0-2	.000	0-1	.000	0-0	—	2	1	4	1	0	1	0
Princeton	20	1-3	.333	1-3	.333	0-0	—	3	0	3	3	0	1	3
La Salle	24	3-4	.750	3-4	.750	0-1	.000	1	3	4	1	1	0	9
Richmond	28	2-7	.286	1-5	.200	0-0	—	2	0	2	4	0	1	5
Boston U.*	27	1-3	.333	1-3	.333	0-0	—	5	1	1	1	0	1	3
Army*	31	1-4	.250	1-2	.500	0-0	—	1	5	4	4	1	1	3
Navy*	34	4-7	.571	2-4	.500	2-2	1.000	1	2	2	1	0	0	12
Loyola*	30	2-4	.500	2-4	.500	0-0	—	3	3	2	4	0	1	6
Lehigh*	30	0-2	.000	0-1	.000	0-0	—	6	1	1	0	1	0	0
American*	30	2-7	.286	1-5	.200	2-2	1.000	3	1	1	3	0	0	7
Colgate*	30	3-8	.375	0-4	.000	0-0	—	3	2	1	2	2	1	6
Holy Cross*	22	1-4	.250	0-3	.000	0-0	—	3	1	0	3	2	1	2
Navy*	24	2-5	.400	1-3	.333	0-0	—	2	0	3	1	1	3	5
Loyola*	28	2-2	1.000	0-0	—	2-2	1.000	4	2	0	2	0	1	6
Colgate*	17	4-4	1.000	1-1	1.000	1-1	1.000	2	3	1	0	0	2	10
Lafayette*	38	2-5	.400	1-2	.500	0-0	—	2	0	2	1	0	0	5
American*	32	1-2	.500	1-2	.500	0-0	—	3	2	3	3	1	4	3
Holy Cross*	35	4-7	.571	1-2	.500	0-0	—	3	0	3	2	0	3	9
Lehigh*	30	0-2	.000	0-2	.000	1-2	.500	1	1	5	1	0	0	1
Lafayette*	39	2-9	.222	1-5	.200	6-6	1.000	6	0	4	3	1	0	11
Army*	29	0-3	.000	0-1	.000	0-0	—	1	5	0	2	0	0	0
Boston U.*	27	4-5	.800	0-1	.000	5-5	1.000	2	1	4	1	2	2	13
Lafayette^	37	3-6	.500	2-4	.500	0-0	—	2	0	2	3	0	1	8
Colgate^	30	3-9	.333	1-5	.200	0-0	—	0	1	2	2	1	1	7

\* Patriot League game ^ Patriot League Tournament Games started in **bold**

**#24 • JACK FORREST • SENIOR • GUARD • 6-5 • 208 • LOWER MERION, PA. • LOWER MERION**

**2023-24**

Recorded 18 pts. (7-15 FG, 4-8 3FG), 3 stl. on opening night vs. Delaware ... first career double-double with 11 pts., 10 reb. in win at Niagara ... scored career-high 27 pts. (7-14 FG, 4-7 3FG, 9-11 FT) in hometown of Philadelphia at La Salle ... one game later scored 15 pts. in the first half and 17 for the game at No. 9 Duke ... double-double with 14 pts., career-high 12 reb. in home win over Southern Indiana ... led team with 18 pts., 7 reb. at St. Bonaventure ... bounced back from a tough game at Marist with 21 pts., 6 reb. vs. Princeton.

**2022-23**

Missed first 10G of season due to injury but was an impact player after returning ... saw action in 22G with 13 starts and averaged 10.1 ppg, 3.9 rpg ... shot 42.5 FG%, 38.7 3FG%, 75.0 FT% ... scored in double figures 9 times, all coming as a starter in the last 13G of season ... made his Bucknell debut in home win over Merrimack ... scored 6 pts., including a 4-pt. play to key a big second-half run ... went 3-6 3FG and had 9 pts., 6 reb. vs. Loyola ... made first Bucknell start in a win at Army and exploded for 25 points (9-15 FG, 5-7 3FG) to tie his career high ... scored 18 pts. in 1st half ... followed up that performance with 14 pts. vs. Holy Cross ... had 13 pts., 6 reb., 6 asst. at Loyola ... 14 pts. on 6-8 FG (2-2 3FG) in road win at American ... scored 17 of his 25 pts. in 2nd half in 73-51 home win over American ... went 10-16 FG (5-7 3FG) ... closed season with 18 pts. vs. Lehigh, 16 pts. vs. Lafayette, and 12 pts. in PL Tournament game at American.

**2021-22 (Saint Joseph's)**

Played in 22 games with one start while battling injury ... averaged 3.6 points per game with a high of 13 against Davidson ... 11 points vs. Binghamton.

**2020-21 (Saint Joseph's)**

Transferred to Saint Joseph's and averaged 10.4 ppg to rank fourth on the squad ... missed some time due to injury and played in 14 games with seven starts ... recorded a career-best 25 points at La Salle ... had a team-high 18 points against Kansas and had 15 in his SJU debut against Auburn ... 13 points and career-high 9 rebounds against George Mason ... shot 44.0 FG%, 33.8 3FG%, 77.8 FT%.

**2019-20 (Columbia)**

Attended Columbia University and appeared in 27 games with five starts as a freshman ... averaged 8.9 points and 3.3 rebounds per game ... shot 37.7 FG% and 35.2 3FG% ... scored 23 points on 10-for-15 shooting against Cornell, which earned him Ivy League Rookie of the Week honors ... also had 20 points against Mount St. Vincent and 19 against Rider ... scored in double figures 12 times ... team's third-leading scorer.

**HIGH SCHOOL/PERSONAL**

Born Aug. 15, 2000 in Baltimore ... son of Christopher Forrest and Patricia DeRusso ... has two older siblings, Alex and Kate ... 2019 graduate of Lower Merion High School, the same school that produced Kobe Bryant ... as a senior was named Central League MVP and Third Team All-State ... two-time First Team All-Central League and three-time All-Main Line Team ... helped Lower Merion to three Central League titles, three District 1 semifinal appearances ... team went unbeaten in the league during his senior season ... recorded 1,209 career points ... played AAU ball for Jersey Shore Warriors ... economics major ... member of 2023 Patriot League Academic Honor Roll.



**FORREST'S CAREER HIGHS**

Points:	25	three times	
Rebounds:	10	at Niagara	11/11/2023
Assists:	6	at Loyola	1/28/2023
Steals:	3	twice	
Blocks:	3	at Navy	2/8/2023
FG Made:	10	twice	
FG Attempted:	16	three times	
3-pt FG Made:	5	three times	
3-pt FG Att.:	9	twice	
FT Made:	9	at La Salle	11/14/2023
FT Attempted:	11	at La Salle	11/14/2023

**FORREST'S SEASON HIGHS**

Points:	27	at La Salle	11/14/2023
Rebounds:	12	vs. Southern Indiana	11/20/2023
Assists:	3	at Penn	11/8/2023
Steals:	3	vs. Delaware	11/6/2023
Blocks:	1	three times	
FG Made:	8	vs. Princeton	11/29/2023
FG Attempted:	16	twice	
3-pt FG Made:	4	three times	
3-pt FG Attempted:	9	at Duke	11/17/2023
FT Made:	9	at La Salle	11/14/2023
FT Attempted:	11	at La Salle	11/14/2023

**FORREST'S CAREER STATISTICS**

Year	G	GS	Min.	Avg.	FGM	FGA	Pct.	3FGM	3FGA	Pct.	FTM	FTA	Pct.	OR	DR	Reb.	RPG	PF	DQ	A	TO	BK	ST	Pts.	PPG
19-20 (C)	27	5	690	25.6	92	244	.377	38	108	.352	19	31	.613	7	81	88	3.3	59	0	17	31	4	8	241	8.9
20-21 (SJ)	14	7	344	24.6	55	125	.440	22	65	.338	14	18	.778	2	44	46	3.3	29	1	12	22	2	12	146	10.4
21-22 (SJ)	22	1	310	14.1	28	89	.315	13	52	.250	10	13	.769	3	35	38	1.7	34	0	10	10	3	8	79	3.6
22-23 (BU)	22	13	614	27.9	85	200	.425	41	106	.387	12	16	.750	7	79	86	3.9	34	0	33	38	11	17	223	10.1
23-24 (BU)	9	9	321	35.8	46	118	.375	24	64	.375	23	27	.852	5	48	53	5.9	18	0	12	13	3	8	139	15.4
<b>BU TOTAL</b>	<b>31</b>	<b>22</b>	<b>935</b>	<b>30.2</b>	<b>131</b>	<b>318</b>	<b>.412</b>	<b>65</b>	<b>170</b>	<b>.382</b>	<b>35</b>	<b>43</b>	<b>.814</b>	<b>12</b>	<b>127</b>	<b>139</b>	<b>4.5</b>	<b>52</b>	<b>0</b>	<b>45</b>	<b>51</b>	<b>14</b>	<b>25</b>	<b>362</b>	<b>11.7</b>
<b>TOTAL</b>	<b>94</b>	<b>35</b>	<b>2280</b>	<b>24.2</b>	<b>306</b>	<b>776</b>	<b>.394</b>	<b>138</b>	<b>395</b>	<b>.349</b>	<b>78</b>	<b>105</b>	<b>.743</b>	<b>24</b>	<b>287</b>	<b>311</b>	<b>3.3</b>	<b>175</b>	<b>1</b>	<b>84</b>	<b>114</b>	<b>23</b>	<b>53</b>	<b>828</b>	<b>8.8</b>

# JACK FORREST'S CAREER GAME-BY-GAME

## FORREST'S 2023-24 GAME-BY-GAME STATISTICS

Opponent	Min.	FG-A	Pct.	3FG-A	Pct.	FT-A	Pct.	RB	PF	A	TO	B	S	PTS
Delaware	35	7-15	.467	4-8	.500	0-1	.000	3	2	0	0	1	3	18
Penn	35	4-9	.444	3-6	.500	0-0	—	4	1	3	1	0	1	11
Niagara	38	4-9	.444	1-5	.200	2-2	1.000	10	1	1	2	0	0	11
La Salle	38	7-14	.500	4-7	.571	9-11	.818	4	2	0	1	0	2	27
Duke	33	5-14	.357	3-9	.333	4-4	1.000	4	2	2	3	0	0	17
So. Indiana	38	4-11	.364	4-7	.471	2-2	1.000	12	3	1	1	1	0	14
St. Bona	38	6-16	.374	2-8	.250	4-4	1.000	7	3	1	1	1	0	18
Marist	31	1-14	.071	0-8	.000	0-0	—	3	1	1	3	0	2	2
Princeton	36	8-16	.500	3-6	.500	2-3	.667	6	3	3	1	0	0	21
Penn St.														
Radford														
Merrimack														
St. Peter's														
Holy Cross*														
American*														
Lehigh*														
Colgate*														
Boston U.*														
Lafayette*														
Navy*														
Army*														
Loyola*														
American*														
Navy*														
Boston U.*														
Lehigh*														
Colgate*														
Holy Cross*														
Army*														
Loyola*														
Lafayette*														

\* Patriot League game ^ Patriot League Tournament Games started in bold

## FORREST'S 2022-23 GAME-BY-GAME STATISTICS

Opponent	Min.	FG-A	Pct.	3FG-A	Pct.	FT-A	Pct.	RB	PF	A	TO	B	S	PTS
Leb. Valley														
Niagara														
St. Peter's														
Georgia														
Presbyterian														
Austin Peay														
Marist														
St. Francis														
NJIT														
La Salle														
Merrimack	20	2-3	.667	1-2	.500	1-1	1.000	1	0	1	1	0	1	6
Richmond	24	2-6	.333	2-4	.500	0-0	—	4	2	1	1	0	0	6
Rutgers	23	1-5	.200	1-4	.250	0-0	—	4	0	0	2	0	1	3
Holy Cross*	18	1-6	.167	0-3	.000	0-0	—	5	1	0	2	0	0	2
Boston U.*	20	2-5	.400	1-4	.250	0-0	—	4	0	1	0	0	1	5
Lehigh*	20	0-5	.000	0-3	.000	0-0	—	1	2	0	3	0	1	0
Lafayette*	25	2-6	.333	2-5	.400	0-2	.000	3	3	2	1	0	1	6
Loyola*	29	3-9	.333	3-6	.500	0-0	—	6	1	1	3	0	0	9
Colgate*	22	4-8	.500	1-3	.333	0-0	—	3	4	1	1	0	1	9
Army*	35	9-15	.600	5-7	.714	2-2	1.000	6	3	2	1	1	1	25
Holy Cross*	31	6-13	.462	2-6	.333	0-0	—	4	3	1	1	1	1	14
Navy*	26	1-7	.143	1-5	.200	2-2	1.000	0	0	0	2	1	2	5
Loyola*	37	5-11	.455	3-5	.600	0-0	—	6	3	6	1	1	0	13
American*	31	6-8	.750	2-2	1.000	0-0	—	1	0	2	0	1	1	14
Army*	29	2-7	.286	0-1	.000	2-2	1.000	4	1	4	2	1	1	6
Navy*	31	5-13	.385	2-8	.250	0-0	—	7	1	4	5	3	0	12
Colgate*	23	3-8	.375	2-4	.500	0-2	.000	4	4	0	2	0	1	8
American*	33	10-16	.625	5-7	.714	0-0	—	6	3	0	2	1	0	25
Boston U.*	34	4-12	.333	1-7	.143	0-0	—	5	0	1	3	1	1	9
Lehigh*	33	6-15	.400	3-8	.375	3-3	1.000	4	0	1	0	0	1	18
Lafayette*	32	6-13	.462	2-8	.250	2-2	1.000	5	2	4	1	0	1	16
American^	38	5-9	.556	2-4	.500	0-0	—	3	2	1	4	0	1	12

\* Patriot League game ^ Patriot League Tournament Games started in bold

## FORREST'S 2021-22 GAME-BY-GAME STATISTICS (at Saint Joseph's)

Opponent	Min.	FG-A	Pct.	3FG-A	Pct.	FT-A	Pct.	RB	PF	A	TO	B	S	PTS
UMES	11	1-2	.500	1-2	.500	0-0	—	1	1	0	0	0	0	3
Mt. St. Mary's	20	2-7	.286	1-3	.333	0-0	—	3	0	4	1	0	1	5
Drexel	5	0-1	.000	0-1	.000	0-0	—	1	1	0	1	0	0	0
Monmouth	5	0-3	.000	0-2	.000	0-0	—	0	4	0	0	0	0	0
USC	5	1-3	.333	1-3	.333	0-0	—	1	1	0	0	0	0	3
Georgetown	17	3-8	.375	0-5	.000	0-0	—	3	2	0	2	0	2	6
Binghamton	23	4-8	.500	3-7	.429	0-0	—	1	1	1	0	0	0	11
Villanova	19	1-5	.200	0-3	.000	0-0	—	2	0	1	1	0	0	2
Penn	22	2-5	.400	0-3	.000	0-0	—	6	2	1	0	0	0	4
Temple	10	0-2	.000	0-2	.000	3-3	1.000	1	0	0	0	0	0	3
Bradley	10	0-2	.000	0-1	.000	0-0	—	0	1	0	1	0	0	0
Richmond*	16	2-5	.400	1-2	.500	1-2	.500	3	1	0	0	0	0	6
Davidson*	24	5-7	.714	3-4	.750	0-0	—	3	3	1	0	0	1	13
Rhode Island*	19	0-2	.000	0-1	.000	1-2	.500	3	1	0	0	0	0	1
La Salle*	25	2-10	.200	1-4	.250	0-0	—	5	4	1	1	1	2	5
George Mason*	6	0-2	.000	0-1	.000	1-2	.500	0	2	0	0	0	0	0
Dayton*	13	1-2	.500	0-1	.000	2-2	1.000	1	2	1	1	0	2	4
St. Louis*	12	1-5	.200	0-2	.000	0-0	—	0	1	0	0	0	0	2
St. Bona*	5	1-1	1.000	0-0	—	0-0	—	0	0	0	2	1	0	2
La Salle*	10	0-2	.000	0-0	—	0-0	—	1	1	0	0	0	0	0
Rhode Island*	14	2-5	.400	2-4	.500	2-2	1.000	2	2	0	0	0	0	8
La Salle^	19	0-2	.000	0-1	.000	0-0	—	1	4	0	0	1	0	0

\* Atlantic 10 game ^ Atlantic 10 Tournament Games started in bold

## FORREST'S 2020-21 GAME-BY-GAME STATISTICS (at Saint Joseph's)

Opponent	Min.	FG-A	Pct.	3FG-A	Pct.	FT-A	Pct.	RB	PF	A	TO	B	S	PTS
Auburn	20	5-9	.556	2-4	.500	3-3	1.000	2	5	0	0	0	0	15
Kansas	23	7-14	.500	4-8	.500	0-0	—	2	3	0	1	0	0	18
Drexel	24	2-6	.333	0-4	.000	2-2	1.000	4	2	0	3	0	0	6
Villanova	17	1-5	.200	0-4	.000	0-0	—	0	0	2	0	0	0	2
Tennessee	22	3-6	.500	2-4	.500	1-1	1.000	2	1	0	2	0	1	9
VCU*	15	2-3	.667	0-1	.000	0-0	—	2	2	1	2	0	2	4
Rhode Island*	30	3-13	.231	1-7	.143	0-0	—	4	0	1	0	0	1	7
St. Bona*	27	3-11	.273	2-9	.222	0-0	—	3	1	2	1	0	1	8
Albany	27	5-8	.625	1-3	.333	1-2	.500	4	3	1	2	1	0	12
Davidson*	34	7-13	.538	4-7	.571	1-1	1.000	5	3	2	1	0	1	19
La Salle*	29	9-10	.900	4-5	.800	3-3	1.000	3	2	2	3	1	2	25
George Mason*	41	4-15	.267	2-6	.333	3-6	.500	9	4	1	1	0	3	13
George Mason*	23	4-8	.500	0-0	—	0-0	—	6	1	0	1	0	0	8
UMass^	12	0-4	.000	0-3	.000	0-0	—	0	1	0	2	0	1	0

\* Atlantic 10 game ^ Atlantic 10 Tournament Games started in bold

## FORREST'S 2019-20 GAME-BY-GAME STATISTICS (at Columbia)

Opponent	Min.	FG-A	Pct.	3FG-A	Pct.	FT-A	Pct.	RB	PF	A	TO	B	S	PTS
Lafayette	14	0-5	.000	0-3	.000	2-2	1.000	3	1	1	1	0	1	2
Wake Forest	26	2-7	.286	1-3	.333	0-0	—	4	4	0	4	1	1	5
Binghamton	28	5-6	.833	4-4	1.000	0-0	—	1	3	0	1	0	0	14
Virginia	19	0-3	.000	0-2	.000	0-0	—	2	0	1	1	0	0	0
St. John's	17	1-4	.250	1-3	.333	0-0	—	1	4	1	1	0	1	3
Rider	23	8-12	.667	2-6	.333	1-3	.333	3	2	1	0	0	0	19
CCSU	20	2-7	.286	1-4	.250	0-0	.250	5	2	0	0	0	0	5
Lehigh	29	4-8	.500	1-2	.500	1-1	1.000	3	1	0	3	0	0	10
Delaware	25	7-9	.778	3-3	1.000	0-0	—	0	3	1	1	0	0	17
Bryant	30	2-11	.182	2-7	.286	0-0	—	5	2	0	3	0	0	6
Duquesne	31	2-11	.182	0-3	.000	1-2	.500	4	1	0	0	0	0	5
Colgate	15	5-8	.625	2-3	.667	0-0	—	1	2	1	0	1	1	12
Mt. St. Vincent	25	7-13	.538	5-8	.625	1-2	.500	5	2	1	0	0	0	20
Cornell*	29	10-15	.66											

**#4 • JOSH FULTON • SOPHOMORE • GUARD • 6-6 • 186 • ATLANTA, GA. • GREATER ATLANTA CHRISTIAN****2023-24**

Out with injury at start of season.

**2022-23**

Saw action in 20G off bench in rookie campaign ... played 5.6 minutes per game and totaled 16 pts., 16 reb. ... scored first collegiate points in home win over Saint Francis.

**HIGH SCHOOL/PERSONAL**

Born Apr. 11, 2004 in Atlanta ... parents are Vernon and Althea Fulton ... has two older siblings, Taylor and Jazmin ... father played basketball and football at West Point ... 2022 graduate of Greater Atlanta Christian School ... bounced back from two broken ankles earlier in his career to become a two-time Georgia Class AAA All-State selection (First Team as a senior) ... was also named 5AAA Region Player of the Year as a senior ... averaged 23 points per game as a senior and helped his team to a 23-8 record and berths in the regional championship game and state playoffs ... had a 42-point game against Douglas H.S. ... eclipsed the 1,000-point plateau ... Atlanta Journal-Constitution All-Metro selection ... averaged 18 points, 8 rebounds, 3 assists per game as a junior ... played AAU II for AC Georgia, where he averaged 20 points, 6 rebounds, 5 assists.

**FULTON'S CAREER HIGHS**

Points:	4	at Holy Cross	12/30/2022
Rebounds:	3	vs. American	2/13/2023
Assists:	4	vs. Colgate	2/11/2023
Steals:	1	five times	
Blocks:	1	vs. American	2/13/2023
FG Made:	2	at Holy Cross	12/30/2022
FG Attempted:	5	at Holy Cross	12/30/2022
3-pt FG Made:	0		
3-pt FG Attempted:	2	at Holy Cross	12/30/2022
FT Made:	2	at Lafayette	1/8/2023
FT Attempted:	2	four times	

**FULTON'S SEASON HIGHS**

Points:	0
Rebounds:	0
Assists:	0
Steals:	0
Blocks:	0
FG Made:	0
FG Attempted:	0
3-pt FG Made:	0
3-pt FG Attempted:	0
FT Made:	0
FT Attempted:	0

**FULTON'S CAREER STATISTICS**

SEASON	TEAM	GP-GS	MIN/AVG	Field Goals		3-Point		F-Throws		Rebounds				Scoring						
				FG-FGA	FG%	3FG-3FGA	3FG%	FT-FTA	FT%	OFF	DEF	TOT	AVG	PF	FO	A	TO	BLK	STL	PTS
2022-23	Buck	20-0	112/5.6	6-20	.300	0-5	.000	4-8	.500	7	9	16	0.8	9-0	8	10	1	5	16	0.8
<b>TOTAL</b>		<b>20-0</b>	<b>112/5.6</b>	<b>6-20</b>	<b>.300</b>	<b>0-5</b>	<b>.000</b>	<b>4-8</b>	<b>.500</b>	<b>7</b>	<b>9</b>	<b>16</b>	<b>0.8</b>	<b>9-0</b>	<b>8</b>	<b>10</b>	<b>1</b>	<b>5</b>	<b>16</b>	<b>0.8</b>

# JOSH FULTON'S CAREER GAME-BY-GAME

## FULTON'S 2023-24 GAME-BY-GAME STATISTICS

Opponent	Min.	FG-A	Pct.	3FG-A	Pct.	FT-A	Pct.	RB	PF	A	TO	B	S	PTS
Delaware		DNP	—	—	—	—	—	—	—	—	—	—	—	—
Penn		DNP	—	—	—	—	—	—	—	—	—	—	—	—
Niagara		DNP	—	—	—	—	—	—	—	—	—	—	—	—
La Salle		DNP	—	—	—	—	—	—	—	—	—	—	—	—
Duke		DNP	—	—	—	—	—	—	—	—	—	—	—	—
So. Indiana		DNP	—	—	—	—	—	—	—	—	—	—	—	—
St. Bona		DNP	—	—	—	—	—	—	—	—	—	—	—	—
Marist		DNP	—	—	—	—	—	—	—	—	—	—	—	—
Princeton		DNP	—	—	—	—	—	—	—	—	—	—	—	—
Penn St.														
Radford														
Merrimack														
St. Peter's														
Holy Cross*														
American*														
Lehigh*														
Colgate*														
Boston U.*														
Lafayette*														
Navy*														
Army*														
Loyola*														
American*														
Navy*														
Boston U.*														
Lehigh*														
Colgate*														
Holy Cross*														
Army*														
Loyola*														
Lafayette*														

\* Patriot League game ^ Patriot League Tournament Games started in **bold**

## FULTON'S 2022-23 GAME-BY-GAME STATISTICS

Opponent	Min.	FG-A	Pct.	3FG-A	Pct.	FT-A	Pct.	RB	PF	A	TO	B	S	PTS
Leb. Valley		DNP	—	—	—	—	—	—	—	—	—	—	—	—
Niagara	3	0-0	—	0-0	—	0-0	—	0	0	0	0	0	0	0
St. Peter's		DNP	—	—	—	—	—	—	—	—	—	—	—	—
Georgia		DNP	—	—	—	—	—	—	—	—	—	—	—	—
Presbyterian		DNP	—	—	—	—	—	—	—	—	—	—	—	—
Austin Peay		DNP	—	—	—	—	—	—	—	—	—	—	—	—
Marist		DNP	—	—	—	—	—	—	—	—	—	—	—	—
St. Francis	2	1-1	1.000	0-0	—	0-0	—	0	0	0	1	0	0	2
NJIT	2	1-1	1.000	0-0	—	0-0	—	0	1	0	0	0	0	2
La Salle		DNP	—	—	—	—	—	—	—	—	—	—	—	—
Merrimack		DNP	—	—	—	—	—	—	—	—	—	—	—	—
Richmond	11	1-2	.500	0-1	.000	0-2	.000	0	0	0	0	0	1	2
Rutgers	10	0-0	—	0-0	—	1-2	.500	2	0	0	2	0	0	1
Holy Cross*	13	2-5	.400	0-2	.000	0-0	—	1	0	1	0	0	1	4
Boston U.*	7	0-0	—	0-0	—	0-0	—	1	2	1	2	0	0	0
Lehigh*	5	0-1	.000	0-1	.000	0-0	—	0	0	1	1	0	0	0
Lafayette*	4	0-1	.000	0-0	—	2-2	1.000	2	1	0	0	0	1	2
Loyola*	2	0-0	—	0-0	—	0-0	—	2	0	0	0	0	0	0
Colgate*		DNP	—	—	—	—	—	—	—	—	—	—	—	—
Army*		DNP	—	—	—	—	—	—	—	—	—	—	—	—
Holy Cross*		DNP	—	—	—	—	—	—	—	—	—	—	—	—
Navy*	11	0-1	.000	0-0	—	0-0	—	1	0	1	1	0	0	0
Loyola*		DNP	—	—	—	—	—	—	—	—	—	—	—	—
American*	2	0-1	.000	0-0	—	0-0	—	1	0	0	0	0	0	0
Army*	4	0-0	—	0-0	—	0-0	—	1	1	0	0	0	0	0
Navy*		DNP	—	—	—	—	—	—	—	—	—	—	—	—
Colgate*	13	1-3	.333	0-0	—	1-2	.500	1	0	4	1	0	1	3
American*	4	0-0	—	0-0	—	0-0	—	3	0	0	1	1	0	0
Boston U.*	6	0-2	.000	0-1	.000	0-0	—	1	2	0	1	0	0	0
Lehigh*	5	0-2	.000	0-0	—	0-0	—	0	2	0	0	0	0	0
Lafayette*	4	0-0	—	0-0	—	0-0	—	0	0	0	0	0	1	0
American^	2	0-0	—	0-0	—	0-0	—	0	0	0	0	0	0	0

\* Patriot League game ^ Patriot League Tournament Games started in **bold**



**#10 • BRANDON MCCREESH • FRESHMAN • GUARD • 6-4 • 180 • THE BRONX, N.Y. • THE HOTCHKISS SCHOOL (CONN.)**

**2023-24**

Scored first 4 career pts. at La Salle ... also had 2 reb., 1 asst., 1 stl. in 9 min. ... scored 6 pts. at No. 9 Duke one game later.

**HIGH SCHOOL/PERSONAL**

Born Oct. 19, 2004 in the Bronx, N.Y. ... parents are Brian and Michella McCreesh ... father played basketball at College of Mount St. Vincent ... spent first two high school years at The Knox School on Long Island and the last two at The Hotchkiss School in Connecticut ... First Team All-NEPSAC Class A and First Team All-Founders League in both of his seasons at Hotchkiss ... in 2021-22 was the NEPSAC Class A Tournament MVP as his team finished 25-1 and won the first NEPSAC Class A title in school history ... named Team MVP as a senior, when he averaged 18 ppg ... tallied 16 ppg as a junior, including 22 ppg in the Class A playoffs ... at The Knox School was MVP of the JV team as a freshman and All-PSAA First Team as a sophomore ... played AAU basketball for Riverside Church from 2012-22 ... 2023 recipient of the Riverside Church Daniels-Lorick Scholarship Award ... between high school and AAU played basketball in 27 stats and one foreign country before the age of 18.



**MCCREESH'S CAREER HIGHS**

Points:	6	at Duke	11/17/2023
Rebounds:	2	twice	
Assists:	2	at Marist	11/25/2023
Steals:	1	at La Salle	11/14/2023
Blocks:	0		
FG Made:	1	three times	
FG Attempted:	3	three times	
3-pt FG Made:	1	vs. Princeton	11/29/2023
3-pt FG Attempted:	2	vs. Princeton	11/29/2023
FT Made:	4	at Duke	11/17/2023
FT Attempted:	5	at Duke	11/17/2023

**MCCREESH'S SEASON HIGHS**

Points:	6	at Duke	11/17/2023
Rebounds:	2	twice	
Assists:	2	at Marist	11/25/2023
Steals:	1	at La Salle	11/14/2023
Blocks:	0		
FG Made:	1	three times	
FG Attempted:	3	three times	
3-pt FG Made:	1	vs. Princeton	11/29/2023
3-pt FG Attempted:	2	vs. Princeton	11/29/2023
FT Made:	4	at Duke	11/17/2023
FT Attempted:	5	at Duke	11/17/2023

**MCCREESH'S CAREER STATISTICS**

SEASON	TEAM	GP-GS	MIN/AVG	Field Goals		3-Point		F-Throws		Rebounds				Scoring						
				FG-FGA	FG%	3FG-3FGA	3FG%	FT-FTA	FT%	OFF	DEF	TOT	AVG	PF-FO	A	TO	BLK	STL	PTS	AVG
2023-24	Buck	8-0	75/9.3	3-10	.300	1-3	.333	8-10	.800	2	3	5	0.6	4-0	7	4	0	1	15	1.9
<b>TOTAL</b>		<b>8-0</b>	<b>75/9.3</b>	<b>3-10</b>	<b>.300</b>	<b>1-3</b>	<b>.333</b>	<b>8-10</b>	<b>.800</b>	<b>2</b>	<b>3</b>	<b>5</b>	<b>0.6</b>	<b>4-0</b>	<b>7</b>	<b>4</b>	<b>0</b>	<b>1</b>	<b>15</b>	<b>1.9</b>

**BRANDON MCCREESH'S CAREER GAME-BY-GAME**

**MCCREESH'S 2023-24 GAME-BY-GAME STATISTICS**

Opponent	Min.	FG-A	Pct.	3FG-A	Pct.	FT-A	Pct.	RB	PF	A	TO	B	S	PTS
Delaware	6	0-0	—	0-0	—	0-0	—	0	0	0	0	0	0	0
Penn	4	0-0	—	0-0	—	0-0	—	0	0	0	0	0	0	0
Niagara	DNP													
La Salle	9	1-1	1.000	0-0	—	2-3	.667	2	1	1	0	0	1	4
Duke	14	1-3	.333	0-0	—	4-5	.800	2	1	1	1	0	0	6
So. Indiana	6	0-0	—	0-0	—	0-0	—	0	0	0	0	0	0	0
St. Bona	4	0-0	—	0-0	—	0-0	—	0	1	1	2	0	0	0
Marist	21	0-3	.000	0-1	.000	2-2	1.000	1	0	2	1	0	0	2
Princeton	13	1-3	.333	1-2	.500	0-0	—	0	1	2	0	0	0	3
Penn St.														
Radford														
Merrimack														
St. Peter's														
Holy Cross*														
American*														
Lehigh*														
Colgate*														
Boston U.*														
Lafayette*														
Navy*														
Army*														
Loyola*														
American*														
Navy*														
Boston U.*														
Lehigh*														
Colgate*														
Holy Cross*														
Army*														
Loyola*														
Lafayette*														

\* Patriot League game ^ Patriot League Tournament Games started in bold

**#1 • IAN MOTTA • JUNIOR • FORWARD • 6-6 • 198 • ALLEN, TEXAS • ALLEN****2023-24**


Hit 3-3 3FG and scored 12 pts. at St. Bonaventure.

**2022-23**

Appeared in all 32 games with 27 starts at the small forward position ... averaged 4.6 ppg, 2.3 rpg in 18.4 mpg ... shot 37.1 FG%, 39.4 3FG%, 75.0 FT% ... got out to a great shooting start, going 9-13 3FG in first 6G ... went 4-4 FG (3-3 3FG) in opener vs. Lebanon Valley and finished with 11 pts., 4 reb. ... set career highs with 18 pts. (8-16 FG, 2-3 3FG), 3 stl. at La Salle ... scored 10 pts. at Rutgers ... after 4G coming off bench, returned to starting lineup at American and had 16 pts. (6-9 FG), 3 stl.

**2021-22**

Played in all 32 games with seven starts as a freshman ... averaged 2.5 ppg, 1.2 mpg in 13.5 mpg ... shot 36.1 FG%, 30.2 3FG%, 73.7 FT% ... joined the starting lineup for the first time at Illinois State ... 7 pts. at Saint Francis (Pa.) ... hit 3-3 3FG and had 10 pts. in 16 min. off bench vs. Colgate ... followed that up with 12 pts. (4-5 FG, 2-3 3FG) in a win at Holy Cross ... scored all 12 pts. in 1st half ... came off the bench as an injury replacement and hit two tying FTs with 0:54 left in OT in a home win over Lafayette.

**HIGH SCHOOL/PERSONAL**

Born March 3, 2003 in Santurce, Puerto Rico ... son of Javier and Amy Motta ... has an older sister, Hannah ... part of the Class of 2021 at Allen High School, where he helped the basketball team to a 77-19 record, including a 31-6 mark and a District 9-6A championship during his junior season ... team captain as a senior, when he averaged 19.6 points and 7.1 rebounds per game ... shot 38.7 percent from 3-point range and 80.7 percent from the foul line ... First Team All-District selection as a junior and senior ... played AAU ball with Texas Impact ... majoring in political science ... named to 2022 Patriot League Academic Honor Roll.

**MOTTA'S CAREER HIGHS**

Points:	18	at La Salle	12/6/2022
Rebounds:	5	four times	
Assists:	2	12 times	
Steals:	3	three times	
Blocks:	3	three times	
FG Made:	8	at La Salle	12/6/2022
FG Attempted:	16	at La Salle	12/6/2022
3-pt FG Made:	3	twice	
3-pt FG Attempted:	5	vs. Saint Francis	11/30/2022
FT Made:	5	at Saint Francis (Pa.)	12/1/2021
FT Attempted:	6	at Saint Francis (Pa.)	12/1/2021

**MOTTA'S SEASON HIGHS**

Points:	12	at St. Bonaventure	11/22/2023
Rebounds:	4	twice	
Assists:	2	at La Salle	11/14/2023
Steals:	2	at Marist	11/25/2023
Blocks:	3	at Penn	11/8/2023
FG Made:	4	at St. Bonaventure	11/22/2023
FG Attempted:	6	twice	
3-pt FG Made:	3	at St. Bonaventure	11/22/2023
3-pt FG Attempted:	4	at Duke	11/17/2023
FT Made:	2	vs. Delaware	11/6/2023
FT Attempted:	2	three times	

**MOTTA'S CAREER STATISTICS**

SEASON	TEAM	GP-GS	MIN/AVG	Field Goals		3-Point		F-Throws		Rebounds				Scoring						
				FG-FGA	FG%	3FG-3FGA	3FG%	FT-FTA	FT%	OFF	DEF	TOT	AVG	PF-FO	A	TO	BLK	STL	PTS	AVG
2021-22	Buck	32-7	433/13.5	26-72	.361	13-43	.302	14-19	.737	9	29	38	1.2	37-0	19	20	3	3	79	2.5
2022-23	Buck	32-27	589/18.4	53-143	.371	26-66	.394	15-20	.750	17	58	75	2.3	48-0	19	30	10	20	147	4.6
2023-24	Buck	9-8	179/19.9	14-35	.400	5-19	.263	4-7	.571	6	21	27	3.0	12-0	6	9	6	7	37	4.1
<b>TOTAL</b>		<b>73-42</b>	<b>1201/16.4</b>	<b>93-250</b>	<b>.372</b>	<b>44-128</b>	<b>.344</b>	<b>33-46</b>	<b>.717</b>	<b>32</b>	<b>108</b>	<b>140</b>	<b>1.9</b>	<b>97-0</b>	<b>44</b>	<b>59</b>	<b>19</b>	<b>30</b>	<b>263</b>	<b>3.6</b>

# IAN MOTTA'S CAREER GAME-BY-GAME

## MOTTA'S 2023-24 GAME-BY-GAME STATISTICS

Opponent	Min.	FG-A	Pct.	3FG-A	Pct.	FT-A	Pct.	RB	PF	A	TO	B	S	PTS
Delaware	18	0-3	.000	0-1	.000	2-2	1.000	4	4	0	4	0	0	2
Penn	22	3-5	.600	0-2	.000	0-0	—	2	1	1	0	0	0	6
Niagara	18	1-1	1.000	0-0	—	0-0	—	4	2	1	0	0	0	2
La Salle	22	1-4	.250	0-1	.000	0-0	—	3	2	2	1	0	0	2
Duke	23	2-6	.333	1-4	.250	1-2	.500	3	1	1	0	1	1	6
So. Indiana	15	0-3	.000	0-3	.000	0-0	—	3	1	0	1	0	1	0
St. Bona	25	4-6	.667	3-3	1.000	1-2	.500	3	0	1	2	0	2	12
Marist	21	1-4	.250	0-3	.000	0-0	—	3	1	0	1	0	2	2
Princeton	15	2-3	.667	1-2	.500	0-1	.000	2	0	0	1	2	0	5
Penn St.														
Radford														
Merrimack														
St. Peter's														
Holy Cross*														
American*														
Lehigh*														
Colgate*														
Boston U.*														
Lafayette*														
Navy*														
Army*														
Loyola*														
American*														
Navy*														
Boston U.*														
Lehigh*														
Colgate*														
Holy Cross*														
Army*														
Loyola*														
Lafayette*														

\* Patriot League game ^ Patriot League Tournament Games started in **bold**

## MOTTA'S 2022-23 GAME-BY-GAME STATISTICS

Opponent	Min.	FG-A	Pct.	3FG-A	Pct.	FT-A	Pct.	RB	PF	A	TO	B	S	PTS
Leb. Valley	20	4-4	1.000	3-3	1.000	0-0	—	4	2	2	2	0	1	11
Niagara	21	1-1	1.000	0-0	—	0-0	—	2	3	0	0	0	1	2
St. Peter's	28	2-5	.400	2-4	.500	0-0	—	2	2	2	1	0	1	6
Georgia	28	2-5	.400	1-1	1.000	0-0	—	2	2	1	0	0	0	5
Presbyterian	15	3-5	.600	1-3	.333	1-2	.500	4	4	0	2	0	1	8
Austin Peay	26	2-2	1.000	2-2	1.000	0-0	—	5	3	2	1	0	1	6
Marist	31	3-5	.600	1-3	.333	1-1	1.000	1	1	0	2	1	1	8
St. Francis	20	3-11	.273	1-5	.200	0-0	—	3	0	1	1	0	0	7
NJIT	16	3-7	.429	2-3	.667	0-0	—	1	4	0	1	0	0	8
La Salle	31	8-16	.500	2-3	.667	0-0	—	3	0	2	0	0	3	18
Merrimack	20	2-5	.400	2-4	.500	1-2	.500	5	1	0	2	3	0	7
Richmond	14	2-5	.400	1-3	.333	0-0	—	2	3	0	0	0	0	5
Rutgers	24	3-9	.333	2-4	.500	2-2	1.000	7	1	2	2	0	0	10
Holy Cross*	25	0-2	.000	0-2	.000	1-2	.500	5	1	2	2	2	2	1
Boston U.*	25	2-4	.500	2-3	.667	2-2	1.000	3	2	1	1	3	0	8
Lehigh*	23	0-6	.000	0-1	.000	2-2	1.000	5	0	2	1	0	3	2
Lafayette*	20	1-5	.200	0-2	.000	1-1	1.000	2	1	0	0	0	0	3
Loyola*	11	0-1	.000	0-1	.000	0-0	—	0	2	0	1	0	0	0
Colgate*	18	1-2	.500	0-0	—	0-0	—	1	2	0	0	0	0	2
Army*	2	0-0	—	0-0	—	0-0	—	0	0	0	0	0	0	0
Holy Cross*	4	0-0	—	0-0	—	0-0	—	0	0	0	0	0	0	0
Navy*	4	0-3	.000	0-1	.000	0-0	—	1	0	0	0	0	0	0
Loyola*	3	0-0	—	0-0	—	0-0	—	0	1	0	1	0	0	0
American*	34	6-9	.667	1-1	1.000	3-4	.750	1	3	0	2	0	3	16
Army*	17	2-6	.333	1-3	.333	0-0	—	1	2	0	0	0	0	5
Navy*	18	0-2	.000	0-1	.000	0-0	—	3	2	2	2	0	2	0
Colgate*	23	1-3	.333	0-1	.000	0-0	—	2	2	0	2	0	0	2
American*	14	0-2	.000	0-1	.000	0-0	—	1	0	0	2	0	0	0
Boston U.*	13	1-6	.167	1-4	.250	1-2	.500	0	3	0	1	0	1	4
Lehigh*	11	0-4	.000	0-1	.000	0-0	—	4	0	0	0	0	0	0
Lafayette*	19	1-4	.250	1-3	.333	0-0	—	2	1	0	0	1	0	3
American^	15	0-4	.000	0-3	.000	0-0	—	0	0	0	1	0	0	0

\* Patriot League game ^ Patriot League Tournament Games started in **bold**

## MOTTA'S 2021-22 GAME-BY-GAME STATISTICS

Opponent	Min.	FG-A	Pct.	3FG-A	Pct.	FT-A	Pct.	RB	PF	A	TO	B	S	PTS
NC State	12	0-4	.000	0-4	.000	0-0	—	2	0	0	1	0	0	0
Penn	12	0-4	.000	0-3	.000	0-0	—	3	1	2	0	0	0	0
Rider	15	1-4	.250	1-4	.250	0-0	—	1	1	0	1	0	0	3
Illinois State	18	0-0	—	0-0	—	0-0	—	3	3	0	1	0	0	0
Mercer	16	1-4	.250	0-1	.000	0-0	—	5	1	1	1	0	0	2
Rider	17	1-2	.500	0-1	.000	0-0	—	2	2	0	0	0	1	2
Siena	15	1-4	.250	1-2	.500	0-0	—	0	1	1	0	0	0	3
St. Francis	29	1-3	.333	0-2	.000	5-6	.833	3	0	2	1	1	0	7
Hofstra	15	1-3	.333	1-2	.500	0-0	—	0	2	0	1	0	0	3
Princeton	18	0-1	.000	0-0	—	0-0	—	1	1	1	0	0	0	0
La Salle	7	1-1	1.000	0-0	—	0-0	—	0	3	2	0	0	1	2
Richmond	8	0-0	—	0-0	—	0-0	—	1	0	0	0	0	0	0
Boston U.*	5	0-1	.000	0-0	—	0-0	—	0	0	2	0	0	0	0
Army*	3	0-0	—	0-0	—	0-0	—	0	0	0	0	0	0	0
Navy*	11	0-1	.000	0-1	.000	0-0	—	1	4	0	1	0	0	0
Loyola*	10	0-0	—	0-0	—	0-0	—	1	1	1	0	0	1	0
Lehigh*	6	0-1	.000	0-1	.000	0-0	—	0	0	0	4	0	0	0
American*	7	0-1	.000	0-1	.000	0-0	—	0	0	0	1	0	0	0
Colgate*	16	3-6	.500	3-3	1.000	1-2	.500	1	0	0	0	0	0	10
Holy Cross*	25	4-5	.800	2-3	.667	2-4	.500	2	1	1	2	1	0	12
Navy*	19	3-4	.750	2-2	1.000	1-1	1.000	1	1	0	2	0	0	9
Loyola*	15	1-3	.333	0-2	.000	0-0	—	1	2	1	1	0	0	2
Colgate*	17	2-4	.500	0-2	.000	1-1	1.000	1	1	2	0	0	0	5
Lafayette*	16	1-3	.333	0-1	.000	0-0	—	2	3	1	2	0	0	2
American*	12	2-2	1.000	1-1	1.000	0-0	—	2	1	0	0	0	0	5
Holy Cross*	13	0-2	.000	0-1	.000	0-0	—	0	2	0	0	0	0	0
Lehigh*	16	1-1	1.000	1-1	1.000	0-1	.000	1	3	0	1	0	0	3
Lafayette*	11	0-0	—	0-0	—	2-2	1.000	0	1	0	0	0	0	2
Army*	12	0-2	.000	0-2	.000	0-0	—	0	0	0	0	0	0	0
Boston U.*	16	2-3	.667	1-1	1.000	2-2	1.000	1	1	0	1	0	0	7
Lafayette*	9	0-3	.000	0-2	.000	0-0	—	0	0	1	0	0	0	0
Colgate^	11	0-0	—	0-0	—	0-0	—	2	0	1	0	0	0	0

\* Patriot League game ^ Patriot League Tournament Games started in **bold**

**#2 • BRADY MULLER • SOPHOMORE • FORWARD • 6-4 • 209 • WYCKOFF, N.J. • BLAIR ACADEMY**

**2023-24**


Made first career start against Princeton.

**2022-23**

Saw action in 8G off bench in debut season ... made 7-12 FG, 2-6 3FG, 3-3 FT ... totaled 19 pts., 5 reb. in 22 min. ... made the most of his 8 min. on opening night vs. Lebanon Valley, logging 11 pts. (4-7 FG), 3 reb., 1 asst., 1 stl.

**HIGH SCHOOL/PERSONAL**

Born June 25, 2003 in Hackensack, N.J. ... son of Tim and Shauna Muller ... has an older sister, Tori, who played soccer at Villanova ... father played basketball and mother was on the rowing team at Villanova ... grandfather played basketball at Colgate ... attended Ramapo High School as a ninth-grader before transferring to national power Blair Academy for his final three seasons of high school basketball ... team captain as a senior, when he helped the team to a 21-5 record, a Mid-Atlantic Prep League championship, and a berth in the state championship game ... team went 27-3, was ranked nationally, and won the MAPL championship during his sophomore year ... junior campaign was canceled due to COVID-19 ... played in the Kyrie Invitational tournament ... played AAU ball for NJ Shoreshots HGSL ... major is undeclared within the Freeman School of Management.



**MULLER'S CAREER HIGHS**

Points:	11	vs. Lebanon Valley	11/7/2022
Rebounds:	3	vs. Lebanon Valley	11/7/2022
Assists:	1	twice	
Steals:	1	twice	
Blocks:	0		
FG Made:	4	vs. Lebanon Valley	11/7/2022
FG Attempted:	7	vs. Lebanon Valley	11/7/2022
3-pt FG Made:	1	three times	
3-pt FG Attempted:	2	vs. Lebanon Valley	11/7/2022
FT Made:	3	vs. Lebanon Valley	11/7/2022
FT Attempted:	3	vs. Lebanon Valley	11/7/2022

**MULLER'S SEASON HIGHS**

Points:	3	vs. Delaware	11/6/2023
Rebounds:	2	twice	
Assists:	1	vs. Delaware	11/6/2023
Steals:	1	at Marist	11/25/2023
Blocks:	0		
FG Made:	1	twice	
FG Attempted:	2	vs. Delaware	11/6/2023
3-pt FG Made:	1	vs. Delaware	11/6/2023
3-pt FG Attempted:	2	vs. Delaware	11/6/2023
FT Made:	0		
FT Attempted:	0		

**MULLER'S CAREER STATISTICS**

SEASON	TEAM	GP-GS	MIN/AVG	Field Goals		3-Point		F-Throws		Rebounds				Scoring						
				FG-FGA	FG%	3FG-3FGA	3FG%	FT-FTA	FT%	OFF	DEF	TOT	AVG	PF	FO A	TO	BLK	STL	PTS	AVG
2022-23	Buck	8-0	22/2.8	7-12	.583	2-6	.333	3-3	1.000	1	4	5	0.6	4-0	1	1	0	1	19	2.4
2023-24	Buck	7-1	36/5.2	2-4	.500	1-3	.333	0-0	.000	1	3	4	0.6	6-0	1	0	0	1	5	0.7
<b>TOTAL</b>		<b>15-1</b>	<b>58/3.9</b>	<b>9-16</b>	<b>.563</b>	<b>3-9</b>	<b>.333</b>	<b>3-3</b>	<b>1.000</b>	<b>2</b>	<b>7</b>	<b>9</b>	<b>0.6</b>	<b>10-0</b>	<b>2</b>	<b>1</b>	<b>0</b>	<b>2</b>	<b>24</b>	<b>1.6</b>

# BRADY MULLER'S CAREER GAME-BY-GAME

## MULLER'S 2023-24 GAME-BY-GAME STATISTICS

Opponent	Min.	FG-A	Pct.	3FG-A	Pct.	FT-A	Pct.	RB	PF	A	TO	B	S	PTS
Delaware	9	1-2	.500	1-2	.500	0-0	—	0	2	1	0	0	0	3
Penn	1	0-0	—	0-0	—	0-0	—	0	0	0	0	0	0	0
Niagara	DNP													
La Salle	3	0-0	—	0-0	—	0-0	—	0	0	0	0	0	0	0
Duke	2	0-1	.000	0-1	.000	0-0	—	0	0	0	0	0	0	0
So. Indiana	DNP													
St. Bona	2	0-0	—	0-0	—	0-0	—	0	1	0	0	0	0	0
Marist	8	1-1	1.000	0-0	—	0-0	—	2	0	0	0	0	1	2
<b>Princeton</b>	<b>12</b>	<b>0-0</b>	—	<b>0-0</b>	—	<b>0-0</b>	—	<b>2</b>	<b>3</b>	<b>0</b>	<b>0</b>	<b>0</b>	<b>0</b>	<b>0</b>
Penn St.														
Radford														
Merrimack														
St. Peter's														
Holy Cross*														
American*														
Lehigh*														
Colgate*														
Boston U.*														
Lafayette*														
Navy*														
Army*														
Loyola*														
American*														
Navy*														
Boston U.*														
Lehigh*														
Colgate*														
Holy Cross*														
Army*														
Loyola*														
Lafayette*														

\* Patriot League game ^ Patriot League Tournament Games started in **bold**

## MULLER'S 2022-23 GAME-BY-GAME STATISTICS

Opponent	Min.	FG-A	Pct.	3FG-A	Pct.	FT-A	Pct.	RB	PF	A	TO	B	S	PTS
Leb. Valley	8	4-7	.571	0-2	.000	3-3	1.000	3	1	1	0	0	1	11
Niagara	1	0-1	.000	0-1	.000	0-0	—	0	1	0	0	0	0	0
St. Peter's	DNP													
Georgia	DNP													
Presbyterian	1	0-0	—	0-0	—	0-0	—	0	0	0	0	0	0	0
Austin Peay	DNP													
Marist	DNP													
St. Francis	3	0-1	.000	0-1	.000	0-0	—	0	0	0	0	0	0	0
NJIT	3	1-1	1.000	1-1	1.000	0-0	—	2	1	0	1	0	0	3
La Salle	DNP													
Merrimack	DNP—INJ													
Richmond	DNP													
Rutgers	DNP—INJ													
Holy Cross*	DNP													
Boston U.*	DNP													
Lehigh*	DNP													
Lafayette*	DNP													
Loyola*	DNP													
Colgate*	DNP													
Army*	DNP													
Holy Cross*	DNP													
Navy*	3	1-1	1.000	1-1	1.000	0-0	—	0	1	0	0	0	0	3
Loyola*	DNP													
American*	DNP													
Army*	DNP													
Navy*	DNP													
Colgate*	1	1-1	1.000	0-0	—	0-0	—	0	0	0	0	0	0	2
American*	2	0-0	—	0-0	—	0-0	—	0	0	0	0	0	0	0
Boston U.*	DNP													
Lehigh*	DNP													
Lafayette*	DNP													
American^	DNP													

\* Patriot League game ^ Patriot League Tournament Games started in **bold**



**#0 • PATRICK O'BRIEN • FRESHMAN • FORWARD • 6-8 • 210 • WARRENTON, VA. • BISHOP O'CONNELL**

**HIGH SCHOOL/PERSONAL**

Born Feb. 23, 2004 in Warrenton, Va. ... son of Kevin and Olga O'Brien ... has a younger brother, Matthew ... fluent in both English and Czech ... mother played volleyball at George Mason and on the Czech Republic National Team ... spent his first three years of high school at Highland High School before moving to Bishop O'Connell in the ultra-competitive Washington Catholic Athletic Conference for his senior year ... as a junior at Highland was the team's leading rebounder and third-leading scorer, as the team finished 21-10 and qualified for the state championship for the first time in school history ... team also went 11-2 during his COVID-shortened sophomore season, and 28-3 overall and 12-0 in league play during his freshman season ... second team all-conference honoree as a junior.



**O'BRIEN'S CAREER HIGHS**

Points:	2	at Penn	11/8/2023
Rebounds:	2	vs. Delaware	11/6/2023
Assists:	0		
Steals:	1	at Penn	11/8/2023
Blocks:	0		
FG Made:	1	at Penn	11/8/2023
FG Attempted:	1	at Penn	11/8/2023
3-pt FG Made:	0		
3-pt FG Attempted:	0		
FT Made:	0		
FT Attempted:	2	vs. Delaware	11/6/2023

**O'BRIEN'S SEASON HIGHS**

Points:	2	at Penn	11/8/2023
Rebounds:	2	vs. Delaware	11/6/2023
Assists:	0		
Steals:	1	at Penn	11/8/2023
Blocks:	0		
FG Made:	1	at Penn	11/8/2023
FG Attempted:	1	at Penn	11/8/2023
3-pt FG Made:	0		
3-pt FG Attempted:	0		
FT Made:	0		
FT Attempted:	2	vs. Delaware	11/6/2023

**O'BRIEN'S CAREER STATISTICS**

SEASON	TEAM	GP-GS	MIN/AVG	Field Goals		3-Point		F-Throws		Rebounds				Scoring						
				FG-FGA	FG%	3FG-3FGA	3FG%	FT-FTA	FT%	OFF	DEF	TOT	AVG	PF-FO	A	TO	BLK	STL	PTS	AVG
2023-24	Buck	4-0	9/2.2	1-1	1.000	0-0	.000	0-2	.000	1	1	2	0.5	1-0	0	0	0	1	2	0.5
<b>TOTAL</b>		<b>4-0</b>	<b>9/2.2</b>	<b>1-1</b>	<b>1.000</b>	<b>0-0</b>	<b>.000</b>	<b>0-2</b>	<b>.000</b>	<b>1</b>	<b>1</b>	<b>2</b>	<b>0.5</b>	<b>1-0</b>	<b>0</b>	<b>0</b>	<b>0</b>	<b>1</b>	<b>2</b>	<b>0.5</b>

**PATRICK O'BRIEN'S CAREER GAME-BY-GAME**

**McCREESH'S 2023-24 GAME-BY-GAME STATISTICS**

Opponent	Min.	FG-A	Pct.	3FG-A	Pct.	FT-A	Pct.	RB	PF	A	TO	B	S	PTS
Delaware	1	0-0	—	0-0	—	0-2	.000	2	0	0	0	0	0	0
Penn	1	1-1	1.000	0-0	—	0-0	—	0	0	0	0	0	1	2
Niagara		DNP												
La Salle		DNP												
Duke	1	0-0	—	0-0	—	0-0	—	0	1	0	0	0	0	0
So. Indiana		DNP												
St. Bona		DNP												
Marist	5	0-0	—	0-0	—	0-0	—	0	0	0	0	0	0	0
Princeton		DNP												
Penn St.														
Radford														
Merrimack														
St. Peter's														
Holy Cross*														
American*														
Lehigh*														
Colgate*														
Boston U.*														
Lafayette*														
Navy*														
Army*														
Loyola*														
American*														
Navy*														
Boston U.*														
Lehigh*														
Colgate*														
Holy Cross*														
Army*														
Loyola*														
Lafayette*														

\* Patriot League game ^ Patriot League Tournament Games started in **bold**

**#3 • NOAH WILLIAMSON • SOPHOMORE • CENTER • 7-0 • 244 • RIGA LATVIA • ST. THOMAS MORE (CONN.)**

**2023-24**

Made first career start on opening night vs. Delaware and had 9 pts., 8 reb. ... breakout game in win at Niagara with 22 pts., 11 reb. ... hit 9-12 FG, 4-4 FT en route to 1st double-double ... tallied 15 pts., 8 reb. in win over Southern Indiana ... hit first 10 FTs and finished 11-13 at the line.

**2022-23**

Saw action in 17G off bench as backup center ... totaled 26 pts., 22 reb. in 85 min. ... made 11-15 FG (.733) and 4-4 FT ... made collegiate debut against Lebanon Valley and had 4 reb., 1 blk. in 12 min. ... scored first 6 pts. of career on 3-4 FG in home win over Merrimack ... season-high 17 min. at Lafayette and scored 8 pts. (3-5 FG, 2-2 FT) with 6 reb.

**HIGH SCHOOL/PERSONAL**

Born Apr. 18, 2002 in Riga, Latvia ... son of Willie Williamson Jr. and Aija Vitina ... born and raised in Latvia and played for the Latvian U16, U18, and U19 national teams ... also spent time with the Kristaps Porzingas Basketball Academy ... attended high school at Riga State Gymnasium No. 1 before coming to the United States for a postgraduate year at New England power St. Thomas More under longtime coach Jere Quinn.



**WILLIAMSON'S CAREER HIGHS**

Points:	22	at Niagara	11/11/2023
Rebounds:	11	at Niagara	11/11/2023
Assists:	2	twice	
Steals:	1	seven times	
Blocks:	1	10 times	
FG Made:	9	at Niagara	11/11/2023
FG Attempted:	12	at Niagara	11/11/2023
3-pt FG Made:	1	twice	
3-pt FG Attempted:	4	vs. Delaware	11/6/2023
FT Made:	11	vs. Southern Indiana	11/20/2023
FT Attempted:	13	vs. Southern Indiana	11/20/2023

**WILLIAMSON'S SEASON HIGHS**

Points:	22	at Niagara	11/11/2023
Rebounds:	11	at Niagara	11/11/2023
Assists:	2	twice	
Steals:	1	three times	
Blocks:	1	six times	
FG Made:	9	at Niagara	11/11/2023
FG Attempted:	12	at Niagara	11/11/2023
3-pt FG Made:	1	twice	
3-pt FG Attempted:	4	vs. Delaware	11/6/2023
FT Made:	11	vs. Southern Indiana	11/20/2023
FT Attempted:	13	vs. Southern Indiana	11/20/2023

**WILLIAMSON'S CAREER STATISTICS**

SEASON	TEAM	GP-GS	MIN/AVG	Field Goals		3-Point		F-Throws		Rebounds				Scoring						
				FG-FGA	FG%	3FG-3FGA	3FG%	FT-FTA	FT%	OFF	DEF	TOT	AVG	PF-FO	A	TO	BLK	STL	PTS	AVG
2022-23	Buck	17-0	86/5.1	11-15	.733	0-0	.000	4-4	1.000	5	17	22	1.3	9-0	0	7	4	4	26	1.5
2023-24	Buck	9-9	225/25.0	29-70	.414	2-14	.143	29-40	.725	14	40	54	6.0	21-0	9	17	6	3	89	9.9
<b>TOTAL</b>		<b>26-9</b>	<b>310/11.9</b>	<b>40-85</b>	<b>.471</b>	<b>2-14</b>	<b>.143</b>	<b>33-44</b>	<b>.750</b>	<b>19</b>	<b>57</b>	<b>76</b>	<b>2.9</b>	<b>30-0</b>	<b>9</b>	<b>24</b>	<b>10</b>	<b>7</b>	<b>115</b>	<b>4.4</b>

# NOAH WILLIAMSON'S CAREER GAME-BY-GAME

## WILLIAMSON'S 2023-24 GAME-BY-GAME STATISTICS

Opponent	Min.	FG-A	Pct.	3FG-A	Pct.	FT-A	Pct.	RB	PF	A	TO	B	S	PTS
Delaware	29	4-10	.400	1-4	.250	0-2	.000	8	3	2	3	1	0	9
Penn	24	2-11	.182	0-3	.000	1-2	.500	2	1	0	1	1	0	5
Niagara	25	9-12	.750	0-0	—	4-4	1.000	11	2	2	2	1	1	22
La Salle	28	4-7	.571	0-0	—	2-5	.400	7	2	1	3	0	0	10
Duke	27	3-10	.300	0-2	.000	1-2	.500	6	3	0	2	0	0	7
So. Indiana	28	2-5	.400	0-1	.000	11-13	.846	8	3	1	2	1	1	15
St. Bona	25	1-5	.200	1-3	.250	3-4	.750	6	3	1	3	1	0	6
Marist	15	2-5	.400	0-0	—	1-2	.500	3	2	1	1	0	0	5
Princeton	22	2-5	.400	0-1	.000	6-6	1.000	3	2	1	0	1	1	10
Penn St.														
Radford														
Merrimack														
St. Peter's														
Holy Cross*														
American*														
Lehigh*														
Colgate*														
Boston U.*														
Lafayette*														
Navy*														
Army*														
Loyola*														
American*														
Navy*														
Boston U.*														
Lehigh*														
Colgate*														
Holy Cross*														
Army*														
Loyola*														
Lafayette*														

\* Patriot League game    ^ Patriot League Tournament    Games started in **bold**

## WILLIAMSON'S 2022-23 GAME-BY-GAME STATISTICS

Opponent	Min.	FG-A	Pct.	3FG-A	Pct.	FT-A	Pct.	RB	PF	A	TO	B	S	PTS
Leb. Valley	12	0-1	.000	0-0	—	0-0	—	4	1	0	2	1	0	0
Niagara	1	0-0	—	0-0	—	0-0	—	0	0	0	0	0	0	0
St. Peter's														
Georgia	2	0-0	—	0-0	—	0-0	—	1	1	0	0	0	0	0
Presbyterian														
Austin Peay	3	0-0	—	0-0	—	0-0	—	1	0	0	0	0	0	0
Marist														
St. Francis	2	0-0	—	0-0	—	0-0	—	0	1	0	0	0	1	0
NJIT	2	0-0	—	0-0	—	0-0	—	1	1	0	0	0	0	0
La Salle														
Merrimack	12	3-4	.750	0-0	—	0-0	—	4	0	0	1	1	0	6
Richmond														
Rutgers	2	1-1	1.000	0-0	—	0-0	—	0	1	0	0	0	0	2
Holy Cross*														
Boston U.*														
Lehigh*	3	1-1	1.000	0-0	—	0-0	—	0	1	0	0	0	0	2
Lafayette*	17	3-5	.600	0-0	—	2-2	1.000	6	1	0	4	1	0	8
Loyola*	4	0-0	—	0-0	—	0-0	—	0	0	0	0	0	0	0
Colgate*														
Army*	8	1-1	1.000	0-0	—	2-2	1.000	1	0	0	0	0	1	4
Holy Cross*														
Navy*	5	0-0	—	0-0	—	0-0	—	2	0	0	0	0	1	0
Loyola*														
American*	4	0-0	—	0-0	—	0-0	—	0	0	0	0	1	0	0
Army*														
Navy*														
Colgate*	1	0-0	—	0-0	—	0-0	—	0	0	0	0	0	0	0
American*	2	1-1	1.000	0-0	—	0-0	—	1	0	0	0	0	0	2
Boston U.*														
Lehigh*	6	1-1	1.000	0-0	—	0-0	—	1	2	0	0	1	0	2
Lafayette*														
American^														

\* Patriot League game    ^ Patriot League Tournament    Games started in **bold**







**GAME 9**  
**PRINCETON.....85**  
**BUCKNELL.....71**  
**SOJKA PAVILION • LEWISBURG, PA. • WEDNESDAY, NOV. 29, 2023**



Official Basketball Box Score - Final  
**Princeton at Bucknell**  
 11/29/23 Sojka Pavilion, Lewisburg  
 2023-24 Men's Basketball

Game Time: 7:00 PM  
 Game Duration: 1:43  
 Attendance: 854

Officials: Greg Moyer, King Whetstone, Dan Basile

Princeton - 85      Record: 7-0

NO.	Name	Min	FG		3P	FT		Rebounds		Fouls		TP	AS	TO	ST	Blocks		+/-
			M	A	M	A	OR	DR	TOT	PF	FD					BS	BA	
3	Caden Pierce	F 35:42	9-15	1-4	3-5	0	3	3	1	4	22	2	0	1	3	0	13	
54	Zach Martini	F 33:08	6-7	3-4	0-0	1	4	5	2	2	15	2	0	1	1	0	14	
1	Xaivian Lee	G 33:05	6-9	1-1	2-2	0	5	5	1	1	15	4	0	1	0	2	17	
14	Matt Allicco	G 38:48	8-11	4-6	2-2	0	1	1	2	4	22	8	2	1	0	0	14	
24	Blake Peters	G 30:28	0-4	0-3	0-0	0	2	2	2	0	0	3	1	2	0	1	22	
5	Jack Scott	12:31	1-2	0-1	2-2	0	2	2	1	1	4	1	0	0	0	0	-4	
12	Jacob Huggins	03:37	1-1	0-0	0-0	1	1	2	2	1	2	0	0	0	0	0	-2	
22	Dalen Davis	06:19	1-5	1-4	0-0	0	0	0	1	0	3	0	1	0	0	0	-2	
21	Jackson Hicke	04:14	1-2	0-0	0-0	0	0	0	0	0	2	0	0	0	0	1	-1	
11	Darius Gakwasi	01:38	0-0	0-0	0-0	0	0	0	1	0	0	0	0	0	0	0	-1	
10	Derek Sangster	00:11	0-0	0-0	0-0	0	0	0	0	0	0	0	0	0	0	0	0	
33	Vernon Collins	00:11	0-0	0-0	0-0	0	0	0	0	0	0	0	0	0	0	0	0	
43	Philip Byriel	00:11	0-0	0-0	0-0	0	0	0	0	0	0	0	0	0	0	0	0	
Team									2	1	3							
<b>Totals</b>			33-56	10-23	9-11	4	19	23	13	13	85	20	4	6	4	4	14	

**Shooting By Period**

1 <sup>st</sup> FG%	15-26	57.7%
3PT%	4-9	44.4%
FT%	6-7	85.7%
2 <sup>nd</sup> FG%	18-30	60.0%
3PT%	6-14	42.9%
FT%	3-4	75%
GM FG%	33-56	58.9%
3PT%	10-23	43.5%
FT%	9-11	81.8%

Dead Ball Rebounds: 4, 1

Technical Fouls: NONE

Bucknell - 71      Record: 2-7

NO.	Name	Min	FG		3P	FT		Rebounds		Fouls		TP	AS	TO	ST	Blocks		+/-
			M	A	M	A	OR	DR	TOT	PF	FD					BS	BA	
22	Ruot Bijek	F 31:35	2-6	1-3	2-2	0	0	0	1	1	7	0	1	0	0	0	-19	
3	Noah Williamson	C 22:10	2-5	0-1	6-6	1	2	3	2	3	10	1	0	1	1	1	5	
2	Brady Muller	G 11:58	0-0	0-0	0-0	0	2	2	3	0	0	0	0	0	0	0	0	
13	Josh Bascoe	G 34:02	6-11	2-3	0-0	1	3	4	0	1	14	6	5	0	0	2	-16	
24	Jack Forrest	G 35:50	8-16	3-6	2-3	1	5	6	3	3	21	3	1	0	0	0	-13	
1	Ilan Motta	14:59	2-3	1-2	0-1	0	2	2	0	2	5	0	0	1	2	0	5	
23	Pip Ajayi	15:58	3-3	0-0	2-3	1	2	3	3	2	8	0	2	0	1	0	-20	
12	Quin Berger	19:41	1-1	1-1	0-0	0	1	1	0	0	3	0	1	0	0	0	-3	
10	Brandon McCreesh	12:35	1-3	1-2	0-0	0	0	0	1	1	3	2	0	0	0	1	-9	
11	Josh Adoh	01:12	0-1	0-0	0-0	0	0	0	0	0	0	0	0	0	0	0	0	
Team									2	0	2							
<b>Totals</b>			25-49	9-18	12-15	6	17	23	13	13	71	12	10	2	4	4	-14	

**Shooting By Period**

1 <sup>st</sup> FG%	17-29	58.6%
3PT%	7-11	63.6%
FT%	4-4	100%
2 <sup>nd</sup> FG%	8-20	40.0%
3PT%	2-7	28.6%
FT%	8-11	72.7%
GM FG%	25-49	51.0%
3PT%	9-18	50.0%
FT%	12-15	80.0%

Dead Ball Rebounds: 1, 0

Technical Fouls: NONE

	PRIN	BUCK	Points from Turnovers	PRIN	BUCK	Period by Period Scoring			
	16 (2 <sup>nd</sup> 0:10)	11 (2 <sup>nd</sup> 16:54)	16	6	1st	2nd	TOT		
Best Scoring Run	10 (2 <sup>nd</sup> 12:10)	10 (2 <sup>nd</sup> 18:14)	Paint	36	24	PRIN	40	45	85
Lead Changes	11		Second Chance	2	11	BUCK	45	26	71
Times Tied	3		Fast Breaks	4	2				
Time with Lead	11:05	26:40	Bench	11	19				

**2023-24 BUCKNELL ALPHABETICAL ROSTER**

No.	Name	Cl.	Pos.	Ht.	Wt.	Hometown/Secondary School
11 ***	Josh Adoh	Sr.	G	6-4	205	Bellflower, Calif./Combine Academy (N.C.)
23	Pip Ajayi	Jr.	F	6-7	230	Calgary, Alberta/Woodstock Academy/Mercyhurst
13 **	Josh Bascoe	Jr.	G	6-0	178	Milton, Ontario/Vermont Academy (Vt.)
12	Quin Berger	So.	G	6-2	200	Malvern, Pa./Westtown School/Saint Joseph's Univ.
22 *	Ruot Bijiek	So.	F	6-9	187	Waukee, Iowa/Valley
25 ***	Alek Delev	Sr.	G	6-0	152	Sofia, Bulgaria/Second English Language School
5 **	Elvin Edmonds IV	Jr.	G	6-2	201	Hopewell, Va./Hopewell
24 *	Jack Forrest	Sr.	G	6-5	208	Lower Merion, Pa./Lower Merion/Saint Joseph's Univ.
4 *	Josh Fulton	So.	G	6-6	186	Atlanta, Ga./Greater Atlanta Christian
10	Brandon McCreesh	Fr.	G	6-4	180	The Bronx, N.Y./The Hotchkiss School (Conn.)
0	Patrick O'Brien	Fr.	F	6-8	210	Warrenton, Va./Bishop O'Connell
1 **	Ian Motta	Jr.	F	6-6	198	Allen, Texas/Allen
2 *	Brady Muller	So.	F	6-4	209	Wyckoff, N.J./Blair Academy
3 *	Noah Williamson	So.	C	7-0	244	Riga, Latvia/St. Thomas More (Conn.)

**2022-23 BUCKNELL NUMERICAL ROSTER**

No.	Name	Cl.	Pos.	Ht.	Wt.	Hometown/Secondary School
0	Patrick O'Brien	Fr.	F	6-8	210	Warrenton, Va./Bishop O'Connell
1 **	Ian Motta	Jr.	F	6-6	198	Allen, Texas/Allen
2 *	Brady Muller	So.	F	6-4	209	Wyckoff, N.J./Blair Academy
3 *	Noah Williamson	So.	C	7-0	244	Riga, Latvia/St. Thomas More (Conn.)
4 *	Josh Fulton	So.	G	6-6	186	Atlanta, Ga./Greater Atlanta Christian
5 **	Elvin Edmonds IV	Jr.	G	6-2	201	Hopewell, Va./Hopewell
10	Brandon McCreesh	Fr.	G	6-4	180	The Bronx, N.Y./The Hotchkiss School (Conn.)
11 ***	Josh Adoh	Sr.	G	6-4	205	Bellflower, Calif./Combine Academy (N.C.)
12	Quin Berger	So.	G	6-2	200	Malvern, Pa./Westtown School/Saint Joseph's Univ.
13 **	Josh Bascoe	Jr.	G	6-0	178	Milton, Ontario/Vermont Academy (Vt.)
22 *	Ruot Bijiek	So.	F	6-9	187	Waukee, Iowa/Valley
23	Pip Ajayi	Jr.	F	6-7	230	Calgary, Alberta/Woodstock Academy/Mercyhurst
24 *	Jack Forrest	Sr.	G	6-5	208	Lower Merion, Pa./Lower Merion/Saint Joseph's Univ.
25 ***	Alek Delev	Sr.	G	6-0	152	Sofia, Bulgaria/Second English Language School

\* Letters won

**Head Coach:** John Griffin III (Bucknell '08, first season)**Assistant Coaches:** Matt Griffin (Boston University '12), Branden McDonald (Virginia Union '11), Jesse Flannery (Johns Hopkins '18)**Director of Basketball Operations:** Mike Walley (TCNJ '20)**Strength & Conditioning Coach:** Justin McKenna (Saint Joseph's (Maine) '19)**PRONUNCIATIONS**

Adoh	a-DOE
Ajayi	a-JYE-ee
Bascoe	BOS-co (like George Costanza's secret code)
Ruot Bijiek	ROO-it BEE-jee-eck
Delev	de-LEV
Motta	MOE-ta (like Manny Mota)
Muller	MULL-er
Sojka Pavilion (home court)	SOY-ka



**PATRICK O'BRIEN**  
FR · F · 6-8 · 210 **0**  
WARRENTON, VA.



**IAN MOTTA**  
JR · F · 6-6 · 198 **1**  
ALLEN, TEXAS



**BRADY MULLER**  
SO · G · 6-4 · 209 **2**  
WYCKOFF, N.J.



**NOAH WILLIAMSON**  
SO · C · 7-0 · 244 **3**  
RIGA, LATVIA



**JOSH FULTON**  
SO · G · 6-6 · 186 **4**  
ATLANTA, GA.



**ELVIN EDMONDS IV**  
JR · G · 6-2 · 201 **5**  
HOPEWELL, VA.



**BRANDON MCCREESH**  
FR · G · 6-4 · 180 **10**  
THE BRONX, N.Y.



**JOSH ADOH**  
SR · G · 6-4 · 205 **11**  
BELLFLOWER, CALIF.



**QUIN BERGER**  
SO · G · 6-2 · 200 **12**  
MALVERN, PA.



**JOSH BASCOE**  
JR · G · 6-0 · 178 **13**  
MILTON, ONTARIO



**RUOT BIJEK**  
SO · F · 6-9 · 187 **22**  
WAUKEE, IOWA



**PIP AJAYI**  
JR · F · 6-7 · 230 **23**  
CALGARY, ALBERTA



**JACK FORREST**  
SR · G · 6-5 · 208 **24**  
LOWER MERION, PA.



**ALEK DELEV**  
SR · G · 6-0 · 152 **25**  
SOFIA, BULGARIA



**JOHN GRIFFIN III**  
HEAD COACH  
1ST SEASON



**MATT GRIFFIN**  
ASSISTANT COACH  
1ST SEASON



**BRANDEN MCDONALD**  
ASSISTANT COACH  
2ND SEASON



**JESSE FLANNERY**  
ASSISTANT COACH  
1ST SEASON



**MIKE WALLEY**  
DIRECTOR OF MBB OPS.  
1ST SEASON