

NCAA Gymnastics Score Sheet

Teams: Home Army Gymnastics

Visitor Navy Gymnastics

Date Jan 17, 2014

Place United States Military Academy

Attendance 0

		Name	D	1	2	3	4	nd	AVE			Name	D	1	2	3	4	nd	AVE	
FLOOR	1	Ian Howard	109	5.10	9.00	9.20			14.200	1	Eric Poletti	142	5.30	8.00	8.00				13.300	
	2	Joe Pritts	114	5.40	9.10	9.30			14.600	2	Eric Morrison	140	5.00	8.20	8.50				13.350	
	3	Jeremy Cahill	102	5.10	9.00	9.00			14.100	3	Eric Viscardi	147	5.80	6.80	6.80				-0.5	12.100
	4	Sam Kusnitz	110	5.80	9.10	9.10			14.900	4	Jonathan Tang	146	5.50	8.70	8.90					14.300
	5	Jesse Glenn	107	6.00	8.90	8.70			14.800	5	Mitchell Larios	139	5.60	8.60	8.40					14.100
	6	Kip Webber	119	6.40	7.60	7.80			14.100	6	Chris Junghans	137	5.60	8.60	8.60					-0.3

Floor Score: 72.600 Running Score: 72.600 Floor Score: 68.950 Running Score: 68.950

POMMEL	1	Connor Venrick	117	5.40	9.20	9.20			14.600	1	Alex Hoersten	135	5.40	8.10	8.10				13.500	
	2	Chris Short	115	4.40	9.10	8.90			13.400	2	Andrew Potts	143	5.50	8.60	8.90					14.250
	3	Michael York	120	4.20	8.30	8.50			12.600	3	Jonathan Tang	146	5.10	7.60	7.80					12.800
	4	Jesse Glenn	107	5.30	7.80	7.80			13.100	4	Eric Morrison	140	5.50	7.20	7.00					12.600
	5	Mike Tserkovnyuk	116	4.70	7.50	7.50			12.200	5	Connor Westrick	148	5.60	8.20	8.20					13.800
	6	Zachary Mancini	112	4.00	7.80	7.70			11.750	6	Chris Junghans	137	5.20	7.70	7.90					13.000

Pommel Score: 65.900 Running Score: 138.500 Pommel Score: 67.350 Running Score: 136.300

RINGS	1	Connor Venrick	117	5.00	7.80	7.50			12.650	1	Eric Poletti	142	5.10	8.00	7.80				13.000	
	2	Joe Pritts	114	4.80	7.00	6.70			11.650	2	Jonathan Tang	146	5.00	8.60	8.50					13.550
	3	Jacob Davies	103	4.90	8.00	7.70			12.750	3	Chris Junghans	137	5.30	9.00	8.60					14.100
	4	Alex Ganz	105	4.90	8.40	8.60			13.400	4	Eric Viscardi	147	5.30	8.00	8.00					13.300
	5	Jesse Glenn	107	5.60	8.70	8.70			14.300	5	Joshua Steves	145	5.90	8.80	8.80					14.700
	6	Kip Webber	119	5.80	8.70	8.70			14.500	6	Thomas Goodell	133	5.30	7.60	7.40					12.800

Rings Score: 67.600 Running Score: 206.100 Rings Score: 68.650 Running Score: 204.950

VAULT	1	Leo Genders	106	4.80	8.90	9.00			-0.1	13.650	1	Eric Poletti	142	4.80	7.90	8.20			-0.1	12.750	
	2	Joe Pritts	114	5.20	8.80	8.80			-0.3	13.700	2	Chris Junghans	137	4.80	7.90	7.60			-0.3	12.250	
	3	Sam Kusnitz	110	5.20	8.20	8.50			-0.3	13.250	3	Eric Viscardi	147	5.20	8.50	8.20				-0.3	13.250
	4	Jesse Glenn	107	5.20	9.30	9.50				14.600	4	Jonathan Tang	146	4.80	8.70	9.00				-0.1	13.550
	5	Kip Webber	119	5.60	9.20	9.10				14.750	5	Joshua Steves	145	5.20	8.50	8.60					13.750
	6	Jeremy Cahill	102	5.20	8.50	8.60				13.750	6	Mitchell Larios	139	5.70	9.40	9.50					15.150

Vault Score: 70.450 Running Score: 276.550 Vault Score: 68.450 Running Score: 273.400

PARALLEL BARS	1	Kip Webber	119	5.10	8.10	8.00			13.150	1	Thomas Goodell	133	5.00	6.90	7.20				12.050	
	2	Chris Short	115	5.10	8.60	8.60			13.700	2	Andrew Potts	143	4.60	8.50	8.40					13.050
	3	Jesse Glenn	107	5.30	8.90	9.00			14.250	3	Connor Westrick	148	5.00	7.80	8.00					12.900
	4	Jacob Davies	103	4.70	8.50	8.30			13.100	4	Jonathan Tang	146	5.30	6.80	7.20					12.300
	5	Mike Tserkovnyuk	116	4.70	8.80	9.00			13.600	5	Mitchell Larios	139	5.10	8.90	9.00					14.050
	6	Alex Ganz	105	4.80	8.90	8.90			13.700	6	Chris Junghans	137	5.20	7.60	7.70					12.850

P. Bar Score: 68.400 Running Score: 344.950 P. Bar Score: 65.150 Running Score: 338.550

HIGH BAR	1	Michael York	120	4.80	8.30	8.00			12.950	1	Andrew Potts	143	4.40	8.10	8.20				12.550	
	2	Leo Genders	106	4.80	8.40	8.30			13.150	2	John-Charles Arion	127	4.10	8.00	8.00					12.100
	3	Jeremy Cahill	102	4.90	8.40	8.60			13.400	3	Eric Poletti	142	4.70	7.30	7.50					12.100
	4	Jesse Glenn	107	5.90	8.90	8.90			14.800	4	Jonathan Tang	146	5.10	8.00	7.80					13.000
	5	Sam Kusnitz	110	4.70	9.00	9.00			13.700	5	Thomas Goodell	133	5.20	7.00	7.20					12.300
	6	Chris Short	115	4.40	8.60	8.70			13.050	6	Chris Junghans	137	4.60	7.80	7.60					12.300

H. Bar Score: 68.100 Running Score: 413.050 H. Bar Score: 62.250 Running Score: 400.800

Final Team Score: 413.050

Final Team Score: 400.800

All-Arounders

All-Arounders

	Glenn								Junghans	Tang									
FX	14.800								13.900	14.300									
PH	13.100								13.000	12.800									
SR	14.300								14.100	13.550									
VT	14.600								12.250	13.550									
PB	14.250								12.850	12.300									
HB	14.800								12.300	13.000									
AA	85.850								78.400	79.500									

Judge's Signatures * FX _____ * PH _____ * SR _____ * VT _____ * PB _____ * HB _____
 * Head Judge Bruce Temple Luke Baiungo Harry Berke Pete Graber Chris Adams Michael Gorn
 Bill Martin Abie Grossfeld Micky Curth Bob Whitney Ken Achiron Lenny Lucarello
 Coach's Signature _____ Coach's Signature _____

NCAA Gymnastics Score Sheet

Teams: Home Penn State University

Visitor Springfield College

Date Jan 17, 2014

Place United States Military Academy

Attendance 0

		Home						Visitor											
Name	D	1	2	3	4	nd	AVE	Name	D	1	2	3	4	nd	AVE				
FLOOR	1	Ismael Sanabria	165	5.90	9.00	9.20			15.000	1	Tim Lebossiere	182	4.90	7.20	7.20			12.100	
	2	Dominic DiFulvio	153	5.90	7.00	7.20			13.000	2	Andy Grabowski	177	5.10	8.40	8.60			13.600	
	3	Jeremy Munn	163	5.60	9.10	9.00			14.650	3	Brian Cogan	172	4.20	9.10	9.00			13.250	
	4	Alexis Torres	166	5.90	9.20	9.30			15.150	4	Jon Zirna	190	5.00	9.00	8.90			13.950	
	5	Trevor Howard	159	6.70	8.80	8.80			15.500	5	Tucker McClure	183	5.30	6.80	6.80			-0.1	12.000
	6	Matt Felleman	156	5.90	8.00	8.00			13.900	6	Nick Jama	180	0.90	1.00	1.00				1.900

Floor Score: 74.200 Running Score: 74.200 Floor Score: 64.900 Running Score: 64.900

Pommel	1	Christian McSwain	162	5.90	8.20	7.80			13.900	1	James Hennin	179	4.10	7.90	8.10			12.100
	2	Leroy Clarke	152	5.80	7.40	7.60			13.300	2	William Chin	171	4.80	7.80	8.20			12.800
	3	Matt Felleman	156	5.10	8.50	8.70			13.700	3	Tucker McClure	183	4.90	8.80	8.80			13.700
	4	Nestor Rodriguez	164	5.60	6.80	7.10			12.550	4	Brian Cogan	172	4.30	6.50	6.50			10.800
	5	Preston Gall	157	5.40	8.70	8.60			14.050	5	Pat Ryther	187	5.40	7.40	7.40			12.800
	6	Craig Hernandez	158	6.30	7.50	7.60			13.850	6	Jon Zirna	190	5.90	8.20	7.90			13.950

Pommel Score: 68.800 Running Score: 143.000 Pommel Score: 65.350 Running Score: 130.250

Rings	1	Dominic DiFulvio	153	5.20	8.00	8.30			13.350	1	Ian Stratton	188	4.20	8.20	8.50			12.550
	2	Leroy Clarke	152	5.50	8.40	8.60			14.000	2	Sam Docherty	174	4.30	7.00	6.60			11.100
	3	Ingvar Jochumsson	160	5.70	8.60	8.60			14.300	3	Jon Zirna	190	4.60	8.00	7.90			12.550
	4	Nestor Rodriguez	164	5.80	9.00	8.90			14.750	4	Pat Hanley	178	5.50	8.80	8.70			14.250
	5	Alexis Torres	166	6.60	8.50	8.50			15.100	5	Ryan Ponce	184	6.20	8.60	8.80			14.900
	6	Trevor Howard	159	6.40	8.40	8.80			15.000	6	William Chin	171	4.10	7.00	7.10			11.150

Rings Score: 73.150 Running Score: 216.150 Rings Score: 65.400 Running Score: 195.650

Vault	1	Ismael Sanabria	165	5.20	8.40	8.50			-0.1	13.550	1	Tim Lebossiere	182	4.40	9.00	8.70			-0.1	13.150
	2	Matt Felleman	156	5.20	9.40	9.50			14.650	2	Jon Zirna	190	4.40	8.70	8.60			-0.1	12.950	
	3	Alexis Torres	166	5.20	9.10	9.10			-0.1	14.200	3	Sam Docherty	174	4.80	8.70	8.50			-0.3	13.100
	4	Nestor Rodriguez	164	5.20	9.20	9.30			14.450	4	Garrett DeSantis	173	4.80	8.70	8.40			-0.3	13.050	
	5	Tristan Duverglas	154	5.60	9.40	9.10			14.850	5	Andy Grabowski	177	4.80	8.50	8.70			-0.1	13.300	
	6	Trevor Howard	159	5.60	8.90	8.70			14.400	6	Tucker McClure	183	4.80	8.90	8.70			-0.3	13.300	

Vault Score: 72.550 Running Score: 288.700 Vault Score: 65.900 Running Score: 261.550

P Bar	1	Dominic DiFulvio	153	5.20	8.90	8.90			14.100	1	Ryan Ponce	184	4.60	8.30	8.40			12.950
	2	Ingvar Jochumsson	160	5.50	8.80	8.80			14.300	2	Tim Lebossiere	182	4.30	8.20	8.20			12.500
	3	Preston Gall	157	5.80	8.90	9.10			14.800	3	Garrett DeSantis	173	4.20	7.20	7.40			11.500
	4	Leroy Clarke	152	6.00	8.50	8.40			14.450	4	Sam Docherty	174	4.50	8.90	8.90			13.400
	5	Trevor Howard	159	6.50	7.70	7.80			14.250	5	James Hennin	179	4.60	8.10	7.90			12.600
	6	Nestor Rodriguez	164	6.00	8.70	8.70			14.700	6	Jon Zirna	190	5.00	9.00	8.90			13.950

P. Bar Score: 72.500 Running Score: 361.200 P. Bar Score: 65.400 Running Score: 326.950

H Bar	1	Dominic DiFulvio	153	4.90	7.50	7.90			12.600	1	Andy Grabowski	177	4.10	8.50	8.50			12.600
	2	Leroy Clarke	152	5.20	8.40	8.10			13.450	2	Derek Taranto	189	4.30	8.60	8.70			12.950
	3	Trevor Howard	159	5.30	8.00	8.30			13.450	3	Brian Cogan	172	4.20	7.00	7.00			11.200
	4	Nestor Rodriguez	164	5.70	7.40	7.20			13.000	4	Tucker McClure	183	4.30	8.40	8.60			12.800
	5	Matt Felleman	156	6.20	8.10	8.30			14.400	5	Garrett DeSantis	173	4.50	7.20	7.50			11.850
	6									6	James Hennin	179	4.50	7.50	7.10			11.800

H. Bar Score: 66.900 Running Score: 428.100 H. Bar Score: 62.000 Running Score: 388.950

Final Team Score: 428.100

Final Team Score: 388.950

All-Arounders

All-Arounders

	Zirna
	13.950
	13.950
	12.550
	12.950
	13.950
	12.450
	79.800

Judge's Signatures	* FX	* PH	* SR	* VT	* PB	* HB
* Head Judge	Bruce Temple	Luke Baiungo	Harry Berke	Pete Graber	Chris Adams	Michael Gorn
Coach's Signature	Bill Martin	Abie Grossfeld	Micky Curth	Bob Whitney	Ken Achiron	Lenny Lucarello

NCAA Gymnastics Score Sheet

Teams: Home Temple University Visitor William & Mary College

Date Jan 17, 2014 Place United States Military Academy Attendance 0

Name		D	1	2	3	4	nd	AVE	Name		D	1	2	3	4	nd	AVE
FLOOR	1 Pat Henley	198	5.10	8.70	8.40			13.650	1 Aria Sabbagh	222	4.50	7.90	8.10				12.500
	2 Brendan Williams	208	5.30	8.50	8.50			13.800	2 J.J. Jindra	218	4.80	8.60	8.70				13.450
	3 Phil Pruett	204	5.40	8.50	8.60			13.950	3 Keaton Ackerman	210	5.00	8.80	8.90				13.850
	4 Casey Polizzotto	203	5.10	8.90	8.70			13.900	4 Landon Funciello	215	5.60	9.30	9.40				14.950
	5 Blaise Cosenza	195	5.00	9.00	8.80			13.900	5 Daniel Potemski	221	5.50	7.80	8.00				13.400
	6 John Leonard	201	4.60	9.00	9.00			13.600	6 Neal Courter	213	6.00	9.20	9.20				15.200

Floor Score: **69.200** Running Score: **69.200** Floor Score: **70.850** Running Score: **70.850**

Pommel	1 Jakob Welsh	207	5.10	8.00	8.00			13.100	1 Rob Meyer	219	4.90	8.40	8.20				13.200
	2 Mark Vaccaro	206	4.90	7.20	7.40			12.200	2 J.J. Jindra	218	4.50	9.10	8.90				13.500
	3 Phil Pruett	204	4.40	8.90	8.80			13.250	3 Peter Ten Eyck	223	5.60	7.90	8.10				13.600
	4 Charles Baldi	191	4.40	7.80	7.60			12.100	4 Keaton Ackerman	210	5.80	8.40	8.20				14.100
	5 Brendan Williams	208	5.40	9.20	9.40			14.700	5 Daniel Potemski	221	5.50	7.90	8.20				13.550
	6 Mike Bittner	192	4.90	9.10	9.30			14.100	6 Jason Wang	226	5.60	9.60	9.40				15.100

Pommel Score: **67.350** Running Score: **136.550** Pommel Score: **69.850** Running Score: **140.700**

Rings	1 Grady Cooper	194	4.40	8.00	8.00			12.400	1 Peter Ten Eyck	223	4.90	7.60	7.20				12.300
	2 Mark Vaccaro	206	4.70	8.60	8.20			13.100	2 J.J. Jindra	218	5.70	8.00	8.40				13.900
	3 Antone Wright	209	4.90	7.50	7.70			12.500	3 Sam Patterson	220	5.00	7.20	7.00				12.100
	4 Jon Rydzefski	205	4.70	8.20	8.20			12.900	4 Daniel Potemski	221	5.10	8.70	8.70				13.800
	5 Evan Eigner	196	5.80	8.00	8.00			13.800	5 Landon Funciello	215	6.70	9.20	9.30				15.950
										6 Aria Sabbagh	222	4.40	8.00	8.30			

Rings Score: **64.700** Running Score: **201.250** Rings Score: **68.500** Running Score: **209.200**

Vault	1 Brendan Williams	208	4.50	9.30	9.50			13.900	1 Keaton Ackerman	210	4.40	8.70	8.90			-0.1	13.100
	2 Mike Bittner	192	4.40	9.20	9.30			13.650	2 Michael Deitz	214	4.80	9.00	9.20				13.900
	3 Pat Henley	198	4.40	9.20	9.30			13.650	3 Landon Funciello	215	4.40	9.10	9.10				13.500
	4 Phil Pruett	204	4.40	8.80	8.90			13.250	4 Daniel Potemski	221	5.20	8.90	9.10				14.200
	5 Casey Polizzotto	203	4.80	9.00	8.70			13.650	5 Neal Courter	213	5.60	9.30	9.30			-0.1	14.800
	6 Jon Rydzefski	205	5.20	8.50	8.40			13.650	6 Aria Sabbagh	222	4.40	9.20	9.30				13.650

Vault Score: **68.500** Running Score: **269.750** Vault Score: **70.050** Running Score: **279.250**

P Bar	1 Jakob Welsh	207	4.60	8.80	8.80			13.400	1 Futa Ikeda	217	4.70	8.10	7.80				12.650
	2 Phil Pruett	204	4.60	8.80	8.80			13.400	2 Rob Meyer	219	4.30	8.80	8.80				13.100
	3 Colton Howard	199	4.90	8.90	8.70			13.700	3 J.J. Jindra	218	5.40	8.80	8.80				14.200
	4 Blaise Cosenza	195	4.80	6.70	6.40			11.350	4 Daniel Potemski	221	5.00	9.00	9.20				14.100
	5 Jon Rydzefski	205	4.90	8.50	8.50			13.400	5 Sam Patterson	220	5.20	9.20	9.20				14.400
	6 Brendan Williams	208	4.60	8.80	9.00			13.500	6 Landon Funciello	215	5.70	8.70	8.80				14.450

P. Bar Score: **67.400** Running Score: **337.150** P. Bar Score: **70.250** Running Score: **349.500**

H Bar	1 Casey Polizzotto	203	4.20	8.50	8.40			12.650	1 Aria Sabbagh	222	4.20	8.20	8.40				12.500
	2 Jakob Welsh	207	4.30	8.00	7.90			12.250	2 Keaton Ackerman	210	5.20	8.40	8.20				13.500
	3 Colton Howard	199	4.20	6.50	6.50			10.700	3 J.J. Jindra	218	5.10	8.70	8.90				13.900
	4 Blaise Cosenza	195	4.90	7.20	7.40			12.200	4 Daniel Potemski	221	4.70	8.10	8.50				13.000
	5 Mike Bittner	192	4.90	7.40	7.20			12.200	5 Michael Deitz	214	5.10	7.90	8.00				13.050
	6 Jon Rydzefski	205	4.80	7.50	7.30			12.200	6 Neal Courter	213	5.40	8.30	8.40				13.750

H. Bar Score: **61.500** Running Score: **398.650** H. Bar Score: **67.200** Running Score: **416.700**

Final Team Score: **398.650**

Final Team Score: **416.700**

All-Arounders

All-Arounders

	Jindra	Potemski	Sabbagh			
FX	13.450	13.400	12.500			
PH	13.500	13.550	12.200			
SR	13.900	13.800	12.550			
VT	13.300	14.200	13.650			
PB	14.200	14.100	12.400			
HB	13.900	13.000	12.500			
AA	82.250	82.050	75.800			

Judge's Signatures * FX Bruce Temple * PH Luke Baiungo * SR Harry Berke * VT Pete Graber * PB Chris Adams * HB Michael Gorn

* Head Judge FX Bill Martin PH Abie Grossfeld SR Micky Curth VT Bob Whitney PB Ken Achiron HB Lenny Lucarello

Coach's Signature _____ Coach's Signature _____

2014 NCAA WPO Prelims







Meet Results

Jan 17, 2014

Men / E

Session: 1







Judge's Signatures

Rank	Num	Name	Gym							AA
1	107	Jesse Glenn	Army	Diff: 6.000	5.300	5.600	5.200	5.300	5.900	
				Exec: 8.800	7.800	8.700	9.400	8.950	8.900	
				ND: _____	_____	_____	_____	_____	_____	
				Final: 14.800	13.100	14.300	14.600	14.250	14.800	85.850
				Place: 7	23T	8T	6	7T	1	1
2	159	Trevor Howard	Penn State	Diff: 6.700	5.000	6.400	5.600	6.500	5.300	
				Exec: 8.800	6.050	8.600	8.800	7.750	8.150	
				ND: _____	_____	_____	_____	_____	_____	
				Final: 15.500	11.050	15.000	14.400	14.250	13.450	83.650
				Place: 1	38	3	8	8T	8T	2
3	218	J.J. Jindra	William And Mary	Diff: 4.800	4.500	5.700	4.400	5.400	5.100	
				Exec: 8.650	9.000	8.200	8.900	8.800	8.800	
				ND: _____	_____	_____	_____	_____	_____	
				Final: 13.450	13.500	13.900	13.300	14.200	13.900	82.250
				Place: 26	16T	13	26T	9	3	3
4	221	Daniel Potemski	William And Mary	Diff: 5.500	5.500	5.100	5.200	5.000	4.700	
				Exec: 7.900	8.050	8.700	9.000	9.100	8.300	
				ND: _____	_____	_____	_____	_____	_____	
				Final: 13.400	13.550	13.800	14.200	14.100	13.000	82.050
				Place: 27	15	14T	10T	10T	13T	4
5	190	Jon Zirna	Springfield	Diff: 5.000	5.900	4.600	4.400	5.000	4.100	
				Exec: 8.950	8.050	7.950	8.650	8.950	8.350	
				ND: _____	_____	_____	-0.100	_____	_____	
				Final: 13.950	13.950	12.550	12.950	13.950	12.450	79.800
				Place: 15T	8	28T	36*	13	24	5
6	146	Jonathan Tang	Navy	Diff: 5.500	5.100	5.000	4.800	5.300	5.100	
				Exec: 8.800	7.700	8.550	8.850	7.000	7.900	
				ND: _____	_____	_____	-0.100	_____	_____	
				Final: 14.300	12.800	13.550	13.550	12.300	13.000	79.500
				Place: 10	26T	16	23T	36	14T	6
7	137	Chris Junghans	Navy	Diff: 5.600	5.200	5.300	4.800	5.200	4.600	
				Exec: 8.600	7.800	8.800	7.750	7.650	7.700	
				ND: -0.300	_____	_____	-0.300	_____	_____	
				Final: 13.900	13.000	14.100	12.250	12.850	12.300	78.400
				Place: 19T	24	11	40	30	25T	7
8	222	Aria Sabbagh	William And Mary	Diff: 4.500	3.800	4.400	4.400	4.300	4.200	
				Exec: 8.000	8.400	8.150	9.250	8.100	8.300	
				ND: _____	_____	_____	_____	_____	_____	
				Final: 12.500	12.200	12.550	13.650	12.400	12.500	75.800
				Place: 35	31T	27T	17*	35	23	8
9	164	Nestor Rodriguez	Penn State	Diff: _____	5.600	5.800	5.200	6.000	5.700	
				Exec: _____	6.950	8.950	9.250	8.700	7.300	
				ND: _____	_____	_____	_____	_____	_____	
				Final: _____	12.550	14.750	14.450	14.700	13.000	69.450
				Place: 55*	30	5	7	2	15T	9
10	215	Landon Funicello	William And Mary	Diff: 5.600	_____	6.700	4.400	5.700	_____	
				Exec: 9.350	_____	9.250	9.100	8.750	_____	
				ND: _____	_____	_____	_____	_____	_____	
				Final: 14.950	_____	15.950	13.500	14.450	_____	58.850
				Place: 5	64*	1	25	3T	65*	10

2014 NCAA WPO Prelims

Meet Results







Jan 17, 2014

Rank	Num	Name	Gym							AA
11	156	Matt Felleman	Penn State	Diff: 5.900	5.100	___	5.200	___	6.200	
				Exec: 8.000	8.600	___	9.450	___	8.200	
				ND: ___	___	___	___	___	___	
				Final: 13.900	13.700	___	14.650	___	14.400	56.650
				Place: 20T	13T	109*	5	114*	2	11
12	119	Kip Webber	Army	Diff: 6.400	___	5.800	5.600	5.100	___	
				Exec: 7.700	___	8.700	9.150	8.050	___	
				ND: ___	___	___	___	___	___	
				Final: 14.100	___	14.500	14.750	13.150	___	56.500
				Place: 14T	86*	7	4	23	85*	12
13	208	Brendan Williams	Temple	Diff: 5.300	5.400	___	4.500	4.600	___	
				Exec: 8.500	9.300	___	9.400	8.900	___	
				ND: ___	___	___	___	___	___	
				Final: 13.800	14.700	___	13.900	13.500	___	55.900
				Place: 22	2	78*	11T	18	77*	13
14	152	Leroy Clarke	Penn State	Diff: ___	5.800	5.500	___	6.000	5.200	
				Exec: ___	7.500	8.500	___	8.450	8.250	
				ND: ___	___	___	___	___	___	
				Final: ___	13.300	14.000	___	14.450	13.450	55.200
				Place: 105*	19	12	105*	4T	7T	14
15	210	Keaton Ackerman	William And Mary	Diff: 5.000	5.800	___	4.400	___	5.200	
				Exec: 8.850	8.300	___	8.800	___	8.300	
				ND: ___	___	___	-0.100	___	___	
				Final: 13.850	14.100	___	13.100	___	13.500	54.550
				Place: 21	6T	63*	33T	67*	6	15
16	204	Phil Pruett	Temple	Diff: 5.400	4.400	___	4.400	4.600	___	
				Exec: 8.550	8.850	___	8.850	8.800	___	
				ND: ___	___	___	___	___	___	
				Final: 13.950	13.250	___	13.250	13.400	___	53.850
				Place: 16T	20	79*	29T	21*	81*	16
17	153	Dominic DiFulvio	Penn State	Diff: 5.900	___	5.200	___	5.200	4.900	
				Exec: 7.100	___	8.150	___	8.900	7.700	
				ND: ___	___	___	___	___	___	
				Final: 13.000	___	13.350	___	14.100	12.600	53.050
				Place: 34	106*	18	106*	11T	21T	17
18	145	Joshua Steves	Navy	Diff: ___	___	5.900	5.200	4.500	4.400	
				Exec: ___	___	8.800	8.550	8.000	7.550	
				ND: ___	___	___	___	___	___	
				Final: ___	___	14.700	13.750	12.500	11.950	52.900
				Place: 122*	115*	6	13*	34T	33	18
19	205	Jon Rydzefski	Temple	Diff: ___	___	4.700	5.200	4.900	4.800	
				Exec: ___	___	8.200	8.450	8.500	7.400	
				ND: ___	___	___	___	___	___	
				Final: ___	___	12.900	13.650	13.400	12.200	52.150
				Place: 82*	80*	22	21T	22T	28T	19
20	183	Tucker McClure	Springfield	Diff: 5.300	4.900	___	4.800	___	4.300	
				Exec: 6.800	8.800	___	8.800	___	8.500	
				ND: -0.100	___	___	-0.300	___	___	
				Final: 12.000	13.700	___	13.300	___	12.800	51.800
				Place: 38	12T	38*	27T	45*	18	20

2014 NCAA WPO Prelims

Meet Results

Jan 17, 2014







Rank	Num	Name	Gym							AA
21	142	Eric Poletti	Navy	Diff: 5.300	5.100	4.800	4.700			
				Exec: 8.000	7.900	8.050	7.400			
				ND: _____	_____	-0.100	_____	_____	_____	
				Final: 13.300	13.000	12.750	12.100			51.150
				Place: 30T	121*	21	38	121*	32T	21
22	133	Thomas Goodell	Navy	Diff: _____	0.000	5.300	4.400	5.000	5.200	
				Exec: _____	0.000	7.500	8.650	7.050	7.100	
				ND: _____	_____	_____	-0.100	_____	_____	
				Final: _____	0.000	12.800	12.950	12.050	12.300	50.100
				Place: 118*	118*	23	37*	38T	26T	22
23	123	Ron Ayello	Brockport	Diff: 4.900	4.500	3.200	3.500			
				Exec: 8.350	7.700	9.100	8.550			
				ND: _____	_____	_____	_____	_____	_____	
				Final: 13.250	12.200	12.300	12.050			49.800
				Place: 32T	85*	32	39	37T	91*	23
24	147	Eric Viscardi	Navy	Diff: 5.800	5.300	5.200	4.300			
				Exec: 6.800	8.000	8.350	6.500			
				ND: -0.500	_____	-0.300	_____	_____	_____	
				Final: 12.100	13.300	13.250	10.800			49.450
				Place: 37T	108*	19	31*	42	122*	24
25	166	Alexis Torres	Penn State	Diff: 5.900	6.600	5.200				
				Exec: 9.250	8.500	9.100				
				ND: _____	_____	-0.100	_____	_____	_____	
				Final: 15.150	15.100	14.200				44.450
				Place: 3	57*	2	9T	56*	54*	25
26	213	Neal Courter	William And Mary	Diff: 6.000		5.600		5.400		
				Exec: 9.200		9.300		8.350		
				ND: _____	_____	-0.100	_____	_____	_____	
				Final: 15.200		14.800		13.750		43.750
				Place: 2	65*	60*	3	64*	4	26
27	139	Mitchell Larios	Navy	Diff: 5.600		5.700	5.100			
				Exec: 8.500		9.450	8.950			
				ND: _____	_____	_____	_____	_____	_____	
				Final: 14.100		15.150	14.050			43.300
				Place: 13T	125*	120*	1	12	124*	27
28	110	Sam Kusnitz	Army	Diff: 5.800		5.200		4.700		
				Exec: 9.100		8.350		9.000		
				ND: _____	_____	-0.300	_____	_____	_____	
				Final: 14.900		13.250		13.700		41.850
				Place: 6	100*	102*	30*	104*	5	28
29	102	Jeremy Cahill	Army	Diff: 5.100		5.200		4.900		
				Exec: 9.000		8.550		8.500		
				ND: _____	_____	_____	_____	_____	_____	
				Final: 14.100		13.750		13.400		41.250
				Place: 12T	99*	97*	14*	99*	9	29
30	203	Casey Polizzotto	Temple	Diff: 5.100		4.800		4.200		
				Exec: 8.800		8.850		8.450		
				ND: _____	_____	_____	_____	_____	_____	
				Final: 13.900		13.650		12.650		40.200
				Place: 18T	79*	81*	20T	81*	19	30

2014 NCAA WPO Prelims

Meet Results

Jan 17, 2014







Men / E
Session: 1

Rank	Num	Name	Gym							AA	
31	115	Chris Short	Army	Diff:	4.400	5.100	4.400		
				Exec:	9.000	8.600	8.650		
				ND:				
				Final:	13.400	13.700	13.050	40.150	
				Place:	101*	18	100*	101*	16T	11T	31
32T	114	Joe Pritts	Army	Diff: 5.400	4.800	5.200		
				Exec: 9.200	6.850	8.800		
				ND:	-0.300		
				Final: 14.600	11.650	13.700	39.950	
				Place:	9	87*	34	15	88*	100*	32T
33T	192	Mike Bittner	Temple	Diff:	4.900	4.400	4.900		
				Exec:	9.200	9.250	7.300		
				ND:		
				Final:	14.100	13.650	12.200	39.950	
				Place:	46*	5T	44*	18*	49*	29*	33T
34	143	Andrew Potts	Navy	Diff:	5.500	4.600	4.400		
				Exec:	8.750	8.450	8.150		
				ND:		
				Final:	14.250	13.050	12.550	39.850	
				Place:	123*	4	123*	121*	26	22	34
35	177	Andy Grabowski	Springfield	Diff: 5.100	4.800	4.100		
				Exec: 8.500	8.600	8.500		
				ND:	-0.100		
				Final: 13.600	13.300	12.600	39.500	
				Place:	25T	52*	55*	28T	58*	20T	35
36	207	Jakob Welsh	Temple	Diff:	5.100	4.600	4.300		
				Exec:	8.000	8.800	7.950		
				ND:		
				Final:	13.100	13.400	12.250	38.750	
				Place:	78*	22T	77*	80*	20*	27	36
37	182	Tim Lebossiere	Springfield	Diff: 4.900	4.400	4.300		
				Exec: 7.200	8.850	8.200		
				ND:	-0.100		
				Final: 12.100	13.150	12.500	37.750	
				Place:	36T	44*	40*	32	33T	41*	37
38	174	Sam Docherty	Springfield	Diff:	4.300	4.800	4.500		
				Exec:	6.800	8.600	8.900		
				ND:	-0.300		
				Final:	11.100	13.100	13.400	37.600	
				Place:	59*	60*	37	34T	19T	57*	38
39	195	Blaise Cosenza	Temple	Diff: 5.000	4.800	4.900		
				Exec: 8.900	6.550	7.300		
				ND:		
				Final: 13.900	11.350	12.200	37.450	
				Place:	17T	77*	74*	78*	41	30*	39
40	179	James Hennin	Springfield	Diff:	4.100	4.600	4.500		
				Exec:	8.000	8.000	7.300		
				ND:		
				Final:	12.100	12.600	11.800	36.500	
				Place:	44*	35T	56*	45*	32	35	40

2014 NCAA WPO Prelims

Meet Results







Jan 17, 2014

Rank	Num	Name	Gym							AA	
41	173	Garrett DeSantis	Springfield	Diff:	4.800	4.200	4.500				
				Exec:	8.550	7.300	7.350				
				ND:			-0.300				
				Final:	13.050	11.500	11.850			36.400	
				Place:	61*	62*	58*	35	40	34	41
42	172	Brian Cogan	Springfield	Diff: 4.200	4.300	4.200		
				Exec: 9.050	6.500	7.000		
				ND:							
				Final: 13.250	10.800	11.200	35.250	
				Place:	31T	39	54*	60*	62*	36	42
43	122	David Albaranes	Brockport	Diff:	3.200	4.200	3.600		
				Exec:	6.500	7.000	8.600		
				ND:			-0.300				
				Final:	9.700	11.200	11.900	32.800	
				Place:	85*	40	35	41	93*	84*	43
44	126	Matthew Power	Brockport	Diff:	2.800	3.400	2.800		
				Exec:	4.500	8.300	7.950		
				ND:							
				Final:	7.300	11.700	10.750	29.750	
				Place:	92*	41	87*	92*	39	37	44
45	157	Preston Gall	Penn State	Diff:	5.400	5.800		
				Exec:	8.650	9.000		
				ND:							
				Final:	14.050	14.800	28.850	
				Place:	114*	7	113*	114*	1	113*	45
46	160	Ingvar Jochumsson	Penn State	Diff:	5.700	5.500		
				Exec:	8.600	8.800		
				ND:							
				Final:	14.300	14.300	28.600	
				Place:	110*	112*	9T	110*	6	112*	46
47	165	Ismael Sanabria	Penn State	Diff: 5.900	5.200		
				Exec: 9.100	8.450		
				ND:			-0.100				
				Final: 15.000	13.550	28.550	
				Place:	4	56*	52*	24T	84*	53*	47
48	184	Ryan Ponce	Springfield	Diff:	6.200	4.600		
				Exec:	8.700	8.350		
				ND:							
				Final:	14.900	12.950	27.850	
				Place:	43*	42*	4	44*	27	39*	48
49	198	Pat Henley	Temple	Diff: 5.100	4.400		
				Exec: 8.550	9.250		
				ND:							
				Final: 13.650	13.650	27.300	
				Place:	23	74*	73*	16*	74*	74*	49
50	117	Connor Venrick	Army	Diff:	5.400	5.000		
				Exec:	9.200	7.650		
				ND:							
				Final:	14.600	12.650	27.250	
				Place:	87*	3	25	87*	89*	86*	50

2014 NCAA WPO Prelims

Meet Results

Jan 17, 2014







Rank	Num	Name	Gym							AA	
51	105	Alex Ganz	Army	Diff:	4.900	4.800		
				Exec:	8.500	8.900		
				ND:							
				Final:	13.400	13.700	27.100	
				Place:	95*	96*	17	95*	14T	94*	51
52	214	Michael Deitz	William And Mary	Diff:	4.800	5.100		
				Exec:	9.100	7.950		
				ND:							
				Final:	13.900	13.050	26.950	
				Place:	66*	63*	61*	12T	65*	12T	52
53T	106	Leo Genders	Army	Diff:	4.800	4.800		
				Exec:	8.950	8.350		
				ND:		-0.100		
				Final:	13.650	13.150	26.800	
				Place:	96*	103*	93*	19T	95*	10	53T
54T	135	Alex Hoersten	Navy	Diff: 4.900	5.400		
				Exec: 8.400	8.100		
				ND:		
				Final: 13.300	13.500	26.800	
				Place:	29T	17T	117*	116*	116*	118*	54T
55	148	Connor Westrick	Navy	Diff:	5.600	5.000		
				Exec:	8.200	7.900		
				ND:		
				Final:	13.800	12.900	26.700	
				Place:	115*	11	122*	115*	29T	115*	55
56	220	Sam Patterson	William And Mary	Diff:	5.000	5.200		
				Exec:	7.100	9.200		
				ND:		
				Final:	12.100	14.400	26.500	
				Place:	70*	70*	33	71*	5	69*	56
57	178	Pat Hanley	Springfield	Diff:	4.000	5.500		
				Exec:	8.100	8.750		
				ND:		
				Final:	12.100	14.250	26.350	
				Place:	51*	34T	10	52*	59*	49*	57
58	219	Rob Meyer	William And Mary	Diff:	4.900	4.300		
				Exec:	8.300	8.800		
				ND:		
				Final:	13.200	13.100	26.300	
				Place:	63*	21	70*	64*	24T	62*	58
59	140	Eric Morrison	Navy	Diff: 5.000	5.500		
				Exec: 8.350	7.100		
				ND:		
				Final: 13.350	12.600	25.950	
				Place:	28	29T	124*	125*	125*	125*	59
60	223	Peter Ten Eyck	William And Mary	Diff:	5.600	4.900		
				Exec:	8.000	7.400		
				ND:		
				Final:	13.600	12.300	25.900	
				Place:	71*	14	31	72*	73*	70*	60

2014 NCAA WPO Prelims

Meet Results

Jan 17, 2014

Men / E
Session: 1







Rank	Num	Name	Gym							AA	
61	103	Jacob Davies	Army	Diff:	4.900	4.700		
				Exec:	7.850	8.400		
				ND:							
				Final:	12.750	13.100	25.850	
				Place:	99*	97*	24	99*	25T	98*	61
62	116	Mike Tserkovnyuk	Army	Diff:	4.700	4.700		
				Exec:	7.500	8.900		
				ND:							
				Final:	12.200	13.600	25.800	
				Place:	94*	32T	85*	94*	17	93*	62
63	120	Michael York	Army	Diff:	4.200	4.800		
				Exec:	8.400	8.150		
				ND:							
				Final:	12.600	12.950	25.550	
				Place:	86*	28T	84*	86*	85*	17T	63
64	206	Mark Vaccaro	Temple	Diff:	4.900	4.700		
				Exec:	7.300	8.400		
				ND:							
				Final:	12.200	13.100	25.300	
				Place:	80*	33T	20	79*	79*	79*	64
65	199	Colton Howard	Temple	Diff:	4.900	4.200		
				Exec:	8.800	6.500		
				ND:							
				Final:	13.700	10.700	24.400	
				Place:	73*	75*	71*	75*	15T	38	65
66	171	William Chin	Springfield	Diff:	4.800	4.100		
				Exec:	8.000	7.050		
				ND:							
				Final:	12.800	11.150	23.950	
				Place:	60*	25T	36	62*	61*	59*	66
67	180	Nick Jama	Springfield	Diff: 0.900	4.500		
				Exec: 1.000	9.100		
				ND:							
				Final: 1.900	13.600	15.500	
				Place:	40	45*	41*	22	46*	42*	67
68	226	Jason Wang	William And Mary	Diff:	5.600		
				Exec:	9.500		
				ND:							
				Final:	15.100	15.100	
				Place:	68*	1	67*	69*	70*	67*	68
69	154	Tristan Duverglas	Penn State	Diff:	5.600		
				Exec:	9.250		
				ND:							
				Final:	14.850	14.850	
				Place:	106*	113*	104*	2	106*	105*	69
70	163	Jeremy Munn	Penn State	Diff: 5.600		
				Exec: 9.050		
				ND:							
				Final: 14.650	14.650	
				Place:	8	111*	111*	57*	112*	82*	70

2014 NCAA WPO Prelims

Meet Results

Jan 17, 2014

Men / E
Session: 1







Rank	Num	Name	Gym							AA					
71	109	Ian Howard	Army	Diff: 5.100	Exec: 9.100	ND:	Final: 14.200	Place: 11	102*	98*	103*	103*	102*	14.200	71
72	162	Christian McSwain	Penn State	Diff: 5.900	Exec: 8.000	ND:	Final: 13.900	Place: 83*	9	110*	56*	111*	111*	13.900	72
73	158	Craig Hernandez	Penn State	Diff: 6.300	Exec: 7.550	ND:	Final: 13.850	Place: 112*	10	114*	112*	115*	114*	13.850	73
74	196	Evan Eigner	Temple	Diff: 5.800	Exec: 8.000	ND:	Final: 13.800	Place: 77*	78*	15T	76*	78*	75*	13.800	74
75	201	John Leonard	Temple	Diff: 4.600	Exec: 9.000	ND:	Final: 13.600	Place: 24T	83*	76*	83*	82*	73*	13.600	75
76	185	Kyle Reasoner	Springfield	Diff: 4.400	Exec: 8.750	ND:	Final: 13.150	Place: 33	43*	39*	42*	43*	40*	13.150	76
77	189	Derek Taranto	Springfield	Diff: 4.300	Exec: 8.650	ND:	Final: 12.950	Place: 50*	49*	48*	49*	50*	16T	12.950	77
78	175	Eric Espejo	Springfield	Diff: 4.100	Exec: 8.800	ND:	Final: 12.900	Place: 57*	58*	59*	58*	28T	55*	12.900	78
79	187	Pat Ryther	Springfield	Diff: 5.400	Exec: 7.400	ND:	Final: 12.800	Place: 42*	27T	47*	50*	51*	48*	12.800	79
80	217	Futa Ikeda	William And Mary	Diff: 4.700	Exec: 7.950	ND:	Final: 12.650	Place: 62*	72*	69*	63*	31	61*	12.650	80

2014 NCAA WPO Prelims

Meet Results

Jan 17, 2014

Men / E
Session: 1







Rank	Num	Name	Gym							AA
81	188	Ian Stratton	Springfield	Diff:	4.200	
				Exec:	8.350	
				ND:	
				Final:	12.550	12.550
				Place:	49*	51*	26T	81
82	209	Antone Wright	Temple	Diff:	4.900	
				Exec:	7.600	
				ND:	
				Final:	12.500	12.500
				Place:	79*	73*	29	82
83	194	Grady Cooper	Temple	Diff:	4.400	
				Exec:	8.000	
				ND:	
				Final:	12.400	12.400
				Place:	76*	48*	30	83
84T	127	John-Charles Arion	Navy	Diff:	4.100	
				Exec:	8.000	
				ND:	
				Final:	12.100	12.100
				Place:	93*	93*	91*	84T
85T	191	Charles Baldi	Temple	Diff:	4.400	
				Exec:	7.700	
				ND:	
				Final:	12.100	12.100
				Place:	48*	36T	46*	85T
86	112	Zachary Mancini	Army	Diff:	4.000	
				Exec:	7.750	
				ND:	
				Final:	11.750	11.750
				Place:	102*	37	101*	86
87	124	Justin Sullivan	Brockport	Diff: 3.400	
				Exec: 7.800	
				ND:	
				Final: 11.200	11.200
				Place:	39	92*	83*	87
88*	170	Desmond Carr	Springfield	Diff:	
				Exec:	
				ND:	
				Final:	0.000
				Place:	53*	61*	50*	88*
89*	169	Joe Capobianco	Springfield	Diff:	
				Exec:	
				ND:	
				Final:	0.000
				Place:	52*	54*	49*	89*
90*	181	Ryan Kearns	Springfield	Diff:	
				Exec:	
				ND:	
				Final:	0.000
				Place:	45*	46*	42*	90*

2014 NCAA WPO Prelims

Meet Results

Jan 17, 2014

Men / E
Session: 1







Rank	Num	Name	Gym							AA
91*	176	Conor Galvin	Springfield	Diff: _____	Diff: _____	Diff: _____	Diff: _____	Diff: _____	Diff: _____	
				Exec: _____	Exec: _____	Exec: _____	Exec: _____	Exec: _____	Exec: _____	
				ND: _____	ND: _____	ND: _____	ND: _____	ND: _____	ND: _____	
				Final: _____	Final: _____	Final: _____	Final: _____	Final: _____	Final: _____	0.000
				Place: 58*	Place: 59*	Place: 57*	Place: 59*	Place: 60*	Place: 56*	91*
92*	168	Blake Young	Penn State	Diff: _____	Diff: _____	Diff: _____	Diff: _____	Diff: _____	Diff: _____	
				Exec: _____	Exec: _____	Exec: _____	Exec: _____	Exec: _____	Exec: _____	
				ND: _____	ND: _____	ND: _____	ND: _____	ND: _____	ND: _____	
				Final: _____	Final: _____	Final: _____	Final: _____	Final: _____	Final: _____	0.000
				Place: 54*	Place: 53*	Place: 51*	Place: 53*	Place: 55*	Place: 50*	92*
93*	155	Adrian Evans	Penn State	Diff: _____	Diff: _____	Diff: _____	Diff: _____	Diff: _____	Diff: _____	
				Exec: _____	Exec: _____	Exec: _____	Exec: _____	Exec: _____	Exec: _____	
				ND: _____	ND: _____	ND: _____	ND: _____	ND: _____	ND: _____	
				Final: _____	Final: _____	Final: _____	Final: _____	Final: _____	Final: _____	0.000
				Place: 113*	Place: 114*	Place: 105*	Place: 113*	Place: 107*	Place: 106*	93*
94*	151	Franz Card	Penn State	Diff: _____	Diff: _____	Diff: _____	Diff: _____	Diff: _____	Diff: _____	
				Exec: _____	Exec: _____	Exec: _____	Exec: _____	Exec: _____	Exec: _____	
				ND: _____	ND: _____	ND: _____	ND: _____	ND: _____	ND: _____	
				Final: _____	Final: _____	Final: _____	Final: _____	Final: _____	Final: _____	0.000
				Place: 107*	Place: 105*	Place: 106*	Place: 107*	Place: 108*	Place: 107*	94*
95*	167	Justin Valentin	Penn State	Diff: _____	Diff: _____	Diff: _____	Diff: _____	Diff: _____	Diff: _____	
				Exec: _____	Exec: _____	Exec: _____	Exec: _____	Exec: _____	Exec: _____	
				ND: _____	ND: _____	ND: _____	ND: _____	ND: _____	ND: _____	
				Final: _____	Final: _____	Final: _____	Final: _____	Final: _____	Final: _____	0.000
				Place: 56*	Place: 55*	Place: 53*	Place: 55*	Place: 57*	Place: 52*	95*
96*	161	Brian Manning	Penn State	Diff: _____	Diff: _____	Diff: _____	Diff: _____	Diff: _____	Diff: _____	
				Exec: _____	Exec: _____	Exec: _____	Exec: _____	Exec: _____	Exec: _____	
				ND: _____	ND: _____	ND: _____	ND: _____	ND: _____	ND: _____	
				Final: _____	Final: _____	Final: _____	Final: _____	Final: _____	Final: _____	0.000
				Place: 111*	Place: 110*	Place: 112*	Place: 111*	Place: 113*	Place: 110*	96*
97*	186	Patrick Rojas	Springfield	Diff: _____	Diff: _____	Diff: _____	Diff: _____	Diff: _____	Diff: _____	
				Exec: _____	Exec: _____	Exec: _____	Exec: _____	Exec: _____	Exec: _____	
				ND: _____	ND: _____	ND: _____	ND: _____	ND: _____	ND: _____	
				Final: _____	Final: _____	Final: _____	Final: _____	Final: _____	Final: _____	0.000
				Place: 41*	Place: 50*	Place: 43*	Place: 43*	Place: 44*	Place: 47*	97*
98*	216	Jimmy Guiliano	William And Mary	Diff: _____	Diff: _____	Diff: _____	Diff: _____	Diff: _____	Diff: _____	
				Exec: _____	Exec: _____	Exec: _____	Exec: _____	Exec: _____	Exec: _____	
				ND: _____	ND: _____	ND: _____	ND: _____	ND: _____	ND: _____	
				Final: _____	Final: _____	Final: _____	Final: _____	Final: _____	Final: _____	0.000
				Place: 64*	Place: 71*	Place: 65*	Place: 65*	Place: 72*	Place: 63*	98*
99*	212	Simon Casey	William And Mary	Diff: _____	Diff: _____	Diff: _____	Diff: _____	Diff: _____	Diff: _____	
				Exec: _____	Exec: _____	Exec: _____	Exec: _____	Exec: _____	Exec: _____	
				ND: _____	ND: _____	ND: _____	ND: _____	ND: _____	ND: _____	
				Final: _____	Final: _____	Final: _____	Final: _____	Final: _____	Final: _____	0.000
				Place: 65*	Place: 67*	Place: 62*	Place: 67*	Place: 66*	Place: 64*	99*
100*	225	Nick Van Dyke	William And Mary	Diff: _____	Diff: _____	Diff: _____	Diff: _____	Diff: _____	Diff: _____	
				Exec: _____	Exec: _____	Exec: _____	Exec: _____	Exec: _____	Exec: _____	
				ND: _____	ND: _____	ND: _____	ND: _____	ND: _____	ND: _____	
				Final: _____	Final: _____	Final: _____	Final: _____	Final: _____	Final: _____	0.000
				Place: 67*	Place: 69*	Place: 66*	Place: 68*	Place: 69*	Place: 66*	100*

2014 NCAA WPO Prelims

Meet Results

Jan 17, 2014







Men / E
Session: 1

Rank	Num	Name	Gym							AA
101*	224	Mat Turnansky	William And Mary	Diff: _____	Exec: _____	ND: _____	Final: _____	Place: _____	0.000	101*
				_____	_____	_____	_____	69*		
				_____	_____	_____	_____	68*		
				_____	_____	_____	_____	68*		
				_____	_____	_____	_____	70*		
				_____	_____	_____	_____	71*		
				_____	_____	_____	_____	68*		
102*	211	Adam Avant	William And Mary	Diff: _____	Exec: _____	ND: _____	Final: _____	Place: _____	0.000	102*
				_____	_____	_____	_____	72*		
				_____	_____	_____	_____	66*		
				_____	_____	_____	_____	64*		
				_____	_____	_____	_____	66*		
				_____	_____	_____	_____	68*		
				_____	_____	_____	_____	71*		
103*	197	Scott Haddaway	Temple	Diff: _____	Exec: _____	ND: _____	Final: _____	Place: _____	0.000	103*
				_____	_____	_____	_____	75*		
				_____	_____	_____	_____	76*		
				_____	_____	_____	_____	75*		
				_____	_____	_____	_____	74*		
				_____	_____	_____	_____	76*		
				_____	_____	_____	_____	76*		
104*	193	Wayne Conley	Temple	Diff: _____	Exec: _____	ND: _____	Final: _____	Place: _____	0.000	104*
				_____	_____	_____	_____	47*		
				_____	_____	_____	_____	47*		
				_____	_____	_____	_____	45*		
				_____	_____	_____	_____	48*		
				_____	_____	_____	_____	63*		
				_____	_____	_____	_____	45*		
105*	202	Aaron Meland	Temple	Diff: _____	Exec: _____	ND: _____	Final: _____	Place: _____	0.000	105*
				_____	_____	_____	_____	81*		
				_____	_____	_____	_____	81*		
				_____	_____	_____	_____	80*		
				_____	_____	_____	_____	81*		
				_____	_____	_____	_____	83*		
				_____	_____	_____	_____	80*		
106*	200	Misha Kustin	Temple	Diff: _____	Exec: _____	ND: _____	Final: _____	Place: _____	0.000	106*
				_____	_____	_____	_____	74*		
				_____	_____	_____	_____	82*		
				_____	_____	_____	_____	72*		
				_____	_____	_____	_____	82*		
				_____	_____	_____	_____	75*		
				_____	_____	_____	_____	72*		
107*	121	Aaron Yoshizuka	Army	Diff: _____	Exec: _____	ND: _____	Final: _____	Place: _____	0.000	107*
				_____	_____	_____	_____	84*		
				_____	_____	_____	_____	84*		
				_____	_____	_____	_____	82*		
				_____	_____	_____	_____	84*		
				_____	_____	_____	_____	86*		
				_____	_____	_____	_____	83*		
108*	118	Scott Warner	Army	Diff: _____	Exec: _____	ND: _____	Final: _____	Place: _____	0.000	108*
				_____	_____	_____	_____	88*		
				_____	_____	_____	_____	88*		
				_____	_____	_____	_____	86*		
				_____	_____	_____	_____	88*		
				_____	_____	_____	_____	87*		
				_____	_____	_____	_____	87*		
109*	129	Michael Dorsey	Navy	Diff: _____	Exec: _____	ND: _____	Final: _____	Place: _____	0.000	109*
				_____	_____	_____	_____	89*		
				_____	_____	_____	_____	89*		
				_____	_____	_____	_____	90*		
				_____	_____	_____	_____	89*		
				_____	_____	_____	_____	91*		
				_____	_____	_____	_____	88*		
110*	128	Zachary Ceroli	Navy	Diff: _____	Exec: _____	ND: _____	Final: _____	Place: _____	0.000	110*
				_____	_____	_____	_____	91*		
				_____	_____	_____	_____	91*		
				_____	_____	_____	_____	92*		
				_____	_____	_____	_____	91*		
				_____	_____	_____	_____	90*		
				_____	_____	_____	_____	90*		

2014 NCAA WPO Prelims

Meet Results







Jan 17, 2014

Rank	Num	Name	Gym							AA
111*	113	Nick Miles	Army	Diff: _____	Diff: _____	Diff: _____	Diff: _____	Diff: _____	Diff: _____	
				Exec: _____	Exec: _____	Exec: _____	Exec: _____	Exec: _____	Exec: _____	
				ND: _____	ND: _____	ND: _____	ND: _____	ND: _____	ND: _____	
				Final: _____	Final: _____	Final: _____	Final: _____	Final: _____	Final: _____	0.000
				Place: 100*	Place: 94*	Place: 99*	Place: 100*	Place: 101*	Place: 99*	111*
112*	104	Joe Frullaney	Army	Diff: _____	Diff: _____	Diff: _____	Diff: _____	Diff: _____	Diff: _____	
				Exec: _____	Exec: _____	Exec: _____	Exec: _____	Exec: _____	Exec: _____	
				ND: _____	ND: _____	ND: _____	ND: _____	ND: _____	ND: _____	
				Final: _____	Final: _____	Final: _____	Final: _____	Final: _____	Final: _____	0.000
				Place: 97*	Place: 95*	Place: 95*	Place: 97*	Place: 97*	Place: 96*	112*
113*	101	Andrew Avelino	Army	Diff: _____	Diff: _____	Diff: _____	Diff: _____	Diff: _____	Diff: _____	
				Exec: _____	Exec: _____	Exec: _____	Exec: _____	Exec: _____	Exec: _____	
				ND: _____	ND: _____	ND: _____	ND: _____	ND: _____	ND: _____	
				Final: _____	Final: _____	Final: _____	Final: _____	Final: _____	Final: _____	0.000
				Place: 98*	Place: 98*	Place: 96*	Place: 98*	Place: 98*	Place: 97*	113*
114*	111	Matt Malcom	Army	Diff: _____	Diff: _____	Diff: _____	Diff: _____	Diff: _____	Diff: _____	
				Exec: _____	Exec: _____	Exec: _____	Exec: _____	Exec: _____	Exec: _____	
				ND: _____	ND: _____	ND: _____	ND: _____	ND: _____	ND: _____	
				Final: _____	Final: _____	Final: _____	Final: _____	Final: _____	Final: _____	0.000
				Place: 104*	Place: 101*	Place: 103*	Place: 104*	Place: 102*	Place: 103*	114*
115*	108	Josh Glenn	Army	Diff: _____	Diff: _____	Diff: _____	Diff: _____	Diff: _____	Diff: _____	
				Exec: _____	Exec: _____	Exec: _____	Exec: _____	Exec: _____	Exec: _____	
				ND: _____	ND: _____	ND: _____	ND: _____	ND: _____	ND: _____	
				Final: _____	Final: _____	Final: _____	Final: _____	Final: _____	Final: _____	0.000
				Place: 103*	Place: 104*	Place: 94*	Place: 96*	Place: 96*	Place: 95*	115*
116*	130	David Frick	Navy	Diff: _____	Diff: _____	Diff: _____	Diff: _____	Diff: _____	Diff: _____	
				Exec: _____	Exec: _____	Exec: _____	Exec: _____	Exec: _____	Exec: _____	
				ND: _____	ND: _____	ND: _____	ND: _____	ND: _____	ND: _____	
				Final: _____	Final: _____	Final: _____	Final: _____	Final: _____	Final: _____	0.000
				Place: 90*	Place: 90*	Place: 88*	Place: 90*	Place: 105*	Place: 89*	116*
117*	144	Wayne Saya	Navy	Diff: _____	Diff: _____	Diff: _____	Diff: _____	Diff: _____	Diff: _____	
				Exec: _____	Exec: _____	Exec: _____	Exec: _____	Exec: _____	Exec: _____	
				ND: _____	ND: _____	ND: _____	ND: _____	ND: _____	ND: _____	
				Final: _____	Final: _____	Final: _____	Final: _____	Final: _____	Final: _____	0.000
				Place: 121*	Place: 122*	Place: 121*	Place: 122*	Place: 122*	Place: 121*	117*
118*	141	Jacob Moses	Navy	Diff: _____	Diff: _____	Diff: _____	Diff: _____	Diff: _____	Diff: _____	
				Exec: _____	Exec: _____	Exec: _____	Exec: _____	Exec: _____	Exec: _____	
				ND: _____	ND: _____	ND: _____	ND: _____	ND: _____	ND: _____	
				Final: _____	Final: _____	Final: _____	Final: _____	Final: _____	Final: _____	0.000
				Place: 125*	Place: 123*	Place: 125*	Place: 123*	Place: 123*	Place: 123*	118*
119*	150	Wasef Burbar	Penn State	Diff: _____	Diff: _____	Diff: _____	Diff: _____	Diff: _____	Diff: _____	
				Exec: _____	Exec: _____	Exec: _____	Exec: _____	Exec: _____	Exec: _____	
				ND: _____	ND: _____	ND: _____	ND: _____	ND: _____	ND: _____	
				Final: _____	Final: _____	Final: _____	Final: _____	Final: _____	Final: _____	0.000
				Place: 109*	Place: 107*	Place: 108*	Place: 109*	Place: 110*	Place: 109*	119*
120*	149	Joe Boyle	Penn State	Diff: _____	Diff: _____	Diff: _____	Diff: _____	Diff: _____	Diff: _____	
				Exec: _____	Exec: _____	Exec: _____	Exec: _____	Exec: _____	Exec: _____	
				ND: _____	ND: _____	ND: _____	ND: _____	ND: _____	ND: _____	
				Final: _____	Final: _____	Final: _____	Final: _____	Final: _____	Final: _____	0.000
				Place: 108*	Place: 109*	Place: 107*	Place: 108*	Place: 109*	Place: 108*	120*

2014 NCAA WPO Prelims

Meet Results

Jan 17, 2014

Rank	Num	Name	Gym							AA
121*	138	Wyatt LaPointe	Navy	Diff: _____	Diff: _____	Diff: _____	Diff: _____	Diff: _____	Diff: _____	
				Exec: _____	Exec: _____	Exec: _____	Exec: _____	Exec: _____	Exec: _____	
				ND: _____	ND: _____	ND: _____	ND: _____	ND: _____	ND: _____	
				Final: _____	Final: _____	Final: _____	Final: _____	Final: _____	Final: _____	0.000
				Place: 124*	Place: 124*	Place: 116*	Place: 124*	Place: 124*	Place: 117*	121*
122*	132	Connor Gonzales	Navy	Diff: _____	Diff: _____	Diff: _____	Diff: _____	Diff: _____	Diff: _____	
				Exec: _____	Exec: _____	Exec: _____	Exec: _____	Exec: _____	Exec: _____	
				ND: _____	ND: _____	ND: _____	ND: _____	ND: _____	ND: _____	
				Final: _____	Final: _____	Final: _____	Final: _____	Final: _____	Final: _____	0.000
				Place: 120*	Place: 120*	Place: 118*	Place: 120*	Place: 120*	Place: 119*	122*
123*	131	Joshua Gong	Navy	Diff: _____	Diff: _____	Diff: _____	Diff: _____	Diff: _____	Diff: _____	
				Exec: _____	Exec: _____	Exec: _____	Exec: _____	Exec: _____	Exec: _____	
				ND: _____	ND: _____	ND: _____	ND: _____	ND: _____	ND: _____	
				Final: _____	Final: _____	Final: _____	Final: _____	Final: _____	Final: _____	0.000
				Place: 119*	Place: 119*	Place: 89*	Place: 119*	Place: 119*	Place: 104*	123*
124*	136	Evan Jones	Navy	Diff: _____	Diff: _____	Diff: _____	Diff: _____	Diff: _____	Diff: _____	
				Exec: _____	Exec: _____	Exec: _____	Exec: _____	Exec: _____	Exec: _____	
				ND: _____	ND: _____	ND: _____	ND: _____	ND: _____	ND: _____	
				Final: _____	Final: _____	Final: _____	Final: _____	Final: _____	Final: _____	0.000
				Place: 117*	Place: 117*	Place: 115*	Place: 117*	Place: 117*	Place: 116*	124*
125*	134	Ian Grinaski	Navy	Diff: _____	Diff: _____	Diff: _____	Diff: _____	Diff: _____	Diff: _____	
				Exec: _____	Exec: _____	Exec: _____	Exec: _____	Exec: _____	Exec: _____	
				ND: _____	ND: _____	ND: _____	ND: _____	ND: _____	ND: _____	
				Final: _____	Final: _____	Final: _____	Final: _____	Final: _____	Final: _____	0.000
				Place: 116*	Place: 116*	Place: 119*	Place: 118*	Place: 118*	Place: 120*	125*