

NCAA Gymnastics Score Sheet

Teams: Home *University of Nebraska-Lincoln Visitor Pennsylvania State University

Date Feb 3, 2024 Place Devaney Sports Center Attendance 861

		Name	D	1	2	3	4	5	nd	AVE			Name	D	1	2	3	4	5	nd	AVE		
F L O O R	1	Toby Liang	110	5.4	8.7	8.5				14.000	1	Will Fleck	207	5.0	8.5	8.7						13.600	
	2	Nathan York	120	5.6	7.3	7.4			-0.3	12.650	2	Kacper Garnczarek	208	5.4	8.5	8.2							13.750
	3	Chase Mondl	111	5.4	8.6	8.4				13.900	3	Luke Esparo	206	5.0	8.5	8.6							13.550
	4	Luke James	108	5.7	8.2	8.1				13.850	4	Ethan Dick	205	5.0	7.7	7.9							12.800
	5	Sam Phillips	117	5.5	8.5	8.4				13.950	5	Michael Artlip	202	5.2	8.7	8.9							14.000

Floor Score: **68.350** Running Score: **68.350** Floor Score: **67.700** Running Score: **67.700**

		Name	D	1	2	3	4	5	nd	AVE			Name	D	1	2	3	4	5	nd	AVE		
P O M M E L	1	James Friedman	105	4.8	8.2	8.0				12.900	1	Matt Cormier	204	5.0	5.8	6.2						11.000	
	2	Yanni Chronopoulos	102	5.5	8.2	8.0				13.600	2	Derek Schlagenhauf	214	5.0	8.1	8.0							13.050
	3	Travis Wong	119	5.3	8.3	8.2				13.550	3	Josh Karnes	210	5.6	7.6	7.5							13.150
	4	Nathan York	120	5.4	7.2	7.0				12.500	4	Michael Jaroh	209	5.5	8.5	8.4							13.950
	5	Cooper Giles	106	5.7	6.6	6.4				12.200	5	Landon Simpson	215	5.3	6.6	6.4							11.800

Pommel Score: **64.750** Running Score: **133.100** Pommel Score: **62.950** Running Score: **130.650**

		Name	D	1	2	3	4	5	nd	AVE			Name	D	1	2	3	4	5	nd	AVE		
R I N G S	1	Yanni Chronopoulos	102	4.8	8.1	8.3				13.000	1	Ian Raubal	213	5.1	8.7	8.5						13.700	
	2	Travis Wong	119	4.7	8.7	8.4				13.250	2	Matthew Underhill	216	5.4	6.6	6.6							12.000
	3	Asher Cohen	103	5.2	8.8	8.6				13.900	3	Luke Esparo	206	5.0	9.1	8.9							14.000
	4	Sam Phillips	117	4.8	9.1	8.9				13.800	4	Michael Jaroh	209	5.2	8.7	8.4							13.750
	5	Chris Hiser	107	5.0	8.8	8.6				13.700	5	Nathaniel Warren	217	5.5	7.5	7.7							13.100

Rings Score: **67.650** Running Score: **200.750** Rings Score: **66.550** Running Score: **197.200**

		Name	D	1	2	3	4	5	nd	AVE			Name	D	1	2	3	4	5	nd	AVE		
V A U L T	1	Chase Mondl	111	5.2	9.5	9.5				14.700	1	Kacper Garnczarek	208	4.8	9.0	8.8						13.700	
	2	Alex Nitache	113	5.3	9.6	9.5				14.850	2	Michael Artlip	202	4.9	9.5	9.5							14.400
	3	Sam Phillips	117	5.2	9.2	9.2			-0.1	14.300	3	Matthew Underhill	216	5.2	9.5	9.3					-0.1	14.500	
	4	Luke James	108	5.2	9.2	9.3				14.450	4	Landon Simpson	215	5.2	9.3	9.2						-0.1	14.350
	5	Zachary Tiderman	118	5.2	9.4	9.5				14.550	5	Michael Jaroh	209	5.2	9.1	9.2							14.350

Vault Score: **72.850** Running Score: **273.600** Vault Score: **71.300** Running Score: **268.500**

		Name	D	1	2	3	4	5	nd	AVE			Name	D	1	2	3	4	5	nd	AVE		
P B A R	1	Alex Nitache	113	5.1	7.6	7.9				12.850	1	Matt Cormier	204	5.5	8.4	8.4						13.900	
	2	Joey Pepe	116	5.4	7.5	7.5				12.900	2	Ian Raubal	213	5.6	7.9	7.8							13.450
	3	Toby Liang	110	4.9	7.8	7.8				12.700	3	Ethan Dick	205	5.5	6.8	6.5							12.150
	4	Asher Cohen	103	5.0	8.5	8.3				13.400	4	Michael Jaroh	209	5.4	7.8	8.0							13.300
	5	Sam Phillips	117	5.0	7.4	7.1				12.250	5	Josh Karnes	210	6.0	8.7	8.4							14.550

P. Bar Score: **64.100** Running Score: **337.700** P. Bar Score: **67.350** Running Score: **335.850**

		Name	D	1	2	3	4	5	nd	AVE			Name	D	1	2	3	4	5	nd	AVE		
H B A R	1	Max Odden	114	4.8	8.9	8.8				13.650	1	Kacper Garnczarek	208	4.7	8.6	8.8						13.400	
	2	Joey Pepe	116	4.6	9.0	9.1				13.650	2	Ian Raubal	213	5.5	7.7	7.5						13.100	
	3	Toby Liang	110	4.9	8.8	8.7				13.650	3	Akseli Karsikas	211	5.4	8.4	8.4							13.800
	4	Zachary Tiderman	118	5.2	9.3	9.2				14.450	4	Matt Cormier	204	5.0	8.2	7.8							13.000
	5	Sam Phillips	117	5.3	8.5	8.3				13.700	5	Josh Karnes	210	5.4	8.7	8.6							14.050

H. Bar Score: **69.100** Running Score: **406.800** H. Bar Score: **67.350** Running Score: **403.200**

Final Team Score: **406.800**

Final Team Score: **403.200**

All-Arounders

All-Arounders

FX	Phillips																				
PH	13.950																				
SR	12.500																				
VT	13.800																				
PB	14.300																				
HB	12.250																				
AA	13.700																				
	80.500																				







Judge's Signatures *FX [Signature] *PH [Signature] *SR [Signature] *VT [Signature] *PB [Signature] *HB [Signature]
 * Head Judge FX [Signature] PH [Signature] SR [Signature] VT [Signature] PB [Signature] HB [Signature]
 Coach's Signature [Signature] Coach's Signature [Signature]

Nebraska Vs. Penn State

Team Results

Feb 3, 2024

Men / 10
Session: 1

Rank	Gym	Team	Score						
1	NFR	X	406.80	68.350 1	64.750 1	67.650 1	72.850 1	64.100 2	69.100 1
2	PSII	X	403.20	67.700 2	62.950 2	66.550 2	71.300 2	67.350 1	67.350 2







Nebraska Vs. Penn State

Event Results - AA

Feb 3, 2024

Page: 1
Printed: 2/3/2024 8:31 PM

Men / 10
Session: 1

Rank	Num	Name	Gym							AA
1	117	Sam Phillips	NEB	13.950	12.500	13.800	14.300	12.250	13.700	80.500

Nebraska Vs. Penn State

Event Results - Floor

Feb 3, 2024

Page: 1
Printed: 2/3/2024 8:31 PM

Men / 10
Session: 1



Rank	Num	Name	Gym	Diff	Exec	ND	Score	Out
1T	202	Michael Artlin	PSU	5.200	8.800	.	14.000	0.000
1T	110	Toby Liang	NFR	5.400	8.600	.	14.000	0.000
3	117	Sam Phillins	NFR	5.500	8.450	.	13.950	0.050
4	111	Chase Mondri	NFR	5.400	8.500	.	13.900	0.100
5	108	Luke James	NFR	5.700	8.150	.	13.850	0.150
6	208	Karner Garnczarek	PSU	5.400	8.350	.	13.750	0.250
7	207	Will Fleck	PSU	5.000	8.600	.	13.600	0.400
8	206	Luke Esnaro	PSU	5.000	8.550	.	13.550	0.450
9	205	Ethan Dick	PSU	5.000	7.800	.	12.800	1.200
10	120	Nathan York	NEB	5.600	7.350	-0.3	12.650	1.350

Nebraska Vs. Penn State

Event Results - Pommel

Feb 3, 2024

Page: 1

Printed: 2/3/2024 8:31 PM

Men / 10

Session: 1



Rank	Num	Name	Gym	Diff	Exec	ND	Score	Out
1	209	Michael Jaroh	PSU	5.500	8.450	.	13.950	0.000
2	102	Yanni Chrononoulos	NFR	5.500	8.100	.	13.600	0.350
3	119	Travis Wong	NFR	5.300	8.250	.	13.550	0.400
4	210	Josh Karnes	PSU	5.600	7.550	.	13.150	0.800
5	214	Derek Schlagenhaut	PSU	5.000	8.050	.	13.050	0.900
6	105	James Friedman	NFR	4.800	8.100	.	12.900	1.050
7T	117	Sam Phillins	NFR	4.800	7.700	.	12.500	1.450
7T	120	Nathan York	NFR	5.400	7.100	.	12.500	1.450
9	106	Conner Giles	NFR	5.700	6.500	.	12.200	1.750
10	215	Landon Simnson	PSU	5.300	6.500	.	11.800	2.150
11	204	Matt Cormier	PSU	5.000	6.000	._	11.000	2.950

Nebraska Vs. Penn State

Event Results - Rings

Feb 3, 2024

Page: 1

Printed: 2/3/2024 8:31 PM

Men / 10

Session: 1



Rank	Num	Name	Gym	Diff	Exec	ND	Score	Out
1	206	Luke Esnaro	PSU	5.000	9.000	.	14.000	0.000
2	103	Asher Cohen	NFR	5.200	8.700	.	13.900	0.100
3	117	Sam Phillips	NFR	4.800	9.000	.	13.800	0.200
4	209	Michael Jaroh	PSU	5.200	8.550	.	13.750	0.250
5T	107	Chris Hiser	NFR	5.000	8.700	.	13.700	0.300
5T	213	Tan Rauhal	PSU	5.100	8.600	.	13.700	0.300
7	119	Travis Wong	NFR	4.700	8.550	.	13.250	0.750
8	217	Nathaniel Warren	PSU	5.500	7.600	.	13.100	0.900
9	102	Yanni Chronopoulos	NFR	4.800	8.200	.	13.000	1.000
10	216	Matthew Underhill	PSU	5.400	6.600	..	12.000	2.000

Nebraska Vs. Penn State

Event Results - Vault

Feb 3, 2024

Page: 1

Printed: 2/3/2024 8:31 PM

Men / 10

Session: 1



Rank	Num	Name	Gym	Diff	Exec	ND	Score	Out
1	113	Alex Nitache	NFR	5.300	9.550	.	14.850	0.000
2	111	Chase Mondri	NFR	5.200	9.500	.	14.700	0.150
3	118	Zachary Tideman	NFR	5.200	9.450	-0.1	14.550	0.300
4	216	Matthew Underhill	PSU	5.200	9.400	-0.1	14.500	0.350
5	108	Luke James	NFR	5.200	9.250	.	14.450	0.400
6	202	Michael Artlin	PSU	4.900	9.500	.	14.400	0.450
7T	215	Landon Simpson	PSU	5.200	9.250	-0.1	14.350	0.500
7T	209	Michael Jaroh	PSU	5.200	9.150	.	14.350	0.500
9	117	Sam Phillins	NFR	5.200	9.200	-0.1	14.300	0.550
10	208	Kacper Garnczarek	PSU	4.800	8.900	._	13.700	1.150

Nebraska Vs. Penn State

Event Results - P Bars

Feb 3, 2024

Page: 1
Printed: 2/3/2024 8:31 PM

Men / 10
Session: 1



Rank	Num	Name	Gym	Diff	Exec	ND	Score	Out
1	210	Tosh Karnes	PSU	6.000	8.550	.	14.550	0.000
2	204	Matt Cormier	PSU	5.500	8.400	.	13.900	0.650
3	213	Tan Raubal	PSU	5.600	7.850	.	13.450	1.100
4	103	Asher Cohen	NFR	5.000	8.400	.	13.400	1.150
5	209	Michael Jaroh	PSU	5.400	7.900	.	13.300	1.250
6	116	Toev Pene	NFR	5.400	7.500	.	12.900	1.650
7	113	Alex Nitache	NFR	5.100	7.750	.	12.850	1.700
8	110	Tohy Liang	NFR	4.900	7.800	.	12.700	1.850
9	117	Sam Phillins	NFR	5.000	7.250	.	12.250	2.300
10	205	Ethan Dick	PSU	5.500	6.650	..	12.150	2.400

Nebraska Vs. Penn State

Event Results - H Bar

Feb 3, 2024

Page: 1
Printed: 2/3/2024 8:31 PM

Men / 10
Session: 1



Rank	Num	Name	Gym	Diff	Exec	ND	Score	Out
1	118	Zachary Tideman	NFR	5.200	9.250	.	14.450	0.000
2	210	Josh Karnes	PSU	5.400	8.650	.	14.050	0.400
3	211	Akseli Karsikas	PSU	5.400	8.400	.	13.800	0.650
4	117	Sam Phillips	NFR	5.300	8.400	.	13.700	0.750
5T	116	Toev Pene	NFR	4.600	9.050	.	13.650	0.800
5T	114	Max Odden	NFR	4.800	8.850	.	13.650	0.800
5T	110	Tohy Liang	NFR	4.900	8.750	.	13.650	0.800
8	208	Kacner Garnczarek	PSU	4.700	8.700	.	13.400	1.050
9	213	Tan Rauhal	PSU	5.500	7.600	.	13.100	1.350
10	204	Matt Cormier	PSU	5.000	8.000	._	13.000	1.450