

MINNESOTA

MEN'S BASKETBALL

COMMITTED TO FAMILY



UNIVERSITY OF MINNESOTA ATHLETIC COMMUNICATIONS | 250 BIERMAN FIELD ATHLETIC BUILDING, 516 15TH AVE SE, MINNEAPOLIS, MN 55455 | GOPHERSPORTS.COM

GAME
29

MINNESOTA
(17-11, 8-9 BIG TEN)

VS

PENN STATE
(14-15, 8-10 BIG TEN)



BROADCAST INFORMATION

Broadcast: BTN (Cory Provus, pbp), Bruce Weber (color)

Tip Time: 2:16 p.m.

Radio: Radio: KFAN 100.3 FM (Mike Grimm, Al Nolen)

Sirius: SiriusXM 161 or 195 and on the SiriusXM App

2023-24 SCHEDULE

DAEOPONENT	TIME	LOCATION	TV	RESULT
Nov. 6 Bethune Cookman	7 p.m.	WILLIAMS ARENA	B1G +	W, 80-60
Nov. 10 Texas San Antonio	6:30 p.m.	WILLIAMS ARENA	Peacock	W, 102-76
Nov. 16 Missouri	8 p.m.	WILLIAMS ARENA	BTN	L, 68-70
Nov. 18 USC Upstate	1 p.m.	WILLIAMS ARENA	Peacock	W, 67-53
Nov. 21 Arkansas-Pine Bluff	8 p.m.	WILLIAMS ARENA	BTN	W, 86-67
Nov. 26 vs. San Francisco	7:30 p.m.	Chase Center (SF, CA)	CBSSN	L, 58-76
Nov. 30 New Orleans	6 p.m.	WILLIAMS ARENA	BTN	W, 97-64
Dec. 3 at Ohio State*	5:30 p.m.	Columbus, Ohio	BTN	L, 74-84
Dec. 6 Nebraska*	8 p.m.	WILLIAMS ARENA	BTN	W, 76-65
Dec. 9 Florida Gulf Coast	11 a.m.	WILLIAMS ARENA	BTN	W, 77-57
Dec. 12 IUPUI	7 p.m.	WILLIAMS ARENA	B1G+	W, 101-65
Dec. 21 Ball State	7 p.m.	WILLIAMS ARENA	B1G +	W, 80-63
Dec. 29 Maine	6 p.m.	WILLIAMS ARENA	Peacock	W, 80-62
Jan. 4 at Michigan*	8 p.m.	Ann Arbor, Mich.	Peacock	W, 73-71
Jan. 7 Maryland*	4:30 p.m.	WILLIAMS ARENA	BTN	W, 65-62
Jan. 12 at Indiana*	5:30 p.m.	Bloomington, Ind.	FS1	L, 62-74
Jan. 15 Iowa*	5 p.m.	WILLIAMS ARENA	BTN	L, 77-86
Jan. 18 at Michigan State*	5:30 p.m.	East Lansing, Mich.	FS1	L, 66-76
Jan. 23 Wisconsin*	6 p.m.	WILLIAMS ARENA	BTN	L, 59-61
Jan. 27 at Penn State*	5:30 p.m.	State College, Pa.	BTN	W, 83-74
Feb. 3 Northwestern*	1 p.m.	WILLIAMS ARENA	BTN	W, 75-66 OT
Feb. 6 Michigan State*	8 p.m.	WILLIAMS ARENA	Peacock	W, 59-56
Feb. 11 at Iowa*	2 p.m.	Iowa City, Iowa	BTN	L, 85-90
Feb. 15 at Purdue*	7:30 p.m.	at West Lafayette, Ind.	BTN	L, 76-84
Feb. 18 Rutgers*	5:30 p.m.	WILLIAMS ARENA	BTN	W, 81-70
Feb. 22 Ohio State*	7 p.m.	WILLIAMS ARENA	BTN	W, 88-79
Feb. 25 at Nebraska*	5:30 p.m.	Lincoln, Neb.	BTN	L, 55-73
Feb. 28 at Illinois*	8 p.m.	Champaign, Ill.	BTN	L, 97-105
March 2 Penn State*	2:15 p.m.	WILLIAMS ARENA	BTN	
March 6 Indiana*	8 p.m.	WILLIAMS ARENA	BTN	
March 9 at Northwestern*	8 p.m.	Evanston, Ill.	BTN	

* Big Ten Game *- conference game

Times listed as Central

MINNESOTA ATHLETIC COMMUNICATIONS
MICHELLE TRAVERSIE, ASSISTANT ATHLETICS DIRECTOR
traen001@umn.edu 612.624.0522 [o] • 612.396.8712 [c]
Bierman Athletic Center, Room 250
Minneapolis, MN 55455

SERIES INFORMATION*

47th Meeting (31-15 all time)

Minnesota Home Record vs. Penn State: 16-4

Gophers All-Time vs. Big Ten: 795-909

* - excludes vacated games

STARTING FIVE

The Minnesota men's basketball team returns to Williams Arena after a two-game hiatus Saturday when the Golden Gophers host the Penn State Nittany Lions. Game time is set for 2:15 p.m., televised on Big Ten Network and broadcast on KFAN 100.3 FM. Saturday marks senior day for the Golden Gophers. Minnesota will honor its graduating seniors in a post-game celebration with their families in attendance.

Minnesota is 31-15 all-time against PSU and 16-4 at Williams Arena. It marks the second time the Gophers will face PSU this season, the first coming at Penn State on Jan. 27 in State College. Minnesota won 83-74 over the Nittany Lions as five Gophers scored in double figures. Dawson Garcia had 22 points, followed by Cam Christie with 17, Joshua Ola-Joseph with 14 and Mike Mitchell Jr., and Parker Fox with 11. Pharrel Payne sat that game out due to injury. The Gophers shot 53.8 percent in that game.

Minnesota is coming off a 105-97 juggernaut loss at No. 13 Illinois Wednesday night. All five starters reached double-figures, led by Dawson Garcia's game-high 29 points and a career-high 23 from Cam Christie. Both teams shot 60 percent, with 20 lead changes and six ties. Both teams combined for just nine turnovers in the game, as Minnesota had five and Illinois committed four.

Elijah Hawkins added a double-double Wednesday at Illinois when he produced 10 points and 12 assists. His single-season assist total is now at 203, four shy of tying Marcus Carr's program record 207 he set in 2019-20. Hawkins also reached his 1,000th career point Sunday at Nebraska. Scoring a career-high 24 points in the Ohio State win, nine at Nebraska, and 10 at Illinois, Hawkins now sits at 1,011 career points. As a Gopher, Hawkins has 247 points and 764 points in his two-year tenure at Howard.

Cam Christie notched a career-best 23 points in the loss at Illinois Wednesday. That marked the second-highest single-game scoring by a freshman this year. Only Gavin Griffiths of Rutgers, who scored 25 in the nonconference season against Boston University, produced more in a single game. Christie had a career-high six threes Wednesday and tied threes attempted at nine. He ranks second in scoring, averaging 11.6 points per game.



Head Coach: Ben Johnson
(Minnesota, 2005)
Career Record: 39-50 (3 years)
Record at Minnesota: Same

2023-24 STATISTICAL LEADERS

Points: Dawson Garcia (17.8 ppg)
Rebounds: Dawson Garcia (6.4 rbg)
Assists: Elijah Hawkins (203)
Steals: Elijah Hawkins (45)
Blocks: Pharrel Payne (38)



Head Coach: Mike Rhoades
(Lebanon Valley - 1995)
Career Record: 387-204 (20 years)
Record at Penn State: 14-15

2023-24 STATISTICAL LEADER

Points: Ace Baldwin Jr. (14.1 ppg)
Rebounds: Qudus Wahab (7.6 rbg)
Assists: Ace Baldwin Jr. (168)
Steals: Ace Baldwin Jr. (81)
Blocks: Qudus Wahab (42)

MINNESOTA TEAM INFORMATION

	PROJECTED STARTERS*	PPG	RPG	A	MPG	FG%	OTHER
G 0	Elijah Hawkins	9.1	3.7	203	32.6	.387	7.5 assists per game
G 2	Mike Mitchell Jr.	10.5	2.6	77	29.2	.423	Third on the team in scoring
G 24	Cam Christie	11.6	3.6	60	28.9	.436	23 points at Illinois
F/C 21	Pharrel Payne	10.0	6.3	29	23.0	.609	21 pts vs. Rutgers
F/C 3	Dawson Garcia	17.8	6.4	45	31.8	.469	29 pts at Illinois

	RESERVES	PPG	RPG	A	MPG	FG%	OTHER
F 1	Joshua Ola-Joseph	8.0	2.2	14	16.5	.613	18 pts at Penn State
G 4	Braeden Carrington	5.0	3.4	28	21.1	.357	18 pts at Iowa
F 5	Isaiah Ihnen	3.6	2.2	12	12.6	.434	Career-High 20 pts vs. UTSA
F 8	Kris Keinys	1.4	1.0	1	4.1	.600	First Collegiate pt in FGCU win
G 11	Jackson Purcell	-	0.5	-	1.3	-	Redshirt sophomore
F 12	Erick Reader	-	-	-	1.3	-	True Freshman
F 15	Kaydn Betts	1.3	0.3	3	7.0	.267	RS-Freshman
F 23	Parker Fox	4.2	2.9	24	12.2	.649	11 pts, 4 blocks at Penn State
G 25	Will Ramberg	1.0	-	-	3.0	1.000	Saw action in 16 games last yr
C 33	Jack Wilson	1.6	0.9	3	4.3	.833	Played at Wash St after football

*projected based on previous game starters

THIS TIME LAST YEAR

• This time last year, Minnesota was 1-15 in conference play and 7-19 overall, with three remaining in the regular season. The Gophers are 8-9 this year with four games remaining and 17-10 overall. That win improvement marks the best in the Big Ten and one of the best nationally among Power 6 teams. South Carolina went from 11 wins to 23 this year, while Cal went from 3-29 (2-18 in PAC-12) to 13-16 and 9-9 in conference play.

BALANCED SCORING

• The Gophers had five individuals score double figures in the Illinois loss on Wednesday. The Gophers had five individuals in double-figure scoring against UTSA, New Orleans, Nebraska, Ball State, Maine, at Michigan, at Penn State, Northwestern, at Iowa, Rutgers and at Illinois. Minnesota has also had four individuals in double-digit scoring this year (vs. UAPB, FGCU, IUPUI and Maryland). When the Gophers have four or more players score double-digits, they are 15-2.

HAWKINS SETTING IT UP

• Elijah Hawkins ranks second nationally in assists per game (7.5) and tied for third nationally in total assists at 203. He ranks second in NCAA active leaders in assists per game at 6.33 per game. He trails only Penn College's Gavin Barrett (DIII) and ranks first among NCAA active career leaders. Against Michigan State, Hawkins also established his 500th career assist and now sits 27th in NCAA active leaders at 30th with 544. The junior transfer from Howard has had four double-double point/assist games. Hawkins also has had games in which he had double-digit points, including six against Big Ten opponents. The Washington, D.C., native also has six double-digit assist games this season. He also ranks fourth in the Big Ten and 33rd nationally in assist/turnover ratio at 2.82.

WHERE THEY RANK

• Take a look at where the Gophers rank in the Big Ten nationally:

Gophers Rank	Big Ten	Nationally
Assist/Turnover Ratio	5	31
Assists Per Game	2	7
Bench Points	3	141
Blocks Per Game	3	46
FG %	4	42
Scoring Margin	5	90
3-Ptrs Per Game	4	96
3-Pt %	5	47
Rebound Margin	4	121

GARCIA NAMED KAREEM ABDUL-JABBAR CENTER OF THE YEAR FINALIST

• Dawson Garcia has been named a top-10 finalist for the Kareem Abdul-Jabbar Center of the Year Award, announced Feb. 2 by Naismith Basketball Hall of Fame. Garcia is one of two Big Ten players named to the top-10 list.

• Despite missing three games to injury, Garcia leads the Golden Gophers in points (445), points per game (17.8), rebounds (161), rebounds per game (6.4), free throws attempted (159) and free throws made (129). Garcia ranks second on the team in minutes played averaging 31.8, has started in all 25 games he's participated in and is also shooting 46.9 percent from the field. Garcia ranks sixth in the Big Ten in points and 14th in rebounding. Of his 25 games this season, Garcia has led or tied the team in scoring 15 times. The Savage, Minn., product has scored double-digit points in 24 games this year, missing just one game, where he left the game due to injury. Garcia, an All-Big Ten Preseason selection and the season's first Big Ten Player of the Week, also has recorded three point/rebound double-doubles this season.

ON THE DOCKET

• Minnesota closes out its home schedule when it hosts Indiana March 6 at 8 p.m. The game will be televised on Big Ten Network.

• Mike Grimm and Al Nolen will provide the radio broadcast on KFAN 100.3 FM.

BRINGIN' THE PAYNE

• Pharrel Payne averages 10.2 points in Big Ten play and 71 rebounds in 17 games. The sophomore averages 26.6 minutes in league action and has 23 blocks. On the season, Payne has had 12 double-digit point games, including seven in Big Ten action. In addition, he's had three games in which he's had double-digit rebounds.

LAST GAME RECAP

• Minnesota dropped a 105-97 offensive battle at No. 13 Illinois Wednesday night. The teams combined for 202 points, and there were 20 lead changes and six ties in the game. The Gophers were 14 of 20 (.700) from a three-point range. The 14 three-pointers tied for fourth-most in a single game, and the 70 percent figure is fourth-best in Minnesota history (min. eight attempts).

• Dawson Garcia scored 29 points when he made 12 of 23 field goals, scoring 20 or more points for the 10th time this season. All five starters scored double digits, while Elijah Hawkins had a point/assist double-double.

QUICK FACTS

Name of School: University of Minnesota
City/Zip: Minneapolis, MN 55455
Founded: 1851
Enrollment: 52,376
Nickname: Golden Gophers
School colors: Maroon and Gold
Arena (cap.): Williams Arena (14,625) / Opened 1928
Conference: Big Ten
Interim President: Jeff Ettinger
Athletics Director: Mark Coyle
Faculty Representative: Dr. Frances Homans, Dr. Donald Dengal

TEAM INFORMATION

Head Coach: Ben Johnson
Alma Mater/Year: Minnesota, '05
Assistant Coaches:
 Marcus Jenkins (Air Force, '04)
 Jason Kemp (Wisconsin-La Crosse, '04)
 Dave Thorson (Hamline University, '89), Josh Adel (Florida, '12)
Assistant Athletics Director, Basketball Operations:
 Ryan Livingston (Eastern, '04)
Athletic Performance: Steve Felde (Concordia (Wis.), '03)
Athletic Trainer: Ryan Dotson (Purdue, '09)
2022-23 Record: 9-22 Home: 6-11 Away: 1-9 Neutral: 2-2
Conference Record/Finish: 2-17/14th
Starters Returning/Lost: 2/3
Letterwinners Returning/Lost: 7/5

MINNESOTA HISTORICAL INFORMATION

First Year of Program: 1895-96 (129th Year)
Big Ten Championships: 8 (1906, 1907, 1911, 1917, 1919, 1937, 1972, 1982)
NCAA Tournament Appearances: 11 (Last, 2019)
NBA Draft Selections: 54 (Last Daniel Oturu, 2020)
All-Big Ten Honors: 122 (Last Dawson Garcia HM)
All-America Honors: 36 (Last Daniel Oturu, 2020 - HM AP, 3rd Team TSN, CBS)

Tale of the Tape

MN	Category	PSU
76.7	Points Per Game	75.8
71.0	Opponent Points Per Game	74.5
47.4	Field Goal Percentage	44.3
43.6	Opponent Field Goal Percentage	46.0
36.6	3-Pt. Field Goal Percentage	33.1
34.3	Opponent 3-Pt. Field Goal Percentage	31.1
68.8	Free Throw Percentage	73.6
35.8	Rebounds Per Game	31.6
499	Assists	360
331	Turnovers	318
168	Steals	251

ABOUT PENN STATE

- Penn State is 14-15 overall this season and 8-10 in Big Ten play. The Nittany Lions have won their past two of three but dropped their last game at Iowa Tuesday night 90-81.
- Penn State lost its leading scorer Kanye Clary, who was dismissed from the team. However, PSU has gone 2-2 since his departure, including a home win against then-No. 12 Illinois. Penn State's starting lineup consists of three juniors, a senior, and a fifth-year senior, who all transferred to the program this year. Ace Baldwin Jr. averages 14.1 points and ranks second nationally in steals per game with 81. Qudus Wahab averages 9.5 points and 7.6 rebounds, which ranks seventh in the league. Nick Kern and Zach Hicks average 8.8 and 8.2 points respectively.
- As a team, Penn State averages 75.8 and allows 74.5. The Nittany Lions are shooting 44.3 percent from the field, while its opponents are shooting 46 percent against them. PSU's three-point defense only allows its opponents to shoot 31.1 percent. The Nittany Lions are shooting 73.6 from the charity stripe and 31.6 rebounds.

DEPTH IN THE LINEUP

- For the first time in Ben Johnson's tenure, the Gophers have depth in his squad. Minnesota has 15 healthy players on the roster. Of the 15, eight are at the forward position, including returner Dawson Garcia. Minnesota also welcomes back Parker Fox and Isaiah Ihnen from back-to-back years of knee surgeries.
- Roster breakdown includes six guards, eight forwards and one center in Jack Wilson. Of the 13 scholarship players that played last year, 10 saw over 22 minutes of play the previous collegiate season.

DIFFERENCE A YEAR MAKES

- The Golden Gophers gained experience from last year to this year. Average age for the Gophers this season is 21.09, compared to last year's 20.38.
- Minnesota has four returning players that saw over 20 minutes per game, and added Elijah Hawkins and Mike Mitchell Jr., who each averaged over 29 minutes per game. Last season, both of which were starters for their respective teams.

DID YOU KNOW?

- Minnesota's Kris Keiny is the first Gopher player since Paul J. Sutton in 1944 to ever wear the No. 8. Since the 1958-59 season, the NCAA banned basketball athletes from wearing numbers 6-9 for officials to regulate foul calls to the scorers table. New this year, the NCAA now allows any athlete to wear numbers ranging from 0-99.
- Cam Christie is one of the youngest players in Division I men's basketball. In July, Christie turned 18, marking him the seventh youngest in the sport.

GOPHERS IN THE CLASSROOM

- Minnesota continues to improve in the classroom as well. Just this past fall, Minnesota recorded a program-best 3.37 a team cumulative grade point average and a fall semester 3.29 GPA. This bettered a previous program record of 3.36 set in the spring of 2023. In the fall of 2022, Minnesota held a 3.23 GPA.
- In a two-year total under head coach Ben Johnson, Minnesota has had 12 individuals earn either a master's or bachelor's degree.

HEAD COACH TIDBITS

- Head coach Ben Johnson is not only a graduate of Minnesota, he is also coaching in his hometown. Growing up in Minneapolis, Coach Johnson was also a standout at DeLaSalle High School here in Minneapolis.
- Johnson, 43, is now the second-youngest head coach in the Big Ten. Ohio State's Jake Diebler is 37, while Kevin Willard at Maryland is the third-youngest at 48.
- Johnson is the first Gopher alum to coach the program since George Hanson in 1970-71.
- Johnson is one of 52 Division I head coaches at the helm of his alma mater. Johnson is also one of four alums coaching their alma mater within the Big Ten (Michigan's Howard, Purdue's Matt Painter and Indiana's Woodson the other three).

MINNESOTA MEDIA POLICIES

MEDIA CREDENTIALS

Requests for working media credentials (newspaper, radio, TV, photo) for Minnesota home games must be made on-line at gophersports.com/media. Credentials for the 2021-22 season will be distributed either as single-game or full season and can be applied online at gophersports.com/media. Please contact the Athletic Communications office for more information regarding the on-line credentialing system. Delivery of credentials will be handled according to individual situations, but in most cases will not be mailed. Credentials can be picked up starting two and a half hours before game time at the Williams Arena media will call gate at the Oak Street Entrance.

PHOTO AND FILM CREDENTIALS

Limited space will be available courtside for selected photographers, while four additional shooting locations have reserved spots in front of section 112 (band section). Photo work room is located off the Williams Arena concourse.

PRO SCOUT CREDENTIALS

If scouts would like a media credential, please visit this link to obtain an approved credential: www.athletics.umn.edu/credentials/media. A credential however, does not secure a physical seat in Williams Arena. These must be purchased by our ticket office. For more information on tickets/seating, please contact Christian Herrera (herre362@umn.edu) and he will be able to assist you with any questions you may have.

MEDIA PASS GATE

Media members may pick up credentials at the pass gate table located off University Ave Entrance. Media pass gate entrance is located in Maturi Pavilion and opens two hours prior to the scheduled start time.

GAME NOTES

Minnesota, opponent and Big Ten conference notes can be found on each organization's respective website. Game notes will not be printed and will not be available at the game. Please see Minnesota's Digital Pressbox for copies.

MEDIA ROOMS

Williams Arena media room will be open to individuals this season, which is located off the elevator and on the second level. Postgame press conferences as well as water/soda will be made available in this room.

MEAL VOUCHERS

Media will receive a meal voucher, which can be redeemed at a concession stand. Concession stands open one hour prior to the start of the game. Meal vouchers will be located at each media member's seat.

POST-GAME INTERVIEWS

Minnesota will return to in-person postgame interviews for head coach Ben Johnson and players in the Williams Arena Media Room. Visiting teams will have the option to do in-person interviews in the media room or utilize a locker room for a virtual press conference. Please contact the visiting communications contact for this information.

WEEKLY PRACTICE ACCESS/INTERVIEW AVAILABILITY

Coach Johnson and select Golden Gopher players will be made available for interviews the day before each home game prior to practice. Requests for individual players should be submitted to Michelle Traversie no less than 24 hours before scheduled availability, but are not guaranteed for availability.

BIG TEN STANDINGS (AS OF 2.28.24)

SCHOOL	CONF.	PCT.	CONF H	CONF A	OVERALL	PCT.	PF-PA	HOME	AWAY	NEUT	STREAK
Purdue	14-3	.824	8-0	6-3	25-3	.893	2375-1962	14-0	6-3	5-0	W2
Illinois	12-5	.706	8-1	4-4	21-7	.750	2367-2040	15-2	4-5	2-0	W2
Northwestern	11-6	.647	8-0	3-6	20-8	.714	2078-1932	14-1	4-6	2-1	W3
Nebraska	10-7	.588	9-0	1-7	20-8	.714	2159-1945	17-1	2-7	1-0	W4
Wisconsin	10-7	.588	7-1	3-6	18-10	.643	2076-1928	13-2	3-8	2-0	L1
Michigan State	9-8	.529	6-3	3-5	17-11	.607	2083-1848	13-4	3-5	1-2	L2
Iowa	9-9	.500	6-3	3-6	17-12	.586	2428-2284	13-3	3-8	1-1	W1
Minnesota	8-9	.471	6-2	2-7	17-11	.607	2147-1989	15-3	2-7	0-1	L2
Penn State	8-10	.444	5-3	2-7	14-15	.483	2198-2160	11-4	2-7	1-4	L1
Indiana	7-10	.412	5-4	2-6	15-13	.536	2041-2100	11-5	2-6	2-2	W1
Maryland	7-11	.389	4-5	3-6	15-14	.517	2010-1868	11-5	4-7	0-2	L1
Rutgers	6-10	.375	4-4	2-6	14-13	.519	1786-1794	11-4	3-7	0-2	L3
Ohio State	6-11	.353	5-3	1-8	16-12	.571	2073-1957	11-4	1-8	4-0	W1
Michigan	3-14	.176	2-7	1-6	8-20	.286	2094-2211	5-9	1-7	2-4	L5

GOPHERS VS. PENN STATE**(ALL-TIME) Overall: 31-15****Home: 16-4 • Away: 11-10 • Neutral: 4-1**

1975	12/26	H	W	86-70	2014	3/9	H	W	81-63
1993	2/3	H	W	95-67	2014	3/13	N	W	63-56
1993	3/6	A	W	67-41	2015	1/28	A	L	58-63
1994	1/15	A	L	67-78	2015	3/8	H	L	76-79
1994	2/16	H	W	94-66	2016	1/5	A	L	77-86
1995	1/4	H	W	69-67	2017	1/14	A	L	50-52
1995	3/11	A	L	60-69	2017	2/25	H	W	81-71
1996	1/11	A	L	61-76	2018	1/15	A	W	95-84 (OT)
1996	3/2	H	W	62-60	2019	1/19	H	W	65-64
1997	2/5	H	W	85-70	2019	3/14	N	W	77-72 (OT)
1998	1/10	A	L	68-75	2020	1/15	H	W	75-69
1998	2/18	H	W	82-77	2020	2/8	A	L	77-83
1998	3/26	N	W	79-72	2021	3/3	A	L	65-84
1999	1/9	H	W	75-60	2022	2/12	H	W	76-70
1999	2/17	A	W	69-63	2022	2/17	A	L	46-67
2000	1/26	A	L	72-80	2022	3/9	N	L	51-60
2001	2/14	H	L	62-82	2023	2/18	H	L	69-76
2002	1/30	H	W	94-70	2024	1/27	A	W	83-74
2002	2/23	A	W	68-64					
2002	3/7	N	W	84-60					
2003	1/29	A	W	76-75					
2003	2/22	H	W	77-62					
2004	1/17	A	L	72-75					
2004	3/6	H	W	78-62					
2005	1/8	H	W	83-62					
2005	3/2	A	W	73-69					
2006	2/8	A	W	77-66					
2007	1/27	H	W	65-60					
2008	1/12	A	W	76-73					
2008	2/24	H	W	75-68					
2009	1/11	H	W	79-59					
2009	2/14	A	L	63-68					
2009	12/29	H	W	75-70					
2010	2/6	A	W	66-64					
2010	3/11	N	W	76-55					
2011	2/17	A	L	63-66					
2011	3/6	H	L	63-66					
2012	1/15	A	W	80-66					
2013	3/2	H	W	73-44					
2014	1/8	A	W	68-65					

*Bolded games later vacated

**GOPHERS VS. PSU
FACTS****LAST GOPHER WIN**

JAN 27, 2024 (MINNESOTA 83, PENN STATE 74)

LAST PENN STATE WIN

FEB 18, 2023 (PENN STATE 76, MINNESOTA 69)

COACHES

Ben Johnson vs. Penn State 2-3

Mike Rhoades vs. Minnesota 0-1

STREAKS

CURRENT STREAK Minnesota, W-1

WINS OVERALL 8 (March 6, 2004-Jan. 11, 2009)

LOSSES OVERALL 4 (Jan. 28, 2015-Jan. 14, 2017)

HOME WINS 8 (twice - last: Jan. 30, 2002-Dec. 29, 2009)

HOME LOSSES 1 (three times - last: March 8, 2015)

AWAY WINS 3 (March 2, 2005-Jan. 12, 2008)

AWAY LOSSES 4 (Jan. 15, 1994-Jan. 10, 1998)*

*Includes vacated games

MISC.

MOST GOPHERS' POINTS - WIN

95 (twice - last: Minnesota 95, Penn State 84 - Jan. 15, 2018)

FEWEST GOPHERS' POINTS - WIN

62 (Minnesota 62, Penn State 60 - March 2, 1996)*

MOST GOPHERS' POINTS - LOSS

77 (2X, most recent)

(Penn State 83, Minnesota 77 - Feb. 8, 2020)

FEWEST GOPHERS' POINTS - LOSS

46 (Penn State 67, Minnesota 46 - Feb. 17, 2022)

MOST PENN STATE POINTS - WIN

86 (Penn State 86, Minnesota 77 - Jan. 5, 2016)

FEWEST PENN STATE POINTS - WIN

52 (Penn State 52, Minnesota 50 - Jan. 14, 2017)

MOST PENN STATE POINTS - LOSS

84 (Minnesota 95, Penn State 84 - Jan. 15, 2018)

FEWEST PENN STATE POINTS - LOSS

41 (Minnesota 67, Penn State 41 - March 6, 1993)

LARGEST GOPHER WIN MARGIN

29 (Minnesota 73, Penn State 44 - March 2, 2013)

LARGEST PENN STATE WIN MARGIN

20 (Penn State 82, Minnesota 62 - Feb. 14, 2001)

OVERTIME GAMES

Minnesota leads, 2-0

2023-24 NUMERICAL ROSTER

NO.	NAME	POS	HT	WT	YR.	HOMETOWN (HIGH SCHOOL/LAST SCHOOL)
0	Elijah Hawkins	G	5-11	165	Jr.	Washington, D.C. (DeMatha/Howard)
1	Joshua Ola-Joseph	F	6-7	215	So.	Brooklyn Park, Minn. (Compass Prep)
2	Mike Mitchell Jr.	G	6-2	185	Jr.	San Jose, Calif. (Archbishop Mitty/Pepperdine)
3	Dawson Garcia	F	6-11	230	Jr.	Savage, Minn. (Prior Lake/North Carolina)
4	Braeden Carrington	G	6-4	195	So.	Brooklyn Park, Minn. (Park Center)
5	Isaiah Ihnen	F	6-9	220	R-Sr.	Boeblingen, Germany (IBA Munich)
8	Kris Keinys	F	6-8	215	Fr.	Klaipeda, Lithuania (Klaipedos Vytauto Didžiojo)
11	Jackson Purcell	G	6-5	195	R-So.	Apple Valley, Minn. (Eastview)
12	Erick Reader	F	6-8	210	Fr.	Bloomington, Minn. (New Life Academy)
15	Kadyn Betts	F	6-8	220	R-Fr.	Pueblo, Colo. (Pueblo Central)
21	Pharrel Payne	F	6-9	255	So.	Cottage Grove, Minn. (Park High Cottage Grove)
23	Parker Fox	F	6-8	220	R-Sr.	Mahtomedi, Minn. (Mahtomedi/Northern State)
24	Cam Christie	G	6-6	190	Fr.	Arlington Heights, Ill. (Rolling Meadows)
25	Will Ramberg	G	6-5	205	Sr.	Grand Marais, Minn. (Cook County/McGill)
33	Jack Wilson	C	6-11	285	Gr.	Montara Calif. (Junipero Serra/Washington State)

Head Coach: Ben Johnson (Minnesota, 2005, Third Year)

Assistant Coaches: Marcus Jenkins (Air Force, 04), Jason Kemp (Wisconsin-La Crosse, 04), Dave Thorson (Hamline, 1989), Josh Adel (Florida, 2012)

Assistant AD, Basketball Operations: Ryan Livingston (Eastern, 2004)

Video Coordinator: Collin Southworth (Xavier, 2019)

Quality Control: Kelsey Steinhagen (Wisconsin-Stout, 2007)

Graduate Assistant: Spencer Cody (Xavier, 2022)

Graduate Manager: Nick Gag (Minnesota, 2022)

Athletic Performance Coach: Steve Felde (Concordia, Wis, 2003)

Athletic Trainer: Ryan Dotson (Purdue, 2009)

2023-24 ALPHABETICAL ROSTER (PRONUNCIATION)

15 Kadyn Betts (KAY-den)	STARTERS RETURNING (2)	Freshmen (4)	GERMANY (1)
4 Braeden Carrington (BRAY-den)	Dawson Garcia, Jr., F	Kadyn Betts (RS)	Isaiah Ihnen
24 Cam Christie	Joshua Ola-Joseph, So., F	Cam Christie	
23 Parker Fox		Kris Keinys	LITHUANIA (1)
3 Dawson Garcia	LETTERWINNERS RETURNING (7)	Erick Reader	Kris Keinys
0 Elijah Hawkins (EE-lie-zjuh)	Braeden Carrington, So., G		
5 Isaiah Ihnen (EE-nin)	Dawson Garcia, Jr., F	BY STATE/COUNTRY	
8 Kris Keinys (kee-nees)	Isaiah Ihnen, So., F	CALIFORNIA (2)	
2 Mike Mitchell Jr.	Joshua Ola-Joseph, So., F	Mike Mitchell Jr.	
1 Joshua Ola-Joseph (OH-luh-joh-seff)	Pharrel Payne, So., F	Jack Wilson	
21 Pharrel Payne (fuh-REL)	Jackson Purcell, R-So., G/F	COLORADO (1)	
11 Jackson Purcell	Will Ramberg, Jr., G/F	Kadyn Betts	
25 Will Ramberg (RAM-burg)			
12 Erick Reader	ROSTER BY CLASS (ELIGIBILITY)	ILLINOIS (1)	
33 Jack Wilson	Seniors (3)	Cam Christie	
	Parker Fox (RS)		
	Will Ramberg	MINNESOTA (8)	
	Jack Wilson	Braeden Carrington	
		Parker Fox	
	Juniors (4)	Dawson Garcia	
	Isaiah Ihnen (RS)	Will Ramberg	
	Dawson Garcia	Joshua Ola-Joseph	
	Mike Mitchell Jr.	Pharrel Payne	
	Elijah Hawkins	Jackson Purcell	
		Erick Reader	
	Sophomores (4)		
	Jackson Purcell (RS)	WASHINGTON D.C. (1)	
	Braeden Carrington	Elijah Hawkins	
	Joshua Ola-Joseph		
	Pharrel Payne		

2024-25 GOPHERS

University of Minnesota head men's basketball coach Ben Johnson announced the addition of future Gophers Isaac Asuma and Grayson Grove.


ISAAC ASUMA

G • 6-3 • 190 • MT. IRON, MINN.

Asuma, a 6-3, 190-pound guard, plays for Cherry High School under Jordan Christianson and in the AAU circuit with D1 Minnesota under former Gopher Jonathon Williams. Asuma led Cherry to back-to-back Class A semifinals the past two years and has accumulated over 2,000 career points. As a junior, Asuma averaged 21 points, 8.8 rebounds, 6.5 assists and 2.6 steals. For his efforts, he was named Duluth News Tribune's 2023 All-Area Player of the Year and all-state selection. In 2022, Asuma guided Cherry to its first Class A tournament appearance in 25 years and a school record 27 wins. In that tournament, Asuma averaged 28 points, including two games where he produced 31 and 36 points respectively. As a sophomore, Asuma led Cherry when he averaged 27 points, 9.5 rebounds, seven steals and three assists per game. Asuma is a two-time state high school all-tournament selection. He is the first individual from Cherry to receive a Division I basketball scholarship offer. A 4.0 student, Asuma is also a three-sport athlete in football, basketball and baseball. With D1 Minnesota, Asuma saved his best season as his last, including a 21-point performance at the Adidas Championship, which garnered him a top-16 performer there. Asuma is a four-star recruit in 247 and is listed as one of the top players in the state of Minnesota.

JOHNSON ON ASUMA:

"We're really excited about adding Isaac to our program," head coach Ben Johnson said. "Isaac brings a lot of things our fanbase will enjoy: a proven winner that has a competitive edge and toughness to him. Isaac has a great skill level and a tremendous amount of pride that I love. He is an outstanding individual both on and off the court and comes from a great family. Isaac is a player that will give maximum effort from the first day he's on campus and I know he couldn't be more excited to be here and represent Minnesota."



GRAYSON GROVE

F • 6-9 • 230 • ALEXANDRIA, MINN.

Grove, a 6-9, 230-pound forward, played for Alexandria High School under Forrest Witt and D1 Minnesota under former Gopher Jonathon Williams. Grove led his Alexandria Cardinals to the state tournament this year where they won their first-round game and finished fourth place at the tournament as the team finished 25-6 last season. As a junior team captain, Grove averaged 20 points, 8.2 rebounds, 2.7 assists, 2.4 steals and 1.7 blocks per game. Grove also shot 57.8 from the field, including 38.7 from three-point range. He was voted Alexandria's team MVP, named to the Class AAA State Tournament Team as well as an All-Central Lakes conference selection. As a sophomore, Grove averaged 12.5 points, 6.8 rebounds, 1.8 steals and 1.0 blocks per game as the Cardinals finished with a 23-6 record and a section title appearance. He was also named one of the team's defensive players of the year. Along with his basketball ability, Grove is also a standout soccer player who earned all-conference honors. He rounds out as a three-sport athlete, also playing baseball. Grove had ankle surgery in the summer of 2023, forcing him to miss most of the AAU season.

JOHNSON ON GROVE:

"I'm really looking forward to adding Grayson to the program," Johnson said. "He's a player that we tracked early in the process and knew his skill set fits how we want to play. Grayson's developmental mindset fits our program. He competes at a high level and does things the right way, both on and off the court. Grayson's a great competitor and will only strengthen our front court. He too comes from a great family and we're ready for him to be a Gopher."



MINNESOTA WHEN...

	23-24	22-23
Home	15-3	6-11
Away	2-7	1-9
Neutral	0-1	2-2
Nonconference (inc. post-season)	9-2	7-5
Big Ten Conference	8-9	2-17
Big Ten Tournament	-	1-1
Leading at half	10-3	8-2
Trailing at half	5-7	1-19
Tied at half	2-0	0-1
Leading with 5:00 left	15-2	8-1
Trailing with 5:00 left	2-9	1-21
Tied with 5:00 left	-	0-1
Overtime	1-0	1-1
Shooting 50% or better from field	9-1	3-3
Shooting less than 50% from field	8-10	6-19
Opp. shoot 50% or better from field	1-3	0-7
Opp. shoot less than 50% from field	15-8	9-14
Make more 3s than opponent	11-5	5-8
Opponent makes more 3s	4-5	2-13
3s are equal	1-1	2-1
More FT attempts than opponent	11-5	6-10
Opponent had more FT attempts	4-5	3-10
FT attempts are equal	2-1	0-2
Out-rebound opponent	12-4	6-5
Out-rebounded by opponent	4-7	3-16
Rebounds are equal	1-0	0-1
Fewer turnovers than opponent	8-2	2-6
More turnovers than opponent	8-8	5-16
Turnovers are equal	1-1	2-0
Bench outscores opponent's bench	13-7	6-9
Opponent's bench outscores MN bench	4-4	3-12
Bench points are equal	-	0-1
Score 70 points or more	14-5	5-4
Score fewer than 70 points	3-6	4-18
Hold opponent to less than 70 points	13-1	7-7
Opponent scores 70 points or more	4-10	2-15
Score 80 points or more	9-2	-
Games decided by 1-5 points	3-3	6-5
Games decided by 6-10 points	4-5	0-4
Games decided by 11-15 points	2-1	1-2
Games decided by more than 15 points	8-2	2-11
November	5-2	4-3
December	5-1	2-3
January	3-4	1-7
February	4-4	0-7
March	-	2-2
On FOX	-	-
On CBS, CBSSN, TruTV, TNT, TBS	0-1	1-1
On Peacock or NBC	5-0	0-2
On Big Ten Network	9-8	3-17
On FS1	0-2	2-2
Other/Internet	3-0	3-0
vs. ranked opponents	0-3	0-4
vs. unranked opponents	17-8	9-18
Day Games	4-1	1-5
Night Games	13-10	8-17
Weekday Games	9-6	6-13
Weekend Games	8-5	2-9
Wearing Gold Uniforms	3-1	7-9
Wearing White Uniforms	9-4	-
Wearing Maroon Uniforms	1-6	2-7
Wearing Retro Gold Uniforms	3-0	0-4
Wearing Black Uniforms	1-1	0-2

2023-24 STARTING LINEUPS

Games	G	G	F/G	F	F/C	Record
1	Hawkins	Carrington	Ola-Joseph	Garcia	Payne	1-0
2-8	Hawkins	Carrington	Ola-Joseph	Ihnen	Garcia	4-3
9	Hawkins	Carrington	Christie	Ola-Joseph	Garcia	1-0
10	Hawkins	Carrington	Christie	Ola-Joseph	Payne	1-0
11-12	Hawkins	Mitchell Jr.	Christie	Ola-Joseph	Payne	2-0
13-17, 20	Hawkins	Mitchell Jr.	Christie	Ola-Joseph	Garcia	4-2
18	Mitchell Jr.	Christie	Ola-Joseph	Garcia	Payne	0-1
19, 21-28	Hawkins	Mitchell Jr.	Christie	Garcia	Payne	4-5

MISCELLANEOUS STATISTICS

DUNK -0- METER	SEASON (MN CAREER)	DOUBLE-FIGURE REBOUNDS	SEASON (MN CAREER)
Pharrel Payne	31 (64)	Pharell Payne	3 (6)
Joshua Ola-Joseph	20 (40)	Dawson Garcia	3 (6)
Parker Fox	20 (20)	Braeden Carrington	1 (1)
Cam Christie	5 (5)	Elijah Hawkins	1 (1)
Dawson Garcia	4 (5)		
Braden Carrington	1 (1)	DOUBLE-FIGURE ASSISTS	SEASON (MN CAREER)
Kadyn Betts	1 (1)	Elijah Hawkins	6 (6)
Isaiah Ihnen	1 (1)		
		STARTS	SEASON (MN CAREER)
DOUBLE DOUBLES	SEASON (MN CAREER)	Elijah Hawkins	27 (27)
Dawson Garcia	3 (6)	Dawson Garcia	25 (51)
Elijah Hawkins	3 (3)	Cam Christie	20 (20)
Pharrel Payne	2 (5)	Joshua Ola-Joseph	19 (43)
		Pharrel Payne	13 (18)
30+ SCORING GAMES	SEASON (MN CAREER)	Braeden Carrington	10 (10)
Dawson Garcia	2 (2)	Mike Mitchell Jr.	18 (18)
		Isaiah Ihnen	7 (10)
20+ SCORING GAMES	SEASON (MN CAREER)	Will Ramberg	- (4)
Dawson Garcia	9 (13)	GAMES MISSED <small>(INJURY/ILLNESS/OTHER)</small>	SEASON (MN CAREER)
Cam Christie	2 (2)	Braeden Carrington	3 (11)
Elijah Hawkins	1 (1)	Dawson Garcia	3 (8)
Pharrel Payne	1 (1)	Pharrel Payne	2 (3)
Isaiah Ihnen	1 (1)	Will Ramberg	- (2)
Braeden Carrington	- (1)	Cam Christie	1 (1)
Mike Mitchell Jr.	1 (1)	Jack Wilson	2 (2)
		Elijah Hawkins	1 (1)
DOUBLE-FIGURE SCORING	SEASON (MN CAREER)	Erick Reader	1 (1)
Dawson Garcia	24 (46)	Kris Keinys	1 (1)
Pharrel Payne	11 (24)		
Joshua Ola-Joseph	14 (24)	FOULED OUT	SEASON (MN CAREER)
Isaiah Ihnen	3 (4)	Dawson Garcia	1 (3)
Elijah Hawkins	13 (13)	Pharrel Payne	- (2)
Cam Christie	17 (17)	Elijah Hawkins	4 (4)
Mike Mitchell Jr.	15 (15)	Parker Fox	1 (1)
Braeden Carrington	3 (9)		
Parker Fox	3 (3)		

Largest Victory	36	vs. IUPUI (12/12/23)
Largest Defeat	18	San Francisco (11/26/23)/Nebraska (2/25/24)
Largest Halftime Lead	30	vs. IUPUI (12/12/23)
Largest Halftime Deficit	15	Nebraska (12/6/23)
Most Points In First Half	57	vs. IUPUI (12/12/23)
Most Points In Second Half	52	Nebraska (12/6/23)/at Penn State (1/27/24)
Most Points in Overtime	14	vs. Northwestern (2/3/24)
Most Points Allowed In First Half	42	Ohio State (12/3/23)
Most Points Allowed In Second Half	57	at Illinois (2/28/24)
Best Field Goal Pct. In A Half	70.6	vs. IUPUI (12/12/23) (1st Half)
Best Field Goal Pct. In A Game	62.7	vs. IUPUI (12/12/23)
Best Field Goal Pct. In a Big Ten Game	53.8	at Penn State (1/27/24)
Largest Lead	41	vs. IUPUI (12/12/23)
Largest Lead On Road	20	at Iowa (2/11/24)
Largest Lead - Neutral Site	-	-
Largest Deficit	22	at Ohio State (12/3/23)
Largest Deficit At Home	17	Nebraska (12/6/23)
Largest Deficit On Road	23	at Nebraska (2/25/24)
Largest Deficit Neutral Site	20	San Francisco (11/26/23)

THE LAST TIME...

> TEAM RECORDS

RANKED IN A.P. TOP 25	Jan. 25, 2021 (No. 21)
RANKED IN USA TODAY TOP 25	Jan. 25, 2021 (No. 20)
DEFEATED AN A.P. NO. 1 TEAM	Feb. 27, 2013 (Minnesota 77, No. 1 Indiana 73)
DEFEATED AN A.P. TOP 5 TEAM	Dec. 25, 2020 (Minnesota 102, No. 4 Iowa 95 OT)
DEFEATED AN A.P. TOP 10 TEAM	Jan. 16, 2021 (No. 23 Minnesota 75, No. 7 Michigan 57)
DEFEATED AN A.P. TOP 25 TEAM	Feb. 11, 2021 (Minnesota 71, No. 24 Purdue 68)
DEFEATED TWO A.P. TOP 5 TEAMS	2020-21 Season (Beat No. 4 Iowa and No. 7 Michigan)
DEFEATED A HIGHER RANKED TEAM ON THE ROAD (when ranked)	
Feb. 12, 1994	(#23 Minnesota 109, #21 Wisconsin 78 in Madison, Wis.)
DEFEATED A RANKED TEAM ON THE ROAD (when unranked)	
Jan. 3, 2019	(Minnesota 59, No. 22 Wisconsin 52 in Madison, Wis.)
DEFEATED A HIGHER RANKED TEAM AT NEUTRAL SITE (when ranked)	
Nov. 26, 2009	(#16 Minnesota 82, #10 Butler 73 in Anaheim, Calif.)
DEFEATED A RANKED TEAM AT NEUTRAL SITE (when unranked)	
Mar. 15, 2019	(Minnesota 75, #13 Purdue 73 - BTT)
SCORED 100 POINTS IN A GAME	Dec. 12, 2023 (Minnesota 101, IUPUI 65)
SCORED 50 PTS IN A HALF	Feb. 28, 2024 (52 in second half vs. Illinois)
ALLOWED 100 POINTS IN A GAME	Feb. 28, 2024 (Illinois 105, Minnesota 97)
HELD OPPONENT TO LESS THAN 50 POINTS - WIN	
Nov. 24, 2021	(Minnesota 55, Jacksonville 44)
HELD OPPONENT TO LESS THAN 50 POINTS - LOSS	
Jan. 26, 2013	(Wisconsin 45, Minnesota 44)
HELD OPPONENT TO LESS THAN 40 POINTS	Nov. 9, 2012 (Minnesota 72, American 36)
HELD OPPONENT UNDER 20 POINTS IN A HALF	Nov. 21, 2022 (California Baptist - 18 in 1st)
HELD OPPONENT UNDER 15 POINTS IN A HALF	Jan. 3, 2019 (Wisconsin - 14 in 1st)
DEFEATED A TEAM BY 30 POINTS	Dec. 12, 2023 (Minnesota 101, IUPUI 65)
DEFEATED A TEAM BY 20 POINTS	Dec. 12, 2023 (Minnesota 101, IUPUI 65)
SHOT 70 PERCENT FROM THE FIELD	Feb. 11, 1984 (.714, vs. Indiana - 30 of 42)
SHOT 60 PERCENT FROM THE FIELD	Feb. 28, 2024 (.600 vs. Illinois - 36 of 60)
SHOT OVER 55 PERCENT FROM THE FIELD	Feb. 28, 2024 (.600 vs. Illinois - 36 of 60)
MADE 10 THREE-POINTERS IN A GAME	Feb. 28, 2024 (Minnesota vs. Purdue 14 of 20)
ERASED A 15-POINT DEFICIT TO WIN GAME	Jan. 27, 2024 (16 at Penn State)
HAD 50 REBOUNDS IN A GAME	Nov. 21, 2023 (50 vs Ark-Pine Bluff)
HAD 30 ASSISTS IN A GAME	Dec. 12, 2023 (Minnesota 101, IUPUI 65)
HAD 20 ASSISTS IN A GAME	Feb. 18, 2024 (20 off 49 FG attempts vs. Rutgers)
HAD 15 STEALS IN A GAME	Feb. 7, 2015 (17 vs. Purdue)
HAD 10 STEALS IN A GAME	Jan. 7, 2024 vs. Maryland (11)
BLOCKED 10 SHOTS IN A GAME	Jan. 3, 2018 (10 vs. Illinois)
COMMITTED 5 OR FEWER TURNOVERS	Feb. 28, 2024 (5 at Illinois)
FORCED 30 TURNOVERS	Dec. 28, 2007 (30 vs. Nicholls State)
FORCED 25 TURNOVERS	Dec. 8, 2014 (25 vs. North Dakota)
FORCED 20 TURNOVERS	Nov. 19, 2021 (20 vs. Purdue Ft. Wayne 49)
HAD SIX PLAYERS SCORE IN DOUBLE FIGURES	Nov. 22, 2016 vs. Arkansas (Amir Coffey-19, Nate Mason-13, Eric Curry-12, Akeem Springs-11, Jordan Murphy-10, Reggie Lynch-10)
HAD FIVE PLAYERS SCORE IN DOUBLE FIGURES	Feb. 18, 2024 vs. Rutgers (Garcia-29, Christie-23, Mitchell-17, Payne-15, Hawkins-10)
TWO PLAYERS WITH DOUBLE-DOUBLES IN THE SAME GAME	Nov. 22, 2021 vs. Green Bay (Eric Curry - 11 points, 10 rebounds; Payton Willis - 14 points, 10 assists)
THREE PLAYERS WITH DOUBLE-DOUBLES IN THE SAME GAME	
Dec. 11, 2018 vs. North Florida (Jordan Murphy - 20 points, 18 rebounds; Isaiah Washington - 14 points, 13 assists; Daniel Oturu - 13 points, 11 rebounds)	
WON A GAME WITH THE LAST SHOT IN THE GAME	March 2, 2023 (Jamison Battle three-pointer vs Rutgers on a buzzer beater)
WON A GAME WITH MINNESOTA'S LAST SHOT	March 2, 2023 (Jamison Battle three-pointer vs Rutgers on a buzzer beater)
MINNESOTA'S LAST BUZZER BEATER WIN	March 2, 2023 (Jamison Battle three-pointer vs Rutgers as time expired)

> OVERTIME

PLAYED AN OVERTIME GAME	Feb. 3, 2024 (Minnesota 75, Northwestern 66 OT)
PLAYED A DOUBLE OVERTIME GAME	Nov. 14, 2021 (Minnesota 87, Princeton 80 2OT)
PLAYED A TRIPLE OVERTIME GAME	Feb. 5, 2014 (Purdue 77, Minnesota 74 3OT)
WON AN OVERTIME GAME	Feb. 3, 2024 (Minnesota 75, Northwestern 66 OT)
LOST AN OVERTIME GAME	Jan. 7, 2023 (Nebraska 81, Minnesota 79 OT)

> MINNESOTA INDIVIDUAL RECORDS

TRIPLE-DOUBLE	Mychal Thompson (34 pts, 12 reb, 12 blocks vs. Ohio State), 1/26/1976
DOUBLE-DOUBLE (PTS-AST)	Elijah Hawkins (10 pts., 12 ast., at Illinois), 2/28/2024
DOUBLE-DOUBLE (PTS-RBS)	Pharrel Payne (21 pts., 11 rbs., vs Rutgers), 1/4/2024
40 OR MORE POINTS IN A GAME	Marcus Carr (41 at Nebraska), 2/27/2021
35 POINTS IN A GAME	Dawson Garcia (36 pts., 11 rbs., vs Ohio State), 12/3/2023
30 POINTS IN A GAME	Dawson Garcia (36 pts., 11 rbs., vs Ohio State), 12/3/2023
25 POINTS IN A GAME	Dawson Garcia (29 pts at Illinois), 2/28/2024
25 POINTS IN A HALF	Dawson Garcia (28 pts vs Ohio State), 12/3/2023
20 POINTS IN A HALF	Dawson Garcia (28 pts vs Ohio State), 12/3/2023
20 REBOUNDS IN A GAME	Daniel Oturu (20 vs. FIU), 12/28/2019
15 REBOUNDS IN A GAME	Dawson Garcia (15 vs Nebraska), 1/7/2023
15 ASSISTS IN A GAME	Elijah Hawkins (17, vs. IUPUI), 12/12/23*
10 ASSISTS IN A GAME	Elijah Hawkins (12 at Illinois), 2/28/2024
FIVE THREE-POINTERS IN A GAME	Cam Christie (6 at Illinois), 2/28/2024
15 FREE THROWS MADE IN A GAME	Trevor Mbakwe (16 vs. Fairfield), 11/17/2011
10 FREE THROWS MADE IN A GAME	Dawson Garcia (12 vs Ohio State), 12/3/2023
10 FREE THROWS MADE IN CONSECUTIVE GAMES	Marcus Carr (13 at Nebraska, 13 at Penn State), 2-27/21-3/3/2021
FIVE STEALS IN A GAME	Elijah Hawkins (6 vs. Maryland), 1/7/2024
FIVE BLOCKS IN A GAME	Liam Robbins (6 at Purdue), 1/30/2021
10 BLOCKS IN A GAME	Reggie Lynch (11 vs. Penn State), 2/25/2017
30 POINTS AND 10 ASSISTS IN A GAME	Nate Mason (31 pts., 11 ast., at Purdue), 1/1/2017
30 POINTS AND 10 REBOUNDS IN A GAME	Dawson Garcia (36 pts., 11 rbs., vs Ohio State), 12/3/2023
20 POINTS AND 10 ASSISTS IN A GAME	Payton Willis (24 pts., 10 ast., vs. Purdue), 2/2/2022
20 POINTS AND 20 REBOUNDS IN A GAME	Daniel Oturu (21 pts., 20 rbs., vs. FIU), 12/28/2019
20 POINTS AND 10 REBOUNDS IN A GAME	Pharrel Payne (21 pts., 11 rbs., vs. Rutgers), 2/18/2024
15 POINTS, 15 REBOUNDS IN A GAME	Dawson Garcia (19 pts, 15 rbs vs Nebraska, 1/7/23)
CONSECUTIVE 30-POINT GAMES	Marcus Carr (32 vs. SLU; 30 vs. Iowa), 12/20-12/25/2020
CONSECUTIVE 20-POINT GAMES	Dawson Garcia (22 vs. Mich St (1/18/24 and 30 vs Iowa (1/15/24)
THREE STRAIGHT 20-POINT GAMES	Marcus Carr (21 vs Northwestern; 41 at Nebraska; 22 at Penn State), 2/25-3/3/2021
THREE STRAIGHT 10-ASSIST GAMES	Elijah Hawkins (11 vs Nebraska; 11 vs FGCU; 17 vs IUPUI), 12/6-2/12/2023
FOUR STRAIGHT 20-POINT GAMES	Daniel Oturu (22 at Northwestern; 28 vs. Maryland; 26 at Wisconsin; 24 at Indiana), 2/23-3/4/2020
FIVE STRAIGHT 20-POINT GAMES	Amir Coffey (31 at Northwestern; 32 vs. Purdue; 23 at Maryland; 22 vs. Penn State - BTT; 21 vs. Purdue - BTT), 2/28-3/15/2019

> OPPONENT INDIVIDUAL RECORDS

TRIPLE-DOUBLE	Ayo Dosunmu (19 pts., 10 rbs., 10 assists), Illinois, 2/20/2021
DOUBLE-DOUBLE	Zach Edey (at Purdue: 24 pts, 15 reb), 2/15/2024
40 OR MORE POINTS IN A GAME	Collin Sexton, Alabama (40), 11/25/2017
30 POINTS IN A GAME	Jalen Pickett (Penn State: 32 pts), 2/18/2023
25 POINTS IN A GAME	Terrence Shannon Jr. (Illinois: 29 pts), 2/28/2024
20 REBOUNDS IN A GAME	Trayce Jackson-Davis (Indiana: 21 reb), 1/25/2023
15 REBOUNDS IN A GAME	Trayce Jackson-Davis (Indiana: 21 reb), 1/25/2023
15 ASSISTS IN A GAME	Bryant McIntosh, Northwestern (16), 1/10/2018
10 ASSISTS IN A GAME	Ayo Dosunmu, Illinois (10), 2/20/2021
FIVE THREE-POINTERS IN A GAME	Rashad Williams, UAPB (6 3s, 26 pts) 11/21/23
10 FREE THROWS MADE IN A GAME	Tony Perkins, Iowa (11), 2/11/2024
FIVE STEALS IN A GAME	Trent Frazier, Illinois (6), 2/20/2021
FIVE BLOCKS IN A GAME	Trayce Jackson-Davis (Indiana: 21 reb), 1/25/2023
20 POINTS/10 REBOUNDS IN GAME	Zach Edey (at Purdue: 24 pts, 15 reb), 2/15/2024

* - school record



BEN JOHNSON

HEAD COACH | THIRD YEAR HEAD COACH | GOLDEN GOPHER ALUM

JOHNSON AT A GLANCE

Hometown Minneapolis
 High School DeLaSalle (Minneapolis)
 College Minnesota, 2005
 (B.S. Sociology)



COLLEGIATE COACHING EXPERIENCE

2021- Head Coach, Minnesota
 2018-21 Assistant Coach, Xavier
 2013-18 Assistant Coach, Minnesota
 2012-13 Assistant Coach, Nebraska
 2008-12 Assistant Coach, UNI
 2006-08 Assistant Coach, Texas-Pan American
 2005-06 Graduate Assistant, University of Dayton

COACHING ACCOLADES

- Named the Minnesota head coach on March 22, 2021 after a three-year stint at Xavier
- First collegiate head coaching win came against Kansas City (Nov. 9, 2021) and first Big Ten win vs. Michigan (Dec. 11, 2021)
- In just first season as head coach, signed the No. 43 recruiting class
- Helped Xavier to consecutive top-30 recruiting classes in 2019 and 2020 as well as a 51-37 record in that span.
- Was at Minnesota from 2013-18 where he recruited local standouts Amir Coffey and Daniel Oturu as well as Gopher great Jordan Murphy.
- Recruiting coordinator during his one year at Nebraska
- Spent 2008-12 at Northern Iowa where the Panthers went 93-77 and won at least 20 games all four years there.
- Began his coaching career as a graduate assistant at Dayton

PLAYING CAREER

- Started his collegiate playing career at Northwestern for two seasons before finishing his career at Minnesota
- Tallied 533 points in 59 games as a Golden Gopher and scored 1,202 in his four-year college career between the two institutions and posted a .423 field goal percentage
- Two-year captain for the Gophers during his career
- Scored a career-high 32 points and 40 minutes played against Furman on Nov. 30, 2003
- Was a standout at DeLaSalle High School where he scored 2,200 points for the Islanders and was inducted into the DeLaSalle HS Hall of Fame in 2016
- In his senior year of high school, was named a Street & Smith All-American
- Played under Dave Thorson at DeLaSalle that won two state championships and a first-team all-state honors twice in basketball and football
- Also played at Howard Pulley in AAU

Ben Johnson enters his third year at the helm of Golden Gopher men's basketball. Johnson, 43, was named Minnesota's 18th head coach in school history on March 22, 2021.

In his first season as the Gopher men's basketball coach, Johnson had the task of assembling a team from scratch when he added 10 newcomers to the group. The Golden Gophers went 13-17 in 2021-22 and went 9-1 in nonconference play. Under Coach Johnson's tutelage, Minnesota won five road games, the first road wins since the 2019-20 campaign. He also recorded six Power 5 wins last year, including two Quad 1 wins. Johnson notched his first Big Ten Conference win on the road when the team defeated Michigan, 75-65. It marked Minnesota's first win at Michigan since the 2010-11 season. The Gophers also won the inaugural Asheville Championship and earned a thrilling win over Pitt in the Big Ten/ACC Challenge. Two players garnered All-Big Ten honorable mention in 2021-22.

Off the court, the Golden Gophers have six individuals earn a degree in May of 2022 as the team held a 3.18 team grade point average last season. He also signed the No. 43 recruiting class in just his first year as a head coach and welcomed eight newcomers to the 2022-23 team.

Minnesota went 9-22 in Johnson's second year, playing an unprecedented four freshman in his second head coaching campaign. Johnson also added his first Big Ten Tournament win when the Gophers defeated Nebraska, 78-75. Off the court, the Golden Gophers graduated five individuals and recorded a program best 3.36 grade point average in the spring of 2023. Minnesota also had 12 individuals record a GPA over 3.0.

Johnson, who graduated from Minnesota in 2005 with a bachelor's degree in sociology, returns to his alma mater after spending three seasons at Xavier as an assistant coach. Johnson previously served as an assistant coach at Minnesota from 2013-18 and was a two-time captain during his playing career for the Gophers.

Johnson helped lead Xavier to consecutive top-30 recruiting classes in 2019 and 2020 and the Musketeers posted a collective record of 51-37 in three seasons with him on the bench. In his previous stint at Minnesota, Johnson helped recruit local standouts and current NBA athletes in Daniel Oturu and Amir Coffey to the Gophers. Johnson was instrumental in recruiting and developing Jordan Murphy, who finished his career atop the Gopher record books in rebounds (1,307), free

throws made (460), free throws attempted (698) and second in scoring (1,802 points).

Prior to returning to Minnesota in 2013, he spent one season as an assistant coach under Tim Miles at the University of Nebraska. While with the Huskers, Johnson assisted in all-day-to-day basketball-related duties while also serving as recruiting coordinator. Johnson also led the development of Nebraska's backcourt players.

Johnson spent 2008-12 as an assistant coach at Northern Iowa. The Panthers went a combined 93-77 in that timeframe, winning at least 20 games in all four years. Northern Iowa reached postseason play in all four years and advanced to the NCAA Sweet 16 in 2009-10. That year, UNI won a school-record 30 games and upset top-seeded Kansas in the second round. During his tenure at UNI, the Panthers boasted three first-team All-MVC selections, including 2010 Missouri Valley Conference MVP Adam Koch in 2010. Four players were named to the MVC All-Freshmen or All-Newcomer teams, including a pair in 2011-12.

Prior to his stay at Northern Iowa, Johnson served as an assistant coach for two seasons at the University of Texas-Pan American. He was heavily involved in recruiting, worked with the Broncos perimeter players and coordinated UT-PA's summer camps.

Johnson's coaching career began at the University of Dayton, where he served as a graduate assistant during the 2005-06 season.

Johnson started his collegiate playing career at Northwestern and played two seasons before returning to the Twin Cities to finish his career. He finished with 533 points in 59 games in Maroon and Gold and scored a total of 1,202 career points between the two Big Ten Conference institutions.

The Minneapolis native enjoyed a standout prep career, leading DeLaSalle High School to a pair of state championships. He was a two-time first-team all-state selection in both football and basketball, and as a senior, was named a Street & Smith All-American, as well as an honorable mention Nike All-American.

He was listed as the 60th-best basketball player in the country by Bob Gibbons in his senior season, totaling more than 2,200 points during his high school career. Johnson also was listed on Tom Lemming's High School Football All-American list as a top-20 national recruit and was a two-time all-state performer on the gridiron.



O

ELIJAH HAWKINS

GUARD | JR | 5-11 | 160

WASHINGTON, D.C.

HOWARD | DEMATHA CATHOLIC HS

2023-24 | JUNIOR SEASON

Started in his first Gopher game in the season opener against Bethune-Cookman (11/6) and scored 10 points • added a team-high 10 rebounds, eight assists and two steals in the win over UTSA (11.10) • had nine points and five assists vs. USC Upstate (11.18) • scored 10 points, four assists in UAPB win (11/21) • had a season-high nine assists and four rebounds vs. New Orleans (11/30) • added his first double-double of his Gopher career when he had 12 points, 10 assists • recorded eight points and 11 assists vs. FGCU (12/9) • set a school record with 17 assists, which broke a nearly 30-year school record • also helped the Gophers set a team single game assist record with 30 against IUPUI • scored 12 points and seven rebounds vs Ball State (12/21) • added his third pt/assist double double with 12 points, 10 assists in the Maine win (12/29) • scored 14 points, seven assists and two steals in Michigan win • had 10 points, nine assists and six steals in Maryland win (1/7) • scored 16 points nine assists, five rebounds vs. Wisconsin (1/23) • had 13 points, 10 assists in Northwestern win (2/3) and established his 500th career assist • scored 16 points and added seven assists in the Rutgers win (2/19) • established a career-high 24 points in the win vs Ohio State (2/22) • reached his 1,000th career point in the Nebraska game (2/25) • added a double-double 10 points, 12 assists at Illinois (2.28).

PRIOR TO MINNESOTA

Played at Howard in 2021-22 and 2022-23 and started in 55 of 59 games as the Bison point guard • in 2022-23, Hawkins led Howard to its first NCAA Tournament berth in 31 years and a Mid-Eastern Athletic Conference title (MEAC) • averaged a team-best 12.9 points, 6.0 assists, 1.7 steals and 46.6 three-point percentage as a sophomore • named an All-MEAC First Team selection and the National Association of Basketball Coaches (NABC) Division I All-District Team • established career bests in points (20), minutes (39), three pointers made (5) and attempts (8) as well as assists (13) and rebounds (7) in 2022-23 • as a freshman in 2021-22, named the MEAC Rookie of the Year, an All-MEAC Second Team selection and a NABC All-District Team selection • averaged 13 points, 5.6 assists and 3.9 rebounds in 28 games, including 26 starts as a true freshman • during his Howard tenure named a conference player of the week twice in 2022-23 and a nine-time rookie of the week recipient in 2021-22.

PREP

Played at prep powerhouse DeMatha Catholic High School • saw significant time as a starter his junior and senior seasons • was a McDonald's All-America nominee • ranked as the 13th-best player in the Maryland/DC area as a senior • also played with New World AAU.

PERSONAL

Parents are Ramont Hawkins and Kiniesha Abraham • graduated from DeMatha Catholic in 2021 • majoring in sports management.

CAREER HIGHS

Points 24, vs. Ohio State 2/22/24	FG Attempts 22 at Mount St. Mary's 11/30/21
Rebounds 10 vs UTSA 11/10/23	3FG Made 5 at Coppin St. 02/18/23
Assists 17* vs IUPUI 12/12/23	3FG Attempts 8 5 times
Steals 7 at N.C. Central 01/29/22	FT Made 9 vs UMES 02/05/22
Blocks 1, 5 times	FT Attempts 11, twice, last vs Ohio St. 2/22/24
FG Made 9 vs Dist. Columbia 11/09/21	* school record

2023-24 GAME-BY-GAME (MN SEASON)

Opponent (Date)	Start	Min	Fg-Fa	3g-3a	Ft-Fta	O-D/T	PF A	TO	Blk	Stl	Pts
Beth-Cookman (11.6)	Y	25	3-7	1-2	3-3	0-2/2	3 1	1 0	2	10	
UTSA (11.10)	Y	29	1-6	0-3	6-6	1-9/10	3 8	6 1	2	8	
Missouri (11.16)	Y	27	2-7	2-3	2-2	0-5/5	1 6	4 0	1	8	
USC Upstate (11.18)	Y	27	2-8	0-3	5-5	1-4/5	2 5	3 0	1	9	
UAPB (11.21)	Y	16	2-4	1-3	5-6	3-0/3	4 4	2 0	1	10	
San Francisco (11.26)	Y	24	2-5	0-2	0-0	2-1/3	2 5	5 0	1	4	
New Orleans (11.30)	Y	26	1-3	0-2	1-3	0-4/4	2 9	1 0	0	3	
Ohio State (12.3)	Y	37	3-7	2-5	2-4	0-0/0	2 5	3 0	3	10	
Nebraska (12.6)	Y	35	2-4	2-3	6-10	1-5/6	2 11	4 1	1	12	
FGCU (12.9)	Y	31	3-10	2-6	0-0	0-0/0	2 11	2 0	2	8	
IUPUI (12.12)	Y	32	1-6	0-3	0-0	0-2/2	2 17	1 0	3	2	
Ball State (12.21)	Y	37	3-6	1-1	5-6	0-7/7	0 9	1 0	1	12	
Maine (12.29)	Y	35	4-8	2-4	2-2	0-2/2	1 10	2 1	4	12	
at Michigan (1.4)	Y	36	5-7	4-5	0-1	0-2/2	2 7	2 0	2	14	
Maryland (1.7)	Y	39	4-9	2-4	0-0	0-2/2	2 9	4 1	6	10	
at Indiana (1.12)	Y	36	2-12	1-8	0-0	0-3/3	2 6	2 0	1	5	
Iowa (1.15)	Y	38	0-4	0-4	1-2	0-5/5	5 9	2 0	4	1	
at Michigan St (1.18)	DNP-Injury										
Wisconsin (1.23)	Y	37	6-12	4-8	0-0	0-5/5	3 9	4 0	2	16	
at Penn State (1.27)	Y	26	2-4	2-3	2-2	1-5/6	5 5	2 0	1	8	
Northwestern (2/3)	Y	37	4-6	1-2	4-4	2-2/4	5 10	4 0	2	13	
Michigan State (2.6)	Y	39	2-9	0-5	2-2	0-3/3	1 6	3 0	0	6	
at Iowa (2/11)	Y	23	1-6	0-2	0-0	2-3/5	5 6	2 0	1	2	
at Purdue (2.15)	Y	32	1-8	1-5	2-2	0-2/2	0 7	3 0	1	5	
Rutgers (2.18)	Y	40	4-6	3-4	5-6	0-6/6	3 7	4 1	1	16	
Ohio State (2.22)	Y	39	6-10	4-5	8-11	0-2/2	3 7	2 0	2	24	
at Nebraska (2.25)	Y	37	4-11	0-4	1-11	2-2/4	1 2	3 0	0	9	
at Illinois (2.28)	Y	40	4-6	1-2	1-2	1-2/3	2 12	0 0	0	10	

CAREER STATISTICS

Season	Gp	Gs	Min	Avg	3-POINT			REBOUNDS										Pts	Avg	
					Fg-Fga	Pct	Fg-Fga	Pct.	Ft-Fta	Pct.	O-D/Tot	Avg	Pf/Dq	Asst	TO	Blk	ST			
2021-22	28	26	837	29.9	121-321	.377	33-112	.295	88-111	.793	13-97/110	3.9	69-2	156	114	4	62	363	13.0	(Howard)
2022-23	31	29	918	29.6	123-279	.441	54-116	.466	101-133	.759	16-97/113	3.6	73-1	185	125	0	53	401	12.9	(Howard)
2023-24	27	27	880	32.6	74-191	.387	36-101	.356	63-80	.788	16-85/101	3.7	65-4	203	72	5	45	247	9.1	(Minnesota)
CAREER	86	82	2636	30.6	318-791	.402	123-329	.374	252-324	.778	45-279/324	3.8	207-7	544	311	9	160	1011	11.8	



1

JOSHUA OLA-JOSEPH

FORWARD | SO | 6-7 | 215
 BROOKLYN PARK, MINN.
 COMPASS PREP (ARIZ.)

2023-24 SEASON | SOPHOMORE SEASON:

Started in the season opener vs. Bethune-Cookman (11/6) and scored eight points • scored 12 points in the UTSA win (11/10) • scored nine points in 20 minutes against USC Upstate (11.18) • had 12 points in the UAPB win (11/21) • posted 10 points vs. New Orleans (11/30) • scored a team-high 15 points in the win over Nebraska (12/6) • tied a career-high 17 points in the win over FGCU (12/9) • established his third-straight double-digit scoring game with 14 points vs. IUPUI (12/12) • added 12 points in the win over Ball State (12/21) • produced 10 points in the Maine win (12/29) • had 12 points in the Michigan win (1/4) • scored 12 points, five rebounds at Indiana (1/12) • scored 15 points vs. Iowa (1/15) • had 14 points and went 4-of-7 from the field and 6-of-6 from the free throw line at Penn State (1/27).

2022-23 SEASON | FRESHMAN SEASON:

As a true freshman, saw action in all 31 games for the Gophers, including 24 starts and 685 minutes played • ranked fifth on the team in scoring when he averaged 7.4 ppg and 2.7 rebounds per game • averaged 22.1 minutes played and scored 228 points • made his collegiate debut in the season opener vs. Western Michigan (11/7) and scored six points • scored 12 points in win over St. Francis Brooklyn (11/11) • had six points in the Central Michigan win (11/17) • had 11 points at Virginia Tech (11/28) • made his first collegiate start in the Purdue game (12/4) and scored 10 points • had 11 points and five rebounds vs Michigan (12/8) • had 12 points in the loss to Nebraska (1/7) • scored 13 points in the game vs. Purdue (1/19) • established a career-high six rebounds at Michigan (1/22) • established a career-high 17 points and eight rebounds at Rutgers (2/1) • had 11 points vs. Iowa (2/12) • produced 11 points vs. Penn State (2/18) • scored 11 points at Illinois (2/20) • scored eight points in the opening round of the Big Ten Tournament win vs. Nebraska (3/8).

PREP

Played with Compass Prep (Ariz.) his last prep season where the team went 25-5 and played 10 games • played at Osseo High School prior to his time at Compass Prep • averaged 16.7 points per game, 6.7 rebounds, 2.0 assists and 3.0 blocks his junior season • shot 56 percent from the field and scored double-digit points in 18 of 20 games in 2020-21 • produced 20-plus points in five games and a 30-point game as a junior • averaged 13.5 points per game and held a 36-point game his sophomore year • also played with D1 Minnesota's AAU program and is listed as the 166th recruit nationally.

PERSONAL

Graduated from Compass Prep in 2022 • parents are Taiwo and Abraham.

CAREER STATISTICS

Season	Gp	Gs	Min	Avg	Fg-Fga	Pct	3-POINT			Ft-Fta	Pct.	O-D/Tot	Avg	REBOUNDS					Pts	Avg
							Fg-Fga	Pct.	Pct.					Pf/D	Asst	TO	Blk	ST		
2022-23	31	24	685	22.1	96-176	.545	8-21	.381	28-49	.571	32-53/85	2.7	70-0	11	44	13	12	228	7.4	
2023-24	27	19	445	16.5	84-137	.613	13-32	.406	36-49	.735	18-41/59	2.2	42-0	14	21	5	5	217	8.0	
Career	58	43	1131	19.5	180-313	.575	21-53	.396	64-98	.653	50-94/144	2.5	112-0	25	65	18	17	445	7.7	

CAREER HIGHS

Points 17 at Rutgers 02/01/23, vs FGCU 12/09/23
 FG Made 8 at Rutgers 02/01/23
 FG Attempts 13 at Rutgers 02/01/23
 Rebounds 8 at Rutgers 02/01/23
 3FG Made 3 vs FGCU 12/09/23
 Assists 2 4 times
 3FG Attempts 4 vs FGCU 12/09/23
 Steals 2 vs Purdue 01/19/23, at Rutgers 02/01/23, vs Ark.-Pine Bluff 11/21/23
 FT Made 5 vs Mississippi St. 12/11/22, vs UTSA 11/10/23
 FT Attempts 7 vs UTSA 11/10/23
 Blocks 2, twice last at Indiana 1/12/24

2023-24 GAME-BY-GAME (MN SEASON)

Opponent (Date)	Start	Min	Fg-Fa	3g-3a	Ft-Fta	O-D/T	Pf A	TO	Blk	Stl	Pts
Beth-Cookman (11.6)	Y	19	2-4	0-1	4-4	0-2/2	1 1	2	0	1	8
UTSA (11.10)	Y	23	3-4	1-2	5-7	0-3/3	2 0	1	0	1	12
Missouri (11.16)	Y	22	4-6	0-1	0-0	1-1/2	1 2	1	0	0	8
USC Upstate (11.18)	Y	20	4-7	0-0	1-1	0-3/3	4 0	1	0	0	9
UAPB (11.21)	Y	22	5-8	2-3	0-0	0-3/3	3 1	0	0	2	12
San Francisco (11.26)	Y	10	1-1	0-0	2-2	1-1/2	1 0	1	0	0	4
New Orleans (11.30)	Y	15	4-5	1-1	1-1	0-1/1	3 1	0	0	1	10
at Ohio State (12.3)	Y	20	3-6	1-2	0-2	2-2/4	3 1	2	1	0	7
Nebraska (12.6)	Y	23	6-8	1-1	2-2	5-0/5	0 2	2	1	0	15
FGCU (12.9)	Y	27	5-9	3-4	4-4	1-3/4	2 1	1	0	0	17
IUPUI (12.12)	Y	19	6-9	2-2	0-0	0-3/3	2 2	0	1	0	14
Ball State (12.21)	Y	21	5-8	0-1	2-3	1-2/3	4 0	2	0	0	12
Maine (12.29)	Y	21	4-6	0-1	2-3	1-0/1	3 2	0	0	0	10
T Michigan (1.4)	Y	19	5-9	1-2	1-2	2-1/3	0 0	1	0	0	12
Maryland (1.7)	Y	19	5-9	0-3	0-2	0-0/0	2 0	1	0	0	10
at Indiana (1.12)	Y	30	5-8	0-0	2-4	2-3/5	2 0	1	2	0	12
Iowa (1.15)	Y	23	7-9	1-3	0-0	0-2/2	2 0	0	0	0	15
at Michigan St (1.18)	Y	22	1-2	0-1	2-2	0-5/5	1 0	3	0	0	4
Wisconsin (1.23)	N	5	1-2	0-1	0-0	0-0/0	0 0	1	0	0	2
at Penn State (1.27)	Y	26	4-7	0-1	6-6	2-3/5	1 0	1	0	0	14
Northwestern (2/3)	N	8	0-3	0-2	1-2	0-0/0	1 0	0	0	0	1
Michigan State (2.6)	N	6	0-1	0-0	0-0	0-1/1	0 0	0	0	0	0
at Iowa (2/11)	N	6	0-0	0-0	0-0	0-1/1	1 0	0	0	0	0
at Purdue (2.15)	N	5	1-2	0-0	0-0	0-1/1	1 1	0	0	0	2
Rutgers (2.18)	N	5	2-2	0-0	1-2	0-0/0	0 0	0	0	0	5
Ohio State (2.22)	DNP										
at Nebraska (2.25)	N	8	1-2	0-0	0-0	0-0/0	2 0	0	0	0	2
at Illinois (2.28)	N	1	0-0	0-0	0-0	0-0/0	0 0	0	0	0	0

2022-23 GAME-BY-GAME (MN SEASON)

Opponent (Date)	Start	Min	Fg-Fa	3g-3a	Ft-Fta	O-D/T	Pf A	TO	Blk	Stl	Pts
Western Mich (11/7)	N	17	3-4	0-0	0-1	3-1/4	3 0	2	0	0	6
St. Francis BK (11/11)	N	23	5-8	0-0	2-3	1-0/1	1 0	2	0	0	12
DePaul (11/14)	N	18	2-9	0-1	2-3	3-0/3	1 0	0	0	0	6
Central Mich. (11/17)	N	22	3-4	0-1	0-2	0-2/2	1 0	1	1	0	6
Cal Baptist (11/21)	N	4	0-0	0-0	0-0	0-0/0	2 0	0	0	0	0
UNLV (11/23)	N	12	1-2	0-0	1-2	1-0/1	1 0	1	0	0	3
at Virginia Tech (11/28)	N	18	4-7	1-3	2-4	1-3/4	3 0	0	1	0	11
at #5 Purdue (12/4)	Y	18	5-10	0-0	0-0	1-2/3	4 0	0	0	1	10
vs. Michigan (12/8)	Y	29	4-7	0-0	3-4	4-1/5	1 0	5	1	1	11
vs. #23 Miss St (12/11)	Y	19	2-4	0-0	5-6	1-2/3	3 0	2	1	0	9
vs. Pine Bluff (12/14)	Y	9	1-2	0-0	0-0	0-2/2	2 0	3	1	0	2
vs. Chicago St (12/22)	Y	22	3-4	0-0	1-6	3-0/3	1 0	3	0	0	7
at #14 Wisconsin (1/3)	Y	24	3-5	0-0	0-0	2-3/5	1 0	1	1	0	6
vs. Nebraska (1/7)	Y	32	6-8	0-1	0-0	1-0/1	4 1	1	1	1	12
at Ohio State (1/12)	Y	13	1-2	0-1	0-0	0-2/2	3 0	0	0	0	2
vs. Illinois (1/16)	Y	24	2-5	0-1	2-4	1-2/3	2 0	1	0	0	6
vs. #3 Purdue (1/19)	Y	27	6-11	0-0	1-1	1-1/2	2 1	2	0	2	13
at Michigan (1/23)	Y	23	3-6	1-1	0-0	2-4/6	3 1	3	0	0	7
vs. Indiana (1/25)	Y	23	1-8	0-1	2-2	0-4/4	2 1	0	0	1	4
at Northwestern (1/28)	Y	23	2-6	0-0	0-0	1-3/4	3 0	3	2	0	4
at Rutgers (2/1)	Y	39	8-13	1-1	0-0	2-6/8	2 2	2	0	2	17
vs Maryland (2/4)	Y	34	2-6	0-2	4-4	2-1/3	2 1	2	1	1	8
vs Iowa (2/12)	Y	27	5-9	1-1	0-0	0-2/2	4 1	1	1	0	11
vs. Penn State (2/18)	Y	19	4-7	2-3	1-2	0-1/1	3 0	1	0	0	11
at Illinois (2/20)	Y	33	5-6	0-0	1-2	0-1/1	1 0	2	1	0	11
at Maryland (2/22)	Y	26	1-5	1-1	1-2	0-2/2	2 0	0	0	0	4
at Nebraska (2/25)	Y	27	3-5	0-1	0-0	1-0/1	3 2	0	1	1	6
vs. Rutgers (3/2)	Y	15	0-1	0-1	0-0	0-1/1	1 1	1	0	0	0
vs. Wisconsin (3/5)	Y	25	5-5	0-0	0-1	0-4/4	4 0	1	0	1	10
vs. Nebraska BTT (3/8)	Y	22	4-5	0-0	0-0	1-2/3	1 0	4	1	0	8
vs. Maryland BTT (3/9)	Y	18	2-2	1-1	0-0	0-1/1	4 0	0	0	0	5



2

MIKE MITCHELL JR.

GUARD | JR | 6-2 | 190

SAN JOSE, CALIF.

PEPPERDINE | ARCHBISHOP MITTY HS

2023-24 SEASON | JUNIOR SEASON:

Played 31 minutes in the season opener vs. Bethune-Cookman (11/6) and scored six points and had four assists • scored 11 points in the win over UTSA (11/10) • had nine points and five rebounds vs USC Upstate (11/18) • produced 14 points, five assists and two rebounds in New Orleans win (11/30) • added 12 points and five steals in the Nebraska win (12/6) • had 14 points, five assists and a steal in the win over FGCU (12/9) • scored 14 points and four assists in the win over IUPUI (12/12) • tallied a Minnesota-best 20 points in the Ball State win (12/21) • scored a game-best 18 points in the Maine win (12.29) • produced a game-best 18 points and three steals in the Michigan win (1/4) • had 14 points, five assists at Michigan State (1/18) • had 11 points and four assists in the win at Penn State (1/27) • scored 10 points, had five rebounds three assists and three steals in the Northwestern win (2/3) • scored 17 points and five treys at Iowa (2/11) • scored 14 points and hit four threes at Purdue (2.15) • had 12 points in the Rutgers win (2/18) • went 4-for-4 in threes and scored 17 points at Illinois (2/28).

PRIOR TO MINNESOTA

Played two years at Pepperdine (2021-23) and started in all 63 games with the Waves and shot 40 percent from the field and 42 from three his two seasons • established 645 points, including 353 his sophomore campaign • as a freshman, was named WCC All-Freshman Team in 2022 and a past WCC Freshman of the Week honoree • started in all 31 games for the Waves in 2022-23 and averaged 11.4 points in 33.6 minutes played • shot 43.3 percent from the field his sophomore year, including a 44.0 percent mark from three • also shot 76.2 at the charity stripe and averaged 4.1 rebounds per game • produced 154 assists and averaged 5 per game, which ranked second in the West Coast Conference • also averaged 2.35 threes per game, which ranked seventh among league players • scored double-figure points in 18 games his sophomore year, including 23 against Alabama State • set double-digit assists twice • averaged 9.1 points, 4.9 assists and 3.9 rebounds in 33.2 minutes as starting point guard freshman • the only Wave to start all 32 games • in 2021-22, ranked second in the WCC in assists (4.9), and was seventh in minutes and 12th in three-pointers (1.8) • set a Pepperdine freshman record for minutes played (1,063) and finished second in assists (156) • scored in double-figures 16 times, including a season-high 18 points at BYU (2/26) • posted a double-double (and near-triple-double) with 12 points, a season-high 10 rebounds and eight assists vs. San Diego at the WCC Tournament (3/3) • named the WCC Freshman of the Week on 12/20.

PREP

Played four years of varsity basketball at Archbishop Mitty High School and AAU with West Coast Elite, Oakland Soldiers and Team Arsenal • was a four-star prospect and the 10th-rated senior in the state by 247 Sports • named the San Francisco Chronicle's Player of the Year and the Bay Area News Group's co-Player of the Year as a senior • averaged 14.7 points, 6.4 assists and 5.1 rebounds as Archbishop Mitty repeated as Central Coast Section Open Division champions • averaged 13.3 points, 6.2 rebounds, 4.4 assists and 1.8 steals as a junior • two-time MVP of the West Coast Athletic League.

PERSONAL

Interested in sports management for a major • born in San Jose, Calif. • son of Mike Mitchell and Shannon Bright • father was a standout running back for the Stanford football team from 1993-97, where he ranks eighth in school history in rushing yards (2,550) and 100-yard career games (9) and seventh in career attempts (559) • has three siblings: Macie, Jordyn and Kyler • graduated from Archbishop Mitty High School in 2021.

CAREER HIGHS

Points: 23 vs Alabama St. 11/13/22 FG Attempts: 19 at BYU 02/26/22
 Rebounds: 10 vs San Diego 03/03/22 3FG Made: 7 vs Alabama St. 11/13/22
 Assists: 11, twice last by BYU 3FG Attempts: 10, 5 times
 02/09/23 FT Made: 5 vs Rutgers 2/18/24
 Steals: 5, vs Nebraska, 12/6/23 FT Attempts: 5, twice, last 5 vs
 Rutgers 2/18/24
 Blocks: 1, 8 times
 FG Made: 8, 4 times

2023-24 GAME-BY-GAME (MN SEASON)

Opponent (Date)	Start	Min	Fg-Fa	3g-3a	Ft-Fta	O-D/T	PF	A	TO	Blk	Stl	Pts
Beth-Cookman (11/6)	N	31	2-5	2-5	0-0	1-4/5	2	4	3	0	0	6
UTSA (11.10)	N	21	4-8	3-6	0-0	1-1/2	3	2	1	1	1	11
Missouri (11.16)	N	23	3-9	2-7	0-0	1-2/3	2	1	2	0	0	8
USC Upstate (11.18)	N	26	3-8	3-7	0-0	1-4/5	0	0	1	0	1	9
UAPB (11.21)	N	22	2-8	2-7	2-2	0-1/1	1	4	4	0	2	8
San Francisco (11.26)	N	32	3-7	1-3	2-2	0-6/6	2	4	4	0	0	9
New Orleans (11.30)	N	27	6-10	1-5	1-2	1-1/2	1	5	2	0	0	14
at Ohio State (12.3)	N	24	2-5	0-0	0-0	0-0/0	3	1	1	1	2	4
Nebraska (12.6)	N	23	5-14	2-8	0-0	0-0/0	1	0	2	0	5	12
FGCU (12.9)	N	27	6-13	2-6	0-0	1-3/4	0	5	0	0	1	14
IUPUI (12.12)	Y	23	5-9	3-5	1-1	0-2/2	1	4	2	0	2	14
Ball State (12.21)	Y	36	8-11	4-5	0-0	0-4/4	3	5	1	1	3	20
Maine (12.29)	Y	30	6-10	5-8	1-2	0-2/2	2	1	1	1	1	18
at Michigan (1.4)	Y	31	6-12	4-9	2-2	0-1/1	4	3	1	0	3	18
Maryland (1.7)	Y	26	1-6	0-2	0-0	0-3/3	2	1	0	0	0	2
at Indiana (1.12)	Y	20	0-6	0-2	0-0	0-1/1	3	1	2	0	2	0
Iowa (1.15)	Y	26	3-8	1-6	0-0	1-1/2	4	5	3	0	1	7
at Michigan St (1.18)	Y	40	5-12	3-9	1-3	0-4/4	4	5	3	0	0	14
Wisconsin (1.23)	Y	33	2-10	2-6	1-2	2-1/3	1	3	1	0	0	7
at Penn State (1.27)	Y	38	4-7	0-1	3-4	0-3/3	3	4	3	0	0	11
Northwestern (2/3)	Y	44	3-7	2-4	2-2	1-4/5	1	3	3	0	3	10
Michigan State (2.6)	Y	20	2-5	1-3	0-0	0-0/0	1	1	1	0	1	5
at Iowa (2/11)	Y	33	5-11	5-8	2-2	0-2/2	1	4	2	0	2	17
at Purdue (2.15)	Y	37	4-13	4-8	2-2	0-3/3	1	2	0	0	1	14
Rutgers (2.18)	Y	33	3-6	1-3	5-5	0-3/3	3	3	1	0	1	12
Ohio State (2.22)	Y	31	3-8	2-6	0-0	1-1/2	3	5	2	0	1	8
at Nebraska (2.25)	Y	28	2-10	2-6	0-0	0-3/3	1	1	0	0	3	6
at Illinois (2.28)	Y	31	6-8	4-4	1-1	1-0/1	4	0	2	0	1	17

CAREER STATISTICS

Season	Gp	Gs	Min	Avg	3-POINT				REBOUNDS								Pts	Avg		
					Fg-Fga	Pct.	Ft-Fta	Pct.	O-D/Tot	Avg	Pf/Dq	Asst	TO	Blk	ST					
2021-22	32	32	1063	33.2	110-290	.379	56-140	.400	16-23	.696	32-94/126	3.9	59-0	156	94	6	32	292	9.1	(Pepperdine)
2022-23	31	31	1041	33.6	132-305	.433	73-166	.440	16-21	.762	25-103/128	4.1	64-1	154	90	2	34	353	11.4	(Pepperdine)
2023-24	28	18	816	29.2	104-246	.423	61-149	.409	26-32	.813	12-60/72	2.6	57-0	77	48	4	37	295	10.5	(Minnesota)
CAREER	91	81	2920	32.1	346-841	.411	190-455	.418	58-76	.763	69-257/326	3.6	180-1	387	232	12	103	940	10.3	



4 BRAEDEN CARRINGTON

GUARD | SO | 6-4 | 195
 BROOKLYN PARK, MINN.
 PARK CENTER HS

2023-24 SEASON | SOPHOMORE SEASON:

Had his first career start and played 28 minutes and scored 13 points in the win over Bethune-Cookman (11/6) • added a career-high 13 rebounds against Missouri (11/16) • had eight points, four assists and four rebounds vs UAPB (11/21) • scored seven points and a team-best seven rebounds in New Orleans win (11/30) • scored 13 points, had three steals and five rebounds in Nebraska win (12/6) • missed three games and returned to the team in the Michigan win (1/4) • scored eight points and five rebounds in Maryland win (1/7) • added a season-high 18 points at Iowa (2/11).

2022-23 SEASON • FRESHMAN SEASON:

Saw action in 22 games as a true freshman, missing nine due to injuries • averaged 5.9 points and 3.6 rebounds per game • scored 130 points and grabbed 79 rebounds his first season • made his collegiate debut vs. DePaul (11/14) after missing two games due to injury • had 11 points and four rebounds in the Central Michigan win (11/17) • had nine points and four rebounds vs. California Baptist • produced 15 points vs. UNLV (11/23) • scored nine points and six rebounds in his first Big Ten collegiate game in the loss to Purdue (12/4) • had a game-best 10 rebounds vs Mississippi State (12/11) • scored a career-high 20 points in the Ark-Pine Bluff win (12/14) and connected on four three-pointers • returned to play after missing seven games to a stress reaction vs. Penn State (2/18) • scored six points and played 18 minutes at Maryland (2/22) • had eight points and two rebounds in the win vs. Rutgers (3/2) • scored 12 points, had a steal and a block in the Big Ten Tournament against Maryland (3/9).

PREP

Named Minnesota's Mr. Basketball, an award given to the top senior boys' basketball player in the state • guided Park Center High School to a 2022 4A state title • all-tournament team selection • helped Park Center to a 31-1 record, a Northwest Suburban Conference championship and the school's first-ever state title in program history • averaged 17.8 points per game his senior season and was also named to Star Tribune's All-Metro Team • became the first Gopher commit since Amir Coffey to win Mr. Basketball • averaged 18.1 points as a junior • despite missing games due to injury, maintained four 30-point performances • scored in double figures 15 of 19 times as the Pirates went 16-5 his junior season • named to the Star Tribune All-Metro Second Team in 2021 • played with Grassroots Sizzle and guided the team to a successful season in 2021 • ranked as the 140th recruit nationally in the 2022 class.

PERSONAL

Graduated from Park Center in 2022 • son of Holly Carrington • played for former Gopher assistant coach James Ware at Park Center.

CAREER HIGHS

- Points 20 vs Ark.-Pine Bluff 12/14/22
- Rebounds 13 vs Missouri 11/16/23
- Assists 4 2x, last, vs Ark.-Pine Bluff 11/21/23
- Steals 3, 2x, last vs Nebraska 12/06/23
- Blocks 1, 10 times
- FG Made 5, 3x last vs Bethune-Cookman 11/06/23
- FG Attempts 11 at Iowa 02/11/24
- 3FG Made 4, 2x, last vs Maryland 03/09/23
- 3FG Attempts 8 vs Mississippi St. 12/11/22, vs UNLV 11/23/22
- FT Made 6 vs Ark.-Pine Bluff 12/14/22
- FT Attempts 7 vs Central Mich. 11/17/22

2023-24 GAME-BY-GAME (MN SEASON)

Opponent (Date)	Start	Min	Fg-Fa	3g-3a	Ft-Fta	O-D/T	PF	A	TO	Blk	Stl	Pts
Beth-Cookman (11/6)	Y	28	5-7	0-2	3-3	1-2/3	4	1	1	1	1	13
UTSA (11/10)	Y	22	1-4	0-3	1-2	0-2/2	0	1	1	1	0	3
Missouri (11/16)	Y	31	2-6	1-4	1-3	4-9/13	1	2	3	1	1	6
USC Upstate (11/18)	Y	24	1-5	0-3	4-4	1-4/5	3	1	1	0	0	6
UAPB (11/21)	Y	28	3-9	2-6	0-0	0-4/4	2	4	1	1	0	8
San Francisco (11/26)	Y	28	0-1	0-1	0-0	1-4/5	0	1	2	0	0	0
New Orleans (11/30)	Y	22	2-7	1-4	2-2	0-7/7	4	3	1	0	2	7
at Ohio State (12.3)	Y	12	0-0	0-0	0-0	1-0/1	3	1	2	0	0	0
Nebraska (12.6)	Y	32	4-10	1-4	4-5	1-4/5	3	2	2	1	3	13
FGCU (12.9)	Y	21	1-4	0-3	0-0	1-1/2	3	1	0	0	0	2
IUPUI (12.12)	DNP											
Ball State (12.21)	DNP											
Maine (12.29)	DNP											
at Michigan (1.4)	N	9	1-1	0-0	0-0	2-0/2	2	0	0	0	0	2
Maryland (1.7)	N	30	2-5	2-5	2-3	3-2/5	2	2	1	0	2	8
at Indiana (1.12)	N	14	3-5	0-1	1-2	0-2/2	4	0	0	0	0	7
Iowa (1.15)	N	24	2-7	0-5	0-1	2-3/5	0	2	2	0	1	4
at Michigan St (1.18)	N	26	2-3	1-2	2-2	0-0/0	2	2	2	1	2	7
Wisconsin (1.23)	N	17	1-5	0-3	1-2	2-2/4	2	1	0	0	0	3
at Penn State (1.27)	N	10	0-4	0-2	0-0	0-0/0	0	0	1	0	0	0
Northwestern (2/3)	N	11	0-4	0-3	0-0	0-3/3	2	0	0	0	0	0
Michigan State (2.6)	N	20	1-3	1-2	0-0	0-3/3	1	0	1	0	0	3
at Iowa (2/11)	N	29	5-11	3-7	5-5	1-1/2	2	2	1	0	2	18
at Purdue (2.15)	N	15	1-2	1-1	0-0	0-4/4	1	0	0	1	1	3
Rutgers (2.18)	N	15	1-3	1-2	0-0	0-4/4	3	0	0	1	0	3
Ohio State (2.22)	N	28	2-6	0-2	1-1	1-2/3	3	1	0	0	1	5
at Nebraska (2.25)	N	18	1-3	1-2	0-0	0-1/1	2	1	2	1	0	3
at Illinois (2.28)	N	13	0-0	0-0	0-0	0-1/1	2	0	0	0	0	0

2022-23 GAME-BY-GAME (MN SEASON)

Opponent (Date)	Start	Min	Fg-Fa	3g-3a	Ft-Fta	O-D/T	PF	A	TO	Blk	Stl	Pts
Western Mich (11/7)	DNP	Injury										
St. Francis BK (11/11)	DNP	Injury										
DePaul (11/14)	N	15	0-4	0-3	0-0	0-2/2	0	0	0	1	0	0
Central Mich. (11/17)	N	25	3-9	2-5	3-7	1-3/4	1	2	3	0	3	11
Cal Baptist (11/21)	N	29	3-6	2-4	1-2	1-3/4	1	0	1	0	2	9
UNLV (11/23)	N	26	5-10	3-8	2-3	2-6/8	4	1	0	0	0	15
at Virginia Tech (11/28)	N	26	1-5	1-5	0-0	0-5/5	2	0	1	0	0	3
at #5 Purdue (12/4)	N	29	2-7	1-5	4-5	1-5/6	3	0	0	0	1	9
vs. Michigan (12/8)	N	17	0-3	0-3	0-0	0-1/1	3	0	1	0	0	0
vs. #23 Miss St (12/11)	N	24	1-9	1-8	2-2	3-7/10	1	1	0	0	0	5
vs. Pine Bluff (12/14)	N	30	5-9	4-7	6-6	1-3/4	1	0	1	0	1	20
vs. Chicago St (12/22)	N	28	2-7	2-6	0-0	2-5/7	0	4	0	1	2	6
at #14 Wisconsin (1/3)	N	19	1-2	1-2	0-0	1-2/3	3	1	2	0	0	3
vs. Nebraska (1/7)	N	9	0-0	0-0	0-0	0-0/0	0	1	0	1	0	0
at Ohio State (1/12)	N	12	0-3	0-2	0-0	0-1/1	2	1	1	1	0	0
vs. Illinois (1/16)	N	20	2-8	1-4	1-2	0-0/0	2	0	0	0	1	6
vs. #3 Purdue (1/19)	DNP	Injury										
at Michigan (1/23)	DNP	Injury										
vs. Indiana (1/25)	DNP	Injury										
at Northwestern (1/28)	DNP	Injury										
at Rutgers (2/1)	DNP	Injury										
vs Maryland (2/4)	DNP	Injury										
vs Iowa (2/12)	DNP	Injury										
vs. Penn State (2/18)	N	7	0-1	0-0	0-0	0-2/2	0	0	1	0	0	0
at Illinois (2/20)	N	18	0-2	0-2	0-1	2-4/6	1	2	0	0	0	0
at Maryland (2/22)	N	18	1-5	1-2	3-4	2-1/3	1	1	1	0	0	6
at Nebraska (2/25)	N	12	1-3	1-3	0-0	0-1/1	1	1	0	0	0	3
vs. Rutgers (3/2)	N	16	2-4	2-4	2-2	0-2/2	1	0	1	0	0	8
vs. Wisconsin (3/5)	N	21	3-4	1-2	4-4	2-6/8	1	2	1	0	0	11
vs. Nebraska BTI (3/8)	N	14	1-2	1-2	0-0	0-1/1	4	1	1	0	0	3

CAREER STATISTICS

Season	Gp	Gs	Min	Avg	3-POINT				REBOUNDS				Pf/D	Asst	TO	Blk	ST	Pts	Avg
					Fg-Fga	Pct	Fg-Fga	Pct.	Ft-Fta	Pct.	O-D/Tot	Avg							
2022-23	22	0	439	20.0	37-113	.327	28-84	.333	28-39	.718	18-61/79	3.6	34-0	18	18	5	11	130	5.9
2023-24	25	10	527	21.1	41-115	.357	15-67	.224	27-35	.771	21-65/86	3.4	51-0	28	24	9	16	124	5.0
Career	25	10	527	21.1	41-115	.357	15-67	.224	27-35	.771	21-65/86	3.4	51-0	28	24	9	16	124	5.0



8

KRIS KEINYS

FORWARD | FR | 6-8 | 185

KLAIPEDA, LITHUANIA

KLAIPEDOS VYTAUTO DIDŽIOJO GIMNAZIJA HS

2023-24 | FRESHMAN SEASON

Made his collegiate debut in the UTSA win (11/10) and collected a rebound • played five minutes and collected a steal and a rebound in the New Orleans win (11.30) • scored his first collegiate points in the win over FGCU (12/9).

PREP

Played with Klaipėdos Neptūnas-Akvaservis in his home country of Lithuania the past three seasons • in 2022-23, played 26 minutes per game in the National Basketball League (NKL), and averaged 8.6 points, 5.2 rebounds and 1.4 assists and 1.1 blocks in 38 games played • shot 42 percent from the field that season • also played with Lithuania's team at the FIBA U18 European Championship in 2022 and averaged 4.6 points, 3.3 rebounds and shot 44 percent in 16 minutes played • during the 2021-22 season, averaged 14 minutes 2.7 points and 2.6 rebounds • played with Lithuania at the Next Generation Tournament and averaged nine points, 5.2 rebounds, 2.5 assists and 2.2 blocks • participated in the 2020 Baltic Cup with the Lithuanian 16-year-old national team, which won first place.

PERSONAL

Birth name is Kristupas Keinys • parents are Petras Keinys (dad) and Dovile Keiniene (mom) • has one sister, Greta Varkalyte • went to high school at Klaipėdos Vytauto Didžiojo gimnazija • undeclared as a major, but interested in business • enjoys golf, tennis, fishing, table tennis and reading • signed with the Gophers in June of 2023 and was on campus Aug. 2023.

CAREER HIGHS

Points 5 vs IUPUI 12/12/23

Rebounds 1 vs UTSA 11/10/23, vs New Orleans 11/30/23

Steals 1 vs New Orleans 11/30/23

FG Made 1 vs FGCU 12/09/23

FG Attempts 1 vs New Orleans 11/30/23, vs FGCU 12/09/23

2023-24 GAME-BY-GAME (MN SEASON)

Opponent (Date)	Start	Min	Fg-Fa	3g-3a	Ft-Fta	O-D/T	PF	A	TO	Blk	Stl	Pts
Beth-Cookman (11.6)	DNP											
UTSA (11.10)	N	1	0-0	0-0	0-0	0-1/1	0	0	0	0	0	0
Missouri (11.16)	DNP											
USC Upstate (11.18)	DNP											
UAPB (11.21)	DNP											
San Francisco (11.26)	DNP											
New Orleans (11.30)	N	5	0-1	0-0	0-0	0-1/1	0	0	0	0	1	0
Ohio State (12.3)	DNP											
Nebraska (12.6)	DNP											
FGCU (12.9)	N	4	1-1	0-0	0-0	0-0/0	0	0	0	0	0	2
IUPUI (12.12)	N	10	2-3	1-1	0-0	1-2/3	1	1	2	0	0	5
Ball State (12.21)	N	1	0-0	0-0	0-0	0-0/0	0	0	0	0	0	0
Maine (12.29)	DNP											
Michigan (1.4)	DNP											
Maryland (1.7)	DNP											
at Indiana (1.12)	DNP											
Iowa (1.15)	DNP											
at Michigan St (1.18)	DNP											
Wisconsin (1.23)	DNP											
at Penn State (1.27)	DNP											
Northwestern (2/3)	DNP											
Michigan State (2.6)	DNP											
at Iowa (2/11)	DNP											
at Purdue (2.15)	DNP											
Rutgers (2.18)	DNP											
Ohio State (2.22)	DNP											
at Nebraska (2.25)	DNP											
at Illinois (2.28)	DNP											

CAREER STATISTICS

Season	Gp	Gs	Min	Avg	3-POINT			REBOUNDS					Pf/D	Asst	TO	Blk	ST	Pts	Avg
					Fg-Fga	Pct	Fg-Fga	Pct.	Ft-Fta	Pct.	O-D/Tot	Avg							
2023-24	5	0	21	4.1	3-5	.600	1-11	.000	0-0	.000	1-4/5	1.0	1-0	1	2	0	1	7	1.4
Career	5	0	21	4.1	3-5	.600	1-11	.000	0-0	.000	1-4/5	1.0	1-0	1	2	0	1	7	1.4



12 ERICK READER

FORWARD | FR | 6-8 | 200
 BLOOMINGTON, MINN.
 NEW LIFE ACADEMY HS

2023-24 | FRESHMAN SEASON

Saw action in the New Orleans win (11/30) and collected his first career rebound • collected his first career points and rebounds in the win over IUPUI (12/12).

PREP

Played with New Life Academy under Robbie Whitney • as a senior, helped New Life Academy to back-to-back state championship appearances and a 4A Championship his senior and junior seasons • 2023 MBCA All Star • averaged 14.7 ppg, 12.6 rbg in 32 games in 2022-23 • as junior in 2021-22, averaged 13.5 points and shot 54.5 from the field • also averaged 8.8 rebounds, 1.4 assists, 1 block and 1 steal per game • guided New Life Academy to Skyline conference champions • two-time First-Team All-Skyline Conference honoree • holds school record for rebounds in a game (24) and broke the school record with 403 rebounds in a season • played for Grassroots Sizzle and head coach Larry Suggs and Brian Sandifer • also an ACSI Distinguished Christian High School Student Award for leadership received a Scholar Athlete award for a GPA of 3.5 or higher.

PERSONAL

Parents are Tanya and Nathan Reader • graduated from New Life Academy in 2023 • undeclared major.

CAREER HIGHS

Points 4 vs IUPUI 12/12/23

Rebounds 4 vs IUPUI 12/12/23

FG Made 2 vs IUPUI 12/12/23

FG Attempts 3 vs IUPUI 12/12/23

2023-24 GAME-BY-GAME (MN SEASON)

Opponent (Date)	Start	Min	Fg-Fa	3g-3a	Ft-Fta	O-D/T	PF	A	TO	Blk	Stl	Pts
Beth-Cookman (11.6)	DNP											
UTSA (11.10)	DNP											
Missouri (11.16)	DNP											
USC Upstate (11.18)	DNP											
UAPB (11.21)	DNP											
San Francisco (11.26)	DNP											
New Orleans (11.30)	Y	1	0-1	0-0	0-0	1-0/1	0	0	0	0	0	0
Ohio State (12.3)	DNP											
Nebraska (12.6)	DNP											
FGCU (12.9)	DNP											
IUPUI (12.12)	N	6	2-3	0-0	0-0	2-2/4	2	0	1	0	0	4
Ball State (12.21)	DNP											
Maine (12.29)	DNP											
Michigan (1.4)	DNP											
Maryland (1.7)	DNP											
at Indiana (1.12)	DNP											
Iowa (1.15)	DNP											
at Michigan St (1.18)	DNP											
Wisconsin (1.23)	DNP											
at Penn State (1.27)	DNP											
Northwestern (2/3)	DNP											
Michigan State (2.6)	DNP											
at Iowa (2/11)	DNP											
at Purdue (2.15)	DNP											
Rutgers (2.18)	DNP											
Ohio State (2.22)	DNP											
at Nebraska (2.25)	DNP											
at Illinois (2.28)	DNP											

CAREER STATISTICS

Season	Gp	Gs	Min	Avg	3-POINT			REBOUNDS					PF/D	Asst	TO	Blk	ST	Pts	Avg
					Fg-Fga	Pct	Fg-Fga	Pct.	Ft-Fta	Pct.	O-D/Tot	Avg							
2023-24	2	0	8	3.9	2-4	.500	0-0	.000	0-0	.000	3-2/5	2.5	2-0	0	1	0	0	4	2.0
Career	2	0	8	3.9	2-4	.500	0-0	.000	0-0	.000	3-2/5	2.5	2-0	0	1	0	0	4	2.0



15 KADYN BETTS

FORWARD | R-FR | 6-8 | 215
 PUEBLO, COLO.
 PUEBLO CENTRAL HS

2023-24 SEASON | FRESHMAN SEASON:

Made his Gopher debut in the win over Bethune-Cookman (11/6) when he played five minutes • added his first collegiate points in the win over UAPB (11/21) • saw action in the New Orleans win (11/30) where he collected his first career assist • played four minutes in the win over FGCU (12/9) • played 18 minutes and scored seven points and had two assists vs. IUPUI (12/12) • saw action in the win at Penn State (1/27).

2022-23 SEASON

Redshirted the 2022-23 season.

PREP

Played prep basketball for Pueblo Central and the P.L.U.T.O. Prospects • listed as PrepHoops' 87th recruit in the Class of 2023, but reclassified to the 2022 class • as a junior at Pueblo Central, averaged 22.7 points, 12.3 record, 3.6 blocks, 2.0 assists and 1.7 steals per game • team captain • led Pueblo Central to a 23-4 record and a state 4A Final Four appearance • an all-state first team 4A selection last year • led the state with 22 double doubles (points/rebounds) and ranked first in Colorado 4A in blocks (2.46), and second in scoring (22.7 ppg) and rebounding (12.3) • three-year starter • established over 1,000 career points during his junior year • played the summer with P.L.U.T.O. Prospects in summer 2022 • named to the Battle at the Lakes 17U All-Tournament team • scored 31 points and had seven threes at the Freedom Classic in Denver • scored 43 points in a single game at the PrepHoops event in Atlanta this summer.

PERSONAL

Graduated early from Pueblo Central in 2022 after his junior year of high school and enrolled early into Minnesota • straight A student • junior class president his final year at Pueblo Central • parents are Kevin and Brook • is the third person in his family to play collegiate basketball • father, Kevin, played at San Diego State • brother, Kobi, played at Air Force and Colorado School of Mines.

CAREER HIGHS

- Points 7 vs IUPUI 12/12/23
- Rebounds 1 vs Ark.-Pine Bluff 11/21/23
- Assists 2 vs IUPUI 12/12/23
- FG Made 3 vs IUPUI 12/12/23
- FG Attempts 5 vs IUPUI 12/12/23
- 3FG Made 1 vs IUPUI 12/12/23
- 3FG Attempts 3 vs Ark.-Pine Bluff 11/21/23
- FT Made 1 vs Ark.-Pine Bluff 11/21/23
- FT Attempts 1 vs Ark.-Pine Bluff 11/21/23

2023-24 GAME-BY-GAME (MN SEASON)

Opponent (Date)	Start	Min	Fg-Fa	3g-3a	Ft-Fta	O-D/T	PF	A	TO	Blk	Stl	Pts
Beth-Cookman (11/6)	N	5	0-2	0-2	0-0	0-0/0	0	0	0	0	0	0
UTSA (11.10)	N	4	0-1	0-0	0-0	0-0/0	0	0	0	0	0	0
Missouri (11.16)	DNP											
USC Upstate (11.18)	DNP											
UAPB (11.21)	N	7	1-4	0-3	1-1	1-0/1	1	0	1	0	0	3
San Francisco (11.26)	DNP											
New Orleans (11.30)	N	7	0-0	0-0	0-0	0-0/0	1	1	0	0	0	0
Ohio State (12.3)	DNP											
Nebraska (12.6)	DNP											
FGCU (12.9)	N	4	0-1	0-0	0-0	0-0/0	0	0	1	0	0	0
IUPUI (12.12)	N	18	3-5	1-2	0-0	0-0/0	3	2	0	0	0	7
Ball State (12.21)	N	11	0-2	0-1	0-0	1-0/1	2	0	0	0	0	0
Maine (12.29)	DNP											
Michigan (1.4)	DNP											
Maryland (1.7)	DNP											
at Indiana (1.12)	DNP											
Iowa (1.15)	DNP											
at Michigan St (1.18)	DNP											
Wisconsin (1.23)	DNP											
at Penn State (1.27)	N	2	0-0	0-0	0-0	0-0/0	0	0	0	0	0	0
Northwestern (2/3)	DNP											
Michigan State (2.6)	DNP											
at Purdue (2.15)	DNP											
Rutgers (2.18)	DNP											
Ohio State (2.22)	DNP											
at Nebraska (2.25)	DNP											
at Illinois (2.28)	DNP											

CAREER STATISTICS

Season	Gp	Gs	Min	Avg	3-POINT			REBOUNDS					Pf/D	Asst	TO	Blk	ST	Pts	Avg
					Fg-Fga	Pct	Fg-Fga	Pct.	Ft-Fta	Pct.	O-D/Tot	Avg							
2023-24	8	0	56	7.0	4-15	.267	1-8	.125	1-1	1.000	2-0/2	0.3	8-0	3	2	0	0	10	1.3
Career	8	0	56	7.0	4-15	.267	1-8	.125	1-1	1.000	2-0/2	0.3	8-0	3	2	0	0	10	1.3



21 PHARREL PAYNE

FORWARD | SO | 6-9 | 255
COTTAGE GROVE, MINN.
PARK HIGH SCHOOL COTTAGE GROVE

CAREER HIGHS

Double Doubles: 5
 Points 21 vs Rutgers 2/18/24
 Rebounds 13 vs California Baptist 11/21/22
 Assists 6 vs Penn St. 02/18/23
 Steals 2 vs Nebraska 01/07/23, vs Purdue 01/19/23, at Rutgers 02/01/23
 Blocks 5, at Indiana, 1/12/24

FG Made 7 vs Penn St. 02/18/23, at Maryland 02/22/23, vs New Orleans 11/30/23
 FG Attempts 12 vs Penn St. 02/18/23
 FT Made 6 vs Maryland 02/04/23
 FT Attempts 10 vs Maryland 02/04/23

2023-24 GAME-BY-GAME (MN SEASON)

Opponent (Date)	Start	Min	Fg-Fa	3g-3a	Ft-Fta	O-D/T	PF	A	TO	Blk	Stl	Pts
Beth-Cookman (11/6)	Y	16	2-3	0-0	1-4	1-1/2	1	1	3	1	0	5
UTSA (11/10)	DNP-Injury											
Missouri (11/16)	N	14	5-8	0-0	0-0	2-0/2	2	0	1	3	0	10
USC Upstate (11/18)	N	20	3-5	0-0	1-2	0-5/5	2	1	2	4	0	7
UAPB (11.21)	N	10	3-5	0-0	0-2	2-3/5	3	1	0	1	0	6
San Francisco (11.26)	N	26	6-11	0-0	3-6	2-4/6	1	0	0	1	0	15
New Orleans (11.30)	N	17	7-9	0-0	3-6	1-4/5	2	1	1	1	0	17
Ohio State (12.3)	N	31	3-6	0-0	0-0	3-4/7	1	3	1	0	1	6
Nebraska (12.6)	N	35	5-6	0-0	2-6	1-3/4	2	1	3	2	1	12
FGCU (12.9)	Y	17	2-4	0-0	0-0	2-4/6	0	1	1	1	1	4
IUPUI (12.12)	Y	12	4-5	0-0	1-3	1-7/8	3	0	2	1	0	9
Ball State (12.21)	Y	23	5-8	0-0	3-5	3-1/4	2	0	0	0	1	13
Maine (12.29)	N	18	5-8	0-0	2-6	3-5/8	1	3	1	2	0	12
Michigan (1.4)	N	25	6-9	0-0	0-2	4-4/8	3	2	0	4	1	12
Maryland (1.7)	N	18	4-5	0-0	0-3	2-4/6	4	1	2	2	0	8
at Indiana (1.12)	N	30	7-8	0-0	3-8	4-6/10	2	0	2	5	1	17
Iowa (1.15)	N	14	1-2	0-0	1-2	1-3/4	0	0	1	1	0	3
at Michigan St (1.18)	Y	24	2-7	0-0	3-4	2-8/10	4	2	4	0	0	7
Wisconsin (1.23)	Y	29	3-10	0-0	3-6	2-5/7	3	0	1	0	0	9
at Penn State (1.27)	DNP-Injury											
Northwestern (2/3)	Y	33	7-8	0-0	0-2	2-7/9	3	2	1	4	0	14
Michigan State (2.6)	Y	22	2-3	0-0	4-8	1-6/7	2	0	2	0	0	8
at Iowa (2/11)	Y	21	2-6	0-0	1-6	4-2/6	4	1	0	1	0	5
at Purdue (2.15)	Y	26	4-8	0-1	0-2	3-2/5	5	4	0	1	0	8
Rutgers (2.18)	Y	31	8-12	0-0	5-11	7-4/11	1	2	0	2	0	21
Ohio State (2.22)	Y	27	5-7	0-0	5-7	3-1/4	2	1	1	1	0	15
at Nebraska (2.25)	Y	26	1-6	0-0	1-2	2-4/6	2	1	1	0	0	3
at Illinois (2.28)	Y	32	7-10	0-0	1-2	3-6/9	3	1	1	0	0	15

2022-23 GAME-BY-GAME (MN SEASON)

Opponent (Date)	Start	Min	Fg-Fa	3g-3a	Ft-Fta	O-D/T	PF	A	TO	Blk	Stl	Pts
Western Mich (11/7)	N	13	1-2	0-0	1-4	3-2/5	3	0	3	0	1	3
St. Francis BK (11/11)	N	25	5-5	0-0	2-2	1-7/8	1	1	3	0	0	12
DePaul (11/14)	N	27	6-6	0-0	0-0	1-3/4	3	1	5	1	1	12
Central Mich. (11/17)	N	18	2-4	0-0	0-0	1-3/4	2	1	1	2	1	4
Cal Baptist (11/21)	N	40	6-9	0-0	3-5	3-10/13	2	0	3	0	0	15
UNLV (11/23)	N	14	1-2	0-0	0-0	3-2/5	1	0	2	0	0	2
at Virginia Tech (11/28)	N	27	5-8	0-0	3-7	1-5/6	1	1	0	3	1	13
at #5 Purdue (12/4)	N	18	1-1	0-0	0-1	0-1/1	2	2	2	4	0	2
vs. Michigan (12/8)	N	22	6-6	0-0	3-8	1-2/3	4	3	2	2	0	15
vs. #23 Miss St (12/11)	N	25	2-5	0-0	2-4	3-4/7	3	1	0	2	0	6
vs. Pine Bluff (12/14)	N	12	2-3	0-0	1-2	1-2/3	2	0	2	1	0	5
vs. Chicago St (12/22)	N	13	2-3	0-0	0-2	1-2/3	1	1	3	0	0	4
at #14 Wisconsin (1/3)	N	23	3-4	0-0	2-5	1-2/3	2	1	1	0	0	8
vs. Nebraska (1/7)	N	21	1-2	0-0	2-4	1-1/2	1	3	1	0	2	4
at Ohio State (1/12)	N	24	5-6	0-0	0-2	0-3/3	1	1	5	1	0	10
vs. Illinois (1/16)	N	21	0-2	0-0	4-6	1-6/7	2	4	2	2	0	4
vs. #3 Purdue (1/19)	N	25	2-4	0-0	0-0	0-2/2	4	2	1	1	2	4
at Michigan (1/23)	N	31	3-6	0-0	1-3	2-3/5	4	0	0	1	1	7
vs. Indiana (1/25)	DNP - Injury											
at Northwestern (1/28)	Y	17	1-2	0-0	1-4	0-3/3	2	1	4	0	0	3
at Rutgers (2/1)	Y	29	2-5	0-0	2-3	2-2/4	3	2	3	1	2	6
vs Maryland (2/4)	Y	31	4-5	0-0	6-10	1-5/6	3	2	2	3	0	14
vs Iowa (2/12)	Y	16	2-3	0-0	2-5	0-7/7	3	1	3	3	0	6
vs Penn State (2/18)	N	30	7-12	0-0	4-6	6-4/10	2	6	1	0	0	18
at Illinois (2/20)	N	12	0-0	0-0	0-2	1-2/3	4	0	1	0	0	0
at Maryland (2/22)	N	17	7-11	0-0	3-5	3-1/4	5	0	3	1	0	17
at Nebraska (2/25)	N	22	4-5	0-0	2-2	2-7/9	2	0	2	0	1	10
vs. Rutgers (3/2)	N	28	6-8	0-0	3-6	5-5/10	3	1	2	2	1	15
vs. Wisconsin (3/5)	N	13	2-2	0-0	1-3	1-2/3	5	1	2	0	0	5
vs. Nebraska BT (3/8)	N	21	3-3	0-0	0-3	1-3/4	3	1	1	1	0	6
vs. Maryland BT (3/9)	N	30	6-6	0-0	5-5	3-6/9	3	3	3	1	1	17

2023-24 SEASON | SOPHOMORE SEASON:

Started and played 16 minutes in the season opener vs. Bethune-Cookman (11/6) • scored 10 points, three blocks and two rebounds vs. Missouri (11/16) • produced seven points, five rebounds and tied a career-high four blocks in USC Upstate win (11/18) • had 15 points and six rebounds at San Francisco (11/26) • scored a season-best 17 points in 17 minutes of play in the New Orleans win (11/30) • played in a season-most 35 minutes and had 12 points, four rebounds and two blocks in the Nebraska (12/6) • scored nine points and eight rebounds in 12 minutes vs. IUPUI (12/12) • had 13 points vs. Ball State (12/21) • had 12 points and eight rebounds vs. Maine (12/29) • had 12 points, eight rebounds and four blocks in the Michigan win (1/4) • produced a 17-point, 10 rebound double double at Indiana (1/12) • scored 14 points, nine rebounds, two assists and four blocks in the Northwestern win (2/3) • added a career-best 21 points and had 11 rebounds in the Rutgers win (2/18) • posted 15 points in the Ohio State win (2/22) • had 15 points, nine rebounds at Illinois (2/28).

2022-23 • FRESHMAN SEASON

Played in 30 games as a true freshmen and started in four games averaging 22 minutes played • ranked fourth on the team in scoring when he had 247 points and averaged 8.2 per game • ranked second on the team in rebounds with 156 total rebounds and averaged 5.2 per game • shot 69.3 percent from the field and held a team-best 32 blocks • made his collegiate debut on Nov. 7 vs. Western Michigan and played 13 minutes with three points • scored 12 points and eight rebounds in just his second collegiate game in the win over St. Francis Brooklyn (11/11) • had 12 points and went 6-6 vs DePaul (11/14) • scored his first double double of his collegiate career in a 15 point, 13 rebound game in the California Baptist win (11/21) • had 13 points in 27 minutes played, six rebounds, three blocks and a steal at Virginia Tech (11/28) • scored 15 points and went 6-6 and two blocks vs Michigan (12/8) • had 10 points in the win over Ohio State (1/12) • had 14 points and six rebounds vs. Maryland (2/4) • achieved a career-high 18 points and added his second-career double double with 10 rebounds vs. Penn State (2/18) and also contributed six assists • scored 17 points in 17 minutes played at Maryland (2/22) • produced a double double 15 points, 10 rebounds in the win against Rutgers (3/2) • scored a team-best 17 points in the Big Ten Tournament against Maryland when he went a perfect 6-6 in field goals and 5-5 at the free throw line, as he also recorded three assists, a block and a steal.

PREP

Mr. Basketball Top 10 finalist, which is given to the top boy's basketball player in the state of Minnesota • first team all-state his senior year • Second Team All-Metro • after missing the first eight games of his senior season due to injury, averaged 22 points, 12 rebounds and two blocks per game his senior season • helped the Wolfpack to a 20-9 overall record • had 10 games with at least 20 points his senior year and three-30 point games • averaged 15 points per game and 10 rebounds as a junior • had a breakout AAU season this past summer with Minnesota Select under the direction of former Gopher Mitch Ohnstad • scored double-digits in 16 of 20 games as he helped the team to an 11-10 record • listed as the 83rd recruit nationally.

PERSONAL

Graduated from Park Cottage Grove in 2022 • parents are George and Emma Payne • brother, Rodrick, plays at Western Illinois.

CAREER STATISTICS

Season	Gp	Gs	Min	Avg	3-POINT				REBOUNDS				Pf/D	Asst	TO	Blk	ST	Pts	Avg
					Fg-Fga	Pct	Fg-Fga	Pct	Ft-Fta	Pct	O-D/Tot	Avg							
2022-23	30	4	661	22.0	97-140	.693	0-0	.000	53-109	.486	49-107/156	5.2	77-2	40	63	32	14	247	8.2
2023-24	26	14	597	23.0	109-179	.609	0-1	.000	43-105	.410	61-103/164	6.3	58-1	29	31	38	6	261	10.0
Career	56	18	1258	22.5	206-319	.646	0-1	.000	96-214	.449	110-210/320	5.7	135-3	69	94	70	20	508	9.1



23 PARKER FOX

FORWARD | R-SR | 6-8 | 220
 MAHTOMEDI, MINN.
 NORTHERN STATE | MAHTOMEDI HS

2023-24 | RS-SENIOR SEASON

Made his Gopher debut in the win over Bethune-Cookman (11.6) when he played 15 minutes and scored seven points • had five points, three assists, one block and two rebounds vs. USC Upstate (11/18) • scored six points and had five rebounds in New Orleans win (11/30) • played 10 minutes and had two points a block and assist in the Nebraska win (12/6) • played a Minnesota-best 23 minutes and scored six points and collected seven rebounds in the FGCU win (12/9) • scored a Minnesota best 16 points in the IUPUI win (12/12) • also reached his 1,500 collegiate point in the IUPUI win • added 11 points off the bench and four blocks in the win at Penn State (1.27) • played 19 minutes, scored eight points, had four rebounds, an assist and steal vs. Michigan State (2/6) • had 10 points at Iowa (2/11) • scored nine points and four rebounds in Ohio State win (2/23) • had eight points and nine rebounds at Nebraska (2/25).

2021-22, 2022-23 SEASONS

Suffered back-to-back knee injuries, which sidelined him both seasons.

PRIOR TO MINNESOTA

Played three seasons at Northern State in Aberdeen, S.D. and ended his career as the NSIC North Division Defensive Player of the Year, Player of the Year, and a first team all-conference honoree • he was named to the NABC and D2CCA All-America teams • in 2020-21, shot 64.4% from the field and averaged 22.3 points, 9.9 rebounds, 3.5 blocks and 1.7 steals per game • played three years for the Wolves and started 54 of the 86 games he saw action in • ended his Northern State career averaging 16.9 points and 7.7 rebounds in 26.2 minutes of action.

HIGH SCHOOL

Standout at Mahtomedi High School • two-year starter and team captain for the Zephyrs • Mahtomedi school record holder in points per game (22), points in a season (538), and points in one game (39) • Also a high jumper for the Zephyrs where he has reached the state tournament and set the conference record.

PERSONAL

Son of Neal and Heather Fox • brother, Brody, plays at UW-Stout • has an undergrad degree in sports management • obtained a master's degree in sports management.

CAREER HIGHS

Points: 39 vs. MSU Moorhead (2/9/21)*	State (1/11/20)*
3-Point FG Made: 4 vs. Bemidji State (1/11/20)*	
FG Attempts: 25 vs. Winona St (1/4/20)*	Rebounds: 21 - at St. Cloud State (1/23/21)*
FG Made: 16 vs. MSU Moorhead (2/9/21)*	Assists: 7 Minn-Crookston (1/16/21)
FT Attempts: 17 vs. Winona St (1/4/20)*	Steals: 6 - at Augustana (1/17/20)*
FT Made: 10 vs. Minot St (2/12/21)*	Blocks: 10, vs. Wayne State (1/18/20)*
3-Point FG Attempts: 5 vs. Bemidji	* - Recorded at Northern State

2023-24 GAME-BY-GAME (MN SEASON)

Opponent (Date)	Start	Min	Fg-Fga	3g-3a	Ft-Fta	O-D/T	PF	A	TO	Blk	Stl	Pts
Beth-Cookman (11/6)	N	15	3-3	0-0	1-3	0-1/1	1	1	0	0	1	7
UTSA (11/10)	N	12	1-1	0-0	4-5	1-4/5	4	0	1	1	0	6
Missouri (11/16)	N	3	0-0	0-0	0-0	0-0/0	0	0	0	0	0	0
USC Upstate (11/18)	N	12	2-2	0-0	1-2	0-2/2	0	3	0	1	0	5
UAPB (11/21)	N	13	0-1	0-0	0-0	2-4/6	3	0	2	1	1	0
San Francisco (11.26)	N	4	0-1	0-0	0-0	0-0/0	0	0	0	0	0	0
New Orleans (11.30)	N	15	3-3	0-0	0-1	1-4/5	3	1	0	1	1	6
at Ohio State (12.3)	N	5	0-0	0-0	0-0	0-0/0	1	1	1	0	0	0
Nebraska (12.6)	N	10	0-1	0-0	2-2	0-0/0	0	1	2	1	0	2
FGCU (12.9)	N	23	3-6	0-3	0-0	0-7/7	1	3	1	1	1	6
IUPUI (12.12)	N	21	8-8	0-0	0-0	2-3/5	1	2	0	0	1	16
Ball State (12.21)	N	17	2-4	0-0	0-5	2-3/5	1	2	0	2	1	4
Maine (12.29)	N	11	0-1	0-0	0-0	0-2/2	2	1	2	0	1	0
at Michigan (1.4)	N	4	0-0	0-0	0-0	0-1/1	1	1	0	0	0	0
Maryland (1.7)	N	6	1-2	0-0	2-2	1-0/1	3	1	0	1	0	4
at Indiana (1.12)	N	8	0-1	0-0	0-0	0-1/1	1	0	0	0	1	0
Iowa (1.15)	N	9	0-1	0-0	2-4	1-1/2	1	1	0	0	0	2
at Michigan St (1.18)	N	15	1-1	0-0	0-1	1-3/4	2	1	1	0	0	2
Wisconsin (1.23)	N	12	2-2	0-0	0-2	0-3/3	2	0	0	3	0	4
at Penn State (1.27)	N	19	4-5	0-0	3-4	1-2/3	1	0	0	4	0	11
Northwestern (2/3)	N	5	1-1	0-0	0-0	0-0/0	2	0	0	0	0	2
Michigan State (2.6)	N	19	3-4	0-1	2-3	2-2/4	3	1	0	1	1	8
at Iowa (2/11)	N	22	5-11	0-0	0-0	4-1/5	5	2	1	1	0	10
at Purdue (2.15)	N	11	2-2	0-0	1-2	3-1/4	3	0	0	0	0	5
Rutgers (2.18)	N	9	0-2	0-0	0-0	1-1/2	3	1	0	1	1	0
Ohio State (2.22)	N	18	3-4	0-0	3-4	1-3/4	2	1	0	0	1	9
at Nebraska (2.25)	N	18	4-7	0-0	0-3	3-6/9	0	0	1	1	0	8
at Illinois (2.28)	N	9	0-0	0-0	0-0	0-1/1	2	0	0	0	0	0

CAREER STATISTICS

Season	Gp	Gs	Min	Avg	3-POINT				REBOUNDS								Pts	Avg		
					Fg-Fga	Pct.	Ft-Fta	Pct.	O-D/Tot	Avg	Pf/Dq	Asst	TO	Blk	ST					
2018-19*	33	1	598	18.1	132-230	.574	1-9	.111	80-136	.588	58-118-176	5.3	89	21	40	47	12	345	10.5	(at Northern State)
2019-20*	32	32	984	30.8	257-425	.605	18-50	.360	106-195	.544	71-212-283	8.8	98	49	71	75	33	638	19.9	(at Northern State)
2020-21*	21	21	671	32.0	190-295	.644	5-20	.250	84-167	.503	55-152-207	9.9	71-5	49	62	74	37	469	22.3	(at Northern State)
2023-24	28	0	343	12.2	48-74	.649	0-4	.000	21-43	.488	26-56/82	2.9	48-1	24	12	20	11	117	4.2	(at Minnesota)
Career	114	54	2596	22.8	627-1024	.612	24-83	.289	291-541	.538	210-538/748	6.6	306-10	143	185	216	93	1569	13.8	



24 CAM CHRISTIE

GUARD | FR | 6-6 | 190
 ARLINGTON HEIGHTS, ILL.
 ROLLING MEADOWS HS

2023-24 SEASON | FRESHMAN SEASON:

Named Big Ten Freshman of the Week once this season (2.5.24)

Missed the season-opener due to illness • made his collegiate debut vs. UTSA (11/10) and produced 18 points when he went 5-of-8 and 4-of-6 from three • had 14 points, four assists and three rebounds vs. UAPB (11/21) • scored 20 points and added four assists in the New Orleans win (11/30) • produced 11 points and three rebounds at Ohio State (12.3) • made his first collegiate start in the win vs. Nebraska and scored nine points, had three rebounds a block and an assist • added 11 points and six rebounds in the FGCU win (12/9) • scored 19 points and had six rebounds and three assists in the win over IUPUI (12/12) • had 11 points in the win over Ball State (12/21) • scored a team-best 12 points in Maryland win (1/7) • scored 19 points and added a career-high eight rebounds in the win at Penn State (1/27) • added 15 points, including 10 in the second half, three assists and two steals in the Northwestern win (2/3) • scored 19 points, five threes and six rebounds in the win vs. Michigan State (2/8) • had 13 points and three threes at Purdue (2/15) • scored 14 points at Nebraska (2/25) • went 6-of-9 from three and 5-of-6 at the free throw line to score a career-high 23 points at Illinois (2/28).

PREP

Played for Rolling Meadows High School under Kevin Katovich • ranked as a top-2 recruit out of Illinois and ranked 79th nationally by 247Sports.com • named a two-time First Team IBCA All-State and First Team Sun-Times All State selection • finished as the school's second-leading scoring and set a school record 101 three-pointers • averaged 25 points, five rebounds and four assists as a senior • All-Area Boys Basketball Captain • helped Rolling Meadows to a 91-22 record the past four years • As a junior in 2021-22, Christie surpassed 1,000 career points and averaged 22 points at Rolling Meadows • led Rolling Meadows to its first regional title in more than 21 years in 2022 • as a junior, shot 53 percent from the field, was 93 percent at free throw shooter and 42 percent beyond the arc • named conference player of the year and an Under Armour Top 30 list • as a freshman, was an all-area selection and averaged 11 points • played with the Illinois Wolves on the Under Armour club basketball circuit with Mike Mullins.

PERSONAL

Parents are Katrina and Max Christie Sr. • graduated from Rolling Meadows in 2023 • undeclared as a major • enjoys video games and music • dad, Max, played basketball at Wisconsin Superior • mother, Katrina, played basketball at Northwestern • brother, Max, played one year at Michigan State before being drafted 35th overall by the Los Angeles Lakers in 2022.

CAREER HIGHS

Points 20 vs New Orleans 11/30/23	FG Attempts 14 vs FGCU 12/09/23
Rebounds 8 at Penn St. 01/27/24	3FG Made 5 vs Michigan St. 02/06/24
Assists 6 vs Ball St. 12/21/23	3FG Attempts 9 vs IUPUI 12/12/23
Steals 2 4 times	FT Made 4 4 times
Blocks 1 8 times	FT Attempts 6 vs Michigan St. 02/06/24
FG Made 7 vs IUPUI 12/12/23	

2023-24 GAME-BY-GAME (MN SEASON)

Opponent (Date)	Start	Min	Fg-Fa	3g-3a	Ft-Fta	O-D/T	PF	A	TO	Blk	Stl	Pts
Beth-Cookman (11/6)	DNP	Illness										
UTSA (11.10)	N	26	5-8	4-6	4-5	0-3/3	1	4	0	0	2	18
Missouri (11.16)	N	18	0-4	0-2	2-4	0-3/3	2	2	2	1	0	2
USC Upstate (11.18)	N	20	2-8	1-3	0-0	0-2/2	2	2	1	0	0	5
UAPB (11.21)	N	25	4-6	4-6	2-2	0-3/3	0	4	0	0	1	14
San Francisco (11.26)	N	22	3-7	1-3	0-0	0-1/1	0	0	3	0	0	7
New Orleans (11.30)	N	24	6-10	4-6	4-4	0-0/0	1	4	1	1	0	20
at Ohio State (12.3)	N	27	5-8	1-3	0-0	0-3/3	4	0	1	0	0	11
Nebraska (12.6)	Y	25	3-8	2-7	1-2	0-3/3	1	1	1	1	0	9
FGCU (12.9)	Y	29	5-14	0-3	1-1	1-5/6	2	0	0	1	0	11
IUPUI (12.12)	Y	33	7-12	4-9	1-1	0-6/6	0	3	0	1	0	19
Ball State (12.21)	Y	38	4-11	2-6	1-2	1-6/7	3	6	1	0	0	11
Maine (12.29)	Y	35	3-9	2-6	0-0	0-6/6	1	3	2	1	2	8
at Michigan (1.4)	Y	26	1-5	0-3	0-0	0-2/2	1	1	2	1	0	2
Maryland (1.7)	Y	27	5-12	2-5	0-0	1-3/4	1	2	0	0	0	12
at Indiana (1.12)	Y	28	2-10	2-6	1-3	0-5/5	3	1	1	0	0	7
Iowa (1.15)	Y	24	5-9	2-6	0-0	0-2/2	1	1	1	0	1	12
at Michigan St (1.18)	Y	16	3-5	2-4	0-0	0-1/1	5	2	0	0	1	8
Wisconsin (1.23)	Y	21	2-6	2-3	0-0	0-2/2	2	1	1	1	0	6
at Penn State (1.27)	Y	37	6-10	1-5	4-4	1-7/8	3	5	1	0	2	17
Northwestern (2/3)	Y	42	6-12	3-7	0-0	0-6/6	1	3	1	0	2	15
Michigan State (2.6)	Y	36	5-8	5-7	4-6	0-6/6	1	1	2	0	0	19
at Iowa (2/11)	Y	40	5-11	3-8	2-2	0-4/4	0	3	1	0	1	15
at Purdue (2.15)	Y	38	5-11	3-5	0-0	0-3/3	2	3	0	0	1	13
Rutgers (2.18)	Y	27	3-7	2-4	2-3	0-0/0	3	5	3	1	0	10
Ohio State (2.22)	Y	24	1-6	1-3	2-2	0-4/4	2	2	2	0	1	5
at Nebraska (2.25)	Y	35	3-12	2-8	6-7	1-3/4	1	1	2	0	1	14
at Illinois (2.28)	Y	36	6-12	6-9	5-6	1-3/4	3	0	2	0	0	23

CAREER STATISTICS

Season	Gp	Gs	3-POINT				REBOUNDS				PF/D	Asst	TO	Blk	ST	Pts	Avg		
			Min	Avg	Fg-Fga	Pct.	Ft-Fta	Pct.	O-D/Tot	Avg									
2023-24	27	20	779	28.9	105-241	.436	61-143	.427	42-54	.778	6-92/98	3.6	46-1	60	31	9	15	313	11.6
CAREER	27	20	779	28.9	105-241	.436	61-143	.427	42-54	.778	6-92/98	3.6	46-1	60	31	9	15	313	11.6



25

WILL RAMBERG

GUARD | SR | 6-5 | 205

GRAND MARAIS, MINN

MCGILL | COOK COUNTY HS

CAREER HIGHS

Points 8 at Northwestern 01/28/23, vs
Iowa 02/12/23

FG Made 4 at Northwestern 01/28/23,
vs Iowa 02/12/23

Rebounds 8 vs Western Mich.
11/07/22

FG Attempts 5 vs Iowa 02/12/23
3FG Attempts 2 vs DePaul 11/14/22
11/07/22

Assists 2 vs Iowa 02/12/23

FT Made 1 vs Purdue Fort Wayne
11/19/21, vs St. Francis Brooklyn
11/11/22, vs Central Mich. 11/17/22

Steals 14 times

FT Attempts 3 vs St. Francis Brooklyn
11/11/22

Blocks 1 vs Western Mich. 11/07/22

2023-24 | SENIOR SEASON

Saw action in the New Orleans win (11/30) • played four minutes in the win over IUPUI (12/12) and had two points.

2022-23 | JUNIOR SEASON

Played in 16 games for the Gophers, including four starts • averaged 2.1 ppg and 3.1 rebounds per game • granted a scholarship for the season • started in the season opener vs. Western Michigan (11/7) and played 24 minutes and scored four points • tied a career-high four points in the Indiana game (1/25) • posted a career high eight points and a team-best seven rebounds at Northwestern (1/28) • tied a career-high eight points and had seven rebounds vs. Iowa (2/12).

2021-22 SOPHOMORE SEASON

In his first year with the Gophers, saw action in 13 games and averaged 3.7 minutes per game • had five points and four rebounds • played four minutes in the Kansas City win (11/9) • scored his first points as a Golden Gopher in the Purdue Fort Wayne win (11/19) • saw three minutes of action against Mississippi State (12/5) • saw action against Texas A&M CC (12/14) • played 14 minutes against Illinois (1/4) • played 11 minutes against Iowa (1/16) • saw action in the Maryland game (3/2).

PRIOR TO MINNESOTA

Was a part of McGill University basketball team (Canada) • appeared in 10 games for McGill and started in last playoff game where he scored 12 points and had three rebounds.

HIGH SCHOOL

A 2019 graduate of Cook County High School in Grand Marais • all time boys leading scorer at CCHS with 1,346 points • all conference selection his sophomore, junior and senior seasons • averaged 27 ppg and 14 rbg his senior year • scored a season-high 49 points against Duluth Marshall • scored 20 points with 20 rebounds against Nashwaug-Keewatin in the section quarterfinals • during his junior year averaged 24 ppg and 11rbg.

PERSONAL

Parents are Kathryn and Stephen • has a younger sister, Louise • has a undergraduate degree in Economics and working on a master's degree.

2023-24 GAME-BY-GAME (MN SEASON)

Opponent (Date)	Start	Min	Fg-Fa	3g-3a	Ft-Fta	O-D/T	PF	A	TO	Blk	Stl	Pts
Beth-Cookman (11.6)	DNP											
UTSA (11.10)	DNP											
Missouri (11.16)	DNP											
USC Upstate (11.18)	DNP											
UJAPB (11.21)	DNP											
San Francisco (11.26)	DNP											
New Orleans (11.30)	N	2	0-0	0-0	0-0	0-0/0	0	0	0	0	0	0
Ohio State (12.3)	DNP											
Nebraska (12.6)	DNP											
FGCU (12.9)	DNP											
IUPUI (12.12)	N	4	1-1	0-0	0-0	0-0/0	0	0	0	0	0	2
Ball State (12.21)	DNP											
Maine (12.29)	DNP											
Michigan (1.4)	DNP											
Maryland (1.7)	DNP											
at Indiana (1.15)	DNP											
Iowa (1.15)	DNP											
at Michigan St (1.18)	DNP											
Wisconsin (1.23)	DNP											
at Penn State (1.27)	DNP											
Northwestern (2/3)	DNP											
Michigan State (2.6)	DNP											
at Iowa (2/11)	DNP											
at Purdue (2.15)	DNP											
Rutgers (2.18)	DNP											
Ohio State (2.22)	DNP											
at Nebraska (2.25)	DNP											
at Illinois (2.28)	DNP											

2022-23 GAME-BY-GAME (MN SEASON)


Opponent (Date)	Start	Min	Fg-Fa	3g-3a	Ft-Fta	O-D/T	PF	A	TO	Blk	Stl	Pts
Western Mich (11/7)	Y	34	2-4	0-1	0-0	1-6/8	1	1	1	1	0	4
St. Francis BK (11/11)	Y	29	1-2	0-0	1-3	1-4/5	1	0	0	0	1	3
DePaul (11/14)	N	27	1-4	0-2	0-0	2-1/3	1	1	0	0	1	2
Central Mich. (11/17)	Y	24	1-1	0-0	1-2	0-1/1	2	0	1	0	0	3
Cal Baptist (11/21)	DNP											
UNLV (11/23)	N	3	0-0	0-0	0-0	0-0/0	0	0	0	0	0	0
at Virginia Tech (11/28)	DNP											
at #5 Purdue (12/4)	N	6	0-0	0-0	0-0	1-0/1	0	0	0	0	0	0
vs. Michigan (12/8)	N	5	0-0	0-0	0-0	0-2/2	0	0	0	0	0	0
vs. #23 Miss St (12/11)	N	2	0-0	0-0	0-0	0-0/0	0	0	0	0	0	0
vs. Pine Bluff (12/14)	DNP											
vs. Chicago St (12/22)	DNP											
at #14 Wisconsin (1/3)	DNP											
vs. Nebraska (1/7)	DNP											
at Ohio State (1/12)	DNP											
vs. Illinois (1/16)	DNP											
vs. #3 Purdue (1/19)	N	2	0-0	0-0	0-0	0-3/3	0	0	0	0	0	0
at Michigan (1/23)	DNP											
vs. Indiana (1/25)	N	4	2-2	0-0	0-1	1-1/2	0	0	0	0	0	4
at Northwestern (1/28)	N	23	4-4	0-0	0-0	2-5/7	3	0	0	0	0	8
at Rutgers (2/1)	N	5	0-0	0-0	0-0	2-0/2	0	0	1	0	0	0
vs Maryland (2/4)	N	1	0-0	0-0	0-0	1-0/1	0	0	0	0	0	0
vs Iowa (2/12)	N	29	4-5	0-0	0-2	1-6/7	1	2	1	0	1	8
vs. Penn State (2/18)	N	2	0-0	0-0	0-0	0-0/0	0	0	0	0	0	0
at Illinois (2/20)	DNP											
at Maryland (2/22)	DNP											
at Nebraska (2/25)	N	6	1-1	0-0	0-0	0-1/1	0	0	0	0	0	2
vs. Rutgers (3/2)	DNP											
vs. Wisconsin (3/5)	DNP											
vs. Nebraska BT (3/8)	DNP											
vs. Maryland BT (3/9)	DNP											

2021-22 GAME-BY-GAME (MN SEASON)

Opponent (Date)	Start	Min	Fg-Fa	3g-3a	Ft-Fta	O-D/T	PF	A	TO	Blk	Stl	Pts
Kansas City (11/9)	N	4	-	-	-	-	-	-	-	-	-	-
Western Ky (11/12)	DNP											
Princeton (11/14)	DNP											
PFW (11/19)	N	3	1-1	0-0	1-1	0-0/0	0	0	0	0	0	3
Jacksonville (11/24)	N	1	0-0	0-0	0-0	0-0/0	0	0	1	0	0	0
at Pittsburgh (11/30)	DNP											
at Miss State (12/5)	N	0-1	0-0	0-0	0-0	0-0/0	0	0	0	0	0	0
vs. Mich State (12/8)	DNP											
at Michigan (12/11)	N	2	0-0	0-0	0-0	0-0/0	1	0	0	0	0	0
vs. TAMCC (12/14)	N	2	0-0	0-0	0-0	0-0/0	0	0	0	0	0	0
vs. Green Bay (12/22)	DNP											
vs. Illinois (1/4)	N	14	1-2	0-1	0-2	1-1/2	0	0	0	0	0	2
at Indiana (1/9)	N	1	0-0	0-0	0-0	0-0/0	0	0	0	0	0	0
at Michigan State (1/12)	N	0-0	0-0	0-0	0-0	0-0/0	0	0	0	0	0	0
vs. Iowa (1/16)	N	11	0-1	0-0	0-0	0-0/0	1	1	1	0	1	0
vs. Rutgers (1/22)	DNP-Injury											
vs. Ohio State (1/27)	DNP-Injury											
at Wisconsin (1/30)	DNP-Injury											
vs. Purdue (2/2)	DNP-Injury											
at Iowa (2/6)	DNP-Injury											
at Nebraska (2/9)	DNP-Injury											
vs. Penn State (2/12)	DNP-Injury											
at Ohio State (2/15)	N	2	0-0	0-0	0-0	0-0/0	0	0	0	0	0	0
at Penn State (2/17)	DNP											
vs. Northwestern (2/19)	N	2	0-0	0-0	0-0	0-0/0	0	0	0	0	0	0
vs. Wisconsin (2/23)	DNP											
vs. Indiana (2/27)	DNP											
at Nebraska (3/2)	N	1	0-0	0-0	0-0	0-0/0	0	0	0	0	0	0
at Northwestern (3/6)	DNP											
vs. Penn State (3/9)	DNP											

CAREER STATISTICS

Season	Gp	Gs	3-POINT				REBOUNDS								Pts	Avg			
			Min	Avg	Fg-Fga	Pct	Fg-Fga	Pct	Ft-Fta	Pct	O-D/Tot	Avg	Pf/Dq	Asst			TO	Blk	ST
2021-22	13	0	48	3.7	2-5	.400	0-1	.000	1-3	.333	2-2/4	0.3	2-0	1	2	0	1	5	0.4
2022-23	16	4	201	12.6	16-23	.696	0-3	.000	2-8	.250	13-36/49	3.1	9-0	4	4	1	3	34	2.1
2023-24	2	0	6	3.0	1-1	1.000	0-0	.000	0-0	.000	0-0/0	0.0	0-0	0	0	0	0	2	1.0
Career	31	4	255	8.2	19-29	.655	0-4	.000	3-11	.273	15-38/53	1.7	11-0	5	6	1	4	41	1.3



33 JACK WILSON

CENTER | SR | 6-11 | 285

MONTARA, CALIF.

WASHINGTON STATE | IDAHO | OREGON STATE

JUNIPERO SERRA HS

2023-24 | SENIOR SEASON

Made his Gopher debut in the win over Bethune-Cookman (11.6) when he played four minutes • scored his first points of his Minnesota career in the win over UTSA (11/10) • played eight minutes and scored five points and three rebounds in the New Orleans win (11/30) • saw action at Michigan State (1/18) • played in the win at Penn State (1/27) and had one rebound • played four minutes and added a bucket at Purdue (2/15).

PRIOR TO MINNESOTA

Played football prior to his time with the men's basketball team • appeared in 25 career football games at Washington State • played basketball following his WSU football career in 2022-23 prior to the bowl game • played with WSU football from 2020-22 • played basketball at Idaho in 2019-20 and appeared in 18 games • averaged 4.2 points and 3.2 rebounds per games at Idaho • scored a career-best 12 points against Weber State • scored in double-figures in four games • played in seven basketball games at Oregon State before transferring to Idaho.

PREP

Attended Junipero Serra High School and graduated in 2018 • four-star recruit (ESPN.com) • averaged 16.2 points, 10.4 rebounds and 1.5 blocks per game as a junior • NorCal Clash All-Star Game as a junior • WCAL All-League Team as a sophomore and a junior • four-time All-Conference • state champions as a sophomore • played AAU with Team Arsenal.

PERSONAL

Parents, Shannon Wilson and Greg Wilson • one sister, Elise, who was a rower with UCLA • honor roll student in high school • graduated Washington State with a social science degree • obtaining a health and exercise science master's degree at Minnesota.

CAREER HIGHS

Points	12 at Weber St. 12/30/19	Blocks	2 at Weber St. 12/30/19
Rebounds	8 vs Southern Utah 01/27/20, at Weber St. 12/30/19	FG Made	6 at Weber St. 12/30/19
Assists	2 vs Sacramento St. 02/22/20	FG Attempts	11 vs Southern Utah 01/27/20
Steals	1 vs Bethune-Cookman 11/06/23	FT Made	4 vs Eastern Wash. 01/16/20
		FT Attempts	6 vs Eastern Wash. 01/16/20

2023-24 GAME-BY-GAME (MN SEASON)

Opponent (Date)	Start	Min	Fg-Fa	3g-3a	Ft-Fta	O-D/T	PF	A	TO	Blk	Stl	Pts
Beth-Cookman (11/6)	N	15	3-3	0-0	1-3	0-1/1	1	1	0	0	1	0
UTSA (11/10)	N	9	1-2	0-0	0-0	0-0/0	2	3	0	0	0	2
Missouri (11/16)	DNP											
USC Upstate (11/18)	DNP											
UAPB (11.21)	DNP											
San Francisco (11.26)	DNP											
New Orleans (11.30)	N	8	2-2	0-0	1-4	3-2/5	4	0	3	0	0	5
Ohio State (12.3)	DNP											
Nebraska (12.6)	DNP											
FGCU (12.9)	DNP-Injury											
IUPUI (12.12)	DNP-injury											
Ball State (12.21)	DNP											
Maine (12.29)	DNP											
Michigan (1.4)	DNP											
Maryland (1.7)	DNP											
at Indiana (1.12)	DNP											
Iowa (1.15)	DNP											
at Michigan St (1.18)	N	2	1-1	0-0	0-0	0-0/0	2	0	1	0	0	2
Wisconsin (1.23)	DNP											
at Penn State (1.27)	N	2	0-0	0-0	0-0	0-1/1	0	0	0	0	0	0
Northwestern (2/3)	DNP											
Michigan State (2.6)	DNP											
at Iowa (2.11)	N	1	0-0	0-0	0-0	0-0/0	1	0	1	0	0	0
at Purdue (2.15)	N	4	1-1	0-0	0-0	0-0/0	2	0	0	0	0	2
Rutgers (2.18)	DNP											
Ohio State (2.22)	DNP											
at Nebraska (2.25)	DNP											
at Illinois (2.28)	DNP											

CAREER STATISTICS

Season	Gp	Gs	Min	Avg	3-POINT				REBOUNDS										Pts	Avg	
					Fg-Fga	Pct	Fg-Fga	Pct.	Ft-Fta	Pct.	O-D/Tot	Avg	Pf/Dq	Asst	TO	Blk	ST				
2018-19	7	0	19	2.7	0-3	.000	0-0	.000	0-0	.000	1-0/1	0.1	4-0	0	1	0	0	0	0.0	(Oregon St)	
2019-20	18	0	280	15.5	30-80	.375	0-0	.000	15-23	.652	11-46/57	3.2	50-1	8	22	4	0	75	4.2	(Idaho)	
2020-21	4	0	34	8.6	2-6	.333	0-0	.000	1-4	.250	0-6/6	1.5	8-0	2	2	1	0	5	1.3	(Idaho)	
2022-23	14	0	41	2.9	2-4	.500	0-0	.000	0-1	.000	3-2/5	0.4	13-0	1	4	0	0	4	0.3	(Washington St)	
2023-24	7	0	30	4.3	5-6	.833	0-0	.000	1-4	.250	3-3/6	0.9	11-0	3	5	0	1	11	1.6	(Minnesota)	
CAREER	50	0	403	8.1	39-99	.394	0-0	.000	17-32	.531	18-57/75	1.5	86-1	14	34	5	1	95	1.9		

GAME 1



Official Basketball Box Score - Final
Bethune-Cookman at Minnesota
 11/06/23 Williams Arena, Minneapolis
 2023-24 Men's Basketball

Game Time: 7:00 PM
 Game Duration: 1:59
 Attendance: 7,132

Officials: Bill De, Courtney Green, Rob Kanneham

Bethune-Cookman - 60

Record: 0-1

NO. Name	Min	FG	3P	FT	Rebounds	Fouls	TP	AS	TO	ST	Blocks	+/-
		M/A	M/A	M/A	OR DR TOT	FF					BS BA	
15 Reggie Ward Jr.	F 16:25	1-4	1-2	0-0	0 0 0	5 0	3	0	2	1	0 0 0	-5
32 Elijah Hulsewe	C 21:46	3-8	0-0	0-0	3 1 4	4 1	6	1	0	0	0 0 -21	
0 Jakobi Heady	G 32:38	8-20	1-5	0-0	4 5 9	0 0	17	3	2	0	2 1 0	
1 Zion Harmon	G 27:48	4-11	1-6	2-2	0 0 0	2 5	11	0	3	2	0 0 -9	
11 Dhashon Dyson	G 27:57	1-11	0-1	1-3	1 4 5	4 2	3	0	1	3	0 2 -14	
5 Damani McEnnis	G 32:22	3-7	1-2	4-4	3 2 5	4 4	11	3	3	6	1 0 -12	
33 James Henderson Jr.	F 16:26	3-3	0-0	2-2	3 3 6	5 2	8	0	0	1	0 0 4	
3 Seneca Wilkoughby	F 12:12	0-2	0-0	0-0	0 0 0	1 0	2	0	0	0	0 0 -11	
12 Dondre Watson	F 07:22	0-2	0-0	1-1	2 0 2	1 1	1	0	0	0	0 1 -10	
21 Mason Dorsey	F 03:10	0-2	0-0	0-0	0 0 0	1 1	1	0	2	0	0 0 -9	
30 Simeon Wornack	F 01:09	0-0	0-0	0-0	0 0 0	0 0	0	0	0	0	0 0 -1	
2 Jayson Matthews	F 00:45	0-0	0-0	0-0	0 0 0	0 0	0	0	0	0	0 0 -2	
Team					4 2 6		0	1				
Totals	23:70	4-18	10-14	22 17	39	29 16	60	9	14	13	3 4 -20	

Shooting By Period	
1st FG%	7-40 17.5%
3PT%	1-9 11.1%
FT%	7-10 70%
2nd FG%	16-30 53.3%
3PT%	3-9 33.3%
FT%	3-4 75%
GMFG%	23-70 32.9%
3PT%	4-18 22.2%
FT%	10-14 71.4%

Dead Ball Rebounds: 1, 0

Technical Fouls: NONE

Minnesota - 80

Record: 1-0

NO. Name	Min	FG	3P	FT	Rebounds	Fouls	TP	AS	TO	ST	Blocks	+/-
		M/A	M/A	M/A	OR DR TOT	FF					BS BA	
1 Joshua Ola-Joseph	F 19:09	2-4	0-1	4-4	0 2 2	1 2	8	1	2	1	0 1 11	
3 Dawson Garcia	F 34:56	4-10	1-3	14-16	4 10 14	0 11	23	6	4	0	1 1 23	
21 Pharell Payne	F 16:00	2-3	0-0	1-4	1 1 2	1 4	5	1	3	0	1 0 0	
0 Elijah Hawkins	G 24:36	3-7	1-2	3-3	0 2 2	3 5	10	1	1	2	0 0 -3	
4 Braeden Carrington	G 28:06	5-7	0-2	3-3	1 2 3	4 3	13	1	1	1	0 0 9	
2 Mike Mitchell Jr.	F 30:46	2-5	0-0	2-2	1 4 5	2 1	6	4	3	0	0 0 27	
33 Jack Wilson	F 04:10	0-0	0-0	0-0	0 0 0	0 0	0	0	0	1	0 0 8	
23 Parker Fox	F 14:31	3-3	0-0	1-3	0 1 1	1 2	7	1	0	1	0 0 -5	
5 Isaiah Innes	F 22:51	3-5	1-2	1-2	0 4 4	3 1	8	2	3	3	1 1 17	
15 Kadyn Betts	F 04:55	0-2	0-0	0-0	0 0 0	1 0	0	0	0	0	0 0 -3	
Team					2 2 4		0	0				
Totals	24:46	5-17	27-35	9 28	37	16 29	80	17	17	9	4 3 20	

Shooting By Period	
1st FG%	15-24 62.5%
3PT%	5-10 50.0%
FT%	11-17 64.7%
2nd FG%	9-22 40.9%
3PT%	0-7 0.0%
FT%	16-18 88.9%
GMFG%	24-46 52.2%
3PT%	5-17 29.4%
FT%	27-35 77.1%

Dead Ball Rebounds: 4, 0

Technical Fouls: NONE

	BCU	UMN
Biggest lead	3 (1 st 18:47)	27 (2 nd 19:02)
Best Scoring Run	11 (2 nd 15:49)	10 (1 st 13:10)
Lead Changes	2	
Times Tied	1	
Time with Lead	01:23	37:59

Points from Turnovers		Period by Period Scoring	
BCU	UMN	1st	2nd
17	18	22	38
32	38	46	34
13	10		
13	15		
20	21		

GAME 2



Official Basketball Box Score - End of 2nd Period
UTSA at Minnesota
 11/06/23 Williams Arena, Minneapolis
 2023-24 Men's Basketball

Game Time: 6:30 PM
 Game Duration: 2:12
 Attendance: 5,973

Officials: Mike Pearson, Shane Suggs, Tony Meeks

UTSA - 76

NO. Name	Min	FG	3P	FT	Rebounds	Fouls	TP	AS	TO	ST	Blocks	+/-
		M/A	M/A	M/A	OR DR TOT	FF					BS BA	
3 Trey Edmonds	F 19:02	5-11	0-0	2-5	2 0 2	5 3	12	0	1	1	1 1 -13	
2 Carlton Linguard, Jr.	C 30:13	0-4	0-0	2-2	2 4 6	2 1	2	0	1	1	0 0 -18	
4 Dre Fuller Jr.	G 25:01	6-11	2-4	2-2	2 7 9	2 1	16	2	2	1	0 0 -8	
5 Adante Holman	G 26:10	5-10	4-6	0-1	0 0 0	1 1	14	3	2	0 0 0		
22 Christian Tucker	G 27:10	1-7	0-0	0-0	0 0 0	3 4	2	5	0	3	0 2 -21	
11 Isaiah Wyatt	F 14:54	1-3	1-2	0-1	0 2 2	0 2	3	1	0	1	0 0 -15	
14 Messali Diouf	F 10:14	3-5	0-0	0-1	0 1 1	1 3	2	6	0	0	0 0 1	
10 Chandler Cuthrell	F 11:25	0-3	0-0	0-0	0 3 3	3 0	0	0	1	0	0 0 -10	
21 PJ Carter	F 26:52	6-12	0-4	3-4	0 1 1	2 4	15	2	2	0	0 0 -18	
0 Nazar Mahmoud	F 08:59	2-5	2-2	0-0	1 1 2	1 1	6	1	1	0	0 0 -3	
Team					4 2 6		0	0				
Totals	29:71	9-22	9-16	12 20	32	22 19	76	14	10	7	1 6 -26	

Shooting By Period	
1st FG%	11-36 30.6%
3PT%	3-10 30.0%
FT%	5-7 71.4%
2nd FG%	18-35 51.4%
3PT%	6-12 50.0%
FT%	4-9 44.4%
GMFG%	29-71 40.8%
3PT%	9-22 40.9%
FT%	9-16 56.3%

Dead Ball Rebounds: 1, 0

Technical Fouls: NONE

Minnesota - 102

NO. Name	Min	FG	3P	FT	Rebounds	Fouls	TP	AS	TO	ST	Blocks	+/-
		M/A	M/A	M/A	OR DR TOT	FF					BS BA	
1 Joshua Ola-Joseph	F 23:22	3-4	1-2	5-7	0 3 3	2 5	12	0	1	1	0 0 8	
3 Dawson Garcia	F 33:56	7-14	1-4	7-7	1 5 6	1 7	22	3	0	1	2 0 32	
5 Isaiah Innes	F 18:56	7-7	5-5	1-2	2 4 6	3 1	20	0	1	0	0 0 8	
0 Elijah Hawkins	G 28:56	4-6	0-3	6-6	1 9 10	3 8	8	6	2	1	0 14	
4 Braeden Carrington	G 21:30	1-4	0-3	1-2	0 2 2	0 1	3	1	1	0	1 32	
2 Mike Mitchell Jr.	F 21:14	4-8	3-6	0-0	1 1 2	3 0	11	2	1	1	1 0 15	
23 Parker Fox	F 11:41	1-1	0-0	4-5	1 4 5	4 3	6	0	1	0	1 0 13	
24 Cam Christie	F 26:15	5-8	4-6	4-5	0 3 3	1 2	18	4	0	2	0 0 16	
33 Jack Wilson	F 09:25	1-2	0-0	0-0	0 0 0	2 0	2	3	0	0	0 0 -1	
15 Kadyn Betts	F 03:34	0-1	0-0	0-0	0 0 0	0 0	0	0	0	0	0 0 -3	
8 Kris Keays	F 01:11	0-0	0-0	0-0	0 1 1	0 0	0	0	0	0	0 0 -2	
Team					1 4 5		0	0				
Totals	30:55	14-29	28-34	7 36	43	19 22	102	21	11	7	6 1 26	

Shooting By Period	
1st FG%	16-31 51.6%
3PT%	6-15 40.0%
FT%	16-18 88.9%
2nd FG%	14-24 58.3%
3PT%	8-14 57.1%
FT%	12-16 75%
GMFG%	30-55 54.5%
3PT%	14-29 48.3%
FT%	28-34 82.4%

Dead Ball Rebounds: 4, 0

Technical Fouls: NONE

	UTSA	UMN	Points from Turnovers	UTSA	UMN	Period by Period Scoring		
						1st	2nd	TOT
Biggest lead	0 (1 st 20:00)	34 (2 nd 13:42)						
Best Scoring Run	7 (2 nd 6:16)	12 (2 nd 13:42)	Paint	36	30			
Lead Changes	0	0	Second Chance	11	9			
Times Tied	0	0	Fast Breaks	16	24			
Time with Lead	00:00	38:49	Bench	30	37			

GAME 3



Official Basketball Box Score - Final
Missouri at Minnesota
 11/06/23 Williams Arena, Minneapolis
 2023-24 Men's Basketball

Game Time: 8:00 PM
 Game Duration: 2:00
 Attendance: 7,975

Officials: Paul Seak, James Beading, Keith Kintala

Missouri - 70

Record: 3-1

NO. Name	Min	FG	3P	FT	Rebounds	Fouls	TP	AS	TO	ST	Blocks	+/-
		M/A	M/A	M/A	OR DR TOT	FF					BS BA	
35 Noah Carter	F 30:56	5-10	2-5	1-1	1 5 6	2 1	13	2	1	2	2 1 0	
5 John Tonje	G 10:40	2-2	0-0	0-0	0 0 0	1 0	4	0	1	0	0 0 -16	
10 Nick Honor	G 29:59	6-12	4-6	0-0	1 1 1	1 0	16	1	3	0	0 0 -5	
31 Caleb Grill	G 16:38	1-6	0-0	0-0	2 2 4	4 2	2	4	0	0	1 0 1	
55 Sean East II	G 33:03	4-12	0-0	1-1	1 1 2	1 2	9	3	1	3	0 3 4	
2 Tamar Bates	F 14:55	3-5	0-0	4-5	0 0 0	2 0	8	1	0	0	0 0 -2	
23 Aidan Shaw	F 17:46	0-0	0-0	0-0	0 3 3	2 0	0	0	1	1	4 0 10	
75 Connor Vanover	F 07:28	0-1	0-0	0-0	0 2 2	0 0	0	0	0	0	0 0 0	
14 Anthony Robinson II	F 11:16	2-3	1-2	0-0	0 0 0	0 2	5	2	0	1	0 0 4	
13 Jesus Carralero Martin	F 02:48	0-2	0-1	0-0	0 0 0	0 0	0	0	0	0	0 0 -6	
0 Jordan Butler	F 08:41	2-3</										

GAME 5



Official Basketball Box Score - Final
Ark. Pine Bluff at Minnesota
 11/21/23 Veterans Arena, Minneapolis
 2023-24 Men's Basketball

Game Time: 8:00 PM
 Game Duration: 2:01
 Attendance: 6,591

Officials: Rob Kainman, King Whitston, Bill Jackson

Ark. Pine Bluff - 67 Record: 3-3

NO. Name	Min	FG	3P	FT	Rebounds	Fouls	TP	AS	TO	ST	Blocks	+	-
		M/A	M/A	M/A	OR DR TOT	PF FD					BS BA		
22 Robert Lewis	F 25:29	2-7	0-1	4-6	4 4 8	0 3	8	0	1	1	2	2	-9
1 Kyle Milton	G 37:10	2-7	0-2	4-5	1 3 4	3 4	8	3	3	0	0	0	-20
5 Rashad Williams	G 34:24	8-20	6-11	4-5	0 5 5	4 6	26	5	6	3	0	0	-12
23 Lonnell Martin	G 27:42	5-15	1-7	3-3	0 4 4	4 3	14	1	1	2	0	0	-4
30 Joe French	G 27:00	2-5	1-2	0-0	0 2 2	2 0	5	0	2	1	0	0	-26
11 Jyre McCloud	21:15	0-2	0-0	0-0	1 2 3	2 1	0	1	1	2	0	0	-13
45 Ismael Plot	11:20	2-2	0-0	2-2	1 0 1	3 1	6	0	0	1	1	0	-11
14 Kaine McColely	07:09	0-0	0-0	0-0	0 0 0	1 0	0	1	0	0	0	0	-5
0 Trejon Ware	03:24	0-0	0-0	0-0	0 0 0	1 0	0	0	0	0	0	0	2
2 Zach Reinhart	05:07	0-0	0-0	0-0	0 1 1	0 0	0	0	0	1	0	0	3
Team					1 2 3	0 0							
Totals		21-58	8-23	17-21	8 23 31	20 18	67	11	14	11	3	5	-19

Shooting By Period

1 st FG%	9-28	32.1%
3PT%	5-13	38.5%
FT%	13-17	76.5%
2 nd FG%	12-30	40.0%
3PT%	3-10	30.0%
FT%	4-4	100%
GMFG%	21-58	36.2%
3PT%	8-23	34.8%
FT%	17-21	81.0%

Dead Ball Rebounds: 2, 0

Minnesota - 86 Record: 4-1

NO. Name	Min	FG	3P	FT	Rebounds	Fouls	TP	AS	TO	ST	Blocks	+	-
		M/A	M/A	M/A	OR DR TOT	PF FD					BS BA		
1 Joshua Ota-Joseph	F 21:49	5-8	2-3	0-0	0 3 3	3 2	12	1	0	2	0	1	11
3 Dawson Garcia	F 30:26	8-13	0-2	3-4	1 8 9	1 6	19	2	3	1	1	2	15
5 Isaiah Innen	F 27:31	3-11	0-4	1-1	3 3 6	0 1	6	4	1	1	0	1	11
0 Elijah Hawkins	G 16:08	2-4	1-3	5-6	3 0 3	4 3	10	4	2	1	0	0	9
4 Braeden Carrington	G 27:56	3-9	2-6	0-0	0 4 4	2 2	8	4	1	0	1	0	21
2 Mike Mitchell Jr.	21:37	2-8	2-7	2-2	0 1 1	1 1	8	4	4	2	0	0	3
21 Pharell Payne	09:44	3-5	0-0	2-2	2 3 5	3 2	6	1	0	0	1	0	10
24 Cam Christie	24:35	4-6	4-6	2-2	0 3 3	0 2	14	4	0	1	0	0	18
23 Parker Fox	13:23	0-1	0-0	0-0	2 4 6	3 0	0	2	1	0	1	0	2
15 Kadyn Betts	06:51	1-4	0-3	1-1	1 0 1	1 1	3	0	1	0	0	0	-5
Team					7 2 9	0 1							
Totals		31-69	11-36	13-18	19 31 50	18 20	86	24	15	0	5	3	19

Shooting By Period

1 st FG%	18-39	46.2%
3PT%	9-22	36.4%
FT%	7-11	63.6%
2 nd FG%	13-30	43.3%
3PT%	3-14	21.4%
FT%	6-7	85.7%
GMFG%	31-69	44.9%
3PT%	11-36	30.6%
FT%	13-18	72.2%

Dead Ball Rebounds: 1, 0

Biggest lead	UAPB 2 (1 st 17:54)	UMN 21 (1 st 22:18)
Best Scoring Run	9 (2 nd 16:44)	10 (1 st 11:28)
Lead Changes	4	
Times Tied	4	
Time with Lead	01:53	34:55

Points from Turnovers	UAPB 15	UMN 15
Paint	UAPB 26	UMN 40
Second Chance	UAPB 8	UMN 18
Fast Breaks	UAPB 8	UMN 18
Bench	UAPB 6	UMN 31

Period by Period Scoring				
	1st	2nd	TOT	
UAPB	36	31	67	
UMN	51	35	86	

GAME 6



Official Basketball Box Score - Final
Minnesota at San Francisco
 11/26/23 Chase Center, San Francisco
 2023-24 Men's Basketball

Game Time: 5:30 PM
 Game Duration: 1:58
 Attendance: 3,882

Officials: Jeffrey Anderson, Brooks Wells, DJ Carstensen

Minnesota - 58 Record: 4-2

NO. Name	Min	FG	3P	FT	Rebounds	Fouls	TP	AS	TO	ST	Blocks	+	-
		M/A	M/A	M/A	OR DR TOT	PF FD					BS BA		
1 Joshua Ota-Joseph	F 09:52	1-1	0-0	2-2	1 1 2	1 1	4	0	1	0	0	0	-4
3 Dawson Garcia	F 37:04	4-15	2-5	3-5	3 3 6	2 5	19	1	2	1	0	2	-13
5 Isaiah Innen	F 16:21	0-2	0-1	0-0	0 0 0	2 0	0	0	0	1	0	0	-13
0 Elijah Hawkins	G 23:56	2-5	0-2	0-0	2 1 3	2 0	4	5	1	0	0	0	-10
4 Braeden Carrington	G 27:42	0-1	0-1	0-0	1 4 5	0 2	0	1	2	0	0	0	-10
2 Mike Mitchell Jr.	32:19	3-7	1-3	2-2	0 6 6	2 1	9	4	4	0	0	0	-13
21 Pharell Payne	25:57	6-11	0-0	3-6	2 4 6	1 5	15	0	0	0	1	1	-6
24 Cam Christie	22:22	3-7	1-3	0-0	0 1 1	0 0	7	0	3	0	0	0	-16
23 Parker Fox	04:27	0-1	0-0	0-0	0 0 0	0 0	0	0	0	0	0	0	-5
Team					0 0 0	0 0							
Totals		22-50	4-15	10-15	9 20 29	10 14	58	11	18	3	1	3	-18

Shooting By Period

1 st FG%	10-26	38.5%
3PT%	2-7	28.6%
FT%	7-8	87.5%
2 nd FG%	12-24	50.0%
3PT%	3-7	42.9%
GMFG%	22-50	44.0%
3PT%	4-15	26.7%
FT%	10-15	66.7%

Dead Ball Rebounds: 6, 0

San Francisco - 76 Record: 5-2

NO. Name	Min	FG	3P	FT	Rebounds	Fouls	TP	AS	TO	ST	Blocks	+	-
		M/A	M/A	M/A	OR DR TOT	PF FD					BS BA		
3 Isaiah Hawthorne	F 06:59	1-1	0-0	0-0	0 2 2	2 0	2	0	2	0	0	0	3
10 Jonathan Mogbo	F 31:54	9-15	0-0	3-5	5 5 10	2 3	21	3	0	3	1	0	23
21 Ndewedu Newbury	F 24:24	0-5	0-1	0-0	1 3 4	4 0	0	2	2	1	2	0	22
5 Mike Sharavajants	G 34:29	6-11	1-4	0-0	1 2 3	2 1	13	3	0	3	0	0	17
55 Marcus Williams	G 36:51	9-14	0-3	2-2	0 2 2	1 2	20	1	0	2	0	0	23
11 Josh Kunen	14:56	1-1	0-0	0-0	1 0 1	0 0	2	0	1	0	0	0	-7
0 Ryan Beasley	30:44	4-10	3-4	0-0	1 1 2	1 2	11	3	0	5	0	1	14
7 Stefan Todorovic	08:19	2-5	0-2	0-0	0 0 0	0 0	4	0	0	0	0	0	-4
33 Volodymyr Markovetsky	08:46	1-1	0-0	1-1	2 2 4	2 2	3	1	0	0	0	0	-1
12 Justin Bleker	02:38	0-0	0-0	0-0	0 0 0	0 0	0	0	0	0	0	0	0
Team					0 0 0	0 0							
Totals		33-63	4-14	6-8	11 17 28	14 10	76	13	6	14	3	1	18

Shooting By Period

1 st FG%	15-33	45.5%
3PT%	4-9	44.4%
FT%	3-3	100%
2 nd FG%	18-30	60.0%
3PT%	0-5	0.0%
FT%	3-5	60%
GMFG%	33-63	52.4%
3PT%	4-14	28.6%
FT%	6-8	75.0%

Dead Ball Rebounds: 1, 1

Biggest lead	MINN 0 (1 st 20:00)	USF 20 (2 nd 1:09)
Best Scoring Run	6 (1 st 10:42)	9 (2 nd 4:52)
Lead Changes	0	
Times Tied	0	
Time with Lead	00:00	39:34

Points from Turnovers	MINN 5	USF 25
Paint	MINN 30	USF 48
Second Chance	MINN 13	USF 8
Fast Breaks	MINN 1	USF 10
Bench	MINN 3	USF 20

Period by Period Scoring				
	1st	2nd	TOT	
MINN	29	29	58	
USF	37	39	76	

GAME 7



Official Basketball Box Score - Final
New Orleans at Minnesota
 11/30/23 Veterans Arena, Minneapolis
 2023-24 Men's Basketball

Game Time: 8:00 PM
 Game Duration: 2:01
 Attendance: 6,707

Officials: Earl Walton, Rob Ray Sr, Bill Be

New Orleans - 64 Record: 3-4

NO. Name	Min	FG	3P	FT	Rebounds	Fouls	TP	AS	TO	ST	Blocks	+	-
		M/A	M/A	M/A	OR DR TOT	PF FD					BS BA		
3 D'Ante Bell	F 18:10	2-3	0-0	0-1	1 1 2	3 2	4	2	0	0	0	0	-14
5 Tyson Jackson	F 09:41	0-2	0-0	0-0	1 0 1	5 0	0	0	0	0	0	1	-6
0 Mison Jones	G 19:02	2-8	0-0	0-0	3 3 6	0 1	4	0	2	1	0	0	-20
1 Jordan Johnson	G 35:17	6-20	0-6	5-5	1 5 6	1 5	17	3	2	1	0	2	-8
20 Khaleb Wilson-Rouse	G 30:05	6-11	1-4	6-6	0 0 0	1 5	19	2	2	3	0	0	-27
23 James Gleason III	09:40	0-3	0-1	0-0	0 1 1	4 1	0	0	1	1	0	0	-7
13 Jamond Vincent	17:34	2-5	0-0	3-4	1 3 4	2 2	7	0	1	0	0	0	-23
4 Omarion Henry	17:23	2-3	0-0	1-2	0 4 4	1 2	5	0	0	2	0	0	-15
15 Carlos Hart	13:14	1-3	0-0	2-2	1 0 1	1 0	4	0	1	1	0	0	-13
2 Jah Short	12:04	1-1	0-0	0-0	0 0 0	0 0	2	0	0	0	1	0	-3
34 Doran Booker	08:10	0-2	0-0	2-3	1 1 2	0 3	2	0	0	1	0	0	3
22 Darrius Washington	06:05	0-0	0-0	0-0	0 0 0	1 0	0	0	1	0	0	0	-9
10 Kaleb Jenkins	03:35	0-0	0-0	0-0	0 0 0	1 0	0	0	0	0	0	0	-1
Team					1 1 2	0 0							
Totals		22-61	1-11	19-23	10 19 29	20 22	64	9	14	8	3	6	-33

Shooting By Period

1 st FG%	13-30	43.3%
3PT%	1-5	20.0%
FT%	5-6	83.3%
2 nd FG%	9-31	29.0%
3PT%	0-6	0.0%
FT%	14-17	82.4%
GMFG%	22-61	36.1%
3PT%	1-11	9.1%
FT%	19-23	82.6%

Dead Ball Rebounds: 1, 1

Minnesota - 97 Record: 5-2

NO. Name	Min	FG	3P	FT	Rebounds	Fouls	TP	AS	TO	ST	Blocks	+	-
		M/A	M/A	M/A	OR DR TOT	PF FD					BS BA		
1 Joshua Ota-Joseph	F 14:36	4-5	1-1	1-1	0 1 1	3 1	10	1	0	1	0	0	16
3 Dawson Garcia	F 17:32	7-11	1-2	0-0	2 2 4	1 1	15	1	0	0	3	1	20
5 Isaiah Innen	F 12:53	0-2	0-2	0-0	0 3 3	0 0	0	1	2	0	0	0	10
0 Elijah Hawkins	G 25:52	1-3	0-2	1-3	0 4 4	2 2	3	9					

GAME 9

GAME 10



Official Basketball Box Score - Final
Nebraska at Minnesota
12/22/23 Williams Arena, Minneapolis
2023-24 Men's Basketball

Game Time: 8:00 PM
Game Duration: 2:08
Attendance: 6,880

Officials: D.J. Carstensen, Terry Ogleby, John Floyd

Nebraska - 65		Record: 7-2 (0-1)												
NO. Name	Min	FG M-A	3P M-A	FT M-A	Rebounds OR DR TOT	Fouls PF FD	TP	AS	TO	ST	Blocks BS BA	+	-	
51 Rlenk Mast	F 30:05	2-7	0-2	0-0	2 3 5	3 0	4	3	1	1	0	1	-11	
53 Josiah Alick	F 21:30	1-2	0-0	1-2	0 3 3	0 1	3	1	2	0	0	1	-7	
3 Bryce Williams	G 30:28	8-16	1-3	1-2	3 3 6	5 1	18	4	4	3	1	1	-8	
10 Jamarques Lawrence	G 32:56	5-9	3-5	3-4	1 6 7	3 2	16	1	7	1	0	1	-10	
30 Kessel Tomnaga	G 24:04	0-5	0-4	4-4	0 0 0	2 1	4	0	1	0	0	1	-11	
o C.J. Wilcher	18:07	3-8	1-2	2-2	1 2 3	2 2	9	2	1	0	0	1	2	
4 Juwan Gary	G 30:54	5-7	0-1	1-1	2 4 6	3 1	11	2	2	2	0	1	-4	
1 Sam Hoberg	08:28	0-0	0-0	0-0	0 0 0	0 0	0	2	0	0	0	0	-9	
9 Jarron Coleman	03:25	0-1	0-1	0-0	0 0 0	2 0	0	0	0	0	0	0	4	
31 Cale Jacobsen	00:03	0-0	0-0	0-0	0 0 0	1 0	0	0	0	0	0	0	-1	
Team					1 3 4		0							
Totals		24-53	5-18	12-15	10 22 32	21 8	65	15	18	7	1	7	-11	

Shooting By Period	
1st FG%	17-29 58.6%
3PT%	3-6 50.0%
FT%	2-2 100%
2nd FG%	7-24 29.2%
3PT%	2-12 16.7%
FT%	10-13 76.9%
GMFG%	24-53 45.3%
FT%	5-18 27.8%
FT%	12-15 80.0%

Dead Ball Rebounds: 3, 0

Minnesota - 76		Record: 6-3 (1-1)												
NO. Name	Min	FG M-A	3P M-A	FT M-A	Rebounds OR DR TOT	Fouls PF FD	TP	AS	TO	ST	Blocks BS BA	+	-	
1 Joshua Ola-Joseph	F 22:40	6-8	1-1	2-2	5 0 5	0 1	15	2	2	0	1	0	7	
3 Dawson Garcia	F 06:45	0-0	0-0	0-0	2 2 2	0 0	0	0	0	0	0	0	1	
0 Elijah Hawkins	G 34:50	2-4	2-3	6-10	1 5 6	2 6	12	1	4	1	1	0	22	
4 Braeden Carrington	G 32:23	4-10	1-4	4-5	1 4 5	3 6	13	2	3	1	0	7		
24 Cam Christie	G 25:04	3-8	2-7	1-2	0 3 3	1 1	9	1	1	0	1	0	4	
21 Pharrel Payne	35:19	5-6	0-0	2-6	1 3 4	2 4	12	1	3	1	2	1	11	
2 Mike Mitchell Jr.	23:28	5-14	2-8	0-0	0 0 0	1 1	12	0	2	5	0	0	5	
5 Isaiah Ihnen	09:29	0-2	0-2	1-2	1 3 0	2 1	1	0	0	0	0	0	-11	
23 Parker Fox	10:02	0-1	0-0	2-2	0 0 0	0 1	2	1	2	0	1	0	9	
Team					3 1 4		0							
Totals		25-53	8-25	18-29	13 19 32	9 21	76	18	16	10	7	1	4	

Shooting By Period	
1st FG%	9-26 34.6%
3PT%	3-14 21.4%
FT%	3-5 60%
2nd FG%	16-27 59.3%
3PT%	5-11 45.5%
FT%	15-24 62.5%
GMFG%	25-53 47.2%
3PT%	8-25 32.0%
FT%	18-29 62.1%

Dead Ball Rebounds: 4, 0

Technical Fouls: Mitchell Jr. 2 (1 1) 4

Biggest lead		NEB	UMN
		17 (1 st 1:13)	11 (2 nd 0:32)
Best Scoring Run		9 (1 st 3:37)	13 (2 nd 13:14)
Lead Changes		9	
Times Tied		5	
Time with Lead		19:42	16:55

Points from		NEB/UMN	
Turnovers	21	24	
Paint	32	24	
Period by Period Scoring			
	1st	2nd	TOT
NEB	39	26	65
UMN	24	52	76



Official Basketball Box Score - Final
FGCU at Minnesota
12/22/23 Williams Arena, Minneapolis
2023-24 Men's Basketball

Game Time: 11:00
Game Duration: 1
Attendance: 7,3

Officials: Tim Conner, Marquis Ritzger, Andy Obit

FGCU - 57		Record: 3-8												
NO. Name	Min	FG M-A	3P M-A	FT M-A	Rebounds OR DR TOT	Fouls PF FD	TP	AS	TO	ST	Blocks BS BA	+	-	
10 Zach Anderson	F 33:15	4-12	1-1	5-8	1 6 7	1 4	14	1	1	0	0	1	-20	
32 Keeshawn Kellman	F 21:43	5-6	0-0	2-3	2 1 3	5 3	12	0	6	1	0	0	-11	
1 Rahmir Bano	G 34:41	1-7	0-0	0-0	1 1 2	0 1	2	3	3	0	0	1	-17	
12 Franco Miller Jr.	G 26:59	0-4	0-1	0-0	0 3 3	1 0	0	1	1	0	0	1	-6	
23 Dalton Johnson	G 35:14	4-10	3-5	0-0	0 5 5	1 1	11	1	1	1	1	1	-8	
o Dakota Rivers	17:52	1-3	1-2	0-0	1 1 2	1 0	3	0	0	0	0	0	-2	
4 Cyrus Largie	24:32	2-4	1-1	4-4	2 3 5	0 3	9	4	2	1	0	1	-8	
24 Josiah Shackelford	05:44	3-4	0-0	0-0	0 2 2	0 0	6	1	0	0	0	0	2	
Team					1 2 3		0							
Totals		20-50	6-10	11-15	8 24 32	9 12	57	11	14	3	1	4	-20	

Shooting By Period	
1st FG%	12-24 50.0%
3PT%	5-6 83.3%
FT%	4-6 66.7%
2nd FG%	8-26 30.8%
3PT%	1-4 25.0%
FT%	7-9 77.8%
GMFG%	20-50 40.0%
3PT%	6-10 60.0%
FT%	11-15 73.3%

Dead Ball Rebounds: 1, 0

Minnesota - 77		Record: 7-3												
NO. Name	Min	FG M-A	3P M-A	FT M-A	Rebounds OR DR TOT	Fouls PF FD	TP	AS	TO	ST	Blocks BS BA	+	-	
1 Joshua Ola-Joseph	F 27:02	5-9	3-4	4-4	1 3 4	2 3	17	1	1	0	0	0	13	
21 Pharrel Payne	F 18:38	2-4	0-0	0-0	2 4 6	0 1	4	1	1	1	1	1	4	
0 Elijah Hawkins	G 31:22	3-10	2-6	0-0	0 0 0	2 0	8	11	2	1	0	0	20	
4 Braeden Carrington	G 21:13	1-4	0-3	0-0	1 1 2	3 0	2	1	0	0	0	0	8	
24 Cam Christie	G 29:24	5-14	0-3	1-1	1 5 6	2 1	11	0	0	0	1	0	8	
2 Mike Mitchell Jr.	26:38	6-13	2-6	0-0	1 3 4	0 0	14	5	1	1	0	0	20	
23 Parker Fox	23:24	3-6	0-3	0-0	0 7 7	1 4	6	3	1	1	1	0	16	
5 Isaiah Ihnen	16:59	5-6	3-3	0-0	3 2 5	2 0	13	1	0	2	1	0	21	
15 Kadyh Betts	03:52	0-1	0-0	0-0	0 0 0	0 0	0	0	0	0	0	0	-5	
8 Kris Keirys	03:30	1-1	0-0	0-0	0 0 0	0 0	2	0	0	0	0	0	-5	
Team					4 0 4		0							
Totals		31-68	10-28	5-5	13 25 38	12 9	77	23	7	7	4	1	20	

Shooting By Period	
1st FG%	14-32 43.8%
3PT%	6-15 40.0%
FT%	3-3 100%
2nd FG%	13-37 35.1%
3PT%	4-13 30.8%
FT%	2-2 100%
GMFG%	31-68 45.6%
3PT%	10-28 35.7%
FT%	5-5 100.0%

Dead Ball Rebounds: 0, 0

Technical Fouls: NONE

Biggest lead		FGCU	UMN
		9 (1 st 11:55)	27 (2 nd 4:18)
Best Scoring Run		6 (2 nd 2:45)	12 (2 nd 9:45)
Lead Changes		1	
Times Tied		1	
Time with Lead		13:48	24:41

Points from		FGCU/UMN	
Turnovers	7	26	
Paint	26	28	
Period by Period Scoring			
	1st	2nd	TOT
FGCU	33	24	57
UMN	37	40	77

GAME 11

GAME 12



Official Basketball Box Score - Final
IUPUI at Minnesota
12/23/23 Williams Arena, Minneapolis
2023-24 Men's Basketball

Game Time: 7:00 PM
Game Duration: 1:59
Attendance: 6,581

Officials: Phil Sack, Holly Pflifer, Bill Jackson

IUPUI - 65		Record: 3-8												
NO. Name	Min	FG M-A	3P M-A	FT M-A	Rebounds OR DR TOT	Fouls PF FD	TP	AS	TO	ST	Blocks BS BA	+	-	
15 Yves Nkomba	C 10:06	0-1	0-0	2-2	0 0 0	4 1	2	1	1	2	0	0	-5	
o Jlynn Counter	G 34:04	3-10	1-2	0-0	0 3 3	0 2	7	5	1	0	0	1	-29	
4 Bryce Monroe	G 32:23	10-17	0-2	0-0	2 2 2	1 0	20	3	1	0	0	0	-31	
8 Kidrell Blocker	G 30:51	2-8	0-2	0-0	1 1 2	0 1	4	0	2	0	0	1	-23	
10 Cooper Dewitt	G 14:07	1-5	0-2	0-0	0 0 0	1 1	2	0	0	0	1	1	-15	
7 Owanzi Samuels	29:54	5-8	0-1	3-3	3 7 10	4 4	13	4	4	1	0	1	-31	
2 John Egbuta	21:11	4-5	2-3	1-4	0 0 0	2 2	11	0	1	0	1	0	-24	
13 DJ Jackson	20:01	2-7	0-1	1-1	1 1 2	1 2	5	1	1	1	1	0	-24	
14 Braden Allen	07:23	0-3	0-1	1-2	0 2 2	0 1	1	0	0	1	0	1	2	
Team					4 1 5		0							
Totals		27-64	3-13	8-14	9 17 26	9 14	65	14	10	6	1	5	-36	

Shooting By Period	
1st FG%	12-35 34.3%
3PT%	2-9 22.2%
FT%	1-3 33.3%
2nd FG%	15-29 51.7%
3PT%	1-4 25.0%
FT%	7-11 63.6%
GMFG%	27-64 42.2%
3PT%	3-13 23.1%
FT%	8-14 57.1%

Dead Ball Rebounds: 3, 0

Minnesota - 101		Record: 8-3												
NO. Name	Min	FG M-A	3P M-A	FT M-A	Rebounds OR DR TOT	Fouls PF FD	TP	AS	TO	ST	Blocks BS BA	+	-	
1 Joshua Ola-Joseph	F 19:14	6-9	2-2	0-0	0 3 3	2 0	14	2	0	0	1	1		

GAME 13

GAME 14



Official Basketball Box Score - Final
Maine at Minnesota
12/29/21 Williams Arena, Minnesota
2023-24 Men's Basketball

Game Time: 6:00 PM
Game Duration: 1:48
Attendance: 6,658

Officials: D.J. Conkerson, Alfred Smith, Josh White

Maine - 62 Record: 9-7
Table with columns: NO. Name, Min, FG M-A, 3P M-A, FT M-A, Rebounds OR DR TOT, Fouls PF FD, TP AS TO ST, Blocks BS BA, +/-
Totals: 26-59 5-19 5-8 8 25 33 19 13 62 16 14 4 2 5 -18

Shooting By Period
1st FG% 11-29 39.3%
2nd FG% 15-31 48.4%
GMFG% 26-59 44.1%
Dead Ball Rebounds: 0, 0

Minnesota - 80 Record: 10-3
Table with columns: NO. Name, Min, FG M-A, 3P M-A, FT M-A, Rebounds OR DR TOT, Fouls PF FD, TP AS TO ST, Blocks BS BA, +/-
Totals: 29-57 11-24 11-19 8 26 34 13 19 80 23 11 8 5 2 18

Shooting By Period
1st FG% 16-31 51.6%
2nd FG% 13-26 50.0%
GMFG% 29-57 50.9%
Dead Ball Rebounds: 3, 0

Points from MAN/UMN, Turnovers, Paint, Lead Changes, Times Tied, Time with Lead
Period by Period Scoring: 1st 2nd TOT

GAME 15

GAME 16



Official Basketball Box Score - Final
Maryland at Minnesota
01/07/24 Williams Arena, Minnesota
2023-24 Men's Basketball

Game Time: 4:30 PM
Game Duration: 2:12
Attendance: 5,363

Officials: D.J. Conkerson, Rob Riley, John Floyd

Maryland - 62 Record: 9-6 (1-3)
Table with columns: NO. Name, Min, FG M-A, 3P M-A, FT M-A, Rebounds OR DR TOT, Fouls PF FD, TP AS TO ST, Blocks BS BA, +/-
Totals: 19-50 4-12 20-24 12 26 38 20 18 62 10 17 6 6 6 -3

Shooting By Period
1st FG% 10-22 45.5%
2nd FG% 9-28 32.1%
GMFG% 19-50 38.0%
Dead Ball Rebounds: 1, 0

Minnesota - 65 Record: 12-3 (3-1)
Table with columns: NO. Name, Min, FG M-A, 3P M-A, FT M-A, Rebounds OR DR TOT, Fouls PF FD, TP AS TO ST, Blocks BS BA, +/-
Totals: 24-59 6-23 11-18 13 22 35 19 20 65 18 10 11 6 6 3

Shooting By Period
1st FG% 9-31 29.0%
2nd FG% 15-28 53.6%
GMFG% 24-59 40.7%
Dead Ball Rebounds: 3, 0

Points from UMD/UMN, Turnovers, Paint, Lead Changes, Times Tied, Time with Lead
Period by Period Scoring: 1st 2nd TOT



Official Basketball Box Score - Final
Minnesota at Michigan
01/04/21 Crisler Center, Ann Arbor
2023-24 Men's Basketball

Game Time: 6:00 PM
Game Duration: 1:5
Attendance: 10,49

Officials: Paul Szeto, Doug Simons, James Breedon

Minnesota - 73 Record: 11-3 (2-1)
Table with columns: NO. Name, Min, FG M-A, 3P M-A, FT M-A, Rebounds OR DR TOT, Fouls PF FD, TP AS TO ST, Blocks BS BA, +/-
Totals: 29-61 10-24 5-9 12 22 34 18 14 73 17 9 7 6 5 2

Shooting By Period
1st FG% 14-32 43.8%
2nd FG% 15-29 51.7%
GMFG% 29-61 47.5%
Dead Ball Rebounds: 1, 2

Michigan - 71 Record: 6-8 (1-2)
Table with columns: NO. Name, Min, FG M-A, 3P M-A, FT M-A, Rebounds OR DR TOT, Fouls PF FD, TP AS TO ST, Blocks BS BA, +/-
Totals: 24-58 6-19 17-22 13 22 35 14 17 71 9 5 5 6 2 -2

Shooting By Period
1st FG% 14-29 48.3%
2nd FG% 10-29 34.5%
GMFG% 24-58 41.4%
Dead Ball Rebounds: 2, 1

Points from MIN/UOM, Turnovers, Paint, Lead Changes, Times Tied, Time with Lead
Period by Period Scoring: 1st 2nd TOT



Official Basketball Box Score - Final
Minnesota at Indiana
01/12/24 Simon Skjott Assembly Hall, Bloomington, Indiana
2023-24 Men's Basketball

Game Time: 6:30 PM
Game Duration: 2:07
Attendance: 17,222

Officials: Earl Walton, Nate Harris, Tim Conner

Minnesota - 62 Record: 12-4 (3-2)
Table with columns: NO. Name, Min, FG M-A, 3P M-A, FT M-A, Rebounds OR DR TOT, Fouls PF FD, TP AS TO ST, Blocks BS BA, +/-
Totals: 23-59 3-20 13-24 13 29 42 22 18 62 9 14 7 7 2 -12

Shooting By Period
1st FG% 11-29 37.9%
2nd FG% 12-30 40.0%
GMFG% 23-59 39.0%
Dead Ball Rebounds: 6, 0

Indiana - 74 Record: 12-5 (4-2)
Table with columns: NO. Name, Min, FG M-A, 3P M-A, FT M-A, Rebounds OR DR TOT, Fouls PF FD, TP AS TO ST, Blocks BS BA, +/-
Totals: 26-60 6-14 16-27 12 28 40 18 22 74 17 10 6 2 7 12

Shooting By Period
1st FG% 15-37 40.5%
2nd FG% 11-23 47.8%
GMFG% 26-60 43.3%
Dead Ball Rebounds: 4, 0

Points from MIN/IND, Turnovers, Paint, Lead Changes, Times Tied, Time with Lead
Period by Period Scoring: 1st 2nd TOT

GAME 17



Official Basketball Box Score - Final
Iowa at Minnesota
01/15/24 Williams Arena, Minneapolis
2023-24 Men's Basketball

Game Time: 5:00 PM
Game Duration: 1:53
Attendance: 8,379

Officials: Jeffrey Anderson, Lamont Simpson, Steve Mulvanick

Iowa - 86
Record: 11-6 (3-3)
Box score table for Iowa with columns: NO. Name, Min, FG, 3P, FT, Rebounds, Fouls, TP, AS, TO, ST, Blocks, +/-

Shooting By Period
1st FG% 17-35 48.6%
3PT% 5-16 31.3%
FT% 8-9 88.9%
2nd FG% 16-30 53.3%
3PT% 7-21 33.3%
FT% 9-11 81.8%
GMFG% 35-65 53.8%
3PT% 3-13 23.1%
FT% 13-16 81.3%
Dead Ball Rebounds: 1, 0

Minnesota - 77
Record: 12-5 (3-3)
Box score table for Minnesota with columns: NO. Name, Min, FG, 3P, FT, Rebounds, Fouls, TP, AS, TO, ST, Blocks, +/-

Shooting By Period
1st FG% 13-30 43.3%
3PT% 1-14 7.1%
FT% 5-7 71.4%
2nd FG% 15-28 53.6%
3PT% 4-15 26.7%
FT% 15-17 88.2%
GMFG% 28-58 48.3%
3PT% 5-29 17.2%
FT% 16-24 66.7%
Dead Ball Rebounds: 3, 0

Technical Fouls: NONE
Period by Period Scoring
Points from Turnovers: 16 15
Paint: 56 38
Second Chance: 15 12
Fast Breaks: 14 13
Bench: 8 12

GAME 18



Official Basketball Box Score - Final
Minnesota at Michigan St.
01/18/24 Breslin Events Center, East Lansing
2023-24 Men's Basketball

Game Time: 6:30 PM
Game Duration: 2:09
Attendance: 14,797

Officials: Rob Riley, Bart Lenox, Don Daryl

Minnesota - 66
Record: 12-6 (3-4)
Box score table for Minnesota with columns: NO. Name, Min, FG, 3P, FT, Rebounds, Fouls, TP, AS, TO, ST, Blocks, +/-

Shooting By Period
1st FG% 11-23 47.8%
3PT% 5-11 45.5%
FT% 5-7 71.4%
2nd FG% 10-26 38.5%
3PT% 2-9 22.2%
FT% 12-19 63.2%
GM FG% 21-49 42.9%
3PT% 7-20 35.0%
FT% 17-26 65.4%
Dead Ball Rebounds: 4, 0

Michigan St. - 76
Record: 11-7 (3-4)
Box score table for Michigan St. with columns: NO. Name, Min, FG, 3P, FT, Rebounds, Fouls, TP, AS, TO, ST, Blocks, +/-

Shooting By Period
1st FG% 17-35 48.6%
3PT% 2-7 28.6%
FT% 1-3 33.3%
2nd FG% 12-30 40.0%
3PT% 1-5 20.0%
FT% 14-20 70%
GM FG% 29-65 44.6%
3PT% 3-12 25.0%
FT% 15-23 65.2%
Dead Ball Rebounds: 4, 0

Technical Fouls: Coach 2nd 11:38
Points from Turnovers: 6 21
Paint: 12 44
Second Chance: 9 7
Fast Breaks: 2 17
Bench: 11 16

GAME 19



Official Basketball Box Score - Final
Wisconsin at Minnesota
01/25/24 Williams Arena, Minneapolis
2023-24 Men's Basketball

Game Time: 6:00 PM
Game Duration: 1:55
Attendance: 10,013

Officials: Earl Wilson, Dabre Carr, John Floyd

Wisconsin - 61
Record: 15-4 (7-1)
Box score table for Wisconsin with columns: NO. Name, Min, FG, 3P, FT, Rebounds, Fouls, TP, AS, TO, ST, Blocks, +/-

Shooting By Period
1st FG% 13-26 50.0%
3PT% 5-10 50.0%
FT% 3-4 75%
2nd FG% 10-28 35.7%
3PT% 2-7 28.6%
FT% 5-6 83.3%
GMFG% 23-54 42.6%
3PT% 7-17 41.2%
FT% 8-10 80.0%
Dead Ball Rebounds: 2, 0

Minnesota - 59
Record: 12-7 (3-5)
Box score table for Minnesota with columns: NO. Name, Min, FG, 3P, FT, Rebounds, Fouls, TP, AS, TO, ST, Blocks, +/-

Shooting By Period
1st FG% 9-29 31.0%
3PT% 3-14 21.4%
FT% 3-6 50%
2nd FG% 13-29 44.8%
3PT% 7-10 70%
FT% 2-7 28.6%
GMFG% 22-58 37.9%
3PT% 10-24 41.7%
FT% 5-13 38.5%
Dead Ball Rebounds: 4, 0

Technical Fouls: NONE
Points from Turnovers: 10 9
Paint: 26 20
Second Chance: 7 9
Fast Breaks: 7 12
Bench: 9 11

GAME 20



Official Basketball Box Score - Final
Minnesota at Penn St.
01/27/24 Bryce Jordan Center, State College
2023-24 Men's Basketball

Game Time: 6:30 PM
Game Duration: 2:09
Attendance: 12,336

Officials: Jeffrey Anderson, Courtney Green, Andy O'Brien

Minnesota - 83
Record: 13-7 (4-5)
Box score table for Minnesota with columns: NO. Name, Min, FG, 3P, FT, Rebounds, Fouls, TP, AS, TO, ST, Blocks, +/-

Shooting By Period
1st FG% 11-23 47.8%
3PT% 1-7 14.3%
FT% 8-10 80%
2nd FG% 17-29 58.6%
3PT% 3-7 42.9%
FT% 15-16 93.8%
GM FG% 28-52 53.8%
3PT% 4-14 28.6%
FT% 23-26 88.5%
Dead Ball Rebounds: 0, 0

Penn St. - 74
Record: 9-11 (3-6)
Box score table for Penn St. with columns: NO. Name, Min, FG, 3P, FT, Rebounds, Fouls, TP, AS, TO, ST, Blocks, +/-

Shooting By Period
1st FG% 18-34 52.9%
3PT% 4-11 36.4%
FT% 5-6 83.3%
2nd FG% 10-28 35.7%
3PT% 1-8 12.5%
FT% 8-12 66.7%
GM FG% 28-62 45.2%
3PT% 5-19 26.3%
FT% 13-18 72.2%
Dead Ball Rebounds: 4, 1

Technical Fouls: NONE
Points from Turnovers: 11 16
Paint: 34 40
Second Chance: 13 12
Fast Breaks: 14 4
Bench: 11 14

GAME 21



Official Basketball Box Score - Final Northwestern at Minnesota 02/03/24 Williams Arena, Minneapolis 2023-24 Men's Basketball

Game Time: 1:00 PM Game Duration: 2:2 Attendance: 9,49

Northwestern - 66

Record: 15-7 (6-5)

Officials: Carl Walton, Kelly Pfeifer, Rob Kuenema

Box score table for Northwestern vs Minnesota, listing player names, minutes, and various statistics.

Shooting By Period table for Northwestern, showing percentages for 1st, 2nd, 3rd, and OT periods.

Technical Fouls: NONE

Minnesota - 75

Record: 14-7 (5-5)

Technical Fouls: NONE

Box score table for Minnesota vs Northwestern, listing player names, minutes, and various statistics.

Shooting By Period table for Minnesota, showing percentages for 1st, 2nd, 3rd, and OT periods.

Technical Fouls: NONE

Summary statistics table for Game 21, including points from turnovers, paint, second chance, and fast breaks.

GAME 22



Official Basketball Box Score - Final Michigan St. at Minnesota 02/06/24 Williams Arena, Minneapolis 2023-24 Men's Basketball

Game Time: 8:00 PM Game Duration: 2:00 Attendance: 8,299

Michigan St. - 56

Record: 14-9 (6-6)

Officials: Rob Rey, Tim Osmar, Courtney Ogan

Box score table for Michigan State vs Minnesota, listing player names, minutes, and various statistics.

Shooting By Period table for Michigan State, showing percentages for 1st, 2nd, 3rd, and OT periods.

Technical Fouls: NONE

Minnesota - 59

Record: 15-7 (6-5)

Technical Fouls: NONE

Box score table for Minnesota vs Michigan State, listing player names, minutes, and various statistics.

Shooting By Period table for Minnesota, showing percentages for 1st, 2nd, 3rd, and OT periods.

Technical Fouls: NONE

Summary statistics table for Game 22, including points from turnovers, paint, second chance, and fast breaks.

GAME 23



Official Basketball Box Score - Final Minnesota at Purdue 02/11/24 Carver-Hawkeye Arena, Iowa City 2023-24 Men's Basketball

Game Time: 3:00 PM Game Duration: 1:59 Attendance: 9,768

Minnesota - 85

Record: 15-8 (6-6)

Officials: D.J. Carstensen, Bart Lenox, Kipp Kissinger

Box score table for Minnesota vs Purdue, listing player names, minutes, and various statistics.

Shooting By Period table for Minnesota, showing percentages for 1st, 2nd, 3rd, and OT periods.

Technical Fouls: NONE

Iowa - 90

Record: 14-10 (6-7)

Technical Fouls: NONE

Box score table for Iowa vs Minnesota, listing player names, minutes, and various statistics.

Shooting By Period table for Iowa, showing percentages for 1st, 2nd, 3rd, and OT periods.

Technical Fouls: NONE

Summary statistics table for Game 23, including points from turnovers, paint, second chance, and fast breaks.

GAME 24



Official Basketball Box Score - Final Minnesota at Purdue 02/15/24 Mackey Arena, West Lafayette 2023-24 Men's Basketball

Game Time: 8:30 PM Game Duration: 2:10 Attendance: 14,876

Minnesota - 76

Record: 15-9 (6-7)

Officials: Brian Dorsey, Lamont Simpson, Owen Shroff

Box score table for Minnesota vs Purdue, listing player names, minutes, and various statistics.

Shooting By Period table for Minnesota, showing percentages for 1st, 2nd, 3rd, and OT periods.

Technical Fouls: Coach 2nd 18:56

Purdue - 84

Record: 23-2 (12-2)

Technical Fouls: NONE

Box score table for Purdue vs Minnesota, listing player names, minutes, and various statistics.

Shooting By Period table for Purdue, showing percentages for 1st, 2nd, 3rd, and OT periods.

Technical Fouls: NONE

Summary statistics table for Game 24, including points from turnovers, paint, second chance, and fast breaks.

RADIO / TELEVISION ROSTER



0

ELIJAH HAWKINS

G | 5-11 | Jr.
Washington, D.C.



1

JOSHUA OLA-JOSEPH

F | 6-7 | So.
Brooklyn Park, Minn.



2

MIKE MITCHELL JR.

G | 6-2 | Jr.
San Jose, Calif.



3

DAWSON GARCIA

F | 6-11 | Jr.
Savage, Minn.



4

BRAEDEN CARRINGTON

G | 6-4 | So.
Brooklyn Park, Minn.



5

ISAIAH IHNEN

F | 6-9 | R-Jr.
Boeblingen, Germany



8

KRIS KEINYS


F | 6-8 | Fr.
Klaipeda, Lithuania



11

JACKSON PURCELL

G | 6-5 | R-So.
Apple Valley, Minn.



12

ERICK READER

F | 6-8 | Fr.
Bloomington, Minn.



15

KADYN BETTS

F | 6-8 | R-Fr.
Pueblo, Colo.



21

PHARREL PAYNE

F | 6-9 | So.
Cottage Grove, Minn.



23

PARKER FOX

F | 6-8 | R-Sr.
Mahtomedi, Minn.



24

CAM CHRISTIE

G | 6-6 | Fr.
Arlington Heights, Ill.



25

WILL RAMBERG

G | 6-5 | Sr.
Grand Marais, Minn.



33

JACK WILSON

F/C | 6-11 | Sr.
Monterey, Calif.



BEN JOHNSON
Head Coach, 3rd Year



MARCUS JENKINS
Assistant Coach, 3rd Year



JASON KEMP
Assistant Coach, 3rd Year



DAVE THORSON
Assistant Coach, 3rd Year



JOSH ADEL
Assistant Coach, 1st Year



RYAN LIVINGSTON
Dir. of Ops/Asst. AD, 8th Year



2023-24 Minnesota Men's Basketball Combined Team Statistics All games

Game Records

Record	Overall	Home	Away	Neutral
ALL GAMES	17-11	15-3	2-7	0-1
CONFERENCE	8-9	6-2	2-7	0-0
NON-CONFERENCE	9-2	9-1	0-0	0-1

Score by Periods

Team	1st	2nd	OT	TOT
Minnesota	1022	1111	14	2147
Opponents	955	1029	5	1989

Team Box Score

No.	Player				Total		3-Point		F-Throw		Rebounds											
		GP-GS	MIN	AVG	FG-FGA	FG%	3FG-3FGA	3FG%	FT-FTA	FT%	OFF	DEF	TOT	AVG	PF	DQ	A	TO	BLK	STL	PTS	AVG
3	GARCIA, Dawson	25-25	795:44	31.8	146-311	.469	24-73	.329	129-159	.811	45	116	161	6.4	52	2	45	48	25	21	445	17.8
24	CHRISTIE, Cam	27-20	779:29	28.9	105-241	.436	61-143	.427	42-54	.778	6	92	98	3.6	46	1	60	31	9	15	313	11.6
2	MITCHELL JR., Mike	28-18	816:27	29.2	104-246	.423	61-149	.409	26-32	.813	12	60	72	2.6	57	0	77	48	4	37	295	10.5
21	PAYNE, Pharrel	26-14	596:50	23.0	109-179	.609	0-1	.000	43-105	.410	61	103	164	6.3	58	1	29	31	38	6	261	10.0
0	HAWKINS, Elijah	27-27	880:19	32.6	74-191	.387	36-101	.356	63-80	.788	16	85	101	3.7	65	4	203	72	5	45	247	9.1
1	OLA-JOSEPH, Joshua	27-19	445:19	16.5	84-137	.613	13-32	.406	36-49	.735	18	41	59	2.2	42	0	14	21	5	5	217	8.0
4	CARRINGTON, Braeden	25-10	527:29	21.1	41-115	.357	15-67	.224	27-35	.771	21	65	86	3.4	51	0	28	24	9	16	124	5.0
23	FOX, Parker	28-0	342:52	12.2	48-74	.649	0-4	.000	21-43	.488	26	56	82	2.9	48	1	24	12	20	11	117	4.2
5	IHNEN, Isaiah	26-7	316:48	12.2	34-77	.442	19-52	.365	7-14	.500	20	34	54	2.1	28	0	12	16	10	10	94	3.6
12	READER, Erick	2-0	07:45	3.9	2-4	.500	0-0	.000	0-0	.000	3	2	5	2.5	2	0	0	1	0	0	4	2.0
33	WILSON, Jack	7-0	29:53	4.3	5-6	.833	0-0	.000	1-4	.250	3	3	6	0.9	11	0	3	5	0	1	11	1.6
8	KEINYS, Kris	5-0	20:36	4.1	3-5	.600	1-1	1.000	0-0	.000	1	4	5	1.0	1	0	1	2	0	1	7	1.4
15	BETTS, Kady	8-0	55:36	7.0	4-15	.267	1-8	.125	1-1	1.000	2	0	2	0.3	8	0	3	2	0	0	10	1.3
25	RAMBERG, Will	2-0	06:01	3.0	1-1	1.000	0-0	.000	0-0	.000	0	0	0	0.0	0	0	0	0	0	0	2	1.0
11	PURCELL, Jackson	2-0	03:51	1.9	0-0	.000	0-0	.000	0-0	.000	0	1	1	0.5	0	0	0	0	1	0	0	0.0
Team											58	49	107				18					
Total		28	5625		760-1602	.474	231-631	.366	396-576	.688	292	711	1003	35.8	469	9	499	331	126	168	2147	76.7
Opponents		28	5625		724-1661	.436	172-502	.343	369-511	.722	301	638	939	33.5	481	14	387	306	88	195	1989	71.0

Team Statistics

	MINN	OPP
Scoring	2147	1989
Points per game	76.7	71.0
Scoring margin	+5.6	-
Field goals-att	760-1602	724-1661
Field goal pct	.474	.436
3 point fg-att	231-631	172-502
3-point FG pct	.366	.343
3-pt FG made per game	8.3	6.1
Free throws-att	396-576	369-511
Free throw pct	.688	.722
F-Throws made per game	14.1	13.2
Rebounds	1003	939
Rebounds per game	35.8	33.5
Rebounding margin	+2.3	-
Assists	499	387
Assists per game	17.8	13.8
Turnovers	331	306
Turnovers per game	11.8	10.9
Turnover margin	-0.9	-
Assist/turnover ratio	1.5	1.3
Steals	168	195
Steals per game	6.0	7.0
Blocks	126	88
Blocks per game	4.5	3.1
Winning streak	0	-
Home win streak	4	-
Attendance	142475	121437
Home games-Avg/Game	18-7915	9-13493
Neutral site-Avg/Game	-	1-3682

Team Results

Date	Opponent		Score	Att.
11/06/2023	Bethune-Cookman	W	80-60	7132
11/10/2023	UTSA	W	102-76	6973
11/16/2023	Missouri	L	68-70	7975
11/18/2023	USC Upstate	W	67-53	7347
11/21/2023	Ark.-Pine Bluff	W	86-67	6591
11/26/2023	vs San Francisco	L	58-76	3682
11/30/2023	New Orleans	W	97-64	6797
12/03/2023	at Ohio St.	L	74-84	10481
12/06/2023	Nebraska	W	76-65	6899
12/09/2023	FGCU	W	77-57	7317
12/12/2023	IUPUI	W	101-65	6581
12/21/2023	Ball St.	W	80-63	7261
12/29/2023	Maine	W	80-62	8658
01/04/2024	at Michigan	W	73-71	10493
01/07/2024	Maryland	W	65-62	8583
01/12/2024	at Indiana	L	62-74	17222
01/15/2024	Iowa	L	77-86	8379
01/18/2024	at Michigan St.	L	66-76	14797
01/23/2024	Wisconsin	L	59-61	10013
01/27/2024	at Penn St.	W	83-74	12336
02/03/2024	Northwestern	Wot	75-66	9492
02/06/2024	Michigan St.	W	59-56	8239
02/11/2024	at Iowa	L	85-90	9768
02/15/2024	at Purdue	L	76-84	14876
02/18/2024	Rutgers	W	81-70	9680
02/22/2024	Ohio St.	W	88-79	8558
02/25/2024	at Nebraska	L	55-73	15920
02/28/2024	at Illinois	L	97-105	15544



2023-24 Minnesota Men's Basketball Combined Team Statistics In Conference games

Game Records

Record	Overall	Home	Away	Neutral
ALL GAMES	8-9	6-2	2-7	0-0
CONFERENCE	8-9	6-2	2-7	0-0
NON-CONFERENCE	0-0	0-0	0-0	0-0

Score by Periods

Team	1st	2nd	OT	TOT
Minnesota	549	688	14	1251
Opponents	622	649	5	1276

Team Box Score

No.	Player	Total			3-Point		F-Throw		Rebounds				Other Stats									
		GP-GS	MIN	AVG	FG-FGA	FG%	3FG-3FGA	3FG%	FT-FTA	FT%	OFF	DEF	TOT	AVG	PF	DQ	A	TO	BLK	STL	PTS	AVG
3	GARCIA, Dawson	17-17	546:18	32.1	99-214	.463	17-49	.347	90-112	.804	28	72	100	5.9	44	2	25	35	15	17	305	17.9
24	CHRISTIE, Cam	17-16	509:24	30.0	66-152	.434	39-93	.419	27-35	.771	4	57	61	3.6	34	1	32	21	4	10	198	11.6
21	PAYNE, Pharrel	16-10	424:58	26.6	67-113	.593	0-1	.000	29-71	.408	44	69	113	7.1	41	1	21	20	23	4	163	10.2
0	HAWKINS, Elijah	16-16	570:43	35.7	50-121	.413	27-69	.391	34-47	.723	9	49	58	3.6	43	4	118	44	3	27	161	10.1
2	MITCHELL JR., Mike	17-15	518:43	30.5	56-148	.378	33-85	.388	19-23	.826	6	30	36	2.1	40	0	42	27	1	26	164	9.6
1	OLA-JOSEPH, Joshua	16-8	226:08	14.1	41-70	.586	4-16	.250	15-24	.625	13	19	32	2.0	16	0	4	12	4	0	101	6.3
4	CARRINGTON, Braeden	17-2	324:05	19.1	26-72	.361	11-41	.268	16-21	.762	13	32	45	2.6	34	0	14	14	5	12	79	4.6
23	FOX, Parker	17-0	196:47	11.6	26-44	.591	0-1	.000	15-27	.556	18	26	44	2.6	32	1	11	6	13	4	67	3.9
33	WILSON, Jack	4-0	08:27	2.1	2-2	1.000	0-0	.000	0-0	.000	0	1	1	0.3	5	0	0	2	0	0	4	1.0
5	IHNEN, Isaiah	15-1	97:48	6.5	3-17	.176	2-13	.154	1-4	.250	7	8	15	1.0	13	0	1	6	4	1	9	0.6
15	BETTS, Kady	1-0	01:40	1.7	0-0	.000	0-0	.000	0-0	.000	0	0	0	0.0	0	0	0	0	0	0	0	0.0
Team											29	31	60					8				
Total		17	3425		436-953	.458	133-368	.361	246-364	.676	171	394	565	33.2	302	9	268	195	72	101	1251	73.6
Opponents		17	3425		450-987	.456	110-307	.358	266-364	.731	189	407	596	35.1	293	8	253	179	60	110	1276	75.1

Team Statistics

	MINN	OPP
Scoring	1251	1276
Points per game	73.6	75.1
Scoring margin	-1.5	-
Field goals-att	436-953	450-987
Field goal pct	.458	.456
3 point fg-att	133-368	110-307
3-point FG pct	.361	.358
3-pt FG made per game	7.8	6.5
Free throws-att	246-364	266-364
Free throw pct	.676	.731
F-Throws made per game	14.5	15.6
Rebounds	565	596
Rebounds per game	33.2	35.1
Rebounding margin	-1.8	-
Assists	268	253
Assists per game	15.8	14.9
Turnovers	195	179
Turnovers per game	11.5	10.5
Turnover margin	-0.9	-
Assist/turnover ratio	1.4	1.4
Steals	101	110
Steals per game	5.9	6.5
Blocks	72	60
Blocks per game	4.2	3.5
Winning streak	0	-
Home win streak	4	-
Attendance	69843	121437
Home games-Avg/Game	8-8730	9-13493
Neutral site-Avg/Game	-	0-0

Team Results

Date	Opponent		Score	Att.
12/03/2023	at Ohio St.	L	74-84	10481
12/06/2023	Nebraska	W	76-65	6899
01/04/2024	at Michigan	W	73-71	10493
01/07/2024	Maryland	W	65-62	8583
01/12/2024	at Indiana	L	62-74	17222
01/15/2024	Iowa	L	77-86	8379
01/18/2024	at Michigan St.	L	66-76	14797
01/23/2024	Wisconsin	L	59-61	10013
01/27/2024	at Penn St.	W	83-74	12336
02/03/2024	Northwestern	Wot	75-66	9492
02/06/2024	Michigan St.	W	59-56	8239
02/11/2024	at Iowa	L	85-90	9768
02/15/2024	at Purdue	L	76-84	14876
02/18/2024	Rutgers	W	81-70	9680
02/22/2024	Ohio St.	W	88-79	8558
02/25/2024	at Nebraska	L	55-73	15920
02/28/2024	at Illinois	L	97-105	15544