



PENN STATE MEN'S BASKETBALL

2022-23 MEDIA GUIDE



PSU

2022-23 PENN STATE NITTANY LIONS



0

KANYE CLARY
FR. | G | 5-11 | 192
VIRGINIA BEACH, VA.



1

SETH LUNDY
SR. | G/F | 6-6 | 220
PAULSBORO, N.J.



2

MYLES DREAD
SR.+ | G/F | 6-4 | 235
DETROIT, MICH.



3

KEBBA NJIE
FR. | F | 6-10 | 237
CENTERVILLE, OHIO



4

CALEB DORSEY
JR. | F | 6-7 | 235
WESTMINSTER, MD.



5

JAMEEL BROWN
FR. | G | 6-4 | 188
PHILADELPHIA, PA.



10

ANDREW FUNK
SR. | G | 6-5 | 200
WARRINGTON, PA.



11

CAMREN WYNTER
SR.+ | G | 6-2 | 200
HEMPSTEAD, N.Y.



12

EVAN MAHAFFEY
FR. | G/F | 6-6 | 200
CINCINNATI, OHIO



14

DEMETRIUS LILLEY
FR. | F | 6-10 | 260
PHILADELPHIA, PA.



15

DAN CONLAN
SR. | G | 6-4 | 186
SEWICKLEY, PA.



22

JALEN PICKETT
SR.+ | G | 6-4 | 209
ROCHESTER, N.Y.



23

DALLION JOHNSON
JR. | G | 6-3 | 180
HAVERHILL, MASS.



24

MICHAEL HENN
SR.+ | F | 6-8 | 244
BELLEVUE, WASH.



33

ANDY CHRISTOS
JR. | G | 6-5 | 186
MADISON, N.J.




35

ISHAAN JAGTASI
SR. | G | 6-1 | 197
WILMINGTON, DEL.



MICAH SHREWSBERRY
PETER AND ANN TOMBORIS ENDOWED
HEAD COACH
SECOND SEASON



ADAM FISHER
ASSOCIATE HEAD COACH
SECOND SEASON



AKI COLLINS
ASSISTANT COACH
SECOND SEASON



MIKE FARRELLY
ASSISTANT COACH
SECOND SEASON



NICHOLAS COLELLA
CHIEF OF STAFF
10TH SEASON



BRIAN SNOW
DIRECTOR OF RECRUITING
SECOND SEASON



MIKE GREEN
DIRECTOR OF PLAYER DEVELOPMENT
SECOND SEASON



TRE WHITTED
ASSISTANT TO THE HEAD COACH
SECOND SEASON



GRADY EIFERT
VIDEO COORDINATOR
SECOND SEASON



GREG MISKINIS
ASST. DIR. OF ATHLETIC PERFORMANCE
NINTH SEASON



JUSTIN POMAR
ATHLETIC TRAINER
SECOND SEASON



TAJJ RIDLEY
GRADUATE ASSISTANT
FIRST SEASON



JOSH TOWNSEND
GRADUATE ASSISTANT
SECOND SEASON

TABLE OF CONTENTS

TEAM INFO

Quick Facts	2
Roster	3
Season Notes	4
Personnel Breakdown	5
Schedule	6

2022-23 NITTANY LIONS

#0 Kanye Clary	7
#1 Seth Lundy	8
#2 Myles Dread	10
#3 Kebba Njie	12
#4 Caleb Dorsey	13
#5 Jameel Brown	15
#10 Andrew Funk	16
#11 Camren Wynter	18
#12 Evan Mahaffey	20
#14 Demetrius Lilley	21
#15 Dan Conlan	22
#22 Jalen Pickett	23
#23 Dallion Johnson	26
#24 Michael Henn	28
#33 Andy Christos	30
#35 Ishaan Jagiasi	31

COACHES & STAFF

Micah Shrewsbury, Head Coach	32
Adam Fisher, Assoc. Head Coach	34
Aki Collins, Asst. Coach	36
Mike Farrelly, Asst. Coach	37
Nick Colella, Chief of Staff	38
Mike Green, Dir. of Player Dev.	39
Tre Whitted, Asst. to Head Coach	40
Brian Snow, Dir. of Recruiting	41
Grady Eifert, Video Coordinator	42
Justin Pomar, Athletic Trainer	43
Greg Miskinis, Athletic Perf. Coach	44
Taaj Ridley, Graduate Asst.	45
Josh Townsend, Graduate Asst.	45
Support Staff	46
Coaches vs. Cancer	47

2021-22 REVIEW

Season Highlights	48
Season / Big Ten Statistics	50
Results/Game Leaders/Stats	52
Box Scores & Recaps	55

HISTORY

Notable Victories	71
Former Coaches Profiles	74
All-Time Assistant Coaches	77
All-Time Great Players	78
NBA History	87
Individual Honors	88
Team Awards	92
All-Time Lettermen	94
NCAA Tournament History	98
NIT History	102
Big Ten Tournament History	108

RECORDS

Arena History	112
Attendance Records	112
BJC Records	113
Individual Records	114
Team Records	117
PSU Records in Big Ten Games	118
Opponent Records	119
Scoring Records	120
Multi-Faceted Achievements	121
Individual 30-Point Games	124
1,000-Point Scorers	127
Field Goal Records	130
3-Point Field Goal Records	131
Free Throw Records	132
Rebound Records	133
Assist Records	134
Blocks Records	135
Steals Records	136
Double-Double Games	137
Annual Leaders	143
Offensive Season Bests	146

Defensive Season Bests	148
Last Time vs. AP Top 25	150
PSU Wins vs. AP Top 25	151
vs. Ranked Teams by Ranking	152
PSU as a Ranked Team	155
Annual Record vs. AP Top 25	156
Win & Loss Margins	157
100-Point Games	158
Big Ten-Era Comeback Wins	159
Records vs. Conferences	160
Series Records	163
Series Game-by-Game	165
Yearly Team Records	185
Yearly Team Statistics	188
Yearly Big Ten Team Statistics	190
In-Season Tournaments	192
All-Time Results	195

MEDIA INFORMATION

Penn State University	219
Neeli Bendapudi, President	221
Patrick Kraft, VP ICA	222
Bryce Jordan Center	224
Media Information	225
Communications Staff	226
Non-Conference Opponents	227
Conference Opponents	228

The 2022-23 Penn State men's basketball yearbook is provided as a service to members of the media. The men's basketball media guide is prepared to assist the media in its coverage of the Nittany Lions with information posted on the official website at GoPSUsports.com. Credential information is located on page 225.

For additional information, the media may contact the Penn State Athletics Strategic Communications Office, by telephone 814-865-1757; FAX: 814-863-3165. Members of the staff also may be reached by email or via cell phone.

CREDITS

Cover Design Sarah Yermalovich

Content Penn State Athletics Strategic Communications
Chelsea Vielhauer, all former MBB SIDs and strategic communications student assistants.

Photography Mark Selders, Penn State Campus Photography,
image of Tony Carr at 2018 NBA Draft by Jennifer Pottheiser/Getty Images/NBAE

2022-23 PENN STATE QUICK FACTS

THE UNIVERSITY

Name	The Pennsylvania State University
Location	University Park, Pa. 16802
Founded	1855
Enrollment	45,901 (UP overall)
Nickname	Nittany Lions
Colors	Blue & White
Conference	Big Ten Conference
Division	NCAA Division I
Home Court (capacity):	Bryce Jordan Center (15,261)
President	Dr. Neeli Bendapudi
Vice President For Intercollegiate Athletics	Dr. Patrick Kraft

Deputy Athletic Director/

Sport Administrator	Adam Miller
Ticket Office Phone	1-800-NITTANY

BASKETBALL HISTORY

First Year of Basketball:	1897
No. of Seasons	126 (127th in 2022-23)
All-Time Record	1,522 - 1,228
Big Ten Record	173-354 (30th Season)
Record In BJC	266-156 (27th Season)
NCAA Tourney Years (Record)	9 (9-11); Last: 2011
NIT Years (Record)	11 (27-9); Last: 2018 Champs
CBI Years (Record)	1 (1-1); Last: 2014

COACHING STAFF

Head Coach	Micah Shrewsberry
Alma Mater	Hanover College, 1999
Overall Record (yrs) - includes NAIA	29-65 (3)
Record at Penn State (yrs)	14-17 (1)
Associate Head Coach	Adam Fisher (Penn State '06)
Assistant Coach	Aki Collins (Clark Atlanta '97)
Assistant Coach	Mike Farrelly (St. Joseph's '03)
Chief of Staff	Nicholas Colella (Penn State '13)
Director of Recruiting	Brian Snow (Ohio State '07)
Director of Player Development	Mike Green (Butler '08)
Assistant to the Head Coach	Tre Whitted (Marshall '07)
Video Coordinator	Grady Eifert (Purdue '19)
Athletic Trainer	Justin Pomar
Athletic Performance Coach	Greg Miskinis

2022-23 TEAM

Letterwinners Returning/Lost	8/7
Starters Returning/Lost	4/1
Newcomers	8
2021-22	14-17 (H: 10-5; A: 1-10; N: 3-2)
2022 Big Ten Finish	7-13, t-10th
2022 Big Ten Tournament	Quarterfinals

STRATEGIC COMMUNICATIONS

Associate Director Strategic Communications/

MBB Primary Contact:	Chelsea Vielhauer
E-Mail	cpv5026@psu.edu
Cell	610-937-4035

Strategic Communications/MBB Secondary Contact

Matt Rudisill	
E-Mail / Cell	mpr5529@psu.edu / 814-321-8341

Strategic Communications Office	814-865-1757
Bryce Jordan Center Press Row	814-863-3294
Twitter	@PennStateMBB
Website	GoPSUsports.com
Address	101 D Bryce Jordan Center, University Park, PA 16802-7101

2022-23 PENN STATE ROSTERS

NUMERICAL ROSTER

#	NAME	POS.	ELG.	HT.	WT.	HOMETOWN	HIGH SCHOOL/LAST SCHOOL
0	Kanye Clary	G	Fr.	5-11	192	Virginia Beach, Va.	Massanutten Military Academy
1	Seth Lundy	G/F	Sr.	6-6	220	Paulsboro, N.J.	Roman Catholic (Pa.)
2	Myles Dread	G/F	Sr.+	6-4	235	Detroit, Mich.	Gonzaga (Washington D.C.)
3	Kebba Njie	F	Fr.	6-10	237	Centerville, Ohio	La Lumiere (Ind.)
4	Caleb Dorsey	F	Jr.	6-7	235	Westminster, Md.	The Hill School (Pa.)
5	Jameel Brown	G	Fr.	6-4	188	Philadelphia, Pa.	Westtown School
10	Andrew Funk	G	Sr.+	6-5	200	Warrington, Pa.	Archbishop Wood/Bucknell
11	Camren Wynter	G	Sr.+	6-2	200	Hempstead, N.Y.	Holy Trinity/Drexel
12	Evan Mahaffey	G/F	Fr.	6-6	200	Cincinnati, Ohio	Archbishop Moeller
14	Demetrius Lilley	F	Fr.	6-10	260	Philadelphia, Pa.	Lower Merion
15	Dan Conlan	G	Sr.	6-4	186	Sewickley, Pa.	Quaker Valley/Dickinson
22	Jalen Pickett	G	Sr.+	6-4	209	Rochester, N.Y.	Aquinas/SPIRE/Siena
23	Dallion Johnson	G	Jr.	6-3	180	Haverhill, Mass.	Phillips Academy
24	Michael Henn	F	Sr.+	6-8	244	Bellevue, Wash.	Bellevue/Denver
33	Andy Christos	G	Jr.	6-5	186	Madison, N.J.	Madison
35	Ishaan Jagiasi	G	Sr.	6-1	197	Wilmington, Del.	Huntington Prep (W. Va.)

ALPHABETICAL ROSTER

#	NAME	POS.	ELG.	HT.	WT.	HOMETOWN	HIGH SCHOOL/LAST SCHOOL
5	Jameel Brown	G	Fr.	6-4	188	Philadelphia, Pa.	Westtown School
33	Andy Christos	G	Jr.	6-5	186	Madison, N.J.	Madison
0	Kanye Clary	G	Fr.	5-11	192	Virginia Beach, Va.	Massanutten Military Academy
15	Dan Conlan	G	Sr.	6-4	186	Sewickley, Pa.	Quaker Valley/Dickinson
4	Caleb Dorsey	F	Jr.	6-7	235	Westminster, Md.	The Hill School (Pa.)
2	Myles Dread	G/F	Sr.+	6-4	235	Detroit, Mich.	Gonzaga (Washington D.C.)
10	Andrew Funk	G	Sr.+	6-5	200	Warrington, Pa.	Archbishop Wood/Bucknell
24	Michael Henn	F	Sr.+	6-8	244	Bellevue, Wash.	Bellevue/Denver
35	Ishaan Jagiasi	G	Sr.	6-1	197	Wilmington, Del.	Huntington Prep (W. Va.)
23	Dallion Johnson	G	Jr.	6-3	180	Haverhill, Mass.	Phillips Academy
14	Demetrius Lilley	F	Fr.	6-10	260	Philadelphia, Pa.	Lower Merion
1	Seth Lundy	G/F	Sr.	6-6	220	Paulsboro, N.J.	Roman Catholic (Pa.)
12	Evan Mahaffey	G/F	Fr.	6-6	200	Cincinnati, Ohio	Archbishop Moeller
3	Kebba Njie	F	Fr.	6-10	237	Centerville, Ohio	La Lumiere (Ind.)
22	Jalen Pickett	G	Sr.+	6-4	209	Rochester, N.Y.	Aquinas/SPIRE/Siena
11	Camren Wynter	G	Sr.+	6-2	200	Hempstead, N.Y.	Holy Trinity/Drexel

Penn State Athletics chose to advance classes as though 2020-21 was a normal year of eligibility. Extra years of eligibility will be marked on the back end of student-athletes' career (a "+" symbol will be added on the end of "Sr." to indicate the extra year of eligibility being used).

COACHING STAFF

Peter & Ann Tombros Endowed Head Coach: Micah Shrewsberry (Hanover '99)
Associate Head Coach: Adam Fisher (Penn State '06)
Assistant Coach: Aki Collins (Clark Atlanta '97)
Assistant Coach: Mike Farrelly (St. Joseph's '03)
Chief of Staff: Nicholas Colella (Penn State '13, '15)
Director of Recruiting: Brian Snow (Ohio State '07)
Director of Player Development: Mike Green (Butler '08)
Assistant to the Head Coach: Tre Whitted (Marshall '07)
Video Coordinator: Grady Eifert (Purdue '19)
Athletic Trainer: Justin Pomar (Iowa State '14)
Athletic Performance Coach: Greg Miskinis (Penn State '08)

PRONUNCIATIONS

Aki - AH-key
Clary - Clair-ee
Dallion - DAL-yin
Farrelly - FAIR-uh-lee
Dorsey - Door-see
Eifert - I-fert
Ishaan Jagiasi - Ih-shawn JAHG-ee-ah-see
Jameel - Jah-meel
Jalen - Jay-len
Mahaffey - Muh-HAY-fee
Njie - JIE; 'n' is silent, rhymes with eye

SEASON NOTES

YEAR TWO

Penn State enters its second season under head coach Micah Shrewsberry in 2022-23. Shrewsberry came to Penn State with a wealth of experience and success at both the collegiate and NBA levels, having coached in six NCAA Tournaments, two NCAA Final Fours, five NBA Playoffs and two NBA Conference Finals.

Shrewsberry immediately put his stamp on the Nittany Lion program during his first season at the helm. He engineered the Big Ten's best scoring defense in 2021-22 and guided the Nittany Lions to their best defensive season (65.0 points allowed per game) in 11 years. The Nittany Lions advanced to the quarterfinal round of the Big Ten Tournament after winning two postseason games, making Shrewsberry one of just two first-year Big Ten coaches since 2008 to win two Big Ten Tournament games. The regular season saw Penn State earn a number of statement wins, including victories over 19th-ranked Michigan State, eventual Big Ten Tournament champion Iowa, and eventual NCAA Tournament participants Indiana and Rutgers.

CORE RETURNEES

An experienced group of returnees headline the 2022-23 roster as Penn State returns four starters and eight letterwinners from the 2021-22 campaign.

The Nittany Lions' 2021-22 leading scorer returns in Jalen Pickett. The guard led Penn State in scoring (13.3 ppg), assists (135), steals (35) and minutes played (37.2 mpg) a season ago. Senior Seth Lundy is coming off a 2021-22 season in which he finished as the team's second-leading scorer (11.9 ppg) and third-leading rebounder (4.9 ppg) while emerging as the team's top defender. Myles Dread sits in the top five in program history in career 3-pointers made and returns to utilize the extra year of eligibility granted by the NCAA due to the COVID-19 pandemic. Penn State also returns junior Dallion Johnson who broke into the starting lineup for the final 14 games of the 2021-22 season, in addition to classmate Caleb Dorsey.

TRANSFER HAUL

The Nittany Lions secured three highly-accomplished graduate transfers this spring who have combined for 3,666 career points, 1,236 career rebounds and 901 career assists in 341 Division I games.

Guards Andrew Funk (Bucknell) and Camren Wynter (Drexel) each averaged double-digit points in their final three seasons at their respective previous institutions and are primed to bolster an already strong backcourt. Forward Mikey Henn (Denver) will add experience to an otherwise young frontcourt.

HIGHEST-RANKED FRESHMAN CLASS IN PROGRAM HISTORY

Penn State's five-man freshman class, Shrewsberry's first recruiting class, is the highest-ranked recruiting class in program history and ranks as a consensus top-30 class in the nation by all major recruiting services.

The five-man class is comprised of guards Jameel Brown (Philadelphia, Pa.), Kanye Clary (Virginia Beach, Va.), wing Evan Mahaffey (Cincinnati, Ohio), and forwards Demetrius Lilley (Philadelphia, Pa.) and Kebba Njie (Centerville, Ohio).

BEWARE OF THE BACKCOURT

Penn State boasts a strong and experienced backcourt for the 2022-23 season.

The six upperclassmen of Jalen Pickett, Myles Dread, Andrew Funk, Dallion Johnson, Seth Lundy and Camren Wynter have combined for 6,215 career points, 2,034 career rebounds and 1,614 career assists throughout their collegiate careers.

HOME SWEET HAPPY VALLEY

The home court advantage has been friendly to the Nittany Lions, as Penn State is 64-30 (.681) when playing inside the Bryce Jordan Center over the last six years.

Penn State announced in June 2022 that the Legion of Blue, the official student section for Penn State Men's Basketball, will be relocated to behind the home and visiting team benches, with additional student seating continuing to be behind the baskets. The relocation of the student section will enhance the game day atmosphere, the student-athlete experience, the Penn State student experience and the overall fan experience by helping to create an intimidating and raucous environment for opposing teams.

SEASON NOTES

SQUAD BREAKDOWN

RETURNERS - Notes & Numbers

- 1 F Seth Lundy (6-6, 220, Sr.) - Team's second-leading scorer and top defender
- 2 G Myles Dread (6-4, 235, Sr.+) - Top 5 in program history in career 3-pointers
- 4 F Caleb Dorsey (6-7, 235, Jr.) - Saw action in 12 games in sophomore season
- 15 G Dan Conlan (6-4, 186, Sr.) - Joined program in 2021-22 as a walk-on
- 22 G Jalen Pickett (6-4, 209, Sr.+) - 1,500+ career points, 500+ rebs. & assists
- 23 G Dallion Johnson (6-3, 180, Jr) - Started final 14 games of 2021-22 season
- 33 G Andy Christos (6-5, 186, Jr.) - Joined program in 2020-21 as a walk-on
- 35 F Ishaan Jagiasi (6-1, 197, Sr.) - Joined program in 2021-22 as a walk-on

TRANSFERS

- 10 G Andrew Funk (6-5, 200, Sr.+) - 1,230 career pts., All-League at Bucknell
- 11 G Camren Wynter (6-2, 200, Sr.+) - 1,657 career pts., All-Conference at Drexel
- 24 F Michael Henn (6-8, 244, Sr.+) - Experienced big man, spent 21-22 at Denver

FRESHMEN

- 0 G Kanye Clary (5-11, 192, Fr.) - 2,000-point scorer in high school
- 3 F Kebba Njie (6-10, 237, Fr.) - ESPN Top 100 recruit
- 5 G Jameel Brown (6-4, 188, Fr.) - 2021 Peach Jam champion
- 12 G Evan Mahaffey (6-6, 200, Fr.) - No. 3 prospect in state of Ohio
- 14 F Demetrius Lilley (6-10, 260, Fr.) - No. 10 prospect in state of Pennsylvania

KEY LOSSES

- 3 G Sam Sessoms - Third on team in scoring in 21-22 with 11.6 ppg
- 21 F John Harrar - No. 1 in school history in career games played

BY ELIGIBILITY

SENIOR+ (5)

- 2 Myles Dread G/F
- 10 Andrew Funk G
- 11 Camren Wynter G
- 22 Jalen Pickett G
- 24 Michael Henn F

SENIOR (3)

- 1 Seth Lundy G/F
- 15 Dan Conlan G
- 35 Ishaan Jagiasi G

JUNIOR (3)

- 4 Caleb Dorsey F
- 23 Dallion Johnson G
- 33 Andy Christos G

FRESHMAN (5)

- 0 Kanye Clary G
- 3 Kebba Njie F
- 5 Jameel Brown G
- 12 Evan Mahaffey G/F
- 14 Demetrius Lilley F

BY STATE

DELAWARE (1)

- 35 Ishaan Jagiasi G

MARYLAND (1)

- 4 Caleb Dorsey F

MASSACHUSETTS (1)

- 23 Dallion Johnson G

MICHIGAN (1)

- 2 Myles Dread G/F

NEW JERSEY (2)

- 1 Seth Lundy G/F
- 33 Andy Christos G

NEW YORK (2)

- 11 Camren Wynter G
- 22 Jalen Pickett G

PENNSYLVANIA (4)

- 5 Jameel Brown G
- 10 Andrew Funk G
- 14 Demetrius Lilley F
- 15 Dan Conlan G

OHIO (2)

- 3 Kebba Njie F
- 12 Evan Mahaffey G/F

VIRGINIA (1)

- 0 Kanye Clary G

WASHINGTON (1)

- 24 Michael Henn F

2022-23 PENN STATE SCHEDULE

DATE	DAY	OPPONENT	SITE	TIME	TV	LAST MEETING
Nov. 7	MON.	WINTHROP	University Park, Pa.	7 PM	B1G+	First Meeting
Nov. 10	THU.	LOYOLA (MD.)	University Park, Pa.	7 PM	B1G+	W-H, 87-58, 11/22/2000

GAVITT TIPOFF GAMES

Nov. 14	MON.	BUTLER	University Park, Pa.	8:30 PM	FS1	W-H, 67-64, 2/12/1992
---------	------	--------	----------------------	---------	-----	-----------------------

CHARLESTON CLASSIC

Nov. 17	Thu.	vs. Furman -First Round	Charleston, S.C.	11:30 AM	ESPNU	W-H, 70-49, 11/28/2010
Nov. 18	Fri.	Second Round	Charleston, S.C.	12 or 2:30 PM	ESPN2/ESPNU	--
Nov. 20	Sun.	Final Round	Charleston, S.C.	TBA	EPSN2/ESPNU/ESPNews	--
Nov. 25	FRI.	LAFAYETTE	University Park, Pa.	7 PM	B1G+	L-H, 57-61; 12/7/2011

ACC/BIG TEN CHALLENGE

Nov. 29	Tue.	at Clemson	Clemson, S.C.	7 PM	ESPNU	L-H, 88-96; 11/29/2005
Dec. 7	WED.	* MICHIGAN STATE	University Park, Pa.	6:30 PM	BTN	W-H, 62-58; 2/15/2022
Dec. 10	Sat.	* at Illinois	Champaign, Ill.	NOON	BTN	L-A, 55-60; 3/3/2022
Dec. 18	SUN.	CANISIUS	University Park, Pa.	NOON	BTN	W-H, 81-67; 12/10/2015
Dec. 22	THU.	QUINNIPIAC	University Park, Pa.	8:30 PM	BTN	First Meeting
Dec. 29	THU.	DELAWARE STATE	University Park, Pa.	2 PM	B1G+	W(OT)-H, 80-76; 12/15/2012
Jan. 1	SUN.	* IOWA	University Park, Pa.	5:30 PM	BTN	W(20T)-H, 90-86; 1/31/2022
Jan. 4	Wed.	* at Michigan	University Park, Pa.	7 PM	BTN	L-H, 57-58; 2/8/2022
Jan. 8	Sun.	* vs. Purdue	Philadelphia, Pa.-Palestra	4/6 PM	BTN	L-N, 61-69; 3/11/2022
Jan. 11	WED.	* INDIANA	University Park, Pa.	7 PM	BTN	L-A, 57-74; 1/26/2022
Jan. 17	Tue.	* at Wisconsin	Madison, Wis.	8:30 PM	BTN	L-A; 49-51; 2/5/2022
Jan. 21	SAT.	* NEBRASKA	University Park, Pa.	2:15 PM	BTN	L-H, 70-93; 2/27/2022
Jan. 24	Tue.	* at Rutgers	Piscataway, N.J.	6:30 PM	BTN	L-A, 58-59; 3/6/2022
Jan. 29	SUN.	* MICHIGAN	University Park, Pa.	NOON	BTN	L-H, 57-58; 2/8/2022
Feb. 1	Wed.	* at Purdue	West Lafayette, Ind.	6:30 PM	BTN	L-N, 61-69; 3/11/2022
Feb. 5	Sun.	* at Nebraska	Lincoln, Neb.	4:30 PM	BTN	L-H, 70-93; 2/27/2022
Feb. 8	WED.	* WISCONSIN	University Park, Pa.	8:30 PM	BTN	L-A; 49-51; 2/5/2022
Feb. 11	Sat.	* at Maryland	College Park, Md.	NOON	BTN	L-A, 61-67; 2/21/2022
Feb. 14	TUE.	* ILLINOIS	University Park, Pa.	7 PM	ESPN Family	L-A, 55-60; 3/3/2022
Feb. 18	Sat.	* at Minnesota	Minneapolis, Minn.	7 PM	BTN	W-N, 60-51; 3/9/2022
Feb. 23	Thu.	* at Ohio State	Columbus, Ohio	6:30 PM	FS1	W-N, 71-68; 3/10/2022
Feb. 26	SUN.	* RUTGERS	University Park, Pa.	6:30 PM	BTN	L-A, 58-59; 3/6/2022
March 1	Wed.	* at Northwestern	Evanston, Ill.	9 PM	BTN	W-H, 67-60; 2/25/2022
March 5	SUN.	* MARYLAND	University Park, Pa.	NOON	BTN	L-A, 61-67; 2/21/2022

2023 BIG TEN CONFERENCE TOURNAMENT

March 8-12	United Center (Chicago, Ill.)	BTN/CBS
---------------	----------------------------------	---------

*Dates and times are subject to change. Check goPSUsports.com for the most up-to-date tip times.
All times listed are Eastern. HOME GAMES are played at the Bryce Jordan Center and indicated in ALL CAPS.
* Indicates Big Ten game*

O



KANYE CLARY

HIGH SCHOOL

ESPN 4-star recruit who ranks as the No. 36 point guard in the country...2,000-point scorer, four-year captain and four-time team MVP in high school career at Princess Ann High School and Massanutten Military Academy...Averaged 25.5 points, 7.2 assists, 6.1 rebounds and 1.8 steals per game during senior season in which he earned MVP of Fork Union Military Circuit honors, MVP of VA Preps Classic accolades and All-Tournament team at Hargrave Military Circuit...Named first-team all-ournament at the National Prep Championship in March 2022 after leading Massanutten to the tournament semifinals in March 2022...Averaged 21.5 points, 4.8 rebounds, 4.9 assists and 2.3 steals per game during junior high school season...Honor roll student.

PERSONAL

Son of Anthony and Eledra Clary...Has one younger brother, Kyrin...Intends to major in telecommunications at Penn State.

Height | Weight

5-11 | 192

Year

Freshman

Position

Guard

Hometown

Virginia Beach,
Virginia

High School

Massanutten Military
Academy

Major

Telecommunications

1



SETH LUNDY

CAREER NOTES

Season: 2021-22: Started all 30 games played, finishing as the team's second-leading scorer (11.9 ppg) and third-leading rebounder (4.9 ppg)...Tallied 20 double-digit scoring efforts and emerged into one of the team's leading defenders. **2020-21:** Started 15 games and appeared in all 25 contests...Had 10 games in double figures, including two 30-plus point performances. **2019-20:** Started the last 15 games, all Big Ten games, and played in all 31 contests as a true freshman...Ramped up to 6.3 points and 3.1 rebounds per game in league games with a 3-point field goal percentage of 40 percent.

Rankings: Enters 2022-23 season with 81.9 percent (118-144) career free throw shooting percentage, a mark that ranks ninth all-time in the Penn State record books.

Game: Scored career-best 32 points against VCU on 11-of-19 shooting and 5-of-10 from beyond the arc (12/2/20)...Registered first career double-double with 16 points and career-high 10 rebounds against Rutgers (1/21/21).

AS A JUNIOR - 2021-22

Season: Started all 30 games played, finishing as the team's second-leading scorer (11.9 ppg) and third-leading rebounder (4.9 ppg)...Led the team in blocks (20) and finished third in steals (30)...Shot a team-best (min. 10 att.) 86.7 percent (52-60) from the free-throw line and drained a team-leading 64 3-pointers...Tallied 20 double-digit scoring efforts and three 20-point games...Emerged into one of the team's leading defenders, consistently tasked with guarding the opposing team's best player.

Youngstown State (11/10): Recorded his fifth-career 20-point game with 23 points on 60 percent (9-15) shooting to go along with six rebounds, two assists and a steal. **Cornell (11/22):** Recorded second 20-plus point effort of the season and fourth-straight double-digit scoring game with game-high 23 points while shooting 5-for-8 from 3-point range and adding seven rebounds, a block and a steal. **vs. LSU (11/26):** Scored game-tying basket with 0.6 seconds to play to send the game to overtime. **vs. Oregon State (11/27):** Registered 13 points and 7 rebounds. **Miami (Fla.) (12/1):** Tallied 14 points and eight rebounds. **Ohio State (12/5):** Contributed 13 points, 11 of which came in the first half, in Big Ten opener. **at No. 19 Michigan State (12/11):** Scored game-high 18 points and added seven rebounds. **at Northwestern (1/5):** Led Penn State's second-half comeback with a game-high 23 points, 10 of which came in the final 2:25, including the go-ahead 3-pointer with 36 seconds to play. **Iowa (1/31):** Recorded first double-double of the season and second-career double-double with 17 points and a team-best 11 rebounds in double-overtime win. **at Minnesota (2/12):** Shot 6-for-9 from the field and 4-for-5 from deep for 16 points. **No. 19 Michigan State (2/15):** Drained five 3-pointers en route to a team-high 17 points in win over the 19th-ranked Spartans. **Northwestern (2/25):** Scored 12 points with the help of a perfect 6-for-6 effort from the charity stripe in Senior Night victory. **at Rutgers (3/6):** Scored 17 points on 50 percent (6-12) shooting. **vs. Minnesota - Big Ten Tournament (3/9):** Registered 11 points and four rebounds in postseason victory.

Height | Weight

6-6 | 220

Year

Senior

Position

Guard/Forward

Hometown

Paulsboro,
New Jersey

High School

Roman Catholic (Pa.)

Major

Rehabilitation
Human Services

SETH LUNDY

AS A SOPHOMORE - 2020-21

Awards: Earned Academic All-Big Ten honors.

Season: Started 15 games and appeared in all 25 contests... Averaged 10.1 points per game, third best on team, and 4.2 rebounds per game in an average of 23.8 minutes per contest... Had 10 games in double figures, including career-best 32 vs. VCU and another 30-plus point game with 31 at Maryland... Registered first career double-double with 16 points and career-high 10 rebounds vs. Rutgers.

AS A FRESHMAN - 2019-20

Season: Started last 15 games and played in all 31 contests... Averaged 5.3 points and 2.7 rebounds in 14.8 minutes per game on court... Reached double figures in scoring seven times, including four Big Ten outings... Led team in blocked shots five times... Was a member of the Dean's List for 2020 spring semester... Postseason canceled due to the COVID-19 pandemic.

HIGH SCHOOL

Helped lead Roman Catholic to the Catholic League championship and the team's third Pennsylvania Interscholastic Athletic Association (PIAA) state championship in 2017-18... Averaged 16.4 points and 8.7 rebounds as a junior for the Cahillites, including 28 points in the title game... Eclipsed the 1,000 career point milestone as a junior... Became first three-time All-Catholic League pick... Selected for first-team all-state honors twice... Named Philadelphia Daily News/Inquirer Player of the Year and was selected as a member of the USA Today's All-USA Pennsylvania Boys Basketball team... Recognized as Daily News all-league member three times... Performed at high level in Philadelphia city title games... Scored 16 points and pulled down 13 rebounds in 2017 to help Roman to city title... Increased scoring to 22 points and had 10 rebounds in 2018 contest... Came close to a triple-double with 11 rebounds, 10 assists, second-most in title game history, and eight points vs. Boys' Latin in 2019... Played for AAU Team Final in 2018 and led Philly Pride in 2017... Earned a four-star rating from 247sports.com and ESPN... Rated as the No. 3 player in Pennsylvania by 247sports.com and No. 30 small forward in the nation.

PERSONAL

Parents are Gerald and Martina Sydnor-Lundy... Is the youngest of seven children with three brothers, Gerald, Jor-elle and Xavier, who played collegiate basketball at Rider (2013-17), and three sisters, Tara, Ashley and Amber... Majoring in rehabilitation and human services.

2021-22 SEASON & CAREER BESTS

	2021-22 Season	Career	Big Ten
Points	23, 3x, last at Northwestern, 1/5/22	32, VCU, 12/2/20	31, at Maryland, 3/7/21
Rebounds	11, vs. Iowa, 1/31/22	11, vs. Iowa, 1/31/22	11, vs. Iowa, 1/31/22
Assists	3, vs. Wagner, 12/8/21	3, 2x, last vs. Wagner, 12/8/21	3, Wisconsin, 1/30/21
Blocks	2, 3x, last vs. Purdue, 3/11/22	3, at Indiana, 2/23/20	3, at Indiana, 2/23/20
Steals	4, vs. Nebraska, 2/27/22	4, vs. Nebraska, 2/27/22	4, vs. Nebraska, 2/27/22
Minutes	41, vs. Iowa (2OT), 1/31/22	41, vs. Iowa (2OT), 1/31/22	41, vs. Iowa (2OT), 1/31/22
FG Made	9, 2x, last vs. Cornell, 11/22/21	11, 2x, last at Maryland, 3/7/21	11, at Maryland, 3/7/21
FG Attempted	16, vs. LSU, 11/26/21	19, VCU, 12/2/20	18, at Maryland, 3/7/21
3-Point FG Made	5, 3x, last vs. Michigan St., 2/15/22	6, at Purdue, 2/11/20	6, at Purdue, 2/11/20
3-Point FG Att.	12, vs. Michigan St., 2/15/22	12, 2x, last vs. Michigan St., 2/15/22	12, 2x, last vs. Michigan St., 2/15/22
FT Made	6, vs. Northwestern, 2/25/22	8, at Ohio St., 1/27/21	8, at Ohio St., 1/27/21
FT Attempted	6, 3x, last vs. Northwestern, 2/25/22	10, at Ohio St., 1/27/21	10, at Ohio St., 1/27/21

CAREER STATISTICS

OVERALL	— TOTAL —					— 3-POINT —				REBOUNDS										
	YEAR	GP-GS	MIN	AVG	FG-FGA	PCT	FG-FGA	PCT	FT-FTA	PCT	OFF	DEF	TOT	AVG	PF-FO	A	TO	BLK	STL	PTS
2019-20	31-15	459	14.8	52-132	.394	34-87	.391	27-36	.750	22	63	85	2.7	58-1	17	11	12	9	165	5.3
2020-21	25-15	595	23.8	87-226	.385	39-122	.320	39-48	.815	29	75	104	4.2	55-0	19	33	14	18	252	10.1
2021-22	30-30	970	32.3	120-304	.395	64-184	.348	52-60	.867	25	121	146	4.9	68-1	21	63	20	30	356	11.9
Totals	86-60	2024	23.5	259-662	.391	137-393	.349	118-144	.819	76	259	335	3.9	181-2	57	107	46	57	773	9.0

BIG TEN STATISTICS	— TOTAL —					— 3-POINT —				REBOUNDS										
	YEAR	GP-GS	MIN	AVG	FG-FGA	PCT	FG-FGA	PCT	FT-FTA	PCT	OFF	DEF	TOT	AVG	PF-FO	A	TO	BLK	STL	PTS
2019-20	20-15	349	17.5	40-101	.396	28-70	.400	18-24	.750	15	46	61	3.1	36-0	11	7	8	7	126	6.3
2020-21	19-11	433	22.8	58-167	.347	29-95	.305	25-31	.806	23	54	77	4.1	42-0	15	21	9	13	170	8.9
2021-22	19-19	603	31.7	76-188	.404	44-112	.393	24-27	.889	17	72	89	4.7	42-1	11	41	15	22	220	11.6
Totals	58-45	1386	23.9	174-456	.382	101-277	.365	67-82	.817	55	172	227	3.9	120-1	37	69	32	42	516	8.9

2

MYLES DREAD



Height | Weight

6-4 | 235

Year

Senior+

Position

Guard/Forward

Hometown

Detroit, Michigan

High School

Gonzaga College
High School
(Washington D.C.)

Major

Psychology

CAREER NOTES

Season: 2021-22: Shot a career-best 40.7 percent (55-135) from 3-point range during senior season, ranking second on the team with 55 made 3-pointers. **2020-21:** Ranked second on the team with 45 made 3-pointers. **2019-20:** Netted team-best 65 3-point field goals...Averaged 10.4 points in final 11 games...Had top mark in Big Ten for 3-point field goal percentage in a single game at 83.3 (5-6). **2018-19:** Registered 67 3-point field goals, second-most by a Nittany Lion freshman in program history and marked first time a freshman has led squad in treys since Danny Morrissey had 53 in 2004-05.

Rankings: Enters 2022-23 season with 232 career 3-pointers, the fifth-most all-time at Penn State.

Game: Hit game-winning 3-pointers in final minute vs. Yale (11/23/19), Rutgers (2/26/20) and VCU (12/2/20), and game-tying 3-pointer to send game to double-overtime vs. Iowa (1/31/22).

AS A SENIOR - 2021-22

Season: Played in all 31 games while making 20 starts...Ranked second on the team with 55 made 3-point field goals and 31 steals...Shot a career-best 40.7 percent (55-135) from 3-point range...Averaged 6.1 points and 2.7 rebounds per game...Tallied six double-digit scoring efforts.

vs. LSU (11/26): Scored 11 points and added two rebounds, two assists and a steal. **vs. Oregon State (11/27):** Shot 4-for-7 from 3-point range for 12 points in Emerald Coast Classic victory. **Indiana (1/2):** Shot 4-for-5 from downtown for 12 points in the win while adding four rebounds and an assist. **at Northwestern (1/5):** Drained 200th-career 3-pointer to become the seventh Nittany Lion to reach 200 career triples. **at Iowa (1/22):** Scored nine points behind a trio of 3-pointers. **at Indiana (1/26):** Drained three 3-pointers for nine points. **Iowa (1/31):** Hit game-tying 3-pointer with nine seconds left in first overtime to force double overtime in victory over Hawkeyes, finishing with 12 points and a career-best nine rebounds. **at Minnesota (2/12):** Was a perfect 3-for-3 from deep for nine points. **Minnesota (2/17):** Tallied 12 points behind a 5-for-6 effort from the field and added six rebounds and a steal in dominant win. **vs. Ohio State - Big Ten Tournament (3/10):** Helped lead Penn State past the Buckeyes with 12 points off a 4-for-5 effort from the field and perfect 3-for-3 mark from downtown.

AS A JUNIOR - 2020-21

Season: Played in 23 games with eight starts...Ranked second on team with 45 made 3-point field goals...Averaged 7.3 points per game, 1.1 assists per game and 2.0 rebounds per game in average 24.3 minutes per game...Had six games in double figures with a season-high 16 points at Nebraska (2/23).

AS A SOPHOMORE - 2019-20

Season: Led Nittany Lions in 3-point field goals for second-straight year with 65 and 40 in Big Ten Conference action... Averaged 8.6 points per game, 2.2 assists per game and 3.2 rebounds in 31 games played...Started 23 games and 12 in Big Ten...Possessed a nearly 3:1 assist-to-turnover ratio in 11 non-conference games...Scored in double figures 14 times... Connected for four or more treys in five games...Averaged 10.5 points and 3.8 rebounds per game during eight-game Big Ten win streak...Ended season on a scoring tear with double figures in four of the last five games (11.3 ppg) and six of the last eight (10.8 ppg)...Postseason canceled due to the COVID-19 pandemic.

Rankings: Tied for fourth in Big Ten Conference in 3-point field goals made per game (2.1) in all games and league competition (2.0).

AS A FRESHMAN - 2018-19

Season: Led Nittany Lions in 3-point field goals with 67, first time a freshman has accomplished that feat since 2004-05 (Danny Morrissey)...Netted 43 triples in Big Ten Conference play to tie for fourth on Big Ten chart...Averaged 8.3 points per game and 2.8 rebounds in 32 games played...Started in 28 contests... Led team in blocks on three occasions and two times each in steals and assists.

Rankings: Ranked second among all Big Ten Conference freshmen with 67 treys and 2.1 average per game was good for eighth in league overall.

HIGH SCHOOL

Led Gonzaga College High School to a 28-9 record and top-40 national ranking as a senior and was selected 2018 Gatorade Player of the Year for Washington D.C....Helped propel Gonzaga to the Washington Post's No. 1 ranking in 2016-17 and 2017 Washington Catholic Athletic Conference (WCAC) and District of Columbia State Athletic Association titles...Named to the Washington Post 2018 All-Met first team...Was member of Gonzaga team that also won the 2017 Alhambra Catholic Invitational championship...Finished his high school career with 1,433 points and was ranked No. 6 in Met area in 3-point field goals and No. 7 in assists...Named Gonzaga DC Classic MVP as Eagles claimed 2017 title...Earned WCAC second-team accolades as member of two WCAC championship teams in 2014-15 and 2016-17...Averaged 10.4 points and 4.9 assists per game as a junior on the Eagles team that posted a 32-5 record...Followed in his father's footsteps by playing in 2018 Donofrio Classic...Named Basketballspotlight.com Class of 2018 Scholar Athlete of the Year...Recognized with the 2018 Kozic Award as a senior for his exceptional loyalty to Gonzaga and his classmates.

PERSONAL

Parents are Aaron and Kisha Dread...Has a younger brother, Malcolm, and younger sister, Mason...Composes poetry and has won several awards for his works...Participated in numerous volunteer opportunities with literacy-outreach programs, assisting the homeless and elderly, and as a youth basketball coach and counselor...Studying psychology.

2021-22 SEASON & CAREER BESTS

	2021-22 Season	Career	Big Ten
Points	12, 5x, last vs. Ohio State, 3/10/22	19, at DePaul (OT), 11/15/18	17, 2x, last vs. Maryland, 2/27/19
Rebounds	9, vs. Iowa, 1/31/22	9, vs. Iowa, 1/31/22	9, vs. Iowa, 1/31/22
Assists	4, vs. Cornell, 11/22/21	7, vs. Rutgers, 2/26/20	7, vs. Rutgers, 2/26/20
Blocks	1, 2x, last vs. Minnesota, 3/9/22	2, vs. Wisconsin, 3/11/21	2, vs. Wisconsin, 3/11/21
Steals	3, 2x, last at Wisconsin, 2/5/22	6, vs. Wright State, 11/20/18	3, at Wisconsin, 2/5/22
Minutes	41, vs. Iowa (2OT), 1/31/22	41, 2x, last vs. Iowa (2OT), 1/31/22	41, vs. Iowa (2OT), 1/31/22
FG Made	5, vs. Minnesota, 2/17/22	7, at DePaul (OT), 11/15/18	6, at Nebraska, 2/23/21
FG Attempted	10, 3x, last vs. Iowa, 1/31/22	15, at DePaul (OT), 11/15/18	14, 2x, last at Northwestern, 3/7/20
3-Point FG Made	4, 2x, last vs. Indiana, 1/2/22	5, 3x, last vs. UMES, 11/5/19	5, Michigan, 2/12/19
3-Point FG Att.	9, 2x, last at Indiana, 1/26/22	13, at Northwestern, 3/7/20	13, at Northwestern, 3/7/20
FT Made	4, vs. Iowa, 1/31/22	6, 3x, last vs. Iowa, 1/4/20	6, 2x, last vs. Iowa, 1/4/20
FT Attempted	4, vs. Iowa, 1/31/22	8, Maryland, 2/27/19	8, Maryland, 2/27/19

CAREER STATISTICS

OVERALL YEAR	GP-GS	MIN	AVG	— TOTAL —		— 3-POINT —		REBOUNDS												
				FG-FGA	PCT	FG-FGA	PCT	FT-FTA	PCT	OFF	DEF	TOT	AVG	PF-FO	A	TO	BLK	STL	PTS	AVG
2018-19	32-28	927	29.0	90-238	.378	67-188	.356	17-29	.586	19	72	91	2.8	68-0	40	25	5	20	264	8.3
2019-20	31-23	800	25.8	83-242	.343	65-204	.319	35-42	.833	23	75	98	3.2	55-1	67	29	4	29	266	8.6
2020-21	23-8	558	24.3	56-156	.359	45-130	.346	12-16	.750	8	37	45	2.0	50-1	26	19	7	15	169	7.3
2021-22	31-20	837	27.0	64-158	.405	55-135	.407	10-14	.714	14	69	83	2.7	69-2	43	23	2	31	193	6.2
Totals	117-79	3122	26.7	293-794	.369	232-657	.353	74-101	.733	64	253	317	2.7	242-4	176	96	18	95	892	7.6

BIG TEN STATISTICS YEAR	GP-GS	MIN	AVG	— TOTAL —		— 3-POINT —		REBOUNDS												
				FG-FGA	PCT	FG-FGA	PCT	FT-FTA	PCT	OFF	DEF	TOT	AVG	PF-FO	A	TO	BLK	STL	PTS	AVG
2018-19	20-19	595	29.8	56-148	.378	43-119	.361	14-22	.636	7	48	55	2.8	45-0	23	14	2	8	169	8.5
2019-20	20-12	541	27.1	54-153	.353	40-126	.317	25-32	.781	17	48	65	3.3	35-1	37	18	3	19	173	8.7
2020-21	17-6	412	24.2	40-111	.360	33-93	.355	12-16	.750	4	26	30	1.8	34-1	21	13	4	10	125	7.4
2021-22	20-12	516	25.8	39-95	.411	32-80	.400	7-8	.875	9	45	54	2.7	46-1	25	14	1	16	117	5.9
Totals	77-49	2064	26.8	189-507	.373	148-418	.354	58-78	.744	37	167	204	2.6	160-3	106	59	10	53	584	7.6

3



KEBBA NJIE

Height | Weight

6-10 | 237

Year

Freshman

Position

Forward

Hometown

Centerville,
Ohio

High School

La Lumiere (Ind.)

Major

Business

HIGH SCHOOL

ESPN Top 100 recruit, Penn State's first ESPN Top 100 commitment since Tony Carr in 2016...No. 2 highest-ranked signee in the history of Penn State basketball...Consensus 4-star recruit, No. 16 power forward in country according to Rivals...Played two seasons of high school basketball at Indiana powerhouse La Lumiere after two at Centerville High School in Ohio...Starter on 2021-22 La Lumiere team that advanced to GEICO Nationals...Led Centerville to district championship and regional runner-up status during sophomore season.

PERSONAL

Son of Baboucarr and Siala Njie...One of four brothers...Older brother, Mo, plays basketball at SMU...Father, Baboucarr, played basketball collegiately at IPFW and Cincinnati State...Intends to major in business.

4



Height | Weight

6-7 | 235

Year

Junior

Position

Forward

Hometown

Westminster,
Maryland

High School

The Hill School (Pa.)

Major

Agricultural
Sciences

CALEB DORSEY

AS A SOPHOMORE - 2021-22

Awards: Academic All-Big Ten.

Season: Saw action in 12 games...Scored 11 points and pulled down seven rebounds.

Wagner (12/8): Scored first points of the season with a 3-pointer and pulled down one rebound. **Minnesota (2/17):** Drained a 3-pointer and added two rebounds in dominant victory. **Nebraska (2/27):** Scored two points from the charity stripe while playing a season-best nine minutes. **at No. 20 Illinois (3/3):** Drilled a trey.

AS A FRESHMAN- 2020-21

Season: Saw action in five games...Scored six points off two 3-pointers...Pulled down two rebounds.

VMI (11/28): Made collegiate debut...Grabbed one rebound. **at No. 15 Virginia Tech (12/8):** Had rebound in Nittany Lions' dominant win over a ranked Hokies squad. **at No. 19 Wisconsin (2/2):** Recorded first points as a Nittany Lion with 3-pointer on only attempt in final minutes. **Purdue (2/26):** Connected on one 3-pointer...Played season-high four minutes.

CALEB DORSEY

HIGH SCHOOL

Matriculated to Penn State from The Hill School in Pottstown, Pennsylvania, where he played for coach Seth Eilberg...Was a four-year letterwinner for the Blues and captained team as a senior...Helped lead The Hill School to a 19-7 record and 2018 Pennsylvania Independent Schools Athletic Association (PAISAA) championship...Returned in 2018-19 as the only starter and guided program to 16 wins and trip to PAISAA title game...Finished his career at The Hill School as the Blues top all-time rebounder with 580 and most wins during his career with 73...Voted by his teammates to receive the 2020 Thompson Bowl as the boys basketball player who has distinguished himself in all phases of the program...Earned first-team Class 4A all-state accolades as a senior...Named to the 2020 Mercury All-Area first team and 2019 second team...Tabbed for All-Mid-Atlantic Prep League honors twice as a junior and senior...Averaged 11 points, eight rebounds and three assists per game as a senior while assigned to opponents' top scorers...Posted season averages of 13 points, eight rebounds and four assists per game as a junior...Put together a string of double-doubles including a 10-point, 13-rebound effort in the 2019 (PAISAA) quarterfinal win over Shipley...Rated a three-star prospect...Won nine games as part of AAU Team Durant at NIKE EYBL in 2019 and posted top point total, 23 points, with nine rebounds in 26 minutes... Averaged 10 points, four rebounds per game with an assist in every game...Averaged 8.5 points and 4.5 rebounds for the 13-game tournament...Had three double-digit scoring games at 2019 Nike Peach Jam, including a single-game best 21 points... Recognized for All-MAPL academic honors.

PERSONAL

Son of Stephen and Myra Dorsey...Is the middle son with an older brother, Joshua, and younger brother, Gabriel...Father, Stephen, played collegiate basketball at VMI and Towson University...Majoring in agricultural sciences.

2021-22 SEASON & CAREER BESTS

	2021-22 Season	Career	Big Ten
Points	3, 3x, last at Illinois, 3/3/22	3, 5x, last at Illinois, 3/3/22	3, 5x, last at Illinois, 3/3/22
Rebounds	2, vs. Minnesota, 2/17/22	2, vs. Minnesota, 2/17/22	2, vs. Minnesota, 2/17/22
Assists	2, vs. Nebraska, 2/27/22	2, vs. Nebraska, 2/27/22	2, vs. Nebraska, 2/27/22
Blocks	1, at Maryland, 2/21/22	1, at Maryland, 2/21/22	1, at Maryland, 2/21/22
Steals	1, 3x, last vs. Nebraska, 2/27/22	1, 3x, last vs. Nebraska, 2/27/22	1, 3x, last vs. Nebraska, 2/27/22
Minutes	9, vs. Nebraska, 2/27/22	9, vs. Nebraska, 2/27/22	9, vs. Nebraska, 2/27/22
FG Made	1, 2x, last at Illinois, 3/3/22	1, 5x, last at Illinois, 3/3/22	1, 4x, last at Illinois, 3/3/22
FG Attempted	2, 3x, last vs. Nebraska, 2/27/22	3, vs. Purdue, 2/26/21	3, vs. Purdue, 2/26/21
3-Point FG Made	1, 2x, last at Illinois, 3/3/22	1, 5x, last at Illinois, 3/3/22	1, 5x, last at Illinois, 3/3/22
3-Point FG Att.	2, 3x, last vs. Northwestern, 2/25/22	3, vs. Purdue, 2/26/21	3, vs. Purdue, 2/26/21
FT Made	2, vs. Nebraska, 2/27/22	2, vs. Nebraska, 2/27/22	2, vs. Nebraska, 2/27/22
FT Attempted	2, vs. Nebraska, 2/27/22	2, vs. Nebraska, 2/27/22	2, vs. Nebraska, 2/27/22

CAREER STATISTICS

OVERALL	— TOTAL —		— 3-POINT —		REBOUNDS															
	YEAR	GP-GS	MIN	AVG	FG-FGA	PCT	FG-FGA	PCT	FT-FTA	PCT	OFF	DEF	TOT	AVG	PF-FO	A	TO	BLK	STL	PTS
2020-21	5-0	11	2.2	2-4	.500	2-4	.500	0-0	.000	2	0	2	0.4	1-0	0	2	0	0	6	1.2
2021-22	12-0	70	5.8	3-11	.273	3-9	.333	2-2	1.000	1	6	7	0.6	6-0	2	3	1	3	11	0.9
Totals	17-0	81	4.8	5-15	.333	5-13	.385	2-2	1.000	3	6	9	0.5	7-0	2	5	1	3	17	1.0

BIG TEN STATISTICS	— TOTAL —		— 3-POINT —		REBOUNDS															
	YEAR	GP-GS	MIN	AVG	FG-FGA	PCT	FG-FGA	PCT	FT-FTA	PCT	OFF	DEF	TOT	AVG	PF-FO	A	TO	BLK	STL	PTS
2020-21	3-0	6	2.0	2-4	.500	2-4	.500	0-0	.000	0	0	0	0.0	1-0	0	1	0	0	6	2.0
2021-22	8-0	52	6.5	2-9	.222	2-7	.286	2-2	1.000	1	4	5	0.6	5-0	2	2	1	3	8	1.0
Totals	11-0	58	5.3	4-13	.308	4-11	.364	2-2	1.000	1	4	5	0.5	6-0	2	3	1	3	14	1.3

5



JAMEEL BROWN

HIGH SCHOOL

Is No. 6 overall signee in the history of Penn State basketball according to the 247Sports Composite Ranking...Ranked an ESPN 4-star prospect and the No. 24 shooting guard in the country...Helped lead Team Final to 2021 Nike EYBL Peach Jam Championship in summer 2021...Two-time all-state pick who played senior year of high school at Westtown School after three-year career at Haverford School...Named finalist for Pennsylvania Mr. Basketball, first-team All-State and team co-MVP after averaging 15 points, six rebounds and four assists, and knocking down 65 3-pointers during senior season at Westtown...Scored 31 points in PAISAA semifinals and helped guide Westtown to the PAISAA State Championship title... Named first-team all-state after junior season at Haverford School...Guided Haverford School to 28-0 record, Inter-AC and Paisa Championship during freshman season...Four-time participant in USA Basketball mini camps.

PERSONAL

Son of Ali Brown and Aquanda Johnson-Brown...Has one older sister, Shahadah, and two older brothers, Jamaal and Muneer...Intends to major in psychology.

Height | Weight

6-4 | 188

Year

Freshman

Position

Guard

Hometown

Philadelphia,
Pennsylvania

High School

Westtown School

Major

Psychology

10



ANDREW FUNK

Height | Weight

6-5 | 200

Year

Senior+

Position

Guard

Hometown

Warrington,
Pennsylvania

High School

Archbishop Wood

Last School

Bucknell

Major

Master's Program -
Management and
Organizational
Leadership

Undergraduate
Degree - Business
Administration
(Bucknell)

BEFORE PENN STATE

Transferred to Penn State after a strong four-year career at Bucknell as a three-year starter who averaged double-digit points in each of his final three seasons...Named the 2022 Patriot League Scholar-Athlete of the Year and an All-Patriot League selection...Compiled 1,230 career points, 346 career rebounds and 195 career assists and reached the 1,000-point mark during his senior season...Drilled 190 career 3-pointers in a Bison uniform, the seventh-most all-time in Bucknell history.

AS A SENIOR - 2021-22 (BUCKNELL)

Awards: Second team All-Patriot League...2022 Patriot League Scholar-Athlete of the Year...CoSIDA Academic All-District Team...Patriot League All-Academic Team...Three-time Patriot League Player of the Week.

Season: Stellar senior season as a co-captain and the lone senior on the roster...Averaged a team-best 17.6 points per game, a mark that ranked as the second-best in the Patriot League...Recorded 13 20-point games and three 30-point efforts...Also averaged 3.6 rebounds and 3.0 assists per game while shooting 43.2 percent from the field, 36.3 percent from 3-point range and 76.1 percent from the free throw line...Set the Bucknell single-season record with 1,171 minutes played...Scored career-high 38 points in Cancun Challenge game against Illinois State (11/20).

AS A JUNIOR - 2020-21 (BUCKNELL)

Awards: Academic All-Patriot League.

Season: Was team's second-leading scorer at 12.9 points per game while also chipping in 4.3 rebounds and 1.5 assists per contest...Shot 41.1 percent from the field and 85.4 percent from the charity stripe...Scored in double figures in 10 of Bucknell's 12 games during COVID-19 shortened season.

AS A SOPHOMORE - 2019-20 (BUCKNELL)

Awards: Academic All-Patriot League.

Season: Started in 32 of 33 appearances...Ranked fourth on the team with 10.8 points per game...Averaged 3.9 rebounds and 1.7 assists per contest...Led the Bison with 169 3-point field goal attempts...Tallied 21 double-digit scoring efforts.

AS A FRESHMAN - 2018-19 (BUCKNELL)

Season: Appeared in all 33 games, averaging 4.7 points and 1.5 rebounds per game...Tallied five double-digit scoring efforts...Shot 40.7 percent from the field and 34.7 percent from 3-point range.

ANDREW FUNK

HIGH SCHOOL

Enjoyed a standout career at Archbishop Wood High School...Was a team captain as a senior when he was named the Philadelphia Catholic League Player of the Year, a first team All-PCL selection, and second-team All-Southeast Pennsylvania...Named Sixth Man of the Year by the Philadelphia Inquirer as a junior after helping a 28-3 Vikings team to their first Philadelphia Catholic League championship, the District 12 title and the Class 5A PIAA state championship...Scored in double figures 11 times during junior season, including a 10-point game against Meadville in the state championship game.

PERSONAL

Son of Theresa and Albert Funk...One of five brothers...Has two older brothers, Matt and Tommy, and younger twin brothers, Albert and Michael...Older brother, Tommy, was an All-Patriot League point guard at Army West Point from 2016-20... Graduated with bachelor's degree in business administration from Bucknell in May 2022.

2021-22 SEASON & CAREER BESTS*

	2021-22 Season	Career	Big Ten
Points	38, at Illinois St., 11/20/21	38, at Illinois St., 11/20/21	
Rebounds	11, at Lafayette, 2/5/22	11, at Lafayette, 2/5/22	
Assists	8, at Army, 2/23/22	8, at Army, 2/23/22	
Blocks	2, 2x, vs. American, 2/9/22	2, 3x, last vs. American, 2/9/22	
Steals	3, 2x, at Boston Univ., 1/1/22	3, 5x, last at Boston Univ., 1/1/22	
Minutes	43, 3x, last at Lafayette, 3/1/22	43, 3x, last at Lafayette, 3/1/22	
FG Made	12, 2x, last vs. Loyola (Md.), 1/30/22	12, 2x, last vs. Loyola (Md.), 1/30/22	
FG Attempted	25, at Illinois St., 11/20/21	25, 2x, last at Illinois St., 11/20/21	
3-Point FG Made	7, 2x, last at Illinois St., 11/20/21	7, 2x, last at Illinois St., 11/20/21	
3-Point FG Att.	16, at Illinois St., 11/20/21	16, at Illinois St., 11/20/21	
FT Made	7, 2x, last at Illinois St., 11/20/21	7, 4x, last at Illinois St., 11/20/21	
FT Attempted	7, 2x, last at Illinois St., 11/20/21	10, at American, 2/28/21	

CAREER STATISTICS*

OVERALL	— TOTAL —		— 3-POINT —		REBOUNDS															
	YEAR	GP-GS	MIN	AVG	FG-FGA	PCT	FG-FGA	PCT	FT-FTA	PCT	OFF	DEF	TOT	AVG	PF-FO	A	TO	BLK	STL	PTS
2018-19	33-0	472	14.3	57-140	.407	34-98	.347	6-9	.667	6	44	50	1.5	22-0	24	21	1	9	154	4.7
2019-20	33-32	1075	32.6	135-345	.391	51-169	.302	36-51	.706	8	121	129	3.9	41-0	56	54	7	26	357	10.8
2020-21	12-12	405	33.8	51-124	.411	18-67	.269	35-41	.854	3	48	51	4.3	12-0	18	25	1	9	155	12.9
2021-22	32-32	1171	36.6	213-493	.432	87-240	.363	51-67	.761	0	116	116	3.6	37-0	96	57	8	25	564	17.6
Total	110-76	3123	28.4	456-1102	.414	190-574	.331	128-168	.762	17	329	346	3.1	112-0	194	157	17	69	1230	11.2

*at Bucknell

11



CAMREN WYNTER

Height | Weight

6-2 | 200

Year

Senior+

Position

Guard

Hometown

Hempstead,
New York

High School

DME Academy
(Fla.)/Holy Trinity

Last School

Drexel

Major

Master's Program -
Educational
Leadership

Undergraduate
Degree - Business
Administration
(Drexel)

BEFORE PENN STATE

Completed a stellar four-year career at Drexel in which he was a three-time All-CAA pick, the 2021 CAA Tournament Most Outstanding Player, the 2019 CAA Rookie of the Year, four-time Team MVP and a three-year co-captain...Averaged double-digit points in all four of his seasons with the Dragons, posting at least 15 points per game in each of his final three seasons...Compiled 1,657 career points, 577 career assists and 493 career rebounds as a Dragon...His 577 assists rank third in Drexel history, his 1,657 points rank sixth and his 140 steals are good for eighth all-time in the Dragon record books.

AS A SENIOR - 2021-22 (DREXEL)

Awards: First-team All-CAA...NABC All-District.

Season: Started all 29 games, averaging team-best marks of 15.8 points and 4.6 assists per game while shooting 86.1 percent from the free throw line...Ranked third in the CAA with 15.8 points per game and second with 4.6 assists per game...Tallied 25 double-digit scoring efforts, including seven 20-point games...Had a double-double with 18 points and 10 rebounds against College of Charleston (2/26)...Scored season-best 28 points in CAA Tournament game against Delaware (3/6).

AS A JUNIOR - 2020-21 (DREXEL)

Awards: First-team All-CAA...NABC All-District...CAA Tournament Most Outstanding Player.

Season: Earned CAA Tournament Most Outstanding Player honors after guiding Drexel to its first CAA championship and first NCAA Tournament appearance in 25 years...Finished in the CAA's top 10 in six different categories...Was fifth in the CAA with 16.3 points per game and was second in assists (5.2)...Shot a team-best 41.5 percent from behind the arc, the third-best total in the league, and shot 82.7 percent from the charity stripe...Scored a career-high-tying 31 points in win at Fairleigh Dickinson (12/19) and made five of his seven 3-point attempts...Had back-to-back 11 assists games against William & Mary (1/16 and 1/17)...Had at least one 3-pointer in 16-of-20 games.

CAMREN WYNTER

AS A SOPHOMORE - 2019-20 (DREXEL)

Awards: Second-team All-CAA.

Season: Averaged 15.7 points per game, and his 517 points were the 15th-highest single-season total in Drexel history... Finished second in the CAA in assists (5.1) and fifth in steals per game (1.6)... Played 36.4 minutes per game, the third-highest average in the CAA, and played 40 minutes on six occasions... Tallied 23 double-digit scoring efforts and 10 20-point games... Drained a team-best 44 3-pointers... Poured in a career-high 31 points on 13-for-16 shooting in win vs. Princeton.

AS A FRESHMAN - 2018-19 (DREXEL)

Awards: CAA Rookie of the Year... Five-time CAA Rookie of the Week.

Season: Became just the third Drexel player to be named the CAA's Rookie of the Year... Set the Drexel freshman record for assists in a season with 174... Averaged 11.3 points and 5.4 assists per game... Finished second in the CAA in assists per game... Was fourth in the league with a 2.3 assist-to-turnover ratio... Averaged 1.4 steals per game, sixth in the CAA... Had a season-high 22 points with eight rebounds and nine assists in win vs. Boston University.

HIGH SCHOOL

Played a postgraduate season at DME Academy in Daytona Beach, Fla. after high school career at Holy Trinity... Averaged 14.3 points, 6.1 assists and 2.3 steals per game in his one season at DME... Shot 52 percent from the floor overall and 43 percent from long range... Handed out 10 or more assists on four occasions... Scored 20 or more points four times and had a season-high of 30 points... Graduated from Holy Trinity High School in Hicksville, N.Y... Was named the school's Most Outstanding Athlete... Was the Catholic High School Athletic Association Player of the Year... Named an all-state and an All-Long Island pick as a senior when he averaged 21.7 points per game.

PERSONAL

Son of Gloria and Maurice Wynter... Father, Maurice, played basketball at Nova University... Graduated with bachelor's degree in business administration from Drexel in May 2022.

2021-22 SEASON & CAREER BESTS*

	2021-22 Season	Career	Big Ten
Points	28, vs. Delaware, 3/6/22	31, 2x, last at FDU, 12/19/20	
Rebounds	10, vs. Col. of Charleston, 2/26/22	10, 3x, last vs. Col. of Charleston, 2/26/22	
Assists	9, at Northeastern, 1/15/22	14, vs. Bryant, 11/20/19	
Blocks	---	1, 6x, last vs. Quinnipiac, 12/2/20	
Steals	3, vs. Col. of Charleston, 2/26/22	5, vs. Delaware, 1/26/19	
Minutes	44, vs. Tulane, 11/22/21	44, vs. Tulane, 11/22/21	
FG Made	12, vs. Delaware, 3/6/22	13, vs. Princeton, 1/26/19	
FG Attempted	21, vs. Col. of Charleston, 2/26/22	21, 4x, last vs. Col. of Charleston, 2/26/22	
3-Point FG Made	4, vs. James Madison, 2/7/22	5, at FDU, 12/19/20	
3-Point FG Att.	8, vs. William & Mary, 1/22/22	8, 2x, last vs. William & Mary, 1/22/22	
FT Made	8, vs. William & Mary, 1/22/22	9, vs. Quinnipiac, 12/20/19	
FT Attempted	9, vs. James Madison, 2/7/22	13, vs. Quinnipiac, 12/20/19	

CAREER STATISTICS*

OVERALL	YEAR	GP-GS	MIN	AVG	— TOTAL —				— 3-POINT —				REBOUNDS				PTS	AVG			
					FG-FGA	PCT	FG-FGA	PCT	FT-FTA	PCT	OFF	DEF	TOT	AVG	PF-FO	A			TO	BLK	STL
	2018-19	32-30	1092	34.1	145-337	.430	22-66	.333	48-63	.762	30	117	147	4.6	78-3	174	77	2	44	360	11.3
	2019-20	33-33	1201	36.4	192-432	.444	44-124	.355	89-127	.701	18	103	121	3.7	63-0	168	116	3	54	517	15.7
	2020-21	20-20	720	36.0	123-268	.459	34-82	.415	43-52	.827	9	63	72	3.6	37-0	103	58	1	18	323	16.2
	2021-22	29-29	1008	34.8	177-408	.434	35-126	.278	68-79	.861	19	134	153	5.3	63-0	132	70	0	24	457	15.8
	Total	114-112	4021	35.3	637-1445	.441	135-398	.339	248-321	.773	76	417	493	4.3	241-3	577	321	6	140	1657	14.5

*at Drexel

12



EVAN MAHAFFEY

Height | Weight

6-6 | 200

Year

Freshman

Position

Guard/Forward

Hometown

Cincinnati,
Ohio

High School

Archbishop
Moeller

Major

Business

HIGH SCHOOL

Consensus three-star prospect according to 247Sports Composite Ranking, and considered the No. 3 prospect in the state of Ohio...Helped lead Archbishop Moeller team to 64-12 combined record over last three seasons, as well as a Greater Cincinnati League (GCL) Championship...Named a finalist for 2022 Ohio Mr. Basketball, GCL Conference Player of the Year, Ohio Player of the Year by Cincinnati.com and Division I first-team All-Ohio following senior season in which he averaged 15.7 points, 7.1 rebounds, 3.1 assists and 1.6 blocks per game while shooting 63.8 percent from the field...Named league's Defensive Player of the Year, first-team All-GCL, first-team All-District and first-team all-city following junior season...Honors Society student.

PERSONAL

Son of Jamie and Robyn Mahaffey...Has one older sister, Danielle, and one younger brother, Eric...Sister, Danielle, plays volleyball at Tennessee...Father, Jamie, played basketball at Miami (Ohio)...Intends to major in business at Penn State.

14



DEMETRIUS LILLEY

Height | Weight

6-10 | 260

Year

Freshman

Position

Forward

Hometown

Philadelphia,
Pennsylvania

High School

Lower Merion

Major

Undecided

HIGH SCHOOL

A consensus three-star recruit who is the No. 10 ranked prospect in the state of Pennsylvania per the 247Sports Composite...Lower Merion High School's all-time leading rebounder who led the Aces to back-to-back PIAA District 1 6A championships as a junior and senior... First Lower Merion player to average a double-double in three consecutive seasons since Kobe Bryant...Averaged 23 points per game in 2022 PIAA Class 6A Tournament and led Lower Merion to state semifinal game...Had monster double-double with 24 points and 18 rebounds in championship game to lead Aces to 2022 District 1 6A title...Named finalist for 2022 Pennsylvania Mr. Basketball following senior season, as well as first-team All-State 6A and Central League MVP...Averaged 22.2 points and 12.2 rebounds per game during junior season to become the first player at Lower Merion High School to average more than 20 points and 10 rebounds per game since Kobe Bryant did so in 1996...Named first-team All-Central League, first-team All-Main Line and 6A PIAA second team after stellar junior campaign.

PERSONAL

Son of Jarrad Gholston...Has two brothers, Jarrad and Jeremy, and one sister, Deja.

15



Height | Weight
6-4 | 186

Year
Senior

Position
Guard

Hometown
Sewickley,
Pennsylvania

High School
Quaker Valley

Last School
Dickinson

Major
Labor Human Resources

DAN CONLAN

AS A JUNIOR - 2021-22

Awards: Big Ten Distinguished Scholar...Academic All-Big Ten...NABC Honors Court.

Season: Joined Nittany Lions as a walk-on...Saw action in three games...Played a season-best three minutes in dominant victory over Minnesota (2/17).

BEFORE PENN STATE

Played one season at Dickinson College in 2019-20 before transferring to Penn State... Appeared in 21 games as a freshman at Dickinson, averaging 6.0 points and 1.9 rebounds per contest in 17.8 minutes per game.

HIGH SCHOOL

Was a two-time team captain of Quaker Valley High School who graduated as the fifth all-time leading scorer in school history with 1,252 career points...Led the Quakers to a pair of sectional championship and a 94-18 record throughout his career...Earned third-team all-state honors as a senior in addition to all-section honors in each of the final three years of his career.

PERSONAL

Son of Penn State alumni Shane and Caroline Conlan... Has three older siblings, Pat, Chris and Mary...Father, Shane Conlan, won two national championships as an All-American linebacker on the Penn State football team in 1982 and 1986 before going on to have an illustrious NFL career and being inducted into the College Football Hall of Fame in 2014...Majoring in labor human resources at Penn State.

2021-22 SEASON & CAREER BESTS*

	2021-22 Season	Career	Big Ten
Points	---	16, 2x, last at Wash. College, 2/22/20*	---
Rebounds	---	7, vs. Johns Hopkins, 1/9/20*	---
Assists	---	2, 3x, last at Swarthmore, 2/15/20*	---
Blocks	---	1, 7x, last at Gettysburg, 2/19/20*	---
Steals	---	2, vs Ursinus, 2/8/20*	---
Minutes	3, vs. Minnesota, 2/17/22	36, at Wash. College, 2/22/20*	3, vs. Minnesota, 2/17/22
FG Made	---	6, at Wash. College, 2/22/20*	---
FG Attempted	---	10, at Mt. Aloysius, 11/23/19*	---
3-Point FG Made	---	4, at Wash. College, 2/22/20*	---
3-Point FG Att.	---	7, at Wash. College, 2/22/20*	---
FT Made	---	5, at Swarthmore, 2/15/20*	---
FT Attempted	---	7, at Johns Hopkins, 1/9/20*	---

CAREER STATISTICS

OVERALL	-- TOTAL --					-- 3-POINT --			REBOUNDS											
YEAR	GP-GS	MIN	AVG	FG-FGA	PCT	FG-FGA	PCT	FT-FTA	PCT	OFF	DEF	TOT	AVG	PF-FO	A	TO	BLK	STL	PTS	AVG
2019-20*	21-4	376	17.9	40-107	.374	24-69	.348	21-37	.568	5	35	40	1.9	27-0	12	20	7	7	125	6.0
2021-22	3-0	4	1.3	0-0	.000	0-0	.000	0-0	.000	0	0	0	0.0	0-0	0	0	0	0	0	0.0
Total	24-4	381	15.9	40-107	.374	24-69	.348	21-37	.568	5	35	40	1.7	27-0	12	20	7	7	125	5.2

* at Dickinson College

22



JALEN PICKETT

CAREER NOTES

Finished senior season (2021-22) as one of just six active Division I players with 1,500 career points, 500 career rebounds and 500 career assists, and one of only two to reach all three marks in just four seasons...Wrapped up 2021-22 with 598 career assists, which ranks 18th amongst active Division I career leaders.

AS A SENIOR - 2021-22

Season: Transferred to Penn State after stellar three-year career at Siena and made immediate impact upon arrival, starting in all 31 games for the Nittany Lions...Led team in scoring (13.3 ppg), assists (135), steals (35) and minutes played (37.2 mpg)...Scored in double figures in 25 games with four 20-point efforts.

Rankings: Led the Big Ten with 37.2 minutes per game which also ranked 11th in all of Division I...Ranked second in the conference and 27th in the country with a 2.45 assist-to-turnover ratio

Youngstown State (11/10): Made Penn State debut and tallied nine points, five rebounds and two assists. **Cornell (11/22):** Had first double-digit scoring game in a Penn State uniform with 15 points and six assists. **vs. LSU (11/26):** Tallied 14 points, eight rebounds and three assists. **vs. Oregon State (11/27):** Registered 14 points, seven assists and four rebounds. **Ohio State (12/5):** Led the way for Penn State in the Big Ten opener with a season-best 23 points...Shot 53.3% (8-15) from the field and 100% (5-5) from the free throw line...Thirteen of his game-high 23 points came in the second half as Penn State mounted a comeback attempt. **Wagner (12/8):** Tied for the team lead with 16 points...Dished four assists, including the 500th of his career. **Indiana (1/2):** Tallied a team-best 15 points in the win. **at Northwestern (1/5):** Chipped in 18 points, six rebounds and four assists in comeback road victory. **No. 3 Purdue (1/8):** Registered first double-double in a Penn State uniform with team-best 21 points and season-high 10 assists. **Rutgers (1/11):** Scored 15 points in dominant victory. **Iowa (1/31):** Had 12 points, seven rebounds, two assists, two steals and a block in double-overtime win. **Minnesota (2/17):** Went off for 20 points on 9-of-14 shooting while adding four rebounds, three assists, two blocks and two steals. **at No. 20 Illinois (3/3):** Stuffed the stat sheet with 18 points, seven assists and five rebounds. **vs. Minnesota – Big Ten Tournament (3/9):** Scored a team-best 22 points and added seven rebounds and four assists. **vs. Ohio State – Big Ten Tournament (3/10):** Chipped in 16 points, eight rebounds and six assists in the postseason victory. **vs. No. 9 Purdue – Big Ten Tournament (3/11):** Had 16 points, six assists and four rebounds against the top-10 Boilermakers.

Height | Weight

6-4 | 209

Year

Senior+

Position

Guard

Hometown

Rochester, N.Y.

Last School

Siena

High School

SPIRE Instit. (Ohio)/
Aquinas Institute

Major

Broadcast
Journalism

JALEN PICKETT

BEFORE PENN STATE

Was a three-time first-team All-MAAC selection...Named 2019-20 MAAC Player of the Year and 2018-19 MAAC Rookie of the Year...Averaged 15.0 points per game in three seasons with 60 career double-digit scoring games...Compiled 1,139 career points with the Saints and reached the 1,000-point mark in just 65 games...Averaged 6.1 assists per game for second-highest individual career average in program history.

AS A JUNIOR - 2020-21 (SIENA)

Awards: Named to 2020-21 Lute Olson Award (top Division I player) and Lou Henson Award (top Division I mid-major player) Preseason Watch Lists.

Rankings: Considered top-100 Division I player (No. 61 by HoopChain and No. 99 by CBS Sports' Matt Norlander) entering season...Led MAAC in assists per game (4.8) for third-straight season...Paced league with 2.21 assist-to-turnover ratio...Averaged 1.14 blocked shots per game, the fifth-highest average for a guard in Division I.

Season: Played and started 14 games...Was second on team with average 36.0 minutes per game and 12.9 points per game...Dished off team-best 67 assists and led team with 16 blocks.

AS A SOPHOMORE - 2019-20 (SIENA)

Awards: Named MAAC Player of the Year, only the second sophomore in league history to win award (Lionel Simmons – La Salle: 1987-88)...Selected unanimously to All-MAAC first team...Named to Lou Henson All-America Team...Earned NABC District 1 honors and was USBWA All-District II selection...Became first Siena player in 55 years to be named an All-ECAC first-team honoree (Jack Mulvey: 1965)...Was three-team MAAC Player of the Week recipient.

Rankings: Ranked seventh nationally in assist-to-turnover ratio (3.30), 20th in assists, and 21st in average minutes (36.9)...Was fourth in MAAC in scoring, sixth in blocks, and seventh in 3-pointers (58).

Season: Became only player in last quarter century to average at least 15 points (15.1), six assists (6.0), one block (1.1) and one steal (1.0) per game, according to Heat Check CBB...Scored in double figures 25 times, including six 20-point performances...Posted four double-doubles...Averaged 7.7 assists while achieving 3.97 assist-to-turnover ratio over final 15 games of season...Scored both the second-most points (959) and dished out second-most assists by any Siena player by end of their sophomore season in program history (Marc Brown: 1987-89 – 979 points, 421 assists).

AS A FRESHMAN - 2018-19 (SIENA)

Awards: Named MAAC Rookie of the Year by unanimous selection...Earned a spot on MAAC All-Rookie Team...Earned first-team All-MAAC honors, only the second freshman in league history to do so...Named CBS Sports/USBWA National Freshman of the Week (2/19)...Garnered a league-record 11 MAAC Rookie of the Week honors, also tied for second most overall in NCAA Division I history (12 – Jared Sullinger: Ohio State – Big Ten, 2010-11)...Considered one of 30 Division I finalists nationally for 2019 Kyle Macy Award, which is presented annually to top freshman in college basketball...Become first freshman in program history to be selected to NABC District 1 first team...Selected to MAAC All-Tournament Team...Named ECAC Rookie of the Year and second-team All-ECAC...Named 2018-19 Siena College Male Student-Athlete and Rookie of the Year.

Rankings: Ranked ninth nationally and third amongst Division I freshmen in assists per game (6.7)...Stood 22nd nationally and fourth amongst Division I freshmen in assist-to-turnover ratio (2.76)...Was 35th nationally and fourth amongst Division I freshmen in steals per game (2.0)...Led MAAC in both assists and assist-to-turnover ratio...Was second in league in steals, fourth in blocks (0.9), and seventh in scoring average (15.8).

Season: Set Siena freshman records for both scoring (521) and steals (66)...Achieved fourth-highest single-season assist total in school history with 221...Scored in double figures 26 times, highlighted by eight 20-point performances...Recorded five double-doubles...Erupted for 46 points, the second-highest single-game total in program history, and 13 assists vs. Quinnipiac (2/17) to become just the second player nationally this century with 45-plus points and 10-plus assists in a game...Swiped seven steals vs. Colgate (11/24), the most by a Saint since Clarence Jackson also had seven (1/4/10).

HIGH SCHOOL

Matriculated to college following a postgraduate year at SPIRE Institute in Ohio...Averaged 14.0 points, 6.3 rebounds, 4.6 assists and 2.1 steals per game that year...Shot 38 percent from beyond the arc...Played senior season at Aquinas Institute...Averaged double-double with 20 points and 10 rebounds to lead team to Class AA Federation Final...Led Li'l Irish to NYSPHSAA Championship in 2016...Named NYSPHSAA Class AA MVP in 2016...Earned 2016 second-team all-state honors...Starred locally on AAU circuit, playing four years with Albany City Rocks...Led EYBL with a 139.6 offensive efficiency in final season.

PERSONAL

Son of Gwendolyn Pickett...Has one brother, Annon Bennett...Majoring in broadcast journalism.

JALEN PICKETT

2021-22 SEASON & CAREER BESTS

	2021-22 Season	Career	Big Ten
Points	23, vs. Ohio State, 12/5/21	46, vs. Quinnipiac (3ot), 2/17/19*	23, vs. Ohio State, 12/5/21
Rebounds	8, 3x, last vs. Ohio State, 3/10/22	14, vs. Monmouth, 1/4/21*	7, vs. Iowa, 1/31/22
Assists	10, vs. Purdue, 1/8/22	13, 2x, vs. Quinnipiac (3ot), 2/17/19*	10, vs. Purdue, 1/8/22
Blocks	3, 2x, last vs. Northwestern, 2/25/22	4, vs. Rider, 3/9/19*	3, 2x, last vs. NWestern, 2/25/22
Steals	4, at Maryland, 2/21/22	7, vs. Colgate, 11/24/18*	4, at Maryland, 2/21/22
Minutes	49, vs. Iowa, 1/31/22	55, at Yale (3ot), 11/20/19*	49, vs. Iowa, 1/31/22
FG Made	9, 3x, last vs. Minnesota, 3/9/22	14, vs. Quinnipiac (3ot), 2/17/19*	9, 2x, last vs. Minnesota, 2/17/22
FG Attempted	20, vs. Purdue, 1/8/22	26, vs. Quinnipiac (3ot), 2/17/19*	20, vs. Purdue, 1/8/22
3-Point FG Made	4, 3x, last at Indiana, 1/26/22	5, 3x, last vs. Canisius, 3/4/21*	4, at Indiana, 1/26/22
3-Point FG Att.	9, vs. Iowa, 1/31/22	11, 2x, last at Canisius, 1/17/20*	9, vs. Iowa, 1/31/22
FT Made	8, vs. Cornell, 11/22/21	14, vs. Quinnipiac (3ot), 2/17/19*	5, vs. Ohio State, 12/5/21
FT Attempted	11, vs. Cornell, 11/22/21	17, vs. Quinnipiac (3ot), 2/17/19*	5, vs. Ohio State, 12/5/21

CAREER STATISTICS

OVERALL		— TOTAL —				— 3-POINT —				REBOUNDS										
YEAR	GP-GS	MIN	AVG	FG-FGA	PCT	FG-FGA	PCT	FT-FTA	PCT	OFF	DEF	TOT	AVG	PF-FO	A	TO	BLK	STL	PTS	AVG
2018-19*	33-32	1225	37.1	184-422	.436	65-187	.348	88-118	.746	43	109	152	4.6	77-1	221	80	29	66	521	15.8
2019-20*	29-28	1071	36.9	169-369	.458	58-155	.374	42-61	.689	30	103	133	4.6	45-0	175	53	32	30	438	15.1
2020-21*	14-14	504	36.0	64-159	.403	28-78	.359	24-32	.750	15	73	88	6.3	20-0	67	34	16	12	180	12.9
2021-22	31-31	1154	37.2	161-383	.420	47-147	.320	44-60	.733	18	115	133	4.3	59-1	135	55	19	35	413	13.3
Total	107-105	3955	37.0	578-1333	.434	198-567	.349	198-271	.731	106	400	506	4.7	201-1	598	222	96	143	1552	14.5

BIG TEN STATISTICS		— TOTAL —				— 3-POINT —				REBOUNDS										
YEAR	GP-GS	MIN	AVG	FG-FGA	PCT	FG-FGA	PCT	FT-FTA	PCT	OFF	DEF	TOT	AVG	PF-FO	A	TO	BLK	STL	PTS	AVG
2021-22	20-20	753	37.7	113-271	.417	29-98	.296	21-29	.724	12	66	78	3.9	41-1	84	33	16	29	276	13.8
Total	20-20	753	37.7	113-271	.417	29-98	.296	21-29	.724	12	66	78	3.9	41-1	84	33	16	29	276	13.8

* at Siena

23



DALLION JOHNSON

AS A SOPHOMORE – 2021-22

Awards: Academic All-Big Ten.

Season: Played in 29 games, earning his way into the starting lineup for the final 14 games of the season...Averaged 3.7 points per game while shooting 36.5 percent (27-74) from 3-point range.

Youngstown State (11/10): Made a 3-pointer in season opener. **vs. Oregon State (11/27):** Drained a trio of 3-pointers for nine points. **at Northwestern (1/5):** Chipped in five points in comeback road victory. **at No. 16 Ohio State (1/16):** Tallied five points. **at No. 11 Wisconsin (2/5):** Scored six points and added four rebounds. **at Minnesota (2/12):** Pulled down a season-high five rebounds while adding three points. **No. 19 Michigan State (2/15):** Scored five points including two free throws in the final seconds to ice the win over the top-20 Spartans. **Minnesota (2/17):** Had eight points and a rebound in dominant victory. **Northwestern (2/25):** Went off for a career-best 15 points behind a 5-for-9 effort from downtown in Senior Night win. **at No. 20 Illinois (3/3):** Chipped in six points and four rebounds. **vs. No. 9 Purdue – Big Ten Tournament (3/11):** Tallied seven points and a rebound.

AS A FRESHMAN – 2020-21

Season: Appeared in eight games...Scored five points and grabbed three rebounds in 15 minutes of action.

Height | Weight

6-3 | 180

Year

Junior

Position

Guard

Hometown

Haverhill,
Massachusetts

High School

Phillips Academy

Major

Kinesiology

DALLION JOHNSON

HIGH SCHOOL

Was a four-year starter and letterwinner for coach Terrell Ivory, brother of Penn State basketball standout Titus Ivory, at Phillips Academy in Andover, Massachusetts...Served as Big Blue team captain for three years...Led Big Blue to the 2020 Class A semifinals...Selected as the 2020 Gatorade Boys Basketball Player of the Year for Massachusetts which recognizes athletic excellence, academic achievement, and exemplary character... Achieved several "firsts" for Phillips Academy with numerous multi-year accolades...Honored as a USA Today All-USA Team member...Named the boys basketball Player of the Year by the Eagle-Tribune in 2019 and again in 2020...Tabbed the 2019 Eagle-Tribune Player of the Year...Was a four-time Eagle-Tribune All-Star pick and only the 10th freshman to earn all-star accolades in the nearly 50 years the honors have been presented...Shared New England Preparatory Athletic Council (NEPSAC) Player of the Year honors in 2020...Earned All-NEPSAC accolades three times following honorable-mention nod as a freshman...Broke Phillips Academy career scoring record as a senior with 1,600 points...Reached 1,000 career points as a junior in 55 games played...Was area scoring leader in back-to-back seasons and averaged more than 20 points a game as a junior (20.2 ppg) and senior (22.2 ppg)...Pulled down 5.8 rebounds per game and had 3.1 assists per contest as a senior... Connected for area-best 3-point field goal totals twice with 74 in 2020 and 85 in 2019...Had second-highest total for 3-point field goals with 73 as a sophomore during season that saw him score 17.3 points per contest...Started as a freshman and scored 12.1 points per game with 49 treys...Selected as the 2020 MaxPreps.com Massachusetts Player of the Year.

Evaluated in winter 2020 as the No. 1 player in Massachusetts and No. 7 prospect in New England according to New England Recruiting Report...Rated as a three-star prospect by Rivals and 247sports.com...Part of the AAU MASS Rivals team that advanced to the Elite 8 at the summer championships in 2018 and final four of the national Adidas Gauntlet tournaments twice...Maintained a 3.0 grade-point average throughout high school career with a schedule that included Advanced Placement math classes.

PERSONAL

Son of Wallace and Cyndi Johnson...Has two brothers, older brother, Tyson, and younger brother, Kingston...Father, Wallace, played football at Springfield College...Has volunteered in his hometown as part of multiple fundraising campaigns to benefit health and social causes...Donated his time as a youth mentor and basketball coach...Served as a mentor through the Brotherhood, the AMP program, and served underprivileged communities through activities inspired by Phillips Academy's "Not for Self" motto...Majoring in kinesiology.

2021-22 SEASON & CAREER BESTS

	2021-22 Season	Career	Big Ten
Points	15, vs. Northwestern, 2/25/22	15, vs. Northwestern, 2/25/22	15, vs. Northwestern, 2/25/22
Rebounds	5, at Minnesota, 2/12/22	5, at Minnesota, 2/12/22	5, at Minnesota, 2/12/22
Assists	2, 2x, last vs. Nebraska, 2/27/22	2, 2x, last vs. Nebraska, 2/27/22	2, 2x, last vs. Nebraska, 2/27/22
Blocks	---	1, VMI, 11/28/20	---
Steals	1, 4x, last vs. Nebraska, 2/27/22	1, 4x, last vs. Nebraska, 2/27/22	1, 4x, last vs. Nebraska, 2/27/22
Minutes	32, at Minnesota, 2/12/22	32, at Minnesota, 2/12/22	32, at Minnesota, 2/12/22
FG Made	5, vs. Northwestern, 2/25/22	5, vs. Northwestern, 2/25/22	5, vs. Northwestern, 2/25/22
FG Attempted	10, 2x, last vs. Purdue, 3/11/22	10, 2x, last vs. Purdue, 3/11/22	10, vs. Nebraska, 2/27/22
3-Point FG Made	5, vs. Northwestern, 2/25/22	5, vs. Northwestern, 2/25/22	5, vs. Northwestern, 2/25/22
3-Point FG Att.	9, vs. Northwestern, 2/25/22	9, vs. Northwestern, 2/25/22	9, vs. Northwestern, 2/25/22
FT Made	3, 3x, last vs. Minnesota, 2/17/22	3, 3x, last vs. Minnesota, 2/17/22	3, 3x, last vs. Minnesota, 2/17/22
FT Attempted	3, 3x, last vs. Minnesota, 2/17/22	3, 3x, last vs. Minnesota, 2/17/22	3, 3x, last vs. Minnesota, 2/17/22

CAREER STATISTICS

OVERALL YEAR	GP-GS		-- TOTAL --				-- 3-POINT --				REBOUNDS				PF-FO				A TO BLK STL				PTS		AVG
	GP	GS	MIN	AVG	FG-FGA	PCT	FG-FGA	PCT	FT-FTA	PCT	OFF	DEF	TOT	AVG	PF	FO	A	TO	BLK	STL	PTS	AVG			
2020-21	8-0	15	1.9	2-7	.286	1-6	.167	0-0	.000	1	2	3	0.4	1-0	1	0	0	0	0	5	0.6				
2021-22	29-14	423	14.6	36-104	.346	27-74	.365	7-8	.875	3	31	34	1.2	22-0	10	12	0	4	106	3.7					
Total	37-14	438	11.8	38-111	.342	28-80	.350	7-8	.875	4	33	37	1.0	23-0	11	12	0	4	111	3.0					

BIG TEN STATISTICS YEAR	GP-GS		-- TOTAL --				-- 3-POINT --				REBOUNDS				PF-FO				A TO BLK STL				PTS		AVG
	GP	GS	MIN	AVG	FG-FGA	PCT	FG-FGA	PCT	FT-FTA	PCT	OFF	DEF	TOT	AVG	PF	FO	A	TO	BLK	STL	PTS	AVG			
2020-21	5-0	11	2.2	1-5	.200	0-4	.000	0-0	.000	1	0	1	0.2	0-0	1	0	0	0	0	2	0.4				
2021-22	19-11	307	16.2	26-68	.382	21-51	.412	7-8	.875	1	24	25	1.3	12-0	8	9	0	4	80	4.2					
Total	24-11	317	13.2	27-73	.370	21-55	.382	7-8	.875	2	24	26	1.1	12-0	9	9	0	4	82	3.4					

24

MICHAEL HENN



Height | Weight

6-8 | 244

Year

Senior+

Position

Forward

Hometown

Bellevue, Wash.

Last School

Denver

High School

Bellevue

Major

Graduate Certificate:

Business

Sustainability

Strategy

Undergraduate

Degree -

Entrepreneurship

(Cal Baptist)

BEFORE PENN STATE

Comes to Penn State to utilize extra year of eligibility granted by NCAA due to COVID-19 pandemic...Made stops at four different colleges prior to using final year of eligibility at Penn State...Has played in 117 collegiate games and owns 777 career points and 397 career rebounds.

2021-22 (DENVER)

Season: Appeared in all 32 games while making 27 starts...Averaged 8.8 points, 4.6 rebounds and 1.8 assists in 25.2 minutes per game...Shot 46.8 percent from the field, 38.0 percent from three-point range and 73.6 percent from the free throw line...Scored a season-high 21 points in a win against IUPUI on Nov. 15...Had a double-double with 13 points and 12 rebounds against Omaha on Jan. 22...Tallied 16 double-digit scoring games and drilled at least three 3-pointers in six games.

2020-21 (PORTLAND)

Season: Started in 20 of 21 games, averaging 7.8 points and 3.5 rebounds per contest...Shot a career-best 39.7 percent from 3-point range.

2019-20 (CAL BAPTIST)

Missed season due to injury.

2018-19 (CAL BAPTIST)

Awards: Academic All-WAC

Season: Played in 30 games and made 24 starts, while averaging 6.4 points and 4.1 rebounds per game... Also made 28 3-pointers and shot 70 percent from the foul line... Recorded double figures in seven games including season highs of 15 points in three games...Twice grabbed nine rebounds in a game.

2017-18 (CAL BAPTIST)

Season: Redshirted the 2017-18 season after transferring from UC Davis.

2016-2017 (UC DAVIS)

Season: Helped the Aggies to 23 wins, the Big West Conference title and a trip to the NCAA Tournament for the first time in program history in 2017...Averaged 4.2 points and 1.5 rebounds in 13.1 minutes per game as a true freshman.

MICHAEL HENN

HIGH SCHOOL

A three-year standout player at Bellevue High School... Garnered All-KingCo honors each season, including league MVP recognition as a senior after averaging 20 points, 10 rebounds and five assists per game...Led Bellevue to three-straight KingCo League titles...Earned Seattle Times All-Area and All-WIAA State Tournament first-team honors in 2016.

PERSONAL

Son of Suzanne and David Henn...Earned bachelor's degree in entrepreneurship with a minor in real estate from Cal Baptist.

2021-22 SEASON & CAREER BESTS

	2021-22 Season	Career	Big Ten
Points.....	21, vs. IUPUI, 11/15/21	21, 2x, last vs. IUPUI, 11/15/21	
Rebounds.....	12, vs. Omaha, 1/22/22	12, vs. Omaha, 1/22/22	
Assists.....	6, vs. Omaha, 1/22/22	6, vs. Omaha, 1/22/22	
Blocks.....	2, vs. IUPUI, 11/15/21	2, vs. IUPUI, 11/15/21	
Steals.....	1, vs. Kansas City, 1/27/22	2, at. Pepperdine, 1/16/21	
Minutes.....	36, at Air Force, 11/24/21	36, 2x, last at Air Force, 11/24/21	
FG Made.....	6, vs. Omaha, 1/22/22	6, 4x, last vs. Omaha, 1/22/22	
FG Attempted.....	13, at New Mexico, 12/9/21	13, at New Mexico, 12/9/21	
3-Point FG Made.....	4, vs. IUPUI, 11/15/21	4, vs. IUPUI, 11/15/21	
3-Point FG Att.....	7, at Oral Roberts, 12/30/21	7, 3x, last at Oral Roberts, 12/30/21	
FT Made.....	5, at Wyoming, 12/2/21	7, 2x, last vs. Pacific, 2/20/21	
FT Attempted.....	6, at Wyoming, 12/2/21	10, vs. College of Idaho, 12/15/20	

CAREER STATISTICS

OVERALL	— TOTAL —				— 3-POINT —				REBOUNDS											
YEAR	GP-GS	MIN	AVG	FG-FGA	PCT	FG-FGA	PCT	FT-FTA	PCT	OFF	DEF	TOT	AVG	PF-FO	A	TO	BLK	STL	PTS	AVG
2016-17	34-0	447	13.1	53-126	.421	14-36	.389	21-38	.553	17	37	54	1.6	71-2	22	40	3	8	141	4.2
2018-19	30-24	685	22.8	69-168	.411	28-97	.289	26-37	.703	29	94	123	4.1	85-4	26	25	4	6	192	6.4
2020-21	21-20	529	25.3	52-118	.441	27-68	.397	33-42	.786	15	58	73	3.5	54-1	24	32	3	9	164	7.8
2021-22	32-27	809	25.2	103-220	.468	35-92	.380	39-53	.736	35	112	147	4.6	81-4	58	46	4	10	280	8.8
Total	117-71	2471	21.1	277-632	.438	104-293	.355	119-170	.700	96	301	397	3.4	291-11	130	143	14	33	777	6.6

2016-17 - UC Davis
 2018-19 - Cal Baptist
 2020-21 - Portland
 2021-22 - Denver

33

ANDY CHRISTOS



Height | Weight

6-5 | 186

Year

Junior

Position

Guard

Hometown

Madison,
New Jersey

High School

Vermont Academy/
Madison

Major

Management

AS A SOPHOMORE - 2021-22

Awards: Academic All-Big Ten.

Season: Saw action in four games...Pulled down first collegiate rebound in dominant win over Minnesota (2/17)...Played season-high three minutes against Minnesota (2/17) and Nebraska (2/27).

AS A FRESHMAN - 2020-21

Season: Joined Nittany Lions as a walk-on for his first season...Did not see action.

BEFORE PENN STATE

Was a four-year basketball letterwinner at Madison High School for coach Joe Reel...Led Dodgers to a 19-8 record and conference title as a senior...Served as team captain as a junior and senior...Finished his career as second all-time leading scorer in Madison history with 1,425 points...Named to the All-Morris County first team as a senior after averaging a double-double with 19 points and 10 rebounds per game...Was MVP of county all-star game...Scored 547 points as a junior for 21 ppg to earn second-team all-county honors...Had more than 500 career rebounds...Recognized as high school team MVP as a junior and senior...Lettered in lacrosse as a defenseman, winning a state championship as a sophomore...Played for Sports U on the Under Armour Circuit...Attended Vermont Academy for a post-graduate year and played basketball for coach Alex Popp...Was ranked by NJ.com as one of the state's top senior basketball prospects...Was a member of the Madison High School academic honor roll all four years.

PERSONAL

Son of Kimberly and Andrew Christos...Both parents were collegiate student-athletes...Father, Andrew Sr., was a member of the 1991 Hobart College lacrosse national championship team and played soccer for the Statesmen...Mother, Kim, was a member of William & Mary's 1992 Colonial Athletic Association title team and captain of 1993 squad...Has three sisters, Kate, Mae and Georgia...Majoring in management.

2021-22 SEASON & CAREER BESTS

	2021-22 Season	Career	Big Ten
Points	---	---	---
Rebounds	1, vs. Minnesota, 2/17/22	1, vs. Minnesota, 2/17/22	1, vs. Minnesota, 2/17/22
Assists	---	---	---
Blocks	---	---	---
Steals	---	---	---
Minutes	3, vs. Nebraska, 2/27/22	3, vs. Nebraska, 2/27/22	3, vs. Nebraska, 2/27/22
FG Made	---	---	---
FG Attempted	1, vs. Wagner, 12/8/21	1, vs. Wagner, 12/8/21	---
3-Point FG Made	---	---	---
3-Point FG Att.	1, vs. Wagner, 12/8/21	1, vs. Wagner, 12/8/21	---
FT Made	---	---	---
FT Attempted	---	---	---

CAREER STATISTICS

OVERALL	-- TOTAL --					-- 3-POINT --			REBOUNDS											
YEAR	GP-GS	MIN	AVG	FG-FGA	PCT	FG-FGA	PCT	FT-FTA	PCT	OFF	DEF	TOT	AVG	PF-FO	A	TO	BLK	STL	PTS	AVG
2021-22	4-0	9	2.3	0-1	.000	0-0	.000	0-0	.000	0	1	1	0.3	1-0	0	0	0	0	0	0.0
Total	4-0	9	2.3	0-1	.000	0-1	.000	0-0	.000	0	1	1	0.3	1-0	0	0	0	0	0	0.0

35

ISHAAN JAGIASI



Height | Weight

6-1 | 197

Year

Senior

Position

Guard

Hometown

Wilmington, Del.

High School

Huntington Prep (W. Va.)

Major

Economics

AS A JUNIOR - 2021-22

Awards: NABC Honors Court.

Season: Joined Nittany Lions as a walk-on in the 2021-22 season...Saw action in two games...Played a season-high two minutes against Minnesota (2/17).

BEFORE PENN STATE

Played high school basketball at West Virginia powerhouse Huntington Prep, a school that produced NBA players Miles Bridges, Andrew Wiggins and Thomas Bryant...Played in multiple games for his two years with Huntington Prep, as the Fighting Irish earned the top team ranking in West Virginia, appeared in the national top 25, and finished 21-5 his senior year...Graduated with high honors and a 3.9 GPA.

PERSONAL

Son of Anil and Juhi Jagiasi...Of Indian descent, he is the first member of his family born in America...Majoring in economics at Penn State.

2021-22 SEASON & CAREER BESTS

	2021-22 Season	Career	Big Ten
Points.....	---	---	---
Rebounds.....	---	---	---
Assists.....	---	---	---
Blocks.....	---	---	---
Steals.....	---	---	---
Minutes.....	2, vs. Minnesota, 2/17/22	2, vs. Minnesota, 2/17/22	2, vs. Minnesota, 2/17/22
FG Made.....	---	---	---
FG Attempted.....	---	---	---
3-Point FG Made.....	---	---	---
3-Point FG Att.....	---	---	---
FT Made.....	---	---	---
FT Attempted.....	---	---	---

CAREER STATISTICS

OVERALL YEAR	GP-GS	MIN	AVG	-- TOTAL --		-- 3-POINT --		REBOUNDS												
				FG-FGA	PCT	FG-FGA	PCT	FT-FTA	PCT	OFF	DEF	TOT	AVG	PF-FO	A	TO	BLK	STL	PTS	AVG
2021-22	2-0	2	1.1	0-0	.000	0-0	.000	0-0	.000	0	0	0	0.0	0-0	0	0	0	0	0	0.0
Total	2-0	2	1.1	0-0	.000	0-0	.000	0-0	.000	0	0	0	0.0	0-0	0	0	0	0	0	0.0

MITTANY LION STAFF



Alma Mater

Hanover College '99 (B.A.)
Indiana State '03 (M.S.)

Season

Second

Hometown

Indianapolis, Indiana

Family

Wife: Molly

Sons:

Braeden & Nicholas

Daughters:

Caitlin & Grace

Prominent Players Coached

Jaylen Brown - Boston Celtics
Jayson Tatum - Boston Celtics
Isaiah Thomas - Boston Celtics
Al Horford - Boston Celtics
Kyrie Irving - Boston Celtics
Marcus Smart - Boston Celtics
Rajon Rondo - Boston Celtics
Gordon Hayward - Butler,
Charlotte Hornets, 2010 NBA
Draft Pick
Shelvin Mack - Butler, 2011 NBA
Draft Pick
Robbie Hummel - Purdue, 2012
NBA Draft Pick

MICAH SHREWSBERRY

PETER AND ANN TOMBROS ENDOWED MEN'S BASKETBALL HEAD COACH

Micah Shrewsberry was announced as the 14th men's basketball head coach in Penn State history on March 15, 2021, and enters his second season in Happy Valley in 2022-23. Shrewsberry came to Penn State with a wealth of experience and success at both the collegiate and NBA levels, having coached in six NCAA Tournaments, two NCAA Final Fours, five NBA Playoffs, and two NBA Conference Finals.

Shrewsberry immediately put his stamp on the Nittany Lion program during his first season at the helm. He engineered the Big Ten's best scoring defense in 2021-22 and guided the Nittany Lions to their best defensive season (65.0 points allowed per game) in 11 years. The Nittany Lions advanced to the quarterfinal round of the Big Ten Tournament after winning two postseason games, making Shrewsberry one of just two first-year Big Ten coaches since 2008 to win two Big Ten Tournament games. The regular season saw Penn State earn a number of statement wins, including victories over 19th-ranked Michigan State, Big Ten Tournament champion Iowa, and NCAA Tournament participants Indiana and Rutgers.

Shrewsberry's efforts on the recruiting trail were felt immediately as he and the Penn State staff signed the highest-ranked recruiting class in Penn State men's basketball history in November 2021, less than eight months into his tenure in Happy Valley. The 2022 signing class ranks as a consensus top-30 class in the nation by all major recruiting services.

Prior to Penn State, Shrewsberry spent the previous two seasons with Big Ten foe Purdue as the associate head coach. As the offensive coordinator, Shrewsberry helped lead the Boilermakers to a fourth-place finish with a 13-6 Big Ten record in 2020-21. Purdue finished with an 18-9 overall mark and earned an NCAA Tournament berth in 2021. Trevion Williams claimed first-team All-Big Ten honors, while Zach Edey and Jaden Ivey were All-Freshman Team selections.

Before his time at Purdue, Shrewsberry spent six seasons (2013-19) with the NBA's Boston Celtics as an assistant coach. During his tenure, the Celtics reached the playoffs in five consecutive seasons, including back-to-back appearances in the Eastern Conference Finals in 2017 and 2018. Under Shrewsberry, Boston ranked sixth in the NBA in 3-pointers made and seventh in 3-point field goal percentage in the 2018-19 season and was second in 3-point field goal percentage in 2017-18, behind the NBA champion Golden State Warriors.

Shrewsberry played a key role in the development of current NBA stars Jaylen Brown and Jayson Tatum, who were the No. 3 picks in the 2016 and 2017 NBA Drafts, respectively. Tatum was an NBA All-Rookie Team first-team selection, while Brown earned second-team All-Rookie honors. Shrewsberry was also an assistant coach in the 2017 NBA All-Star Game.

HEAD COACH MICAH SHREWSBERRY

Shrewsberry's first stint as an assistant coach at Purdue spanned the 2011-12 and 2012-13 seasons where he helped the Boilers reach the second round of the NCAA Tournament. He played an integral role in helping Purdue's offense lead the country in fewest turnovers per game with 8.74 in 2011-12. Under Shrewsberry, Terone Johnson was one of the most improved players in the Big Ten in 2011-12, improving his field goal percentage by nearly 13 percent and upping his scoring average by more than five points per game from his freshman to sophomore year.

The Indianapolis native spent four seasons at Butler University under head coach Brad Stevens. He started his time with the Bulldogs as the coordinator of basketball operations before serving as an assistant coach for three seasons. With Shrewsberry on the bench, the Bulldogs compiled an 87-21 record, won two Horizon League regular-season championships and two Horizon League Tournament titles, and made three NCAA Tournament appearances.

During Shrewsberry's time at Butler, the Bulldogs reached the 2010 and 2011 National Championship games. He aided in the development of Gordon Hayward, who was the 2009 Horizon League Newcomer of the Year, 2010 Horizon League Player of the Year in 2010 and on the Final Four All-Tournament Team in 2010. Hayward was selected as the ninth overall pick in the 2010 NBA Draft by the Utah Jazz.

Shrewsberry was the head coach at Indiana University-South Bend from 2005-07. He served as the Chicagoland Collegiate Athletic Conference (CCAC) Division I Men's Basketball Chair in 2006-07. In his second season at the helm, the Titans showed a nine-game improvement from his inaugural season.

He was also the director of basketball operations at Marshall University (2003-05) and an assistant coach at DePauw University (2001-03) and Wabash College (2000-01). At DePauw, Shrewsberry led the Tigers to a 42-12 record with a pair of conference championships. Shrewsberry started his coaching career as a graduate assistant at the University of Indianapolis in 1999-2000.

As player, Shrewsberry was a three-year starting guard and team tri-captain at Hanover College. He led the Heartland Collegiate Athletic Conference in free throw shooting (.833) and assists (4.4) in 1998-99.

Shrewsberry earned his bachelor's degree in physical education from Hanover College in 1999 and a master's degree in sports management from Indiana State in 2003. He and his wife, Molly, have four children, Braeden, Nicholas, Caitlin and Grace.

Coaching Experience

1999-2000

University of Indianapolis
Graduate Assistant Coach

2001

Wabash
Assistant Coach

2001-03

DePauw
Assistant Coach

2003-05

Marshall
Director of Operations

2005-07

IU-South Bend
Head Coach

2007-08

Butler
Coordinator of Operations

2008-11

Butler
Assistant Coach

2011-13

Purdue
Assistant Coach

2013-19

Boston Celtics
Assistant Coach

2019-21

Purdue
Associate Head Coach

2021-present

Penn State Head Coach

Playing Experience

1996-99

Hanover College

HEAD COACHING HISTORY

IU-SOUTH BEND (NAIA)

Year	Record	Pct.	Conf.	Pct.	Finish	Postseason
2005-06	3-28	.097	1-11	.083		
2006-07	12-20	.375	4-6	.400		
2-year totals	15-48	.238	5-17	.227		

PENN STATE

Year	Record	Pct.	Conf.	Pct.	Finish	Postseason
2021-22	14-17	.452	7-13	.350	T-10th	
1-year total	14-17	.452	7-13	.350		

OVERALL TOTALS

3 Years	29-65	.309	12-30	.286		
---------	-------	------	-------	------	--	--



ADAM FISHER

ASSOCIATE HEAD COACH

Associate Head Coach Adam Fisher, a 2006 Penn State alumnus, returned to Happy Valley in March 2021 after six seasons as an assistant coach at the University of Miami and eight years overall with the Hurricane program. His résumé includes previous experience at Villanova, Boston University and Penn State.

Fisher played a key role in Penn State's first-year success under Shrewsbury in 2021-22, helping guide the Nittany Lions to a number of statement wins and a thrilling postseason run in the Big Ten Tournament. Penn State owned the best scoring defense in the Big Ten, as the Nittany Lions allowed just 65.0 points per game – Penn State's best defensive mark in 11 years.

Fisher, a Jamison, Pennsylvania native, was integral in signing the highest-ranked recruiting class in Penn State men's basketball history in November 2021, less than eight months into Shrewsbury's tenure in Happy Valley. The 2022 signing class ranks as a consensus top-30 class in the nation by all major recruiting services.

Fisher was also invited to participate in TopConnect 2021, the national networking program for the nation's top assistant coaches.

Prior to his return to Penn State, Fisher was key to one of the most successful spans in Miami basketball history. The Hurricanes recorded four-straight 20-win seasons and four-straight postseason appearances from 2014-15 through 2017-18 with NBA Draft selections in three consecutive years and numerous All-Atlantic Coast Conference (ACC) accolades during Fisher's tenure.

The four consecutive postseason berths included Miami's trip to the NCAA Sweet 16 in 2015-16, a season that witnessed victories over five ranked teams and 13 conference wins to tie for second in the ACC. The 2016-17 and 2017-18 seasons added to the Hurricanes' successful run with NCAA Tournament appearances, a 10-0 mark to start the 2017-18 season and then a top-three finish in the 2018 ACC standings.

Fisher was part of a Miami coaching staff that was one of only two ACC programs (Duke) to produce NBA Draft picks in consecutive years in 2017, 2018 and 2019. Two Hurricanes, Lonnie Walker IV, a first-round selection, and Bruce Brown Jr., a second-round pick, heard their names called in 2018. Dewan Hernandez was a 2019 NBA draftee.

Those results followed the Hurricanes' efforts in bringing in top-15 recruiting classes in back-to-back seasons in 2016-17 and 2017-18. Walker was one of three ESPN Top 100 players to ink with Miami in 2017-18. Walker IV (ESPN No. 13), a McDonald's All-American and Jordan Brand Classic All-America guard, joined guard Chris Lykes (No. 48), forward Deng Gak (No. 94) and New Zealander Sam Waardenburg in the class, ranked top 10 by 247Sports, ESPN and Scout.

In 2016-17, the staff signed High School All-Americans Hernandez (McDonald's), Brown Jr. (Jordan Brand Classic), Australian standout Dejan Vasiljevic and Rodney Miller Jr. from national powerhouse Oak Hill Academy (Va.). Both Hernandez and Brown were consensus five-star, top-30 recruits.

Alma Mater

Penn State '06

Season

Second

Hometown

Jamison, Pennsylvania

Family

Wife: Rebecca

Daughter: Alivia

ASSOCIATE HEAD COACH ADAM FISHER

During Fisher's time in Coral Gables, the Hurricanes earned 20 all-conference laurels, including honors for sophomore guard Isaiah Wong as a member of the 2020-21 All-ACC third team and 2021 ACC All-Tournament Team. Davon Reed, earned third-team All-ACC and All-Defensive Team accolades, and was recognized for excellence on and off the court as the winner of the 2017 Skip Prosser Award. The Prosser Award is presented annually to the top scholar-athlete in ACC men's basketball. Reed went on to be selected 32nd overall in the 2017 NBA Draft by the Phoenix Suns.

Other highlights included the Hurricanes' appearances in the Associated Press and USA Today Coaches polls with rankings in the top 10 and among the top 25, sell-out crowds at the Watsco Center, and the second triple-double in program history by Brown Jr. (11 points, 11 rebounds, 10 assists).

Miami's 22 wins during the 2017-18 season included 11 conference victories and a third-place finish in ACC play. In 2016-17, Miami defeated three ranked teams, downing No. 9/6 North Carolina and No. 10/11 Duke in Coral Gables, as well as No. 18/19 Virginia on the road.

Miami recorded 27 overall wins in 2015-16, its second-highest total in school history. Fisher and the basketball staff celebrated 2016 ACC Coach of the Year Jim Larrañaga as the Hurricanes ended the 2015-16 season ranked No. 10 by the Associated Press and No. 8 in the USA Today Coaches Poll after a school-record 18-straight weeks in the top 25 and 14 weeks in the top 15. The win total included five over ranked teams: No. 3 Virginia, No. 11 Louisville, No. 16 Utah, No. 22/20 Butler and No. 24/20 Duke

The Canes posted, at the time, the second-most wins in program history with 25 in 2014-15. The win column included an impressive 16-point victory over fourth-ranked and eventual national champion Duke at Cameron Indoor Stadium as Miami was the only team to defeat the Blue Devils at home that year. Miami also defeated both No. 8/7 Florida and Syracuse on their home courts, two of Canes' 10 regular-season wins away from home. Postseason play added to the win total as Miami advanced to the NIT Championship game in Madison Square Garden.

Fisher joined the Hurricane program after gaining experience on the basketball staffs at Boston University and Penn State. As the director of basketball operations for Boston University for the 2009-10 and 2010-11 seasons, he helped the Terriers to back-to-back 21-win seasons and postseason appearances. BU won the 2011 America East Conference Championship and advanced to its first NCAA Tournament berth nearly a decade. The previous year, the Terriers reached the semifinals of the 2010 CBI Tournament.

In 2011, Fisher returned to his alma mater as the Nittany Lions' video coordinator and was promoted to the director of player development position in 2012.

Fisher earned his master's degree in education leadership in 2009 while working as a graduate manager for Villanova under Jay Wright from 2007-09. During that time, the Wildcats reached the Sweet 16 in 2008 and won the East Regional in 2009 to advance to the Final Four with a then-school-record 30 wins.

Fisher graduated from Penn State with a bachelor's degree in kinesiology in 2006. While there, he worked for three seasons as head student manager and one season as a graduate manager. Fisher assisted with player workouts, handled administrative duties and helped with team travel.

Fisher and his wife, Rebecca, have a daughter, Alivia.

Coaching Experience

2003-06

Penn State

Head Student Manager

2007-09

Villanova

Graduate Manager

2009-11

Boston University

Director of Operations

2011-12

Penn State

Video Coordinator

2012-13

Penn State

Director of Player

Development

2013-15

Miami (Fla.)

Director of Operations

2015-21

Miami (Fla.)

Assistant Coach

2021-present

Penn State

Associate Head Coach

NIITTANY LION STAFF



AKI COLLINS

ASSISTANT COACH

David "Aki" Collins (pronounced AH-kee), who is set to begin his second season in Happy Valley in 2022-23, brings more than 20 years of coaching experience and a reputation as top recruiter to Penn State.

Collins was instrumental in Penn State's first-year success under Shrewsberry in 2021-22, helping guide the Nittany Lions to a number of statement wins and a thrilling postseason run in the Big Ten Tournament. Penn State owned the best scoring defense in the Big Ten, as the Nittany Lions allowed just 65.0 points per game — Penn State's best defensive mark in 11 years. Collins was key in signing the highest-ranked recruiting class in Penn State men's basketball history in November 2021, less than eight months into Shrewsberry's tenure in Happy Valley. The 2022 signing class ranks as a consensus top-30 class in the nation by all major recruiting services.

The Shrewsberry-Collins connection dates back to 2003 when the two worked together at Marshall. Collins' tenure as an assistant coach and recruiting coordinator for the Thundering Herd overlapped for two years with Shrewsberry's role as Marshall's director of operations.

After five seasons with the NBA's Oklahoma City Thunder as an amateur scout, Collins returned to the college environment for 2020-21 as the director of basketball operations at New Mexico before moving back to the bench for the Nittany Lions.

With the Oklahoma City Thunder organization from 2015-20, Collins was an amateur evaluation scout with responsibilities for identification and intelligence for his final three seasons. His first two seasons as an amateur scout included evaluation of collegiate and NBA players in the southeast region of the United States, as well as professional international prospects.

Three seasons at Memphis (2012-15) and four at Marquette (2008-12) as an assistant coach primed Collins for his opportunity to evaluate talent in the NBA.

The impact of Collins' coaching and recruiting expertise during his time at Memphis helped the Tigers to a 31-5 record and a perfect 16-0 mark as Conference USA's regular-season and tournament champions in 2012-13. The following year, the Tigers defeated five Top 25 teams en route to 24 total victories on the season. For the second-straight year, Memphis picked up a win in the NCAA Tournament. Collins was a key part in the Tigers' recruiting process that reeled in a consensus top-five ranked class in 2013. ESPN.com listed Memphis with the second-best class in the nation that year with Rivals.com and Scout giving it a No. 3 ranking.

Building his reputation as an elite-level recruiter and on-court tactician, Collins was a top target in 2008 for then-Marquette coach Buzz Williams. Collins' efforts at Marquette under Williams were instrumental to the program's success both on the court and in recruiting talent. The Golden Eagles recorded four-straight 20-win seasons and made four trips to the NCAA Tournament from 2008-12, including back-to-back Sweet 16 appearances in 2010-11 and 2011-12. The 27 victories in 2011-12 tied the program's second-highest win total and a 14-4 Big East record gave the Golden Eagles a second-place finish in the league, their highest finish in program history. Marquette signed numerous ESPN top 100 prospects during Collins' stint in Milwaukee and the 2008-09 class earned top-20 recognition from ESPN (No. 14), Rivals (No. 17) and Scout.com (No. 18). Collins and the Golden Eagles' staff brought in another powerhouse class in 2009-10 with top-25 plaudits from Rivals (No. 13), ESPN (No. 18) and Scout.com (No. 25).

Collins started his full-time coaching career at Colorado in 1997, helping the Buffaloes to back-to-back National Invitation Tournament (NIT) bids in 1999 and 2000. He spent three seasons at Howard University (2000-03) as an assistant coach, tutoring a Mid-Eastern Athletic Conference (MEAC) Player of the Year, and two MEAC Player of the Year candidates, before joining Marshall in the same role from 2003-06. His résumé also includes two years at Fairfield as an assistant coach.

Collins earned his bachelor's degree in communications from Clark Atlanta University in 1997 and worked with the basketball team as the head student manager after an injury sidelined his collegiate playing career. The Brooklyn, New York product is currently pursuing a master's degree in athletic leadership from Rider University.

Alma Mater

Clark Atlanta University '97

Season

Second

Hometown

Brooklyn, New York

Family

Wife: Ina

Sons: Jeremiah, DJ and Michael

Experience

1997-2000

Colorado

Assistant Coach

2000-03

Howard

Assistant Coach

2003-06

Marshall

Assistant Coach

2006-08

Fairfield

Assistant Coach

2008-12

Marquette

Assistant Coach

2012-15

Memphis

Assistant Coach

2015-20

Oklahoma City Thunder
Amateur Evaluation Scout

2020-21

New Mexico
Director of Operations

2021-present

Penn State



MIKE FARRELLY

ASSISTANT COACH

Mike Farrelly (pronounced FAIR-uh-lee) is set to begin his second season on the sidelines in 2022-23.

Farrelly was instrumental in Penn State's first-year success under head coach Micah Shrewsbury in 2021-22, helping guide the Nittany Lions to a number of statement wins and a thrilling postseason run in the Big Ten Tournament. He helped engineer the best scoring defense in the Big Ten, as the Nittany Lions allowed just 65.0 points per game – Penn State's best defensive mark in 11 years.

Farrelly was integral in signing the highest-ranked recruiting class in Penn State men's basketball history in November 2021, less than eight months into Shrewsbury's tenure in Happy Valley. The 2022 signing class ranks as a consensus top-30 class in the nation by all major recruiting services.

Farrelly joined Penn State after eight years on the bench at Hofstra, most recently serving as the acting head coach for the 2020-21 season. Promoted to associate head coach in the summer of 2019, Farrelly helped lead Hofstra to back-to-back Colonial Athletic Association (CAA) regular-season championships in 2018-19 and 2019-20. Hofstra won the 2019-20 CAA Tournament title and earned its first berth to the NCAA Tournament since 2001. Under Farrelly's watch as acting head coach, the Pride defeated No. 23 Richmond on the road and won 13 games during an abbreviated 2020-21 season, a total that included eight league wins and a CAA Tournament semifinal appearance. In a six-year span (2014-15 through 2019-20), Hofstra averaged 20 wins per season, including a program-best 27 wins in 2018-19 after recording 26 victories in 2017-18.

Farrelly was instrumental to the success of the Pride program under former head coach Joe Mihalich as they rebuilt a program which had only seven wins in the season prior to their arrival in 2013. Hofstra's 24 wins in 2015-16 were its most in a decade and that season's CAA regular-season title was its first since joining the conference in 2001. The accomplishments over Farrelly's last six years as the right-hand man to Mihalich included four 20-win seasons and four postseason tournament appearances (1 NCAA, 2 NIT, 1 CBI). He also helped develop Pride student-athletes who won numerous accolades during his tenure, including three CAA Player of the Year recipients.

In 2020, Farrelly was named one of the top 50 mid-major assistants by Silver Waves media and to Jeff Goodman's list of top CAA assistants. He was also invited to participate in TopConnect 2020, the national networking program for top assistant coaches.

Prior to his time at Hofstra, Farrelly spent two seasons at Niagara under Mihalich. He guided the Purple Eagles to a 2013 postseason appearance in the NIT and regular-season Metro Atlantic Athletic Conference title before following Mihalich to Hofstra. Farrelly's diligent recruiting efforts brought two all-conference players to Niagara. In Farrelly's two seasons, the Purple Eagles improved their overall win total by double digits from nine to 19 and compiled 13 MAAC wins in 2012-13, tying the program's second-highest mark.

Originally from New City, New York, Farrelly played for three years under Phil Martelli at St. Joseph's and graduated with a degree in finance in 2003. Farrelly worked in the financial services sector following his graduation from St. Joseph's, but remained involved in coaching. Farrelly and his wife, Gina, have two sons, Michael (MJ) and Ryan.

Alma Mater

St. Joseph's '03

Season

Second

Hometown

New City, New York

Family

Wife: Gina

Sons: Michael (MJ) & Ryan

Coaching Experience

2006

Wilkes University
Assistant Coach &
Director of Intramurals

2007-10

Hoop Group Elite
Director

2010-11

Mount Saint Mary's
Assistant Coach

2011-13

Niagara
Assistant Coach

2013-19

Hofstra
Assistant Coach

2019-21

Hofstra
Associate Head Coach/
Acting Head Coach

2021-present

Penn State
Assistant Coach

Playing Experience

2000-03

St. Joseph's



NICHOLAS COLELLA

CHIEF OF STAFF

Former Nittany Lion basketball player Nicholas Colella will begin his 10th season as a member of the Penn State men's basketball staff in 2022-23 and second as the chief of staff for the program under head coach Micah Shrewsberry.

Colella is responsible for basketball operations and travel logistics, and serves as the team's liaison to departmental and external units. He served as the director of basketball operations for 2020-21 and was previously the program's director of on-campus recruiting for five years, responsible for the coordination of official and unofficial prospective student-athlete visits.

In addition to his responsibilities related to recruiting future Nittany Lions, Colella also developed and maintained strong relationships with Penn State basketball letterwinners, alumni and donors. He also played an integral role with men's basketball summer camps and assists with the coordination of community and camp appearances.

From New Castle, Pennsylvania, Colella wrapped up a playing career worthy of a movie script in 2013. He spent two years of his collegiate career at the NCAA Div. III Penn State-Behrend campus (Erie, Pennsylvania) before matriculating to the main campus, spending two weeks as practice player with the Lady Lions basketball team and then joining the Penn State team through the open walk-on tryout process in 2010.

A member of Penn State's 2011 NCAA Tournament team, the left-hander worked his way into a significant role starting six-straight Big Ten games in 2011-12 and then earning a role as a team captain the following year. Colella was rewarded with a scholarship for his senior year.

In his senior campaign, he became a major part of the Nittany Lions' core lineup starting 14 games and playing in all 31. In the final nonconference game of the 2012-13 season, Colella connected on five three-pointers for 15 points. He scored nine points in Penn State's senior night victory over Michigan. The win over the fourth-ranked Wolverines was, at the time, the highest-ever in the Bryce Jordan Center.

Following his collegiate playing career, he served two seasons as a Penn State graduate manager before moving into a full-time role.

Colella holds two degrees from Penn State, a bachelor's in kinesiology (2013) and a master's in educational leadership (2015). He and his wife, Aly, were married in June 2021.

Alma Mater

Penn State '13, M'15

Season

10th

Hometown

New Castle,
Pennsylvania

Family

Wife: Aly

Experience

2013-15

Penn State
Graduate Manager

2015-20

Penn State
Director of
On-Campus Recruiting

2020-21

Penn State
Director of Operations

2021-present

Penn State
Chief of Staff

Playing Experience

2008-10

Penn State Behrend

2010-13

Penn State



MIKE GREEN

DIRECTOR OF PLAYER DEVELOPMENT

Philadelphia product and long-time professional player Mike Green is set to begin his second season in Happy Valley in 2022-23.

The connection between head coach Micah Shrewsberry and Green dates back to 2007 when Shrewsberry was a member of the Butler staff that guided Horizon League Player of the Year Green and the Bulldogs to a league championship and a 30-win season in 2008.

Green showcased his talents in the NBA Summer League for several teams following graduation and joined the Cleveland Cavaliers for preseason camp. His love of the game brought him overseas where the award-winning guard lent his talents to several European teams over the last decade, most recently winning a French Disney Cup Championship. Green led AEK (Greece) to a FIBA Champions League title and Greek Cup in 2018, and was selected the game MVP after scoring 19 points in the final. Prior to joining AEK, he was a key component in regular-season championships for Varese (Italy), Khimki (Moscow, Russia) and Liège (Belgium).

As an undergraduate, Green made his mark on two programs. He was named to the Colonial Athletic Association All-Freshman Team in 2003-04 after setting Towson freshman records for minutes played (985) and games started (29). Green was the first freshman in Towson basketball history to start every game at point guard. He led the Tigers in assists, averaging more than 4.3 per game, and was the team's second-leading scorer in each of his two seasons there with a 10.2 scoring average as a freshman and an 11.9 mark as a sophomore.

In his first year at Butler, Green averaged 13.9 points, second on the team, and was tops on the 2006-07 team with 6.0 rebounds and 4.0 assists per game. He helped lead the Bulldogs to the NCAA Regional semifinals, a No. 10 ranking and 29 wins, both program bests at the time. With Green as the team's leader in scoring (14.6), rebounding (6.5) and assists (5.1), the Bulldogs won the 2008 Horizon League championship, posted 30 wins and were ranked as high as eighth nationally.

Green amassed numerous accolades as two-year starter for Butler, including 2007-08 Horizon League Player of the Year, Most Outstanding Player of the 2008 Horizon League Tournament, 2007-08 Horizon League All-Defensive Team, Associated Press All-America honorable mention, 2007-08 Frances Pomeroy Naismith Award winner, 2007-08 Chip Hilton Award winner and 2006-07 Horizon League Newcomer of the Year. In just two years with the Bulldogs, he compiled 316 assists, which placed him sixth on the program's all-time list. He earned his degree in sociology before embarking on his professional playing career.

Green was a two-time All-Philadelphia Public League player, all-city selection and 1,000-point scorer at Franklin Learning Center. He led the Bobcats to a 22-4 mark and a 13-0 Philadelphia Public League record as a senior, and posted a 39-11 record in his final two seasons.

Alma Mater

Butler '08

Season

Second

Hometown

Philadelphia,
Pennsylvania

Family

Children: Jaquil and M'ori

Experience

2021-present

Penn State

Dir. of Player Development

Playing Experience

2003-05

Towson

2006-08

Butler

2008-21

Professional Basketball

Greece

Italy

Russia

Belgium



Alma Mater

Marshall '07

Season

Second

Hometown

Wilmington,
North Carolina

Experience

2012-15

Blizzard Athletics
Basketball Skills Trainer

2015-20

Groundwork Player
Development
President & CEO

2019-20

Maine Red Claws
(NBA G League)
Assistant Coach

2020-21

3 Step Sports' Blue Wave
Basketball Academy
Head Coach

2021-present

Penn State
Asst. to the Head Coach

Playing Experience

2003-07

Marshall

2007-11

Professional Basketball
Rochester Razor Sharks
(PBL)
Springfield Armor
(G League)

TRE WHITTED

ASSISTANT TO THE HEAD COACH

Former NBA G League assistant coach Tre Whitted is set to begin his second season on Micah Shrewsberry's staff. Whitted, who played professionally in the NBA D League and the Premier Basketball League (PBL), owns more than 10 years of player development experience and is set to begin his second season in Happy Valley in 2022-23.

Whitted was an assistant coach with the NBA G League's Maine Red Claws, now Maine Celtics, during the 2019-20 season. He created and organized defensive drills, assisted with offensive analytics, scouting, and developed and trained key players. Whitted also served as a guest coach with the Boston Celtics during 2019 preseason training camp, where he participated in live drills and assisted coaches with player development segments of preseason training camp, summer league training and pre-draft workouts.

Whitted spent seven months as the head coach of the high school boys and high school girls travel teams with 3 Step Sports' Blue Wave Basketball Academy. He served as the lead skill development coach and lead camp and skills clinic instructor while working with the largest youth sport event and club operator in the nation.

Whitted was the president and CEO of Groundwork Player Development from 2015-20. He handled all aspects of the company's operations, spanning from grading top talent, lead coaching duties and program construction, and player acquisition and retention. Whitted also spent three years as a basketball skills trainer with Blizzard Athletics prior to his time with Groundwork Player Development.

Whitted played four years of professional basketball before entering the coaching ranks. He won a 2008 PBL Championship with the Rochester Razor Sharks before spending two years in the NBA G League with the Springfield Armor. Whitted was a co-captain for Springfield during the 2010-11 season.

Whitted put together an outstanding collegiate career at Marshall, where he was coached by both Shrewsberry and current Penn State assistant coach Aki Collins. A four-year starter and three-year captain for the Thundering Herd, he finished his collegiate career ranked in the top five in school history in minutes played and top 15 in school history in 3-pointers made. He graduated with a bachelor's degree in physical education with a concentration in sports management and marketing.

Whitted originally hails from Wilmington, North Carolina, where he attended Laney High School, the same high school as basketball legend Michael Jordan. He was named an honorable mention McDonald's All-American and North Carolina All-Star alongside NBA veterans Chris Paul and PJ Tucker. Whitted is also the cousin of former Penn State women's basketball player Peyton Whitted, who played for the Lady Lions from 2013-17.



BRIAN SNOW

DIRECTOR OF RECRUITING

A former national recruiting analyst, Brian Snow enters his second year on staff at the director of recruiting in 2022-23.

Snow's efforts were integral in signing the highest-ranked recruiting class in Penn State men's basketball history in November 2021, less than eight months into Shrewsbury's tenure in Happy Valley. The 2022 signing class ranks as a consensus top-30 class in the nation by all major recruiting services.

Prior to his time at Penn State, Snow evaluated thousands of high school prospects to produce accurate rankings and content for some of the largest media corporations dedicated to college sports. Snow spent four years as a national recruiting analyst for 247Sports and CBSsports.com. In his role, he evaluated high school prospects on film and in person to assist in the creation of 247Sports' national prospect rankings.

Prior to joining 247Sports, Snow was a national recruiting writer for Scout for nearly seven years.

Snow graduated from Ohio State University in 2007 with a degree in mass communications.

Alma Mater

Ohio State '07

Season

Second

Hometown

Cincinnati, Ohio

Experience

2011-18

Scout

National Recruiting Writer

2018-21

247Sports & CBSsports.com
National Recruiting Analyst

2021-present

Penn State

Director of Recruiting



Alma Mater
Purdue '19, M'21

Season
Second

Hometown
Fort Wayne, Indiana

Experience
2019-21
Purdue
Graduate Assistant

2021-present
Penn State
Video Coordinator

Playing Experience

2015-19
Purdue

GRADY EIFERT

VIDEO COORDINATOR

Former Purdue student-athlete and graduate assistant Grady Eifert enters his second season as video coordinator in 2022-23.

Prior to following Shrewsberry to Penn State, Eifert spent the previous two seasons on staff at Purdue as a graduate assistant. His role included opponent scouting, film breakdown and helping with individual workouts and administrative duties.

As a student-athlete, Eifert arrived at Purdue as a freshman walk-on before earning a scholarship as a sophomore and working his way to starting all 36 games as a senior for a Purdue squad that advanced the Elite Eight in his senior season. The Fort Wayne, Ind. native shot over 50.0 percent from the field during his senior season, a team-best 43.8 percent from 3-point range and boasted an assist-to-turnover ratio of 3.11 while leading the country in offensive rating. Eifert helped the Boilermakers to a pair of Big Ten championships in 2017 and 2019.

Eifert was named Purdue's recipient of the 2019 Big Ten Outstanding Sportsmanship Award, the team's Courage Award and Mr. Hustle Award. He earned a bachelor's degree in selling and sales management from Purdue in 2019 and a master's degree in organization leadership and supervision in 2021.



JUSTIN POMAR

ATHLETIC TRAINER

Justin Pomar joined the Penn State men's basketball staff as the team's athletic trainer in August 2021.

Pomar works collaboratively with both the sports performance and sports medicine staffs to provide day-to-day and preventive care for the overall well-being and safety of Penn State student-athletes. He works directly with the team physicians in providing diagnostic, therapeutic and rehabilitation services.

Prior to coming to Happy Valley, Pomar spent four seasons at the University of Idaho where he served the men's basketball athletic trainer. While responsible for the daily evaluation, treatment and rehabilitation of sport-related injuries for men's basketball student-athletes, he also assisted with the rehabilitation of injuries and did practice and game coverage for Vandal football, women's soccer, women's golf, and men's and women's tennis.

A 2014 graduate of Iowa State, Pomar received a master's in sports management from Northern Illinois where he was a graduate assistant in the athletic training office, working with the women's gymnastics, cross country and baseball teams.

Pomar currently holds a certification in corrective exercise specialist from the National Academy of Sports Medicine.

Alma Mater

Iowa State '14
Northern Illinois '17

Season

Second

Hometown

Los Angeles, California

Experience

2015

Houston Rockets
Basketball Ops Intern

2015-17

Northern Illinois
Graduate Assistant
Athletic Training

2017-21

Idaho
Assistant Athletic Trainer
(men's basketball)

2021-Present

Penn State
Assistant Athletic Trainer
(men's basketball)

NI TTANY LION STAFF



GREG MISKINIS

ASST. DIR. FOR ATHLETIC PERFORMANCE

A veteran with more than 14 years of experience in the field, and member of the Penn State athletics staff since 2009, Greg Miskinis is set for his ninth season as an assistant director of athletic performance in 2022-23. He oversees all facets of performance enhancement for the Nittany Lion men's basketball program.

Throughout his time at Penn State, Miskinis has helped grow 43 professional athletes, many of whom he still works with on programming for their given sports. He has developed and coached draft picks in a number of different professional leagues including the NBA, NFL, NWSL (women's soccer), NLL (men's lacrosse) and WNLL (women's lacrosse).

Working closely with the team's athletic trainer, Miskinis has made a significant impact on the health and well-being of the men's basketball student-athletes. The Nittany Lions have maintained the best injury prevention numbers in the nation, with no player missing a game over the past three seasons due to injury.

Preparing the team for competing at the highest levels, Miskinis has developed both in-season and off-season programs that combine speed development, power production, explosive mobility, conditioning, proper warm-up and cool down techniques, flexibility, agility and regeneration. Miskinis incorporated programs with a high nutritional focus to help student-athletes build and maintain effective habits and achieve high levels of both physical and mental resiliency. The Nittany Lions have shown an incredibly consistent motor, finishing five of the last six seasons with a second-half scoring advantage over their opponents. The Nittany Lion men's basketball team has consistently been praised by national media and opposing coaches alike as one of the hardest-playing and toughest teams in the Big Ten. He has also introduced several measures of wearable technology to track and improve preparation, performance and recovery.

During spring and early summer 2020, Miskinis designed workouts to adapt to the unique circumstances that prevailed following the cancellation of the postseason tournaments. With the Nittany Lions' return to campus in June 2020, he worked with Jonathan Salazer and the Penn State athletics administration to create healthy and safe training environments. This included the adaptability to convert an all-outdoor training protocol for the first three months of the fall semester, creating an optimally safe and healthy environment for the Nittany Lions to get season-ready.

Miskinis previously worked with all 31 of Penn State's athletics teams in some aspect. He helped build the national champion women's soccer team in 2016, while giving Penn State its first Mac Hermann trophy winner in Raquel Rodriguez. He also assisted with the strength and conditioning efforts of the football program, including two appointments as the interim director of strength and conditioning for the athletics department during transitional periods. In his 13 years at Penn State, Miskinis has only been a part of one losing season, while taking nine different Penn State athletics programs into postseason competition.

Following his graduation from Penn State, the letterwinner and former tight end on the Nittany Lion football team (2004-08) assisted the Penn State football team as a graduate assistant coach from 2009-2012. He earned his Master of Education in health education in 2011. The Pennsylvania native is married to the former Megan Altig. The couple has a daughter, Vera Kate, and a son, Liam Gregory.

Alma Mater

Penn State '08, M'11

Season

Ninth

Hometown

Lewistown,
Pennsylvania

Family

Wife: Meg

Children: Liam & Vera

Experience

2009-12

Penn State

Strength & Conditioning
Graduate Assistant

2012-16

Penn State

Strength & Conditioning
Olympic sports

2016-present

Penn State

Athletic Performance



Alma Mater

Iona '13

Season

First

TAAJ RIDLEY

GRADUATE ASSISTANT

Former professional player Taaj Ridley begins his first season as a graduate assistant with Penn State Basketball in 2022-23.

Ridley brings a strong pedigree in both the playing and athlete development ranks to Happy Valley. A former professional player, Ridley has played overseas in multiple locations including Germany, Finland, Kosovo, Luxembourg, Brazil, Uruguay, Serbia, and Argentina, and was a member of the NBA G-League's Long Island Nets in 2017.

Ridley owns a wealth of experience in skill and player development. He has trained and traveled with Boston Celtics star Jaylen Brown for the last seven years. Ridley has conducted individual training sessions with Tacko Fall, Terrance Clarke, Bensley Joseph and Jalen Duren, among many other elite prospects, customizing workout drills, charting key metrics, and leveraging data to identify and track improvement areas.

Ridley also owns experience in the business and administrative sides of basketball, having worked as an assistant coach with the KB Gjakova Basketball Club in Kosovo, as a head coach for AAU teams, and as a brand ambassador for Nike and Jordan.

Ridley played collegiately at Iona College from 2011-13 and graduated with a bachelor's degree in sociology in 2013.



Alma Mater

Kutztown '20

Season

Second

JOSH TOWNSEND

GRADUATE ASSISTANT

Josh Townsend begins his second season as a graduate assistant with Penn State basketball in 2022-23.

Townsend was a four-year standout player at Kutztown University of Pennsylvania from 2016-19, helping the Golden Bears to two PSAC East Championships and two NCAA Tournament bids. He finished his collegiate career as one of the program's best rebounds, with 553 career rebounds to rank fifth all-time. Townsend was also a team captain for the Golden Bears.

Townsend was a frequent volunteer with the Special Olympics of Eastern Pennsylvania while at Kutztown, organizing and running a five-on-five basketball tournament. He also helped with basketball camps held at Kutztown in the summers and at ones hosted by Olivet Boys and Girls Club of Reading, Pennsylvania.

Townsend graduated from Kutztown in December 2020. He attended high school at basketball power house Imhotep Charter School in Philadelphia.

NITTYANY LION SUPPORT STAFF



ADAM MILLER
Deputy Athletic
Director/External Affairs
Sport Administrator



ELIZABETH EHRMANN
Director of
Compliance



JOEY IANIERO
Associate Director
Morgan Academic Center



RICK JANAC
Assistant Athletic Director,
Major Gifts



NIKKI JUPE
Assistant Athletic Director,
Performance Nutrition



MARC LEWIS
Associate Director
Applied Health &
Performance Science



WENDY MILLER
Executive Assistant
Basketball Office



JOI MCKENZIE
Assistant Manager
Ticket Operations



JIM NACHTMAN
Assistant Athletic Director,
Media & Video Production



SCOTT OGDEN
Assistant Equipment
Manager



REBECCA PLESCIA
Director of Marketing



SHANE ROBINSON
Videographer/Editor



MARISSA ROSENSTEEL
Director of Events



JONATHAN SALAZER
Associate Director
Athletic Training Services
MBB Rehab Coordinator



CHELSEA VIELHAUER
Associate Director
Strategic Communications
MBB Primary Contact



SARAH YERMALOVICH
Graphic Designer

COACHES VS. CANCER®-PENN STATE

► [MORE INFO: CVC PENN STATE.ORG](https://www.cvc-pennstate.org)

In its 27th year, Coaches vs. Cancer®-Penn State consistently ranks among the top 10 CVC organizations in the nation and surpassed a \$3 million net fundraising milestone in fall 2018.

Coaches vs. Cancer®-Penn State was established in 1995 under then-head coach and State College native, Bruce Parkhill, to raise funds to support the American Cancer Society as well as the Bob Perks Cancer Assistance Fund, a local nonprofit that provides direct support to those in our community who are fighting cancer and need assistance with everyday household bills. CVC-Penn State sponsors a year-round program of events and has been fortunate to be the beneficiary of third-party events including the State College Brew Expo and the Reverse Car Drawing.

The flagship event of the CVC-Penn State program has been the annual Coaches vs. Cancer® Golf Tournament. The 25th annual event welcomed nearly 100 sponsors, including the presenting sponsor, PSECU, to make the 2022 tournament at the Blue and White golf courses another great success. The event raised more than \$160,000 net, the highest total in the event's 25-year history.

In previous years, for one game each season, Coaches vs. Cancer® Night allows us the opportunity to thank the CVC sponsors, and even more importantly, to let everyone know that it takes a team effort to help people with the battle against cancer. CVC works tirelessly throughout the year with one goal in mind – to make a difference in the fight against cancer.

In partnership with the Bestwick Foundation, the annual Reverse Car Drawing has drawn a loyal following of supporters who gathered at Medlar Field at Lubrano Park, home of the Penn State Baseball team and the State College Spikes, for an evening of hors d'oeuvres, entertainment, and a chance to win a luxury car. Proceeds were split with CVC and CVC funds provided room accommodations for patients and their caregivers from Centre County, who stayed more than 500 nights at the American Cancer Society's Hope Lodge® in Hershey, saving them over \$75,000 in lodging costs.

Funds raised through the American Cancer Society's Coaches Vs. Cancer® support the ACS mission to help people "Stay Well, Get Well, Fund Cures, and Fight Back," both on a local and national level.

*To get involved please visit
[CVC PENN STATE.ORG](https://www.cvc-pennstate.org)
or call 814-234-1023*

CVC EVENTS

Dates are subject to change.

5K Fun Run/Walk
October 2022

CvC Game at the Bryce Jordan Center
January 2023

Race Day Soiree
May 6, 2023

26th Annual Coaches vs. Cancer® of Penn State Golf Tournament
June 2, 2023

COACHES VS. CANCER OF PENN STATE

- **\$3.6 million raised**
- **Ranked among the top 10 CVC organizations nationally**
- **Local Bob Perks Cancer Assistance Fund provides direct financial assistance to cancer patients and their families in the Centre Region**

2021-22 SEASON HIGHLIGHTS

SHREWSBERRY ERA BEGINS

Micah Shrewsberry was announced as the 14th men's basketball head coach in Penn State history on March 15, 2021, and completed his first season at Penn State in 2021-22. Shrewsberry came to Penn State with a wealth of experience and success at both the collegiate and NBA levels, having coached in six NCAA Tournaments, two NCAA Final Fours, five NBA Playoffs and two NBA Conference Finals.

Shrewsberry immediately put his stamp on the Nittany Lion program during his first season at the helm. He engineered the Big Ten's best scoring defense in 2021-22 and guided the Nittany Lions to their best defensive season (65.0 points allowed per game) in 11 years. The Nittany Lions advanced to the quarterfinal round of the Big Ten Tournament after winning two postseason games, making Shrewsberry one of just two first-year Big Ten coaches since 2008 to win two Big Ten Tournament games. The regular season saw Penn State earn a number of statement wins, including victories over 19th-ranked Michigan State, eventual Big Ten Tournament champion Iowa, and eventual NCAA Tournament participants Indiana and Rutgers.

Shrewsberry's efforts on the recruiting trail were felt immediately as he and the Penn State staff signed the highest ranked recruiting class in Penn State men's basketball history in November 2021, less than eight months into his tenure in Happy Valley. The 2022 signing class ranks as a consensus top-30 class in the nation by all major recruiting services.

BEST SCORING DEFENSE IN THE BIG

The Nittany Lions led the Big Ten in scoring defense, allowing just 65.0 points per game. Penn State's mark of 66.2 points allowed per conference game also led the Big Ten. Penn State's 65.0 points per game allowed is its best defensive mark since the 2010-11 team surrendered just 62.5 points per contest.

BIG TEN TOURNAMENT RUN

Penn State put together a thrilling run in the Big Ten Tournament to advance to the quarterfinals for the first time since 2018 and make first-year head coach Micah Shrewsberry one of just two first-year Big Ten coaches since 2008 to win two Big Ten Tournament games.

The 11th-seeded Nittany Lions earned a 60-51 win over 14th-seeded Minnesota for a first-round win. Penn State then rallied to defeat sixth-seeded Ohio State in the second round. The Nittany Lions trailed the Buckeyes by as much as 13, including an 11-point deficit in the second half, but Penn State shot 61.5 percent in the second half to pull off the upset of OSU. Penn State gave third-seeded Purdue all it could handle in the quarterfinal round, but the ninth-ranked Boilermakers closed the game from the charity stripe in the final minutes to earn a 69-61 win and end Penn State's tournament run.

Senior Jalen Pickett led Penn State at the Big Ten Tournament, averaging 18.0 points, 6.3 rebounds and 5.0 assists per tournament game, while shooting 60.0 percent (21-35) from the field, and 54.5 percent (6-11) from 3-point range.

CLOSE GAMES

The Nittany Lions consistently found themselves in close games, with 16 contests decided by seven points or less.

Fourteen of Penn State's 23 contests against Big Ten foes (including Big Ten Tournament) were decided by seven points or less.

Eight of Penn State's 13 Big Ten losses came by seven points or less: #3 Purdue (67-74), at #16 Ohio State (56-61), at #11 Wisconsin (49-51), Michigan (57-58), at Minnesota (70-76), at Maryland (61-67), at #20 Illinois (55-60), and at Rutgers (58-59). Including non-conference play, 10 of Penn State's 17 losses in 2021-22 came by seven points or less.

PALPABLE BUZZ

With fans returning to the Bryce Jordan Center for the first time since the 2019-20 season (no fans in 2020-21 due to COVID-19 pandemic), and the excitement surrounding first-year head coach Micah Shrewsberry, the buzz in Happy Valley was palpable.

Penn State sold nearly 2,800 student season tickets, the most ever sold in the history of Penn State Basketball student season ticket sales.

HARRAR'S CURTAIN CALL

Graduate student John Harrar put together the best season of his career after returning to Penn State for his fifth year thanks to the extra year of eligibility granted by the NCAA due to the COVID-19 pandemic.

Harrar earned honorable-mention All-Big Ten accolades for the second-straight year after being one of two players in the conference to average a double-double at 10.6 points and 10.3 rebounds per game. He was the first Nittany Lion in 22 years to finish the season averaging a double-double.

He led the Big Ten in offensive rebounds for a second-straight season, while his 64.0% field goal percentage is tied for second in program history. Harrar became the first Nittany Lion to pull down 20 rebounds in a game in 17 years with an 11-point, 20-rebound effort on Senior Night against Northwestern.

He registered 12 double-doubles, 18 double-digit scoring games and 16 double-figure rebound contests during the 2021-22 campaign. His 12 double-doubles were tied for fourth-most all-time in a single season at Penn State, while his 320 rebounds were tied for third all-time in Penn State single-season history. He collected the most rebounds by a Penn State player in a single Big Ten Tournament (32) while leading the Nittany Lions on a thrilling postseason run.

21-22 STATS / NITTANY LION SPOTLIGHTS

2021-22 STATS

Penn State's overall statistics as they rank historically.

OFFENSIVE

#T-4 – 3-Pt. FG Made – 249

DEFENSIVE

#7 – Fewest FT Att. – 457

2021-22 BIG STATS

Penn State's Big Ten Conference statistics as they rank historically. The league played a 20-game schedule beginning in 2018-19, though Penn State only played 19 conference games in 2020-21.

OFFENSIVE

#1 - Rebound Margin - +3.4

#2 – 3-Pt. FG – 157

#3 – 3-Pt. FG Att. – 458

#3 - Total Rebounds - 707

#4 – Field Goals – 473

#4 – FG Attempts – 1,121

#5 - FT Pct. - 73.8

#5 - Total Points - 1,266

#6 - Rebound Avg. - 35.4

DEFENSIVE

#1 – Lowest FG% Allowed - .422

#4 - Lowest Pt. Avg. - 66.2

#7 - Lowest Reb. Avg. - 32.0

#10 - Steals - 112

JOHN HARRAR

2021, 2022 ALL-BIG TEN CONFERENCE HONORABLE MENTION

2022 BIG TEN MEDAL OF HONOR

2021, 2022 BIG TEN OUTSTANDING SPORTSMANSHIP AWARD

2020, 2021, 2022 BIG TEN SPORTSMANSHIP AWARD WINNER (PENN STATE)

- Returned to Penn State to utilize the fifth year of eligibility granted by the NCAA due to the COVID-19 pandemic and emerged as one of the best big men in the league as one of only two Big Ten players to finish the season averaging a double-double with 10.6 points and 10.3 rebounds per game.
- Registered 12 double-doubles, 18 double-digit scoring games and 16 double-figure rebound contests. Shot 64.0 percent from the field, tied for the second-best single-season mark in Penn State history.
- Graduated No. 1 all-time in Penn State history with 146 career games played, No. 2 in school history in career field goal percentage (59.6%) and No. 5 in program history with 854 career rebounds.

JALEN PICKETT

- Transferred to Penn State after stellar three-year career at Siena and made immediate impact upon arrival, starting in all 31 games for the Nittany Lions.
- Led team in scoring (13.3 ppg), assists (135), steals (35) and minutes played (37.2 mpg). His 37.2 minutes per game led the Big Ten and ranked 11th in all of Division I.
- Finished senior season (2021-22) as one of just six active Division I players with 1,500 career points, 500 career rebounds and 500 career assists, and one of only two to reach all three marks in just four seasons.
- Ranked second in the conference and 27th in the country with a 2.45 assist-to-turnover ratio.
- Scored in double figures in 25 games with four 20-point efforts.

SETH LUNDY

- Started all 30 games played, finishing as the team's second-leading scorer (11.9 ppg) and third-leading rebounder (4.9 ppg).
- Led the team in blocks (20) and finished third in steals (30).
- Shot a team-best (min. 10 att.) 86.7 percent (52-60) from the free-throw line and drained a team-leading 64 3-pointers.
- Tallied 20 double-digit scoring efforts and three 20-point games.
- Emerged into one of the team's leading defenders, consistently tasked with guarding the opposing team's best player.

MYLES DREAD

- Shot a career-best 40.7 percent (55-135) from 3-point range.
- Played in all 31 games while making 20 starts, ranking second on the team with 55 made 3-point field goals and 31 steals.
- Finished 2021-22 season with 232 career 3-pointers, the fifth-most all-time at Penn State.

SAM SESSOMS

- Played in all 31 games while making 10 starts, leading Nittany Lions with 42.0 percent (34-81) 3-point shooting percentage.
- Was third on the team in scoring with 11.6 ppg and second with 82 assists.
- Tallied 19 double-digit scoring efforts, including two 20-point games.

2021-22 OVERALL STATISTICS

Game Records

Record	Overall	Home	Away	Neutral
ALL GAMES	14-17	10-5	1-10	3-2
CONFERENCE	7-13	6-4	1-9	0-0
NON-CONFERENCE	7-4	4-1	0-1	3-2

Score by Periods

Team	1st	2nd	OT	TOT
Penn St.	875	1099	29	2003
Opponents	951	1034	30	2015

Team Box Score

No.	Player	Total					3-Point			F-Throw		Rebounds				PF	DQ	A	TO	BLK	STL	PTS	AVG
		GP-GS	MIN	AVG	FG-FGA	FG%	3FG-3FGA	3FG%	FT-FTA	FT%	OFF	DEF	TOT	AVG									
22	PICKETT, Jalen	31-31	1153:21	37.2	161-383	.420	47-147	.320	44-60	.733	18	115	133	4.3	59	1	135	55	19	35	413	13.3	
1	LUNDY, Seth	30-30	966:14	32.2	120-304	.395	64-184	.348	52-60	.867	25	121	146	4.9	68	1	21	63	20	30	356	11.9	
3	SESSOMS, Sam	31-10	859:10	27.7	139-310	.448	34-81	.420	47-60	.783	17	78	95	3.1	55	0	82	69	2	25	359	11.6	
21	HARRAR, John	31-31	837:04	27.0	126-197	.640	0-0	.000	76-114	.667	113	207	320	10.3	70	0	38	50	7	16	328	10.6	
2	DREAD, Myles	31-20	835:27	27.0	64-158	.405	55-135	.407	10-14	.714	14	69	83	2.7	69	2	43	23	2	31	193	6.2	
5	LEE, Greg	16-10	349:41	21.9	39-97	.402	8-33	.242	12-16	.750	25	63	88	5.5	36	0	10	17	2	4	98	6.1	
23	JOHNSON, Dalion	29-14	423:30	14.6	36-104	.346	27-74	.365	7-8	.875	3	31	34	1.2	22	0	10	12	0	4	106	3.7	
11	CORNWALL, Jaheam	25-8	395:22	15.8	18-76	.237	10-55	.182	13-16	.813	0	23	23	0.9	20	0	16	19	2	6	59	2.4	
14	WHITE, Jalanni	28-1	297:13	10.6	28-54	.519	1-8	.125	8-15	.533	26	45	71	2.5	54	2	9	12	9	7	65	2.3	
13	SCOTT, Jevonnie	11-0	71:51	6.5	6-15	.400	0-2	.000	3-8	.375	2	16	18	1.6	17	0	2	7	3	2	15	1.4	
4	DORSEY, Caleb	12-0	66:46	5.6	3-11	.273	3-9	.333	2-2	1.000	1	6	7	0.6	6	0	2	3	1	3	11	0.9	
0	OWEH, Kaylen	2-0	03:09	1.6	0-2	.000	0-0	.000	0-0	.000	0	0	0	0.0	1	0	1	0	1	0	0	0.0	
10	COMLAN, Dan	3-0	04:54	1.6	0-0	.000	0-0	.000	0-0	.000	0	0	0	0.0	0	0	0	0	0	0	0	0.0	
33	CHRISTOS, Andy	4-0	09:02	2.3	0-1	.000	0-1	.000	0-0	.000	0	1	1	0.3	1	0	0	0	0	0	0	0.0	
35	JAGIASI, Ishaan	2-0	02:16	1.1	0-0	.000	0-0	.000	0-0	.000	0	0	0	0.0	0	0	0	0	0	0	0	0.0	
Team											43	33	76				35						
Total		31	6275		740-1712	.432	249-729	.342	274-373	.735	287	808	1095	35.3	478	6	368	366	67	164	2003	64.6	
Opponents		31	6275		725-1741	.416	232-660	.352	333-457	.729	256	716	972	31.4	441	2	400	271	98	186	2015	65.0	

Team Statistics

	PSU	OPP
Scoring	2003	2015
Points per game	64.6	65.0
Scoring margin	-0.4	-
Field goals-att	740-1712	725-1741
Field goal pct	.432	.416
3 point fg-att	249-729	232-660
3-point FG pct	.342	.352
3-pt FG made per game	8.0	7.5
Free throws-att	274-373	333-457
Free throw pct	.735	.729
F-Throws made per game	8.8	10.7
Rebounds	1095	972
Rebounds per game	35.3	31.4
Rebounding margin	+4.0	-
Assists	368	400
Assists per game	11.9	12.9
Turnovers	366	271
Turnovers per game	11.8	8.7
Turnover margin	-3.1	-
Assist/turnover ratio	1.0	1.5
Steals	164	186
Steals per game	5.3	6.0
Blocks	67	98
Blocks per game	2.2	3.2
Winning streak	0	-
Home win streak	0	-
Attendance	127683	132788
Home games-Avg/Game	15-8512	11-12072
Neutral site-Avg/Game	-	5-9678

Team Results

Date	Opponent	Score	Att.
11/10/2021	Youngstown St.	W 75-59	7884
11/15/2021	at Massachusetts	L 56-81	3022
11/18/2021	St. Francis Brooklyn	W 74-59	7769
11/22/2021	Cornell	W 85-74	7515
11/26/2021	vs LSU	Lot 63-68	2146
11/27/2021	vs Oregon St.	W 60-45	1350
12/01/2021	Miami (FL)	L 58-63	8221
12/05/2021	Ohio St.	L 64-76	9128
12/08/2021	Wagner	W 74-54	7499
12/11/2021	at Michigan St.	L 64-80	14797
01/02/2022	Indiana	W 61-58	8844
01/05/2022	at Northwestern	W 74-70	2764
01/08/2022	Purdue	L 67-74	10464
01/11/2022	Rutgers	W 66-49	9063
01/16/2022	at Ohio St.	L 56-61	13565
01/22/2022	at Iowa	L 51-68	15056
01/26/2022	at Indiana	L 57-74	17222
01/31/2022	Iowa	Wot2 90-86	7977
02/05/2022	at Wisconsin	L 49-51	17287
02/08/2022	Michigan	L 57-58	8650
02/12/2022	at Minnesota	L 70-76	9948
02/15/2022	Michigan St.	W 62-58	8390
02/17/2022	Minnesota	W 67-46	7726
02/21/2022	at Maryland	L 61-67	15184
02/25/2022	Northwestern	W 67-60	10280
02/27/2022	Nebraska	L 70-93	8273
03/03/2022	at Illinois	L 55-60	15544
03/06/2022	at Rutgers	L 58-59	8399
03/09/2022	vs Minnesota	W 60-51	14138
03/10/2022	vs Ohio St.	W 71-68	14343
03/11/2022	vs Purdue	L 61-69	16415

2021-22 BIG TEN STATISTICS

Game Records

Record	Overall	Home	Away	Neutral
ALL GAMES	7-13	6-4	1-9	0-0
CONFERENCE	7-13	6-4	1-9	0-0
NON-CONFERENCE	0-0	0-0	0-0	0-0

Score by Periods

Team	1st	2nd	OT	TOT
Penn St.	534	708	24	1266
Opponents	628	676	20	1324

Team Box Score

No.	Player	Total			3-Point			F-Throw		Rebounds				PF	DQ	A	TO	BLK	STL	PTS	AVG	
		GP-GS	MIN	AVG	FG-FGA	FG%	3FG-3FGA	3FG%	FT-FTA	FT%	OFF	DEF	TOT									AVG
22	PICKETT, Jalen	20-20	75:10	37.7	113-271	.417	29-98	.296	21-29	.724	12	66	78	3.9	41	1	84	33	16	29	276	13.8
1	LUNDY, Seth	19-19	60:25	31.7	76-188	.404	44-112	.393	24-27	.889	17	72	89	4.7	42	1	11	41	15	22	220	11.6
21	HARRAR, John	20-20	53:54	26.8	81-131	.618	0-0	.000	47-70	.671	75	129	204	10.2	44	0	24	29	3	9	209	10.5
3	SESSOMS, Sam	20-3	50:34	25.5	78-188	.415	19-48	.396	27-34	.794	7	45	52	2.6	36	0	50	41	1	14	202	10.1
5	LEE, Greg	13-9	31:21	24.0	36-89	.404	8-31	.258	12-16	.750	23	57	80	6.2	30	0	9	15	2	4	92	7.1
2	DREAD, Myles	20-12	51:38	25.7	39-95	.411	32-80	.400	7-8	.875	9	45	54	2.7	46	1	25	14	1	16	117	5.9
23	JOHNSON, Dallion	19-11	30:29	16.1	26-68	.382	21-51	.412	7-8	.875	1	24	25	1.3	12	0	8	9	0	4	80	4.2
13	SCOTT, Jevonnie	10-0	68:26	6.8	6-14	.429	0-1	.000	3-8	.375	2	16	18	1.8	15	0	2	7	3	2	15	1.5
11	CORNWALL, Jaheam	15-6	21:12	14.0	6-40	.150	1-24	.042	9-10	.900	0	9	9	0.6	12	0	7	10	1	4	22	1.5
4	WHITE, Jalanni	20-0	17:02	8.5	10-26	.385	1-6	.167	4-9	.444	11	23	34	1.7	35	1	5	8	6	4	25	1.3
6	DORSEY, Caleb	8-0	50:14	6.3	2-9	.222	2-7	.286	2-2	1.000	1	4	5	0.6	5	0	2	2	1	3	8	1.0
35	JAGIASI, Ishaan	1-0	02:15	2.3	0-0	.000	0-0	.000	0-0	.000	0	0	0	0.0	0	0	0	0	0	0	0	0.0
0	OWEH, Kaylen	1-0	03:08	3.1	0-2	.000	0-0	.000	0-0	.000	0	0	0	0.0	1	0	0	1	0	1	0	0.0
15	CONLAN, Dan	2-0	04:53	2.4	0-0	.000	0-0	.000	0-0	.000	0	0	0	0.0	0	0	0	0	0	0	0	0.0
33	CHRISTOS, Andy	2-0	07:03	3.5	0-0	.000	0-0	.000	0-0	.000	0	1	1	0.5	1	0	0	0	0	0	0	0.0
Team											35	23	58				24					
Total		20	4050		473-1121	.422	157-458	.343	163-221	.738	193	514	707	35.4	320	4	227	234	49	112	1266	63.3
Opponents		20	4050		469-1112	.422	157-422	.372	229-313	.732	166	474	640	32.0	267	1	278	178	73	116	1324	66.2

Team Statistics

	PSU	OPP
Scoring	1266	1324
Points per game	63.3	66.2
Scoring margin	-2.9	-
Field goals-att	473-1121	469-1112
Field goal pct	.422	.422
3 point fg-att	157-458	157-422
3-point FG pct	.343	.372
3-pt FG made per game	7.9	7.9
Free throws-att	163-221	229-313
Free throw pct	.738	.732
F-Throws made per game	8.2	11.5
Rebounds	707	640
Rebounds per game	35.4	32.0
Rebounding margin	+3.4	-
Assists	227	278
Assists per game	11.4	13.9
Turnovers	134	178
Turnovers per game	23.7	8.9
Turnover margin	-2.8	-
Assist/turnover ratio	1.0	1.6
Steals	112	116
Steals per game	5.6	5.8
Blocks	49	73
Blocks per game	2.5	3.7
Winning streak	0	-
Home win streak	0	-
Attendance	88795	129766
Home games-Avg/Game	10-8880	10-12977
Neutral site-Avg/Game	-	0-0

Team Results

Date	Opponent	Score	Att.
12/05/2021	Ohio St.	L 64-76	9128
12/11/2021	at Michigan St.	L 64-80	14797
01/02/2022	Indiana	W 61-58	8844
01/05/2022	at Northwestern	W 74-70	2764
01/08/2022	Purdue	L 67-74	10464
01/11/2022	Rutgers	W 66-49	9063
01/16/2022	at Ohio St.	L 56-61	13565
01/22/2022	at Iowa	L 51-68	15056
01/26/2022	at Indiana	L 57-74	17222
01/31/2022	Iowa	Wot2 90-86	7977
02/05/2022	at Wisconsin	L 49-51	17287
02/08/2022	Michigan	L 57-58	8650
02/12/2022	at Minnesota	L 70-76	9948
02/15/2022	Michigan St.	W 62-58	8390
02/17/2022	Minnesota	W 67-46	7726
02/21/2022	at Maryland	L 61-67	15184
02/25/2022	Northwestern	W 67-60	10280
02/27/2022	Nebraska	L 70-93	8273
03/03/2022	at Illinois	L 55-60	15544
03/06/2022	at Rutgers	L 58-59	8399

GAME-BY-GAME RESULTS / LEADERS

Date	Opponent		Score	Att.	High Points	High Rebounds
11/10/2021	Youngstown St.	W	75-59	7884	(23) LUNDY, Seth	(14) HARRAR, John
11/15/2021	at Massachusetts	L	56-81	3022	(14) LUNDY, Seth	(12) HARRAR, John
11/18/2021	St. Francis Brooklyn	W	74-59	7769	(26) SESSOMS, Sam	(13) HARRAR, John
11/22/2021	Cornell	W	85-74	7515	(23) LUNDY, Seth	(12) HARRAR, John
11/26/2021	vs LSU	Lot	63-68	2146	(14) PICKETT, Jalen	(10) SESSOMS, Sam
11/27/2021	vs Oregon St.	W	60-45	1350	(14) PICKETT, Jalen	(7) WHITE, Jalanni
						(7) LUNDY, Seth
12/01/2021	Miami (FL)	L	58-63	8221	(16) HARRAR, John	(12) HARRAR, John
12/05/2021	Ohio St.	L	64-76	9128	(23) PICKETT, Jalen	(12) HARRAR, John
12/08/2021	Wagner	W	74-54	7499	(16) SESSOMS, Sam	(7) HARRAR, John
					(16) PICKETT, Jalen	
12/11/2021	at Michigan St.	L	64-80	14797	(18) LUNDY, Seth	(11) HARRAR, John
01/02/2022	Indiana	W	61-58	8844	(15) PICKETT, Jalen	(12) HARRAR, John
01/05/2022	at Northwestern	W	74-70	2764	(23) LUNDY, Seth	(8) HARRAR, John
01/08/2022	Purdue	L	67-74	10464	(21) PICKETT, Jalen	(8) HARRAR, John
01/11/2022	Rutgers	W	66-49	9063	(17) SESSOMS, Sam	(12) LEE, Greg
01/16/2022	at Ohio St.	L	56-61	13565	(15) SESSOMS, Sam	(8) LEE, Greg
						(8) HARRAR, John
01/22/2022	at Iowa	L	51-68	15056	(14) PICKETT, Jalen	(8) LEE, Greg
01/26/2022	at Indiana	L	57-74	17222	(14) PICKETT, Jalen	(9) HARRAR, John
01/31/2022	Iowa	Wot2	90-86	7977	(19) HARRAR, John	(11) LUNDY, Seth
02/05/2022	at Wisconsin	L	49-51	17287	(14) SESSOMS, Sam	(9) LEE, Greg
						(9) HARRAR, John
02/08/2022	Michigan	L	57-58	8650	(14) PICKETT, Jalen	(7) HARRAR, John
02/12/2022	at Minnesota	L	70-76	9948	(18) SESSOMS, Sam	(9) HARRAR, John
02/15/2022	Michigan St.	W	62-58	8390	(17) LUNDY, Seth	(16) HARRAR, John
02/17/2022	Minnesota	W	67-46	7726	(20) PICKETT, Jalen	(10) HARRAR, John
02/21/2022	at Maryland	L	61-67	15184	(17) SESSOMS, Sam	(13) HARRAR, John
02/25/2022	Northwestern	W	67-60	10280	(15) JOHNSON, Dallion	(20) HARRAR, John
02/27/2022	Nebraska	L	70-93	8273	(12) SESSOMS, Sam	(8) HARRAR, John
					(12) PICKETT, Jalen	
					(12) LUNDY, Seth	
03/03/2022	at Illinois	L	55-60	15544	(18) PICKETT, Jalen	(6) HARRAR, John
03/06/2022	at Rutgers	L	58-59	8399	(17) LUNDY, Seth	(17) HARRAR, John
03/09/2022	vs Minnesota	W	60-51	14138	(22) PICKETT, Jalen	(12) HARRAR, John
03/10/2022	vs Ohio St.	W	71-68	14343	(18) SESSOMS, Sam	(9) HARRAR, John
03/11/2022	vs Purdue	L	61-69	16415	(16) PICKETT, Jalen	(12) HARRAR, John

TEAM HIGHS & LOWS

PENN STATE

TEAM HIGHS

POINTS	90	IOWA, 1/31/22 (20T)
	85	CORNELL, 11/22/21
	75	YOUNGSTOWN ST., 11/10/21
FGs MADE	33	IOWA, 1/31/22 (20T)
	31	YOUNGSTOWN ST., 11/10/21
FG ATTS	74	IOWA, 1/31/22 (20T)
	63	at Michigan St., 12/11/21
FG%	.547 (29-53)	at Minnesota, 2/12/22
3-PT FG MADE	15	CORNELL, 11/22/21
3-PT FG ATTS	38	vs. LSU, 11/26/21
3-PT FG %	.533 (8-15)	at Minnesota, 2/12/22
FT MADE	18	IOWA, 1/31/22 (20T)
FT ATTEMPTS	24	IOWA, 1/31/22 (20T)
FT %	.889 (16-18)	at Rutgers, 3/6/22
REBOUNDS	53	IOWA, 1/31/22 (20T)
ASSISTS	18	WAGNER, 12/8/21
STEALS	10	NEBRASKA, 2/27/22
BLOCKED SHOTS	6	CORNELL, 11/22/21
TURNOVERS	17	at Iowa, 1/22/22
	17	WAGNER, 12/8/21
FOULS	25	at Ohio State, 1/16/22

TEAM LOWS

POINTS	49	at Wisconsin, 2/5/22
FGs MADE	17	at Iowa, 1/22/22
FG ATTS	49	ST. FRANCIS (N.Y.), 11/18/21
FG %	.316 (18-57)	at Wisconsin, 2/5/22
3 PT FGS MADE	4	at UMass, 11/15/21
3 PT FG ATTS	14	MINNESOTA, 2/17/22
3 PT FG %	.222 (6-27)	IOWA, 1/31/22 (20T)
FT MADE	1	at Illinois, 3/3/22
FT ATTS	3	at Illinois, 3/3/22
FT %	.333 (1-3)	at Illinois, 3/3/22
REBOUNDS	22	NEBRASKA, 2/27/22
ASSISTS	7	at Wisconsin, 2/5/22
STEALS	2	NORTHWESTERN, 2/25/22
	2	at Minnesota, 2/12/22
	2	vs. LSU, 11/26/21
	2	at UMass, 11/15/21
BLOCKED SHOTS	0	Six games
TURNOVERS	6	vs. Ohio State, 3/10/22
FOULS	10	ST. FRANCIS (N.Y.), 11/18/21

OPPONENTS

TEAM HIGHS

POINTS	93	NEBRASKA, 2/27/22
	86	IOWA, 1/31/22 (20T)
FGs MADE	32	NEBRASKA, 2/27/22
	31	at Michigan St., 12/11/21
FG ATTS	77	IOWA, 1/31/22 (20T)
FG %	.582 (32-55)	NEBRASKA, 2/27/22
3-PT FG MADE	13	NEBRASKA, 2/27/22
	13	at UMass, 11/15/21
3-PT FG ATTS	32	at Iowa, 1/22/22
	32	CORNELL, 11/22/21
3-PT FG %	.769 (10-13)	at Indiana, 1/26/22
FT MADE	24	at Ohio State, 1/16/22
FT ATTS	36	at Ohio State, 1/16/22
FT %	.923 (12-13)	at Minnesota, 2/12/22
REBOUNDS	43	IOWA, 1/31/22 (20T)
ASSISTS	21	at Michigan St., 12/11/21
STEALS	11	at Maryland, 2/21/22
BLOCKED SHOTS	10	at Indiana, 1/26/22
TURNOVERS	15	NEBRASKA, 2/27/22
	15	RUTGERS, 1/11/22
	15	WAGNER, 12/8/21
FOULS	22	IOWA, 1/31/22 (20T)
	22	CORNELL, 11/22/21

TEAM LOWS

POINTS	45	vs. Oregon St., 11/27/21
FGs MADE	16	vs. Oregon St., 11/27/21
FG ATTS	44	at Ohio State, 1/16/22
FG %	.314 (16-51)	vs. Oregon St., 11/27/21
3 PT FGS MADE	2	WAGNER, 12/8/21
3 PT FG ATTS	12	WAGNER, 12/8/21
3 PT FG %	.143 (2-14)	WAGNER, 12/8/21
FT MADE	2	ST. FRANCIS (N.Y.), 11/18/21
FT ATTEMPTS	5	MIAMI (Fla.), 12/1/21
FT %	.333 (2-6)	ST. FRANCIS (N.Y.), 11/18/21
REBOUNDS	21	at Minnesota, 2/12/22
ASSISTS	3	vs. Oregon St., 11/27/21
STEALS	1	MICHIGAN, 2/8/22
BLOCKED SHOTS	1	NEBRASKA, 2/27/22
TURNOVERS	3	at Minnesota, 2/12/22
FOULS	8	at Michigan St., 12/11/21
	8	vs. Oregon St., 11/27/21

Home games indicated by CAPS.

PLAYER HIGHS & LOWS

PENN STATE

POINTS	26	Sam Sessoms vs. St. Francis (N.Y.), 11/18/21
	23	Seth Lundy at Northwestern, 1/5/22
	23	Jalen Pickett vs. Ohio St., 12/5/21
	23	Seth Lundy vs. Youngstown St., 11/10/21
FGs MADE	10	Sam Sessoms vs. St. Francis (N.Y.), 11/18/21
FG ATT	20	Jalen Pickett vs. Purdue, 1/8/22
FG % (min 5 made)	1.000 (7-7)	John Harrar vs. Youngstown St., 11/10/21
	1.000 (6-6)	John Harrar vs. Miami (Fla.), 12/1/21
3-PT FG MADE	6	Sam Sessoms vs. Cornell, 11/22/21
3-PT FG ATT	12	Seth Lundy vs. Michigan St., 2/15/22
3-PT FG % (min 3 made)	1.000 (3-3)	Myles Dread vs. Ohio State, 3/10/22
	1.000 (3-3)	Myles Dread at Minnesota, 2/12/22
	1.000 (3-3)	Sam Sessoms vs. Rutgers, 1/11/22
FT MADE	8	Jalen Pickett vs. Cornell, 11/22/21
FT ATT	11	John Harrar vs. Iowa, 1/31/22
	11	Jalen Pickett vs. Cornell, 11/22/21
FT % (min 5 made)	1.000 (7-7)	Seth Lundy vs. Wagner, 12/8/21
	1.000 (6-6)	Sam Sessoms at Rutgers, 3/6/22
	1.000 (6-6)	Seth Lundy vs. Northwestern, 2/25/22
	1.000 (5-5)	John Harrar at Indiana, 1/26/22
REBOUNDS	20	John Harrar vs. Northwestern, 2/25/22
	17	John Harrar at Rutgers, 3/6/22
ASSISTS	10	Jalen Pickett vs. Purdue, 1/8/22
STEALS	4	Seth Lundy vs. Nebraska, 2/27/22
	4	Jalen Pickett at Maryland, 2/21/22
BLOCKED SHOTS	3	Jalen Pickett vs. Northwestern, 2/25/22
	3	Jalen Pickett at Ohio State, 1/16/22

OPPONENTS

POINTS	25	E.J. Liddell, Ohio State, 3/10/22
	25	Bryce McGowens, Nebraska, 2/27/22
FG MADE	10	Eric Curry, Minnesota, 2/12/22
FG ATT	20	Hunter Dickinson, Michigan, 2/8/22
FG % (min 5 made)	857, (6-7)	Julius Marble, Michigan St., 2/15/22
3-PT FG MADE	5	Boo Buie, Northwestern, 1/5/22
3-PT FG ATTS	10	Da'Monte Williams, Illinois, 3/3/22
3-PT FG % (min 3 made)	1.000, (4-4)	Kyle Young, Ohio State, 12/5/21
	1.000, (3-3)	C.J. Wilcher, Nebraska, 2/27/22
	1.000 (3-3)	Xavier Johnson, Indiana, 1/26/22
Free Throws Made	11	E.J. Liddell, Ohio State, 3/10/22
Free Throw Att.	13	E.J. Liddell, Ohio State, 3/10/22
FT % (min 6 made)	1.000 (6-6)	Bryce McGowens, Nebraska, 2/27/22
	1.000 (6-6)	Hunter Dickinson, Michigan, 2/8/22
	1.000 (6-6)	Glenn Taylor Jr., Oregon St., 11/27/21
	1.000 (6-6)	Nazir Williams, Cornell, 11/22/21
REBOUNDS	15	Hunter Dickinson, Michigan, 2/8/22
ASSISTS	10	Payton Willis, Minnesota, 2/12/22
STEALS	5	Rob Higgins, St. Francis (N.Y.), 11/18/21
BLOCKED SHOTS	4	Hunter Dickinson, Michigan, 2/8/22
	4	Trayce Jackson-Davis, Indiana, 1/26/22

GAME-BY-GAME STARTERS

OPP.	Record					
YOUNGSTOWN ST.	Sessoms	Pickett	Dread	Lundy	Harrar	1-0
at UMass	Sessoms	Pickett	Cornwall	Lundy	Harrar	0-1
ST. FRANCIS (N.Y.)	Sessoms	Pickett	Lundy	White	Harrar	1-0
CORNELL	Sessoms	Pickett	Dread	Lundy	Harrar	2-0
vs. LSU	Sessoms	Pickett	Dread	Lundy	Harrar	2-1
vs. Oregon St.	Sessoms	Pickett	Dread	Lundy	Harrar	3-1
MIAMI (Fla.)	Sessoms	Pickett	Dread	Lundy	Harrar	3-2
OHIO STATE	Sessoms	Pickett	Cornwall	Lundy	Harrar	0-2
WAGNER	Cornwall	Pickett	Dread	Lundy	Harrar	1-0
at Michigan St.	Cornwall	Pickett	Dread	Lundy	Harrar	1-1
INDIANA	Cornwall	Pickett	Lundy	Lee	Harrar	1-0
at Northwestern	Cornwall	Pickett	Lundy	Lee	Harrar	2-0
PURDUE	Cornwall	Pickett	Lundy	Lee	Harrar	2-1
RUTGERS	Pickett	Dread	Lundy	Lee	Harrar	1-0
at Ohio State	Sessoms	Pickett	Dread	Lee	Harrar	0-1
at Iowa	Sessoms	Pickett	Lundy	Lee	Harrar	1-0

OPP.	Record					
at Indiana	Cornwall	Pickett	Lundy	Lee	Harrar	2-2
IOWA	Pickett	Johnson	Dread	Lundy	Harrar	1-0
at Wisconsin	Pickett	Johnson	Dread	Lundy	Harrar	1-1
MICHIGAN	Pickett	Johnson	Dread	Lundy	Harrar	1-2
at Minnesota	Pickett	Johnson	Dread	Lundy	Harrar	1-3
MICHIGAN ST.	Pickett	Johnson	Dread	Lundy	Harrar	2-3
MINNESOTA	Pickett	Johnson	Dread	Lundy	Harrar	3-3
at Maryland	Pickett	Johnson	Dread	Lundy	Harrar	3-4
NORTHWESTERN	Pickett	Johnson	Dread	Lundy	Harrar	4-4
NEBRASKA	Pickett	Johnson	Dread	Lundy	Harrar	4-5
at Illinois	Pickett	Johnson	Lundy	Lee	Harrar	0-1
at Rutgers	Pickett	Johnson	Lundy	Lee	Harrar	0-2
vs. Minnesota	Pickett	Johnson	Dread	Lundy	Harrar	5-5
vs. Ohio State	Pickett	Johnson	Lundy	Lee	Harrar	1-2
vs. Purdue	Pickett	Johnson	Dread	Lundy	Harrar	5-6

BOLD denotes new lineup.

2021-22 SEASON REVIEW

SCHEDULE & RESULTS

OVERALL RECORD 14-17

BIG TEN	7-13
NON-CONFERENCE	7-4
HOME	10-5
AWAY	1-10
NEUTRAL	3-2

DATE OPPONENT TV RESULT

N10 Wed.	YOUNGSTOWN STATE	BTN	75-59	W
N15 Mon.	at Massachusetts	CBSN	56-81	L
N18 Thurs.	ST. FRANCIS (N.Y.) ¹	B1G+	74-59	W
N22 Mon.	CORNELL	BTN	85-74	W
N26 Fri.	vs. LSU ²	CBSN	63-68	L(OT)
N27 Sat.	vs. Oregon State ²	--	60-45	W
D1 Wed.	MIAMI (Fla.) ³	ESPNU	68-63	L
D5 Sun.	OHIO STATE*	BTN	64-76	L
D8 Wed.	WAGNER	B1G+	74-54	W
D11 Sat.	at No. 19 Michigan St.*	BTN	64-80	L
D18 Sat.	at VCU	NBCSN	Canceled/COVID-19	
D22 Wed.	QUINNIPIAC	BTN	Canceled/COVID-19	
D29 Wed.	DELAWARE STATE	B1G+	Canceled/COVID-19	
J2 Sun.	INDIANA*	BTN	61-58	W
J5 Wed.	at Northwestern*	BTN	74-70	W
J8 Sat.	No. 3 PURDUE*	BTN	67-74	L
J11 Tue.	RUTGERS*	BTN	66-49	W
J16 Sun.	at No. 16 Ohio State*	BTN	56-61	L
J22 Sat.	at Iowa*	BTN	51-68	L
J26 Wed.	at Indiana*	BTN	57-74	L
J31 Mon.	IOWA*	BTN	90-86	W(2OT)
F5 Sat.	at No. 11 Wisconsin*	BTN	49-51	L
F8 Tue.	MICHIGAN*	ESPN2	57-58	L
F12 Sat.	at Minnesota*	BTN	70-76	L
F15 Tue.	No. 19 MICHIGAN ST.*	BTN	62-58	W
F17 Thurs.	MINNESOTA*	BTN	67-46	W
F21 Mon.	at Maryland*	ESPN2	61-67	L
F25 Fri.	NORTHWESTERN*	FS1	67-60	W
F27 Sun.	NEBRASKA*	BTN	70-93	L
M3 Thurs.	at No. 20 Illinois*	FS1	55-60	L
M6 Sun.	at Rutgers*	BTN	58-59	L

BIG TEN TOURNAMENT

M9 Wed.	vs. Minnesota ⁴	BTN	60-51	W
M10 Thurs.	vs. Ohio State ⁴	BTN	71-68	W
M11 Fri.	vs. No. 9 Purdue ⁴	BTN	61-69	L

- 1 - Emerald Coast Classic (Campus site game - University Park, Pa.)
- 2 - Emerald Coast Classic (Niceville, Fla./Raider Arena)
- 3 - B1G/ACC Challenge (University Park, Pa.)
- 4 - Big Ten Tournament (Indianapolis, Ind./Gainbridge Fieldhouse)

* - Big Ten Conference game

All rankings are from the Associated Press Poll.

G1: Penn State 75, Youngstown State 59

Nov. 10, 2021 Bryce Jordan Center (University Park, Pa.)

Youngstown St. 59 - 0-1,0-0 Horizon

#	Player	Total		3-Pr		Rebounds		PF	TP	A	TO	Bk	Stl	Min
		FG	FTA	FG%	FT	FTA	FT%							
31	Michael Akuchie	1	9-18	4-7	0-0	4	6	10	2	22	1	4	0	37
20	Tervin Olson	1	1-9	0-5	0-0	1	0	1	2	2	1	0	0	22
02	Deshayne Cahill	1	2-8	1-3	0-0	0	3	3	2	5	0	1	2	33
22	Shemar Ratham-Mayes	4	3-5	1-1	3-6	0	3	3	10	0	0	0	0	27
23	Garrett Covington	3	4-7	1-2	2-4	1	4	5	1	11	1	2	0	35
01	Jamir Thomas	0	0-0	0-0	0-0	0	0	0	3	0	0	0	0	3
10	Luke Chicone	0	1-1	0-0	0-0	0	0	0	2	0	0	0	0	13
15	Myles Hunter	0	0-0	0-0	0-0	0	2	1	0	0	0	0	0	15
24	Chris Shelton	0	3-7	3-6	0-0	0	0	0	0	1	0	0	0	17
Team						0	1	1						
Totals			22-58	10-24	5-10	6	19	25	17	59	8	8	1	200
FG % 1st Half:		11-25	44.0%	2nd half:	11-31	35.5%	Game:		22-56	39.3%	Rebounds		Defensive	
3FG % 1st Half:		3-11	27.3%	2nd half:	7-13	53.8%	Game:		10-24	41.7%	Total		2	
FT % 1st Half:		1-3	33.3%	2nd half:	4-7	57.1%	Game:		5-10	50.0%	Assists		2	

Penn State 75 - 1-0,0-0 Big Ten

#	Player	Total		3-Pr		Rebounds		PF	TP	A	TO	Bk	Stl	Min
		FG	FTA	FG%	FT	FTA	FT%							
01	Seth Lundy	1	9-15	5-5	2-2	0	6	6	3	23	2	2	0	32
21	Harris, John	1	1-7	0-0	2-4	4	10	14	2	16	1	1	0	26
22	Myles Dread	4	0-3	0-3	0-0	0	4	4	1	0	2	2	0	31
08	Sam Sessoms	6	6-16	1-3	2-3	3	5	8	2	17	1	1	0	33
09	Pickett, Jalen	6	5-10	1-5	2-2	1	4	5	0	9	2	0	1	36
11	Corneill, Jahsem	1	1-4	1-3	0-0	0	1	1	0	3	0	0	0	22
14	White, Jabari	0	2-3	0-0	0-0	3	1	4	4	1	1	0	0	14
23	Johnson, Dallion	1	1-2	1-2	0-0	0	0	0	1	3	0	0	0	6
Team						2	2	4						
Totals			31-60	6-20	7-11	12	31	43	15	75	16	10	1	200
FG % 1st Half:		13-32	40.6%	2nd half:	18-28	64.3%	Game:		31-60	51.7%	Rebounds		Defensive	
3FG % 1st Half:		3-12	25.0%	2nd half:	3-8	37.5%	Game:		6-20	30.0%	Total		3	
FT % 1st Half:		6-9	66.7%	2nd half:	1-2	50.0%	Game:		7-11	63.6%	Assists		2	

Officials: Edwin Young, Rod Riley, Kelly Pfister
 Technical fouls: Youngstown St.-None; Penn State-None.
 Attendance: 7884
 2021-22 Men's Basketball, Round 0: Penn St. vs Youngstown St., Played at Bryce

Score by periods	1st	2nd	Total
Youngstown St.	28	33	59
Penn State	35	40	75

	Points	Off	2nd	Fast	Bench
Youngstown St.	19	12	2	0	0
Penn State	44	11	12	7	10

Last FG - YSU 2nd-06:08, PSU 2nd-01:04.
 Largest lead - YSU by 4 1st-05:58, PSU by 18 2nd-02:39.
 YSU led for 02:48, PSU led for 24:16. Game was tied for 01:57.

Score tied - 5 times.
 Lead changed - 6 times.

SHREWSBERRY ERA BEGINS WITH 75-59 WIN OVER YOUNGSTOWN STATE

Penn State opened its highly-anticipated 2021-22 campaign with a 75-59 win over Youngstown State inside the Bryce Jordan Center. The win marked the first under the leadership of Peter and Ann Tombros Endowed Head Coach Micah Shrewsberry.

Junior Seth Lundy led all players with a game-high 23 points on 9-of-15 shooting and 3-of-5 from beyond the arc. Senior Sam Sessoms added 17 points, with 14 coming in the second half, to go along with five rebounds and a game- and team-best eight assists.

Graduate student John Harrar registered his seventh career double-double with 16 points and a tied career-best 14 rebounds. Harrar was a perfect 7-for-7 from the field, making him the first Nittany Lion to shoot 100% from the field with at least 7 FGA since Mike Watkins was a perfect 8-for-8 at Iowa on March 5, 2017.

After an initial five-point advantage for the Nittany Lions less than two minutes in, the next 10 or so minutes would see a back-and-forth contest with seven lead changes. The Nittany Lions broke the trend by going on an 18-5 run in the final 10:57 of the stanza, holding the Penguins to shoot 2-of-14 from the field, to take a 35-26 lead at the break.

Penn State started the second half the way it ended the first, going on a 10-4 run with five points by Jalen Pickett in the first four minutes.

Youngstown State was able to cut the deficit back down to single digits and get within six points with 7:12 remaining before the Nittany Lions went on a 10-0 run in a three-minute span to go back up by 16 and force the Penguins to call a timeout. Down the stretch, the Penn State defense held the visitors to 2-of-12 from the field for a 16-point victory.

BOX SCORES & POSTGAME NOTES

G2: Massachusetts 81, Penn State 56

Nov. 15, 2021 Mullins Center (Amherst, Mass.)

Penn State 56 • 1-1-0-0 Big Ten

#	Player	Total		3-Pr		Rebounds			PF	A	T	Blk	Stl	Min
		FG	FGA	FT	FTA	Off	Def	Tot						
01	Seth Lundy	1	4-7	2-4	4-4	0	4	4	2	14	1	2	0	27
21	Harrar, John	1	3-8	0-0	2-4	3	9	12	4	8	0	4	0	24
03	Sam Sessoms	1	3-8	1-1	3-4	1	2	3	1	12	0	3	0	1
11	Cornwall, Jaham	1	1-4	0-2	2-2	0	2	2	0	4	3	1	0	29
22	Pickett, Jaen	1	2-9	0-2	3-3	1	2	2	7	7	2	0	0	34
02	Myles Dread	1	1-5	1-4	0-1	1	2	3	3	9	0	1	0	28
04	Caleb Dorsey	0	0-0	0-0	0-0	0	0	0	0	0	0	0	0	6
14	White, Jalanni	3	3-6	0-0	3-3	6	2	8	0	0	0	0	0	1
23	Johnson, Dallion	1	1-4	0-0	0	1	2	2	0	0	0	0	0	11
	Team					1	1	2						
	Totals		19-51	4-15	14-18	10	25	35	18	56	11	15	0	2

FG % 1st Half: 10-27 37.0% 2nd half: 9-24 37.5% Game: 19-51 37.3% Doublet
3FG % 1st Half: 2-10 20.0% 2nd half: 2-5 40.0% Game: 4-15 26.7% Rebounds
FT % 1st Half: 11-13 84.6% 2nd half: 3-5 60.0% Game: 14-18 77.8% 3.1

Massachusetts 81 • 2-1-0-0 Atlantic

#	Player	Total		3-Pr		Rebounds			PF	A	T	Blk	Stl	Min
		FG	FGA	FT	FTA	Off	Def	Tot						
00	Trent Buttrick	1	4-12	3-8	8-9	3	6	9	1	19	6	1	2	37
46	Dyondre Dominguez	1	2-3	1-2	0-0	1	2	3	2	5	0	0	0	22
11	Nash Fernandes	4	5-8	0-2	3-3	0	2	2	3	13	3	2	0	20
22	Rick Kelly	1	6-10	4-7	1-2	0	1	1	1	17	4	2	0	1
23	T.J. Woods Jr.	1	0-4	0-2	0-0	0	3	3	2	0	0	0	0	15
03	Kolton Mitchell	1	0-1	0-0	0-0	1	0	1	2	0	0	0	0	9
10	Greg Jones	0	0-1	0-0	0-0	0	0	0	3	0	1	0	0	6
12	C.J. Kelly	1	5-8	3-5	4-6	0	3	3	2	17	1	1	0	31
35	Diabai Walker	1	4-6	2-3	0-3	2	4	2	10	0	0	0	0	15
	Team					0	3	3						
	Totals		26-54	13-29	16-23	7	22	29	18	81	14	8	2	8

FG % 1st Half: 14-26 53.8% 2nd half: 12-28 42.9% Game: 26-54 48.1% Doublet
3FG % 1st Half: 6-14 42.9% 2nd half: 7-15 46.7% Game: 13-29 44.8% Rebounds
FT % 1st Half: 3-5 60.0% 2nd half: 13-18 72.2% Game: 16-23 69.6% 3.1

Officials: Donnie Eppley, Brooks Wells, Brian Dorsey
Technical fouls: Penn State-None, Massachusetts-None.
Attendance: 3022
2021-22 Men's Basketball, Round 0, Massachusetts vs Penn St., Played at Mullins Center

Score by periods	1st		2nd		Total
	1st	2nd	1st	2nd	
Penn State	33	23	26	30	82
Massachusetts	37	44	81		

Last FG: PSU 2nd 01:49, UMass 2nd 00:17
Largest lead: PSU by 3 1st-19:24, UMass by 25 2nd-07:17
PSU led for 02:11, UMass led for 24:20. Game was tied for 02:31.

Score tied - 0 times.
Lead changed - 9 times.

G3: Penn State 74, St. Francis (N.Y.) 59

Nov. 18, 2021 Bryce Jordan Center (University Park, Pa.)

St. Francis Brooklyn 59 • 0-3-0-0 NEC

#	Player	Total		3-Pr		Rebounds			PF	A	T	Blk	Stl	Min
		FG	FGA	FT	FTA	Off	Def	Tot						
01	Pickett Emilien	1	7-17	0-1	2-4	3	3	6	3	16	1	3	0	34
12	Vuk Stevanovic	1	1-2	0-0	1-1	1	1	2	2	2	1	0	0	10
14	Rickie Wilcox Jr.	1	3-5	3-4	0-2	0	1	1	0	4	0	0	0	15
03	Rob Higgins	1	4-10	0-4	0-0	2	4	2	6	3	0	0	0	36
11	Michael Cabbage	1	0-6	0-1	0-0	0	4	4	0	2	2	0	0	23
15	Tracy Quattlebaum	1	3-4	2-3	0-0	0	0	0	4	6	1	2	0	29
15	Tracy Quattlebaum	1	1-5	0-3	0-0	1	3	4	0	2	1	2	0	26
24	Barak de HaA'ara	1	4-4	1-1	0-0	0	0	0	3	9	1	1	0	18
32	Jack Hengst	2	2-6	1-4	0-0	2	3	5	4	1	0	2	0	17
	Team					0	1	1						
	Totals		25-61	7-22	2-6	9	17	26	20	59	11	10	2	9

FG % 1st Half: 13-32 40.6% 2nd half: 13-29 44.8% Game: 26-61 41.0% Doublet
3FG % 1st Half: 3-13 23.1% 2nd half: 4-9 44.4% Game: 7-22 31.8% Rebounds
FT % 1st Half: 0-0 0.0% 2nd half: 2-6 33.3% Game: 2-6 33.3% 3

Penn State 74 • 2-1-0-0 Big Ten

#	Player	Total		3-Pr		Rebounds			PF	A	T	Blk	Stl	Min
		FG	FGA	FT	FTA	Off	Def	Tot						
01	Seth Lundy	1	2-6	2-4	5-6	0	6	6	1	11	2	6	0	1
14	White, Jalanni	1	4-5	0-0	0-1	4	3	7	5	8	2	1	0	17
21	Harrar, John	1	5-6	0-0	4-7	5	8	13	2	14	1	2	0	30
03	Sam Sessoms	1	10-13	0-1	6-7	0	3	3	0	28	1	2	0	34
22	Pickett, Jaen	1	1-7	0-2	2-2	0	1	1	0	4	3	2	0	15
02	Myles Dread	2	2-5	0-0	0-2	2	0	2	0	6	2	0	0	22
04	Caleb Dorsey	0	0-0	0-0	0-1	1	1	0	0	0	0	0	0	4
11	Cornwall, Jaham	1	2-4	1-3	0-0	0	1	1	0	5	0	1	0	17
23	Johnson, Dallion	1	0-3	0-0	0-0	0	0	0	1	0	0	0	0	9
	Team					0	1	1						
	Totals		26-49	5-15	17-23	9	27	36	10	74	11	15	0	5

FG % 1st Half: 16-28 57.1% 2nd half: 10-21 47.6% Game: 26-49 53.1% Doublet
3FG % 1st Half: 3-9 33.3% 2nd half: 2-6 33.3% Game: 5-15 33.3% Rebounds
FT % 1st Half: 5-6 83.3% 2nd half: 12-17 70.6% Game: 17-23 73.9% 3.1

Officials: Brian McBurn, Brian Dorsey, Bill E
Technical fouls: St. Francis Brooklyn-None, Penn State-None.
Attendance: 7989
2021-22 Men's Basketball, Round 0, Penn St. vs St. Francis Brooklyn, Played at Bryce Jordan Center

Score by periods	1st		2nd		Total
	1st	2nd	1st	2nd	
St. Francis Brooklyn	27	32	59		
Penn State	40	34	74		

Last FG: SF-NY 2nd 01:14, PSU 2nd 02:45
Largest lead: SF-NY by 4 1st-17:48, PSU by 17 2nd-08:35
SF-NY led for 02:21, PSU led for 38:15. Game was tied for 02:24.

Score tied - 2 times.
Lead changed - 1 time.

PENN STATE FALLS TO HOT-SHOOTING MASS TEAM ON THE ROAD

Penn State fell to the UMass Minutemen, 81-56, at the Mullins Center in the first road test of the 2021-22 campaign.

Junior Seth Lundy led the team in scoring for the second-straight game, finishing with 14 points. Senior Sam Sessoms added 12 points while graduate student John Harrar recorded a game-high 12 boards.

After an opening 3-pointer by Seth Lundy, Penn State struggled to get shots down through the first nearly five minutes, going 2-of-8 from the field to trail 10-5 at the first media timeout.

The Nittany Lion defense then held the Minutemen to just one field goal in the next three minutes as they would go on a 7-2 run to tie the game at 12-12 at the under-12 game.

The final three minutes of the half would finish with an 8-0 run by UMass and then a 5-0 run by Penn State after a 30-second half to get within four, 37-33, at the break. The Nittany Lions scored 11 points from the free throw line and had 12 second-chance points thanks to seven offensive boards in the first 20 minutes.

UMass started the second half on a 20-4 run to take a double-digit lead that would remain for the rest of the game.

Penn State held a 26-14 edge in points in the paint, but the Minutemen were hot from deep, shooting 44.8 percent (13-for-29) from 3-point range and scoring 39 points off the 3-pointer.

PENN STATE BOUNCES BACK WITH 74-59 WIN OVER ST. FRANCIS BROOKLYN

Twenty-six points from senior Sam Sessoms and the second double-double of the season from graduate student John Harrar helped lead the Penn State men's basketball team to a 74-59 victory over St. Francis Brooklyn inside the Bryce Jordan Center.

Sessoms led all players with 26 points, a personal best as a Nittany Lion for the second-year transfer. Harrar posted his second double-double of the season and eighth of his career with 14 points on 5-of-6 from the field and a game-high 13 rebounds.

Junior Seth Lundy added 11 points while senior Jalanni White made his first start as a Nittany Lion and recorded eight points off a 4-of-5 from the field with seven rebounds.

After initially trailing 6-2 to start the contest, Penn State went on a 12-5 run through the under-12 media timeout to take a 14-11 lead and never looked back.

The Nittany Lions led by nine, 24-15, midway through the first half thanks to two quick 3-pointers by Lundy prior to the under-8 media timeout.

Sam Sessoms would then score Penn State's final six points of the half, and totaled 14 in the final six minutes, to put the home team ahead by 13 at the break, 40-27.

The second half started with back-and-forth scoring as the Nittany Lions would lead by as much as 16.

Both teams would see periods of scoring droughts through the second half as Penn State outscored Saint Francis Brooklyn, 34-32, in the second stanza to maintain a double-digit lead into victory.

2021-22 SEASON REVIEW

G4: Penn State 85, Cornell 74

Nov. 22, 2021 Bryce Jordan Center (University Park, Pa.)

Cornell 74 - 4-1-0 Ivy League

#	Player	Total		3-Ptr		FT-FTA		Rebounds		PF	TPT	A	TO	Bk	Stl	Min
		FG	FGA	FG	FGA	FT	FTA	Off	Def							
14	Kobe Dickson	1	3-6	1-2	1-2	4	1	5	4	6	6	3	1	1	24	
23	Jordan Jones	1	2-7	1-5	1-1	0	2	2	5	0	1	0	1	0	26	
04	Greg Dolan	1	3-7	0-2	0-2	2	3	0	6	1	0	0	0	0	20	
13	Sarju Patel	1	5-11	3-4	2-2	0	5	5	1	15	1	0	0	0	23	
30	Chris Mamon	1	5-9	0-2	2-3	1	3	4	2	12	0	2	0	2	17	
02	Marcus Fillett	1	0-0	0-0	0-0	0	1	1	2	0	0	0	0	0	4	
06	Nazir Williams	1	3-6	2-3	6-6	0	4	1	14	1	2	0	0	0	19	
18	Keller Boothby	1	1-4	1-4	2-2	0	3	2	5	0	1	0	0	0	23	
35	Sean Hansen	1	1-2	0-1	0-1	1	0	1	1	2	1	0	0	0	11	
21	Guy Ragland Jr.	1	0-5	0-5	0-0	1	0	1	0	0	0	0	0	0	6	
24	Max Samberg	1	0-0	0-0	0-0	0	0	0	1	0	0	0	0	0	1	
25	Dean Neri	1	2-8	1-2	0-0	1	2	2	5	1	0	0	2	18		
31	Isaiah Gray	1	0-3	0-2	1-2	0	0	1	1	1	0	0	0	0	8	
Team																
Totals			25-66	9-32	15-21	13	26	39	22	74	13	9	1	9	200	

FG % 1st Half:	12-32	37.5%	2nd half:	13-34	38.2%	Game:	25-66	37.9%	Deatlow	Rebounds
3FG % 1st Half:	4-8	50.0%	2nd half:	3-14	21.4%	Game:	9-32	28.1%		
FT % 1st Half:	5-9	55.6%	2nd half:	7-12	58.3%	Game:	15-21	71.4%		

Penn State 85 - 3-1-0 Big Ten

#	Player	Total		3-Ptr		FT-FTA		Rebounds		PF	TPT	A	TO	Bk	Stl	Min
		FG	FGA	FG	FGA	FT	FTA	Off	Def							
01	Seth Lundy	1	5-13	5-8	0-1	2	3	7	23	0	4	1	1	0	27	
21	Harrar, John	1	3-5	0-0	1-2	3	9	12	4	7	1	1	2	1	32	
02	Myles Dread	1	1-6	1-6	2-2	0	2	2	5	4	1	0	2	34		
03	Sam Sessoms	1	6-11	6-7	4-4	1	5	6	2	22	4	4	0	1	34	
22	Pickett, Jalen	1	3-10	1-6	8-11	0	4	4	2	15	6	3	1	1	32	
11	Cornwall, Jahiem	1	1-5	1-5	0-0	0	4	4	3	1	1	0	0	0	20	
14	White, Jalanni	1	3-3	0-0	0	3	3	1	7	0	0	0	0	0	8	
20	Johnson, Dallan	1	1-2	1-2	0-0	0	0	1	3	0	0	0	0	0	3	
Team																
Totals			27-55	13-24	16-21	6	32	39	85	16	6	6	6	20	200	

FG % 1st Half:	15-31	48.4%	2nd half:	12-24	50.0%	Game:	27-55	49.1%	Deatlow	Rebounds
3FG % 1st Half:	5-9	55.6%	2nd half:	4-11	36.4%	Game:	16-21	76.2%		
FT % 1st Half:	3-5	60.0%	2nd half:	13-16	81.3%	Game:	27-33	81.8%		

Officials: Chad Barlow, Edwin Young, Chris Beaver
 Technical fouls: Cornell: None, Penn State: None
 Attendance: 7,615
 2021-22 Men's Basketball - Round 6: Cornell vs Penn St. Played at Bryce Jordan

Score by periods	1st	2nd	Total
Cornell	38	36	74
Penn State	41	44	85

Last FG - CU 2nd-00:15, PSU 2nd-03:38
 Largest lead - CU 10-15 lead @ 02:30, PSU 11-2nd-03:50
 CU lead for 13:19, PSU lead for 18:08, Game was tied for 02:55.

PENN STATE TOPS PREVIOUSLY UNDEFEATED CORNELL, 85-74

Three-point firepower and a 21-7 game-closing run in the final six minutes led the Penn State men's basketball team to a gritty 85-74 come-back victory over previously unbeaten Cornell inside the Bryce Jordan Center.

Penn State trailed 67-64 with six minutes to play before a try from senior Jalen Pickett was followed by three more Nittany Lion 3-pointers, two from senior Sam Sessoms and one from senior Myles Dread, to comprise a 12-4 streak that turned Penn State's three-point deficit into a five-point lead at the 3:38 mark. The Nittany Lions' free-throw shooting and defense took it from there, as Penn State shot 9-for-10 from the charity stripe in the final three minutes and held the Big Red to a 1-for-8 clip from the field en route to the 85-74 victory.

Sessoms and junior Seth Lundy accounted for 11 of the Nittany Lions' 15 3-pointers, as Sessoms went 6-7 and Lundy went 5-8 from beyond the arc, respectively.

Lundy finished with a game-high 23 points, his second 20-plus point performance of the season and sixth of his career. He added a season-high seven rebounds plus a block and a steal. Sessoms added 22, all from either beyond the arc or the charity stripe, for his second-straight game with at least 20 points, plus six rebounds, four assists and a steal to stuff the stat sheet.

Senior transfer Jalen Pickett was the third Nittany Lion in double digits with a season-high 15 points, plus six assists, four rebounds, a block and a steal.

Graduate student John Harrar had a game-high 12 rebounds to now record double-digit boards in each game this season.

G5: LSU 68, Penn State 63 - OT

Nov. 26, 2021 Raider Arena (Niceville, Fla.)

Penn State 63 - 3-2-0 Big Ten

#	Player	Total		3-Ptr		FT-FTA		Rebounds		PF	TPT	A	TO	Bk	Stl	Min
		FG	FGA	FG	FGA	FT	FTA	Off	Def							
01	Seth Lundy	1	3-16	1-11	1-1	1	1	3	4	3	8	1	2	0	37	
21	Harrar, John	1	3-4	0-0	1-3	3	4	0	7	4	7	2	2	1	34	
02	Myles Dread	1	4-10	3-9	0-0	0	2	5	11	2	0	0	1	38		
03	Sam Sessoms	1	6-11	1-5	0-0	3	7	10	1	13	5	5	1	43		
22	Pickett, Jalen	1	5-9	4-8	0-0	1	7	8	2	14	3	5	1	45		
04	Cornwall, Jahiem	1	3-5	3-5	0-0	0	1	1	9	1	1	0	0	20		
14	White, Jalanni	1	0-1	0-0	1-2	0	0	1	0	0	0	0	0	0	8	
Team																
Totals			24-56	12-38	3-6	8	27	35	17	63	14	16	3	21	225	

FG % 1st Half:	10-27	37.0%	2nd half:	12-23	52.2%	OT:	2-6	33.3%	Game:	24-56	42.9%	Deatlow	Rebounds
3FG % 1st Half:	6-20	30.0%	2nd half:	5-14	35.7%	OT:	1-4	25.0%	Game:	12-38	31.6%		
FT % 1st Half:	3-4	75.0%	2nd half:	0-1	0.0%	OT:	1-1	100%	Game:	3-4	50.0%		

LSU 68 - 6-0-0 SEC

#	Player	Total		3-Ptr		FT-FTA		Rebounds		PF	TPT	A	TO	Bk	Stl	Min
		FG	FGA	FG	FGA	FT	FTA	Off	Def							
04	Darius Days	1	4-14	0-4	0-0	2	4	6	4	8	1	0	1	1	38	
05	Mwani Wilkinson	1	1-2	0-1	0-0	2	1	3	1	2	0	0	0	1	21	
15	Erion Reed	1	4-8	0-1	0-0	2	1	3	3	8	0	0	0	0	22	
00	Brandon Murray	1	3-8	0-2	0-0	2	3	5	0	6	0	0	0	0	38	
01	Xavier Pinson	1	4-13	2-7	5-6	1	2	3	2	15	3	1	0	0	33	
02	Eric Gaines	1	3-6	0-1	1-3	1	3	4	1	7	3	2	1	1	30	
03	Alexis Fudge	1	1-4	0-2	0-0	1	6	7	0	2	0	1	0	0	15	
13	Tari Eason	1	4-14	2-6	10-12	4	5	9	2	10	2	1	2	0	28	
Team																
Totals			24-69	4-24	16-21	17	25	42	14	66	8	7	2	6	225	

FG % 1st Half:	11-30	36.7%	2nd half:	12-26	46.2%	OT:	1-4	25.0%	Game:	24-69	34.8%	Deatlow	Rebounds
3FG % 1st Half:	2-14	14.3%	2nd half:	2-8	25.0%	OT:	0-2	0.0%	Game:	4-24	16.7%		
FT % 1st Half:	3-3	100%	2nd half:	6-8	75.0%	OT:	1-1	100%	Game:	16-21	76.2%		

Officials: John Gaffney, Doug Strows, Roger Ayers
 Technical fouls: Penn State: None, LSU: None
 Attendance: 2,146
 2021-22 Men's Basketball - Round 0: LSU vs Penn St. Played at Raider Arena.

Score by periods	1st	2nd	OT	Total
Penn State	29	25	9	63
LSU	26	32	10	68

Last FG - PSU 07-02:03, LSU 07-03:57
 Largest lead - PSU by 1-16 @ 08, LSU by 6 @ 07-03:14,
 PSU lead for 25:18, LSU led for 16:10, Game was tied for 03:31.

PENN STATE FALLS TO LSU IN OVERTIME THRILLER

The Penn State men's basketball team took the Nittany Lions' LSU Tigers to overtime following a last-second game-tying layup by junior Seth Lundy, but the Nittany Lions ultimately fell in extra time, 68-63, in the opening game of the 2021 Emerald Coast Classic.

The back-and-forth defensive battle saw seven lead changes, five ties, and neither team lead by more than five points in regulation.

Senior guard Jalen Pickett led the Nittany Lions in scoring with 14 points, including four 3-pointers, for his second-straight game in double digits. He also added a season-high eight rebounds, three assists, a block and a steal to his stat line.

Senior Sam Sessoms recorded a double-double on 13 points and 10 rebounds, his first double-double as a Nittany Lion and the fourth of his career. All of Sessoms' points came in the second half plus the overtime period. He also added a game-high five assists plus a block. Senior Myles Dread had 11 points of his own with three 3-pointers for a season high.

The Penn State defense held LSU almost 20 points below its season-scoring average of 85.4 points. The defense also held the Tigers to just a 34.8 percent (24-69) clip from the field and 16.7 percent from beyond the arc (4-24), far below their respective season averages of 50.0 and 38.4.

BOX SCORES & POSTGAME NOTES

G6: Penn State 60, Oregon State 45

Nov. 27, 2021

Raider Arena (Neville, Fla.)

Penn State 60 • 4-2-0 Big Ten

#	Player	Total		3-Pt		Rebounds		PF	TP	A	TO	Bk	Stl	Min
		FG	FGA	FT	FTA	Off	Def							
01	Seth Lundy	4	11	1	4	4	0	7	1	13	0	0	0	30
21	Harrar, John	1	3	0	0	0	2	4	6	0	6	0	0	1
02	Myles Dread	5	4	0	0	1	2	1	1	12	1	0	0	31
03	Sam Sessions	9	15	0	0	1	1	3	4	3	2	4	0	29
22	Pickett, Jaen	4	13	4	0	0	4	2	14	7	1	0	0	36
11	Cornwall, Jahame	0	2	0	0	2	2	1	0	1	0	0	0	18
14	White, Jaamari	2	5	0	0	2	5	2	4	1	0	0	0	20
23	Henson, Dalton	3	6	3	0	0	1	2	3	2	0	0	0	16
	Team					0	0	0	0	0	0	0	0	
	Totals	22	54	12	30	4	6	7	28	35	12	6	0	14

FG % 1st Half: 11.07 40.3% 2nd half: 11.07 40.3% Game: 25.00 40.0%
 3FG % 1st Half: 6.15 45.0% 2nd half: 6.15 45.0% Game: 12.00 40.0%
 FT % 1st Half: 1.2 50.0% 2nd half: 3.4 75.0% Game: 4.6 66.7%

Oregon St 45 • 1-4-0 Pac-12

#	Player	Total		3-Pt		Rebounds		PF	TP	A	TO	Bk	Stl	Min
		FG	FGA	FT	FTA	Off	Def							
10	Warth Alatishe	1	8	0	1	0	2	6	8	1	2	0	0	21
24	Rodriguez Andelis	1	0	0	0	0	3	3	1	0	0	1	0	12
02	Jarrod Lucas	6	12	2	0	1	1	0	11	0	11	0	0	27
03	Destler Akarino	9	13	1	1	0	0	0	0	1	3	0	0	15
13	Mashburn Davis	5	14	0	0	0	0	0	0	0	0	0	0	27
00	Glenn Hurl	1	4	0	3	2	0	1	2	4	0	1	0	22
02	Pickett, Jaen	0	1	0	0	0	0	0	0	0	0	0	0	7
04	Tre Williams	4	6	0	0	0	5	0	8	0	0	0	0	22
05	Xzavier Malone-Key	1	2	0	0	0	0	0	2	1	0	0	0	5
12	Flanagan Silva	2	3	0	0	0	1	2	1	4	1	0	0	13
24	Isiah Johnson	0	0	0	0	0	1	0	0	0	0	0	0	11
35	James Taylor Jr.	0	2	0	1	1	1	0	0	0	0	0	0	12
43	Alexand Rand Jr.	1	1	1	0	0	2	0	0	0	0	0	0	6
	Team					0	0	0	0	0	0	0	0	
	Totals	16	51	4	17	9	10	6	23	29	8	4	5	2

FG % 1st Half: 7.28 25.0% 2nd half: 9.23 36.1% Game: 8.53 31.4%
 3FG % 1st Half: 2.7 38.6% 2nd half: 2.10 20.0% Game: 4.17 25.9%
 FT % 1st Half: 1.2 50.0% 2nd half: 8.8 100.0% Game: 9.10 90.0%

Officials: Pat Adams, Doug Shows, Roger Ayers
 Technical Fouls: Penn State:None Oregon St:Warth Alatishe
 Attendance: 1590

2021-22 Men's Basketball: Round 0 Oregon St. vs Penn St. Played at Raider A

Score by periods	1st	2nd	Total
Penn State	29	31	60
Oregon St	17	28	45

Lead FG - PSU 2nd-00:14. OREGONST 2nd-00:00
 Largest lead - PSU by 28 @00:03. OREGONST by 5 @1:13.25
 PSU led for 30:44. OREGONST led for 08:02. Game was tied for 03:14.

G7: Miami (Fla.) 63, Penn State 58

Dec. 1, 2021

Bryce Jordan Center (University Park, Pa.)

Miami (Fl) 63 • 5-3-0 ACC

#	Player	Total		3-Pt		Rebounds		PF	TP	A	TO	Bk	Stl	Min
		FG	FGA	FT	FTA	Off	Def							
21	Sam Waardenburg	5	11	4	0	0	2	14	3	1	0	0	0	33
02	Isiah Wong	4	12	0	4	4	1	4	5	1	12	1	3	1
03	Charlie Moore	5	10	2	4	0	2	3	12	4	2	0	0	29
11	Jordan Miller	2	12	1	1	0	1	4	3	5	1	0	0	34
23	Kameron McCleary	5	10	2	4	0	1	2	2	2	12	3	1	0
01	Anthony Walker	2	4	0	1	0	0	1	0	1	4	0	1	0
04	Bensley Joseph	1	0	0	0	0	2	2	2	0	1	0	0	11
14	Rodney Miller Jr.	0	2	0	0	0	2	2	0	0	0	0	0	0
16	Woods Peabler	2	6	0	3	0	0	1	0	0	2	0	0	20
	Team					0	0	0	0	0	0	0	0	
	Totals	25	58	9	25	4	5	22	27	15	63	13	8	1

FG % 1st Half: 11.02 34.4% 2nd half: 14.29 53.8% Game: 25.58 43.1%
 3FG % 1st Half: 4.11 38.4% 2nd half: 5.14 35.7% Game: 9.25 38.0%
 FT % 1st Half: 3.3 100.0% 2nd half: 1.2 50.0% Game: 4.5 80.0%

Penn State 58 • 4-3-0 Big Ten

#	Player	Total		3-Pt		Rebounds		PF	TP	A	TO	Bk	Stl	Min
		FG	FGA	FT	FTA	Off	Def							
01	Seth Lundy	6	14	2	9	0	2	6	8	2	14	0	2	1
21	Harrar, John	1	6	0	0	4	3	12	3	16	1	3	0	1
02	Myles Dread	9	3	0	3	0	1	3	4	0	2	0	0	33
03	Sam Sessions	9	12	0	0	0	1	2	0	0	8	3	2	0
22	Pickett, Jaen	5	2	0	3	0	1	2	6	3	4	4	2	0
11	Cornwall, Jahame	1	2	0	2	0	1	2	5	0	0	0	0	17
14	White, Jaamari	1	1	0	0	0	0	0	0	0	2	2	0	0
23	Henson, Dalton	0	1	0	0	0	0	0	0	0	0	0	0	0
	Team					0	0	0	0	0	0	0	0	
	Totals	23	53	6	24	0	9	29	38	12	58	11	14	2

FG % 1st Half: 10.26 38.5% 2nd half: 13.07 48.1% Game: 23.53 43.4%
 3FG % 1st Half: 2.12 16.7% 2nd half: 4.12 33.3% Game: 6.24 25.0%
 FT % 1st Half: 1.2 50.0% 2nd half: 5.7 71.4% Game: 6.9 66.7%

Officials: Rob Kuhneman, Dennis Eppley, Kelly Pfister
 Technical Fouls: Miami (Fl):None Penn State:None
 Attendance: 2071

2021-22 Men's Basketball: Round 0 Miami (Fl) vs Penn St. Played at Bryce Jordan

Score by periods	1st	2nd	Total
Miami (Fl)	29	34	63
Penn State	23	35	58

Lead FG - MIAMI 2nd-00:00
 Largest lead - MIAMI by 8 @2:17.19 PSU by 5 @6:12.14
 MIAMI led for 25:36. PSU led for 06:04. Game was tied for 06:02.

STRONG DEFENSE LEADS PENN STATE TO 60-45 WIN OVER OREGON STATE

The Penn State men's basketball team closed out Thanksgiving week with a strong defensive performance in a 60-45 win over Oregon State in the final game of the 2021 Emerald Coast Classic Saturday afternoon at Raider Arena.

The Penn State defensive effort was impressive as the Nittany Lions held the Beavers to a 31.4 percent (16-51) clip from the field and 23.5 percent (4-17) mark from 3-point range. The Nittany Lions kept Oregon State to 45 points, marking the first time Penn State held an opponent to 45 or less points since Jan. 17, 2018 when Penn State kept Rutgers to 43 points.

Senior guard Jaen Pickett led the Nittany Lions in scoring for the second consecutive game with a game-high 14 points. Pickett also added four rebounds and tied his season best with seven assists.

Junior Seth Lundy and senior Myles Dread also contributed double-digit points with a respective 13 and 12. Dread hit four shots from beyond the arc, a season best, while Lundy pulled down seven boards on the defensive end.

The Penn State defense held Oregon State to just 17 points on 7-28 shooting (25.0 percent) in the first half, the fewest points allowed in a half this season.

Penn State allowed Oregon State to score 45 total points, the lowest for an opponent since allowing 43 against Rutgers in the 2017-18 season (1/27/18).

The Nittany Lions turned the ball over just seven times.

NITTANY LIONS FALL TO MIAMI IN TIGHT BIG TEN/ACC CHALLENGE MATCHUP

The Penn State men's basketball team fell to the Miami Hurricanes in a tight 63-58 matchup in the 2021 Big Ten/ACC Challenge inside the Bryce Jordan Center.

The annual Big Ten/ACC Challenge game saw 11 lead changes and six tie scores, with no lead larger than eight by the Hurricanes. Both teams shot 43 percent from the field after shooting under 39 percent in the first half.

Graduate student John Harrar led all players on the floor with 16 points and 12 rebounds for his third double-double of the season and ninth in his career.

Junior Seth Lundy added 14 points, eight rebounds and a block, while senior Myles Dread had nine points, all from beyond the arc.

Penn State dominated the glass, outrebounding Miami, 38-27. The Nittany Lions have outrebounded their opponents in five of seven games this season and have grabbed at least 35 rebounds in every game.

The Nittany Lion defense also controlled the paint, keeping the Hurricanes to 20 points in the paint, well under their season average of 32.6. Penn State also held Miami 10 points below its season-scoring average of 73.3.

Harrar shot a perfect 6-of-6 from the floor to tie his season high of 16 points, previously set in the season opener against Youngstown State (11/10/21).

2021-22 SEASON REVIEW

G8: Ohio State 76, Penn State 64

Dec. 5, 2021 Bryce Jordan Center (University Park, Pa.)

Ohio St. 76 - 62-1-0 Big Ten		Total		3-Ptr		Rebounds		PF		TP		A TO Bk St		Min	
#	Player	FG	FGA	FT	FTA	OR	DR	PF	TP	A	TO	Bk	St	Min	
10	Justin Ahrens	1	3-9	3-8	0-0	0	4	2	9	1	1	0	1	30	
21	Zach Frazier	1	2-4	0-0	0-0	1	2	3	4	1	2	1	0	20	
2	E.J. Luddell	1	4-9	0-2	6-8	2	3	5	4	1	4	1	3	31	
22	Makhi Brancham	9	5-9	1-3	0-0	0	1	3	11	1	1	0	0	27	
56	Jamarr Wheeler	9	4-10	1-6	0-0	1	4	5	1	9	8	0	3	37	
00	Meechie Johnson Jr.	3	3-5	2-2	0-0	0	1	1	3	8	2	2	0	15	
02	Cedric Russell	1	1-3	1-2	0-0	0	0	0	1	3	0	0	0	10	
26	Kyle Young	4	4-4	4-4	4-4	1	6	7	2	16	1	1	0	23	
20	Josely Brunk	1	1-1	0-0	0	0	0	0	2	1	0	0	0	7	
Team		27-53		12-27		10-12		23		29		16		64	
Totals		27-53		12-27		10-12		23		29		16		64	

FG % 1st Half: 15-27 55.6% 2nd half: 12-26 46.2% Game: 27-53 50.9% Double Rebounds: 0
 3FG % 1st Half: 7-16 43.8% 2nd half: 5-11 45.5% Game: 10-27 37.0%
 FT % 1st Half: 4-5 80.0% 2nd half: 8-10 80.0% Game: 12-22 54.5%

Penn State 64 - 44-0-1 Big Ten

#	Player	FG	FGA	FT	FTA	OR	DR	PF	TP	A	TO	Bk	St	Min	
01	Seth Lundy	1	5-12	1-3	2-2	1	4	3	2	13	0	4	1	25	
21	Harrar, John	1	6-9	0-0	0-2	3	9	12	3	12	1	1	0	28	
03	Sam Sessoms	9	2-7	1-2	0-0	0	0	0	5	4	3	0	0	28	
11	Cornwall, Jahameen	9	1-5	0-2	4-4	0	0	0	0	6	3	0	0	22	
22	Pickett, Jalen	9	8-15	2-7	5-5	1	3	4	2	23	3	4	0	40	
02	Myles Dread	1	1-3	1-3	0-0	0	0	2	2	3	1	2	0	21	
14	White, Jalandri	0	0-0	0-0	2-2	1	1	2	3	2	0	0	0	13	
23	Johnson, Dallion	0	0-0	0-0	0	0	0	0	0	0	0	0	0	15	
Team		23-51		5-17		13-15		6		23		16		64	
Totals		23-51		5-17		13-15		6		23		16		64	

FG % 1st Half: 12-27 44.4% 2nd half: 11-24 45.8% Game: 23-51 45.1%
 3FG % 1st Half: 4-9 44.4% 2nd half: 1-8 12.5% Game: 5-17 29.4%
 FT % 1st Half: 2-2 100.0% 2nd half: 11-13 84.6% Game: 13-15 86.7%

Officials: Brandon Cruz D.J. Carstenen, Lary Siroto
 Technical Fouls: Ohio St.-None; Penn State-None
 Attendance: 9,128
 2021-22 Men's Basketball Round: 0 Ohio St. vs Penn St. Played at Bryce Jord

Score by periods	1st	2nd	Total
Ohio St.	41	35	76
Penn State	30	34	64

Last FG - OHST 2nd-00:41, PSU 2nd-00:50
 Largest lead - OHST by 18 2nd-02:39, PSU by 7 1st-16:25
 OHST led for 34:31, PSU led for 04:35. Game was tied for 00:54.
 Score tied - 1 time.
 Lead changed - 4 times.

Score by periods	1st	2nd	Total
Ohio St.	41	35	76
Penn State	30	34	64

Last FG - OHST 2nd-00:41, PSU 2nd-00:50
 Largest lead - OHST by 18 2nd-02:39, PSU by 7 1st-16:25
 OHST led for 34:31, PSU led for 04:35. Game was tied for 00:54.
 Score tied - 1 time.
 Lead changed - 4 times.

Score by periods	1st	2nd	Total
Ohio St.	41	35	76
Penn State	30	34	64

Last FG - OHST 2nd-00:41, PSU 2nd-00:50
 Largest lead - OHST by 18 2nd-02:39, PSU by 7 1st-16:25
 OHST led for 34:31, PSU led for 04:35. Game was tied for 00:54.
 Score tied - 1 time.
 Lead changed - 4 times.

Score by periods	1st	2nd	Total
Ohio St.	41	35	76
Penn State	30	34	64

Last FG - OHST 2nd-00:41, PSU 2nd-00:50
 Largest lead - OHST by 18 2nd-02:39, PSU by 7 1st-16:25
 OHST led for 34:31, PSU led for 04:35. Game was tied for 00:54.
 Score tied - 1 time.
 Lead changed - 4 times.

Score by periods	1st	2nd	Total
Ohio St.	41	35	76
Penn State	30	34	64

Last FG - OHST 2nd-00:41, PSU 2nd-00:50
 Largest lead - OHST by 18 2nd-02:39, PSU by 7 1st-16:25
 OHST led for 34:31, PSU led for 04:35. Game was tied for 00:54.
 Score tied - 1 time.
 Lead changed - 4 times.

Score by periods	1st	2nd	Total
Ohio St.	41	35	76
Penn State	30	34	64

Last FG - OHST 2nd-00:41, PSU 2nd-00:50
 Largest lead - OHST by 18 2nd-02:39, PSU by 7 1st-16:25
 OHST led for 34:31, PSU led for 04:35. Game was tied for 00:54.
 Score tied - 1 time.
 Lead changed - 4 times.

Score by periods	1st	2nd	Total
Ohio St.	41	35	76
Penn State	30	34	64

Last FG - OHST 2nd-00:41, PSU 2nd-00:50
 Largest lead - OHST by 18 2nd-02:39, PSU by 7 1st-16:25
 OHST led for 34:31, PSU led for 04:35. Game was tied for 00:54.
 Score tied - 1 time.
 Lead changed - 4 times.

Score by periods	1st	2nd	Total
Ohio St.	41	35	76
Penn State	30	34	64

Last FG - OHST 2nd-00:41, PSU 2nd-00:50
 Largest lead - OHST by 18 2nd-02:39, PSU by 7 1st-16:25
 OHST led for 34:31, PSU led for 04:35. Game was tied for 00:54.
 Score tied - 1 time.
 Lead changed - 4 times.

Score by periods	1st	2nd	Total
Ohio St.	41	35	76
Penn State	30	34	64

Last FG - OHST 2nd-00:41, PSU 2nd-00:50
 Largest lead - OHST by 18 2nd-02:39, PSU by 7 1st-16:25
 OHST led for 34:31, PSU led for 04:35. Game was tied for 00:54.
 Score tied - 1 time.
 Lead changed - 4 times.

Score by periods	1st	2nd	Total
Ohio St.	41	35	76
Penn State	30	34	64

Last FG - OHST 2nd-00:41, PSU 2nd-00:50
 Largest lead - OHST by 18 2nd-02:39, PSU by 7 1st-16:25
 OHST led for 34:31, PSU led for 04:35. Game was tied for 00:54.
 Score tied - 1 time.
 Lead changed - 4 times.

Score by periods	1st	2nd	Total
Ohio St.	41	35	76
Penn State	30	34	64

Last FG - OHST 2nd-00:41, PSU 2nd-00:50
 Largest lead - OHST by 18 2nd-02:39, PSU by 7 1st-16:25
 OHST led for 34:31, PSU led for 04:35. Game was tied for 00:54.
 Score tied - 1 time.
 Lead changed - 4 times.

Score by periods	1st	2nd	Total
Ohio St.	41	35	76
Penn State	30	34	64

Last FG - OHST 2nd-00:41, PSU 2nd-00:50
 Largest lead - OHST by 18 2nd-02:39, PSU by 7 1st-16:25
 OHST led for 34:31, PSU led for 04:35. Game was tied for 00:54.
 Score tied - 1 time.
 Lead changed - 4 times.

Score by periods	1st	2nd	Total
Ohio St.	41	35	76
Penn State	30	34	64

Last FG - OHST 2nd-00:41, PSU 2nd-00:50
 Largest lead - OHST by 18 2nd-02:39, PSU by 7 1st-16:25
 OHST led for 34:31, PSU led for 04:35. Game was tied for 00:54.
 Score tied - 1 time.
 Lead changed - 4 times.

Score by periods	1st	2nd	Total
Ohio St.	41	35	76
Penn State	30	34	64

Last FG - OHST 2nd-00:41, PSU 2nd-00:50
 Largest lead - OHST by 18 2nd-02:39, PSU by 7 1st-16:25
 OHST led for 34:31, PSU led for 04:35. Game was tied for 00:54.
 Score tied - 1 time.
 Lead changed - 4 times.

Score by periods	1st	2nd	Total
Ohio St.	41	35	76
Penn State	30	34	64

Last FG - OHST 2nd-00:41, PSU 2nd-00:50
 Largest lead - OHST by 18 2nd-02:39, PSU by 7 1st-16:25
 OHST led for 34:31, PSU led for 04:35. Game was tied for 00:54.
 Score tied - 1 time.
 Lead changed - 4 times.

Score by periods	1st	2nd	Total
Ohio St.	41	35	76
Penn State	30	34	64

Last FG - OHST 2nd-00:41, PSU 2nd-00:50
 Largest lead - OHST by 18 2nd-02:39, PSU by 7 1st-16:25
 OHST led for 34:31, PSU led for 04:35. Game was tied for 00:54.
 Score tied - 1 time.
 Lead changed - 4 times.

Score by periods	1st	2nd	Total
Ohio St.	41	35	76
Penn State	30	34	64

Last FG - OHST 2nd-00:41, PSU 2nd-00:50
 Largest lead - OHST by 18 2nd-02:39, PSU by 7 1st-16:25
 OHST led for 34:31, PSU led for 04:35. Game was tied for 00:54.
 Score tied - 1 time.
 Lead changed - 4 times.

Score by periods	1st	2nd	Total
Ohio St.	41	35	76
Penn State	30	34	64

Last FG - OHST 2nd-00:41, PSU 2nd-00:50
 Largest lead - OHST by 18 2nd-02:39, PSU by 7 1st-16:25
 OHST led for 34:31, PSU led for 04:35. Game was tied for 00:54.
 Score tied - 1 time.
 Lead changed - 4 times.

Score by periods	1st	2nd	Total
Ohio St.	41	35	76
Penn State	30	34	64

Last FG - OHST 2nd-00:41, PSU 2nd-00:50
 Largest lead - OHST by 18 2nd-02:39, PSU by 7 1st-16:25
 OHST led for 34:31, PSU led for 04:35. Game was tied for 00:54.
 Score tied - 1 time.
 Lead changed - 4 times.

Score by periods	1st	2nd	Total
Ohio St.	41	35	76
Penn State	30	34	64

Last FG - OHST 2nd-00:41, PSU 2nd-00:50
 Largest lead - OHST by 18 2nd-02:39, PSU by 7 1st-16:25
 OHST led for 34:31, PSU led for 04:35. Game was tied for 00:54.
 Score tied - 1 time.
 Lead changed - 4 times.

Score by periods	1st	2nd	Total
Ohio St.	41	35	76
Penn State	30	34	64

Last FG - OHST 2nd-00:41, PSU 2nd-00:50
 Largest lead - OHST by 18 2nd-02:39, PSU by 7 1st-16:25
 OHST led for 34:31, PSU led for 04:35. Game was tied for 00:54.
 Score tied - 1 time.
 Lead changed - 4 times.

Score by periods	1st	2nd	Total
Ohio St.	41	35	76
Penn State	30	34	64

Last FG - OHST 2nd-00:41, PSU 2nd-00:50
 Largest lead - OHST by 18 2nd-02:39, PSU by 7 1st-16:25
 OHST led for 34:31, PSU led for 04:35. Game was tied for 00:54.
 Score tied - 1 time.
 Lead changed - 4 times.

Score by periods	1st	2nd	Total
Ohio St.	41	35	76
Penn State	30	34	64

Last FG - OHST 2nd-00:41, PSU 2nd-00:50
 Largest lead - OHST by 18 2nd-02:39, PSU by 7 1st-16:25
 OHST led for 34:31, PSU led for 04:35. Game was tied for 00:54.
 Score tied - 1 time.
 Lead changed - 4 times.

Score by periods	1st	2nd	Total
Ohio St.	41	35	76
Penn State	30	34	64

Last FG - OHST 2nd-00:41, PSU 2nd-00:50
 Largest lead - OHST by 18 2nd-02:39, PSU by 7 1st-16:25
 OHST led for 34:31, PSU led for 04:35. Game was tied for 00:54.
 Score tied - 1 time.
 Lead changed - 4 times.

Score by periods	1st	2nd	Total
Ohio St.	41	35	76
Penn State	30	34	64

Last FG - OHST 2nd-00:41, PSU 2nd-00:50
 Largest lead - OHST by 18 2nd-02:39, PSU by 7 1st-16:25
 OHST led for 34:31, PSU led for 04:35. Game was tied for 00:54.
 Score tied - 1 time.
 Lead changed - 4 times.

Score by periods	1st	2nd	Total
Ohio St.	41	35	76
Penn State	30	34	64

Last FG - OHST 2nd-00:41, PSU 2nd-00:50
 Largest lead - OHST by 18 2nd-02:39, PSU by 7 1st-16:25
 OHST led for 34:31, PSU led for 04:35. Game was tied for 00:54.
 Score tied - 1 time.
 Lead changed - 4 times.

Score by periods	1st	2nd	Total
Ohio St.	41	35	76
Penn State	30	34	64

Last FG - OHST 2nd-00:41, PSU 2nd-00:50
 Largest lead - OHST by 18 2nd-02:39, PSU by 7 1st-16:25
 OHST led for 34:31, PSU led for 04:35. Game was tied for 00:54.
 Score tied - 1 time.
 Lead changed - 4 times.

BOX SCORES & POSTGAME NOTES

G10: No. 19 Michigan St. 80, Penn State 64 Dec. 11, 2021 Breslin Center (East Lansing, Mich.)

Penn State 64 - 55-0-2 Big Ten

#	Player	Total		3-Pr		Rebounds		FT/FTA		PF	TP	A	T	Blk	Stl	Min
		FG	FGA	FG	FGA	Off	Def	Of	On							
00	Shay Lundy	1	7.5	3.5	1.2	1	6	7	0	18	1	2	0	0	3	35
21	Harrar, John	1	6.9	0.0	4.5	3	8	11	0	16	3	2	0	1	26	
02	Myles Dread	1	0.2	0.2	0.0	0	0	0	0	0	0	0	0	1	28	
11	Cornwall, Jahseem	1	0.4	0.3	0.0	0	0	0	0	0	1	1	1	1	21	
22	Pickett, Jalen	1	6.15	1.5	0.0	4	4	4	13	5	0	0	3	39		
03	Sam Sessoms	1	6.12	0.3	0.0	4	4	12	1	2	0	0	0	26		
01	Rob Phinasee	1	2.6	1.2	0.0	2	2	0	5	1	0	1	0	15		
14	White, Jalanni	1	0.0	0.0	0.0	0	0	3	0	0	0	0	0	10		
Team																
Totals		27.43	5.50	5.7	6.22	28	15	64	14	7	2	6	200			

FG % 1st Half: 13.30 43.3% 2nd half: 14.33 42.4% Game: 27.43 42.9% Deadball Rebounds 2
 3FG % 1st Half: 0.7 0.0% 2nd half: 5.13 38.5% Game: 5.50 25.0%
 FT % 1st Half: 3.4 75.0% 2nd half: 2.3 66.7% Game: 5.7 71.4%

Michigan St. 80 - 92-2-0 Big Ten

#	Player	Total		3-Pr		Rebounds		FT/FTA		PF	TP	A	T	Blk	Stl	Min
		FG	FGA	FG	FGA	Off	Def	Of	On							
10	Joey Hauser	1	3.8	0.2	1.2	0	3	3	1	7	3	1	1	0	22	
30	Marcus Bingham Jr.	1	4.5	1.1	3.3	2	11	13	1	12	2	2	3	0	22	
44	Gabbe Brown	1	5.12	4.7	1.2	1	4	5	0	15	1	0	0	0	29	
02	Tyson Walker	1	5.8	2.2	0.1	3	4	1	10	0	1	0	0	3	28	
05	Max Christie	1	2.7	1.5	2.2	0	2	2	0	7	0	0	0	0	25	
01	Pierre Brooks	1	0.0	0.0	0.1	0	0	0	0	0	0	0	0	0	3	
03	Jaden Nix	1	2.3	1.1	0.0	1	3	4	1	5	2	1	1	1	21	
11	A.J. Hogard	1	3.7	1.2	0.0	1	1	1	7	2	2	2	1	0	16	
13	Steven Izzo	1	0.0	0.0	0.0	0	0	0	0	0	0	0	0	1	1	
01	Dawid Smith	1	0.0	0.0	0.0	0	0	0	0	0	0	0	0	0	1	
20	Michael Peterson	1	0.0	0.0	0.0	0	0	0	0	0	0	0	0	0	1	
22	Mady Siasoko	1	3.2	0.0	0.0	0	0	0	1	4	0	0	1	0	6	
01	Drewie Smith	1	3.5	1.1	2.2	3	3	6	0	9	1	2	0	0	23	
24	Julius Marble	1	2.3	0.0	0.0	1	1	2	4	0	1	0	1	0	7	
Team																
Totals		31.59	9.21	9.13	10	30	40	8	20	21	11	7	4	200		

FG % 1st Half: 17.32 53.1% 2nd half: 14.27 51.9% Game: 31.59 52.5% Deadball Rebounds 0
 3FG % 1st Half: 4.12 93.3% 2nd half: 5.9 55.6% Game: 9.13 42.9%
 FT % 1st Half: 4.5 80.0% 2nd half: 5.9 82.5% Game: 9.21 83.2%

Officials: Brooks Wells Paul State/Courtesy Green
 Technical fouls: Penn State-None, Indiana St.-None.
 Attendance: 1477
 2021-22 Men's Basketball. Round 0. Michigan St. vs Penn St. Played at Breslin

Score by periods	1st	2nd	Total
Penn State	29	35	64
Michigan St.	42	50	92

Last FG: PSU 2nd 00:02, MSU 2nd 00:06
 Largest lead: PSU by 4 1st 17:56, MSU by 21 2nd 00:00
 PSU led for 02:38, MSU led for 33:07. Game was tied for 04:15.

PENN STATE DROPS TOUGH ROAD GAME AT #19 MICHIGAN STATE

The Penn State men's basketball team started out strong before it found itself in a hole it could never get out of in a tough 80-64 defeat at #19/20 Michigan State.

Junior Seth Lundy scored a game-high 18 points and added seven rebounds to lead four Nittany Lions in double figures. Graduate student John Harrar recorded his fifth double-double of the young season with 16 points and 11 rebounds. Senior Jalen Pickett added 13 points and five assists, while senior Sam Sessoms chipped in 12 points and four rebounds.

A back-and-forth start to the game saw Penn State make 11 of its first 22 shots as eight points from both Pickett and Lundy and seven from Harrar helped make it a two-point game at 27-25 with just over six minutes left in the opening term. Penn State went cold in the final six minutes, and the Spartans scored the half on a 15-4 streak to take a 42-29 lead into the locker room.

A Harrar dunk opened the second half, but the Spartans scored the next nine to take their largest lead yet at 51-32.

After starting the game 0-for-10 from deep, Penn State made two 3-pointers to help fuel 14-7 streak that pulled the Nittany Lions back within 12 at 58-46 with 13:27 left to play. The Spartans answered with back-to-back threes and Penn State responded once again, finding itself back within 12 at 69-57 with 5:39 left on the clock. The Nittany Lions wouldn't get closer, however, as the 19th-ranked Spartans finished out the victory.

G 11: Penn State 61, Indiana 58 Jan. 2, 2022 Bryce Jordan Center (University Park, Pa.)

Indiana 58 - 10-3-1-2 Big Ten

#	Player	Total		3-Pr		Rebounds		FT/FTA		PF	TP	A	T	Blk	Stl	Min
		FG	FGA	FG	FGA	Off	Def	Of	On							
15	Miller Kopp	1	2.5	1.2	0.0	0	1	1	2	5	1	0	0	1	28	
23	Trayce Jackson-Davis	1	8.18	0.1	4.6	0	5	5	1	20	3	1	2	1	34	
00	Rico Thompson	1	4.7	1.3	0.0	1	4	3	0	9	1	0	1	1	30	
00	Xavier Johnson	1	3.9	1.3	2.4	1	2	3	2	9	4	1	0	27		
04	Parker Stewart	1	1.4	0.2	0.0	0	1	1	4	2	2	1	0	0	32	
01	Rob Phinasee	1	3.8	1.3	2.2	1	2	3	3	8	2	1	0	1	24	
00	Michael Durr	1	0.0	0.0	0.0	0	1	1	2	0	0	0	0	0	5	
03	Anthony Lee	1	0.1	0.1	0.0	0	0	0	0	0	0	0	0	0	5	
22	Jordan Genorimo	1	2.3	0.1	0.0	0	3	0	0	3	0	0	0	0	6	
53	Tammy Bates	1	0.3	0.1	0.0	0	0	0	1	0	0	2	0	0	6	
Team																
Totals		23.58	41.7	8.12	9	20	29	13	58	13	6	3	6	200		

FG % 1st Half: 11.30 36.7% 2nd half: 12.28 42.9% Game: 23.58 39.7% Deadball Rebounds 2
 3FG % 1st Half: 2.9 22.2% 2nd half: 2.8 25.0% Game: 4.17 23.9%
 FT % 1st Half: 2.2 100.0% 2nd half: 6.0 80.0% Game: 8.12 86.7%

Penn State 61 - 6-5-1-2 Big Ten

#	Player	Total		3-Pr		Rebounds		FT/FTA		PF	TP	A	T	Blk	Stl	Min
		FG	FGA	FG	FGA	Off	Def	Of	On							
01	Seth Lundy	1	2.10	2.5	2.3	1	9	10	1	8	1	1	1	2	32	
05	Greg Lee	1	3.5	0.2	0.0	2	2	4	6	0	1	0	0	0	16	
21	Harrar, John	1	3.6	0.0	0.0	4	6	10	0	1	1	0	0	0	14	
11	Cornwall, Jahseem	1	0.1	0.1	4.4	0	0	0	0	4	0	2	0	0	10	
22	Pickett, Jalen	1	6.18	3.6	0.0	0	1	1	2	15	2	4	0	1	34	
02	Myles Dread	1	4.5	4.5	0.0	0	0	0	2	4	3	12	1	0	0	22
03	Sam Sessoms	1	3.8	2.3	2.4	1	2	3	1	10	1	1	0	2	28	
14	White, Jalanni	1	0.0	0.0	0.0	1	2	3	2	0	1	0	0	1	21	
23	Johnson, Dalton	1	0.0	0.0	0.0	0	0	0	0	0	0	0	0	1	0	
Team																
Totals		21.51	11.22	8.10	11	28	39	14	61	7	13	1	1	0	1	

FG % 1st Half: 10.24 41.7% 2nd half: 11.27 40.7% Game: 21.51 41.2% Deadball Rebounds 0
 3FG % 1st Half: 5.11 45.5% 2nd half: 6.11 54.5% Game: 11.22 38.0%
 FT % 1st Half: 2.2 100.0% 2nd half: 6.8 75.0% Game: 8.10 80.0%

Officials: Brandon Cruz/Courtesy Green, D.J. Castenson
 Technical fouls: Indiana-None, Penn State-None.
 Attendance: 884
 2021-22 Men's Basketball. Round 0. Indiana vs Penn St. Played at Bryce Jordan

Score by periods	1st	2nd	Total
Indiana	26	32	58
Penn State	27	34	61

Last FG: IND 2nd 00:07, PSU 2nd 01:50
 Largest lead: IND by 9 1st 14:09, PSU by 10 2nd 10:28
 IND led for 15:34, PSU led for 17:22. Game was tied for 04:44.

NITTANY LIONS WIN 61-58 NAILBITER OVER INDIANA

It came down to the wire, but Penn State rode a strong defensive effort to a 61-58 win over the Indiana Hoosiers inside the Bryce Jordan Center as the Nittany Lions returned from a 22-day layoff to earn their first Big Ten victory of the season.

In a nailbiter that saw eight tie scores and nine lead changes, Penn State led by as much as 10 points midway through the second half before Indiana clawed back to make it a traditional close game between the two teams. The last 11 contents between Penn State and Indiana have been decided by an average of just 4.9 points.

Senior Jalen Pickett led the Nittany Lions with 15 points while classmates Myles Dread and Sam Sessoms also contributed double-digits off the bench with 12 and 10, respectively. Dread was 4-for-5 from 3-point range.

Penn State dominated the glass, out-rebounding Indiana 39-29, led by a game-high 12 rebounds by graduate student and big man John Harrar.

Penn State held Indiana nearly 20 points below its season scoring average of 77.2.

The Nittany Lions controlled a 39-29 rebound advantage. Indiana entered the game averaging 41.6 boards per contest.

Penn State shot 50.0 percentage (11-for-22) from 3-point range. Dread led the Nittany Lions in that effort, finishing 4-for-5 (80 percent) from deep.

2021-22 SEASON REVIEW

G12: Penn State 74, Northwestern 70

Jan. 5, 2022

Welsh-Ryan Arena (Evanston, Ill.)

Penn State 74 - 75-2-2 Big Ten

#	Player	Total			3-Pr			Rebounds			PF	TP	A	TO	Blk	Stl	Min
		FG	FGA	FT	FTA	FG	FGA	FT	FTA	Off							
01	Seth Lundy	1	8-13	9-9	2-2	1	1	2	0	23	2	1	1	0	1	31	
05	Greg Lee	1	3-8	1-4	1-2	2	5	7	2	8	2	3	1	0	0	28	
11	Harrar, John	1	4-6	0-0	1-2	2	8	9	1	3	0	0	0	0	0	29	
11	Cornwall, Jahaem	1	0-4	0-0	0-0	0	0	0	0	1	0	0	0	0	0	13	
22	Pickett, Jalen	1	7-13	1-3	3-4	1	5	6	4	18	4	1	0	1	0	37	
02	Mykes Dread	1	1-2	1-2	1-2	0	3	2	4	2	1	0	1	0	1	16	
09	Sam Sessions	1	1-6	0-2	1-1	0	3	1	6	4	2	0	1	0	0	23	
14	White, Jalanni	1	0-1	0-1	1-2	3	4	7	2	1	0	1	0	1	1	19	
20	Johnson, Dallon	1	1-2	1-2	0	0	0	0	5	0	0	0	0	0	0	4	
	Team					1	3	4									
Totals			25-55	9-27	15-20	10	14	14	74	15	12	3	4	200			
FG % 1st Half:		12:00	40.0%	19:25	52.0%	Game:	25-55	45.0%	Downfall								
3FG % 1st Half:		4:16	25.0%	9:11	45.5%	Game:	13-27	33.3%	Rebounds								
FT % 1st Half:		1:2	50.0%	14:18	77.8%	Game:	15-20	75.0%	4								

Northwestern 70 - 84-1-2 Big Ten

#	Player	Total			3-Pr			Rebounds			PF	TP	A	TO	Blk	Stl	Min
		FG	FGA	FT	FTA	FG	FGA	FT	FTA	Off							
23	Pele Niance	1	5-12	3-5	2-3	0	2	2	15	3	0	1	1	0	1	30	
01	Rhodie Beran	1	4-8	2-3	1-1	0	3	3	11	0	0	1	1	0	1	22	
00	Boo Boo	1	8-14	5-8	1-2	1	2	1	22	8	3	0	0	0	0	33	
01	Chase Audige	1	3-9	0-2	0-0	1	6	7	3	6	3	0	1	0	0	29	
02	Ty Berry	1	3-6	2-4	1-1	1	2	5	9	1	2	0	0	0	0	29	
02	Ryan Greer	1	0-3	0-2	0-0	0	1	1	0	2	0	0	0	0	0	12	
13	Brooks Barnhizer	1	0-1	0-0	0-0	0	0	0	0	1	0	0	0	0	0	4	
14	Claes Simmons	1	0-2	0-1	0-0	1	0	1	0	0	1	0	0	0	0	14	
15	Ryan Young	1	1-4	0-0	1-2	1	4	2	3	1	0	1	0	0	0	19	
21	Elyan Williams	1	2-4	0-1	0-0	1	1	2	4	1	0	0	0	0	0	9	
	Team					1	2										
Totals			26-61	12-26	6-9	7	21	28	70	20	8	2	4	200			
FG % 1st Half:		12:31	38.7%	14:30	46.7%	Game:	26-61	42.8%	Downfall								
3FG % 1st Half:		7:15	48.7%	7:15	48.7%	Game:	1-2	46.2%	Rebounds								
FT % 1st Half:		3:4	75.0%	9:21	55.6%	Game:	6-9	66.7%									

Officials: Brooks Kelly, Prefter Bo Boroski

Technical fouls: Penn State None, Northwestern None.

Attendance: 2764

2021-22 Men's Basketball Round 6: Northwestern vs Penn St. Played at Welsh-Ryan

Score by periods

	1st	2nd	Total
Penn State	23	45	74
Northwestern	34	36	70

Last FG: PSU 2nd 00:16, NU 2nd 00:04.

Largest lead: PSU by 28-20, NU by 10-10-15.

PSU led for 02:43, NU led for 33:38. Game was led for 23:39.

Points

	1st	2nd	Total
PSU	23	45	74
NU	34	36	70

Score led: 3 times

Lead changed: 3 times

G13: No. 3 Purdue 74, Penn State 67

Jan. 8, 2022

Bryce Jordan Center (University Park, Pa.)

Purdue 74 - 13-2-2 Big Ten

#	Player	Total			3-Pr			Rebounds			PF	TP	A	TO	Blk	Stl	Min
		FG	FGA	FT	FTA	FG	FGA	FT	FTA	Off							
00	Mason Gillis	1	4-5	3-4	3-3	1	1	2	2	14	1	1	0	1	0	25	
15	Zach Edey	1	3-4	0-0	0-0	1	5	6	4	6	1	2	0	0	0	9	
11	Isiah Thompson	1	1-4	1-4	0-0	1	0	1	0	3	0	0	0	0	0	25	
23	Jalen Johnson	1	5-15	2-6	0-2	0	6	7	0	12	1	1	0	0	0	37	
05	Sasha Stefanovic	1	5-12	3-8	0-0	0	3	3	2	13	6	1	0	0	0	39	
02	Eric Hunter Jr.	1	0-1	0-0	0-0	0	0	0	0	2	1	0	0	0	0	15	
03	Caleb Furst	1	1-2	0-0	0-0	0	1	1	2	0	0	0	0	0	0	12	
25	Ethan Morton	1	0-3	0-2	0-4	0	0	0	0	3	1	0	0	0	0	17	
00	Trevon Williams	1	9-12	0-0	3-4	6	3	0	0	4	21	2	2	1	0	21	
	Team					28	58	9	24	14	74	14	74	14	2	6	
Totals			28-58	9-24	9-13	10	20	30	74	14	74	14	2	6	200		
FG % 1st Half:		13:30	43.3%	15:28	53.8%	Game:	28-58	48.3%	Downfall								
3FG % 1st Half:		4:11	36.4%	5:13	38.5%	Game:	9-24	37.5%	Rebounds								
FT % 1st Half:		5:7	71.4%	14:18	66.7%	Game:	9-13	69.2%	2								

Penn State 67 - 7-6-2 Big Ten

#	Player	Total			3-Pr			Rebounds			PF	TP	A	TO	Blk	Stl	Min
		FG	FGA	FT	FTA	FG	FGA	FT	FTA	Off							
01	Seth Lundy	1	3-10	2-7	2-2	2	4	6	3	10	1	0	2	1	0	32	
05	Greg Lee	1	5-10	1-2	0-1	2	3	5	1	11	0	0	0	0	0	30	
21	Harrar, John	1	3-4	0-0	0-0	4	5	6	2	10	1	1	0	1	0	27	
11	Cornwall, Jahaem	1	0-1	0-0	0-0	0	2	2	1	0	0	0	0	0	0	10	
22	Pickett, Jalen	1	9-20	2-7	1-1	1	2	3	1	21	10	2	0	2	0	39	
02	Mykes Dread	1	1-2	1-2	0-0	0	0	1	3	1	0	0	0	0	0	15	
03	Sam Sessions	1	0-2	0-1	0-0	0	0	0	0	1	0	0	0	0	0	7	
14	White, Jalanni	1	4-4	1-1	0-0	0	3	3	9	1	0	2	0	0	0	19	
20	Johnson, Dallon	1	1-2	1-2	0-0	0	1	1	0	0	0	0	0	0	0	11	
	Team					1	1	2									
Totals			28-55	6-22	7-11	9	21	30	67	14	4	6	200				
FG % 1st Half:		12:28	42.9%	14:07	51.9%	Game:	26-55	47.3%	Downfall								
3FG % 1st Half:		1:5	20.0%	2nd 5:17	41.2%	Game:	8-22	36.4%	Rebounds								
FT % 1st Half:		5:7	71.4%	14:18	50.0%	Game:	7-11	63.6%	41								

Officials: Steve Mackinnon, Tony Ogelsby, Rob Riley

Technical fouls: Purdue None, Penn State None.

Attendance: 10464

2021-22 Men's Basketball Round 0: Purdue vs Penn St. Played at Bryce Jordan

Score by periods

	1st	2nd	Total
Purdue	35	39	74
Penn State	30	37	67

Last FG: PURDUE 2nd 01:08, PSU 2nd 00:08.

Largest lead: PURDUE by 13-2nd 12:03, PSU by 7 16:09:33.

PURDUE led for 31:48, PSU led for 00:53. Game was led for 10:12.

PENN STATE ERASES DOUBLE-DIGIT DEFICIT TO RALLY FOR ROAD WIN AT NORTHWESTERN

Junior Seth Lundy hit two of his five 3-pointers in the final 2:25 of the game to help Penn State rally from a 10-point second-half deficit and pick up a 74-70 road victory at Northwestern inside Welsh-Ryan Arena.

Northwestern led by as many as 10 at 55-45 with 9:37 to play. The Nittany Lion offense came to life in the final 9:14 as Penn State shot 9-for-13 from the field, 4-for-6 from 3-point range and 7-for-8 from the FT line in the final nine-plus minutes. Lundy scored 12 of his points during that stretch including the go-ahead 3-pointer with 36 seconds left that turned a 63-63 tie into a 66-63 Penn State lead.

Lundy finished with a game-high 23 points. Senior Jalen Pickett added 18 points for his fifth-straight game in double figures while adding six rebounds, four assists and a steal to his stat line.

After a relatively even first half, the home team started to heat up leading up to the first media timeout of the second half with three-straight field goals plus an and-one free throw make to take their largest lead of the game at that point, 45-36. Penn State made three-straight buckets on a 8-2 run over a two-minute span with 7:35 remaining to get back within four, 57-53, after trailing by as much as 10. That run would increase to a 12-2 run as the Nittany Lions tied the game at 57 for the first tie of the game with just under six minutes left in regulation. Lundy then took over to close out the comeback for Penn State, scoring 10 of his 23 points in the final 2:25 as the Nittany Lions went on to outscore the Wildcats 26-13 in the final eight and a half minutes for the 74-70 come-from-behind victory.

PENN STATE COMES UP JUST SHORT IN COMEBACK EFFORT AGAINST NO. 3 PURDUE

Trailing by as many as 13 with just over 12 minutes to play in the second half, the Penn State men's basketball team chipped away at the double-digit deficit and hit eight-straight field goals to take a one-point lead with 3:42 remaining before the visiting third-ranked Purdue Boilermakers closed the game on a 10-2 run for a 74-67 victory inside the Bryce Jordan Center.

Four Nittany Lions scored in double figures, led by senior guard Jalen Pickett's 21 points, his second 20-point performance of the season. Pickett also added a season-best 10 assists for his first double-double in a Penn State uniform and eighth in his career after totaling seven in three seasons with Siena.

Senior Greg Lee recorded a season-best 11 points for his first double-figure game as a Nittany Lion while junior Seth Lundy and graduate student John Harrar each added 10. Harrar led the Nittany Lions with eight rebounds. Senior Jalanni White registered a season-best nine points on 4-for-4 from the field including a big score from beyond the arc to get Penn State within two in its comeback bid.

Purdue held a 13-point lead at 51-38 with 12:03 to play. A Dallon Johnson 3-pointer then sparked a 27-12 Penn State run over the next 8:21 as the Nittany Lions erased a 10-point plus deficit for the second game in a row to come back and take a 65-64 lead with 3:42 left on the clock. Penn State shot 10-for-12 from the field and 7-for-8 from deep during the stretch.

The third-ranked Boilermakers made the final stand, however, as Purdue closed the game on a 10-2 run to escape Happy Valley with a 74-67 win.

BOX SCORES & POSTGAME NOTES

G14: Penn State 66, Rutgers 49

Jan. 11, 2022 Bryce Jordan Center (University Park, Pa.)

Rutgers 49 - 9-6, 3-2 Big Ten

#	Player	Total		3-Pr		Rebounds			PF	TP	A	TO	Bk	Stl	Min
		FG	FGA	FT	FTA	Off	Def	Total							
11	Clifford Oronoyi	6-9	0-0	0-0	4	5	12	1	12	0	4	2	1	33	
00	Geo Baker	3-12	1-8	0-0	1	1	2	7	1	0	0	1	34		
24	Paul Nutcoby	1-6	1-1	1-2	0	2	1	6	4	2	0	0	33		
28	Caleb McConnell	2-6	0-0	2-2	3	6	4	6	2	4	0	2	37		
24	Ron Harper Jr.	2-9	2-4	1-2	1	4	5	2	7	2	3	0	36		
01	Oskar Patmajaist	1-3	1-2	0-2	0	0	1	3	0	0	0	0	12		
02	Jalen Miller	1-1	0-0	0-0	1	0	3	2	0	0	1	0	7		
02	Aurunde Hyatt	1-7	0-4	2-4	2	1	3	0	4	1	0	0	12		
21	Dwan Retler	1-3	0-0	0-0	0	0	1	1	2	0	1	0	6		
Totals		19-58	5-19	6-12	11	22	33	19	49	10	15	3	200		
FG % 1st Half:		8/20	30.0%	2nd half:	11/30	36.7%	Game:	19/58	32.8%			Oswald			
3FG % 1st Half:		2/7	28.6%	2nd half:	3/12	25.0%	Game:	5/19	26.3%			Rebounds			
FT % 1st Half:		1/4	25.0%	2nd half:	5/8	62.5%	Game:	6/12	50.0%			4			

Penn State 66 - 8-5, 3-2 Big Ten

#	Player	Total		3-Pr		Rebounds			PF	TP	A	TO	Bk	Stl	Min
		FG	FGA	FT	FTA	Off	Def	Total							
01	Seth Lundy	1	3-11	2-8	2-2	1	3	4	3	10	0	3	1	34	
01	Greg Lee	1	3-6	0-0	0	2	10	12	2	4	1	1	0	38	
21	Harrar, John	1	6-8	0-0	4-4	4	2	6	3	16	0	0	0	30	
01	Myles Dreasl	1	0-1	0-1	1-2	0	4	5	3	2	0	3	0	27	
22	Pickett, Jalen	1	7-15	1-5	0-0	0	3	3	0	15	1	1	0	33	
03	Sam Sessoms	1	7-10	3-3	0	1	2	3	1	17	6	2	0	29	
13	Scott, Jevonne	1	1-2	0-0	0-2	0	1	1	1	2	0	1	0	5	
14	White, Jalanni	1	0-4	0-1	0	3	2	5	1	0	2	1	1	15	
23	Johnson, Dallan	1	0-0	0-0	0	0	0	0	0	0	0	0	0	2	
Totals		26-60	6-18	11-10	13	28	41	14	66	10	13	2	6	200	
FG % 1st Half:		13/31	38.7%	2nd half:	14/29	48.3%	Game:	26/60	43.3%			Oswald			
3FG % 1st Half:		3/10	30.0%	2nd half:	3/8	37.5%	Game:	6/18	33.3%			Rebounds			
FT % 1st Half:		0/2	0.0%	2nd half:	8/10	80.0%	Game:	8/10	80.0%			1			

Officials: Lewis Garrison, Chris Beaver, Donnie Epley
 Technical fouls: Rutgers-None; Penn State-None.
 Attendance: 9065
 2021-22 Men's Basketball Round 3: Penn St. vs Rutgers. Played at Bryce Jordan

Score by periods	1st		2nd		Total	
	pts	reb	pts	reb	pts	reb
Rutgers	15	33	34	49	49	82
Penn State	27	38	66	66	66	66

Last FG - RJU 2nd-0:50, PSU 2nd-0:40.
 Last 3PT - RJU None, PSU 1st-2:54.03.
 RJU led for 00:00, PSU led for 36:51. Game was tied for 03:00.

G15: No. 16 Ohio State 61, Penn State 56

Jan. 16, 2022 Value City Arena (Columbus, Ohio)

Penn State 56 - 8-7, 3-4 Big Ten

#	Player	Total		3-Pr		Rebounds			PF	TP	A	TO	Bk	Stl	Min
		FG	FGA	FT	FTA	Off	Def	Total							
03	Greg Lee	1	4-9	1-5	0-0	2	6	8	2	9	1	2	0	1	32
21	Harrar, John	1	1-3	0-0	5-8	2	6	8	3	7	0	1	0	1	30
03	Myles Dreasl	1	4-4	1-3	0-0	0	4	4	1	3	2	2	0	0	28
23	Sam Sessoms	1	6-12	2-4	1-2	0	4	4	2	15	1	3	0	0	34
23	Pickett, Jalen	1	4-11	1-3	2-4	1	2	3	4	11	5	1	3	2	40
13	Scott, Jevonne	1	2-2	0-0	0-0	0	2	2	1	4	0	1	0	1	7
14	White, Jalanni	1	1-6	0-2	0-0	0	2	2	5	2	0	0	0	1	10
23	Johnson, Dallan	1	2-6	1-5	0-0	0	0	0	0	0	0	0	0	0	19
Totals		21-53	6-22	8-14	7	23	30	25	56	8	10	4	5	200	
FG % 1st Half:		8/27	29.6%	2nd half:	13/26	50.0%	Game:	21/53	39.6%			Oswald			
3FG % 1st Half:		2/11	18.2%	2nd half:	4/11	36.4%	Game:	6/22	27.3%			Rebounds			
FT % 1st Half:		4/8	50.0%	2nd half:	4/6	66.7%	Game:	8/14	57.1%			3			

Ohio St. 61 - 11-4, 5-2 Big Ten

#	Player	Total		3-Pr		Rebounds			PF	TP	A	TO	Bk	Stl	Min
		FG	FGA	FT	FTA	Off	Def	Total							
10	Justin Athens	1	1-4	1-4	0-0	1	6	7	2	3	0	1	0	0	28
23	Zed Keady	1	4-11	0-0	2-2	3	1	4	4	10	1	2	0	0	21
22	E.J. Lindell	1	6-11	1-2	6-12	1	7	8	19	3	2	2	0	0	33
28	Malaki Branham	1	1-7	1-2	5-8	1	3	4	0	8	2	2	0	1	33
50	Jamar Wheeler	1	2-3	0-1	5-8	1	3	4	3	9	1	2	1	2	34
01	Jimmey Solos	1	0-0	0-0	0-0	0	0	0	0	0	0	0	0	0	1
03	Cedric Russell	1	0-1	0-0	0-0	0	0	0	0	0	0	0	0	0	7
03	Eugene Brown III	1	2-4	0-2	2-2	0	0	0	2	6	0	0	0	0	18
23	Kyle Young	1	0-2	0-1	4-6	1	6	7	1	4	2	2	0	0	23
56	Joyce Brunk	1	1-1	0-0	0-0	0	0	0	0	0	0	0	0	0	2
Totals		17-44	3-12	24-36	9	28	37	13	61	9	9	5	5	200	
FG % 1st Half:		9/27	33.3%	2nd half:	8/17	47.1%	Game:	17/44	38.6%			Oswald			
3FG % 1st Half:		3/9	33.3%	2nd half:	1/3	33.3%	Game:	3/12	25.0%			Rebounds			
FT % 1st Half:		7/8	87.5%	2nd half:	17/27	63.0%	Game:	24/36	66.7%			1			

Officials: Brian McHugh, Eric Curry, DJ Carpenston
 Technical fouls: Penn State-None; Ohio St.-None.
 Attendance: 15565
 2021-22 Men's Basketball Round 0: Ohio St. vs Penn St. Played at Value City

Score by periods	1st		2nd		Total	
	pts	reb	pts	reb	pts	reb
Penn State	22	34	36	56	56	56
Ohio St.	27	34	61	61	61	61

Last FG - PSU 2nd-0:07, OHSST 2nd-05:07.
 Last 3PT - PSU 1st-17:47, OHSST 1st-10:17-45.
 PSU led for 00:00, OHSST led for 31:56. Game was tied for 02:00.

DOMINANT DEFENSE LEADS PENN STATE PAST RUTGERS, 66-49

A dominant defensive effort helped Penn State scorch red-hot Rutgers inside the Bryce Jordan Center as the Nittany Lions earned a wire-to-wire 66-49 victory over the Scarlet Knights for Penn State's third win in the last four games.

The Nittany Lions snapped Rutgers' four-game winning streak as the Penn State defense held the visitors 21 points below their season scoring average of 70.4 ppg.

Four Nittany Lions scored in double figures, led 17 points from senior Sam Sessoms who also scored the 1,500th point of his career in the process. Sessoms shot a blistering 70 percent (7-for-10) from the field and a perfect 3-for-3 from beyond the arc, while also adding six assists and three rebounds.

Graduate student John Harrar contributed 16 points on 6-of-8 shooting, while senior Jalen Pickett recorded 15 points for his seventh-straight contest in double figures. Junior Seth Lundy rounded out the scoring with 10 points, four rebounds, one block and a game-high three steals.

The 49 total points for Rutgers also marks the first time Penn State held a Big Ten opponent under 50 points in regulation since holding Indiana to 49 during the 2019-20 season (1/29/20).

Junior Seth Lundy was tasked with guarding Rutgers' leading scorer Ron Harper Jr., and Lundy and the Nittany Lion defense held Harper Jr. to just seven points – well below his season average of 16.3 ppg.

PENN STATE FALLS IN CLOSE DEFENSIVE BATTLE AT NO. 16 OHIO STATE

Penn State hung in there on the road at No. 16 Ohio State, but ultimately fell to the ranked Buckeyes, 61-56, at Value City Arena.

The Nittany Lion defense held Ohio State below its season scoring average of 75.6 as the Buckeyes shot just 39 percent, 17-of-44, from the field and 3-of-12 from beyond the arc in the contest.

Senior Sam Sessoms led Penn State in scoring with 15 points while senior Jalen Pickett added 11 with a game-high five assists. Big men Greg Lee and John Harrar each pulled down eight boards and finished with nine and seven points, respectively. Penn State was playing without its leading scorer Seth Lundy, who was unavailable for the game.

Penn State continuously answered every Ohio State run and the Nittany Lions still hung within four in the final 10 seconds of the game, but the Buckeyes closed it out from the charity stripe for the 61-56 victory.

Penn State's defense held Ohio State 14 points below its season scoring average of 75.6. It marked the ninth time in the last 12 games the Nittany Lions held an opponent at least 10 points below their season scoring average.

The Nittany Lions' 3-point defense allowed just three made Buckeye baskets from beyond the arc. Ohio State entered the game averaging 8.9 threes per game.

2021-22 SEASON REVIEW

G16: Iowa 68, Penn State 51

Jan. 22, 2022 Carver-Hawkeye Arena (Iowa City, Iowa)

Penn State 51 • 8-3-5 Big Ten

#	Player	Total		3-Pr		Rebounds		PF	TP	A	TO	Bk	Stl	Min
		FG	FGA	FT	FTA	Off	Def							
01	Seth Lundy	1	3-11	2-7	0-0	5	2	6	0	1	1	0	0	29
05	Greg Lee	1	1-5	0-0	4-4	2	6	8	1	4	0	1	0	26
21	Harrar, John	1	0-4	0-0	3	2	5	2	0	1	0	0	0	23
03	Sam Sessions	1	2-6	1-3	1-2	0	1	1	2	6	4	2	0	29
22	Pickett, Jalen	1	5-12	1-6	3-4	0	3	3	0	14	3	4	0	21
02	Myles Dread	1	3-6	3-6	0-0	1	1	1	1	1	0	0	1	23
11	Cornwall, Jahaem	1	2-5	0-2	1-1	0	0	0	0	5	0	0	0	12
13	Scott, Jevonnie	1	1-2	0-1	1-2	1	2	3	3	1	2	0	0	12
14	White, Jalenn	1	0-0	0-0	0	1	1	0	1	0	1	0	0	9
23	Johnson, Dallion	1	0-0	0-0	0	0	0	1	0	0	0	0	0	0+
Team			17-51	7-25	10-13	11	23	34	18	51	10	17	1	4
Totals			17-51	7-25	10-13	11	23	34	18	51	10	17	1	4

FG % 1st Half: 9-26 34.6% 2nd half: 8-25 32.0% Game: 17-51 33.3% Doublet Rebounds
 3FG % 1st Half: 3-13 23.1% 2nd half: 3-12 25.0% Game: 7-25 28.0%
 FT % 1st Half: 3-3 100.0% 2nd half: 7-10 70.0% Game: 10-13 76.9%

Iowa 68 • 14-5-4 Big Ten

#	Player	Total		3-Pr		Rebounds		PF	TP	A	TO	Bk	Stl	Min
		FG	FGA	FT	FTA	Off	Def							
00	Filip Brubica	1	4-5	0-0	0-0	0	5	2	8	0	1	0	0	20
15	Keegan Murray	1	4-12	1-7	6-8	2	6	8	1	15	2	3	1	40
22	Patrick McCaffery	1	4-9	3-6	0-0	0	2	1	11	4	3	0	2	28
02	Joe Toussaint	1	1-4	0-2	2-2	1	2	3	4	4	2	0	3	23
03	Jordan Bohannon	1	3-8	3-7	2-2	0	2	2	1	11	0	1	0	33
04	Ahron Uls	1	1-1	0-0	0-0	0	0	0	2	1	0	0	0	6
11	Tony Perkins	1	2-7	0-3	0-0	3	4	3	4	0	0	0	0	14
24	Kris Murray	1	3-5	3-5	4-6	2	2	4	13	2	1	0	2	20
30	Connor McCaffery	1	0-3	0-2	0-0	1	2	3	1	0	3	1	0	16
Team			22-54	10-32	14-18	11	26	37	13	68	15	10	5	9
Totals			22-54	10-32	14-18	11	26	37	13	68	15	10	5	9

FG % 1st Half: 12-27 44.4% 2nd half: 10-27 37.0% Game: 22-54 40.7% Doublet Rebounds
 3FG % 1st Half: 5-15 33.3% 2nd half: 5-17 29.4% Game: 10-32 31.2%
 FT % 1st Half: 11 50.0% 2nd half: 13-16 81.3% Game: 14-18 77.8%

Officials: Rob Kueneman,D.J. Costanzo,Rob Riley
 Technical fouls: Penn State:None, Iowa:None.
 Attendance: 15266
 2021-22 Men's Basketball Round 0: Iowa vs Penn St. Played at Carver-Hawkeye Arena

Score by periods	1st	2nd	Total
Penn State	25	26	51
Iowa	30	38	68

Last FG: PSU 2nd-05:19, IOWA 2nd-02:20
 Largest lead: PSU by 2 14:02-07:30, IOWA by 17 2nd-04:46
 PSU led for 02:51, IOWA led for 38:59. Game was tied for 02:10.

G17: Indiana 74, Penn State 57

Jan. 26, 2022 Assembly Hall (Bloomington, Ind.)

Penn State 57 • 8-9-6 Big Ten

#	Player	Total		3-Pr		Rebounds		PF	TP	A	TO	Bk	Stl	Min
		FG	FGA	FT	FTA	Off	Def							
01	Seth Lundy	1	2-8	1-3	0-0	2	0	2	2	5	0	4	0	1
05	Greg Lee	1	1-7	0-3	3-4	2	4	6	4	5	0	0	0	20
21	Harrar, John	1	4-8	0-0	5-5	8	1	9	3	13	0	4	0	27
11	Cornwall, Jahaem	1	0-4	0-2	0-0	0	3	3	1	0	0	2	0	16
22	Pickett, Jalen	1	5-11	4-7	0-0	0	5	5	0	14	5	0	1	26
02	Myles Dread	1	3-10	3-9	0-0	1	0	1	2	1	1	0	0	20
03	Sam Sessions	1	3-8	0-1	0-0	2	2	1	6	4	1	0	1	27
13	Scott, Jevonnie	1	0-1	0-0	0-0	0	1	1	2	0	0	0	0	3
14	White, Jalenn	1	1-2	0-0	0-0	0	1	1	2	0	1	0	0	5
23	Johnson, Dallion	1	0-1	0-0	0-0	0	1	1	0	3	0	0	0	18
Team			20-60	9-26	8-9	17	19	36	16	57	10	4	1	2
Totals			20-60	9-26	8-9	17	19	36	16	57	10	4	1	2

FG % 1st Half: 8-30 26.7% 2nd half: 15-30 50.0% Game: 20-60 33.3% Doublet Rebounds
 3FG % 1st Half: 1-10 10.0% 2nd half: 8-16 50.0% Game: 9-26 34.6%
 FT % 1st Half: 6-7 85.7% 2nd half: 2-2 100.0% Game: 8-9 88.9%

Indiana 74 • 15-5-6 Big Ten

#	Player	Total		3-Pr		Rebounds		PF	TP	A	TO	Bk	Stl	Min
		FG	FGA	FT	FTA	Off	Def							
17	Miles Kopp	1	2-6	1-2	0-1	0	0	0	0	5	1	1	0	22
23	Trayce Jackson-Davis	1	5-10	0-0	5-6	2	4	6	2	15	4	0	1	33
25	Race Thompson	1	6-0	2-2	4-4	3	3	6	3	18	0	1	1	23
00	Xavier Johnson	1	7-12	3-3	3-2	0	4	4	2	19	6	3	1	32
04	Parker Stewart	1	1-4	1-3	0-0	0	2	2	3	2	0	0	0	26
01	Rick Pritchise	1	0-3	0-0	0-0	0	3	3	0	0	1	0	0	27
03	Anthony Lead	1	0-0	0-0	0-0	0	0	0	0	0	0	0	0	1
22	Jordan Genorimo	1	1-3	0-0	2-2	4	2	2	0	2	0	0	2	20
32	Trey Galloway	1	2-3	1-1	1-2	0	0	0	0	6	0	3	1	18
51	Logan Duncum	1	0-0	0-0	0-0	0	0	0	0	0	0	0	0	2
03	Tamar Bates	1	2-2	2-2	0-0	1	3	4	0	0	0	0	0	16
Team			1	3	4	0	0	0	0	0	0	0	0	0
Totals			26-51	10-13	12-15	8	22	30	11	74	15	9	10	6

FG % 1st Half: 16-28 57.1% 2nd half: 10-23 43.5% Game: 26-51 51.0% Doublet Rebounds
 3FG % 1st Half: 6-8 75.0% 2nd half: 4-6 66.7% Game: 10-13 76.9%
 FT % 1st Half: 8-11 72.7% 2nd half: 4-4 100.0% Game: 12-15 80.0%

Officials: Brooke Wells,Lewis Garrison,Donnie Eppley
 Technical fouls: Penn State:None, Indiana:None.
 Attendance: 17222
 2021-22 Men's Basketball Round 0: Indiana vs Penn St. Played at Simon Skjott

Score by periods	1st	2nd	Total
Penn State	17	40	57
Indiana	45	29	74

Last FG: PSU 2nd-00:43, IND 2nd-00:51
 Largest lead: PSU None, IND by 23 2nd-06:45
 PSU led for 00:00, IND led for 38:47. Game was tied for 00:13.

PENN STATE DROPS ROAD GAME AT IOWA, 68-51

After a close first half, Iowa pulled away late in the second to come out on top of Penn State 68-51 at Carver-Hawkeye Arena as the Nittany Lions played their second of three-straight road games.

After a close first half in which the Nittany Lions dominated the boards with a plus-12 rebound margin, the Hawkeyes came out of the locker room and turned the rebound margin in their favor to control the second half and come out with the victory.

Senior Jalen Pickett led Penn State with 14 points and added three rebounds, three assists and two steals to his stat line. Senior Myles Dread had nine points behind a trio of 3-pointers. Senior Greg Lee had a team-high eight rebounds and added six points.

Penn State's defense held Iowa's high-scoring offense to 68 points, 15 points below its season-scoring average of 83.9.

The defense held the Hawkeyes' leading scorer and the nation's second-leading scorer, Keegan Murray to 15 points, well below his season average of 23.3 points per game.

Senior Jalen Pickett recorded his ninth-straight game with double-digits, finishing with a team-high 14 points.

The Nittany Lions held a 22-10 edge in rebounds in the first half, including an 8-1 advantage on the offensive glass. Iowa flipped the script in the second half, controlling the boards 27-12 with a 10-3 edge on the offensive glass.

PENN STATE FALLS TO INDIANA IN THIRD-STRAIGHT ROAD GAME

Indiana got off to a hot start that Penn State was never able to overcome in 74-57 loss inside Assembly Hall.

Senior Jalen Pickett led the Nittany Lions in scoring for the eighth time this season with 14 points, including 4-of-7 from beyond the arc. Classmate Myles Dread added nine points, all on 3-pointers.

Big man John Harrar was just shy of a double-double with 13 points and a game-high nine rebounds.

The Hoosiers offense started the game off hot, hitting 5-of-6 from the floor to start, including 3-of-3 from beyond the arc to take a 15-2 lead into the first media timeout.

Indiana extended that lead as the Nittany Lions struggled to find their offensive rhythm and the Hoosiers would go to the locker room trailing 46-17.

Penn State shot 8-of-14 from beyond the arc in the second half and went on a 13-2 run over a four-minute span to claw away at the deficit leading up to the under-4 media timeout.

Despite outscoring the Hoosiers 40-28 in the second half on 50% shooting from the field, the first-half deficit was too much to overcome as Indiana secured the win to split the season series.

BX SCORES & POSTGAME NOTES

G18: Penn State 90, Iowa 86 - 20T Jan. 31, 2022 Bryce Jordan Center (University Park, Pa.)

Iowa 86 - 147-4-6 Big Ten

#	Player	Total		3-Pr		Rebounds		PF	TP	A	TO	Bk	Stl	Min	
		FG	FGA	FT	FTA	Off	Def								
01	Phil Brubaker	1	4-5	0-0	1-3	3	3	6	3	11	0	1	1	1	37
15	Keegan Murray	1	6-18	2-7	7-10	4	2	6	4	21	0	1	1	1	31
22	Myles McCaffrey	1	3-10	3-6	1-2	1	6	7	3	16	1	1	1	0	27
09	Joe Toussaint	1	0-4	0-1	0-0	1	4	5	2	0	2	1	0	0	19
09	Jordan Bohannon	1	0-7	0-4	2-2	0	0	0	0	2	5	0	0	0	33
04	Abron Little	1	0-7	0-0	7-8	2	3	5	2	7	0	0	0	0	28
11	Tony Perkins	1	2-4	0-0	0-0	1	2	1	4	1	1	1	0	1	17
13	Austin Ash	1	0-0	0-0	0-0	0	0	0	0	0	0	0	0	0	0+
24	Pavon Sanchez	1	2-4	1-3	0-0	0	1	1	1	5	0	0	0	1	11
24	Kris Murray	1	3-7	1-3	1-3	1	3	4	8	3	3	1	0	0	26
30	Connor McCaffrey	1	4-8	4-7	0-0	1	5	6	2	12	0	0	0	0	16
Team															
Totals			27-77	11-31	21-28	14	29	43	22	86	17	8	3	7	250
FG % 1st Half:		12-28	42.9%	2nd half:	11-33	33.3%	OT:	4-16	25.0%	Game:	27-77	35.1%	Overhead		
3FG % 1st Half:		6-14	42.9%	2nd half:	4-11	36.4%	OT:	1-6	16.7%	Game:	11-31	35.5%	Rebounds		
FT % 1st Half:		4-6	66.7%	2nd half:	6-8	75.0%	OT:	0-0	0.0%	Game:	21-28	75.0%	5		

Penn State 90 - 99-4-3 Big Ten

#	Player	Total		3-Pr		Rebounds		PF	TP	A	TO	Bk	Stl	Min	
		FG	FGA	FT	FTA	Off	Def								
01	Seth Lundy	1	7-12	2-5	1-1	3	8	11	4	17	2	2	1	2	42
21	Harrar, John	1	6-10	0-0	7-11	2	8	10	3	19	0	0	0	0	27
22	Myles Dread	1	3-10	2-7	4-4	2	7	9	3	12	3	0	0	1	41
22	Pickett, Jalen	1	5-16	2-9	1-1	1	6	7	2	13	2	0	1	2	49
23	Johnson, Dalton	1	3-10	0-0	0-0	1	1	1	1	4	1	0	0	0	13
03	Sam Sessoms	1	4-12	1-1	1-2	1	4	5	3	9	0	1	0	1	28
04	Caleb Dorsey	1	0-2	0-0	0-0	0	0	2	0	2	0	0	0	0	7
08	Greg Lee	1	0-7	0-0	4-5	5	3	8	16	2	1	0	0	0	27
11	Corrwahl, Jahem	1	0-2	0-0	0-0	1	1	1	1	2	1	0	0	0	15
14	White, Jalann	1	0-0	0-0	0-0	0	0	0	1	0	0	0	0	0	1
Team															
Totals			33-74	6-27	18-24	15	38	53	23	90	12	2	2	6	250
FG % 1st Half:		13-29	44.8%	2nd half:	14-33	42.4%	OT:	6-12	50.0%	Game:	33-74	44.8%	Overhead		
3FG % 1st Half:		2-14	14.3%	2nd half:	4-17	23.5%	OT:	2-6	33.3%	Game:	9-27	33.3%	Rebounds		
FT % 1st Half:		4-7	57.1%	2nd half:	4-8	50.0%	OT:	10-12	83.3%	Game:	18-24	75.0%	3		

Officials: Paul Szak, D.J. Carstenen, Lanny Solinto

Technical fouls: Iowa None. Penn State None.
Attendance: 7977
2022-23 Men's Basketball Round 0. Iowa vs Penn St. Played at Bryce Jordan C

Score by periods	1st		2nd		3rd		OT		Total
	Hal	Trl	Hal	Trl	Hal	Trl	Hal	Trl	
Iowa	34	32	12	18	9	8	8	8	86
Penn State	32	34	12	12	12	9	0	0	90

Last FG - Iowa 07:40:02, PSU 07:40:54.
Last made shot - Iowa by 14:01:28, PSU by 10:12:10.
Iowa led for 10:16, PSU led for 32:50. Game was tied for 0:54.

Points in paint - Iowa 28, PSU 21
34 11 11 11 36
PSU 8 9 17 17 53

Score tied - 15 times.
Lead changed - 15 times.

G No. 11 Wisconsin 51, Penn State 49 Feb. 5, 2022 Kohl Center (Madison, Wis.)

Penn State 49 - 9-10-4-3 Big Ten

#	Player	Total		3-Pr		Rebounds		PF	TP	A	TO	Bk	Stl	Min	
		FG	FGA	FT	FTA	Off	Def								
01	Seth Lundy	1	2-9	2-7	0-0	1	3	4	3	6	0	2	1	1	30
21	Harrar, John	1	0-2	0-0	2-2	4	5	9	1	2	0	0	0	0	20
03	Myles Dread	1	2-8	0-6	1-2	3	3	2	4	1	2	0	3	0	23
22	Pickett, Jalen	1	1-3	0-4	0-0	0	2	2	4	3	1	2	1	37	
23	Johnson, Dalton	1	2-4	2-3	0-0	0	4	1	6	0	0	0	0	11	
03	Sam Sessoms	1	0-7	0-3	2-2	0	0	0	2	14	2	3	0	1	25
08	Greg Lee	1	3-6	2-4	0-0	0	9	2	8	1	0	1	0	26	
10	Jahem Corrwahl	1	2-5	1-3	0-1	0	1	1	0	5	1	0	0	0	23
14	White, Jalann	1	0-1	0-0	0-0	0	1	1	0	0	1	0	0	0	5
Team															
Totals			18-57	9-30	4-5	6	29	37	14	49	7	10	3	7	200
FG % 1st Half:		5-10	50.0%	2nd half:	13-27	48.1%	Game:	18-57	31.8%	Overhead					
3FG % 1st Half:		1-2	8.3%	2nd half:	8-18	44.4%	Game:	9-30	30.0%	Rebounds					
FT % 1st Half:		3-3	66.7%	2nd half:	2-2	100.0%	Game:	4-5	80.0%	5					

Wisconsin 51 - 19-4-3-3 Big Ten

#	Player	Total		3-Pr		Rebounds		PF	TP	A	TO	Bk	Stl	Min	
		FG	FGA	FT	FTA	Off	Def								
01	Tyler Wahl	1	6-9	0-1	0-0	0	7	7	1	12	0	4	1	0	33
22	Steven Crowl	1	5-8	3-5	0-0	0	4	4	2	13	5	0	1	1	25
01	Johnny Davis	1	4-13	0-2	0-0	0	9	9	2	3	1	2	1	27	
23	Chucky Hepburn	1	2-7	2-4	0-0	0	2	2	4	10	1	1	0	0	35
24	Brad Davison	1	3-10	1-5	2-2	1	3	3	9	1	1	0	0	0	35
00	Jahcobi Heath	1	0-0	0-0	0-0	0	2	2	0	0	0	0	0	0	9
02	Jordan Johnson	1	0-1	0-0	0-0	0	0	0	0	0	0	0	0	0	1
11	Lorne Bowman II	1	0-4	0-2	1-4	0	3	3	1	1	0	0	0	0	12
20	Ben Carlson	1	0-1	0-1	0-0	1	0	1	0	0	0	0	0	0	8
20	Chris Vogt	1	1-3	0-0	0-0	1	1	1	0	2	0	1	0	0	15
Team															
Totals			21-56	6-21	3-6	6	31	37	13	51	10	8	4	3	200
FG % 1st Half:		8-21	38.1%	2nd half:	13-25	52.0%	Game:	21-56	37.5%	Overhead					
3FG % 1st Half:		1-4	25.0%	2nd half:	2-2	100.0%	Game:	3-6	50.0%	Rebounds					
FT % 1st Half:		1-4	25.0%	2nd half:	2-2	100.0%	Game:	3-6	50.0%	5					

Officials: Brandon Cruz, Rod Kuersten, Lamont Simpson

Technical fouls: Penn State None, Wisconsin None.
Attendance: 17927
2022-23 Men's Basketball Round 0. Penn St. vs Wisconsin. Played at Kohl Center

Score by periods	1st		2nd		3rd		OT		Total
	Hal	Trl	Hal	Trl	Hal	Trl	Hal	Trl	
Penn State	13	36	49						98
Wisconsin	18	33	51						102

Last FG - PSU 02:00:03, WISC 02:00:00.
Last made shot - WISC by 0:54:04-0, WISC by 12:14:00-4.
PSU led for 0:52, WISC led for 32:07. Game was tied for 0:57.

Points in paint - Penn State 44, Wisc 22
34 14 4 4 5 2 3 5
WISC 22 4 4 4 4 4 4 4 4

Score tied - 2 times.
Lead changed - 6 times.

PENN STATE WINS 90-86 DOUBLE-OVERTIME THRILLER OVER IOWA

Penn State returned home for the first time in 20 days with a flair for the dramatic, winning a wild 90-86 double-overtime thriller over Iowa at the Bryce Jordan Center.

Iowa's Keegan Murray tipped in the game-tying basket at the buzzer to force overtime with the score knotted at 66. It was Myles Dread who came up big in the first overtime period, nailing a game-tying triple with nine seconds left on the clock to help Penn State force double-overtime at 78-78.

Jalen Pickett scored Penn State's first five points of double-overtime before Penn State went 5-for-6 from the charity stripe in the final seconds to secure the 90-86 victory over the Hawkeyes, the Nittany Lions' first double-overtime victory since 2016.

Five Nittany Lions scored in double figures, led by graduate student John Harrar's career-high 19 points and 10 rebounds, his sixth double-double of the season. Junior Seth Lundy also had a double-double with 17 points and a career-best 11 rebounds.

Seniors Greg Lee, Jalen Pickett and Myles Dread rounded out the double-digit scoring with 16, 13, and 12, respectively.

Penn State won its first double-overtime contest since the 2015-16 season when it beat Illinois (86-79) inside the Bryce Jordan Center (3/6/16).

PENN STATE FIGHTS UNTIL THE END IN NARROW 51-49 ROAD LOSS AGAINST NO. 11 WISCONSIN

Penn State was in it until the final seconds on the road at No. 11 Wisconsin, but the Badgers hung on to survive for the 51-49 win at the Kohl Center.

Penn State was playing its fourth road game in the last five contests, and after flight issues Friday evening, the Nittany Lions were forced to make a day trip to Madison on game day, leaving State College nearly 20 hours later than originally planned and arriving to the arena just over an hour before tip.

The bench was strong for the Nittany Lions, scoring 27 of the team's total points, led by senior Sam Sessoms' 14, 12 of which came in the second half. Senior Greg Lee contributed eight points and nine rebounds also off the bench. Graduate student John Harrar also had nine boards.

The Nittany Lions went on a 9-0 run to tie the game at 49-49 with 51 seconds remaining before Wisconsin made a basket on its ensuing possession to take the two-point lead with 31 seconds left.

Clutch-shooter Myles Dread had a look from behind-the-arc in the final seconds for the win, but his shot came up just short for the ranked Badgers to escape with the victory.

Penn State held Wisconsin 20 points below its season scoring average of 72.1, marking the 12th opponent in 16 games the Nittany Lion defense has held at least 10 points below their season scoring average. The Nittany Lions held the Badgers' leading scorers Johnny Davis and Brad Davison significantly below their season scoring averages, as Davis finished with a season-low four points (avg. 21.1 ppg) and Davison had nine (15.2 ppg). Both had zero points in the first half.

2021-22 SEASON REVIEW

G20: Michigan 58, Penn State 57

Feb. 8, 2022 Bryce Jordan Center (University Park, Pa.)

Michigan 58 - 12-9,6-5 Big Ten

#	Player	F	Total			3-Pr			Rebounds			PF	TP	A	TO	Blk	Stl	Min
			FG	FGA	FT	FTA	FG	FGA	FT	FTA	Off							
14	Moussa Diabate	1	1-4	0-1	1-2	2	3	3	3	0	0	0	0	0	0	0	0	28
01	Hunter Dickinson	6	6-20	1-4	6-8	8	7	15	2	19	2	2	4	0	0	0	35	
12	DeVante Jones	2	3-9	0-0	1-2	1	1	2	1	7	5	1	0	0	0	0	33	
22	Caleb Houston	1	1-4	1-4	3-4	1	2	3	2	6	2	0	0	0	0	0	33	
55	El Brooks	4	4-9	1-3	7-8	0	5	5	1	16	2	1	0	0	0	0	37	
02	Kobe Baskin	0	0-0	0-0	0-0	0	0	0	0	0	0	0	0	0	0	0	3	
03	Terrance Williams II	1	1-1	0-0	0-0	1	1	2	2	2	0	0	0	0	0	0	13	
10	Frankie Collins	0	0-1	0-1	0-0	0	0	0	0	0	0	1	1	0	0	0	7	
20	Brandon Johns Jr.	2	2-8	1-4	0-0	0	2	2	0	5	0	0	0	0	0	0	11	
Team						1	1	2										
Totals			17-54	5-21	19-22	14	25	39	11	58	12	7	4	1	0	0	200	
FG % 1st Half:		13-30	43.3%	2nd half:	5-9	20.0%	Game:		17-54	31.5%	Rebounds		Defensive					
3FG % 1st Half:		5-18	27.8%	2nd half:	0-5	0.0%	Game:		5-21	23.8%	Rebounds		Defensive					
FT % 1st Half:		5-6	83.3%	2nd half:	14-16	87.5%	Game:		19-22	86.4%	Rebounds		Defensive					

Penn State 57 - 9-11,4-8 Big Ten

#	Player	F	Total			3-Pr			Rebounds			PF	TP	A	TO	Blk	Stl	Min
			FG	FGA	FT	FTA	FG	FGA	FT	FTA	Off							
01	Seth Lundy	1	3-5	1-3	1-2	0	2	2	5	8	1	1	0	0	0	0	30	
21	Harrar, John	1	3-4	0-0	2-2	5	2	7	2	8	2	0	0	0	0	0	24	
02	Myles Dread	3	3-4	3-4	0-0	0	5	5	2	9	3	0	0	0	0	0	34	
22	Pickett, Jalen	6	6-18	2-7	0-0	0	1	1	3	14	2	1	1	0	0	0	40	
20	Johnson, Dallon	1	1-4	1-4	0-0	0	2	2	1	3	1	0	0	0	0	0	14	
03	Sam Sessoms	5	5-17	1-1	3-3	0	3	3	1	13	2	2	0	0	0	0	29	
04	Caleb Dorsney	0	0-0	0-0	0-0	0	1	1	0	0	0	0	0	0	0	0	5	
11	Cornwell, Jahleem	0	0-1	0-1	0-0	0	0	0	0	0	0	0	0	0	0	0	4	
13	Scott, Jevonnie	0	0-2	0-0	0-0	0	2	2	0	0	0	1	0	1	0	0	10	
14	White, Jalanni	1	1-2	0-1	0-0	1	1	2	3	2	0	0	1	0	0	0	10	
Team						2	3	5		1								
Totals			22-55	7-21	6-7	6	8	22	17	57	10	7	3	5	0	0	200	
FG % 1st Half:		10-28	35.7%	2nd half:	7-9	24.1%	Game:		22-55	40.0%	Rebounds		Defensive					
3FG % 1st Half:		4-11	36.4%	2nd half:	3-10	30.0%	Game:		7-21	33.3%	Rebounds		Defensive					
FT % 1st Half:		6-7	85.7%	2nd half:	6-7	85.7%	Game:		6-7	85.7%	Rebounds		Defensive					

Officials: Didiere Carr, Brooks Wells, Chris Beaver
 Technical fouls: Michigan:None, Penn State:None
 Attendance: 8650
 2021-22 Men's Basketball: Round 0: Michigan vs Penn St., Played at Bryce Jordan

Score by periods	1st	2nd	Total
Michigan	34	24	58
Penn State	34	23	57

Lead FG: MICH 2nd 02:29, PSU 2nd 00:00
 Largest lead: MICH by 5 (2nd 11:05), PSU by 11 (1st 05:56)
 MICH led for 22:05, PSU led for 12:34, Game was tied for 05:21

NITTANY LIONS DROP TIGHT 58-57 BATTLE TO MICHIGAN

Penn State found itself in another tight defensive battle, but fell just short to the visiting Michigan Wolverines, 58-57, at the Bryce Jordan Center.

The two teams shot a combined 12-for-55 in the second half, but the Wolverines held the heavy advantage at the charity stripe to seal the victory.

Seniors Jalen Pickett and Sam Sessoms lead the Nittany Lions in scoring with 14 and 13, respectively.

Graduate student John Harrar added eight points on 3-of-4 shooting and pulled down a team-high seven boards.

The Wolverines made 19-of-22 attempts from the charity stripe. Penn State got just seven chances from the free throw line, making six of them.

Seniors Jalen Pickett and Sam Sessoms recorded their 15th and 12th, respectively, double-digit scoring games of the season. Graduate student John Harrar eclipsed the 700-career points mark.

The Nittany Lion defense held Michigan 15 points below their season scoring average of 73.1. It marked the 13th opponent in 17 games who have been held at least 10 points below their season scoring average in regulation.

G21: Minnesota 76, Penn State 70

Feb. 12, 2022 Williams Arena (Minneapolis, Minn.)

Penn State 70 - 9-12,4-9 Big Ten

#	Player	F	Total			3-Pr			Rebounds			PF	TP	A	TO	Blk	Stl	Min
			FG	FGA	FT	FTA	FG	FGA	FT	FTA	Off							
01	Seth Lundy	1	6-9	4-5	0-0	0	4	4	3	16	0	3	1	0	0	0	38	
21	Harrar, John	1	6-8	0-0	0-0	3	6	9	4	12	4	12	4	0	0	0	21	
02	Myles Dread	3	3-3	3-3	0-0	0	4	4	1	9	2	1	1	0	0	0	32	
22	Pickett, Jalen	4	4-12	0-2	2-3	1	3	4	1	10	6	1	1	0	0	0	40	
23	Johnson, Dallon	1	1-4	1-3	0-0	1	4	5	2	3	1	1	0	0	0	0	33	
03	Sam Sessoms	6	6-15	0-2	2-3	0	15	16	2	18	3	2	0	0	0	0	29	
13	Scott, Jevonnie	1	1-1	0-0	0-0	2	2	2	0	2	0	0	0	0	0	0	5	
14	White, Jalanni	0	0-1	0-0	0-0	0	1	1	0	1	0	0	1	0	0	0	4	
Totals			29-53	8-15	4-7	7	29	30	14	70	16	13	5	2	0	0	200	
FG % 1st Half:		15-25	60.0%	2nd half:	14-28	50.0%	Game:		29-53	54.7%	Rebounds		Defensive					
3FG % 1st Half:		4-7	57.1%	2nd half:	4-8	50.0%	Game:		8-15	53.3%	Rebounds		Defensive					
FT % 1st Half:		2-4	50.0%	2nd half:	2-3	66.7%	Game:		4-7	57.1%	Rebounds		Defensive					

Minnesota 76 - 12-10,3-10 Big T

#	Player	F	Total			3-Pr			Rebounds			PF	TP	A	TO	Blk	Stl	Min
			FG	FGA	FT	FTA	FG	FGA	FT	FTA	Off							
01	Eric Curry	1	10-19	1-1	1-1	0	1	0	22	2	0	1	2	1	0	0	27	
10	Jamison Battle	1	3-7	2-4	0-0	0	4	4	2	8	0	0	0	0	0	0	38	
00	Payton Smith	6	6-11	3-4	3-3	0	6	6	1	18	1	0	1	0	0	0	40	
10	Luke Livers	4	4-9	0-3	3-3	0	2	2	11	4	0	0	0	0	0	0	14	
20	E.J. Stephens	3	3-7	2-4	5-6	0	2	2	1	13	3	1	0	0	0	0	27	
15	Charlie Daniels	1	0-0	0-0	0-0	0	0	0	2	0	0	0	0	0	0	0	5	
24	Sean Sutherland	0	2-5	0-0	0-0	0	2	2	4	1	0	1	0	0	0	0	25	
Team						2	2	4										
Totals			29-58	8-16	12-13	2	19	21	10	76	20	3	4	0	0	0	200	
FG % 1st Half:		16-34	47.1%	2nd half:	12-24	50.0%	Game:		29-58	48.3%	Rebounds		Defensive					
3FG % 1st Half:		4-11	36.4%	2nd half:	4-5	80.0%	Game:		8-16	50.0%	Rebounds		Defensive					
FT % 1st Half:		0-0	0.0%	2nd half:	12-13	92.3%	Game:		12-13	92.3%	Rebounds		Defensive					

Officials: Edwin Young, Courtney Green, Pat Riley
 Technical fouls: Penn State:None, Minnesota:None
 Attendance: 9948
 2021-22 Men's Basketball: Round 0: Minnesota vs Penn St., Played at Williams

Score by periods	1st	2nd	Total
Minnesota	36	40	76
Penn State	35	35	70

Lead FG: PSU 2nd 00:00, MINN 2nd 01:00
 Largest lead: PSU by 7 (1st 11:00), MINN by 9 (2nd 18:21)
 PSU led for 15:25, MINN led for 17:08, Game was tied for 05:55

PENN STATE FALLS TO MINNESOTA ON THE ROAD

Penn State shot above 50% from the field, but Minnesota capitalized on points off turnovers to ultimately earn the 76-70 victory at Williams Arena.

Senior Sam Sessoms led four Nittany Lions in double figures with a team-high 18 points, plus five rebounds and three assists.

Junior Seth Lundy had 16 points, including 4-of-5 from beyond the arc. Senior Jalen Pickett added 10 points, four rebounds and six assists.

Graduate student John Harrar was just shy of a double-double with 12 points on 6-of-8 from the field and a game-high nine boards.

Sessoms was again efficient off the bench with 18 points for his third-straight game with double-digit points as the sixth man.

Graduate student John Harrar registered his 11th double-digit scoring game of the season.

Senior Myles Dread was a perfect 3-for-3 from beyond the arc for his ninth game this season with at least three made 3-pointers.

Penn State dominated Minnesota on the glass, 36-21, but the Gophers had the huge edge in points off turnovers (26-3) to ultimately decide the game.

BOX SCORES & POSTGAME NOTES

G22: Penn State 62, No. 19 Michigan St. 58 Feb. 15, 2022 Bryce Jordan Center (University Park, Pa.)

Michigan St. 58 - 18-7-9-5 Big Ten

#	Player	Total		3-Pt		Rebounds		PF	TP	A	TO	Blk	Stl	Min
		FG	FTA	FG	FTA	Off	Def							
12	Joey Hauser	1	2-5	2-3	0-0	0	3	0	6	1	0	0	0	19
30	Marcus Bingham Jr.	1	2-6	1-2	0-0	1	3	4	1	5	0	1	2	15
44	Gabe Brown	1	2-8	1-5	2-2	1	2	2	7	2	1	0	1	30
55	Max Christie	1	4-11	0-4	2-2	3	3	2	10	1	0	1	0	32
11	A.J. Hoogard	1	0-4	0-0	0	1	2	0	0	5	0	0	2	21
21	Frame Brooks	1	1-1	0-0	0	0	0	0	0	0	2	0	0	3
22	Tyson Walker	1	4-5	0-0	0	1	1	1	8	4	1	0	0	19
93	Jaden Akins	1	1-3	1-1	0	2	2	3	0	0	1	0	0	14
22	Matyaszko	1	1-1	0-0	0	0	0	0	2	0	0	0	0	3
25	Malik Hall	1	1-4	0-1	1-4	1	4	3	3	2	2	1	0	23
34	Jarius Marble	1	6-7	0-0	2-2	3	8	4	14	0	1	2	0	21
Team						1	2	3						
Totals			23-55	5-16	7-10	8	26	34	15	58	14	11	5	200
FG % 1st Half:		11-24	45.8%	2nd half:	12-31	38.7%	Game:	23-55	41.8%					Default
3FG % 1st Half:		2-5	40.0%	2nd half:	3-11	27.3%	Game:	5-16	31.3%					Rebounds
FT % 1st Half:		0-2		2nd half:	7-8	87.5%	Game:	7-10	70.0%					3

Penn State 62 - 10-12-5-9 Big Ten

#	Player	Total		3-Pt		Rebounds		PF	TP	A	TO	Blk	Stl	Min
		FG	FTA	FG	FTA	Off	Def							
01	Seth Lundy	1	6-14	5-12	0-0	5	5	2	17	1	3	1	0	40
21	Harrar, John	1	7-12	0-0	2-4	6	10	16	3	16	3	1	0	30
02	Myles Dread	1	1-3	1-3	0-0	0	0	3	3	1	1	0	1	20
22	Pickett, Jalen	1	3-9	2-5	2-2	0	4	1	10	3	1	0	3	39
23	Johnson, Dallan	1	1-3	1-2	0-0	0	0	1	1	0	0	0	0	25
03	Sam Sessions	1	3-12	1-3	2-2	3	4	7	2	9	3	2	0	31
04	Caleb Dorsey	1	0-1	0-0	0	0	0	1	0	0	1	0	1	5
11	Scott, Jevonne	1	0-0	0-0	0	0	0	0	0	1	0	0	0	3
14	White, Jalanni	1	1-2	0-0	0-2	1	1	2	0	0	0	0	0	7
Team						0	0	0						
Totals			22-56	10-35	8-12	10	24	34	14	62	13	8	2	200
FG % 1st Half:		8-20	27.6%	2nd half:	14-27	51.9%	Game:	22-56	39.3%					Default
3FG % 1st Half:		5-13	38.5%	2nd half:	5-12	41.7%	Game:	10-25	40.0%					Rebounds
FT % 1st Half:		3-6	50.0%	2nd half:	5-8	62.5%	Game:	8-12	66.7%					2

Officials: Steve Markakis, Bill Ed Paul, Steve

Technical fouls: Michigan St.-None, Penn State-None.

Attendance: 8597

2021-22 Men's Basketball: Round 0, Michigan St. vs Penn St., Played at Bryce

Score by periods	1st		2nd		Total
	MSU	PSU	MSU	PSU	
Michigan St.	28	30	34	58	
Penn State	23	39	39	62	

Lead by: MSU 2nd-05:08, PSU 2nd-08:36
Largest lead: MSU by 14 2nd-12:30, PSU by 4 2nd-05:20
MSU led for 30:11, PSU led for 02:07, Game was tied for 02:42.

Score tied - 2 times.
Lead changed - 5 times.

G23: Penn State 67, Minnesota 46 Feb. 17, 2022 Bryce Jordan Center (University Park, Pa.)

Minnesota 46 - 12-12-3-12 Big T

#	Player	Total		3-Pt		Rebounds		PF	TP	A	TO	Blk	Stl	Min
		FG	FTA	FG	FTA	Off	Def							
01	Eric Curry	1	0-6	0-0	1-2	0	3	4	1	3	0	0	0	21
16	Jamison Baffle	1	6-15	3-8	1-2	0	3	3	0	16	1	0	0	37
29	Fraylon Williams	1	2-6	1-3	0-0	0	1	2	1	0	1	0	1	28
12	Luke Loeve	1	3-8	2-4	0-0	0	1	1	2	8	2	0	0	35
26	E.J. Stephens	1	3-5	1-1	0-0	0	3	3	1	7	2	1	0	34
02	Abdulkayem Thiam	1	1-1	0-0	0-0	0	0	0	0	0	0	0	1	3
11	Charlie Daniels	1	1-2	0-0	0-1	0	2	3	2	2	0	1	0	11
22	Danny Ogble	1	0-1	0-1	0-0	0	0	0	0	0	0	0	0	3
24	Sean Sutherland	1	1-8	0-0	0-0	0	0	0	0	0	0	0	0	1
42	Treyton Thompson	1	0-1	0-0	0-0	0	3	3	0	0	1	1	1	7
Team														
Totals			17-53	7-19	5-11	4	22	26	9	46	9	8	2	500
FG % 1st Half:		8-24	33.3%	2nd half:	9-29	31.0%	Game:	17-53	32.1%					Default
3FG % 1st Half:		3-8	37.5%	2nd half:	4-11	36.4%	Game:	7-19	36.8%					Rebounds
FT % 1st Half:		0-0	0.0%	2nd half:	5-11	45.5%	Game:	5-11	45.5%					3

Penn State 67 - 11-12-6-9 Big Te

#	Player	Total		3-Pt		Rebounds		PF	TP	A	TO	Blk	Stl	Min
		FG	FTA	FG	FTA	Off	Def							
01	Seth Lundy	1	1-4	1-3	0-0	0	0	0	3	0	0	0	0	24
21	Harrar, John	1	5-8	0-0	0-0	3	7	10	0	10	3	1	1	20
02	Myles Dread	1	5-6	2-3	0-0	0	6	6	0	12	1	0	0	35
22	Pickett, Jalen	1	8-14	2-4	0-0	0	4	4	0	20	3	1	2	31
23	Johnson, Dallan	1	2-6	1-2	3-3	0	1	1	0	8	0	2	0	24
03	Kaylen Oweh	1	0-2	0-0	0-0	0	0	0	0	0	0	0	0	1
09	Sam Sessions	1	2-5	0-1	0-0	3	3	2	4	6	1	0	0	22
04	Caleb Dorsey	1	1-1	1-1	0-0	0	2	2	0	3	0	0	0	7
11	Conwell, Jaham	1	0-1	0-0	0-0	0	0	0	0	1	0	1	0	1
13	Scott, Jevonne	1	1-3	0-0	0-0	3	3	4	2	1	2	2	1	12
14	White, Jalanni	1	2-2	0-0	1-3	0	1	1	2	5	1	0	0	6
15	Conlan, Dan	1	0-0	0-0	0-0	0	0	0	0	0	0	0	0	3
33	Christos, Andy	1	0-0	0-0	0	0	1	1	0	0	0	0	0	3
38	Jagalski, Isham	1	0-0	0-0	0-0	0	0	0	0	0	0	0	0	2
Team						0	0	0						
Totals			28-52	7-14	4-6	3	33	36	11	67	16	10	5	7
FG % 1st Half:		11-25	42.3%	2nd half:	17-26	65.4%	Game:	28-52	53.8%					Default
3FG % 1st Half:		3-9	33.3%	2nd half:	4-5	80.0%	Game:	7-14	50.0%					Rebounds
FT % 1st Half:		2-2	100.0%	2nd half:	2-4	50.0%	Game:	4-6	66.7%					1

Officials: Ben Smith, Roger Ayers, Brian Dorsey

Technical fouls: Minnesota-None, Penn State-None.

Attendance: 7726

2021-22 Men's Basketball: Round 0, Minnesota vs Penn St., Played at Bryce Jor

Score by periods	1st		2nd		Total
	MINN	PSU	MINN	PSU	
Minnesota	19	27	27	46	
Penn State	27	40	40	67	

Lead by: MINN 2nd-01:20, PSU 2nd-02:52
Largest lead: MINN by 18, PSU by 21 2nd-02:52
MINN led for 02:00, PSU led for 38:40, Game was tied for 01:11.

PENN STATE KNOCKS OFF NO. 19 MICHIGAN STATE IN COMEBACK FASHION

Penn State used a 33-15 run in the game's final 13 minutes to erase a 14-point deficit and rally to defeat #19 Michigan State 62-58 at the Bryce Jordan Center.

The Nittany Lions only led the game for a total of 2:07, trailing by as much as 14 with 13:20 to play in the second half. The 33-15 game-closing run was cemented with a 12-4 Penn State advantage in the final 3:04 as the Nittany Lions clanked back for first-year head coach Micah Shrewsberry's first head coaching victory over a ranked team.

Junior Seth Lundy led all scorers with a game-high 17 points behind five 3-pointers. Graduate student John Harrar had a monster game for his seventh double-double of the season with 16 points and 16 boards. Senior Jalen Pickett rounded out the double-digit scoring for the Nittany Lions with 10 points while adding four rebounds, three assists and three steals.

The Nittany Lions earned their first win over a top-20 team since Jan. 30, 2021 when Penn State defeated #14/13 Wisconsin 81-71 at the BJC. Penn State has now defeated at least one top-25 ranked team at the Bryce Jordan Center for the seventh-straight season.

Penn State rallied back from a 14-point deficit to win. It's the largest comeback of the season for the Nittany Lions, who have now come back from 10+ down to win three times this year (vs. Cornell, at Northwestern).

NITTANY LIONS ROLL MINNESOTA, 67-46, FOR SECOND WIN IN THREE DAYS

Penn State earned its most dominant Big Ten victory of the season as the Nittany Lions cruised to a wire-to-wire 67-46 victory over Minnesota to pick up their second win in three days at the Bryce Jordan Center.

The 21-point victory marked Penn State's largest win over the Gophers as the Nittany Lions had it firing on all cylinders in the second meeting in five days with Minnesota. Penn State shot 53.8% (28-for-52) from the field, while the Nittany Lion defense was characteristically stout and held the Gophers to just 46 points on 32.1% (17-for-53) shooting.

Senior guard Jalen Pickett led the Nittany Lions with 20 points on 9-14 shooting, his third 20-plus point game of the season. Senior guard Myles Dread added 12 points on 5-of-6 shooting, including a pair of three pointers. Graduate student John Harrar recorded his second-straight double-double, finishing with 10 points and 10 rebounds.

The win marked Penn State's first 20+-point victory in the Big Ten since Feb. 19, 2019 against Nebraska (95-71).

The Nittany Lions held Minnesota 21.6 points below their season scoring average of 67.6 points per game. It's the 15th time in 20 games that the Penn State defense has held its opponent to at least 10 points under its season scoring average.

2021-22 SEASON REVIEW

G24: Maryland 67, Penn State 41

Feb. 21, 2022

XFINITY Center (College Park, Md.)

Penn State 61 - 11-13-16-10 Big T

#	Player	Total		3-Pr		Rebounds					PF	TP	A	T	Bk	Stl	Min.
		FG	FGA	FG	FGA	FT	FTA	Off	Def	Total							
01	Seth Lundy	1	2-4	2-4	0-0	1	4	5	3	1	0	3	1	0	0	0	35
21	Harrar, John	1	7-10	0-0	0-2	4	9	13	3	14	2	0	0	0	0	0	31
02	Myles Dread	1	2-4	2-4	0-0	0	3	3	4	6	2	0	0	2	0	0	20
02	Pickett, Jalen	1	6-18	1-5	0-0	1	5	6	10	6	3	0	4	4	0	0	40
23	Johnson, Dallion	1	1-3	1-2	0-0	0	0	0	0	0	0	0	1	1	0	24	
03	Sam Sessom	1	7-14	2-6	1-1	0	1	1	3	17	1	4	0	0	0	0	25
04	Caleb Dorsey	1	0-0	0-0	0-0	0	1	1	0	0	0	1	0	0	0	10	
11	Cornwall, Jabeem	1	0-0	0-0	0-0	0	0	0	0	2	0	0	0	0	0	8	
13	Scott, Jevonnie	1	0-0	0-0	0-0	1	1	1	2	0	0	0	0	0	0	5	
14	White, Jalean	1	0-0	0-0	0-0	1	1	0	0	0	0	0	0	0	0	2	
Team																	
Totals		25-53		8-19		3-5		9		24		16		61		9 13 2 7 200	

FG % 1st Half: 11-27 40.7% 2nd half: 14-26 53.8% Game: 25-53 47.2%
 3FG % 1st Half: 4-9 44.4% 2nd half: 4-10 40.0% Game: 8-19 42.1%
 FT % 1st Half: 0-2 0.0% 2nd half: 1-3 33.3% Game: 3-5 60.0%

Maryland 67 - 13-14-5-11 Big T

#	Player	Total		3-Pr		Rebounds					PF	TP	A	T	Bk	Stl	Min.
		FG	FGA	FG	FGA	FT	FTA	Off	Def	Total							
24	Donta Scott	1	5-10	0-2	2-4	0	3	3	1	12	0	3	1	0	0	0	33
25	Quinn Wallab	1	3-5	0-0	1-1	2	5	7	1	0	0	1	0	0	0	0	22
04	Fatts Russell	1	4-13	1-4	0-0	0	5	5	3	18	2	1	0	2	0	29	
11	Xavier Green	1	1-4	0-3	0-0	2	4	1	2	1	1	0	0	0	0	29	
13	Haskin Hart	1	3-7	1-4	1-1	0	3	1	8	0	1	0	4	3	0	32	
05	Eric Ayala	1	5-8	3-6	0-0	0	1	1	3	0	0	0	0	0	0	18	
10	Julian Reese	1	1-2	1-1	0-0	0	1	1	3	0	0	0	0	0	0	17	
23	Ian Martinez	1	1-1	0-0	2-2	0	0	0	2	4	0	0	4	0	0	20	
Team																	
Totals		23-50		6-20		15-19		7		21		38		11		67 7 9 2 11 200	

FG % 1st Half: 12-27 44.4% 2nd half: 11-23 47.8% Game: 23-50 46.0%
 3FG % 1st Half: 3-10 30.0% 2nd half: 3-10 30.0% Game: 6-20 30.0%
 FT % 1st Half: 1-1 100.0% 2nd half: 4-18 77.8% Game: 15-19 78.9%

Officials: Keith Kneibts/Roy Riley/D.J. Carstenen
 Technical fouls: Penn State None, Maryland None
 Attendance: 10584

2021-22 Men's Basketball: Round 0: Maryland vs Penn St. Played at XFINITY Center

Score by periods	1st		2nd		Total	
	MD	PSU	MD	PSU	MD	PSU
Penn State	28	33	81			
Maryland	28	39	67			

Last FG - PSU 2nd-07:09, MD 2nd-08:20
 Largest lead - PSU by 14:02-45, MD by 13:24-48-40
 PSU led for 05:00, MD led for 27:26. Game was tied for 01:11.

Score led - 4 times, Most lead changed - 5 times.

PENN STATE COMES UP JUST SHORT IN COMEBACK ATTEMPT AT MARYLAND

Penn State came up just short of a double-digit comeback bid on the road against the Maryland Terrapins, ultimately falling 67-61 inside the Xfinity Center.

The Nittany Lions were down 13 with 8:40 remaining in regulation and clawed back within four before the Terrapins closed out the game from the charity stripe, going 14-of-18 from the free throw line in the second half.

Three Nittany Lions finished in double figures, led by senior Sam Sessom's 17 points off the bench. Classmate Jalen Pickett added 13 points along with six boards and six assists. Graduate student John Harrar recorded his third-straight double-double and ninth of the season with 14 points and 13 rebounds.

The game was tied at 28 at the half before the Terps surged ahead 55-42 with under nine minutes to play. Penn State rallied to pull within four in the final minute, but Maryland was able to close the game from the free throw line, going 8-for-9 from the charity stripe in the final minute, to secure the victory. The Nittany Lion defense kept Maryland without a field goal for the final 6:19 of the game.

Senior Myles Dread hit two 3-pointers in the contest to match Danny Morrissey's fifth-best career mark of 221 career 3-pointers.

G25: Penn State 67, Northwestern 60

Feb. 25, 2022

Bryce Jordan Center (University Park, Pa.)

Northwestern 60 - 13-14-6-12 Big T

#	Player	Total		3-Pr		Rebounds					PF	TP	A	T	Bk	Stl	Min.
		FG	FGA	FG	FGA	FT	FTA	Off	Def	Total							
22	Pete Nance	1	5-11	2-4	0-0	0	4	4	3	12	2	0	2	0	0	0	27
31	Robbie Beran	1	0-5	0-3	0-0	2	4	6	1	0	1	1	1	0	0	0	24
01	Boo Blue	1	4-12	0-2	0-0	1	4	5	3	8	7	0	0	0	0	0	26
03	Chasey Hudge	1	3-15	0-0	0-0	0	3	3	0	0	1	0	1	0	0	30	
05	Ryan Roper II	1	1-2	1-2	2-2	0	3	3	5	0	0	0	0	0	0	29	
03	Jalen Greer	1	0-1	0-0	0-0	0	0	0	0	0	0	1	0	0	0	11	
09	Y'Berry	1	3-3	1-3	4-4	0	3	3	1	1	1	1	0	0	0	24	
14	Cassey Simmons	1	0-0	0-0	0-0	0	0	0	0	0	0	0	0	0	0	0	
13	Ryan Young	1	4-5	4-5	0-0	0	0	0	2	8	3	1	0	0	0	0	
10	Elijah Williams	1	2-3	0-0	1-3	0	0	0	0	0	0	0	0	0	0	16	
Team																	
Totals		22-60		7-22		9-11		7		22		29		18		60 15 4 3 4 200	

FG % 1st Half: 10-29 34.5% 2nd half: 12-31 38.7% Game: 22-60 36.7%
 3FG % 1st Half: 3-11 27.3% 2nd half: 4-11 36.4% Game: 7-22 31.8%
 FT % 1st Half: 5-6 83.3% 2nd half: 4-5 80.0% Game: 9-11 81.8%

Penn State 67 - 12-13-7-10 Big T

#	Player	Total		3-Pr		Rebounds					PF	TP	A	T	Bk	Stl	Min.
		FG	FGA	FG	FGA	FT	FTA	Off	Def	Total							
01	Seth Lundy	1	2-8	2-5	6-6	0	4	4	2	12	1	2	0	0	0	0	30
01	Harrar, John	1	4-6	2-6	3-6	8	14	20	2	11	2	0	1	0	0	0	31
02	Myles Dread	1	2-8	0-0	1-3	4	3	7	3	2	1	0	0	0	0	0	21
22	Pickett, Jalen	1	5-10	1-3	0-0	2	3	5	3	11	6	3	3	1	0	0	39
03	Johnson, Dallion	1	5-9	5-9	0-1	0	2	2	1	15	2	1	0	0	0	0	28
03	Sam Sessom	1	4-9	3-5	1-2	1	0	1	0	12	1	2	0	0	0	0	21
04	Caleb Dorsey	1	0-2	0-2	0-0	0	0	0	0	0	0	0	0	0	0	0	5
11	Cornwall, Jabeem	1	0-1	0-1	0-0	0	0	0	0	0	0	0	0	0	0	0	6
13	Scott, Jevonnie	1	0-0	0-0	1-2	0	0	0	0	0	0	0	0	0	0	0	5
14	White, Jalean	1	0-1	0-0	0-0	2	2	4	0	1	1	0	0	0	0	0	5
Team																	
Totals		21-53		13-33		10-15		13		32		45		16		67 12 14 4 21 200	

FG % 1st Half: 8-30 26.7% 2nd half: 14-23 60.9% Game: 22-53 41.5%
 3FG % 1st Half: 4-17 23.5% 2nd half: 8-16 50.0% Game: 13-33 39.4%
 FT % 1st Half: 2-3 66.7% 2nd half: 8-12 66.7% Game: 10-15 66.7%

Officials: Don Daly/Steve Honzak/Kelly Pfeiffer
 Technical fouls: Northwestern None, Penn State None
 Attendance: 10280

2021-22 Men's Basketball: Round 0: Northwestern vs Penn St. Played at Bryce Jordan Center

Score by periods	1st		2nd		Total	
	PSU	NSU	PSU	NSU	PSU	NSU
Penn State	28	32	60			
Northwestern	28	32	60			

Last FG - NSU 2nd-00:07, PSU 2nd-01:25
 Largest lead - NSU by 7:26-18-39, PSU by 10:24-07-43
 NSU led for 23:15, PSU led for 12:06. Game was tied for 04:44.

Score led - 6 times, Most lead changed - 13 times.

PENN STATE CATCHES FIRE IN SECOND HALF FOR 67-60 WIN OVER NORTHWESTERN

Penn State used a hot-shooting second half to turn a seven-point second-half deficit into a seven-point win in a 67-60 victory over Northwestern on Senior Night at the Bryce Jordan Center.

The tightly-contested contest saw 13 lead changes before a layup from senior Jalen Pickett with 4:30 left to play gave the Nittany Lions a lead they wouldn't relinquish the rest of the way.

Dallion Johnson's 15 points, including five 3-pointers, and John Harrar's 20 rebounds were career highs. Harrar added 11 points to cap off his fourth-straight double-double.

Penn State shot 60.9% from the field and 56.3% from deep in the second half, with Johnson knocking down all five of his threes in the period. Seniors Myles Dread and Sam Sessom, as well as junior Seth Lundy, all contributed to the second-half onslaught.

Penn State completed its season sweep against Northwestern after earning a 67-60 victory tonight and a 74-70 win in Evanston on Jan. 5. It's Penn State's first regular-season sweep of the Wildcats since 2011.

Harrar is the first Nittany Lion in 17 years to record a 20-rebound game. The last Penn State player to pull down 20 or more boards in a game was Aaron Johnson (21) vs. Northwestern on Jan. 22, 2005.

BOX SCORES & POSTGAME NOTES

G26: Nebraska 93, Penn State 70

Feb. 27, 2022 Bryce Jordan Center (University Park, Pa.)

Nebraska 93 - 8-21-26 Big Te

#	Player	Total		3-Pr		Rebounds		PF	TP	A	T	Blk	Stl	Min	
		FG	FGA	FT	FTA	Off	Def								
11	Lab Mayen	1	5-8	2-3	1-1	0	2	2	3	13	0	2	0	1	25
13	Derrick Walker	1	4-6	0-0	2-2	5	2	7	3	10	4	1	0	0	28
01	Alexzo Verge Jr.	1	5-12	2-2	1-1	0	4	4	1	15	5	3	1	0	28
02	Trey McGowens	1	4-5	1-1	3-4	1	4	5	3	12	4	0	0	0	30
05	Bryce McGowens	1	8-13	3-6	6-6	1	5	6	0	25	1	2	0	1	30
02	Kean Edwards	1	3-4	3-3	0-1	0	2	2	0	8	0	1	0	0	21
04	Jackson Cronin	1	0-0	0-0	0-0	0	0	0	0	0	0	0	0	0	3
10	Kobe Webster	1	2-3	2-3	1-2	0	0	0	1	7	0	0	0	0	15
03	Sam Sessoms	1	0-2	0-1	0-0	1	0	1	0	0	0	1	0	0	4
03	Keisei Tomianga	1	0-1	0-0	0-0	1	1	0	0	0	0	0	0	0	4
03	Eduardo Andre	1	0-1	0-0	2-2	1	3	2	2	0	0	0	0	0	13
	Team					1	1	2							
Totals		32-55	13-20	16-19	10	24	34	14	93	14	15	0	1	8	200
FG % 1st Half:		20-33	60.6%	2nd half:	12-32	54.5%	Game:	32-55	58.2%					Dweldt	
3FG % 1st Half:		7-12	58.3%	2nd half:	4-8	50.0%	Game:	13-20	65.0%					Rebounds	
FT % 1st Half:		2-2	100.0%	2nd half:	14-17	82.4%	Game:	16-19	84.2%					0.1	

Penn State 70 - 12-14-17 Big T

#	Player	Total		3-Pr		Rebounds		PF	TP	A	T	Blk	Stl	Min	
		FG	FGA	FT	FTA	Off	Def								
01	Seth Lundy	1	4-11	2-7	2-2	0	4	4	0	12	0	2	1	4	27
21	Harrar, John	1	4-5	0-0	1-2	4	4	8	3	9	1	4	0	1	25
02	Myles Dread	1	2-2	1-1	0-0	0	0	1	5	1	0	0	0	15	
22	Pickett, Jalen	1	5-11	1-4	1-2	1	2	4	12	5	1	1	1	36	
23	Johnson, Dalton	1	4-10	3-8	0-0	0	3	3	1	11	2	2	0	1	27
03	Sam Sessoms	1	5-8	1-1	1-2	0	0	0	1	12	3	2	0	0	22
04	Caleb Dorsey	1	0-2	0-1	2-2	1	0	2	2	2	0	0	0	1	10
05	Greg Lee	1	2-5	1-3	0-0	2	2	2	5	0	0	0	0	12	
11	Cornwall, Jaham	1	4-4	0-1	0-0	1	1	1	2	0	0	0	0	19	
14	White, Jalamari	1	0-0	0-0	0-0	0	0	0	1	0	0	0	0	2	
15	Conlan, Dan	1	0-0	0-0	0-0	0	0	0	0	0	0	0	0	1	
33	Christos, Andy	1	0-0	0-0	0-0	0	0	0	0	0	0	0	0	4	
	Team					0	1	1							
Totals		27-58	9-28	7-10	6	16	22	16	70	14	12	2	10	200	
FG % 1st Half:		13-28	46.4%	2nd half:	14-30	46.7%	Game:	27-58	46.6%					Dweldt	
3FG % 1st Half:		4-12	33.3%	2nd half:	5-14	35.7%	Game:	9-28	31.8%					Rebounds	
FT % 1st Half:		1-2	50.0%	2nd half:	6-8	75.0%	Game:	7-10	70.0%					0.2	

Score by periods

Period	1st	2nd	Total
Nebraska	49	44	93
Penn State	33	37	70

Lead by: NEBR 2nd:02 16; PSU 2nd:00 18
Largest lead - NEBR by 32 2nd:05:55; PSU by 3 1st:17:13
NEBR led for 36:30; PSU led for 01:41; Game was tied for 01:40

Points	In	Off	2nd	Fast	Break	Bench
NEBR	28	15	14	13	18	
PSU	30	14	1	6	21	

Score tied - 3 times
Lead changed - 2 times

G27: No. 20 Illinois 60, Penn State 55

March 3, 2022 State Farm Center (Champaign, Ill.)

Penn State 55 - 12-15-17 Big T

#	Player	Total		3-Pr		Rebounds		PF	TP	A	T	Blk	Stl	Min	
		FG	FGA	FT	FTA	Off	Def								
01	Seth Lundy	1	4-12	3-8	0-0	1	2	3	3	11	0	1	0	1	34
05	Greg Lee	1	4-11	1-4	0-0	2	3	5	2	9	0	2	0	0	30
21	Harrar, John	1	2-3	0-0	0-0	1	2	3	3	4	0	1	0	1	28
22	Pickett, Jalen	1	8-15	1-3	1-3	1	4	5	5	18	7	3	0	0	40
23	Johnson, Dalton	1	2-5	2-3	0-0	0	4	4	0	6	1	0	0	0	26
02	Myles Dread	1	0-3	0-3	0-0	0	2	2	0	0	0	0	0	0	19
04	Caleb Dorsey	1	1-1	1-1	0-0	0	0	0	0	0	0	0	0	0	3
12	Sam Sessoms	1	2-5	0-0	0-0	0	2	2	0	4	0	0	0	0	12
14	White, Jaham	1	0-0	0-0	0-0	0	0	0	0	2	0	0	0	0	5
	Team					7	7	7							
Totals		23-55	8-25	1-3	11	23	34	17	55	8	12	0	4	200	
FG % 1st Half:		13-23	56.5%	2nd half:	11-32	34.4%	Game:	23-55	41.8%					Dweldt	
3FG % 1st Half:		3-14	21.4%	2nd half:	3-14	21.4%	Game:	6-28	21.4%					Rebounds	
FT % 1st Half:		1-3	33.3%	2nd half:	0-0	0.0%	Game:	1-3	33.3%					1.2	

Illinois 60 - 21-8-14-5 Big Te

#	Player	Total		3-Pr		Rebounds		PF	TP	A	T	Blk	Stl	Min	
		FG	FGA	FT	FTA	Off	Def								
03	Jacob Grandson	1	3-7	2-4	0-0	1	4	5	0	8	1	1	1	1	28
03	Kofi Cockburn	1	4-7	0-0	3-4	3	3	6	0	11	0	1	1	1	34
01	Trent Frazier	1	3-6	2-5	2-3	1	1	2	3	10	4	2	1	2	34
11	Altonzo Plummer	1	1-5	1-4	2-2	0	6	6	3	5	1	1	0	0	32
20	DiaMonte Williams	1	4-11	4-10	2-2	0	3	3	1	14	2	0	0	0	32
04	Omaz Payne	1	1-1	0-0	0-0	0	2	2	0	2	0	0	0	0	3
05	Andre Curbelo	1	1-5	0-0	2-2	1	0	1	1	4	2	3	0	0	17
10	Luke Goode	1	0-2	0-1	0-0	1	0	1	0	1	0	0	0	0	7
33	Coleman Hawkins	1	1-6	0-4	4-4	2	0	2	0	6	1	0	0	0	12
	Team					0	1	1							
Totals		18-50	9-28	15-17	9	20	29	9	60	11	8	3	6	200	
FG % 1st Half:		9-30	30.0%	2nd half:	9-20	45.0%	Game:	18-50	36.0%					Dweldt	
3FG % 1st Half:		5-15	33.3%	2nd half:	10	33.3%	Game:	9-28	32.1%					Rebounds	
FT % 1st Half:		6-6	100.0%	2nd half:	9-11	81.8%	Game:	15-17	88.2%					0.2	

Officials: Brooks Wells, Keith Kinobe, Paul Szabo
Technical fouls: Penn State-None; Illinois-None
Attendance: 15544
2021-22 Men's Basketball: Round 0, Illinois vs Penn St., Played at State Farm Center

Score by periods

Period	1st	2nd	Total
Penn State	30	25	55
Illinois	29	31	60

Lead by: PSU 2nd:00:07; ILLNI 2nd:04:36
Largest lead - PSU by 22 1st:02:32; ILLNI by 6 1st:17:30
PSU led for 04:42; ILLNI led for 28:38; Game was tied for 04:42

Points	In	Off	2nd	Fast	Break	Bench
PSU	16	13	14	9	12	
ILLNI	16	13	14	9	12	

Score tied - 7 times
Lead changed - 11 times

PENN STATE FALLS TO NEBRASKA

Penn State fell to the Nebraska Cornhuskers at the Bryce Jordan Center by a score of 93-70 in the Mittany Lions' final regular-season home game.

Junior Seth Lundy set a new career high with four steals in the contest and also tied Jalen Pickett and Sam Sessoms for the team lead in points with 12. Graduate student John Harrar finished with nine points and eight rebounds, including four offensive boards.

Penn State made its first five shots, three of which came from 3-point range, as the Mittany Lions jumped out to a 13-10 lead less than four minutes into the game. The Huskers answered with an 11-0 run over the next three minutes to pull ahead 21-13.

Nebraska pulled ahead further, but a Sessoms driving layup had Penn State back within eight at 30-22 with 7:55 left in the first half. Nebraska closed the half on a 19-9 run, however, to take a 49-31 lead into the break.

Buckets from Sessoms and Pickett got Penn State on the board in the second half, but Nebraska's lead increased to 58-35 entering the first media break of the period.

Penn State continued to chip away, but failed to reel in Nebraska's big lead and ultimately fell 93-70.

The Mittany Lions finished with a season-high 10 steals on the night.

PENN STATE COMES UP JUST SHORT IN BACK-AND-FORTH AFFAIR AT NO. 20 ILLINOIS

In a back-and-forth game that saw 11 lead changes, seven tie scores and came down to the final minute, #20 Illinois was able to claw out a 60-55 victory over Penn State at the State Farm Center.

Senior Jalen Pickett led Penn State with a game-high 18 points to go along with seven assists and five rebounds. Junior Seth Lundy finished with 11 points, while senior Greg Lee added nine.

Graduate student John Harrar suited up for a program-record 142nd time to take sole possession of Penn State's career games played record. The record was previously held by Julian Moore (2013-18) with 141 career games played.

The Penn State defense kept Illinois 16.9 points under its season average of 76.9 ppg.

The Mittany Lions limited Illinois All-American Kofi Cockburn to 11 points on a 4-of-7 shooting, keeping the big man well below his season average of 21.5.

Harrar recorded his 800th career rebound in the first half, finishing the game with six boards.

Pickett led the Mittany Lions in scoring for the 12th time this season. He finished 8-for-15 from the field.

2021-22 SEASON REVIEW

G28: Rutgers 59, Penn State 58

March 6, 2022 Jersey Mike's Arena (Piscataway, N.J.)

Penn State 58 - 12-16,7-13 Big T

#	Player	Total		3-Pr		Rebounds		PF	TP	A	TO	Blk	Stl	Min
		FG	FGA	FT	FTA	OR	DR							
01	Seth Lundy	1	6-12	2-6	3-4	2	1	4	17	1	3	2	2	28
05	Ereg Lee	1	0-4	0-2	0-0	4	4	2	0	1	0	0	0	21
21	Harrar, John	1	4-8	0-0	7-8	6	11	7	15	1	2	0	2	34
22	Pickett, Jalen	1	3-9	1-3	0-0	1	5	3	7	3	1	1	1	37
23	Johnson, Dallion	1	0-4	0-0	0-0	1	1	0	0	0	0	0	0	10
02	Myles Dread	1	2-6	2-5	0-0	0	1	1	3	6	1	0	0	26
03	Sam Sessoms	1	3-11	1-2	6-6	0	2	3	15	4	1	0	2	33
11	Conwall, Jaheim	1	0-2	0-2	0-0	0	1	1	0	0	0	0	0	11
14	Conwall, Jaheim	1	0-0	0-0	0-0	0	0	0	0	0	0	0	0	0+
Team						5	6							
Totals			18-56	6-24	16-18	14	27	41	17	58	10	11	3	70
FG % 1st Half:		5-28	17.9%	2nd half:	13-28	46.4%	Game:	18-56	32.1%	Overall Rebounds				
3FG % 1st Half:		1-12	8.3%	2nd half:	5-12	41.7%	Game:	6-24	25.0%					
FT % 1st Half:		10-12	83.3%	2nd half:	6-6	100.0%	Game:	16-18	88.9%					

Rutgers 59 - 18-12,12-8 Big T

#	Player	Total		3-Pr		Rebounds		PF	TP	A	TO	Blk	Stl	Min
		FG	FGA	FT	FTA	OR	DR							
11	Clifford Omoruyi	1	4-5	0-0	1-4	2	2	2	4	0	1	1	0	19
00	Geo Baker	1	2-9	1-4	1-2	0	1	1	3	6	5	2	0	34
04	Faul Mutchay	1	3-7	1-2	1-1	4	5	1	8	9	1	1	1	35
22	Galeb McConnell	1	2-8	0-3	2-2	0	6	6	1	6	1	1	0	38
24	Ron Harrar Jr.	1	6-12	1-3	2-5	1	3	4	15	2	0	2	36	
02	Jalen Miller	1	0-4	0-0	0-0	0	0	0	0	0	0	0	0	5
05	Aundre Hyatt	1	2-3	2-2	0-0	1	1	2	0	6	0	1	0	12
21	Dean Reiber	1	3-8	1-3	2-2	0	3	1	9	1	0	0	0	16
35	Raich Agee	1	0-1	0-0	0-0	0	1	0	0	0	0	0	0	5
Team						2	2							
Totals			22-50	6-17	9-17	9	23	28	13	59	15	8	5	200
FG % 1st Half:		11-26	42.3%	2nd half:	11-24	45.8%	Game:	22-50	44.0%	Overall Rebounds				
3FG % 1st Half:		4-11	36.4%	2nd half:	2-6	33.3%	Game:	6-17	35.0%					
FT % 1st Half:		3-5	60.0%	2nd half:	6-12	50.0%	Game:	9-17	52.9%					

Officials: Eric Watson, Lewis Garrison, Paul State

Technical fouls: Penn State-None, Rutgers-None

Attendance: 8399

2021-22 Men's Basketball: Round 8: Penn St. vs Rutgers: Played at Jersey Mike

Score by periods	1st		2nd		Total	
	Penn State	Rutgers	Penn State	Rutgers	Penn State	Rutgers
Penn State	21	37	38			
Rutgers	22	30	52			

Last FG: PSU 2nd-01:11, RU 2nd-05:56
Largest lead: PSU by 31 at 18:17, RU by 15 2nd-17:27
PSU led for 60:18, RU led for 07:02, Game was tied for 22:20.

Score tied - 2 times
Lead changed - 1 time.

VALIANT COMEBACK EFFORT COMES UP SHORT IN 59-58 DEFEAT AT RUTGERS

Penn State rallied back from a 15-point second-half deficit to tie the game at 55 with two minutes to play, but came just one shot shy of sealing the road victory in its 59-58 loss on the road at Rutgers.

Penn State trailed by double-digits for the majority of the second half before a 17-4 run over a 6:32 span tied the game with two minutes to play. The Nittany Lions got a steal and had the ball on the final possession trailing by one, but missed the mark on the final attempt to drop yet another close Big Ten road contest.

Junior Seth Lundy was instrumental for the Nittany Lions, finishing with a game-high 17 points, 11 of which came in the second half. Graduate student John Harrar added another double-double with 15 points and 17 rebounds, the second-highest rebounding total of his career. Senior Sam Sessoms was Penn State's third Nittany Lion in double digits with 13 points.

In a matchup of two of the Big Ten's best defensive teams, the Nittany Lions held yet another conference opponent 10 points under their season-scoring average. Rutgers entered the afternoon averaging 68.0 points per game and became the 18th of the 25 teams that Penn State held 10 points or more under their season-scoring average.

This is the 13th time in 20 Big Ten games the Nittany Lions have had a game decided by seven points or less.

G29: BTT - Penn State 60, Minnesota 51

March 9, 2022 Gainbridge Fieldhouse (Indianapolis, Ind.)

Minnesota 51 - 13-17,4-16 Big T

#	Player	Total		3-Pr		Rebounds		PF	TP	A	TO	Blk	Stl	Min
		FG	FGA	FT	FTA	OR	DR							
01	Eric Curry	1	4-10	0-1	2-2	2	3	5	2	10	6	2	2	36
10	Jamison Battle	1	7-16	3-8	2-2	0	6	6	2	19	0	0	0	40
00	Payton Willis	1	3-13	2-6	2-4	0	5	5	2	10	1	1	1	40
10	Luke Levee	1	1-8	0-4	0-0	0	1	1	4	2	2	1	0	40
24	Sean Sulzerin	1	5-7	0-0	1-0	1	5	6	2	10	4	1	1	40
20	E.J. Stephens	1	0-0	0-0	0-0	0	0	0	0	0	0	0	0	1
Team						2	3							
Totals			20-54	5-19	6-8	4	22	26	12	51	13	5	4	61
FG % 1st Half:		11-26	42.3%	2nd half:	9-28	32.1%	Game:	20-54	37.0%	Overall Rebounds				
3FG % 1st Half:		3-8	37.5%	2nd half:	3-11	27.3%	Game:	5-19	26.3%					
FT % 1st Half:		3-4	75.0%	2nd half:	3-4	75.0%	Game:	6-8	75.0%					

Penn State 60 - 13-16,7-13 Big T

#	Player	Total		3-Pr		Rebounds		PF	TP	A	TO	Blk	Stl	Min
		FG	FGA	FT	FTA	OR	DR							
01	Seth Lundy	1	3-8	2-5	3-3	0	4	4	3	11	1	1	1	37
21	Harrar, John	1	2-4	0-0	2-2	4	8	12	2	6	3	3	1	25
02	Myles Dread	1	1-3	0-0	0-0	0	2	2	0	3	0	0	1	27
22	Pickett, Jalen	1	9-14	3-4	1-2	0	7	7	1	22	4	3	0	40
23	Johnson, Dallion	1	0-5	0-4	0-0	1	1	2	0	0	1	0	0	20
03	Sam Sessoms	1	5-12	2-4	2-3	1	4	5	2	14	6	2	0	30
04	Caleb Dorsey	1	0-0	0-0	0-0	0	0	0	0	0	0	0	0	1
05	Ereg Lee	1	2-4	0-2	0-0	2	2	3	4	1	0	0	0	19
20	Christos, Andy	1	0-0	0-0	0-0	0	0	0	0	0	0	0	0	1
Team						1	2	3						
Totals			22-50	8-22	10-10	7	30	37	11	60	9	10	3	51
FG % 1st Half:		9-28	32.1%	2nd half:	13-22	59.1%	Game:	22-50	44.0%	Overall Rebounds				
3FG % 1st Half:		3-12	25.0%	2nd half:	5-10	50.0%	Game:	8-22	36.4%					
FT % 1st Half:		3-3	100.0%	2nd half:	5-7	71.4%	Game:	8-10	80.0%					

Officials: Chris Weaver, Courtney Green, Kelly Phelan

Technical fouls: Minnesota-None, Penn State-None

Attendance: 14138

2021-22 Men's Basketball: Round 8: Minnesota vs Penn St., Played at Gainbridge

Score by periods	1st		2nd		Total	
	Minnesota	Penn State	Minnesota	Penn State	Minnesota	Penn State
Minnesota	24	23	51			
Penn State	28	36	60			

Last FG: MIN 2nd-00:25, PSU 2nd-01:19
Largest lead: MIN by 11 at 07:49, PSU by 11 2nd-01:01
MIN led for 17:39, PSU led for 15:55, Game was tied for 35:25.

Score tied - 7 times
Lead changed - 9 times.

SECOND HALF SURGE POWERS PENN STATE TO 60-51 BIG TEN TOURNAMENT WIN

The 11th-seeded Penn State men's basketball team used a big second-half performance to power a 60-51 win over 14th-seeded Minnesota in the first round of the 2022 Big Ten Tournament at Gainbridge Fieldhouse.

The Nittany Lions shot 59.1% from the floor in the second half to outscore the Golden Gophers 36-23 in the second term after trailing by four points at halftime.

Senior guard Jalen Pickett orchestrated Penn State's offense all night long with 22 points on 9-of-14 shooting, including 3-for-4 from 3-point range. He also grabbed seven rebounds and dished out four assists while playing all 40 minutes.

Fellow senior guard Sam Sessoms added 14 points with eight coming in the first half to keep Penn State within striking distance. Junior guard Seth Lundy also scored 11, including eight in the second half, with a pair of 3-pointers. Graduate student John Harrar snagged a game-high 12 rebounds for the Nittany Lions as they fended off a Minnesota team that played its starters for all but 51 seconds in the contest.

The win marked Penn State's first win over Minnesota in Big Ten Tournament play in the fifth matchup in the conference tournament between the two programs.

Penn State shot 59.1% (13-22) in the second half, including 5-10 from 3-point range. Conversely, Penn State's defense held Minnesota to 32.1% (9-28) in the final 20 minutes. The Penn State defense allowed just 51 points, marking the fewest points the Nittany Lions have surrendered in a Big Ten Tournament game since March 12, 2011, a 61-48 win over Michigan State in the Big Ten semifinals. The Penn State defense held its opponent under 60 points for the 12th time this season.

BOX SCORES & POSTGAME NOTES

G30: BTT - Penn State 71, Ohio State 68

March 10, 2022 Gainbridge Fieldhouse (Indianapolis, Ind.)

Penn State 71 - 14-16-13 Big T																
#	Player	Total			3-Pr			Rebounds			PF	TP	A TO	Blk	Stl	Min
		FG	FGA	FT	FTA	FG	FGA	FT	FTA	Off						
01	Seah Lundy	1-2	1-3	2-2	0	1	1	4	7	0	1	0	1	0	35	
05	Greg Lee	1-1	0-0	0-0	2	3	5	1	2	0	1	0	0	0	14	
21	Harrar, John	1-3	0-0	6-7	3	6	9	2	12	1	1	0	1	0	31	
22	Pickett, Jalen	6-11	1-4	3-5	0	8	8	3	16	5	1	0	1	0	26	
23	Johnson, Dallion	1-2	0-1	0-0	1	1	0	2	0	0	0	0	0	0	14	
02	Myles Dread	4-5	3-3	1-2	0	3	4	12	3	0	0	2	0	0	31	
11	Cornwall, Jaheem	1-3	0-2	0-1	0	0	0	2	0	0	0	0	0	0	16	
12	Sam Sessoms	7-12	1-3	3-3	0	0	1	18	1	0	0	1	0	1	29	
Team				1		2										
Totals		25-54	6-19	15-20	6	23	29	15	71	10	6	0	6	0	200	

FG % 1st Half: 9-28 32.1% 2nd half: 16-26 61.5% Game: 25-54 46.3% Over/Under
 3FG % 1st Half: 3-12 25.0% 2nd half: 3-7 42.9% Game: 6-19 31.6% Rebounds
 FT % 1st Half: 3 75.0% 2nd half: 12-15 80.0% Game: 15-20 75.0% Defensive

Ohio St. 68 - 19-11,12-8 Big T

Ohio St. 68 - 19-11,12-8 Big T																
#	Player	Total			3-Pr			Rebounds			PF	TP	A TO	Blk	Stl	Min
		FG	FGA	FT	FTA	FG	FGA	FT	FTA	Off						
10	Justin Ahrens	0-1	0-1	0-0	0	1	1	0	1	0	1	0	0	0	14	
3	E.J. Luedell	1-14	2-5	11-13	2	6	8	2	25	1	3	2	0	0	37	
20	Joey Brunk	1-9	0-0	0-0	1	6	7	3	10	1	0	1	0	2	32	
22	Malaki Branham	6-12	0-2	4-4	3	4	2	16	4	3	0	0	0	0	35	
5	Jamarr Wheeler	3-9	2-7	0-0	0	2	2	4	8	2	0	1	1	0	34	
01	Jimmy Stokes	0-0	0-0	0-0	0	0	0	2	0	0	1	0	0	0	6	
02	Cedric Russell	2-5	2-2	0-0	1	1	2	6	0	0	0	0	0	0	28	
03	Eugene Brown III	1-2	1-1	0-0	0	3	3	1	3	0	0	0	0	0	14	
Team				0		2										
Totals		23-52	7-18	15-17	6	22	28	17	68	11	8	4	4	0	200	

FG % 1st Half: 12-27 44.4% 2nd half: 11-25 44.0% Game: 23-52 44.2% Over/Under
 3FG % 1st Half: 5-9 55.6% 2nd half: 2-9 22.2% Game: 7-18 38.9% Rebounds
 FT % 1st Half: 4-4 100.0% 2nd half: 11-13 84.6% Game: 15-17 88.2% Defensive

Officials: Brandon Cruz/Lamont Simpson/Boriso Stojanovic
 Technical fouls: Penn State-None, Ohio St.-None
 Attendance: 14343
 2021-22 Men's Basketball, Round 0, Ohio St. vs Penn St., Played at Gainbridge

Score by periods	1st	2nd	Total
Penn State	25	47	71
Ohio St.	33	35	68

Last FG - PSU 2nd-01:29, OHSU 2nd-00:00
 Largest lead - PSU led by 2-04:05, OHSU led by 13-10:02:27
 PSU led by 45, OHSU led by 33:23. Game was tied for 01:42.

G31: BTT - No. 9 Purdue 69, Penn State 61

March 11, 2022 Gainbridge Fieldhouse (Indianapolis, Ind.)

Penn State 61 - 14-17-13 Big T																
#	Player	Total			3-Pr			Rebounds			PF	TP	A TO	Blk	Stl	Min
		FG	FGA	FT	FTA	FG	FGA	FT	FTA	Off						
01	Seah Lundy	1-0	0-7	2-3	0	4	4	2	2	0	0	2	0	0	29	
21	Harrar, John	1-9	0-0	1-2	6	12	3	15	2	0	0	0	0	1	26	
02	Myles Dread	2-4	2-3	0-0	2	1	4	6	1	1	0	1	0	0	25	
22	Pickett, Jalen	6-10	2-3	2-2	1	3	4	3	16	6	2	0	0	0	39	
23	Johnson, Dallion	3-10	1-6	0-0	0	1	1	0	7	0	0	0	0	0	26	
05	Greg Lee	0-0	0-0	0-0	0	1	1	2	0	0	0	0	0	0	10	
11	Cornwall, Jaheem	2-3	2-3	0-0	0	1	1	0	1	0	1	0	1	0	15	
12	Sam Sessoms	4-14	1-3	0-0	0	1	1	9	1	1	0	1	0	1	32	
24	Jevonne Scott	0-1	0-1	0-0	0	0	0	2	0	0	0	0	0	0	3	
Team				1		2										
Totals		24-59	8-26	5-7	10	19	29	17	61	11	8	2	7	0	200	

FG % 1st Half: 11-26 42.3% 2nd half: 13-33 39.4% Game: 24-59 40.7% Over/Under
 3FG % 1st Half: 4-11 36.4% 2nd half: 4-15 26.7% Game: 8-29 27.6% Rebounds
 FT % 1st Half: 5-7 71.4% 2nd half: 0-0 0.0% Game: 5-7 71.4% Defensive

Purdue 69 - 26-6,14-6 Big T

Purdue 69 - 26-6,14-6 Big T																
#	Player	Total			3-Pr			Rebounds			PF	TP	A TO	Blk	Stl	Min
		FG	FGA	FT	FTA	FG	FGA	FT	FTA	Off						
00	Maxson Gillis	1-2	0-1	0-0	1	4	5	0	4	3	1	0	0	0	23	
03	Zach Edey	6-10	0-0	3-4	3	8	11	15	0	2	2	0	0	0	18	
02	Eric Hunter Jr.	3-7	2-3	0-1	0	3	3	1	8	1	1	0	0	0	35	
20	Jaden Ivey	6-13	1-4	4-4	0	7	7	27	2	2	0	1	0	0	37	
05	Sasha Stefanovic	0-4	0-3	2-2	1	2	3	2	1	0	0	0	0	0	23	
08	Brandon Newman	4-4	2-2	2-4	0	2	2	12	1	1	0	0	0	0	21	
11	Isaiah Thompson	0-1	0-1	0-0	0	0	0	1	0	0	0	0	0	0	9	
25	Ethan Morton	1-3	0-0	0	2	3	2	0	0	0	0	0	0	0	12	
20	Trevion Williams	4-7	0-0	1-2	0	5	5	2	5	3	1	0	1	0	22	
Team				0		2										
Totals		26-52	5-14	12-17	9	25	34	11	69	14	10	5	5	0	200	

FG % 1st Half: 15-30 50.0% 2nd half: 11-22 50.0% Game: 26-52 50.0% Over/Under
 3FG % 1st Half: 3-4 75.0% 2nd half: 3-8 37.5% Game: 6-12 50.0% Rebounds
 FT % 1st Half: 3-3 100.0% 2nd half: 9-14 64.3% Game: 12-17 70.6% Defensive

Officials: Donnie Eppley/Bill El, Paul Storie
 Technical fouls: Penn State-None, Purdue-None
 Attendance: 16415
 2021-22 Men's Basketball, Round 0, Purdue vs Penn St., Played at Gainbridge F

Score by periods	1st	2nd	Total
Penn State	31	30	61
Purdue	35	34	69

Last FG - PSU 2nd-02:39, PURDUE 2nd-00:44
 Largest lead - PSU led by 10-15:34, PURDUE led by 12-08:15
 PSU led by 13-34, PURDUE led by 22-43. Game was tied for 01:43.

NITTANY LIONS RALLY TO DEFEAT OHIO STATE 71-68 IN BIG TEN TOURNAMENT

Despite trailing by as many as 13 points in the game including an 11-point deficit in the second half, the 11th-seeded Penn State men's basketball team will itself to a 71-68 victory over sixth-seeded Ohio State in the second round of the Big Ten Tournament.

The Nittany Lions shot 61.5% in the second half to mount a comeback for the second-straight night and knock the Buckeyes out of the conference tournament.

Penn State had winning efforts from several players, including senior guard Sam Sessoms who led the team with 18 points on 7-of-12 shooting. He and senior guard Jalen Pickett, who had 16 points, were both extremely effective attacking the basket and scoring in close. Penn State outscored Ohio State 32-14 in the paint, including a 24-10 advantage in the second half. Graduate student John Harrar made a major impact with 12 points and nine rebounds, with no bigger rebound and basket than his put-back layup between four Buckeyes with 1:23 remaining to extend Penn State's advantage. Senior guard Myles Dread had a great night on both sides of the court with 12 points, including a 3-for-3 mark from 3-point range, and stout defense that included a team-best two steals.

Penn State came back to earn the win despite a double-digit deficit for the fourth time this season. The Nittany Lions earned a double-digit comeback in the Big Ten Tournament for the second-straight season. Penn State won their first-round matchup against Nebraska March 10, 2021 despite a 14-point halftime deficit.

The tournament victory over the Buckeyes marked Penn State's third all-time win over OSU in the postseason, including back-to-back wins. The last was Penn State's 69-68 win in the 2018 BTT quarterfinals.

NITTANY LIONS' BIG TEN TOURNAMENT RUN ENDS IN CLOSE LOSS TO NO. 9 PURDUE

The 11th-seeded Penn State men's basketball game mustered another second-half surge to pull within one possession in the waning minutes, but the Nittany Lions ultimately ran out of steam in a 69-61 defeat to third-seeded and nationally-ranked #9 Purdue in the Big Ten Tournament quarterfinals.

Penn State nearly put together a third-straight second-half rally in its special Big Ten Tournament run after trailing by as many as 12 with 8:15 to play, but the Nittany Lions missed their scoring chances late in the loss to the top-10 Boilermakers.

Another heroic effort from graduate student John Harrar kept the Nittany Lions in the game, as he finished with 15 points and 12 rebounds, including six offensive boards, for his 12th double-double of the season. He grabbed 33 total rebounds in Penn State's tournament run, a tournament record for the program.

Penn State's senior guards Jalen Pickett and Sam Sessoms, who both had spectacular Big Ten Tournaments, had 16 and nine each for the Nittany Lions. Pickett also dished out six assists. Sophomore Dallion Johnson and senior Jaheem Cornwall both sparked Penn State's late 17-6 run, as Johnson scored five of his seven and Cornwall drilled a pair of threes in the spurt.

The Boilermakers held a lead as high as 12 with 8:15 to play, but the Nittany Lions would not go away. Penn State put together a 17-6 run over the next few minutes to bring the Nittany Lions within one at 62-61 following a Sessoms jumper with 2:39 to play.

The momentum for the Nittany Lions stalled from there though, as PSU's final six shots went off target and the Boilermakers made their free throws on the other end to close the game with a 69-61 victory.

NOTABLE VICTORIES

MARCH 21, 1942

Penn State 41 , Illinois 34

NCAA Tournament | New Orleans, La.

John Lawther's Lions captured third place at the NCAA East Regional by beating the Big Ten champion Illinois "Whiz Kids."

MARCH 12, 1954

Penn State 78, LSU 70

NCAA Tournament | Iowa City, Iowa

Jesse Arnelle collected 24 points and 14 rebounds as Penn State defeated eighth-ranked LSU and Bob Pettit in the second round of the NCAA Tournament.

MARCH 13, 1954

Penn State 71 , Notre Dame 63

NCAA Tournament | Iowa City, Iowa

The Nittany Lions ended Notre Dame's 18-game winning streak and advanced to the NCAA Final Four. Jesse Arnelle (22), Jack Sherry (14), Jim Blocker (13) and Ed Haag (12) led Penn State in scoring.

MARCH 20, 1954

Penn State 70, USC 61

NCAA Tournament | Kansas City, Mo.

Jesse Arnelle tallied 25 points as Penn State claimed third place in the 1954 NCAA Tournament and a Top 10 national ranking.

FEB. 28, 1966

Penn State 80, Syracuse 79

University Park, Pa.

Jeff Persson hit a turn-around shot at the buzzer to defeat Syracuse before an estimated crowd of 8,100 in Rec Hall.

FEB. 16, 1972

Penn State 86, Virginia 74

University Park, Pa.

An estimated 8,000 fans crammed into Rec Hall to see the Nittany Lions defeat the sixth-ranked Cavaliers. Ron Brown finished with 23 points and eight assists to lead PSU.

FEB. 23, 1974

Penn State 66 , Pittsburgh 64

University Park, Pa.

Ron Brown's 32 points, including the game-winner at the buzzer, lifted PSU past seventh-ranked Pittsburgh and ended the Panthers' 22-game winning streak.

MARCH 6, 1989

Penn State 86, W. Virginia 64

A-10 Tournament | Philadelphia, Pa.

Ed Fogell's 28 points paced the Nittany Lions to an Atlantic 10 Tournament semifinal win over the 13th-ranked Mountaineers.

MARCH 21, 1990

Penn State 58, Rutgers 55

NIT | Piscataway, N.J.

In the National Invitation Tournament quarterfinal, Penn State rallied for the win and a ticket to the Final Four at Madison Square Garden.

MARCH 9, 1991

Penn State 81, George Washington 75

A-10 Tournament | University Park, Pa.

The Nittany Lions raced out to a 20-6 margin and never looked back in winning the Atlantic 10 title and clinching an NCAA Tournament berth for first time in 26 years.

MARCH 15, 1991

Penn State 74, UCLA 69

NCAA Tournament | Syracuse, N.Y.

Bruce Parkhill's squad rallied from a four-point halftime deficit to upset No. 16 UCLA in the first round and give Penn State its first NCAA Tournament win since 1955. James Barnes scored 19 points and DeRon Hayes added 16.

JAN. 27, 1994

Penn State 71, Purdue 68

University Park, Pa.

The Nittany Lions scored the final eight points of the game to upset No. 7 Purdue and Player of the Year Glenn Robinson.

MARCH 15, 1995

Penn State 62, Miami (Fla.) 56

NIT | University Park, Pa.

Trailing 48-28 with 14:07 left, Penn State outscored the Hurricanes 34-8 the rest of the way in the first round of the National Invitation Tournament.

MARCH 23, 1995

Penn State 67 , Iowa 64

NIT | Iowa City, Iowa

Pete Lisicky nailed a 3-pointer with 2.1 seconds left to play to advance the Nittany Lions to the NIT Final Four.

JAN. 11, 1996

Penn State 76, Minnesota 61

University Park, Pa.

The Lions routed the Gophers to win the inaugural game at the Bryce Jordan Center and during the same week, earned their first Associated Press national ranking in 31 years, at No. 20.

FEB. 21, 1998

Penn State 74, Purdue 63

University Park, Pa.

The Nittany Lions followed Pete Lisicky's 19 points and Jarrett Stephens' 17 to upset #5 Purdue in the Jordan Center. The win was Penn State's first over a top-5 team in nearly 50 years.

MARCH 18, 1998

Penn State 66, Georgia 60

NIT | New York

Playing without second-leading scorer Jarrett Stephens, Penn State held off SEC foe Georgia in the NIT semifinals. Freshman Joe Crispin led the way with 18 pts as PSU earned its first appearance in the NIT title game.

DEC. 1, 1998

Penn State 65, Temple 64

University Park, Pa.

Joe Crispin scored a team-high 18 points, including a game-winning fall-away jumper at the :20 mark to lead Penn State to a thrilling 65-64 win over No. 10 and eventual Elite Eight team Temple.

FEB. 27, 1999

Penn State 98, Ohio State 85 (ot)

University Park, Pa.

Sophomore Joe Crispin turned in arguably the most explosive 50 seconds of basketball in PSU history by scoring eight unanswered points to start the overtime period as Penn State downed No. 10 and eventual NCAA Final Four team Ohio State 98-85. Crispin ended the game with 29 points.

NOV. 25, 2000

Penn State 73, Kentucky 68

Lexington, Ky.

Penn State's Crispin brothers, senior Joe and sophomore Jon, put on a memorable show as the Nittany Lions, making their first appearance in Kentucky's Rupp Arena, stunned nationally-ranked Kentucky 73-68. The PSU win marked only the second time in Rupp history that UK had lost a home opener and broke Kentucky's 20-game home win streak. Joe Crispin hit 11-of-26 shots, including seven treys, for 31 points while Jon Crispin nailed a stunning 9-of-12 field goals, including six treys, for a career-high 26 points. The brother duo combined for 57 of PSU's 73 points.

NOTABLE VICTORIES

MARCH 9, 2001

Penn State 65, Michigan State 63
Big Ten Tournament | Chicago

Joe Crispin's thrilling off-balance trey with little time left capped a stunning 22-point performance and gave Penn State an upset win over No. 2 Michigan State in the Big Ten Tournament quarterfinals. It also marked the highest ranked team that Penn State had beaten.

MARCH 16, 2001

Penn State 69, Providence 59
NCAA Tournament | New Orleans, La.

Gyasi Cline-Heard posted a double-double with 16 points and 10 rebounds to lead Penn State to a 69-59 win over Providence in the first round of the 2001 NCAA Tournament, its first NCAA win since 1991.

MARCH 18, 2001

Penn State 82, North Carolina 74
NCAA Tournament | New Orleans, La.

The senior trio of Gyasi Cline-Heard, Joe Crispin and Titus Ivory willed PSU past No. 5-ranked and second-seeded North Carolina 82-74 in front of an excited Superdome crowd in the second round of the NCAA Tournament. The win moved Penn State into its first modern day (expanded field) Sweet 16 appearance. Ivory, a North Carolina native, Crispin and Cline-Heard each scored 21 points in the win.

FEB. 4, 2006

Penn State 66, Illinois 65
Champaign, Ill.

The first big win of coach Ed DeChellis' tenure, Travis Parker scored 21 points, including the game winner with 8.5 seconds to play, and Geary Claxton added 20 as Penn State defeated No. 6-ranked Illinois 66-65 in a sold-out Assembly Hall for the biggest road upset in program history. The Illini's Rich McBride had a potential game winning three-pointer waved off, ending the Illini's 33-game home-court winning streak, then the longest in the nation. Penn State recovered after an early 13-0 deficit and Mike Walker hit all three of his 3-pointers in the last 8:10 to spark the Lions.

FEB. 2, 2008

Penn State 85, Michigan State 76
University Park, Pa.

Without injured leading scorer and rebounder Geary Claxton, Penn State got 19 points from Stanley Pringle and 17 from Talor Battle hitting nine threes and 34-of-51 from the free throw line to stun No. 7 Michigan State and defeat their first ranked foe at home since 2001.

FEB. 1, 2009

Penn State 72, Michigan State 68
East Lansing, Mich.

Trailing by as many as 13 in the first half, Penn State rode a stellar 29-point performance from sophomore Talor Battle to down the ninth-ranked Spartans, an eventual Final Four team, and earn the program's first win in East Lansing, Mich.

APRIL 2, 2009

Penn State 69, Baylor 63
NIT | New York

With 36 bus loads of fans shaking the floor of Madison Square Garden and then football coach Joe Paterno cheering behind the bench, Janelle Cornley posted 18 points and seven rebounds to lead Penn State back from a 29-25 halftime deficit to the program's first national tournament title.

MARCH 12, 2011

Penn State 61, Michigan State 48
Big Ten Tournament | Indianapolis

Penn State blew past the Spartans to reach the program's first Big Ten Tournament Championship game and clinch the Nittany Lions first NCAA bid in a decade. The Lion backcourt of Talor Battle (25) and Tim Frazier (22) raced past Michigan State as the Lions outscored the Spartans, 35-22, in the second half.

FEB. 27, 2013

Penn State 84, Michigan 78
University Park, Pa.

The Nittany Lions earned their first Big Ten win of the season. It was the first win over the highest ranked opponent (No. 4) since 2001 and the highest in the Jordan Center.

JAN. 29, 2014

Penn State 71, Ohio State 70 (ot)
Columbus, Ohio

Penn State snapped an 18-game losing streak to the Buckeyes with an overtime win in Value City Arena. D.J. Newbill hit the game-tying and game-winning shots as part of his season-high 25-point effort.

MARCH 12, 2015

Penn State 67, Iowa 58
Big Ten Tournament | Chicago

D.J. Newbill scored 18 points, and the Nittany Lions shut down Iowa in the second half of a 67-58 victory to advance to the Big Ten Tournament quarterfinals. It was the best Big Ten run for Penn State since it lost to Ohio State in the 2011 final.

FEB. 17, 2016

Penn State 79, Iowa 75
University Park, Pa.

Donovan Jack scored 19 points on 8-of-9 shooting, leading the Nittany Lions to a 79-75 victory over the sixth-ranked Hawkeyes. Shep Garner and Brandon Taylor had 18 points apiece in the school's second victory over a top-25 team in two weeks. The Nittany Lions beat No. 22 Indiana 68-63 on Feb. 6.

JAN. 7, 2017

Penn State 72, Michigan State 63
The Palestra | Philadelphia

In only the second Big Ten home game played at a neutral site, Penn State fans packed the Palestra on a snowy afternoon and watched the Nittany Lions roll to a 44-32 halftime lead. The squad's Philadelphia natives scored 55 of PSU's 72 points en route to the "homecoming" win and the first victory over the Spartans since 2011.

JAN. 14, 2017

Penn State 52, Minnesota 50
University Park, Pa.

Penn State used an 11-3 run early in the second half to recover from a double-digit deficit against the 24th-ranked Gophers. Tony Carr hit two free throws with five seconds remaining for the win. Mike Watkins had a double-double with 15 points and 15 rebounds to lead the Nittany Lions in front of the largest crowd of the season.

FEB. 7, 2017

Penn State 70, Maryland 64
University Park, Pa.

Lamar Stevens paced Penn State with 25 points as it dealt No. 22 Maryland its first loss of 2016-17 away from its home court. It was the fourth-straight home win over a ranked opponent, the longest such streak in program history.

NOTABLE VICTORIES

JAN. 25, 2018

Penn State 82, Ohio State 79
Columbus, Ohio

Tony Carr pulled up for a jumper just past center court and banked in the game-winning basket to upset the nation's 13th-ranked team on the road. Penn State was one of only two teams to defeat OSU on its home court in 2017-18. The Nittany Lions broke a 21-year-old record for 3-point field goal percentage at 78.6 (11-14) and shot 58.3% overall.

MARCH 29, 2018

Penn State 82, Utah 66
NIT | New York

In front of a crowd of 11,175, the largest for an National Invitational Tournament championship game since 2005, Penn State captured the 2018 title and finished the 2017-18 season with 26 wins, the second-most in program history. Lamar Stevens, who scored 96 points over five games, was named the tournament's Most Outstanding Player with 28 points in the finale. In his final collegiate game, Shep Garner set both the Big Ten Conference and Penn State single-season records for 3-point field goals (120) as well as the Penn State career record (336).

DEC. 10, 2019

Penn State 76, Maryland 69
University Park, Pa.

Five Nittany Lions scored in double figures and Lamar Stevens and Mike Watkins recorded double-doubles in the win over the No. 4 Terps. Izaiah Brockington scored 10 of his 14 points and had three critical steals in the second half, helping to hold off a Maryland surge that brought it within two points. Penn State made 11 free throws in the final 3:50 to secure the victory.

JAN. 4, 2020

Penn State 89, Iowa 86
Philadelphia, Pa.

Penn State hit its final five shots and Myles Dread made six free throws in the last 30 seconds for an epic win over 23rd-ranked Iowa in the historic Palestra. The sell-out crowd on an unseasonably warm afternoon witnessed 24 lead changes and 10 ties. Philadelphia product Izaiah Brockington scored 15 of his career-best 23 points in the second half, and combined with Curtis Jones Jr., for 39 of the Nittany Lions' 46 bench points.

FEB. 4, 2020

Penn State 75, Michigan State 70
East Lansing, Mich.

For only the second time in 25 trips to East Lansing, Penn State brought home a win. The Nittany Lions went 6-for-7 in from the free throw line in the final minute to secure the victory over the No. 16 Spartans. Lamar Stevens had a team-best 24 points and went 4-for-4 from the foul line in the final 0:16. Myreon Jones scored 20 points off six 3-pointers.

FEB. 11, 2020

Penn State 88, Purdue 76
West Lafayette, Ind.

Penn State piled up on 3-pointers vs. Purdue with 10 at the half and finished with 14, just one shy of the program record. Seth Lundy contributed six treys for 18 points to hand Purdue its eighth loss against 89 wins in Mackey Arena. Mike Watkins scored 16 of his game-high 19 points in the second half and completed his double-double with 10 rebounds. The victory marked Penn State's first in 10 attempts vs. Purdue and only its third in West Lafayette.

DEC. 8, 2020

Penn State 75, Virginia Tech 55
Blacksburg, Va.

Penn State picked up the 1,500th win in program history as the Nittany Lions took down No. 15 Virginia Tech on the road in the 2020 ACC/B1G Challenge. Izaiah Brockington led the charge with a career-best 24 points, finishing 10-for-14 from the field.

JAN. 30, 2021

Penn State 81, Wisconsin 71
University Park, Pa.

A second-half scoring outburst powered the Nittany Lions to an 81-71 win over No. 14/13 Wisconsin at the Bryce Jordan Center. The Nittany Lions' 81-point scoring effort was the highest in the series against Wisconsin. Myreon Jones finished with a game-high 20 points. Izaiah Brockington added 18 points, nine rebounds and three assists. John Harrar finished with a career-high 17 points and had eight rebounds.

FEB. 15, 2022

Penn State 62, Michigan State 58
University Park, Pa.

Penn State earned the first win over a ranked opponent in the Micah Shrewsberry era as the Nittany Lions used a 33-15 run in the game's final 13 minutes to erase a 14-point deficit and defeat #19 Michigan State, 62-58. The Nittany Lions only led the game for a total of 2:07, trailing by as many as 14 with 13:20 to play in the second half. The 33-15 game-closing run was cemented with a 12-4 Penn State advantage in the final 3:04. Seth Lundy led all scorers with a game-high 17 points, while John Harrar had a monster game with 16 points and 16 rebounds.

FORMER HEAD COACH BIOS



HEAD COACH BURKE HERMANN

Years: 1916, 1916-17 & 1919-32 (15)
Record: 148-73 (.669)

Burke M. "Dutch" Hermann, Penn State's first basketball coach, retired in 1956, after a nearly 50-year affiliation with the University. A 1912 Penn State graduate, Hermann guided the Nittany Lions from 1916 until 1932, with the exception of two years of service as a lieutenant during World War I. The team did not have a coach in 1918, however; Hugo Bezdek served as coach in 1919. Hermann also served as freshman football coach during those years.

Hermann, who hailed from Middleburg, Pa., lettered four years in basketball, served as captain in 1910 and lettered as a football player in 1911. He compiled a record of 148-73 during 15 seasons as head basketball coach. Hermann's teams were especially dominating over a six-year period from the start of the 1919-20 season through the '24-25 season. The Lions were 73-13 during that stretch and, in 1921, outscored their opponents by a two-to-one margin.

As a professor of history, Hermann served on Penn State's Athletic Advisory Board for many years. He was awarded the Lion's Paw Medal by that organization's Alumni Association in 1968. Hermann died in 1977.



HEAD COACH HUGO BEZDEK

Year: 1919 (1)
Record: 11-2 (.846)

Hugo Bezdek, a native of Prague, Czechoslovakia, earned numerous accolades as Penn State's football coach from 1918-29. He also served as athletic director from 1918-36, and directed the basketball team for one season (1919) while then-head coach Burke Hermann served during WWI.

Bezdek's 1919 Penn State team went 11-2 and finished the year with eight straight wins.

As athletic director, Bezdek initiated fund raising in 1918 to build Rec Hall and 10 years later the building was constructed for \$572,260.

Bezdek gained All-America status at Chicago, where he was a fullback in football and a second baseman on the baseball team. His collegiate coaching experience included head football coaching jobs at Oregon (1906, 13-17), where his team defeated Pennsylvania, 14-0, in the 1917 Rose Bowl, and Arkansas (1908-12). He also managed the Pittsburgh Pirates major league baseball club (1917-19).

Bezdek, who died in 1952, posted a 65-30-11 record during 12 seasons as head football coach at Penn State. He was named to the National Football Foundation College Football Hall of Fame in 1954 and the Helms Foundation College Hall of Fame in 1960.



HEAD COACH EARL LESLIE

Years: 1933-36 (4)
Record: 29-28 (.509)

A 1922 graduate of the University of Oregon, Earl "Spike" Leslie coached the Penn State basketball team for four seasons from 1933-36. A three-year football letterman at Oregon (1919-21), he was named to the Pacific Coast Conference first team as a tackle in 1920. Leslie earned his master's degree from Columbia.

Despite reduced schedules in 1933 and 1934, Leslie's first two teams posted winning records. His 1934-35 outfit raced out to an 8-3 start, before dropping its final six games. In 1935-36, Penn State joined the "fast" Eastern Intercollegiate Conference and went 0-10, 6-11 overall.

Highlights during Leslie's tenure included four straight wins over Army and a rare road win at Pennsylvania. He achieved a composite mark of 29-28.

Leslie returned to Oregon as a teacher and coach at Coquille High School, southwest of Eugene. He remained in that capacity until he died on Oct. 12, 1957. The Coquille football stadium is named in his honor.



HEAD COACH JOHN LAWThER

Years: 1937-49 (13)
Record: 150-93 (.617)
NCAA tournament: 1-1

Raised on a farm in Carroll County, Ohio, John Lawther earned national recognition as one of the leading proponents of zone defenses during 23 seasons as a coach at Westminster College and Penn State.

A 1919 Westminster graduate, Dr. Lawther retired from the Penn State faculty in 1965 following a long and distinguished career in secondary and higher education. As basketball coach from 1937 until 1949, he compiled a 150-93 record. Lawther's first team posted a 6-4 Eastern Conference mark after a 0-10 league slate the previous year. His 1942 team went 18-3 and advanced to the NCAA East Regional, defeating Big Ten champ Illinois.

Lawther had a great running feud with animated Pittsburgh coach Doc Carlson, who despised the zone which Lawther favored. When the two teams met Jan. 15, 1944, in the Steel City, Pittsburgh froze the ball and the resulting 15-12 Penn State win grabbed national headlines. Great anticipation surrounded the rematch as Carlson attacked the Lions' zone and lost, 35-29.

In 10 seasons at Westminster, Lawther's teams compiled an impressive 166-35 mark. His most memorable moment coaching the Titans came on Dec. 29, 1934, when he guided them to a 37-33 win over undefeated St. John's in the first college basketball doubleheader at Madison Square Garden.

PSU's wartime coach, Lawther was elected to the NAIA Basketball Hall of Fame in 1962 and is a member of the Helms Foundation Hall of Fame. Lawther's winning percentage (317-127, 71.4 percent) still ranks among the top 50 all-time in

FORMER HEAD COACH BIOS



HEAD COACH ELMER GROSS

Years: 1950-54 (5)

Record: 80-40 (.667)

**NCAA Tournament: 2 (4-3)
1954 FINAL FOUR**

Munhall, Pa., native Elmer Gross served as John Lawther's assistant for four years and assumed the head coaching position from Lawther following the 1948-49 season. Captain of Penn State's 1942 NCAA team, Gross directed the Nittany Lions to an 80-40 record and two NCAA Tournament berths. He used Lawther's sliding-zone defense and added a fast-break offense which saw the Nittany Lions top 1,000 points for the first time in 1950.

His 1954 squad, paced by All-America center Jesse Arnette, placed third in the NCAA Tournament, finishing No. 9 in the final AP poll. The Lions shocked eighth-ranked Louisiana State and ended Notre Dame's 18-game winning streak to advance to Kansas City for the Final Four. Gross was praised for masterful use of his bench and a full-court press which confused tourney opponents. Penn State has had two teams finish in the nation's Top 10 (1942: No. 10 Dunkel Index) and Gross was a key figure on both.

A World War II Purple Heart veteran, Gross was wounded in 1944, following one of the early amphibious landings on the coast of France. He returned to PSU as a graduate assistant coach in 1945 and earned his master's degree in 1947. He was the first coach in NCAA tourney history (1952) to also have



HEAD COACH JOHN EGLI

Years: 1955-68 (14)

Record: 187-135 (.581)

Postseason: 2 NCAA (1-3), 1 NIT (0-1)

The all-time winningest coach in Penn State basketball history, John Egli, like his predecessor, Elmer Gross, was a John Lawther disciple. In 14 seasons at the helm, Egli guided the Nittany Lions to an overall mark of 187-135, including NCAA bids in 1955 and 1965 and an NIT berth in 1966. A native of Williamsport, Pa., Egli was a co-captain on the 1943 Penn State basketball team and was named to the NCAA East Regional all-tournament team in 1942.

Egli entered military service in 1943. He received the Purple Heart after being wounded at Bastogne on Christmas Day, 1944, and was hospitalized in England for six months. In 1947, he was appointed instructor of physical education and director of the intramural and varsity athletic programs at Penn State-DuBois.

Two years later, Egli was named assistant coach at University Park under Elmer Gross. After five seasons, he was elevated to head coach in 1954-55. His first team topped 2,000 points for the first time in school history. He was one of the nation's foremost authorities on the tactics and strategy of the zone defense. His teams ran off a string of 15-5, 16-7, 20-4 and 18-6 records between 1963 and 1966.

In 1962, Egli presented the sliding zone defense at the National Association of Basketball Coaches convention in Louisville, Ky. Four years later, he was installed as the fourth

vice president of the NABC. His book, *Sliding Zone Defenses for Winning Basketball*, still is used by many coaches. Egli died in 1982; he was posthumously inducted into the Pennsylvania and Clearfield County Sports Halls of Fame.



HEAD COACH JOHN BACH

Years: 1969-78 (10)

Record: 122-121 (.502)

A 1948 Fordham graduate, John Bach was considered one of the giants in the coaching profession. He arrived at Penn State in 1968, after 18 seasons as head coach and 11 years as athletic director at his alma mater. A schoolboy star at St. John's Prep in Brooklyn, N.Y., Bach's collegiate playing career was interrupted by World War II and four years of service as a Naval officer.

He played two seasons of professional basketball with the Boston Celtics and Hartford before returning to Fordham as head coach. He guided the Rams to an overall mark of 292-193 and appearances in two NCAA Tournaments and five NITs.

At Penn State, Bach's teams were renowned for their pressure man-to-man defense with four squads ranked in the nation's top 20 in scoring defense. His teams posted back-to-back records of 17-8 and 15-8 in 1972 and 1973 respectively, behind Brooklyn native Ron Brown. He coached Penn State through 1977-78.

Bach served as Henry Iba's assistant at the 1972 Olympic Games in Munich, when the U.S. lost the controversial title game to the Soviet Union. Following a stint as head coach of the Golden State Warriors (1983-86), he served as an assistant coach to Phil Jackson and the three-time NBA champion (1991-93) Chicago Bulls. Bach was inducted into the NIT Hall of Fame in March, 1995. He passed away in January 2016 at the age of 91.



HEAD COACH DICK HARTER

Years: 1979-83 (5)

Record: 79-61 (.564)

Postseason: NIT (0-1)

Dick Harter sparked a rebirth of basketball at Penn State when he was appointed head coach in 1978. He directed the Nittany Lions to the 1980 NIT, the school's first postseason appearance in 14 years.

A native of Pottstown, Pa., Harter served as a lieutenant in the U.S. Marine Corps for three years following graduation from Pennsylvania in 1953. He was the freshman athletic director at Penn for seven years (1958-65) before a one-year stint as head basketball coach at Rider, producing a 16-9 season. Harter returned to Penn as head coach for the 1966-67 school year and in five seasons fashioned an 88-44 mark, including a 25-2 NCAA team in 1970 and a 28-1 NCAA squad in 1971.

He left Penn for Oregon in 1971 and in six seasons Eugene guided the Ducks to a 113-81 mark and three NIT appearances. He joined the NBA coaching ranks as an assistant to Chuck Daly with the Detroit Pistons, and later became the first head coach of the Charlotte Hornets (1988-89). He passed away in March 2012 at the age of 81.

FORMER HEAD COACH BIOS



HEAD COACH BRUCE PARKHILL

Years: 1984-95 (12)

Record: 181-169 (.517)

Postseason: 1 NCAA (1-1); 4 NIT (9-4)

A State College native, Bruce Parkhill directed Penn State into a new era — the Big Ten Conference. His patience was rewarded between 1989-92 when his teams compiled an overall mark of 87-40 and advanced to post-season play each year. His third Big Ten team finished 21-11 in 1994-95.

He began his coaching career in 1972 as a graduate assistant at Virginia after starring in three sports at Lock Haven University. At age 28, Parkhill was named head coach at William & Mary and in six seasons registered an 89-75 mark.

He was appointed head coach at Penn State prior to the 1983-84 season. Building from the bottom, his Nittany Lion teams demonstrated steady progress, going 53-84 in his first five seasons and then improving to 20-12, 25-9, 21-11 and 21-8. In 1990, Parkhill was named Atlantic 10 Conference Coach of the Year and the Lions went on to place third in the National Invitation Tournament. His 1991 club captured the Atlantic 10 championship and stunned UCLA in the NCAA Tournament. All 43 seniors who played for Parkhill at Penn State graduated. He resigned on Sept. 6, 1995. Parkhill is second in Penn State history in coaching wins.



HEAD COACH JERRY DUNN

Years: 1996-2003 (8)

Record: 117-121 (.492)

Postseason: 2 NCAA (2-2); 2 NIT (8-2)

Jerry Dunn became the 10th head coach in Penn State history just before the start of the 1995-96 season. A long-time assistant under Bruce Parkhill, Dunn stepped in and guided Penn State to the NCAA Tournament and its first top 10 national ranking in his first season. He was the NABC District 3 Coach of the Year that season after the Lions were 21-7 that season, finishing a school best 12-6 in Big Ten play.

In 1997-98, Dunn guided Penn State to an 8-8 Big Ten finish and a superb post-season run that culminated with a spot in the NIT final. He became the fastest coach in Penn State history to reach 50 career wins as the Lions ended the year 19-13. Two years later, Penn State advanced to the Big Ten Tournament semifinals and once again earned a trip to Madison Square Garden for the NIT semifinals. The Nittany Lions went 19-16 that season.

The 2000-01 season was a special and historic one for Penn State as the Nittany Lions again advanced to the Big Ten Tournament semifinals and earned a spot in the NCAA Tournament. Penn State, the No. 7 seed, downed No. 10 Providence in the first round before shocking No. 2 seed North Carolina in the next round. Perhaps the biggest win in school history, the victory vaulted Penn State to its first-ever appearance in the 'modern day' NCAA Sweet 16. The Lions ended

that campaign 21-12 and earned a postseason top-25 ranking (No. 25 Coaches Poll). He resigned on March 17, 2003.



HEAD COACH ED DeCHELLIS

Years: 2004-2011 (8)

Record: 114-138 (.452)

Postseason: 1 NCAA (0-1); 2 NIT (5-1)

2009 NIT CHAMPIONS

Ed DeChellis became the 11th head coach in PSU history prior to the start of the 2003-04 season after a successful seven-year stint at East Tennessee State. An assistant coach at Penn State for 10 years under Bruce Parkhill and then Jerry Dunn, DeChellis guided the Lions to their first national tournament title (2009 NIT) and three postseason appearances, including the program's first NCAA appearance in a decade in 2011. The 2009 Big Ten Coach of the Year led his teams in posting a school-record 27 wins in 2009 and reached the program's first Big Ten Tournament Championship game in 2011.

DeChellis recruited and coached Penn State's first three members of the Big Ten All-Freshman team, including 2006 Big Ten Freshman of the Year Jamelle Cornley. He also brought in Talor Battle who would go on to become Penn State's all-time leading scorer with 2,213 points and the fourth player in NCAA history to record 2,000 points, 600 rebounds and 500 assists.

A graduate of Penn State (1982), DeChellis survived a battle with bladder cancer during his tenure and was a driving force pushing Penn State's Coaches vs. Cancer program to more than \$1.5 million in funds raised by the end of his tenure. DeChellis was named the 2006 National Coaches vs. Cancer Man of the Year as he turned the Penn State program into one of the top five CVC programs in the nation. The yearly total marked more than a \$100,000 increase in funds raised prior to his taking over as Penn State-CVC committee chairman. DeChellis left Penn State on May 23, 2011 to become head coach at the United States Naval Academy.



HEAD COACH PATRICK CHAMBERS

Years: 2012-2020 (9)

Record: 148-150 (.492)

Postseason: 1 NIT (5-0); 1 CBI (1-1)

2018 NIT CHAMPIONS

Named the 12th head coach of the Nittany Lion basketball program in June 2011, Patrick Chambers stands fifth on Penn State's all-time wins list with 148 and his 56 conference wins are the most in the program's Big Ten era.

During the 2019-20 season, Chambers directed Penn State to a 21-10 record, its second 20-win season in three years, and the senior class became the winningest class in the Big Ten era with 76 victories. The 2019-20 Nittany Lions also earned the first Associated Press poll ranking since 1996, rising as high as No. 9.

Overall, Chambers and the Nittany Lions recorded 18 wins over opponents ranked in the AP Top 25, most in program history, including three wins over top-five teams.

FORMER HEAD COACH BIOS/ALL-TIME ASSISTANT COACHES

Chambers and the Nittany Lions powered through the 2018 postseason, advancing to the Big Ten Tournament semifinals for the second time, and returned to Madison Square Garden to capture the program's second NIT Championship. Chambers had Penn State positioned for a berth in the 2020 NCAA Tournament before it was canceled due to the COVID-19 pandemic.

Nittany Lions earned more than 30 All-Big Ten Conference recognitions during Chambers' tenure with Lamar Stevens becoming only the second to earn first-team accolades twice. Josh Reaves was named the 2019 Big Ten Defensive Player of the Year and both Stevens and Reaves signed with NBA teams. All-Big Ten performers Tony Carr, the first Nittany Lion drafted since 1999, Tim Frazier and DJ Newbill, as well as several other players, went on to play in the professional ranks.

At the 2019 Final Four, Chambers accepted the Coaches vs. Cancer Collegiate Champion Award on behalf of the local committee members, volunteers and sponsors who helped make Coaches vs. Cancer of Penn State one of the top chapters in the nation.

Chambers was named the head coach at Florida Gulf Coast University in March 2022.



INTERIM HEAD COACH **JIM FERRY**

Years: 2021 (1)

Record: 11-14 (.440)

Jim Ferry took over at interim head coach for the 2020-21 season. He guided the Nittany Lions to an 11-14 overall record and 7-12 mark in the Big Ten.

Ferry led the Nittany Lions in a season like no other as the world navigated the COVID-19 pandemic. He coached the Nittany Lions to a pair of wins over nationally-ranked foes in No. 14/13 Wisconsin and No. 15/15 Virginia Tech as Penn State navigated a schedule that was ranked the strongest in the country by KenPom.

Following his interim appointment with Penn State, Ferry went on to be named head coach at UMBC in April 2021.

Michael Hamas	1928
Leon Schloss	1932
E. C. Davis	1933
N. S. Walk	1934-35
Glenn "Nick" Thiel	1936-38
Elmer Gross	1946-49
John Egli	1950-54
Don Swegan	1955-59
Stewart Kane	1960-61
Clarence Simpson	1962-63
Joe Tocci	1964-68
Holmes Cathrall	1965-69*
Vince Eldred	1969
Bill Young	1970*
Casper Voithofer	1970-73
Don Ferrell	1971-74*
Al Ferner	1974-78
Tony McAndrews	1975
Ray Hite	1976-78
Ken Korder	1978
Perry Clark	1979-82
Ray Edelman	1979-83
Dick Stewart	1979-83
Rod Jensen	1983
Jeff Bower	1984-86
Brian Hill	1984-86
Jerry Dunn	1984-95
Tim Loomis	1987-89
Ed DeChellis	1987-96
Dave Siepert	1990-91
Mark Schmidt	1992-93
Mike Wilson	1994
Frank Haith	1995-96
Monroe Brown	1995-96
Chuck Swenson	1996-2001
Mike Boyd	1996-2003
Christian Appleman	1996-2003
Rick Callahan	2002
Pat Brogan	2003
James Johnson	2004-05
Hilliary Scott	2004-08
Kurt Kanaskie	2004-11
Dan Earl	2006-11
Lewis Preston	2008-11
Eugene Burroughs	2012-13
Brian Daly	2012-15
Keith Urgo	2012-21
Dwayne Anderson	2014-18
Ross Condon	2016-17, 21
Jim Ferry	2018-20
Kevin Freeman	2019-20
Talor Battle	2021
Aki Collins	2022-present
Adam Fisher	2022-present
Mike Farrelly	2022-present

Year indicated is year season ended.

ALL-TIME GREAT PLAYERS

JOHN AMAECHI



C / 6-10 / MANCHESTER, ENGLAND

A standout student and athlete at Penn State, John Amaechi became a successful NBA player for the Cleveland Cavaliers, Orlando Magic and Utah Jazz after breaking into the league as a free agent in 1995 with the Cavaliers.

Twice named an Academic All-American (1994 & 1995), Amaechi was named the Academic All-American of the Year in 1995 as well as earning an Anson Mount Scholar-Athlete Award and an NCAA postgraduate scholarship. A transfer from Vanderbilt, Amaechi posted career averages of 15.6 ppg and 8.8 rpg in three seasons while earning NABC All-District honors in 1994 and 1995.

Amaechi also earned first-team All-Big Ten honors in 1995 and third team honors in 1993 and 1994. He posted better than 16 points a game to earn the John Lawther team MVP in both 1994 and 1995. Amaechi led the Lions to a third-place finish in the 1995 NIT, leading the team with 17 points in the third-place game vs. Canisius.

He finished his career at No. 6 on the all-time scoring list with 1,310 career points, the second-most by a Lion in less than four seasons behind D.J. Newbill, and had 38 double-doubles. He is one of just five players to post at least 1,300 points and 700 rebounds on their career at Penn State. He held the Nittany Lions' top spot in career blocks with 191 following his playing days in the Blue & White.

JESSE ARNELLE



F / 6-5 / NEW ROCHELLE, N.Y.

Jesse Arnelle holds the mantle of the greatest Nittany Lion basketball player of all time. Penn State's all-time leading rebounder (1,238) and only first-team All-American, he held the school's career scoring mark (2,138) for 56 years and owns Penn State records with career averages of 21.0 ppg and 12.1 rpg. Arnelle still holds six career records, six season records and three game records at Penn State, among them: most points in a half (30), field goals in a game (20) and rebounds in game (27).

Arnelle is the only Nittany Lion to be named a first-team All-American, earning the honor from the Helms Foundation in 1954. He was also named second-team All-America by Helms in 1955, third-team All-America in 1952 by Helms and Colliers and honorable-mention All-America by the Associated Press and UPI in 1954 and 1955. Arnelle was also named to the All-Pennsylvania team from 1952-55.

He posted Penn State season-record numbers of 26.1 ppg and 15.3 rpg during his senior campaign and is the only Lion to lead Penn State in scoring and rebounding in four straight seasons. He led the Lions to three NCAA Tournament appearances, including Penn State's only Final Four appearance, and highest final season ranking of No. 9 (AP) in 1954.

Arnelle holds Penn State's all-time NCAA Tournament scoring record with 202 points in his record three NCAA trips (he shares the mark for appearances with Ron Weidenhammer, 1952, '54, '55). He was named MVP of the 1954 NCAA East Regional and to the 1954 NCAA Final Four All-Tournament team. Arnelle's four career 40-point games, including a career-best 44 vs. Bucknell in 1955, are the most in Penn State history and he posted five of Penn State's top six single-game scoring marks, including a Penn State record 15 games of 30 points or more.

A four-year starter and 1955 captain, Penn State went 71-31 during Arnelle's career, including a 5-5 NCAA Tournament mark. Arnelle continued his spectacular career for the Ft. Wayne Pistons during the 1955-56 season and went on to become a prominent lawyer and the president of Penn State University's Board of Trustees.

Arnelle passed away in October 2020.

ALL-TIME GREAT PLAYERS

FREDDIE BARNES



G / 6-0 / GREENSBORO, N.C.

One of the best point guards to ever don the Nittany Lion jersey, Freddie Barnes finished his career with then-Penn State record 600 assists and became one of three Nittany Lions to lead Penn State in assists in four seasons. He is also one of three (Monroe Brown and David Degitz) to reach the postseason every year of their career helping lead Penn State to three NIT and one NCAA Tournament appearance and four-straight 20-win seasons under coach Bruce Parkhill.

His teams posted a Penn State record 87 wins (87-40) over a four-year period (1989-92). Barnes' career average of 4.7 apg topped Penn State's career chart until 2014 and still ranks second. At the conclusion of his Nittany Lion career, his 1,342 career points were good for third all-time and his 158 steals total currently ranks ninth. Barnes is one of five Penn State players to post at least 1,000 points, 400 rebounds and 300 assists on their career.

He posted three seasons of at least 300 points and 150 assists, only nine such seasons have been posted in PSU history. Barnes helped lead Penn State a 1991 NCAA Tournament appearance and first round upset of No. 16-ranked UCLA and a third-place finish in the 1990 NIT, as he earned all-tournament honors. His 93 career NIT points rank fifth all-time.

Barnes was the MVP of the 1991 Atlantic 10 Tournament, as he led Penn State to its first conference tournament title with a victory over George Washington in Rec Hall.

TALOR BATTLE



G / 6-0 / ALBANY, N.Y.

Penn State's all-time leading scorer with 2,213 points, Talor Battle is just one of four NCAA Division I players to record at least 2,000 points, 600 rebounds and 500 assists. At the end of his career, he owned the PSU career record for starts (131) while averaging nearly 36 minutes per game over a four-year career. He set the Big Ten record for career minutes played (4,799).

A clutch performer who recorded three game-winning or tying shots at the buzzer on his career and numerous late-game scoring runs to lead the Lions to victory, Battle ranks fourth in career assists (517), third in threes (317), third in field goals (722), and fifth in free throws (452). He became just the second player to lead Penn State in scoring in four-straight seasons.

An Associated Press honorable-mention All-American in 2011, he was the first Lion to twice earn first-team All-Big Ten, first-team NABC All-District and first-team USBWA All-District honors and the first to earn team MVP honors in four seasons. He averaged 16.5 ppg, 4.7 rpg and 3.8 apg over his career.

He set a then-Penn State season assist record with 189 in 2009, while helping lead Penn State to the 2009 NIT Championship, the program's first national tournament title. He was named to the NIT All-Tournament team and in 2011, earned Big Ten All-Tournament Team honors when he helped lead the Lions to their first-ever Big Ten Tournament Championship game and first NCAA Tournament appearance in a decade.

Battle led the Lions in assists in three seasons, in rebounding in one and, at the time, posted the program's second-highest season point (687) and three-point field goal totals (106) in 2011. His seven 30-point games rank second in program history and he posted 48 career 20-point outings. His 20.2 ppg average in 2011 ranked second in the Big Ten and was the highest for a Lion in 48 years.

He also led the 2009 U.S. World University Games team in scoring while earning a bronze medal.

Battle joined the Nittany Lion staff as an assistant coach for the 2020-21 season. He is currently an assistant coach at Northwestern, where his younger brother, Boo Buie, is a student-athlete.

ALL-TIME GREAT PLAYERS

CALVIN BOOTH



C / 6-11 / REYNOLDSBURG, OHIO

The 1998 Big Ten Defensive Player of the Year, Calvin Booth ended his career as not only the leading shot blocker in Penn State history, but also in the history of the Big Ten (he currently stands second) with 428 career swats.


After his senior season, he became the highest drafted Nittany Lion in history when he was taken with the 35th pick overall by the Washington Wizards in the 1999 NBA Draft. He went on to a 10-year NBA career. The 6-11, 220-pounder, led the Big Ten in blocked shots all four years that he played.

Booth owns the single-game record of 10 blocks posted vs. Dayton and George Mason in 1998 and posted the only Lion triple-double on record with 19 points, 10 rebounds and 10 blocks vs. Dayton in the 1998 NIT. He finished his career with 1,288 points (11.3 ppg) and 728 rebounds (6.4 ppg) holding current rankings of 19th and ninth all-time, respectively.

The three-year starter and two-time captain (1997 & 1998) helped Penn State to the 1996 NCAA Tournament and 1998 NIT final. He posted 15.3 ppg and 8.7 rpg to earn second-team All-Big Ten honors.

He was named general manager of the NBA's Denver Nuggets in 2020.

JAMELLE CORNLEY



F / 6-5 / COLUMBUS, OHIO

One of the most beloved Nittany Lions of all-time, Jamelle Cornley led Penn State to its first national tournament title as the Lions claimed the 2009 NIT Championship in Madison Square Garden. He was named the Tournament MVP after logging 18 points and seven rebounds in the NIT Championship Game win over Baylor.

A four-year starter and 2009 captain, Cornley averaged 12.9 ppg and 6.2 rpg playing in 122 games and starting 109 as a Nittany Lion. At the end of his career, he was fourth all-time in scoring and tied for fourth in rebounding with 1,579 career points and 755 career rebounds. Though barely standing 6-5 as a post player in the Big Ten, he averaged double-figures in each of his four seasons, hit 51.1 percent from the floor for his career and recorded 12 career double-doubles while earning NABC All-District honors in 2009.

The 2006 Big Ten Freshman of the Year, he was a second-team All-Big Ten selection in 2009, third team in 2008 and 2009 and honorable mention in 2007 and 2008. He helped Penn State post a school-record 27 wins in 2008-09 and also led Penn State to the 2006 NIT as a freshman.

TONY CARR



G / 6-5 / PHILADELPHIA, PA.

A member of Penn State's highest-ranked recruiting class, Tony Carr helped the Nittany Lions claim the program's second NIT title in 2018 in just his sophomore year.

The calm and collected point guard, a two-time winner of the John Lawther team MVP award, Carr became the first Penn State men's basketball sophomore to score 1,000 career points and the first sophomore to earn first-team All-Big Ten honors.

He led the team in scoring average (13.2) and assists (139) in his rookie campaign, breaking the record for most double-figure scoring games by a freshman (26) and followed that season with a spectacular sophomore effort. Carr led the Nittany Lions in scoring (19.6) and was the Big Ten's stat champion for league games (20.1), while averaging 5.0 assists per game in 2017-18.

His name is etched in the Penn State record books, career lists and memories as playmaker. His game-winning 3-pointer to defeat No. 13 Ohio State in January 2018, sparked the Nittany Lions to their second-highest win total in program history.

Carr finished the record-breaking 2017-18 season with 725 points, second behind only Jesse Arnette, and he finished his collegiate career with 60 double-figure scoring games and as the Nittany Lions' assists leader 51 times.

Drafted by the NBA's New Orleans Pelicans in 2018, Carr has played in Europe and Canada, in addition to returning to the U.S. to play for the New Orleans G League affiliate in 2020.

ALL-TIME GREAT PLAYERS

GEARY CLAXTON



F / 6-5 / WEST HAVEN, CONN.

An athletic scorer and rebounder, Geary Claxton led Penn State in scoring in three-straight seasons and is one of just three players in Nittany Lion history to record at least 1,500 points and 700 rebounds on their career.

A four-year starter, his 1,542 career points ranked seventh and he was tied for fourth with 755 career rebounds when he finished his Nittany Lion career. A first-team USBWA All-Region and NABC All-District pick in 2006, Claxton was also recognized as a second-team NABC pick in 2007 and earned second-team All-Big Ten honors in 2007 and third-team honors in 2006.

A 2005 Big Ten All-Freshman Team selection who was four times honored as the Big Ten Player of the Week, Claxton posted 26 career double-doubles and led Penn State in rebounding in two seasons. He was averaging 17.5 ppg and 8.3 rpg in his senior season, a pace that would have placed him as the Nittany Lions' third all-time leading scorer and rebounder, when he suffered a torn ACL in the 16th game of the season and missed the last 15 games of his career.

Claxton helped lead Penn State to the 2006 NIT after joining the team in 2004-05 following three losing campaigns.

JOE CRISPIN



G / 6-0 / PITMAN, N.J.

A four-year starter and 2001 captain, Joe Crispin starred for Penn State during one of the program's best periods as the team made three postseason appearances during his career, including trips to the 2001 NCAA Sweet 16, 1998 NIT final and 2000 NIT semifinals.

Crispin finished his Penn State career as the leader in career minutes played (4,063), field goals attempted (1,611), three-point field goals attempted (885) and free throw percentage (.885) and was the Lions' second all-time scorer with 1,986 points. Following his final season, he ranked second all-time with 308 career threes and was third with 485 assists.

Crispin scored 21 points in an upset victory of No. 6-ranked and No. 2-seeded North Carolina in the 2001 NCAA Tournament to help Penn State reach the Sweet 16, widely considered the greatest game in Penn State history. He also nailed an off-balance 22-foot three to knock off No. 2 ranked Michigan State in the quarterfinals of the Big Ten Tournament that season, the highest ranked team Penn State has ever beaten.

He ranks seventh among career NCAA Tournament scorers (46 points) and second among NIT scorers (146). Crispin earned first-team All-Big Ten honors in 2001 (coaches), and second team in 2000 (coaches and media) and 2001 (media). He was a Big Ten All-Tournament team honoree in 2000 and 2001 and earned four Big Ten Player of the Week awards. Crispin averaged 19.5 ppg in 2001 and was named NABC All-District first team while earning a share of the John Lawther team MVP award.

Penn State posted a 72-55 mark in his four seasons. He later joined the Los Angeles Lakers in 2001 as a free agent and enjoyed a highly successful career in Europe for more than a decade.

Crispin is currently the head men's basketball coach at Rowan University in New Jersey.

ALL-TIME GREAT PLAYERS

DAN EARL



G / 6-3 / MEDFORD LAKES, N.J.

One of the most talented point guards in Penn State history, Dan Earl battled through numerous injuries in a career that spanned six seasons. A four-year starter and two-year captain, Earl would miss most of two seasons due to injury following his junior season when he helped lead Penn State to the 1996 NCAA Tournament. He returned for his senior campaign in 1998-99.

As a sophomore, he helped lead Penn State to a third-place finish in the 1995 NIT and Penn State finished second in 1998 NIT with Earl serving as an injured captain. A second-team All-Big Ten selection in 1996 and third team in 1999, Earl averaged 10.6 points and 4.8 assists over his career.

The 1999 third-team CoSIDA Academic All-American set a Penn State single-season record of 181 assists as a sophomore (a mark which stood until 2009) and ranks third all-time with 574 career assists. At the conclusion of his Nittany Lion career, he ranked ninth all-time with 1,256 career points, fifth with 162 career steals and second with 194 threes.

Earl is one of three players to lead Penn State in assists in four seasons, posting 100 or more in each campaign, and also led the Lions in steals in three seasons. Earl's average of 5.7 assists per game in 1995 was the third-best PSU season mark at the time.

Earl returned to Penn State as an assistant coach from 2005-11. He is currently the head coach at Chattanooga.

SHEP GARNER



G / 6-2 / CHESTER, PA.

With his decision to forge his own path at Penn State, guard Shep Garner had a major impact on the Nittany Lion program.

Garner finished his career as the all-time No. 5 scorer in Penn State history with 1,629 points and played 4,443 minutes, second only to Big Ten Conference career record holder Talor Battle (4,799). In his final game in a Blue & White uniform, leading his team to 26 wins, second-most in program history, and the 2018 NIT championship, he broke both the Big Ten and Penn State records for 3-point field goals in a season (120) and the Nittany Lion record for career 3-point field goals made (336).

Garner personified Penn State basketball and was a part of 75 wins during his time in Happy Valley, most in a four-year span in the Big Ten era. Garner had 81 double-figure scoring games in his career with 18 games with 20 or more points. His two 30-point games were especially memorable. As a sophomore, he hit 10 field goals, including eight 3-pointers for 30 points at Boston College for the Big Ten/ACC Challenge victory.

In his final Big Ten Tournament game, a semifinal contest vs. No. 5 Purdue, Garner, who wore number 33, scored 33 points on March 3 (3/3), leaving it all on the court. He took possession of Penn State's Big Ten Tournament career scoring record with 135 points.

Garner is pursued professional playing opportunities overseas and joined the coaching staff at FGCU in 2022.

TIM FRAZIER



G / 6-3 / HOUSTON, TEXAS

One of the truest Nittany Lions on and off the court, Tim Frazier finished his career as Penn State's all-time leader in career assists (641) and has three of the top 10 single-season assist totals in the record book.

He averaged 14.9 points, a Big Ten-leading 5.4 assists and 1.6 steals per game during his comeback campaign in 2013-14 following a season-ending Achilles tendon rupture the year before. He was named to the All-Big Ten third team and produced Penn State's 18th 500-point season performance, finishing the 2013-14 campaign with 508 points.

Frazier finished that season with 182 assists, at the time, the third-most of any PSU player in a single season. He owns two undergraduate degrees from Penn State and was a Lowe's Senior CLASS Award finalist in his final year, illustrating his dedication to all aspects of being a true student-athlete.

Frazier's NBA career has seen time with the Philadelphia 76ers, Portland Trailblazers, New Orleans Pelicans, Washington Wizards, Milwaukee Bucks, Detroit Pistons, Memphis Grizzlies and Cleveland Cavaliers.

ALL-TIME GREAT PLAYERS

JOHN HARRAR



F / 6-9 / WALLINGFORD, PA.

John Harrar's grit, determination and toughness led him to become one of the most beloved Nittany Lions in program history.

Harrar wrapped up his Penn State career with a program-record 146 games played. The Wallingford, Pennsylvania native finished the 2021-22 season as one of just two Big Ten players to average a double-double with 10.6 points per game and 10.3 rebounds per game, making him the first Nittany Lion in 22 years to finish the season averaging a double-double. A two-time All-Big Ten honorable mention selection, he graduated No. 2 all-time in career FG% (59.6%), No. 5 all-time in career rebounds (854) and as one of just six players in program history with upwards of 800 career points and 800 career rebounds.

Harrar was the 2022 winner of the Big Ten Medal of Honor, a two-time Big Ten Outstanding Sportsmanship Award winner and a four-time Academic All-Big Ten honoree. Harrar is currently playing professionally in Spain.

GENE HARRIS



C / 6-3 / PITTSBURGH, PA.

One of the most prolific scorers and rebounders in Penn State history, Gene Harris holds the Lions' all-time game scoring record with 46 points vs. Holy Cross in 1961.

Harris posted career averages of 14.8 ppg and 11.0 rebounds per game in just three seasons and 69 games in the era of freshman ineligibility. He posted 18.7 ppg and 13.0 rpg during his senior season of 1962.

The three-year starter and 1962 captain was second all-time with 762 career rebounds after his last game in the Blue & White and third with 1,018 career points. He led Penn State in rebounding all three years of his career, never posting less than 10.0 rebounds per game, and in scoring twice.

TITUS IVORY



G / 6-4 / CHARLOTTE, N.C.

An all-around player, Titus Ivory ranks among Penn State's career leaders in points, assists and steals and helped lead Penn State during one of the program's best periods as the team made three post-season appearances during his career, including trips to the 2001 NCAA Sweet 16, 1998 NIT final and 2000 NIT semifinals.

Following his four-year career, Ivory stood seventh all-time in scoring with 1,369 points, third in 3-pointers (206), sixth in assists (443) and third in steals (218). He led the team in assists and steals in 2001 and his team-leading steal total of 84 was the second-best mark in program history, at the time. He is one of three Lions to record 200 career steals and one of seven to log at least 1,000 points and 400 assists on a career.

A third-team All-Big Ten pick in 2001, he played in 129 career games and ranks fourth among NCAA Tournament scorers with 54 points, including 21 points in an upset victory of sixth-ranked and No. 2 seed North Carolina in the 2001 NCAA Tournament, widely considered the greatest game in Penn State history. He went on to a long career playing professionally overseas.

MIKE LANG



C / 6-9 / LOMBARD, ILL.

One of the most prolific rebounders in Penn State history, Mike Lang joined Jesse Arnelle and Mike Watkins as the only three players in Nittany Lion history to post at least 1,000 career points and 800 career rebounds.

A 1983 first-team All-Atlantic 10 selection, Lang stands third to Arnelle and Watkins in career rebounding with 912, and recorded 24 career double-doubles. Lang led Penn State in rebounding in three-straight seasons from 1981-83, posting more than 200 in each season. A 1983 captain, he averaged 9.2 ppg and 8.3 rpg as a four-year starter. He helped lead the Lions to the 1980 NIT and was an eighth-round draft pick by the New York Knicks in 1983.

ALL-TIME GREAT PLAYERS

PETE LISICKY



G / 6-4 / WHITEHALL, PA.

Known as “The Whitehall Rifle,” Pete Lisicky was one of the greatest sharp shooters in Penn State history owning the career record for 3-pointers made (332) until it was broken in 2018. His record for consecutive free throws made (39) still stands.

With a career average of 13.6 ppg, he earned the John Lawther team MVP award after the 1997 and 1998 seasons, 1996 AP honorable-mention All-America honors, second-team All-Big Ten honors in 1997 and third team in 1997 and 1998. Lisicky also holds the single-game record for most 3-point field goals made with nine against Penn on December 9, 1995. With 1,605 career points, he ranked second all-time in scoring following his senior season.

He helped Penn State to a 1996 NCAA Tournament appearance, scoring 17 points on five 3-pointers in a first round loss to Arkansas. A three-year starter and 1998 captain, Lisicky helped lead the Lions to three postseason appearances including a third place finish in the 1995 NIT and a second place finish in the 1998 NIT.

Penn State posted a 71-48 mark during his career. A two-time second-team CoSIDA Academic All-American, he ranks third all-time among Lions in NIT scoring with 124 points.

JOSH REAVES



G / 6-5 / FAIRFAX, VA.

One of the most versatile players in Penn State basketball history, Josh Reaves completed his career with 1,079 points, 540 rebounds, 250 steals and 310 assists. Reaves’ ability to impact the game on both ends of the floor provided fans with fearsome dunks and a defense that stymied opponents.

The Fairfax, Virginia, product was voted the 2019 Big Ten Defensive Player of the Year, and he was the first Nittany Lion named the league’s All-Defensive Team twice (2018, 2019). Reaves is the only player in Big Ten history to lead the conference in steals in three consecutive seasons.

A four-year starter, Reaves possessed a double-digit scoring average his junior (10.6) and senior (10.6) seasons. He ranks second all-time in career steals (250) and holds two spots on Penn State’s single-season top 10 steals list.

A human highlight reel, Reaves’ dunks were often featured among SportCenter’s top plays. One of Reaves’ most memorable plays was his game-winning dunk vs. Ohio State in the 2018 Big Ten Tournament in Madison Square Garden on a pass delivered from sophomore guard Tony Carr.

Reaves signed with the Dallas Mavericks in summer 2019 and was with the team for the 2019-20 season before continuing to play professionally overseas.

D.J. NEWBILL



G / 6-4 / PHILADELPHIA, PA.

D.J. Newbill did more in three years as a Nittany Lion than many players do over a full four-year career. He is ranked fourth in Penn State career scoring, producing 1,812 points with a three-year scoring average (18.3 ppg) that is second only to Jesse Arnelles.


An All-Big Ten selection each of his final two seasons, Newbill became the third PSU player all-time to produce back-to-back 600-plus point campaigns and is just the second PSU player with three consecutive 500-plus point seasons. At the time, his senior year point total (704) trailed only Arnelles on the single-season records list.

Including his freshman season at Southern Mississippi, Newbill had 2,105 career points and was the only Big Ten player active in 2014-15 to pass that mark, and one of just nine other active Division I players.

Newbill, named the 2020 Defensive Player of the Year for the National Basketball League in his second year with the Cairns Taipans, was a second-team all-NBL selection. Newbill is now playing with Osaka Evessa in Japan.

ALL-TIME GREAT PLAYERS

JARRETT STEPHENS



F / 6-7 / FERNDALE, MICH.

Penn State's first consensus first-team All-Big Ten selection and a USBWA All-Region pick in 2000, Jarrett Stephens was one of Penn State's most effective Big Ten post players. He produced 1,372 points, good for fifth on the all-time scoring list at the end of his collegiate career, and collected 703 rebounds for eighth all-time.

His 368 rebounds in 2000 rank as the second-most in a season at Penn State. He posted stellar marks of 18.8 ppg and 10.5 rpg during his senior season and set Penn State's single-season field goal percentage record hitting 64 percent from the floor in his junior year, a record that stood until the 2017-18 season.

Stephens moved to the top of Penn State's all-time career field goal percentage list with a shooting percentage of 58.3, a mark that only recently moved to the No. 2 spot. He averaged 11.4 ppg and 5.9 rpg in 120 career games. He was named to the NIT All-Tournament team after helping to lead Penn State to a third-place finish in the 2000 NIT and ranks as the Lions' all-time leading NIT scorer with 147 points, including 28 in the third-place game victory over NC State.

He is one of just six players to post at least 1,300 points and 700 rebounds in their Penn State career.

Stephens participated in the 2001 NBA Draft Combine, the first Nittany Lion to garner an invitation to the event and went on to play professionally in Europe and South America for nearly a decade.

LAMAR STEVENS



F / 6-8 / PHILADELPHIA, PA.

Lamar Stevens returned for his senior campaign to lead the 2019-20 Nittany Lions to 21 wins, 11 Big Ten Conference wins and their first Associated Press poll ranking since 1996. Stevens helped position Penn State for an NCAA Tournament berth as the Nittany Lions reeled off a program record eight-game win streak in league play and held a No. 9 national ranking.

During his four-year career, Penn State won 76 games, most in any four-year span in its Big Ten era, and had 33 Big Ten victories, also a high mark. Included in those totals were 12 Associated Press Top 25 opponents. In his final year, the Nittany Lions captured difficult road wins at Michigan, Nebraska, Michigan State and Purdue as well an epic battle vs. No. 23 Iowa at The Palestra.

A two-time first-team All-Big Ten Conference selection and NABC and USBWA All-District pick, Stevens started all 135 games in his career with 115 double-figure scoring games and 4,532 career minutes played. He set the Penn State mark for career field goals with 801 and held two spots on the single-season list for baskets made. Stevens stands in the Penn State career top five for rebounds (875), blocked shots (127) and free throws made (519) and tied for eighth with 16 double-doubles.

Stevens was one of only two Nittany Lions in program history, Jesse Arnelle the other, with more than 2,000 career points and 800 career rebounds. With the cancellation of the Big Ten Tournament due to the COVID-19 pandemic, his career came to an end with 2,207 points, ranked No. 2 on the program's all-time scoring list.

Stevens was honored as Penn State's 2019-20 Male Student-Athlete of the Year and named to the Senior CLASS All-America second team.

Stevens signed with the Cleveland Cavaliers in November 2020 and signed a multi-year contract in April 2021.

ALL-TIME GREAT PLAYERS

MIKE WATKINS



F / 6-9 / PHILADELPHIA, PA.

Mike Watkins completed his career as one of only three Nittany Lions with 900 (953) career rebounds, second-all-time, and 1,000 career points (1,169). One of the most effective rim protectors in Penn State history, his 265 career blocked shots rank second on PSU's all-time list and he also joined the company of other big men on that Big Ten Conference career top-10 list.

Selected to the 2018 Big Ten All-Defensive Team, Watkins also made his mark on the offensive end for the Nittany Lions. He averaged 12.1 points per game during the 2017-18 season and connected on 68.5 percent of his field goal attempts. While that single-season mark ranked second on the Big Ten chart, his 70.0 percent in league games was the top figure that year and stands third in Big Ten history.

Watkins made an introduction as a freshman, swatting away 90 shots during 2016-17 and setting the Big Ten Conference Tournament single-game record with eight (2017). His 59.0 percent field goal percentage that year rose to the top of the Penn State career chart and he completed his career in the same spot (59.7 percent).

For his four-year career, Watkins had 33 double-doubles, second-highest total all-time, which included freshman-record eight in 2016-17. He led the Nittany Lions in blocked shots all four years, with three listings among the program's top 10, and was the top rebounder in three seasons.

In addition to his other statistical milestones, Watkins finished his career with 558 rebounds in Big Ten games, passing John Amaechi (1993-95) for the top spot. He also had the distinction of joining Jesse Arnelle as the only other Nittany Lion to collect at least 500 rebounds by the end of his sophomore season, tying Arnelle with 525.

BOB WEISS



G / 6-3 / ATHENS, PA.

A 1965 Associated Press honorable-mention All-American, Bob Weiss was not only able to find success at the collegiate level but at the professional level as well. In 1965, he was drafted by Philadelphia in the third round and went on to play for Seattle, Milwaukee, Chicago and Buffalo during a 13-year NBA career.

Weiss posted a career average of 16.3 points per game in his three years at Penn State scoring 1,091 points in only 67 games in the era of freshman ineligibility. That total was good for third all-time on the Penn State scoring charts as he never averaged less than 15.3 ppg in a season.

Weiss' 38 points vs. Duke in 1965 still stands tied for the sixth-best single-game scoring mark in PSU history. A 1965 All-Pennsylvania selection, Weiss was a three-year starter who helped lead Penn State to a 51-16 record in three seasons, including a 20-4 mark and an NCAA Tournament appearance in 1965.

A member of the 1966-67 Philadelphia 76ers championship team, Weiss spent more than 30 years coaching in the NBA with head coaching stops at Seattle, San Antonio, Atlanta and the Los Angeles Clippers. Weiss spent three seasons in China, two as the head coach of the Shanxi Zhongyu Brave Dragons and one season leading the Shandong Lions.

In 2016, Weiss was nominated for the Tex Winter Assistant Coach Lifetime Impact Award.

NITTANY LIONS IN THE PROS



NBA Deputy Commissioner Mark Tatum congratulates Tony Carr after he was selected by the New Orleans Pelicans with the 51st pick of the 2018 NBA Draft.

NBA PLAYERS

Herschel Baltimore (PSU 1940-43)
St. Louis Bombers (1946-47)

Stanley Von Nieda (PSU 1943)
Baltimore Bullets (1949-50)

Lou Lamie (PSU 1949-51)
Baltimore Bullets (1954-55)

Jesse Arnelle (PSU 1952-55)
Ft. Wayne Pistons (1955-56)

Bob Weiss (PSU 1962-65)
Philadelphia 76ers (1965, 1967)
Seattle SuperSonics (1967-68)
Milwaukee Bucks (1968)
Chicago Bulls (1968-74)
Buffalo Braves (1974-76)
Washington Bullets (1976-77)

Frank Brickowski (PSU 1978-81)
Seattle SuperSonics (1984-86, 1995-96)
Los Angeles Lakers (1986-87)
San Antonio Spurs (1987-90)
Milwaukee Bucks (1990-94)
Charlotte Hornets (1994)
Boston Celtics (1996-97)

Tom Hovasse (PSU 1986-89)
Atlanta Hawks (1994-95)

John Amaechi (PSU 1993-95)
Cleveland Cavaliers (1995-96)
Orlando Magic (1999-2001)
Utah Jazz (2001-03)

Calvin Booth (PSU 1996-99)
Washington Wizards (1999-2001, 05-07)
Dallas Mavericks (2001, 2004-05)

Seattle SuperSonics (2001-04)
Milwaukee Bucks (2005)
Philadelphia 76ers (2007-08)
Minnesota Timberwolves (2008-09)
Sacramento Kings (2009)

Joe Crispin (PSU 1998-2001)
Los Angeles Lakers (2001)
Phoenix Suns (2002)

Tim Frazier (PSU 2010-12, 14)
Philadelphia 76ers (2015)
Portland Trailblazers (2015-16)
New Orleans Pelicans (2016)
Washington Wizards (2017-18)
New Orleans (2018-19)
Milwaukee Bucks (2019)
Detroit Pistons (2019-20)
Memphis Grizzlies (2021)
Cleveland Cavaliers (2022)

Josh Reaves (PSU 2015-19)
Dallas Mavericks (2019-20)

Lamar Stevens (PSU 2016-20)
Cleveland Cavaliers (2020-present)

AMERICAN BASKETBALL LEAGUE

John Barr (PSU 1941)
Washington Brewers

Herschel Baltimore (PSU 1940-43)
St. Louis Bombers (1947-50)

Mark DuMars (PSU 1961)
Pittsburgh (drafted)

NBA DRAFT PICKS

- 1947 John Rusinko, Baltimore (R3-30)
- 1953 Herman Sledzik, Baltimore (R7-54)
- 1955 Jesse Arnelle, Fort Wayne Pistons (R2-13)
- 1961 Peter Baltic, Detroit Pistons (R9-79)
- 1965 Bob Weiss Philadelphia (R3-22)
- 1966 Carver Clinton Philadelphia (R11-97)
- 1967 Paul Mickey Washington (R14-142)
- 1974 Ron Brown, Boston (R7-125)
- 1981 Frank Brickowski New York (R3-57)
- 1983 Mike Lang New York (R8-174)
- 1984 Dick Mumma San Diego (R10-211)
- 1999 Calvin Booth Washington (R2-35)
- 2018 Tony Carr New Orleans (R2-51)

NBA COMBINE

- 2001 Jarrett Stephens
- 2018 Tony Carr
- 2020 Lamar Stevens

OTHER PRO LEAGUES

- 1975 Randy Meister, Kentucky Colonels (ABA)
- 1990 Ed Fogell, Omaha Racers (CBA, R6)
- 1991 James Barnes, Rockford Lightning (CBA, R3)
- 1992 David Degitz Tampa Bay Sunblasters (USBL, R5)

NBA FREE AGENT CAMPS

- 1987 Craig Collins, Philadelphia
- 1989 Tom Hovasse, Houston
- 1990 Ed Fogell, Orlando
- 1993 DeRon Hayes, Orlando
- 1994 DeRon Hayes, Orlando
- 1994 Tom Hovasse, Atlanta
- 1996 John Amaechi, Cleveland
- 2000 Jarrett Stephens,
- 2001 Dan Earl, New Jersey
- Titus Ivory, Golden State
- Gyasi Cline-Heard, Philadelphia
- Joe Crispin, L.A. Lakers
- 2002 Dan Earl, New Jersey
- 2014 Tim Frazier, Boston
- 2015 D.J. Newbill, L.A. Clippers

INDIVIDUAL HONORS

HALL OF FAME

NAISMITH MEMORIAL

Kenneth Loeffler
Cumberland Posey Jr.

HELMS FOUNDATION

John Lawther (coach)

CANADIAN BASKETBALL

Romel Raffin

OLYMPIC GAMES

UNITED STATES

John Bach (assistant coach), 1972

UNITED KINGDOM

Kevin Cradle (coach), 1992

CANADA

Romel Raffin, 1976, 1984, 1988

GERMANY

Jan-Hendrik Jagla, 2008

JAPAN

Tom Hovasse (assistant coach, WBB), 2016
Tom Hovasse (head coach, WBB), 2020
(silver)

OLYMPIC GAMES

WORLD UNIVERSITY GAMES TEAM

Tyler Smith, 2001
Talor Battle, 2009 (bronze)

ALL-AMERICA

FIRST TEAM

1954: Jesse Arnelle (Helms Foundation)

SECOND TEAM

1955: Jesse Arnelle (Helms Foundation)

THIRD TEAM

1941: John Barr (Converse)
1952: Jesse Arnelle (Helms Foundation)
1955: Jesse Arnelle (Colliers)

HONORABLE MENTION

1954: Jesse Arnelle (Associated Press & UPI)
1955: Jesse Arnelle (Associated Press & UPI)
1959: Mark DuMars (UPI)
1960: Mark DuMars (UPI)
1965: Bob Weiss (Associated Press)
1966: Carver Clinton (Associated Press)
1996: Pete Lisicky (Associated Press)
2009: Talor Battle
(Collegehoops.net & FOXsports.com)
2011: Talor Battle (Associated Press)

FRESHMAN ALL-AMERICA

STREET AND SMITH'S

2004: Ben Luber (honorable mention)
Marlon Smith (honorable mention)

REGIONAL HONORS

USBWA ALL-DISTRICT

2000: Jarrett Stephens
2006: Geary Claxton
2009: Talor Battle
2011: Talor Battle
2015: D.J. Newbill
2018: Tony Carr
2019: Lamar Stevens
2020: Lamar Stevens

NABC ALL-DISTRICT 7

1975: Randy Meister (second team)
1994: John Amaechi (second team)
1995: John Amaechi (first team)
2001: Joe Crispin (first team)
2006: Geary Claxton (first team)
2007: Geary Claxton (second team)
2009: Talor Battle (first team)
Jamelle Cornley (second team)
2010: Talor Battle (second team)
2011: Talor Battle (first team)
2012: Tim Frazier (second team)
2014: D.J. Newbill (second team)
2015: D.J. Newbill (second team)
2018: Tony Carr (first team)
2019: Lamar Stevens (second team)
2020: Lamar Stevens (first team)

NABC DISTRICT COACH OF THE YEAR

1996: Jerry Dunn

ASSOCIATED PRESS ALL-BIG TEN

2018: Tony Carr (first team)
2019: Lamar Stevens (second team)

ALL-EAST

1941: John Barr
1966: Carver Clinton
1990: Ed Fogell (EB third team)

ALL-PENNSYLVANIA TEAM

1941: John Barr
1942: Herschel Baltimore
1943: David Hornstein
1946: Walter Hatkevich
1951: Lou Lamie
1952: Jesse Arnelle
1953: Jesse Arnelle
1954: Jesse Arnelle
1955: Jesse Arnelle

1959: Mark DuMars

1960: Mark DuMars

1961: Mark DuMars

1965: Bob Weiss

BIG TEN HONORS

ALL-BIG TEN FIRST TEAM

1995: John Amaechi
1996: Matt Gaudio (coaches)
2000: Jarrett Stephens
2001: Joe Crispin (coaches)
2009: Talor Battle
2011: Talor Battle (media)
2012: Tim Frazier (media)
2018: Tony Carr
2019: Lamar Stevens (coaches)
2020: Lamar Stevens

ALL-BIG TEN SECOND TEAM

1996: Matt Gaudio (media)
Dan Earl (media)
1997: Pete Lisicky (media)
1999: Calvin Booth
2000: Joe Crispin
2001: Joe Crispin (media)
2007: Geary Claxton (media)
2009: Jamelle Cornley (media)
2010: Talor Battle
2011: Talor Battle (coaches)
2012: Tim Frazier (coaches)
2014: D.J. Newbill
2015: D.J. Newbill
2019: Lamar Stevens (media)

ALL-BIG TEN THIRD TEAM

1993: John Amaechi (media)
1994: John Amaechi (media)
1996: Dan Earl (coaches)
Glenn Sekunda
Pete Lisicky (media)
1997: Pete Lisicky (coaches)
1998: Pete Lisicky (media)
1999: Dan Earl (coaches)
2001: Titus Ivory
Gyasi Cline-Heard (media)
2006: Geary Claxton
2007: Geary Claxton (coaches)
2008: Jamelle Cornley (media)
2009: Jamelle Cornley (coaches)
2014: Tim Frazier
2016: Brandon Taylor (media)

INDIVIDUAL HONORS

ALL-BIG TEN HONORABLE MENTION

2001: Gyasi Cline-Heard (coaches)
 2002: Sharif Chambliss (media)
 2003: Sharif Chambliss (media)
 Brandon Watkins (media)
 2004: Jan Jagla (coaches)
 2005: Aaron Johnson (coaches)
 2007: Jamelle Cornley
 2008: Jamelle Cornley (coaches)
 2009: Stanley Pringle
 2011: Jeff Brooks
 2013: Jermaine Marshall
 D.J. Newbill
 2016: Brandon Taylor (coaches)
 2018: Lamar Stevens
 Mike Watkins
 2020: Myreon Jones (media)
 2021: John Harrar (media)
 Myreon Jones (media)
 2022: John Harrar (coaches & media)

BIG TEN COACH OF THE YEAR

2009: Ed DeChellis (media)

BIG TEN DEF. PLAYER OF THE YEAR

1998: Calvin Booth
 2019: Josh Reaves

BIG TEN ALL-DEFENSIVE TEAM

2012: Tim Frazier
 2018: Josh Reaves
 Mike Watkins
 2019: Josh Reaves
 2020: Jamari Wheeler
 2021: Jamari Wheeler

BIG TEN FRESHMAN OF THE YEAR

2006: Jamelle Cornley

BIG TEN ALL-FRESHMAN TEAM

2004: Marlon Smith
 2005: Geary Claxton
 2006: Jamelle Cornley
 2017: Tony Carr

BIG TEN ALL-TOURNAMENT

2000: Jarrett Stephens
 Joe Crispin
 2001: Joe Crispin
 2011: Talor Battle
 2015: D.J. Newbill
 2018: Tony Carr

BIG TEN PLAYER OF THE WEEK

1994: John Amaechi (1/31/1994)
 1996: Pete Lisicky (12/11/1995)
 Glenn Sekunda (1/16/1996)
 Matt Guadio (2/12/1996)
 1998: Jarrett Stephens (2/23/1998)
 1999: Calvin Booth (11/30/1998)
 Joe Crispin (2/29/1999)
 2000: Jarrett Stephens (11/28/1999)
 Jarrett Stephens (12/13/1999)
 Joe Crispin (1/24/2000)
 2001: Joe Crispin (11/27/2000)
 Joe Crispin (12/11/2000)
 2004: Jan Jagla (12/29/2003)
 Jan Jagla (1/12/2004)
 2005: Geary Claxton (11/15/2004)
 2007: Geary Claxton (1/1/2007)
 Danny Morrissey (1/8/2007)
 2008: Geary Claxton (12/17/2007)
 Geary Claxton (1/8/2008)
 2009: Talor Battle (11/24/2008)
 Jamelle Cornley (1/26/2009)
 2011: Talor Battle (1/30/2011)
 2014: D.J. Newbill (2/3/2014)
 2015: D.J. Newbill (12/1/2014)
 2016: Brandon Taylor (2/22/2016)
 2017: Mike Watkins
 (Freshman-12/19/2016)
 Mike Watkins
 (Freshman-1/16/2017)
 Lamar Stevens
 (Freshman-2/13/2017)
 2018: Tony Carr (2/19/2018)
 2020: Lamar Stevens (2/10/2020)

ACADEMIC ALL-BIG TEN HONORS

1993: (3) John Amaechi, Greg Bartram, John Dietz
 1994: (4) Nate Althouse, John Amaechi, Greg Bartram, Steve Wydman
 1995: (4) Nate Althouse, John Amaechi, Greg Bartram, Michael Joseph
 1996: (4) Dan Earl, Pete Lisicky, Jeremy Metzger, Chris Rogers
 1997: (2) Pete Lisicky, Jeremy Metzger
 1998: Pete Lisicky
 1999: Dan Earl
 2000: (3) Ken Krimmel, Tim McGovern, Tyler Smith
 2001: (3) Ken Krimmel, Tyler Smith, B.J. Vossekuil
 2002: (3) Ken Krimmel, Tyler Smith, B.J. Vossekuil
 2003: B.J. Vossekuil
 2006: (2) David Jackson, Mike Walker
 2007: (8) Milos Bogetic, David Jackson, Will Leiner, Danny Morrissey, Jordan Norwood, Nikola Obradovic, Joonas Suotamo, Mike Walker
 2008: (6) Adam Highberger, Will Leiner, Danny Morrissey, Nikola Obradovic, Joonas Suotamo, Mike Walker
 2009: (5) Adam Highberger, Steve Kirkpatrick, Will Leiner, Danny Morrissey, Andrew Ott
 2010: (3) Adam Highberger, Steve Kirkpatrick, Andrew Ott
 2011: (3) Tim Frazier, Steve Kirkpatrick, Billy Oliver
 2012: (3) Sasa Borovnjak, Tim Frazier, Billy Oliver
 2013: (5) Sasa Borovnjak, Nick Colella, Tim Frazier, Kevin Montminy, Ross Travis
 2014: (3) Zach Cooper, Tim Frazier, Kevin Montminy
 2015: (1) Kevin Montminy
 2016: (3) Sam Halle, Julian Moore, Isaiah Washington
 2017: (3) Julian Moore, Isaiah Washington, Alex Zhao
 2018: (1) Julian Moore
 2019: (2) John Harrar, Kyle McCloskey
 2020: (4) Stephen Beattie, John Harrar, Myreon Jones, Kyle McCloskey
 2021: (5) John Harrar, Myreon Jones, Patrick Kelly, Seth Lundy, Kyle McCloskey
 2022: (6) Andy Christos, Dan Conlan, Caleb Dorsey, John Harrar, Dallion Johnson, Sam Sessoms

INDIVIDUAL HONORS

BIG TEN DISTINGUISHED SCHOLARS

2013: (1) Kevin Montminy
 2014: (1) Kevin Montminy
 2017: (1) Alex Chao
 2019: (2) Kyle McCloskey, Austin Thomas
 2020: (3) Stephen Beattie, Myreon Jones, Kyle McCloskey
 2021: (2) Myreon Jones, Kyle McCloskey
 2022: (1) Dan Conlan

BIG TEN MEDAL OF HONOR

1995: John Amaechi
 2022: John Harrar

BIG TEN OUTSTANDING SPORTSMANSHIP AWARD

2021: John Harrar
 2022: John Harrar

BIG TEN TOURING ALL-STARS

1991: Elton Carter
 1992: Michael Joseph
 1993: Michael Jennings
 1994: Dan Earl
 1995: Pete Lisicky
 1996: Jeremy Metzger
 1997: Greg Stevenson
 1998: Joe Crispin
 1999: Scott Witkowski
 2000: No Big Ten Touring Team
 2001: Sharif Chambliss
 2002: Jason McDougald
 2003: No Big Ten Touring Team
 2004: Kevin Fellows, Marlon Smith
 Ed DeChellis (coach), Kurt Kanaskie (coach)
 2005: Brandon Hassell
 2006: Mike Walker

ATLANTIC 10 AWARDS

ALL-A10 FIRST TEAM

1983: Mike Lang, center
 1989: Tom Hovasse, forward
 1990: Ed Fogell, center
 1991: DeRon Hayes, forward

A-10 FRESHMAN OF THE YEAR

1990: DeRon Hayes

A-10 COACH OF THE YEAR

1990: Bruce Parkhill

A-10 TOURING ALL-STARS

1989: Ed Fogell
 1990: Freddie Barnes



Lamar Stevens averaged 19.2 points per game during the 2018 National Invitation Tournament title run and broke Penn State's postseason individual single-game scoring record with 30 points at Marquette. He was selected as the NIT Most Outstanding Player following the championship game at Madison Square Garden.

ECAC HONORS

SCHOLAR-ATHLETE AWARD

1959: Ted Kubista

SOPHOMORE OF THE YEAR

1972: Ron Brown

IN-SEASON TOURNAMENT MVPs

1959: Ted Kubista (Richmond)
 1964: Bob Weiss (Motor City)
 1965: Bob Weiss (Motor City)
 1966: Ray Saunders (Gator Bowl)
 1975: Randy Meister (Gator Bowl)
 1987: Brian Allen (Miami AMI)
 1991: Freddie Barnes (Atlantic 10)
 1992: Freddie Barnes (First Bank)
 2000: Joe Crispin (ECAC Holiday Classic)

NATIONAL ALL-TOURNEY TEAMS

NCAA FINAL FOUR

1954: Jesse Arnelle

NCAA EAST REGIONAL

1942: John Egli

NATIONAL INVITATION TOURNAMENT (NIT)

1990: James Barnes
 1995: Dan Earl
 1998: Calvin Booth
 2000: Jarrett Stephens
 Joe Crispin
 2009: Talor Battle
 Jamelie Cornley
 (Most Outstanding Player)
 2018: Tony Carr
 Lamar Stevens
 (Most Outstanding Player)

INDIVIDUAL HONORS

COSIDA ACADEMIC ALL-AMERICA

FIRST TEAM

1994: John Amaechi

1995: John Amaechi

SECOND TEAM

1997: Pete Lisicky

1998: Pete Lisicky

THIRD TEAM

1999: Dan Earl

2002: Tyler Smith

CoSIDA ACADEMIC ALL-AMERICA OF THE YEAR

1995: John Amaechi

CoSIDA ACADEMIC ALL-DISTRICT II

1994: John Amaechi (first team)

1995: John Amaechi (first team)

1997: Pete Lisicky (first team)

1998: Pete Lisicky (first team)

1999: Dan Earl (first team)

2002: Tyler Smith (first team)

2008: Danny Morrissey (first team)

2009: Danny Morrissey (first team)

NABC ACADEMIC EXCELLENCE TEAM AWARD

2019-20

NABC HONORS COURT

2020: Stephen Beattie, John Harrar,
Kyle McCloskey

2022: Dan Conlan, John Harrar,
Ishaan Jagiasi

NCAA POST-GRADUATE SCHOLARSHIP

1982: Mike Edelman

1995: John Amaechi

ANSON MOUNT SCHOLAR-ATHLETE

1995: John Amaechi

PENN STATE MALE STUDENT-ATHLETE OF THE YEAR

1997-98: Pete Lisicky

2000-01: Joe Crispin

2010-11: Talor Battle

2019-20: Lamar Stevens

SENIOR CLASS AWARD

2014: Tim Frazier (first team)

2020: Lamar Stevens (second team)

TEAM AWARDS

JOHN LAWTHER TEAM AWARD

MOST VALUABLE PLAYER

1969: Bill Stansfield
1970: Tom Daley
1971: Chuck Crist
1972: Ron Brown
1973: Randy Meister
1974: Ron Brown
1975: Kevin Burke
1976: David Angstadt
1979: Tom Wilkins
1980: Frank Brickowski
1982: Mike Lang
1983: Mike Lang
1984: Wally Choice
1985: Craig Collins
1986: Paul Murphy
1987: Tom Hovasse, Tony Ward
1988: Wes Jones
1989: Tom Hovasse
1990: Ed Fogell
1991: James Barnes
1992: Monroe Brown
1993: DeRon Hayes
1994: John Amaechi
1995: John Amaechi
1996: Matt Gaudio
1997: Pete Lisicky
1998: Pete Lisicky
1999: Calvin Booth, Dan Earl
2000: Jarrett Stephens
2001: Gyasi Cline-Heard, Joe Crispin,
Titus Ivory
2002: Not presented
2003: Not presented
2004: Marlon Smith
2005: Not presented
2006: Not presented
2007: Geary Claxton, Jamelle Cornley
2008: Talor Battle, Jamelle Cornley
2009: Talor Battle, Jamelle Cornley
2010: Talor Battle
2011: Talor Battle
2012: Tim Frazier
2013: D.J. Newbill
2014: D.J. Newbill
2015: D.J. Newbill
2016: Brandon Taylor
2017: Tony Carr
2018: Tony Carr
2019: Lamar Stevens
2020: Lamar Stevens
2021: John Harrar
2022: John Harrar

LOU LAMIE AWARD

MOST INSPIRATIONAL PLAYER

1979: Jud Wood
1980: Mike Edelman
1982: Mike Edelman
1983: Rich Fetter
1984: David Griffin
1985: Dwight Gibson
1986: Brian Allen
1987: Brian Allen
1988: Christian Appleman
1989: Christian Appleman
1991: Monroe Brown
1992: Freddie Barnes
1993: Nate Althouse
1994: Matt Gaudio
1995: Nate Althouse
1996: Dan Earl
1997: Phil Williams
1998: Titus Ivory
1999: Dan Earl
2000: Jarrett Stephens
2001: Titus Ivory
2002: Ken Krimmel
2003: Ndu Egekeze
2004: Ndu Egekeze
2005: Mike Walker
2006: Danny Morrissey
2007: Mike Walker
2007: Jamelle Cornley
2009: Danny Morrissey
2010: Tim Frazier
2011: Andrew Jones
2012: Billy Oliver
2013: Sasa Borovnjak
2014: Zach Cooper
2015: Kevin Montminy
2016: Jordan Dickerson
2017: Julian Moore
2018: John Harrar
2019: Mike Watkins
2020: Trent Buttrick
2021: John Harrar
2022: John Harrar

MOST IMPROVED PLAYER

1969: Bruce Mello
1970: Ron Kodish
1971: Paul Neumayer
1972: Ed Chubb
1990: James Barnes
1991: Jon Dietz
1992: Eric Carr, Steve Wydman
1993: John Amaechi
1994: Steve Wydman
1995: Donovan Williams
1996: Glenn Sekunda
1997: Jarrett Stephens
1998: Jarrett Stephens
1999: Calvin Booth
2000: Tyler Smith
2001: Gyasi Cline-Heard
2002: Sharif Chambliss
2003: Jan Jagla, Aaron Johnson
2004: Not presented
2005: Danny Morrissey
2006: Ben Luber
2007: Brandon Hassell
2009: Andrew Jones
2010: David Jackson
2011: Jeff Brooks
2012: Jon Graham
2013: D.J. Newbill
2014: Brandon Taylor
2015: Geno Thorpe
2016: Payton Banks, Shep Garner
2017: Josh Reaves
2018: Lamar Stevens
2019: Jamari Wheeler
2020: Myreon Jones
2021: Seth Lundy
2022: Seth Lundy

COACHES AWARD

1980: Gary Korkowski
1982: Craig Buffie
1983: Tom McCluskey
1984: Jim Randig (manager)
1985: Dwight Gibson
1986: Christian Appleman
1987: Christian Appleman
1988: James Eaddy
1989: Brian Allen
1990: Rodney Henderson
1991: Tony Soskich
1992: David Degitz
1994: Nate Althouse
1995: Dan Earl

TEAM AWARDS

1996: Chris Rogers
1997: Rahsaan Carlton
1998: Carl Jackson
1999: Tim McGovern
2000: Tim McGovern
2001: Ken Krimmel, B.J. Vossekuil
2002: Tyler Smith
2003: Monte Shubik (manager),
B.J. Vossekuil
2004: Not presented
2005: Jon Salazer (head trainer),
Dave Phillips
2006: Mike Walker
2007: Danny Morrissey
2009: David Jackson
2010: Andrew Jones
2011: David Jackson
2012: Cammeron Woodyard
2013: Nick Colella
2014: Tim Frazier
2015: Ross Travis
2016: Donovan Jack
2017: Wendy Miller (admin. assistant)
2018: Shep Garner
2019: Deivis Zemgulis
2020: PJ Mullen (marketing director)
2021: Jonathan Salazer (head trainer)
2022: Jalen Pickett

DAVE PHILLIPS MEMORIAL AWARD

UNSUNG HERO

1986: Kip DeWitt
1987: Kip DeWitt
1988: Tony Ward
1989: Rodney Henderson, Lem Joyner
1990: Monroe Brown
1991: Eric Carr
1992: Brian Anderson
1993: Michael Jennings
1994: Sandy Meyer (academic counselor)
1995: Michael Joseph
1996: Donovan Williams
1998: Jon Branam
1999: Joe Crispin
2000: Carl Jackson
2001: Tyler Smith
2002: Ndu Egekeze
2003: DeForrest Riley
2004: Ben Luber
2005: Jason McDougald
2007: Dr. Doug Aukerman (team physician)
2008: Eldon Price (dir. basketball ops.)
2009: Stanley Pringle
2010: Jeff Brooks
2011: Jon Graham

2012: D.J. Newbill
2013: Alan Wisniewski
2014: Patrick Moore (office helper)
2015: Mitch Stover (equip. manager)
2016: 20-Year CVC Volunteers
Steve Greer, Elana Pyle,
Frank Welsh
2017: Justin Ascareggi, Ryan Brennan,
Nick Higgins, Kevin Hudash,
Jon Tramer, Andrew Woller
(student managers)
2018: Julian Moore
2019: The Juice Squad (John Harrar,
Kyle McCloskey, Jamari Wheeler)
2020: David Caporaletti (dir. player dev.)
2021: Jim Ferry (Interim Head Coach)
2022: Austin "Bo" Waggoner (graduate
assistant)

SCHOLASTIC ACHIEVEMENT AWARD

1990: Ed Fogell
1991: David Degitz
1992: David Degitz
1993: Greg Bartram
1994: Greg Bartram
1995: Greg Bartram
1996: Pete Lisicky
1997: Pete Lisicky
1998: Pete Lisicky
1999: Tyler Smith, Dan Earl
2000: Tyler Smith
2001: Tyler Smith, Ken Krimmel
2002: Ken Krimmel
2003: B.J. Vossekuil
2004: Ndu Egekeze
2005: Kevin Fellows
2006: Danny Morrissey
2007: Joonas Suotamo
2008: Danny Morrissey
2009: Adam Highberger
2010: Steve Kirkpatrick
2011: Steve Kirkpatrick
2012: Kevin Montminy
2013: Ross Travis
2014: Kevin Montminy
2015: Alan Wisniewski
2016: Devin Foster
2017: Deivis Zemgulis
2018: Deivis Zemgulis
2019: Rasir Bolton
2020: Mike Watkins
2021: Dallion Johnson
2022: Dan Conlan

JOHN EGLI SPIRIT AWARD

1969: Ron Hornyak
1970: Jeff Schweitzer
1971: Paul Neumayer
1972: Pat Lukasavich

JOHN EGLI / MR. DEFENSE AWARD

BEST DEFENSIVE PLAYER

1969: Bruce Mello
1970: Mike Egleston
1972: Jim Dashfield
1973: Jon Marshall
1998: Calvin Booth
1999: Calvin Booth
2000: Titus Ivory
2001: Titus Ivory
2002: Tyler Smith
2003: Jan Jagla
2006: Geary Claxton
2007: Geary Claxton
2009: Stanley Pringle
2010: David Jackson
2011: Tim Frazier

SCRAPPIEST PLAYER

Sponsored by Steve Krentzman

1999: Titus Ivory
2000: Titus Ivory
2001: Tyler Smith
2002: Daren Tielsch
2003: Sharif Chambliss, Brandon Watkins
2004: Aaron Johnson
2005: Geary Claxton
2006: Jamelle Cornley
2007: Will Leiner
2008: David Jackson
2009: Will Leiner
2010: Adam Highberger
2011: Steve Kirkpatrick
2012: Ross Travis
2013: Kevin Montminy
2011: Jeff Brooks
2012: Jon Graham
2013: Kevin Montminy
2014: Alan Wisniewski
2015: Jordan Dickerson
2016: Sam Halle
2017: Mike Watkins
2018: Josh Reaves, Mike Watkins
2019: Josh Reaves
2020: Jamari Wheeler
2021: Kyle McCloskey
2022: John Harrar

ALL-TIME LETTERWINNERS

A

Ackerman, Pat	2012, 13
Adam, H.W.	1917
Adler, Dan	2004
Aichroth, C.T.	1918*
Alcorn, Charles	1944
Allen, Brian	1986, 87, 88, 89
Althouse, Nate	1993, 94, 95
Amaechi, John	1993, 94, 95
Anderson, Brian	1992
Angstadt, Dave	1974, 75, 76
Appleman, Christian	1987, 88, 89
Arnelles, Jesse	1952, 53, 54, 55
Avillion, Ron	1963, 64, 65

B

Babb, Chris	2009, 10
Baidy, Steve	1956, 57, 58
Bailey, Ryan	1997
Baltimore, Herschel	1941, 42, 43
Banfield, Mike	1982, 83*
Banks, Payton	2015, 16, 17
Banta, Marcus	2000, 01
Barakat, Howard	1967*
Barnette, W.C.	1907, 09
Barnes, Freddie	1989, 90, 91, 92
Barnes, James	1988, 89, 90, 91
Baron, E.R.	1927, 28
Barr, John	1939, 40, 41
Barron, J.A.	1944
Bartram, Greg	1992, 93, 94, 95
Barvinchak, Dick	1973
Batnick, Irwin	1945, 48
Battle, Talor	2008, 09, 10, 11
Beattie, Stephen	2020
Bekale, Stephan	2000, 01, 02
Benanti, Andy	1985
Bergstein, Mickey	1943*
Biery, Jack	1943, 47, 48
Binder, W.G.	1913, 14
Bishop, M.L.	1916
Blake, Bruce	1986, 87, 88, 89
Blakeslee, R.D.	1915, 16, 17, 18
Bliss, William	1959*
Blocker, Jim	1953, 54, 55
Blowers, C.A.	1931
Blyler, F.L.	1934
Blythe, F.H.	1909, 10, 11, 12
Bogetic, Milos	2006, 07
Bolton, Rasir	2019
Bongartz, Gary	1970*
Booth, Calvin	1996, 97, 98, 99
Bordi, Peter	2006, 07*
Borovnjak, Sasa	2010, 12, 13
Bostick, Nazeer	2017, 18
Bowen, Jimmy	2010, 11*

Bowes, H.R.	1916
Bowman, Tre	2011
Bozinski, Sylvester	1945
Bradley, J.F.	1902, 03
Branam, Jonathan	1998
Brand, F.C.	1930, 31, 32
Breene, S.A.	1937*
Brewer, Jim	1953, 54
Brickowski, Frank	1978, 79, 80, 81
Brockington, Izaiah	2020, 21
Brooks, Jeff	2008, 09, 10, 11
Brooks, William	1947*
Brown, Monroe	1989, 90, 91, 92
Brown, Ron	1972, 73, 74
Browne, J.E.	1929
Bryant, Willie	1969, 70, 71
Buchout, W.H.	1899
Buffie, Craig	1979, 80, 81, 82
Burke, Kevin	1973, 74, 75
Burkett, B.J.	1938*
Buttrick, Trent	2018, 19, 20, 21

C

Caldwell, W.G.	1916*
Cameron, Brandon	2003
Campbell, B.F.	1929*
Carlton, Raahsaan	1993, 94, 95, 97
Carn, Dan	1965
Carr, Eric	1990, 91, 92, 93
Carr, Tony	2017, 18
Carter, Elton	1991, 92, 93
Chalk, F.T.	1923*
Chalmers, G.D.	1937, 39
Chambliss, Sharif	2001, 02, 03
Chase, Bruce	1974
Chemsak, John	1954*
Choice, Wally	1981, 82, 83, 84
Chrabascz, Carl	1985, 86, 87
CHRISTOS, ANDY	2021, 22
Chubb, Ed	1971, 72, 73
Claxton, Geary	2005, 06, 07, 08
Cline-Heard, Gyasi	1998, 99, 2000, 01
Clinton, Carver	1964, 65, 66
Cohen, Sid	1943
Colender, Wally	1958, 59, 60
Collela, Nick	2012, 13
Collins, Craig	1982, 83, 84, 85
Collura, Angelo	1955*
CONLAN, DAN	2022
Conn, J.D.	1931, 32, 33
Cooper, Bernard	1952*
Cooper, Zach	2013, 14
Corbin, M.H.	1937, 38, 39
Cornley, Janelle	2006, 07, 08, 09
Cornwall, Jaheam	2022
Costa, Martin	1949, 50

Couch, Q.W.	1940*
Craig, R.H.	1912, 13
Crenshaw, Sam	1998, 2002
Crispin, Joe	1998, 99, 2000, 01
Crispin, Jon	2000, 01
Crist, Chuck	1970, 71, 72
Crowell, R.H.	1940, 41
Curran, J.J.	1944
Currie, Herbert	1945, 46
Curtin, J.M.	1897

D

Daley, Tom	1968, 69, 70
Dankos, Bill	1977
Dashield, Jim	1972
Davis, L.L.	1930, 31, 32
Daykin, Al	1933
Dean, Brian	1981, 82, 83
DeChellis, Ed	1982*
Degitz, David	1989, 90, 91, 92
Delp, George	1927, 28
DeWitt, Kip	1984, 85, 86, 87
Dickerson, Jordan	2014, 15, 16
Diehl, Will	1980
Dietterich, Bruce	1947
Dietz, Jon	1990, 91, 92, 93
Doaty, Tom	1974, 75, 76
Dodge, Chet	1976*
Donato, Bob	1962, 63, 64
DORSEY, CALEB	2021, 22
DREAD, MYLES	2019, 20, 21, 22
DuBarry, E.G.	1907, 08
Dubois, Maxwell	2007
DuMars, Mark	1959, 60, 61
Dunlap, Stuart	1950*
Dunn, William R.	1902, 03, 04, 05

E

Eaddy, James	1988
Earl, Dan	1994, 95, 96, 99
Edelman, Mike	1979, 80, 81, 82
Edwards, Bill	2010
Edwards, Bob	1957, 58, 59
Edwards, Dave	1953, 54, 55
Egekeze, Ndu	2001, 02, 03, 04
Egleston, Mike	1968, 69, 70
Egli, John	1942, 43
Eisele, Fred	1960, 61
Elder, G.A.	1900, 01
Erichsen, Chris	1975, 76, 77

F

Fast, C.H.	1918
Fellows, Kevin	2002, 03, 04, 05
Fenton, Curtis	2008*
Fetter, Rich	1980, 81, 82, 83

ALL-TIME LETTERWINNERS

Fields, Earl	1954, 55, 56
Fisher, Adam	2006, 07*
Fittin, Bob	1970, 71, 72
Fixter, W.D.	1924
Fletcher, J.E.	1934
Fletcher, Rob	2002, 03, 04
Flotz, T.F.	1904, 05, 06
Fogell, Ed	1987, 88, 89, 90
Forjan, Jim	1981, 82, 83, 84
Forster, I.G.	1901*
Foster, Devin	2015, 16
Frair, Thomas	1975*
Frazier, Tim	2010, 11, 12, 14
Fritz, Dana	1995, 97
Fry, R.C.	1930
Fulton, J.K.	1898, 99
Fulton, J.K.	1907, 08, 09
Funk, Walter	1944

G

Garlick, Vinnie	1983, 84
Garner, Shep	2015, 16, 17, 18
Gaudio, Matt	1992, 94, 96
Gent, L.D.	1942, 43
Gephart, J.T.	1901
Gearhart, Terrence B.	1976, 77*
Gerecter, J.M.	1942*
Gerhardt, E.O.	1923, 24, 25
Gibson, Dwight	1982, 83, 84, 85
Gifford, Kyle	2008, 09*
Glennon, L.L.	1935
Glover, Matt	2012
Glunt, Denny	2011*
Godbey, Galen	1968
Goldenberg, Carl	1949*
Gordon, D.J.	2021
Gordon, J.T.	1912*
Graham, Jon	2012, 13
Graves, Terry	1983, 84
Grays, Greg	1998, 99
Grier, Marshall	1984
Griffin, David	1981, 82, 83, 84
Griffith, Ron	1956*
Grimes, Dick	1940, 41, 42
Gross, Elmer	1940, 41, 42
Guyton, Ralph	1967

H

Haag, Ed	1952, 53, 54
Haddow, H.A.	1910, 11
Haines, Hinkney	1920, 21
Hall, Norm	1956
Halle, Sam	2016
Hamas, Michael	1927
Hamas, Steve	1927, 28, 29
Hamilton, Gregg	1967

Hammond, C.H.	1931, 32
Hancock, Tom	1957, 58, 59
Harding, J.M.	1907*
Harrington, F.B.	1909
Harris, Gene	1960, 61, 62
Hartnett, Joe	1955
Harrar, John	2018, 19, 20, 21, 22
Hartz, B.L.	1912, 13
Hassell, Brandon	2005, 06, 07, 08
Hatkevich, Walter	1946
Hay, R.C.	1913, 14
Hayes, DeRon	1990, 91, 92, 93
Hayes, Gary	1967
Hazle, Grant	2017, 18, 19, 20
Healy, Judd	1946*
Heaton, M.F.	1904, 05, 06
Hegedus, Bruce	1980
Henderson, Rodney	1987, 88, 89, 90
Henning, C.F.	1933, 34
Hermann, Burke	1907, 08, 09, 10
Highberger, Adam	2010
Hileman, J.R.	1924*
Hileman, R.C.	1932*
Hill, Clayton	1949*
Hilliard, Bill	1958*
Hodgson, Bob	1970, 71, 72
Hoffman, Bob	1955, 56
Hoffman, Earl	1961, 62, 63
Hoffman, Mike	1992, 93, 94*
Hollinger, H.H.	1904*
Hood, D.G.	1926
Hoover, Terry	1963, 64, 65
Hornstein, David	1942, 43, 47
Hornyak, Ron	1969
Houston, Jarad	2001
Hovasse, Tom	1986, 87, 88, 89
Huemmrich, Carl	2008, 09*
Huffman, H.R.	1927*
Hughes, C.L.	1939*
Hunter, J.G.	1935
Hutchinson, Bob	1962

I

Ice, Mike	1978
Iuzzolino, Mike	1987, 88
Ivory, Titus	1998, 99, 2000, 01

J

Jack, Donovan	2013, 14, 15, 16
Jackson, Carl	1997, 98, 99, 2000
Jackson, David B.	2008, 09, 10, 11
Jackson, David W.	2006, 07
Jacobson, B.D.	1928, 29
JAGIASI, ISHAAN	2022
Jaglia, Jan	2002, 03, 04
Jefferson, Carvin	1976, 77, 78, 79

Jennings, Michael	1990, 91, 93, 94
Jester, H.G.	1914, 15
Johnson, Aaron	2003, 04, 05
Johnson, C.J.	1988, 89, 90, 91
JOHNSON, DALLION	2021, 22
Johnson, J.F.	1902
Johnson, John	2014, 15
Jolley, Ricky	1990
Jones, Andrew	2008, 09, 10, 11
Jones Jr., Curtis	2020
Jones, Dave	1961*
Jones, Myreon	2019, 20, 21
Jones, Wes	1986, 87, 88
Jordy, Jim	1956
Joseph, Michael	1992, 93, 94, 95
Joyce, Marty	1991
Joyner, Lem	1989, 90, 91

K

Kart, Ulo	1962
Kasatkin, Daniil	2019
Kelly, Patrick	2020, 21
Kemble, Ken	1966
Killinger, Glenn	1919, 20, 21
Killmer, M.L.	1904, 06
King, M.B.	1906*
Kinzer, Bob	1976
Kirkpatrick, Steve	2008, 09, 10, 11
Koch, A.J.	1929
Kodish, Ron	1970, 71
Koehler, H.L.	1922, 23
Kopcha, Brad	1995
Korkowski, Gary	1978, 79, 80
Kornick, M.L.	1935, 36
Krimmel, Ken	1999, 2000, 01, 02
Krumrine, Paul	1929
Kubista, Ted	1957, 58, 59
Kuhn, Steve	1977, 78, 79, 80
Kulp, John	1947, 48
Kunze, Bill	1971, 72, 73

L

Lamie, Lou	1949, 50, 51
Lang, Mike	1980, 81, 82, 83
Laubach, J.A.	1917
Lavin, Eusebio	1953*
Lawther, Jim	1947
Lawther, John	1943
Lazarus, Larry	1998, 99, 2000*
Lee, E.J.	1930
Lee, Greg	2022
Lee, Ken	1985, 86*
Leiner, Will	2007, 08, 09
Leisher, Bob	1956, 57
Lewis, Trey	2012
Leyda, W.B.	1930

ALL-TIME LETTERWINNERS

Light, Richard	1945
Lindemuth, L.B.	1909*
Linder, Jim	1967, 68, 69
Liner, Stuart	1963*
Lisicky, Pete	1995, 96, 97, 98
Lockwood, W.P.	1897, 98, 99
Loeffler, Ken	1922, 23, 24
Long, E.E.	1944
Looney, Quentin	1962*
Luber, Ben	2004, 05, 06, 07
Ludwig, John	1963
LUNDY, SETH	2020, 21, 22

M

MacDonald, N.J.	1926
Machamer, Bryan	1995, 97
Macomb, Jim	1930
Macht, Alex	2011, 12*
Madway, Ralph	1940
Magdugbenam, Akosa	2013
Makarewicz, Chester	1951
Malinchak, Tom	1963, 64
Mariano, Lucas	2008, 09*
Marin, Charlie	1962
Marisa, Rudy	1954, 55, 56
Marshall, Jermaine	2011, 12, 13
Marshall, Jon	1973, 74
Martin, J.S.	1920*
Maselli, Mike	1987, 88*
Masticola, Jim	1946
Mason, C.R.	1917*
Mauthe, Pete	1912, 13
Mays, Donnie	1980, 81
Mazess, J.H.	1929, 30, 31
McCleary, E.T.	1899, 1900, 01
McCloskey Kyle	2019, 20, 21
McCluskey, Tom	1982, 83
McDermott, John	1972, 73
McDougald, Jason	2002, 03, 04, 05
McEntire, F.E.	1910, 11
McFarlane, N.B.	1932, 33, 34
McGovern, Joe	1966, 67
McGovern, Tim	1998, 99, 2000
McKenna, Dan	1992, 93, 94
McKnight, Damien	1995, 96
McMahan, Jay	1950, 51, 52
McMillan, G.M.	1919
McMinn, E.K.	1932, 33
McNally, Jack	2010, 11, 12*
McNary, Don	1944
McSweeney, Cilk	2006
McWilliams, C.J.	1936, 37
McWilliams, H.C.	1938, 39, 40
Meister, Randy	1973, 74, 75
Mello, Bruce	1969, 70, 71
Metzger, Jeremy	1996, 97

Metzger, L.K.	1914
Meyers, J.C.	1931, 32
Mickey, Paul	1965, 66, 67
Miehoff, Sol	1936, 37, 38
Miller, Jeff	1975, 76, 77, 78
Miller, J.P.	1922
Miller, M.D.	1941*
Mitchell, John	1961, 62, 63
Mitten, Paul	1931*
Moffatt, J.S.	1939, 40, 41
Mollenauer, R.F.	1930*
Montminy, Kevin	2012, 13, 14, 15
Moore, Frank	1951
Moore, Julian	2015, 16, 17, 18
Moorehead, C.H.	1905, 06
Morrissey, Danny	2005, 07, 08, 09
Moser, Matt	1983
Moser, W.C.	1931, 32, 33
Moskowitz, Monroe	1944
Moss, P.F.	1936
Mullin, W.B.	1918, 19, 20
Mumma, Dick	1981, 82, 83, 84
Murphy, Paul	1984, 85, 86, 87
Musser, John	1959
Myers, Ben	1965, 66*
Myers, M.W.	1921*

N

Nessing, Stan	1970*
Neumayer, Paul	1971, 72, 73
Newbill, D.J.	2013, 14, 15
Newhart, Thomas	1974*
Newcomer, Jim	1985, 86, 87
Nichols, Paul	1969, 70
Nicholson, H.L.	1933*
Nordbloom, Carl	1948, 49
Nugent, William	1945
Nussbaum, Taylor	2018, 19, 20, 21

O

Obradovic, Nikola	2006, 07, 08
O'Connor, Rob	1976, 77, 78
Oliver, Billy	2011, 12
Onyeaka, Kevin	2013
Ott, Andrew	2009, 10
Ouder Kirk, Jim	1974, 75, 76
Oweh, Irekfe	2022
Owens, Mike	1979

P

Page, L.B.	1926*
Page, P.R., Jr.	1927
Palmiero, Carmen	1957
Panoplos, Ted	1950, 51
Park, J.F.	1913, 14, 15
Parker, Travis	2005, 06

Parkhill, Will	1948
Parks, H.K.	1934
Peal, Tracy	1980, 81
Peapos, Mike	1985, 86, 87, 88
Pearce, A.M.	1899, 1900
Persson, Jeff	1966, 67, 68
Peterson, H.J.	1936, 37, 38
Pfirman, John	1947
Phillips, Fred	1951*
Phillips, John	1960, 61, 62
Phillips, Richard	1953
PICKETT, JALEN	2022
Piatak, Dave	1957*
Pierce, Satchel	2018
Piorkowski, Joe	1951, 52, 53
Pollock, Bill	1985, 86, 87
Popelas, Andy	1971, 72
Popera, Jeff	1989, 90*
Power, Mike	1978
Preston, Keenan	1973, 74, 75
Pringle, Stanley	2008, 09
Proksa, Joe	1936, 37
Prosser, C.A.	1937, 38, 39

R

Racusin, Norman	1939, 40
Raffin, Romel	1975, 76
Rainey, Ron	1956, 57, 58
Ramey, Mel	1960
Ramin, R.F.	1941, 42
Ramsay, Bob	1956, 57
Randig, Jim	1983, 84*
Reaves, Josh	2016, 17, 18, 19
Reber, W.M.	1902
Reed, Jim	1965, 66
Reed, J.N.	1922, 23, 24
Reed, W.I.	1908, 09, 10
Reichenbach, J.L.	1936, 37, 38
Reilly, L.D.	1927, 28, 29
Reinhold, R.H.	1928, 29
Replogle, N.E.	1919, 20, 21
Rex, Mel	1959
Ricks, Darrell	1987, 88, 89, 90
Riley, B.A.	1935, 36
Riley-Smith, DeForrest	2003
Ritts, F.M.	1919
Roberts, Allen	2014
Roberts, W.H.	1916
Roepke, J.P.	1926
Rogers, Chris	1993, 94, 95, 96
Rogowski, Pete	1998, 99, 2000
Rohland, Robert	1953, 54, 55
Roseboro, Jerry	1964, 66
Ross, M.D.	1907, 08, 10
Ruble, C.W.	1902
Ruble, J.S.	1899, 1900, 01

ALL-TIME LETTERWINNERS

Ruhlman, Terrell	1948, 49
Rusinko, John	1946, 47
Russell, Al	1947
Ryan, Jr., J.T.	1934*

S

Saltzman, S.S.	1930, 31
Samuel, Terrence	2017
Sapp, Edward	1939
Saul, Bill	1960
Saunders, Ray	1964, 65, 66
Savery, W.H.	1914
Sayers, J.B.	1922*
Sborgi, G.V.	1902, 03
Schisler, Lee	1950
Schwarz, Walt	1978
Schwendeman, Greg	1957
Scott, Jevonnie	2022
Sekunda, Glenn	1995, 96
Senzel, Charles	1964*
Sessoms, Sam	2021, 22
Shair, S.	1922, 23
Sharpe, B.H.	1902
Sharpe, R.E.	1915*
Shea, Frank	1960
Sherry, John	1952, 53, 54
Shoemaker, Greg	2004*
Shore, H.E.	1910, 11, 12
Shrock, Ron	1973*
Shubik, Monte	2001, 02, 03*
Shuptar, Tom	1951
Silvert, Steve	1952*
Simon, Milt	1946, 47, 48, 49
Sleepy, K.B.	1911*
Sledzik, Herm	1951, 52, 53
Small, R.H.	1936
Smith, Andrew	1995, 96, 97*
Smith, H.W.	1940
Smith, J.F.	1935, 36
Smith, J.L.	1935, 36
Smith, Marlon	2004, 05
Smith, Tyler	1999, 2000, 01, 02
Solic, Jim	1979, 80, 81
Soskich, Tony	1988, 89, 90, 91
South, A.L.	1902
Sprecher, Clay	1897, 98
Stahley, J.N.	1929, 30
Stansfield, Bill	1967, 68, 69
Staub, Ken	1962
Stepanousky, Don	1964
Stephens, Jarrett	1996, 97, 98, 2000
Stevens, Lamar	2017, 18, 19, 20
Stevenson, Greg	1997, 98
Stevenson, M.R.	1897, 98, 99

Stewart	1900, 01
Stocker, J.M.	1933, 34, 35
Stopper, W.M.	1937, 38, 39
Storer, John	1950
Strand, George	1980
Stroh	1897, 98
Sudimack, Joe	1948*
Summers, Rob	2003, 04
Suotamo, Joonas	2006, 07, 08
Sweetland, Paul	1958, 59, 60
Swift, J.P.	1936*
Szepesi, Leslie	1945

T

Tarr, Dan	1971, 72
Tate, Jamaal	2001, 02, 05
Taylor, Brandon	2013, 14, 15, 16
Thoas, D.J.	1932, 33, 34
Thorpe, Geno	2014, 15
Ticknor, B.C.	1907
Tielsch, Daren	2002
Tocci, Joe	1949, 50
Townsend, E.D.	1935*
Travis, Ross	2012, 13, 14, 15
Trueblood, Jake	1960, 61
Tsimbila, Abdou	2021

V

Von Neida, H.B.	1926, 27, 28
Von Neida, S.L., Jr.	1943
Vossekuil, B.J.	2000, 01, 02, 03

W

Wagner, J.S.	1916, 17
Waha, W.B.	1907, 08, 09
Walker, Mike	2005, 06, 07, 08
Walton, I.E.	1915, 16, 17
Ward, Tony	1985, 87, 88
Washington, Isaiah	2016, 17
Watkins, Brandon	2000, 01, 02, 03
Watkins, Mike	2017, 18, 19, 20
Watts, Clarence	1955
Weber, E.J.	1930
Weidenhammer, Ron	1952, 53, 54
Weiss, Bob	1963, 64, 65
Wheeler, Jamari	2018, 19, 20, 21
White, Jalanni	2022
Wilkinson, Tom	1977, 78, 79, 80
Williams, C.H.	1931
Wisniewski, Alan	2012, 13, 14, 15
Williams, Donovan	1992, 94, 95, 96
Williams, Hardy	1951, 52
Williams, Phil	1994, 95, 96, 97
Willison, Wally	1945
Wills, R.N.	1928*
Wilson, A.J.	1914, 15

Wilson, A.K.	1920, 21
Wilson, Don	1959, 60, 61
Wilson, J.R.	1929
Wilson, L.L.	1917, 18, 19
Wisniewski, Alan	2012, 13, 14, 15
Witkowsky, Scott	1998, 99, 2000, 01
Wittum, C.M.	1933, 34
Wolf, F.H.	1918, 19, 20, 21
Wolz, Scott	1979, 80, 81
Wood, Jud	1979
Woodward, Graham	2014
Woodyard, Cammeron	2009, 10, 11, 12
Wooten, Harvey	1976
Wydman, Steve	1992, 93, 94

Y

Yeckley, E.J.	1904, 05, 06
Young, Bill	1967, 68, 69
Young, F.C.	1918
Young, G.J.	1911
Young, Walter	1977, 78

Z

Zemgulis, Deivis	2016, 17, 18, 19
Zhao, Alex	2016, 17
Zsuppan, Levi	2011*

* Lettered as manager.

BOLD indicates current Nittany Lion.

NCAA TOURNAMENT HISTORY

- ▶ **Appearances:** 9 (last 2011)
- ▶ **Final Four:** 1 (1954)
- ▶ **Record:** 9-11 (.450)
- ▶ **Overtime:** 0-1 (last 1991)
- ▶ **5-Point or less games:** 2-4

▶ MOST POINTS

PSU: W, 82-74 vs. N. Carolina (2001)

OPP: L, 86-80 vs. Arkansas (1996)

▶ LARGEST MARGIN OF VICTORY

PSU: 12; 63-50 vs. Toledo (1954)

OPP: 29; 86-53 vs. Iowa (1955)

▶ CONSECUTIVE WINS: 3 (1954)

Last 10: 4-6

Last 5: 2-3

▶ NCAA TOURNAMENT MVP

1954: Jesse Arnelle (East Regional)

▶ ALL-TOURNAMENT TEAM

1954: Jesse Arnelle, F (Final Four)

1954: Jesse Arnelle, F (East Regional)

1942: John Egli, G (East Regional)

RECORD BY ROUND

First Round:	4-5
Second Round:	3-3
Quarterfinals:	1-2
Semifinals:	0-1

TOURNAMENT SEEDS

1991	#13
1996	#5
2001	#7
2011	#10

VS. TOURNAMENT OPPONENTS

Arkansas	0-1
Dartmouth	0-1
Eastern Michigan	0-1
Illinois	1-0
Iowa	0-1
Kentucky	0-2
LaSalle	0-1
LSU	1-0
Memphis State	1-0
North Carolina	1-0
North Carolina State	0-1
Notre Dame	1-0
Princeton	0-1
Providence	1-0
Temple	0-2
Toledo	1-0
UCLA	1-0
USC	1-0

NCAA TOURNAMENT RECORDS

▶ CAREER SCORING

1.	202	Jesse Arnelle	1952, 54, 55
2.	71	Ron Weidenhammer	1952, 54, 55
3.	61	John Sherry	1952, 54
4.	54	Titus Ivory	2001
5.	53	Gyasi Cline-Heard	2001
6.	48	Ed Haag	1952, 54
7.	46	Joe Crispin	2001
	46	Earl Fields	1954, 55
	46	Jim Blocker	1952, 54, 55
10.	37	Jim Brewer	1954

▶ GAME SCORING

1.	25	Jesse Arnelle	vs. Kentucky, 1955
	25	Jesse Arnelle	vs. USC, 1954
3.	23	Talor Battle	vs. Temple, 2011
4.	22	Jesse Arnelle	vs. Kentucky, 1952
	22	Jesse Arnelle	vs. NC State, 1952
	22	Jesse Arnelle	vs. Notre Dame, 1954
7.	21	Gyasi Cline-Heard	vs. North Carolina, 2001
	21	Joe Crispin	vs. North Carolina, 2001
	21	Titus Ivory	vs. North Carolina, 2001
10.	20	Titus Ivory	vs. Temple, 2001

▶ GAME REBOUNDING

1.	22	Jesse Arnelle	vs. Memphis St., 1955
2.	16	Carver Clinton	vs. Princeton, 1965
3.	14	Jesse Arnelle	vs. LSU, 1954
4.	11	Glenn Sekunda	vs. Arkansas, 1996
5.	10	Gyasi Cline-Heard	vs. Providence, 2001
	10	Jesse Arnelle	vs. Iowa, 1955

▶ 3-POINT FIELD GOALS

1.	5	Talor Battle	vs. Temple, 2011
	5	Pete Lisicky	vs. Arkansas, 1996
3.	4	Joe Crispin	vs. Temple, 2001
	4	Titus Ivory	vs. Temple, 2001
5.	3	Joe Crispin	vs. Providence, 2001
	3	Titus Ivory	vs. Providence, 2001
	3	Brandon Watkins	vs. Temple, 2001

OPPONENT GAME RECORDS

Scoring:	34, Bob Pettit, LSU, 1954
Rebounding:	24, Bob Pettit, LSU, 1954
3-Pt Field Goals:	4, Pat Bradley, Arkansas, 1996

NCAA TOURNAMENT HISTORY

DATE	OPPONENT (LOCATION)	W/L	SCORE
1942 OVERALL RECORD: 18-3; NCAA RECORD: 1-1			
3/20/42	vs. Dartmouth (New Orleans, La.) <i>Leading PSU scorer: John Egli, 12</i>	L	39-44
3/21/42	vs. Illinois (New Orleans, La.) <i>Leading PSU scorer: L.D. Gent, 21</i>	W	41-34

DATE	OPPONENT (LOCATION)	W/L	SCORE
1952 OVERALL RECORD: 20-6; NCAA RECORD: 0-2			
3/21/52	vs. Kentucky (Raleigh, N.C.) <i>Leading PSU scorer: Jesse Arnette, 22</i>	L	54-82
3/22/52	vs. NC State (Raleigh, N.C.) <i>Leading PSU scorer: Jesse Arnette, 22</i>	L	60-69

DATE	OPPONENT (LOCATION)	W/L	SCORE
1954 OVERALL RECORD: 18-6; NCAA RECORD: 4-1			
3/9/54	vs. Toledo (Ft. Wayne, Ind.) <i>Leading PSU scorer: Jesse Arnette, 13</i>	W	62-50
3/12/54	vs. LSU (Iowa City, Iowa) <i>Leading PSU scorer: Jesse Arnette, 24</i>	W	78-70
3/13/54	vs. Notre Dame 63 (Iowa City, Iowa) <i>Leading PSU scorer: Jesse Arnette, 22</i>	W	71-63
NCAA FINAL FOUR			
3/19/54	vs. LaSalle (Kansas City, Mo.) <i>Leading PSU scorer: Jesse Arnette, 18</i>	L	54-69
3/20/54	vs. USC (Kansas City, Mo.) <i>Leading PSU scorer: Jesse Arnette, 25</i>	W	70-61

DATE	OPPONENT (LOCATION)	W/L	SCORE
1955 OVERALL RECORD: 18-10; NCAA RECORD: 1-2			
3/8/55	vs. Memphis State (Lexington, Ky.) <i>Leading PSU scorer: Jesse Arnette, 20</i>	W	59-55
3/11/55	vs. Iowa (Evansville, Ind.) <i>Leading PSU scorer: Bob Hoffman, 14</i>	L	53-82
3/12/55	vs. Kentucky (Evansville, Ind.) <i>Leading PSU scorer: Jesse Arnette, 25</i>	L	59-84

DATE	OPPONENT (LOCATION)	W/L	SCORE
1965 OVERALL RECORD: 20-4; NCAA RECORD: 0-1			
3/8/65	vs. Princeton (Philadelphia, Pa.) <i>Leading PSU scorer: Jim Reed, 16</i>	L	58-60

DATE	OPPONENT (LOCATION)	W/L	SCORE
1991 OVERALL RECORD: 21-11; NCAA RECORD: 1-1			
3/15/91	vs. (#4) UCLA (Syracuse, N.Y.) <i>Leading PSU scorer: James Barnes, 19</i>	W	74-69
3/17/91	vs. (#14) E. Michigan (Syracuse, N.Y.) L (OT) <i>Leading PSU scorer: Four players with 12 points</i>	L (OT)	68-71

DATE	OPPONENT (LOCATION)	W/L	SCORE
1996 OVERALL RECORD: 21-7; NCAA RECORD: 0-1			
3/14/96	vs. (#12) Arkansas (Providence, R.I.) <i>Leading PSU scorer: Calvin Booth, 20</i>	L	80-86

DATE	OPPONENT (LOCATION)	W/L	SCORE
2001 OVERALL RECORD: 21-12; NCAA RECORD: 2-1			
3/16/01	vs. (#10) Providence (New Orleans) <i>Leading PSU Scorer: Gyasi Cline-Heard 16 (10 rebs)</i>	W	69-59
3/18/01	vs. (#2) North Carolina (New Orleans) <i>Leading PSU Scorer: Joe Crispin and Titus Ivory, 21</i>	W	82-74
3/23/01	vs. (#11) Temple (Atlanta, Ga.) <i>Leading PSU Scorer: Titus Ivory, 20</i>	L	72-84

DATE	OPPONENT (LOCATION)	W/L	SCORE
2011 OVERALL RECORD: 19-15; NCAA RECORD: 0-1			
3/17/11	vs. (#7) Temple (Tucson, Ariz.) <i>Leading PSU Scorer: Talor Battle, 23</i>	L	64-66

NCAA TOURNAMENT BOX SCORES

1942

FIRST ROUND EAST REGIONAL

at New Orleans, La.

March 20, 1942

Dartmouth 44, Penn State 39

Dartmouth - Myers 7, Munroe 8, Olsen 19, Shaw 0, Skaug 7, Pearson 3, Parmer 0
Totals: FG 18; FT 8-12, 44

Penn State - Gross 7, Gent 2, Baltimore 7, Ramin 2, Egli 12, Grimes 0, Hornstein 9
Totals: FG 14; FT 11-16, 39

Halftime: Dartmouth 22, Penn State 16

CONSOLATION EAST REGIONAL

at New Orleans, La.

March 21, 1942

Penn State 41, Illinois 34

Penn State - Gross 4, Gent 21, Baltimore 10, Ramin 0, Egli 4, Grimes 0, Hornstein 2
Totals: FG 17; FT 7-13, 41

Illinois - Menke 8, Fowler 2, Smiley 4, Hocking 0, Mathisen 8, Wukovitz 5, Phillip 5, Vance 0, Sachs 2, Parker 0
Totals: FG 12; FT 10-11, 34

Halftime: Penn State 26, Illinois 21

1952

FIRST ROUND EAST REGIONAL

at Raleigh, N.C.

March 21, 1952

Kentucky 82, Penn State 54

Kentucky - Linville 12, Tsioropoulos 7, Whitaker 10, Neff 2, Evans 5, Hagan 20, Clark 0, Rose 6, Ramsey 11, Rouse 1, Watson 8
Totals: FG 35; FT 12-20, 82

Penn State - Weidenhammer 2, Piorowski 1, Williams 2, Sherry 10, McMahan 2, Arnette 22, Haag 3, Sledzik 12
Totals: FG 19; FT 16-30, 54

Halftime: Kentucky 43, Penn State 25

CONSOLATION GAME EAST REGIONAL

at Raleigh, N.C.

March 22, 1952

NC State 69, Penn State 60

N.C. State - Tyler 6, Speight 15, Kukoy 2, Cook 2, Brandenburg 0, Thompson 21, Knapp 4, Yurin 3, Terrill 8, Gotkin 8, Applebaum 0
Totals: FG 25; FT 19-31, 69

Penn State - Sherry 8, Weidenhammer 4, Williams 4, Piorowski 5, Arnette 22, McMahan 3, Haag 3, Sledzik 5, Makarewicz 6, Blocker 0
Totals: FG 23; FT 14-27, 60

Halftime: N.C. State 42, Penn State 36

1954

FIRST ROUND

at Ft. Wayne, Ind.

March 9, 1954

Penn State 62, Toledo 50

Penn State - Sherry 5, Blocker 4, Rohland 6, Arnette 13, Weidenhammer 10, Haag 8, Brewer 11, Fields 5
Totals: FG 22; FT 18-24, 62

Toledo - Martin 23, Maher 4, Spice 11, Padzior 5, Ray 7
Totals: FG 14; FT 22-31, 50

Halftime: Toledo 30, Penn State 27

EAST REGIONAL SEMIFINAL

at Iowa City, Iowa

March 12, 1954

Penn State 78, LSU 70

Penn State - Sherry 11, Rohland 2, Arnette 24, Haag 9, Weidenhammer 9, Brewer 5, Fields 9, Blocker 9, Marisa 0
Totals: FG 29-82; FT 20-32, 78

LSU - Belcher 6, Clark 10, Pettit 34, Mcardle 9, Magee 9, Sebastian 0, Freshley 0, McNeilly 2, Jones 0
Totals: FG 25-67; FT 20-24, 70

Halftime: Penn State 34, LSU 32
Rebounds: LSU 51 (Pettit 24), Penn State 37 (Arnette 14)

EAST REGIONAL FINAL

at Iowa City, Iowa

March 13, 1954

Penn State 71, Notre Dame 63

Penn State - Weidenhammer 3, Sherry 14, Brewer 7, Arnette 22, Rohland 0, Haag 12, Fields 0, Blocker 13
Totals: FG 24; FT 23-30, 71

Notre Dame - Fannon 8, Bertrand 10, McGinn 0, Rosenthal 20, Sullivan 9, Stephens 16, Weiman 0
Totals: FG 21; FT 21-30, 63

Halftime: Penn State 31, Notre Dame 28

NCAA SEMIFINAL - FINAL FOUR

at Kansas City, Mo.

March 19, 1954

LaSalle 69, Penn State 54

LaSalle - Singley 10, Maples 7, Blatcher 19, Gola 19, O'Malley 9, O'Hara 5
Totals: FG 24; FT 21-32, 69

Penn State - Weidenhammer 3, Fields 5, Haag 4, Brewer 6, Arnette 18, Rohland 4, Blocker 4, Sherry 6, Edwards 4
Totals: FG 20; FT 14-24, 54

Halftime: LaSalle 33, Penn State 22

NCAA THIRD PLACE

at Kansas City, Mo.

March 20, 1954

Penn State 70, USC 61

Penn State - Sherry 7, Rohland 3, Arnette 25, Haag 9, Weidenhammer 12, Brewer 8, Fields 4, Blocker 2, Edwards 0
Totals: FG 27; FT 16-20, 70

USC - Psaltis 11, Carr 4, Thompson 2, Pausig 5, Irvin 12, Ludecke 1, Hammer 8, Dunne 0, Welsh 18
Totals: FG 17; FT 27-38, 61

Halftime: Penn State 44, USC 26

1955

FIRST ROUND

at Lexington, Ky.

March 8, 1955

Penn State 59, Memphis State 55

Penn State - Blocker 8, Edwards 4, Hoffman 2, Arnette 20, Weidenhammer 8, Fields 17, Rohland 0, Ramsay 0
Totals: FG 21-60; FT 17-23, 59

Memphis St. - Scott 5, Davis 12, Jones 0, McClain 4, Ballard 0, Winn 2, Arnold 12, Fortner 2, Caldwell 18
Totals: FG 23-81; FT 9-19, 55

Halftime: Penn State 33, Memphis St. 19
Rebounds: Penn State 61 (Arnette 22), Memphis State 44 (Arnold, Davis 10)

EAST REGIONAL SEMIFINAL

at Evansville, Ind.

March 11, 1955

Iowa 82, Penn State 53

Iowa - Davis 19, Cain 21, Logan 8, Scheurman 2, Seaberg 13, Johnson 0, Schoof 6, George 7, Ridley 2, Martel 1, Hawthorne 3, Duncan 0
Totals: FG 32-71; FT 18-29, 82

Penn State - Blocker 5, Edwards 0, Hoffman 14, Arnette 11, Weidenhammer 4, Fields 3, Rohland 2, Ramsay 3, Marisa 8, Hartnett 0, Watts 2, Hall 1
Totals: FG 19-72; FT 15-21, 53

Halftime: Iowa 39, Penn State 25
Rebounds: Iowa 42 (Cain 9), Penn State 38 (Arnette 10)

NCAA TOURNAMENT BOX SCORES

EAST REGIONAL CONSOLATION

at Evansville, Ind.

March 12, 1955

Kentucky 84, Penn State 59

Kentucky - Bird 17, Brewer 11, Mills 6,

Burrow 22, Rose 7, Calvert 19, Adkins 2

Totals: FG 35; FT 14-20, 84

Penn State - Weidenhammer 16,

Edwards 4, Hoffman 10, Arnelles 25,

Blocker 1, Rohland 0, Fields 3, Ramsay 0

Totals: FG 20 /; FT 19-25, 59

Halftime: Kentucky 40, Penn State 28

1965

FIRST ROUND EAST REGIONAL

at Philadelphia, Pa. (Palestra)

March 8, 1965

Princeton 60, Penn State 58

Princeton - Bradley 22, Harlow 11,

Brown 0, Rodenbach 12, Walters 6,

Hummer 9

Totals: FG 24-62; FT 12-17, 60

Penn State - Avillion 11, Saunders 6,

Clinton 12, Weiss 13, Reed 16, Mickey 0

Totals: FG 25-69; FT 8-14, 58

Halftime: Princeton 31, Penn State 28

Rebounds: Penn State 44 (Clinton 16),

Princeton 43 (Hummer 13)

1991

FIRST ROUND EAST REGIONAL

at Syracuse, N.Y. (Carrier Dome)

March 15, 1991

Penn State 74, UCLA 69

Penn State - J. Barnes 19, Hayes 16,

Degitz 10, F. Barnes 4, Brown 10,

Jennings 10, Johnson 3, Joyner 0,

Carter 2, Dietz 0

Totals: FG 28-56; FT 15-23, 74

UCLA - Murray 17, Butler 9, MacLean 15,

Martin 5, Madkins 11, Tarver 4, Owens 8

Totals: FG 28-58; FT 11-15, 69

Halftime: UCLA 36, Penn State 32

Rebounds: UCLA 35 (Owens 14),

Penn State 31 (J. Barnes 8)

3FGs: Penn State 3 (Jennings 2, Brown),

UCLA 2 (Madkins, Murray)

SECOND ROUND EAST REGIONAL

at Syracuse, N.Y. (Carrier Dome)

March 17, 1991

E. Michigan 71, Penn State 68, OT

EMU - Hallas 12, C. Thomas 7, Kennedy

21, Ch. Thomas 11, Neely 18, Boykin 0,

Lewis 2, Felder 0, Pearson 0

Totals: FG 23-50; FT 21-26, 71

Penn State - J. Barnes 12, Hayes

12, Degitz 8, F. Barnes 12, Brown 12,

Johnson 6, Dietz 0, Carter 2, Jennings 4

Totals: FG 24-56; FT 14-21, 68

Halftime: Penn State 33, EMU 29

Regulation: EMU 58, Penn State 58.

Rebounds: EMU 35 (Hallas 8), Penn

State 32 (J. Barnes 8)

3FGs: Penn State 6 (F. Barnes 3, Brown

2, Jennings), EMU 4 (Ch. Thomas 2)

1996

FIRST ROUND EAST REGIONAL

at Providence, R.I. (Civic Center)

March 14, 1996

Arkansas 86, Penn State 80

Arkansas - Towns 5, Hood 12, Robinson

15, Reid 21, Bradley 13, L. Williams 2,

Hall 14, Wilson 4, Thompson 0, Davis 0

Totals: FG 28; FT 20-33 86

Penn State - Gaudio 19, Sekunda 4,

Booth 20, Earl 14, Lisicky 17, Metzger 0,

D. Williams 0, McKnight 2, Stephens 1, P.

Williams 3, Rogers 0

Totals: FG 28; FT 17-26, 80.

Halftime: Arkansas 36, Penn State 28

Rebounds: Arkansas 34 (Hood 12),

Penn State 40 (Sekunda 11)

3FGs: Arkansas 10 (Bradley 4), Penn

State 7 (Lisicky 5, Earl 2)

2001

FIRST ROUND SOUTH REGIONAL

at New Orleans, La. (Superdome)

March 16, 2001

Penn State 69, Providence 59

Penn State - Ivory 13, Smith 7, Cline-

Heard 16, Joe Crispin 13, Jon Crispin 11,

Tate 0, Watkins 7, Banta 2, Egekeze 0

Totals: FG 23-52; FT 15-19, 69

Providence - Augustin 3, Maxey 16,

Shabazz 13, Mills 8, Linehan 6, Rogers 2,

Kabba 2, Anrin 0, Douthit 4, Laksa 5

Totals: FG 22-61; FT 12-18, 59

Halftime: Penn State 30, Providence 30

Rebounds: Penn State 32 (Cline-Heard

10), Providence 41 (Shabazz 9)

3FGs: Penn State 8 (Ivory 3, Joe Crispin

3); Providence 3 (Linehan 2)

SECOND ROUND SOUTH REGIONAL

at New Orleans, La. (Superdome)

March 18, 2001

Penn State 82, North Carolina 74

Penn State - Ivory 21, Smith 5, Cline-

Heard 19, Joe Crispin 21, Jon Crispin 5,

Tate 4, Watkins 2, Banta 2, Egekeze 3,

Witkowsky 0

Totals: FG 31-71; FT 13-15, 82

North Carolina - Capel 12, Peppers 21,

Haywood 13, Curry 9, Forte 6, Morrison

1, Owens 0, Boone 0, Lang 12

Totals: FG 30-64; FT 11-14, 74

Halftime: UNC 40, Penn State 39

Rebounds: Penn State 33 (Cline-Heard

1), UNC 44 (Haywood 13)

3FGs: Penn State 7 (Ivory 3, Joe Crispin

3); UNC 3 (Capel 2)

SOUTH REGIONAL SEMIFINAL SWEET 16

at Atlanta, Ga. (Georgia Dome)

March 23, 2001

Temple 84, Penn State 72

Temple - Wesby 14, Hawkins 8, Lyde

13, Greer 21, Wadley 13, Jefferson 15,

Rollerson 0, Thomas 0, Barry 0

Totals: FG 26-59; FT 26-30, 84

Penn State - Ivory 20, Smith 1,

Cline-Heard 18, Joe Crispin 12, Jon

Crispin 6, Tate 0, Krimmel 0, Watkins

12, Chambliss 0, Vossekuil 0, Banta 1,

Egekeze 2, Witkowsky 0

Totals: FG 23-57; FT 13-21, 72

Halftime: Temple 39, Penn State 21

Rebounds: Temple 44 (Lyde 13),

Penn State 27 (Ivory 7)

3FGs: Temple 6 (Wesby 3),

Penn State 13 (Ivory 4, Joe Crispin 4)

2011

FIRST ROUND WEST REGIONAL

at Tucson, Ariz. (McKale Center)

March 17, 2011

Temple 66, Penn State 64

Penn State - Battle 23, Frazier 15,

Jackson 14, Brooks 6, Jones 4, Woodyard 2

Totals: 26-54 FG, 8-19 3PT, 4-6 FT, 64 PTS

Temple - Fernandez 23, Moore 23,

Wyatt 10, Jefferson 7, Allen 3

Totals: 24-49 FG, 5-18 3PT, 13-15 FT, 66 PTS

Halftime: Temple 35, Penn State 33

Rebounds: Temple 28 (Allen 11),

Penn State 26 (Jones 8)

3FGs: Penn State 8 (Battle 5, Jackson 2),

Temple 5 (Fernandez 2, Wyatt 2)

NIT TOURNAMENT HISTORY

- ▶ **Appearances:** 11
- ▶ **Championships:** 2 (2009, 2018)
- ▶ **Record:** 27-9 (.750)
- ▶ **Final:** 3 (2-1); (1998, 2009, 2018)
- ▶ **Semis:** 6 (3-3); (1990, 1995, 1998, 2000, 2009, 2018)
- ▶ **Overtime:** 2-0 (last 2009 vs. George Mason)
- ▶ **5-Point or fewer games:** 12-3

▶ MOST POINTS

PSU: W, 105-103 vs. Siena (2000)
OPP: W, 105-103 vs. Siena (2000)

▶ LARGEST MARGIN OF VICTORY

PSU: 16; 89-73 vs. Murray St. (1989);
 82-66 vs. Utah (2018)
OPP: 21; 73-52 vs. Notre Dame (2000)

▶ CONSECUTIVE WINS: 10 (2018 & 2009)

Last 10: 10-0
Last 5: 5-0

▶ ALL-TOURNAMENT TEAM

1990: James Barnes
 1995: Dan Earl
 1998: Calvin Booth
 2000: Jarrett Stephens, Joe Crispin
 2009: Talor Battle
 Most Outstanding Player
 Jamelle Cornley
 2018: Tony Carr
 Most Outstanding Player
 Lamar Stevens

RECORD BY ROUND

First Round:	7-4
Second Round:	6-1
Quarterfinals:	6-0
Semifinals:	3-3
Final:	2-1
Consolation Game:	3-0

VS. TOURNAMENT OPPONENTS

Alabama	0-1
Baylor	1-0
Canisius	1-0

Dayton	1-0
Florida	1-0
George Mason	1-0
Georgia	1-0
Georgia Tech	1-0
Iowa	1-0
Kent State	1-0
Marquette	2-1
Maryland	1-0
Miami (Fla.)	1-0
Minnesota	0-1
Murray State	1-0
Nebraska	1-0
New Mexico	1-0
NC State	1-0
Notre Dame	2-1
Pittsburgh	0-1
Princeton	1-0
Rhode Island	1-0
Rider	1-0
Rutgers	1-1
San Francisco	0-1
Siena	1-0
Temple	1-0
Utah	1-0
Vanderbilt	0-1

NIT TOURNAMENT RECORDS

▶ CAREER SCORING

1.	147	Jarrett Stephens	1998, 2000
2.	146	Joe Crispin	1998, 2000
3.	124	Pete Lisicky	1995, 98
4.	96	Lamar Stevens	2018
5.	93	Freddie Barnes	1989, 90, 92
6.	89	Titus Ivory	1998, 2000
7.	87	Tony Carr	2018
	87	Ed Fogell	1989, 90
9.	83	DeRon Hayes	1990, 92
10.	82	Talor Battle	2009

▶ GAME SCORING

1.	30	Lamar Stevens	at Marquette, 3/20/2018
2.	28	Lamar Stevens	vs. Utah, 3/29/2018
	28	Jarrett Stephens	vs. NC State, 3/30/2000
	28	Joe Crispin	Siena, 3/20/2000
5.	26	Dan Earl	vs. Marquette, 3/27/1995
	26	Carver Clinton	vs. San Francisco, 3/12/1966
7.	25	Tony Carr	at Marquette, 3/20/2018
8.	24	Tony Carr	at Notre Dame, 3/17/2018
	24	Talor Battle	George Mason, 3/17/2009
	24	Jarrett Stephens	Kent, 3/22/2000

▶ GAME REBOUNDING

1.	17	Frank Brickowski	vs. Alabama ¹ , 3/15/1980
2.	16	Jarrett Stephens	Princeton, 3/15/2000
3.	14	Andrew Jones	vs. Notre Dame, 3/31/2009
4.	12	John Harrar	vs. Utah, 3/29/2018
	12	Travis Parker	Rutgers, 3/14/2006
	12	John Amaechi	at Iowa, 3/23/1995
	12	Jamelle Cornley	at Florida, 3/24/2009
8.	11	Josh Reaves	Temple, 3/14/2018
	11	Glenn Sekunda	vs. Marquette, 3/27/1995
10.	10	Andrew Jones	vs. Rhode Island, 2009
	10	Jamelle Cornley	Rutgers, 3/14/2006
	10	Calvin Booth	at Dayton, 3/16/1998
	10	Jarrett Stephens	Kent, 3/22/2000
	10	Gyasi Cline-Heard	Kent, 3/22/2000
	10	John Amaechi	at Nebraska, 3/21/1995

¹at Birmingham, Ala.

▶ GAME 3-POINT FIELD GOALS

1.	6	Shep Garner	vs. Mississippi State, 3/27/2018
2.	5	Shep Garner	at Marquette, 3/20/2018
	5	Stanley Pringle	at Florida, 3/24/2009
	5	Talor Battle	George Mason, 3/17/2009
	5	Jon Crispin	Siena, 3/20/2000
	5	Dan Earl	vs. Marquette, 3/27/1995
	5	Pete Lisicky	at Dayton, 3/16/1998
	5	Ben Luber	Rutgers, 3/14/2006

BOLD indicates current Mittany Lion.

OPPONENT GAME RECORDS

Scoring:	32, Quincy Douby, Rutgers, 2006
Rebounding:	16, Ryan Perryman, Dayton, 1998
3-Pt Field Goals:	8, Quincy Douby, Rutgers, 2006

NIT TOURNAMENT HISTORY

DATE	OPPONENT (LOCATION)	W/L	SCORE
1966 OVERALL RECORD: 18-6; NIT RECORD: 0-1			
3/12/66	vs. San Francisco (New York, N.Y.)	L	77-89
	<i>Leading PSU scorer: Carver Clinton 26</i>		
1980 OVERALL RECORD: 18-10; NIT RECORD: 0-1			
3/15/80	vs. Alabama (Birmingham, Ala.)	L	49-53
	<i>Leading PSU scorer: Frank Brickowski 16</i>		
1989 OVERALL RECORD: 20-12; NIT RECORD: 1-1			
3/15/89	vs. Murray St. (University Park, Pa.)	W	89-73
	<i>Leading PSU scorer: Bruce Blake 20</i>		
3/20/89	vs. Villanova (Philadelphia, Pa.)	L	67-76
	<i>Leading PSU scorer: Freddie Barnes 16</i>		
1990 OVERALL RECORD: 25-9; NIT RECORD: 4-1			
3/14/90	vs. Marquette (University Park, Pa.)	W	57-54
	<i>Leading PSU scorer: James Barnes 15</i>		
3/19/90	vs. Maryland (University Park, Pa.)	W	80-78
	<i>Leading PSU scorer: Ed Fogell 20</i>		
3/21/90	vs. Rutgers (Piscataway, N.J.)	W	58-55
	<i>Leading PSU scorer: Deron Hayes, Ed Fogell 16</i>		
3/26/90	vs. Vanderbilt (New York, N.Y.)	L	62-75
	<i>Leading PSU scorer: Freddie Barnes 18</i>		
3/28/90	vs. New Mexico (New York, N.Y.)	W (OT)	83-81
	<i>Leading PSU scorer: James Barnes 19</i>		
1992 OVERALL RECORD: 21-8; NIT RECORD: 0-1			
3/18/92	vs. Pittsburgh (University Park, Pa.)	L	65-67
	<i>Leading PSU scorer: Deron Hayes 20</i>		
1995 OVERALL RECORD: 21-11; NIT RECORD: 4-1			
3/15/95	vs. Miami (Fla.) (University Park, Pa.)	W	62-56
	<i>Leading PSU scorer: John Amaechi 21</i>		
3/21/95	vs. Nebraska (Lincoln, Neb.)	W	65-59
	<i>Leading PSU scorer: Rahsaan Carlton 19</i>		
3/23/95	vs. Iowa (Iowa City, Iowa)	W	67-64
	<i>Leading PSU scorer: Rahsaan Carlton 13</i>		
3/27/95	vs. Marquette (New York, N.Y.)	L	79-87
	<i>Leading PSU scorer: Dan Earl 26</i>		
3/29/95	vs. Canisius (New York, N.Y.)	W	66-62
	<i>Leading PSU scorer: John Amaechi, Dan Earl 17</i>		
1998 OVERALL RECORD: 19-13; NIT RECORD: 4-1			
3/11/98	vs. Rider (University Park, Pa.)	W	82-68
	<i>Leading PSU scorer: Pete Lisicky 20</i>		
3/16/98	vs. Dayton (Dayton, Ohio)	W	77-74
	<i>Leading PSU scorer: Pete Lisicky 21</i>		
3/18/98	vs. Georgia Tech (Atlanta, Ga.)	W	75-70
	<i>Leading PSU scorers: Joe Crispin, Pete Lisicky, Greg Grays, 18</i>		
3/24/98	vs. Georgia (New York, N.Y.)	W	66-60
	<i>Leading PSU scorer: Joe Crispin 18</i>		
3/26/98	vs. Minnesota (New York, N.Y.)	L	72-79
	<i>Leading PSU scorer: Calvin Booth, Gyasi Cline-Heard 14</i>		

DATE	OPPONENT (LOCATION)	W/L	SCORE
2000 OVERALL RECORD: 19-16; NIT RECORD: 4-1			
3/15/00	vs. Princeton (University Park, Pa.)	W	55-41
	<i>Leading PSU scorers: Jarrett Stephens, Joe Crispin 11</i>		
3/20/00	vs. Siena (University Park, Pa.)	W	105-103
	<i>Leading PSU scorer: Joe Crispin 28</i>		
3/22/00	vs. Kent (University Park, Pa.)	W	81-74
	<i>Leading PSU scorer: Jarrett Stephens 24</i>		
3/28/00	vs. Notre Dame (New York, N.Y.)	L	52-73
	<i>Leading PSU scorer: Joe Crispin 16</i>		
3/30/00	vs. NC State (New York, N.Y.)	W	74-72
	<i>Leading PSU scorer: Jarrett Stephens 28</i>		
2006 OVERALL RECORD: 15-15; NIT RECORD: 0-1			
3/14/06	vs. Rutgers (University Park, Pa.)	L	71-76
	<i>Leading PSU scorer: Travis Parker 21</i>		
2009 OVERALL RECORD: 27-11; NIT RECORD: 5-0			
3/17/09	vs. George Mason (University Park, Pa.)	W (OT)	77-73
	<i>Leading PSU scorer: Talar Battle, 24</i>		
3/19/09	vs. Rhode Island (University Park, Pa.)	W	83-72
	<i>Leading PSU scorer: Stanley Pringle, 19</i>		
3/24/09	at Florida (Gainesville, Fla.)	W	71-62
	<i>Leading PSU scorer: Jamelle Cornley, 23</i>		
3/31/09	vs. Notre Dame (New York, N.Y.)	W	67-59
	<i>Leading PSU scorer: Talar Battle, 17</i>		
4/2/09	vs. Baylor (New York, N.Y.)	W	69-63
	<i>Leading PSU scorer: Jamelle Cornley, 18</i>		
2018 OVERALL RECORD: 26-13; NIT RECORD: 5-0			
3/14/18	Temple (University Park, Pa.)	W	63-57
	<i>Leading PSU scorer: Josh Reaves, 19</i>		
3/17/18	at Notre Dame (Notre Dame, Ind.)	W	73-63
	<i>Leading PSU scorer: Tony Carr, 24</i>		
3/20/18	at Marquette (Milwaukee, Wis.)	W	85-80
	<i>Leading PSU scorer: Lamar Stevens, 30</i>		
3/27/18	vs. Mississippi State (New York, N.Y.)	W	75-60
	<i>Leading PSU scorer: Tony Carr, 21</i>		
3/29/18	vs. Utah (New York, N.Y.)	W	82-66
	<i>Leading PSU scorer: Lamar Stevens, 28</i>		

NIT FINALISTS BOX SCORES

Penn State has made 11 appearances in the NIT, winning the 2018 and 2009 titles. Box scores included are from the six seasons that concluded in the semifinals or finals at MSG.

1990

FIRST ROUND

March 14, 1990 | University Park, Pa.
Penn State 57, Marquette 54

Marquette - Powell 11, Baldwin 9, Grosse 2, Anglavar 6, Smith 23, Luter 3, Hayes 0, Leurck 0
Totals: FG: 21-49; FT: 8-11, 54

Penn State - Hayes 10, J. Barnes 15, Fogell 13, Brown 4, F. Barnes 5, Jennings 5, Degitz 5, Johnson 0, Ricks 0
Totals: FG: 23-54; FT: 8-10, 57

Halftime: Marquette 32, Penn State 31
Rebs: Penn State 37 (Fogell, Hayes 8), Marquette 25 (Powell 10)

3FGs: Marquette 4 (Anglavar 2, Smith 2), Penn State 3 (Three w/ 1)

SECOND ROUND

March 19, 1990 | University Park, Pa.
Penn State 80, Maryland 78

Maryland - Martin 2, Mustaf 22, Massenb 26, Williams 14, McCoy 7, Anderson 2, Broadnax 2, Lewis 3
Totals: FG 26-53; FT 23-27, 78

Penn State - Hayes 13, Degitz 7, Fogell 20, Brown 12, F. Barnes 14, Jennings 3, Ricks 0, Joyner 3, Johnson 8, Jolley 0
Totals: FG 27-65; FT 21-27, 80

Halftime: Penn State 35, Maryland 35
Rebs: Penn State 39 (Johnson 7), Maryland 35 (Massenb 11)

3FGs: Penn State 5 (F. Barnes 2), Maryland 3 (Williams 2).

QUARTERFINAL

March 21, 1990 | Piscataway, N.J.
Penn State 58, Rutgers 55

Penn State - Brown 8, Ricks 0, F. Barnes 9, Joyner 0, Degitz 9, Hayes 16, Fogell 16, Jennings 0, Johnson 0
Totals: FG 23-51; FT 11-13, 58

Rutgers - Duncan 12, Dadika 0, Jones 7, Duckett 11, Hughes 10, Smith 6, Perry 6, Lumpkin 3
Totals: FG 23-51; FT 6-11, 55

Halftime: Rutgers 34, Penn State 29
Rebs: Rutgers 32 (Duckett 8), Penn State 28 (Hayes 7)

3FGs: Rutgers 3 (Duncan 2), Penn State 1 (F. Barnes)

SEMIFINAL

March 26, 1990
at Madison Square Garden, New York, N.Y.
Vanderbilt 75, Penn State 62

Vanderbilt - Anglin 3, Grant 7, Reid 6, Draud 20, Wilcox 10, Milholland 11, Mayes 5, Wheat 13
Totals: FG 26-48; FT 15-21, 75

Penn State - J. Barnes 12, Hayes 10, Fogell 8, F. Barnes 18, Brown 5, Degitz 2, Joyner 0, Jennings 7, Ricks 0, Henderson 0
Totals: FG 26-61; FT 4-5, 62

Halftime: Vanderbilt 39, Penn State 31
Rebs: Vanderbilt 35 (Grant 11)
Penn State 27 (J. Barnes, Brown 5)

3FGs: Vanderbilt 8 (Draud 5), Penn State 6 (F. Barnes 4)

THIRD-PLACE GAME

March 28, 1990
at Madison Square Garden, New York, N.Y.
Penn State 83, New Mexico 81 (OT)

Penn State - J. Barnes 19, Hayes 14, Fogell 16, F. Barnes 5, Brown 11, Degitz 12, Ricks 0, Jennings 2, Carr 4
Totals: FG 30-59; FT 22-30, 83

New Mexico - McBurrows 0, Miller 17, Longley 17, D. McGee 13, Robbins 15, Banks 19, Griego 0, Sierra 0, Walker 0
Totals: FG 35-65; FT 2-5, 81

Halftime: Penn State 35, New Mexico 35
Regulation: Penn State 70, New Mexico 70
Rebs: New Mexico 35 (Longley 14), Penn State 34 (J. Barnes 7)

3FGs: New Mexico 9 (Banks 3, D. McGee 3, Robbins 3), Penn State 1 (Brown)

1995

FIRST ROUND

March 15, 1995 | University Park, Pa.
Penn State 62, Miami (Fla.) 56

Miami - Fraser 4, Edwards 15, Popa 13, Norris 9, Dunn 5, McCormick 0, Pearson 0, Frazier 1, Rich 6, Rosa 3,
Totals: FG 23-60; FT 5-7, 56

Penn State - Carlton 7, Sekunda 10, Amaechi 21, Earl 7, D. Williams 0, Lisicky 7, Bartram 5, P. Williams 3, Joseph 2,
Totals: FG 17-49; FT 24-29, 62.

Halftime: Miami (Fla.) 33, Penn State 20
Rebs: Miami (Fla.) 40 (Rich 12), Penn State 33 (Amaechi 8)
3FGs: Miami (Fla.) 5 (Edwards 3), Penn State 4 (four w/ 1)

SECOND ROUND

March 21, 1995 | Lincoln, Neb.
Penn State 65, Nebraska 59

Penn State - Carlton 19, Sekunda 2, Amaechi 12, Earl 14, D. Williams 0, Bartram 9, Lisicky 7, Joseph 0, P. Williams 2
Totals: FG 22-52; FT 9-14, 65

Nebraska - Badgett 4, Brooks 8, Moore 15, Strickland 9, Boone 11, Surles 0, Wald 3, Sallee 5, Glock 4
Totals: FG 23-50; FT 11-21, 59

Halftime: Penn State 36, Nebraska 36
Rebs: Penn State 39 (Amaechi 10), Nebraska 29 (Strickland 7)
3FGs: Penn State 12 (Earl 4, Carlton, Bartram 3), Nebraska 2 (Brooks, Wald)

QUARTERFINAL

March 23, 1995 | Iowa City, Iowa
Penn State 67, Iowa 64

Penn State - Carlton 13, Sekunda 4, Amaechi 12, Earl 3, D. Williams 10, Bartram 8, Lisicky 12, P. Williams 3, Joseph 2
Totals: FG 26-58; FT 8-18 67

Iowa - Murray 4, Settles 16, Bartels 8, Woolridge 28, Kingsbury 4, Carter 0, Bowen 0, Gasper 0, Skillet 0, Millard 4
Totals: FG 24-59; FT 11-19, 64

Halftime: Iowa 34, Penn State 31
Rebs: Penn State 50 (Amaechi 12), Iowa 37 (Settles 9)
3FGs: Penn State 7 (Lisicky 4), Iowa 5 (Woolridge 2)

SEMIFINAL

at Madison Square Garden, New York, N.Y.
March 27, 1995
Marquette 87, Penn State 79

Penn State - Carlton 7, Sekunda 6, Amaechi 16, Earl 26, D. Williams 4, Joseph 0, Lisicky 9, P. Williams 2, Bartram 9, Althouse 0
Totals: FG 24-51; FT 20-33, 79

Marquette - Abraham 6, Eford 15, McCaskill 2, Miller 7, Pieper 31, Crawford 5, Joseph 0, Hutchins 21, Streater 0, McCall 0, Gates 0, Harris 0
Totals: FG 25-58; FT 22-35, 87

Halftime: Penn State 36, Marquette 28
Rebs: Penn State 42 (Sekunda 11), Marquette 31 (Abraham, Miller, Pieper 5)
3FGs: Penn State 11 (Earl 5, Lisicky 3), Marquette 15 (Pieper 7, Eford 4).

NIT FINALISTS BOX SCORES

THIRD-PLACE GAME

March 29, 1995
at Madison Square Garden, New York, N.Y.
Penn State 66, Canisius 62

Penn State - Carlton 6, Sekunda 11, Amaechi 17, Earl 17, D. Williams 4, Lisicky 6, P. Williams 4, Bartram 1, Joseph 0

Totals: FG 24-44; FT 13-18, 66

Canisius - Barley 17, Wise 9, Meeks 9, James 11, Moore 3, Collins 2, Thompson 0, Young 11, Frazier 0, Gorman 0

Totals: FG 25-64; FT 6-10, 62

Halftime: Penn State 40, Canisius 29

Rebs: Penn State 34 (Sekunda 8), Canisius 31 (Meeks 9)

3FGs: Penn State 5 (Earl 3, Lisicky 2), Canisius 6 (Young 3)

1998

FIRST ROUND

March 11, 1998 | at University Park, Pa.
Penn State 82, Rider 68

Rider - Lacey 15, Toumou 9, McPeck 4, Finefrock 8, Burston 14, Crawford 7, King 0, Smith 5, Perry 6, Charles 0, McClark 0, Bigos 0, Stansel 0

Totals: FG 27-56; FT 11-17, 68

Penn State - Ivory 8, Jackson 3, Booth 14, Crispin 6, Lisicky 20, Cline-Heard 6, Grays 6, Stephens 19, Stevenson 0, Witkowski 0, Branam 0, Rogowski 0, McGovern 0, Crenshaw 0

Totals: FG 28-57; FT 20-28, 82

Halftime: Penn State 35, Rider 34

Rebs: Penn State 30 (Lisicky 7), Rider 33 (Lacey 10)

3FGs: Penn State 6 (Lisicky 4), Rider 3

SECOND ROUND

March 16, 1998 | Dayton, Ohio
Penn State 77, Dayton 74

Penn State - Jackson 2, Ivory 6, Booth 19, Crispin 7, Lisicky 21, Cline-Heard 4, Grays 2, Stephens 16, Stevenson 0

Totals: FG 33-63; FT 5-11, 77

Dayton - Perryman 21, Turner 11, Ashman 15, Stanley 14, Young 4, Fitz 2, Doliboa 0, Metzler 2, Bami 5, Cooper 0

Totals: FG 28-71; FT 13-17, 74

Halftime: Penn State 33, Dayton 31

Rebs: Penn State 34 (Booth 10), Dayton 46 (Perryman 16)

3FGs: Penn State 6 (Lisicky 5), Dayton 5 (Turner 3)

THIRD ROUND

March 18, 1998 | Atlanta, Ga.
Penn State 75, Georgia Tech 70

Penn State - Ivory 1, Jackson 0, Booth 16, Crispin 18, Lisicky 18, Cline-Heard 0, Grays 18, Stephens 14, Stevenson 0, Witkowski 0

Totals: FG 27-60; FT 15-20, 75

Georgia Tech - Harpring 25, Maddox 9, Jones 7, Glover 14, Spivey 7, Machado 0, Vines 5, Floyd 3

Totals: FG 26-57; FT 12-19, 70

Halftime: Penn State 34, Georgia Tech 26

Rebs: Penn State 28 (Booth 8), Georgia Tech 38 (Jones 13)

3FGs: Penn State 6 (Lisicky 4), Georgia Tech 6 (Harpring 3)

SEMIFINALS

at Madison Square Garden, New York, N.Y.
March 24, 1998
Penn State 66, Georgia 60

Georgia - Jones 23, Chadwick 12, Brown 2, Smith 7, Harrison 6, Oliver 0, Dukes 4, Jones 2, Hall 4, Ransom 0

Totals: FG 22-67; FT 10-17, 60

Penn State - Ivory 11, Jackson 4, Booth 11, Crispin 18, Lisicky 13, Cline-Heard 5, Grays 2, Stephens 2, Stevenson 0

Totals: FG 22-47; FT 16-23, 66

Halftime: Penn State 32, Georgia 28

Rebs: Penn State 39 (Lisicky 7), Georgia 39 (Jones 15)

3FGs: Penn State 6 (Lisicky 3), Georgia 6 (Jones 3)

CHAMPIONSHIP GAME

at Madison Square Garden, New York, N.Y.
March 26, 1998
Minnesota 79, Penn State 72

Minnesota - Jacobson 23, Lewis 19, Sanden 0, Clark 28, Harris 7, Tarver 0, Nathaniel 0, Broxsie 2, Ja. Stanford 0, Schoenrock 0, Je. Stanford 0

Totals: FG 25-57; FT 22-27, 79

Penn State - Ivory 6, Jackson 4, Booth 14, Crispin 10, Lisicky 11, Cline-Heard 14, Grays 8, Witkowski 0, Stevenson 2, Branam 3

Totals: FG 26-61; FT 10-20, 72

Halftime: Minnesota 35, Penn State 30

Rebs: Penn State 38 (Booth 8), Minnesota 37 (Clark 7)

3FGs: Penn State 10 (Lisicky 3), Minnesota 7 (Jacobson 3)

2000

FIRST ROUND

March 15, 2000 | University Park, Pa.
Penn State 55, Princeton 41

Princeton - Chapman 0, Robins 0, Young 16, Gloger 10, El-Nokali 1, Baah 2, Walton 6, Rozier-Byrd 0, Rocca 6

Totals: FG 16-50; FT 8-14, 41

Penn State - Stephens 11, Ivory 9, Jackson 7, Joe Crispin 11, Jon Crispin 9, Krimmel 0, Watkins 0, McGovern 0, Cline-Heard 2, Vossekuil 0, Smith 6, Banta 0

Totals: FG 20-50; FT 7-13, 55

Halftime: Penn State 31, Princeton 15

Rebs: Penn State 40 (Stephens 16), Princeton 30 (Young 11)

3FGs: Penn State 8 (Joe and Jon Crispin, 3 each), Princeton 1

SECOND ROUND

March 20, 2000 | University Park, Pa.
Penn State 105, Siena 103

Siena - Cantamessa 20, Osinski 16, Deters 0, Stewart 8, Faison 27, Karangwa 0, Knapp 19, Buhman 3, Archbold 4, Clinton 2, Taylor 4

Totals: FG 39-75; FT 13-19, 103

Penn State - Stephens 22, Ivory 18, Jackson 4, Joe Crispin 28, Jon Crispin 17, Watkins 0, Cline-Heard 14, Smith 2, Banta 0

Totals: FG 27-46; FT 42-49, 105

Halftime: Siena 50, Penn State 47

Rebs: Penn State 28 (Cline-Heard 7), Siena 33 (Faison 7)

3FGs: Penn State 9 (Jon Crispin 5), Siena 12 (Knapp 5)

THIRD ROUND

March 22, 2000 | University Park, Pa.
Penn State 81, Kent State 74

Kent State - Thomas 18, Massey 8, Whorton 14, Mitchell 15, Huffman 2, Shaw 15, Moore 0, Vaughn 2, Meers 0, Warren 0, Perry 0

Totals: FG 30-61; FT 11-19, 74

Penn State - Stephens 24, Ivory 13, Jackson 2, Joe Crispin 18, Jon Crispin 11, Watkins 0, Cline-Heard 13, Smith 0, Banta 0

Totals: FG 25-54; FT 26-35, 81

Halftime: Kent State 34, Penn State 33

Rebs: Penn State 37 (Stephens, Cline-Heard, 10), Kent State 33 (Massey 10)

3FGs: Penn State 5 (Jon Crispin 3), Kent State 3

NIT FINALISTS BOX SCORES

SEMIFINALS

March 28, 2000

at Madison Square Garden, New York, N.Y.
Notre Dame 73, Penn State 52

Penn State - Ivory 8, Stephens 11, Jackson 0, Joe Crispin 16, Jon Crispin 6, Cline-Heard 10, Smith 1, Watkins 0, Banta 0, Krimmel 0, Vossekuil 0
Totals: FG 18-54; FT 9-15, 52

Notre Dame - Graves 9, Murphy 18, Swanagan 6, Carroll 13, Dillon 4, Monserez 0, Ingelsby 7, Kartelo 4, Macura 12, Thomas 0
Totals: FG 25-47; FT 17-24, 73

Halftime: Notre Dame 38, Penn State 23
Rebs: Penn State 25 (Stephens 9), Notre Dame 38 (Murphy 8).
3FGs: Penn State 7 (Joe Crispin 4), Notre Dame 6

CONSOLATION GAME

at Madison Square Garden, New York, N.Y.
March 30, 2000

Penn State 74, NC State 72

NC State - Inge 18, Wilkins 21, Thornton 6, Gainey 4, Wells 6, Grundy 10, Williams 0, Miller 3, Crawford 4
Totals: FG 26-55; FT 16-18, 72

Penn State - Ivory 9, Stephens 28, Jackson 1, Joe Crispin 14, Jon Crispin 7, Cline-Heard 8, Smith 5, Watkins 2, Witkowsky 0
Totals: FG 28-55; FT 13-16, 74

Halftime: Penn State 37, N.C. State 37
Rebs: Penn State 25 (Cline-Heard 6), N.C. State 34 (Inge 9)
3FGs: Penn State 5 (Joe Crispin 2), N.C. State 4

2009

OPENING ROUND

March 17, 2009 | University Park, Pa.
(2) Penn State 77, (7) George Mason 73 (ot)

George Mason - Monroe 8, Birdsong 0, Smith 12, Long 16, Vaughan 7, Cornelius 12, Morrison 11, Pearson 7
Totals: FG 28-61; FT 9-11, 73

Penn State - Cornley 2, Jackson 4, Jones 11, Pringle 6, Battle 24, Babb 11, Leiner 0, Brooks 13, Morrissey 6, Ott 6
Totals: FG 30-60; FT 6-11, 77

Halftime: George Mason 31, Penn State 38
Rebs: Penn State 34 (Jones 6), George Mason (Morrison 8)
3FGs: Penn State 11 (Battle 5), George Mason 8 (Long 3)

SECOND ROUND

March 19, 2009 | University Park, Pa.
(2) Penn State 83, (6) Rhode Island 72

Rhode Island - Ulmer 8, Seawright 17, Martell 2, Jones 4, Baron 24, Mejia 6, James 6, Cothran 2
Totals: FG 27-62; FT 10-10, 72

Penn State - Jackson 7, Brooks 6, Jones 14, Pringle 19, Battle 16, Babb 13, Morrissey 6, Ott 2
Totals: FG 24-53; FT 27-31, 83

Halftime: Rhode Island 29, Penn State 42
Rebs: Penn State 37 (Jones 10), Rhode Island 26 (Ulmer 8)
3FGs: Penn State 8 (Battle 4), Rhode Island 8 (Baron 6)

QUARTERFINAL

March 24, 2009 | Gainesville, Fla.
(2) Penn State 71, (1) Florida 62

Penn State - Cornley 23, Pringle 15, Jackson 14, Battle 13, Jones 3, Morrissey 3, Brooks 0, Babb 0
Totals: FG 26-54; FT 11-12, 71

Florida - Werner 4, Tyus 15, Walker 16, Hodge 7, Calathes 10, Shipman 6, McClanahan 0, Parsons 4
Totals: FG 25-60; FT 7-9, 62

Halftime: Penn State 33, Florida 32
Rebs: Penn State 37 (Cornley 12), Florida 27 (Tyus 8)
3FGs: Penn State 8 (Pringle 5), Florida 5 (Walker 4)

SEMIFINAL

March 31, 2009

at Madison Square Garden, New York, N.Y.
(2) Penn State 67, (2) Notre Dame 59

Penn State - Cornley 15, Jackson 0, Jones 16, Pringle 10, Battle 17, Babb 2, Brooks 0, Morrissey 7, Ott 0
Totals: FG 25-56; FT 15-24, 67

Notre Dame - Hillesland 2, Harangody 17, Jackson 9, McAlarney 9, Ayers 3, Nash 0, Peoples 8, Scott 3, Zeller 8
Totals: FG 21-63; FT 8-9, 59

Halftime: Penn State 31, Notre Dame 18
Rebs: Penn State 41 (Jones 15), Notre Dame 40 (Harangody 10)
3FGs: Penn State 2 (Battle & Morrissey 1), Notre Dame 9 (Peoples & Zeller 2)

CHAMPIONSHIP

April 2, 2009

at Madison Square Garden, New York, N.Y.
(2) Penn State 69, (3) Baylor 63

Penn State - Cornley 18, Jackson 10, Pringle 10, Jones 6, Battle 12, Babb 0, Brooks 4, Morrissey 9
Totals: FG 22-49; FT 18-28, 69

Baylor - Rogers 12, Lomers 5, Jerrells 14, Dunn 18, Carter 12, Dugat 2, Diene 0, Jones 0
Totals: FG 24-56; FT 5-6, 63

Halftime: Penn State 25, Baylor 29
Rebs: Penn State 36 (Cornley 7), Baylor 29 (Rogers 8)
3FGs: Penn State 7 (Morrissey 3), Baylor 10 (Dunn & Carter 4)

NIT FINALISTS BOX SCORES

2018

OPENING ROUND

March 14, 2018 | University Park, Pa.
(4) Penn State 63, (5) Temple 57

Temple - Alston 15, Brown 14, Rose 11, Enechionya 6, Aflakpui 4, Perry 2, Moore 2, Moorman 2, Pierre-Louis 1.

Totals: FG 24-58; FT 5-14, 57

Penn State - Reaves 19, Bostick 12, Moore 10, Stevens 10, Garner 8, Harrar 2, Carr 2, Buttrick

Totals: FG 18-49; FT 20-30, 63

Halftime: Temple 29, Penn State 24

Rebs: Penn State 38 (Reaves 11), Temple 34 (Aflakpui 12)

3FGs: Penn State 7 (Reaves 4), Temple 4 (Alston 2)

SECOND ROUND

March 17, 2018 | Notre Dame, Ind.
(4) Penn State 73, (1) Notre Dame 63

Penn State - Carr 24, Reaves 18, Garner 15, Stevens 11, Harrar 4, Moore 1

Totals: FG 22-58; FT 20-25, 73

Notre Dame - Gibbs 17, Colson 16, Geben 10, Farrell 9, Torres 6, Pflueger 4, Mooney 1

Totals: FG 23-60; FT 13-17, 63

Halftime: Penn State 28, Notre Dame 23

Rebs: Notre Dame 40 (Colson 9), Penn State 38 (Reaves 9)

3FGs: Penn State 9 (Garner 4), Notre Dame 4 (Gibbs 2)

QUARTERFINAL

March 20, 2018 | Milwaukee, Wis.
(4) Penn State 85, (2) Marquette 80

Penn State - Stevens 30, Carr 25, Garner 19, Moore 4, Harrar 4, Reaves 3

Totals: FG 31-58; FT 17-12, 85

Marquette - Rowsey 29, Howard 21, Hauser 13, Cain 7, Anim 6, John 4,

Totals: 28-61 12-14 80.

Totals: FG 28-61; FT 12-14, 80

Halftime: Penn State 41, Marquette 34

Rebs: Penn State 30 (Harrar 9),

Marquette 29 (John 9)

3FGs: Marquette 12 (Rowsey 6), Penn State 6 (Garner 5)

SEMIFINAL

March 27, 2018
at Madison Square Garden, New York, N.Y.
(4) Penn State 75,
(4) Mississippi State 60

Mississippi State - Carter 19, Ado 13, Holman 10, Peters 7, Q. Weatherspoon 6; N. Weatherspoon 5

Totals: FG 21-53; FT 15-21, 60

Penn State - Carr 21, Garner 18, Stevens 17, Reaves 9, Moore 6, Wheeler 2, Harrar 2

Totals: FG 29-59; FT 6-10, 75

Halftime: Penn State 42, Miss. State 23

Rebs: Miss. State 35 (Ado 8), Penn State 33 (Stevens 8)

3FGs: Penn State 11 (Garner 6), Miss. State 3 (Carter, Peters, N. Weatherspoon 1)

CHAMPIONSHIP

March 29, 2018
at Madison Square Garden, New York, N.Y.
(4) Penn State 82, (2) Utah 66

Penn State - Stevens 28, Reaves 18, Carr 15, Garner 8, Harrar 7, Moore 6, Totals 32-58 9-11 82.

Totals: FG 32-58; FT 9-11, 82

Utah - Barefield 22, Bibbins 15; Rawson 11, Johnson 8, Tillman 6, Collette 4

Totals: FG 25-58; FT 6-9, 66

Halftime: Penn State 39, Utah 34

Rebs: Utah 34 (Tillman 6),

Penn State 27 (Harrar 12)

3FGs: Penn State 10 (Stevens 4), Utah 9 (Barefield 6)

BIG TEN TOURNAMENT HISTORY

- ▶ **Tournaments:** 24 [^]
- ▶ **Record:** 17-24
- ▶ **Final:** 1 (0-1): (2011)
- ▶ **Semis:** 4 (1-3);
(2000, 2001, 2011, 2018)
- ▶ **Overtime:** 2 (1-1);
(2017-W, 2019-L)
- ▶ **5-Point or less games:** 7-7
*Last: 3/10/2022 vs. Ohio State,
(W, 71-68)*

▶ MOST POINTS

PSU: L, 94-84 vs. Illinois (2000)
OPP: L, 94-84 vs. Illinois (2000)
L, 94-74 vs. Iowa (2001)

▶ LARGEST MARGIN OF VICTORY

PSU: 14; 66-51 vs. Indiana (2009)
OPP: 28; 77-49 vs. Indiana (2003)

▶ CONSECUTIVE WINS: 3 (2011)

Last 10: 5-5 **Last 5:** 3-2

▶ ALL-TOURNAMENT TEAM

2000: Jarrett Stephens, F; Joe Crispin, G
2001: Joe Crispin, G
2011: Talor Battle, G
2015: D.J. Newbill, G
2018: Tony Carr, G

TOURNAMENT SEEDS

1998:	#7
1999:	#9
2000:	#9
2001:	#7
2002:	#11
2003:	#11
2004:	#11
2005:	#11
2006:	#8
2007:	#11
2008:	#7
2009:	#6
2010:	#11
2011:	#6
2012:	#12
2013:	#12
2014:	#10
2015:	#13
2016:	#10
2017:	#13
2018:	#7
2019:	#10
2020:	[^] #6
2021:	#11
2022:	#11

RECORD VS. OPPONENTS IN TOURNAY

*Record versus opponents in Big Ten
Tournament listed on page 160.*

RECORD BY SEED

No. 6 [^]	4-2
No. 7	4-4
No. 8	1-1
No. 9	2-2
No. 10	0-3
No. 11	3-8
No. 12	0-2
No. 13	3-2

RECORD BY ROUND

First Round:	9-12
Second Round: *	3-4
Quarterfinals:	4-4
Semifinals:	1-3
Final:	0-1

[^]Tournament was canceled after
first-round games in 2020 due to COVID-19
pandemic.

*Additional round added in 2015.

TOURNAMENT RESULTS

DATE	OPPONENT (LOCATION)	W/L	SCORE
1998 UNITED CENTER, CHICAGO			
3/5/98	#7 Penn State vs. #10 Wisconsin	L	51-52
<i>Leading PSU scorer: Pete Lisicky, 15</i>			
1999 UNITED CENTER, CHICAGO			
3/4/99	#9 Penn State vs. #8 Northwestern	L	44-54
<i>Leading PSU scorer: Joe Crispin, 18</i>			
2000 UNITED CENTER, CHICAGO - SEMIFINAL			
3/9/00	#9 Penn State vs. #8 Michigan	W	76-66
<i>Leading PSU scorer: Joe Crispin, 22</i>			
3/10/00	#9 Penn State vs. #1 Ohio State	W	71-66
<i>Leading PSU scorer: Jarrett Stephens, 21</i>			
3/11/00	#9 Penn State vs. #4 Illinois	L	84-94
<i>Leading PSU scorer: Jarrett Stephens, 24</i>			
2001 UNITED CENTER, CHICAGO - SEMIFINAL			
3/8/01	#7 Penn State vs. #10 Michigan	W	82-80
<i>Leading PSU scorer: Gyasi Cline-Heard, 24</i>			
3/9/01	#7 Penn State vs. #2 Michigan St.	W	65-63
<i>Leading PSU scorer: Joe Crispin, 22</i>			
3/10/01	#7 Penn State vs. #6 Iowa	L	74-94
<i>Leading PSU scorer: Gyasi Cline-Heard, 26</i>			

DATE	OPPONENT (LOCATION)	W/L	SCORE
2002 CONSECO FIELDHOUSE, INDIANAPOLIS			
3/7/02	#11 Penn State vs. #6 Minnesota	L	60-84
<i>Leading PSU scorer: Sharif Chambliss, 16</i>			
2003 UNITED CENTER, CHICAGO			
3/13/03	#11 Penn State vs. #6 Indiana	L	49-77
<i>Leading PSU scorer: Brandon Watkins, 17</i>			
2004 CONSECO FIELDHOUSE, INDIANAPOLIS			
3/11/04	#11 Penn State vs. #6 Northwestern	L	52-57
<i>Leading PSU scorers: Aaron Johnson, Marlon Smith, 14</i>			
2005 UNITED CENTER, CHICAGO			
3/10/05	#11 Penn State vs. #6 Ohio State	L	69-72
<i>Leading PSU scorer: Travis Parker, 21</i>			
2006 CONSECO FIELDHOUSE, INDIANAPOLIS			
3/9/06	#8 Penn State vs. #9 Northwestern	W	68-55
<i>Leading PSU scorer: Geary Claxton, 17</i>			
3/10/06	#8 Penn State vs. #1 Ohio State	L	56-63
<i>Leading PSU scorer: Janelle Cornley, 18</i>			
2007 UNITED CENTER, CHICAGO			
3/8/07	#11 Penn State vs. #6 Illinois	L	60-66
<i>Leading PSU scorer: Mike Walker, 22</i>			

BIG TEN TOURNAMENT HISTORY

2008 CONSECO FIELDHOUSE, INDIANAPOLIS

3/8/08 #7 Penn State vs. #10 Illinois L 63-64
Leading PSU scorer: Tolor Battle, 17

2009 CONSECO FIELDHOUSE, INDIANAPOLIS

3/12/09 #6 Penn State vs. #11 Indiana W 66-51

Leading PSU scorer: Jamelle Cornley, 22

3/13/09 #6 Penn State vs. #3 Purdue L 65-79

Leading PSU scorer: Jamelle Cornley, 20

2010 CONSECO FIELDHOUSE, INDIANAPOLIS

3/11/10 #11 Penn State vs. #6 Minnesota L 55-76

Leading PSU scorer: Four with 10

2011 CONSECO FIELDHOUSE, INDIANAPOLIS FINAL

3/10/11 #6 Penn State vs. #11 Indiana W 61-55

Leading PSU scorer: Jeff Brooks, 15

3/11/11 #6 Penn State vs. #3 Wisconsin W 36-33

Leading PSU scorer: Tolor Battle, 9

3/12/11 #6 Penn State vs. #7 Michigan State W 61-48

Leading PSU scorer: Tolor Battle, 25

BIG TEN CHAMPIONSHIP GAME

3/13/11 #6 Penn State vs. #1 Ohio State L 60-71

Leading PSU scorer: Tolor Battle, 24

2012 CONSECO FIELDHOUSE, INDIANAPOLIS

3/8/12 #12 Penn State vs. #5 Indiana L 58-75

Leading PSU scorer: Tim Frazier, 26

2013 UNITED CENTER, CHICAGO

3/4/13 #12 Penn State vs. #5 Michigan L 66-83

Leading PSU scorer: D.J. Newbill, 30

2014 CONSECO FIELDHOUSE, INDIANAPOLIS

3/9/14 #10 Penn State vs. #7 Minnesota L 56-63

Leading PSU scorer: D.J. Newbill, 16

2015 UNITED CENTER, CHICAGO - SEMIFINAL

3/11/15 #13 Penn State vs. #12 Nebraska W 68-65

Leading PSU scorer: D.J. Newbill, 26

3/12/15 #13 Penn State vs. #5 Iowa W 67-58

Leading PSU scorer: D.J. Newbill, 18

3/13/15 #13 Penn State vs. #4 Purdue L 59-64

Leading PSU scorer: D.J. Newbill, 19

2016 BANKERS LIFE FIELDHOUSE, INDIANAPOLIS

3/10/16 #10 Penn State vs. #7 Ohio State L 75-79

Leading PSU scorer: Shep Garner, 25

2017 VERIZON CENTER, WASHINGTON

3/8/17 #13 Penn State vs. #12 Nebraska W (OT) 76-67

Leading PSU scorer: Mike Watkins, 18

3/9/17 #13 Penn State vs. #5 Michigan St. L 51-78

Leading PSU scorer: Tony Carr, Lamar Stevens, 16

2018 MADISON SQUARE GARDEN, NEW YORK - SEMIFINAL

With the move to MSG for 2018, the Big Ten Conference Tournament was played one week earlier (Feb. 28-March 4) than the usual dates.

3/1/18 #7 Penn State vs. #12 Nebraska W 65-57

Leading PSU scorer: Tony Carr, 25

3/2/18 #7 Penn State vs. #2 Ohio State W 69-68

Leading PSU scorer: Tony Carr, 25

3/3/18 #7 Penn State vs. #3 Purdue L 70-78

Leading PSU scorer: Shep Garner, 33

2019 UNITED CENTER, CHICAGO

3/14/19 #10 Penn State vs. #7 Minnesota L (OT) 72-77

Leading PSU scorer: Lamar Stevens, 24

2020 BANKERS LIFE FIELDHOUSE, INDIANAPOLIS

3/12/20 #6 Penn State vs. #11 Indiana

Event canceled March 12 morning after first-round games.

2021 LUCAS OIL STADIUM, INDIANAPOLIS

3/10/21 #11 Penn State vs. #14 Nebraska W 72-66

Leading PSU scorer: Jamari Wheeler, 19

3/11/21 #11 Penn State vs. #6 Wisconsin L 74-75

Leading PSU scorer: Sam Sessoms, 18

2022 GAINBRIDGE FIELDHOUSE, INDIANAPOLIS

3/9/22 #11 Penn State vs. #14 Minnesota W 60-51

Leading PSU scorer: Jalen Pickett, 22

3/10/22 #11 Penn State vs. #6 Ohio State W 71-68

Leading PSU scorer: Sam Sessoms, 18

3/11/22 #11 Penn State vs. #3 Purdue L 61-69

Leading PSU scorer: Jalen Pickett, 16

PENN STATE RECORDS IN BIG TOURNAMENT

INDIVIDUAL - GAME

- ▶ **Points:** 33, Shep Garner, vs. Purdue, 3/3/18
 - ▶ **Rebounds:** 14, John Harrar, vs. Nebraska, 3/10/21
 - ▶ **Offensive Rebounds:** 6, John Harrar vs. Purdue, 3/11/22; Jeff Brooks, vs. Illinois, 3/8/08
 - ▶ **Defensive Rebounds:** 10, John Harrar, vs. Nebraska, 3/10/21
 - ▶ **Assists:** 11, Joe Crispin, vs. Illinois, 3/11/00
 - ▶ **Blocks:** **8, Mike Watkins, vs. Nebraska, 3/8/17
 - ▶ **Steals:** 5, Tim Frazier, vs. Indiana, 3/8/12
 - ▶ **Field Goals:** 10, D.J. Newbill, vs. Michigan, 3/4/13; Jarrett Stephens, vs. Ohio State, 3/10/00
 - ▶ **Field Goal Attempts:** 25, Lamar Stevens vs. Minnesota (OT), 3/4/19; 24, Tim Frazier, vs. Indiana, 3/8/12
 - ▶ **3-Pt Field Goals:** 7 **, Mike Walker, vs. Illinois, 3/8/07
 - ▶ **3-Pt Field Goal Att:** 14**, Joe Crispin, vs. Northwestern, 3/4/99
 - ▶ **Free Throws:** 12, Gyasi Cline-Heard, vs. Iowa, 3/10/01
 - ▶ **Free Throw Attempts:** 14, Gyasi Cline-Heard, vs. Iowa, 3/10/01
- ** Big Ten Tournament Record*

INDIVIDUAL - CAREER

- ▶ **Games Played:** 9, John Harrar (2018-22), Shep Garner (2015-18), Julian Moore (2015-18)
- ▶ **Points:** 135, Shep Garner, 9 games (2015-18)
- ▶ **Rebounds:** 72, John Harrar, 9 games (2018-22)
- ▶ **Offensive Rebounds:** 29, John Harrar, 9 games (2018-22)
- ▶ **Defensive Rebounds:** 43, John Harrar, 9 games (2018-22)
- ▶ **Assists:** 40, Joe Crispin, 8 games (1998-2001)
- ▶ **Blocks:** 11, Mike Watkins, 3 games, 2017 & 2019 (10 blocks in 2017, 1 block in 2019)
- ▶ **Steals:** 16, Titus Ivory, 8 games
- ▶ **Field Goals:** 39, Shep Garner, 9 games (2015-18); D.J. Newbill, 5 games (2013-15)
- ▶ **Field Goal Attempts:** 107, Talor Battle, 8 games (2008-11)
- ▶ **3-Pt Field Goals:** 29, Shep Garner, 9 games (2015-18)
- ▶ **3-Pt Field Goal Attempts:** 70, Shep Garner, 9 games (2015-18)
- ▶ **Free Throws:** 32, Gyasi Cline-Heard, 8 games (1998-2001)
- ▶ **Free Throw Attempts:** 48, Gyasi Cline-Heard, 8 games (1998-2001)

TEAM - GAME

- ▶ **Points:** 84, vs. Illinois, 3/11/00
- ▶ **Points/fewest:** 36 (won), vs. Wisconsin, 3/11/11
- ▶ **Points/in a half:** 49 (2nd), vs. Nebraska, 3/10/21
- ▶ **Rebounds:** 45, vs. Nebraska (OT), 3/8/17 regulation: 43, vs. Nebraska, 3/10/21
- ▶ **Offensive Rebounds:** 18, vs. Illinois, 3/13/08
- ▶ **Defensive Rebounds:** 34, vs. Nebraska (OT), 3/8/17 regulation: 30, vs. Minnesota, 3/10/22; 30, vs. Michigan State, 3/12/11
- ▶ **Assists:** 22, vs. Michigan, 3/9/00
- ▶ **Blocks:** 16**, vs. Nebraska, 3/11/15
- ▶ **Steals:** 15, vs. Illinois, 3/11/02
- ▶ **Fouls:** 29, vs. Iowa, 3/10/01
- ▶ **Turnovers/most:** 26, vs. Northwestern, 3/11/04
- ▶ **Turnovers/fewest:** 5, vs. Northwestern, 3/1/18; vs. Wisconsin, 3/11/11
- ▶ **Field Goals:** 30, vs. Minnesota (OT), 3/14/19 regulation: 29, vs. Michigan, 3/4/13
- ▶ **Field Goal Attempts:** 71, vs. Minnesota (OT), 3/14/19 regulation: 64, vs. Ohio State, 3/10/06
- ▶ **Field Goal %:** .519, vs. Ohio State, 3/10/00
- ▶ **3-Pt Field Goals:** 13, vs. Northwestern, 3/1/18
- ▶ **3-Pt Field Goal Attempts:** 29, vs. Northwestern, 3/1/18
- ▶ **3-Pt Field Goal Pct:** .474, (9-19) vs. Ohio State, 3/2/18
- ▶ **Free Throws:** 26, vs. Iowa, 3/10/01
- ▶ **Free Throw Attempts:** 30, vs. Iowa, 3/10/01
- ▶ **Free Throw %:** .867 (26-30), vs. Iowa, 3/10/01

*** Big Ten Tournament Record*

TEAM - TOURNAMENT

- ▶ **Points:** 231, 2000 (3 games)
- ▶ **Rebounds:** 139, 2011 (4 games)
- ▶ **Offensive Rebounds:** 48, 2011 (4 games)
- ▶ **Defensive Rebounds:** 91, 2011 (4 games)
- ▶ **Assists:** 58, 2000 (3 games)
- ▶ **Blocks:** 20, 2015 (3 games)
- ▶ **Steals:** 32, 2000 (3 games)
- ▶ **Fouls:** 70, 2015 (3 games)
- ▶ **Turnovers/most:** 41, 2000 (3 games)
- ▶ **Turnovers/fewest:** (Min. 2 games): 18, 2006 (Min. 3 games): 22, 2018
- ▶ **Field Goals:** 84, 2011 (4 games)
- ▶ **Field Goal Attempts:** 200, 2011 (4 games)
- ▶ **Field Goal %:** (Min. 2 games): .479, 2000
- ▶ **3-Pt Field Goals:** 30, 2018 (3 games)
- ▶ **3-Pt Field Goal Attempts:** 75, 2011 (4 games)
- ▶ **3-Pt Field Goal %:** (Min. 2 games): .429, 2018 (3 games)
- ▶ **Free Throws:** 62, 2001 (3 games)
- ▶ **Free Throw Attempts:** 75, 2001 (3 games)
- ▶ **Free Throw Percentage:** (min. 2 games): .826, 2001

BIG TEN TOURNAMENT STAT LEADERS

BIG TEN TOURNAMENT RECORDS

► CAREER SCORING

1.	135	Shep Garner (T-7 on B1G list)	2015, 16, 17, 18
2.	127	Joe Crispin (#10 on B1G list)	1998, 99, 2000, 01
3.	116	Talor Battle	2008, 09, 10, 11
4.	99	D.J. Newbill	2013, 14, 15
5.	96	Gyasi Cline-Heard	1998, 99, 2000, 01
6.	93	Lamar Stevens	2017, 18, 19
	93	Titus Ivory	1998, 99, 2000, 01
8.	89	Tony Carr	2017, 18
9.	70	Sam Sessoms	2021, 22
	70	Tim Frazier	2010, 11, 12

► TOURNAMENT SCORING

1.	71	Talor Battle (T-9 on B1G list)	2011
2.	63	D.J. Newbill	2015
3.	62	Tony Carr	2018
4.	61	Jeff Brooks	2011
5.	60	Gyasi Cline-Heard	2001
6.	58	Shep Garner	2018
7.	55	Joe Crispin	2000
	55	Jarrett Stephens	2000
9.	54	JALEN PICKETT	2022

► GAME SCORING

1.	33	Shep Garner (T-3 on B1G list)	vs. Purdue, 3/3/18
2.	26	D.J. Newbill	vs. Nebraska, 3/11/15
	26	Tim Frazier	vs. Indiana, 3/8/12
	26	Gyasi Cline-Heard	vs. Iowa, 3/10/01
5.	25	Tony Carr	vs. Ohio State, 3/2/18
	25	Tony Carr	vs. Northwestern, 3/1/18
	25	Shep Garner	vs. Ohio State, 3/10/16
	25	Talor Battle	vs. Michigan State, 3/12/11
9.	24	Lamar Stevens	vs. Minnesota (OT), 3/14/19
	24	Talor Battle	vs. Ohio State, 3/13/11
	24	Gyasi Cline-Heard	vs. Michigan, 3/8/01
	24	Jarrett Stephens	vs. Illinois, 3/11/00

► CAREER 3-PT FIELD GOALS

1.	20	Joe Crispin (8 gms)	1998, 99, 2000, 01
2.	19	Talor Battle	2008, 09, 10, 11
3.	13	Shep Garner	2015, 16, 17, 18
	13	Titus Ivory	1998, 99, 2000, 01
5.	12	Tony Carr (5 gms)	2017, 18
	12	Mike Walker	2005, 06, 07

► TOURNAMENT 3-PT FIELD GOALS

1.	14	Talor Battle (T-2 on B1G list)	2011
2.	13	Shep Garner (5 on B1G list)	2018
3.	11	Tony Carr	2018
4.	8	Joe Crispin	2001
5.	7	Shep Garner	2015
	7	Mike Walker	2007
	7	Titus Ivory	2001
	7	Jon Crispin	2000

► GAME 3-PT FIELD GOALS

1.	7	Mike Walker (T-2 B1G list)	vs. Illinois, 3/8/07
2.	6	Shep Garner	vs. Purdue, 3/3/18
	6	Tony Carr	vs. Northwestern, 3/1/18
	6	Talor Battle	vs. Michigan State, 3/12/11
	6	Joe Crispin	vs. Northwestern, 3/4/99
6.	5	Shep Garner	vs. Nebraska, 3/11/15

► CAREER REBOUNDING

1.	72	John Harrar	2018, 19, 21, 22
2.	51	Jeff Brooks	2008, 09, 10, 11
3.	44	Geary Claxton	2005, 06, 07
4.	43	Ross Travis	2012, 13, 14, 15
5.	41	Gyasi Cline-Heard	1998, 99, 2000, 01

► TOURNAMENT REBOUNDING

1.	33	John Harrar	2022
2.	32	Jeff Brooks	2011
3.	26	Jarrett Stephens	2000
4.	24	John Harrar	2021
5.	22	Geary Claxton	2006

► GAME REBOUNDING

1.	14	John Harrar	vs. Nebraska, 3/10/21
2.	13	Geary Claxton	vs. Ohio State, 3/10/05
	13	Aaron Johnson	vs. Northwestern, 3/11/04
4.	12	John Harrar	vs. Purdue, 3/11/22
	12	John Harrar	vs. Minnesota, 3/9/22
	12	Geary Claxton	vs. Ohio State, 3/10/06
	12	Jarrett Stephens	vs. Ohio State, 3/10/00
	12	Calvin Booth	vs. Northwestern, 3/4/99
9.	11	Mike Watkins	vs. Nebraska (OT), 3/8/17
	11	Ross Travis	vs. Michigan, 3/4/13
	11	Jan Jagla	vs. Northwestern, 3/11/04

► CAREER ASSISTS

1.	40	Joe Crispin	1998, 99, 2000, 01
2.	27	Talor Battle	2008, 09, 10, 11
3.	22	Tony Carr	2017, 18

► TOURNAMENT ASSISTS

1.	27	Joe Crispin (T-3 on B1G list)	2000
----	----	-------------------------------	------

► GAME ASSISTS

1.	11	Joe Crispin (T-2 on B1G list)	vs. Illinois, 3/11/00
2.	10	Jarrett Stephens	vs. Michigan, 3/9/00
3.	9	Ben Luber	vs. Ohio State, 3/10/06
	9	Joe Crispin	vs. Michigan, 3/9/00
5.	8	Titus Ivory	vs. Michigan, 3/8/01
6.	7	Jermaine Marshall	vs. Michigan, 3/4/13
	7	Joe Crispin	vs. Ohio State, 3/10/00
8.	6	JALEN PICKETT	vs. Purdue, 3/11/22
	6	Tony Carr	vs. Nebraska (OT), 3/8/17
	6	Tim Frazier	vs. Michigan State, 3/12/11
	6	Talor Battle	vs. Indiana, 3/12/09
	6	Ben Luber	vs. Ohio State, 3/10/05
	6	Ben Luber	vs. Northwestern, 3/11/04

BOLD indicates current Nittany Lion.

OPPONENT GAME RECORDS

Scoring:	30, Reggie Evans, Iowa, 2001
Rebounding:	18, Reggie Evans, Iowa, 2001
Assists:	10, Rich McBride, Illinois, 2007

BRYCE JORDAN CENTER ATTENDANCE




THE ARMORY

1897-1928
32 Seasons • 185-16



REC HALL

1929-1996
68 1/2 Seasons • 516-184
Return to Rec: 2-1 (included above)



BRYCE JORDAN CENTER

1996-PRESENT
26 1/2 Seasons • 266-156

► Top Home Game Attendances (All Games)

	Total	Opponent	Date	Venue
1.	15,472	Purdue	2/1/1997	BJC
2.	15,464	Indiana	1/26/1997	BJC
3.	15,455	Ohio State	3/1/1997	BJC
4.	15,435	Ohio State	2/27/1999	BJC
5.	15,420	Indiana	1/8/2000	BJC
6.	15,403	Ohio State	3/1/2011	BJC
7.	15,389	Northwestern	2/15/1997	BJC
8.	15,377	Michigan St.	2/24/2001	BJC
9.	15,355	Indiana	1/31/1999	BJC
10.	15,261	Minnesota	2/8/2020	BJC

► BJC - Average Attendance

	Average	Season	Att.	Games
1.	13,145	1996-97	197,179	15
2.	10,917	1995-96	152,838	14
3.	10,635	1998-99	148,891	14
4.	10,588	2000-01	148,231	14
5.	9,723	1997-98	136,123	14
6.	9,350	1999-2000	158,956	17
7.	9,190	2019-20	156,235	17
8.	9,046	2018-19	135,690	15
9.	8,512	2021-22	127,683	15
10.	8,150	2009-10	130,402	16

► Season - Total Attendance

	Total	Season	Games
1.	197,179	1996-97	15
2.	160,399	2008-09	20
3.	158,956	1999-2000	17
4.	156,235	2019-20	17
5.	152,838	1995-96	14
6.	151,785	2006-07	19
7.	148,891	1998-99	14
8.	148,231	2000-01	14
9.	136,745	2017-18	19
10.	136,693	2007-08	17

► BJC - Year-By-Year Attendance

Season	Average	Attendance	Games
1995-96	*14,823	118,589	8
1996-97	13,145	197,179	15
1997-98	9,723	136,123	14
1998-99	10,635	148,891	14
1999-2000	9,350	158,956	17
2000-01	10,588	148,231	14
2001-02	8,140	113,964	14
2002-03	6,902	110,437	16
2003-04	7,614	106,596	14
2004-05	7,990	111,860	14
2005-06	6,830	122,946	18
2006-07	7,989	151,785	19
2007-08	8,041	136,693	17
2008-09	8,020	160,399	20
2009-10	8,150	130,402	16
2010-11	7,457	134,221	18
2011-12	6,937	117,933	17
2012-13	7,672	130,432	17
2013-14**	6,261	106,437	17
2014-15	8,044	128,701	16
2015-16**	7,255	94,315	13
2016-17	6,992	111,868	16
2017-18	7,197	136,745	19
2018-19	9,046	135,690	15
2019-20	9,190	156,235	17
2020-21^	249	2,982	12
2021-22	8,512	127,683	15

*10,917 season average, six games in Rec Hall ** Game(s) played at Rec Hall not included.

^ Attendance limited to teams and families only due to COVID-19 pandemic

► Rec Hall - Top Attendances (Basketball Only)

	Total	Opponent	Score	Date
1.	8,600	Virginia	93-68	12/5/1973
2.	8,495	Syracuse	72-85	12/15/1979
3.	8,475	Marquette	60-73	2/2/1978
4.	8,157	DePaul	61-78	12/12/1984
5.	8,100	Syracuse	80-79	2/28/1966

► Rec Hall - Average Attendance

	Average	Season	Att.	Games
1.	6,666	1994-95	106,648	16
2.	6,461	1993-94	90,458	14
3.	6,119	1992-93	79,545	13
4.	6,095	1965-66	54,850	9
5.	5,873	1990-91	82,217	14

BRYCE JORDAN CENTER RECORDS

BJC FAST FACTS

Opened: Jan. 11, 1996
HD video board: Fall 2011
Diamond vision LED ribbons: Fall 2008
Record In BJC: 266-156 (26.5 seasons)
Capacity (Basketball): 15,261
Capacity (Other): 16,000+
First Game: Minnesota, 1/11/1996 (76-51)
50th Win: Kent St. (NIT), 3/22/2000 (81-74)
100th Win: Hartford, 12/6/2006 (56-55)
150th Win: Michigan State, 1/8/2011 (66-62)
200th Win: Iowa, 2/17/2016 (79-75)
250th Win: VMI, 11/28/2020 (86-65)
Cost: \$55 Million
Size: 370,000-square-feet
Named For: Dr. Bryce Jordan, the 14th President of Penn State (1983-90)
Longest Win Streak: 14 games (1/11/1996 vs. Minnesota through 12/27/1996 vs. BYU)
First Loss: vs. Iowa, 1/4/1997 (69-57)

TOP SEASON WIN MARKS IN BJC

1.	17-3	2008-09
2.	15-4	2017-18
3.	14-3	2019-20
4.	13-4	2007-08
	13-4	1999-2000
	13-5	2010-11
7.	12-2	1997-98
8.	11-7	2005-06
9.	11-8	2006-07
10.	10-4	2000-01
	10-5	2021-22

TOP SEASON WIN PERCENTAGES

1.	1.000 (8-0)	1995-96
2.	.857 (12-2)	1997-98
3.	.850 (17-3)	2008-09
4.	.824 (14-3)	2019-20
5.	.789 (15-4)	2017-18
6.	.765 (13-4)	2007-08
	.765 (13-4)	1999-2000
8.	.722 (13-5)	2010-11
9.	.714 (10-4)	2000-01
10.	.692 (9-4)	2015-16

TOP-10 JORDAN CENTER CROWDS

ATT.	OPPONENT/DATE
15,472	vs. Purdue, 2/1/1997
15,464	vs. Indiana, 1/26/1997
15,455	vs. Ohio State, 3/1/1997
15,435	vs. Ohio State, 2/27/1999
15,420	vs. Indiana, 1/8/2000
15,403	vs. Ohio State, 3/1/2011
15,389	vs. Northwestern, 2/15/1997
15,377	vs. Michigan State, 2/24/2001
15,355	vs. Indiana, 1/31/1999
15,261	vs. Minnesota, 2/8/2020

INDIVIDUAL - GAME

- ▶ **Points:** 39, Chris Clemons (Campbell), 11/10/2017; Penn State: 37, D.J. Newbill vs. Purdue (OT), 1/17/2015
- ▶ **Field Goals:** 14, Lamar Stevens vs. Northwestern, 1/5/2018
- ▶ **Field Goal Attempts:** 30, Tony Carr vs. Minnesota (ot), 1/15/2018;
- ▶ **Opp. Field Goal Attempts:** 27, Will Solomon (Clemson), 12/1/1999
- ▶ **Field Goal Pct:** 1.000 (7-7), John Harrar vs. Youngstown State, 11/10/2021, 1.000 (6-6); John Harrar vs. Miami (Fla.), 12/1/2021
- ▶ **Opp. Field Goal Pct:** 1.000, (10-10), Roger Powell, Jr. (Illinois), 2/16/2005
- ▶ **3-Pt Field Goals:** 10, Jon Diebler (Ohio State), 3/1/2011
- ▶ **3-Pt Field Goal Attempts:** 17, Roderick Wilmont (Indiana), 1/13/2007
- ▶ **3-Pt Field Goal Pct (min. 5 att.):** 1.000 (5-5), Pete Lisicky, vs. Purdue, 2/21/1998 76.9 (10-13); Jon Diebler (Ohio State), 3/1/2011
- ▶ **Free Throws:** 15, Joe Crispin vs. Siena, 3/20/2000
- ▶ **Free Throw Attempts:** 19, Oliver Hanlan vs. Boston College, 11/28/2012
- ▶ **Free Throw Percentage:** (min 8 att.) 1.000, (14-14), Joe Crispin vs. Minnesota, 1/10/98; 1.000 (9-9) Izaiah Brockington vs. Northwestern, 1/23/2021; 1.000 (9-9) Tony Carr vs. Fairleigh Dickinson, 11/12/2017; 1.000 (8-8), Lamar Stevens vs. Ohio State, 1/18/2020; 1.000 (8-8), Lamar Stevens vs. North Florida, 11/9/2018; 1.000 (8-8), Shavon Shields vs. Nebraska, 1/19/2013
- ▶ **Rebounds:** 21, Aaron Johnson vs. Northwestern, 1/22/2005
- ▶ **Assists:** 12, Daniel Horton (Michigan), 2/1/06; Austin Parkinson (Purdue), 2/4/2004
- ▶ **Steals:** 7, Stanley Pringle, vs. St. Francis, 11/12/2007; Dan Earl, vs. Bucknell, 12/21/1998; Titus Ivory vs. Michigan, 2/7/2001; David Hawkins, Temple, 12/11/2002
- ▶ **Blocks:** 10, Calvin Booth vs. George Mason, 12/18/1998
- ▶ **Turnovers:** 10, Joe Crispin, vs. Siena, 3/20/2000

TEAM - GAME

- ▶ **Games Played/Season:** 20, 2008-09
- ▶ **Points:** 129, Penn State vs. VMI, 12/30/2006
- ▶ **Opponent Points:** 111, VMI, 12/30/2006
- ▶ **Combined Points:** 240, Penn State (129) vs. VMI (111), 12/30/2006
- ▶ **Points/Half:** 67 (2nd), Penn State vs. VMI, 12/30/2006
- ▶ **Field Goals:** 45, Penn State vs. VMI, 12/30/2006
- ▶ **Field Goal Attempts:** 88, Indiana, 1/31/1999
- ▶ **Field Goal Percentage:** 68.0 (34-50), Penn State vs. Northwestern, 1/22/1998
- ▶ **3-Pt Field Goals:** 19, VMI, 12/30/2006
- ▶ **3-Pt Field Goal Attempts:** 54, VMI, 12/30/2006
- ▶ **3-Pt Field Goal Percentage:** 75.0 (9-12), Penn State vs. St. Francis (Pa.), 12/18/2005; 66.7 (16-24), Indiana vs. Penn State, 1/8/2012
- ▶ **Free Throws:** 42, Penn State vs. Siena, 3/20/2000
- ▶ **Free Throw Attempts:** 52, VMI, 12/30/2006
- ▶ **Free Throw Percentage:** 1.000 (14-14), Penn State vs. Illinois, 1/11/2011; 1.000 (16-16), Nebraska, 1/19/2013
- ▶ **Rebounds:** 53, Penn State vs. Iowa (20T), 1/31/2022; 53, Penn State vs. VMI, 12/30/2006
- ▶ **Assists:** 36, Penn State vs. VMI, 12/30/2006
- ▶ **Steals:** 18, Penn State vs. VMI, 11/28/2020 Penn State vs. Fairleigh Dickinson, 11/12/2017
- ▶ **Blocks:** 14, Indiana, 1/8/2000
- ▶ **Turnovers:** 31, Fairleigh Dickinson, 11/12/2017
- ▶ **Fouls:** 37, VMI, 12/30/2006

INDIVIDUAL RECORDS

CAREER

Games: 146, John Harrar, 2017-22
Games Started: 135, Lamar Stevens, 2016-20 (consecutive, every game in which he played)
Minutes: 4,799, Talor Battle, 2007-11
Points: 2,213, Talor Battle, 2007-11
Scoring Avg: 21.0, Jesse Arnelle, 1952-55
Field Goals: 801, Lamar Stevens, 2016-20
Field Goal Att: 1,841, Lamar Stevens, 2016-20
FG %: 59.7, Mike Watkins, 2016-20
3-Pt Field Goals: 336, Shep Garner, 2014-18
3-Pt FG Att: 930, Talor Battle, 2007-11
3-Pt FG %: 43.7 (108-247), Stanley Pringle, 2007-09
Free Throws: 662, Jesse Arnelle, 1952-55
Free Throw Att: 992, Jesse Arnelle, 1952-55
FT %: 88.7 (126-142), Sharif Chambliss, 2001-03
Free Throws/Consec: 39, Pete Lisicky, 1998
Rebounds: 1,238, Jesse Arnelle, 1952-55
Rebound Avg: 12.1, Jesse Arnelle, 1952-55
Assists: 641, Tim Frazier, 2010-14
Steals: 252, Ron Brown, 1972-74
Blocks: 428, Calvin Booth, 1995-99
Personal Fouls: 372, Ed Fogell, 1986-90
Disqualifications: 25, Steve Kuhn, 1977-80

SEASON

Games: 39, Shep Garner, 2018; Lamar Stevens, 2018; Jamari Wheeler, 2018
Games Started:
 39, Shep Garner, 2018; Lamar Stevens, 2018
Minutes: 1,422, Talor Battle, 2009
Points: 731, Jesse Arnelle, 1955
Scoring Average: 26.1, Jesse Arnelle, 1955
Field Goals: 260, Jarrett Stephens, 2000
Field Goal Att: 600, Tony Carr, 2018
FG %: 68.5 (146-213), Mike Watkins, 2018
3-Pt Field Goals: 120, Shep Garner, 2018
3-Pt Field Goal Att: 303, Joe Crispin, 2001
3-Pt FG %: 49.5 (45-91), Tony Ward, 1987
Free Throws: 243, Jesse Arnelle, 1955
Free Throw Att: 346, Jesse Arnelle, 1955
FT %: 95.9 (94-98), Craig Collins, 1985
Free Throws/Consec: 39, Pete Lisicky, 1998
Rebounds: 428, Jesse Arnelle, 1955
Rebound Avg: 15.3, Jesse Arnelle, 1955
Assists: 198, Tim Frazier, 2012
Steals: 97, Ron Brown, 1976
Blocks: 140, Calvin Booth, 1998
Personal Fouls: 110, Steve Kuhn, 1978
Disqualifications: 12, Bob Ramsay, 1956

GAME

Points: 46, Gene Harris vs. Holy Cross (Quaker City Tournament), 12/28/1961
Points/Half: 30, Jesse Arnelle vs. Bucknell, 1/5/1955, (1st); Carver Clinton vs. West Virginia, 2/16/1966 (1st)
Points/second half: 28, Talor Battle at Virginia, 11/30/2009
Field Goals: 20, Jesse Arnelle vs. Bucknell, 1/5/1955
Field Goal Att: 37, Gene Harris vs. Holy Cross, 12/28/1961
Field Goal %: (min 14 att.): 86.7 (13-15), Pete Lisicky vs. Penn, 12/9/1995 (min. 10 att.): 90.0 (9-10), Ed Fogell at George Washington, 3/2/1988; Mike Watkins vs. Iowa (9-10), 2/3/2018; Mike Watkins vs. Cornell (9-10), 12/29/2019 (min. 8 att.): 100.0 (8-8), Steve Kuhn vs. Indiana (Pa.), 12/2/1979
3-Pt Field Goals: 9, Pete Lisicky vs. Penn, 12/9/1995
3-Pt Field Goal Att: 15, Joe Crispin vs. Kentucky, 11/25/2000
3-Pt FG % (min. 5 att.): 100.0 (5-5), Tony Ward at Vermont, 12/13/1986; Tony Ward vs. St. Joseph's, 3/1/1987; Pete Lisicky vs. Purdue, 2/21/1998
Free Throws: 22, Bill Mullan at Pittsburgh, 2/28/1920
Free Throw Att: 34, Frank Wolf at Pittsburgh, 2/28/1919
Free Throws/Consec: 20, Bill Mullan at Pittsburgh, 2/28/1920
FT %: (min. 10 made): 100.0 (14-14), Joe Crispin vs. Minnesota, 1/10/1998
Rebounds: 27, Jesse Arnelle at Temple, 1/29/1955
Rebounds/Half: 19, Paul Mickey vs. Rutgers, 3/6/1965 (2nd)
Steals: 8, Tom Doaty at West Virginia, 2/18/1970; Monroe Brown at Rhode Island, 1/3/1991
Assists: 15, Tom Doaty vs. Syracuse, 1/29/1975
Blocks: 10, Calvin Booth vs. George Mason; 12/8/1997 vs. Dayton, 3/16/1998

CLASS RECORDS

► SENIOR OR SENIOR+*

Games: 39, Shep Garner, 2018
Points: 731, Jesse Arnelle, 1955
FGs: 260, Jarrett Stephens, 2000
FG Att: 540, D.J. Newbill, 2015
FG%: 64.0 (126-197), John Harrar, 2022
FTs: 243, Jesse Arnelle, 1955
FT Att: 346, Jesse Arnelle, 1955
FT%: 95.9 (94-98), Craig Collins, 1985
Consec. FTs: 39, Pete Lisicky, 1998
Rbds: 428, Jesse Arnelle, 1955
Rbd Avg: 15.3, Jesse Arnelle, 1955
Assists: 182, Tim Frazier, 2014
Blocks: 95, Calvin Booth, 1999
Steals: 97, Ron Brown, 1974

► JUNIOR

Games: 35, Joe Crispin, 2000
Points: 649, Joe Crispin, 2000
FGs: 230, Lamar Stevens, 2019
FG Att: 545, Lamar Stevens, 2019
FG%: 64.0 (165-258), Jarrett Stephens, 1998
FTs: 181, Joe Crispin, 2000
FT Att: 245, John Amaechi, 1994
FT%: 90.1(64-71), Sharif Chambliss, 2003
Consec. FTs: 33, Pete Lisicky, 1997
Rbds: 297, Aaron Johnson, 2005
Rbd Avg: 11.9, Jesse Arnelle, 1954
Assists: 198, Tim Frazier, 2012
Blocks: 140, Calvin Booth, 1998
Steals: 82, Monroe Brown, 1991

► SOPHOMORE

Games: 39, Lamar Stevens, 2018
Points: 725, Tony Carr, 2018
FGs: 245, Tony Carr, 2018
FG Att: 600, Tony Carr, 2018
FG%: 65.8 (146-213), Mike Watkins, 2018
FTs: 147, Tony Carr, 2018; Talor Battle, 2009
FT Att: 210, Talor Battle, 2009
FT%: 90.5, (57-63), Joe Crispin, 1999
Consec. FTs: 25, Scott Wolz, 1980
Rbds: 271, Jesse Arnelle, 1953
Rbd Avg: 11.3, Jesse Arnelle, 1953
Assists: 189, Talor Battle, 2009
Blocks: 92, Calvin Booth, 1997
Steals: 75, Ron Brown, 1975

► FRESHMAN

Games: 39, Jamari Wheeler, 2018
Points: 492, Jesse Arnelle, 1952
FGs: 184, Jesse Arnelle, 1952
FG Att: 374, Tony Carr, 2017
FG%: 60.2 (56-93), Phil Williams, 1994
FTs: 124, Jesse Arnelle, 1952
FT Att: 217, Jesse Arnelle, 1952
FT%: 29-31 (93.6), Mike Collins, 1986
Consec. FTs: 23, Joe Crispin, 1998
Rbds: 267, Mike Watkins, 2017
Rbd Avg: 9.8, Jesse Arnelle, 1952
Assists: 139, Tony Carr, 2017
Blocks: 101, Calvin Booth, 1996
Steals: 52, Jamari Wheeler, 2018

*Senior+ added due to extra year of eligibility granted by NCAA due to COVID-19 pandemic

INDIVIDUAL RECORDS BY CATEGORY

Points

Career: 2,213, Tolor Battle, 2008-11

Season: 731, Jesse Arnelle, 1954-55

Senior: 731, Jesse Arnelle, 1954-55

Junior: 649, Joe Crispin, 1999-2000

Sophomore: 725, Tony Carr, 2017-18

Freshman: 492, Jesse Arnelle, 1951-52

Game: 46, Gene Harris, vs. Holy Cross, 12/28/1961

(at Quaker City Tournament)

B1G Game: 37, D.J. Newbill at Purdue, 1/17/2015

Half: 30, Carver Clinton, West Virginia, 2/16/1966 (1H)

Jesse Arnelle, Bucknell, 1/5/1955 (1H)

Second Half: 28, Tolor Battle at Virginia, 11/30/2009

Scoring Average

Career: 21.0, Jesse Arnelle, 1952-55

Season: 26.1, Jesse Arnelle, 1954-55

Senior: 26.1, Jesse Arnelle, 1954-55

Junior: 21.7, Earl Hoffman, 1962-63

Sophomore: 21.3, Mark DuMars, 1959-60

Freshman: 18.9, Jesse Arnelle, 1951-52

Most Field Goals Made

Career: 801, Lamar Stevens, 2016-20

Season: 260, Jarrett Stephens, 1999-2000

Senior: 260, Jarrett Stephens, 1999-2000

Junior: 230, Lamar Stevens, 2018-19

Sophomore: 245, Tony Carr, 2017-18

Freshman: 184, Jesse Arnelle, 1951-52

Game: 20, Jesse Arnelle, vs. Bucknell, 1/5/1955

B1G Game: 15, Jarrett Stephens, at Michigan, 2/19/2000

Most Field Goals Attempted

Career: 1,841, Lamar Stevens, 2016-20

Season: 600, Tony Carr, 2017-18

Senior: 540, D.J. Newbill, 2014-15

Junior: 545, Lamar Stevens, 2018-19

Sophomore: 600, Tony Carr, 2017-18

Freshman: 374, Tony Carr, 2016-17

Game: 37, Gene Harris, vs. Holy Cross, 12/28/1961

(at Quaker City Tournament)

B1G Game: 30, Tony Carr, vs. Minnesota (ot), 1/15/2018

regulation; 27, Lamar Stevens at Indiana, 2/23/2020

Best Field Goal Percentage

Career (min. 200 attempts): 59.7 (483-809), Mike Watkins, 2016-20

Season (min. 100 attempts): 68.5 (146-213), Mike Watkins, 2017-18

Senior or Senior+*: 64.0, (126-197), John Harrar, 2022

Junior: 64.0 (165-258), Jarrett Stephens, 1998

Sophomore: 68.5 (146-213), Mike Watkins, 2018

Freshman: 60.2(56-93), Phil Williams, 1994

B1G Game (min. 7 attempts):

1.000 (8-8), Mike Watkins, at Iowa, 3/5/2017

(min. 10 attempts): 90.0 (9-10), Mike Watkins vs. Cornell, 12/29/2019

Mike Watkins vs. Iowa, 2/3/2018

Jarrett Stephens vs. Purdue, 2/1/1997

Jarrett Stephens, vs. Minnesota, 2/5/1997

Most 3-Pt. Field Goals Made

Career: 336, Shep Garner, 2014-18

Season: 120, Shep Garner, 2017-18

Senior: 120, Shep Garner, 2017-18

Junior: 89, Sharif Chambliss, 2002-03, Pete Lisicky 1996-97

Sophomore: 99, Sharif Chambliss, 2001-02

Freshman: 68, Jon Crispin, 1999-00, Pete Lisicky, 1994-95

Game: 9, Pete Lisicky, vs. Penn, 12/9/1995

(Atlantic City Convention Center, Atlantic City, N.J.)

B1G Game: 7, Billy Oliver vs. Purdue, 1/5/2012;

Tolor Battle vs. Minnesota, 2/17/2011;

Tolor Battle vs. Wisconsin, 2/20/2011;

Tolor Battle vs. Michigan St., 2/13/2010;

Tolor Battle vs. Northwestern, 12/31/2008;

Pete Lisicky vs. Indiana, 1/27/1996;

Pete Lisicky vs. Northwestern, 2/28/1996;

Joe Crispin vs. Ohio State, 2/27/1999

Most 3-Pt. Field Goals Attempted

Career: 930, Tolor Battle, 2008-11

Season: 303, Joe Crispin, 2000-01

Senior: 303, Joe Crispin, 2000-01

Junior: 234, Joe Crispin, 1999-2000

Sophomore: 271, Tolor Battle, 2008-09

Freshman: 183, Marlon Smith, 2003-04

Game: 15, Joe Crispin at Kentucky, 11/25/2000

B1G Game: 14, Shep Garner vs. Ohio State, 2/28/2017;

Tolor Battle vs. Minnesota, 2/17/2011;

Pete Lisicky vs. Michigan St., 1/15/1997;

Pete Lisicky vs. Michigan, 1/28/1997;

Joe Crispin vs. Ohio State, 2/27/1999;

Sharif Chambliss vs. Illinois, 1/24/2003

Best 3-Pt. Field Goal Percentage

Career (min. 100 attempts):

43.7 (108-247), Stanley Pringle, 2007-09

Season (min. 25 made):

49.5 (45-91), Tony Ward, 1986-87

Senior: 45.3, (72-159), Stanley Pringle, 2008-09

Junior: 49.5 (45-91), Tony Ward, 1986-87

Sophomore: 47.1 (89-189), Pete Lisicky, 1995-96

Freshman: 39.3 (68-173), Pete Lisicky, 1994-95

Game (min. 5 attempts): 100.0 (5-5),

Tony Ward at Vermont, 12/13/1996;

Tony Ward vs. St. Joseph's, 3/1/1987;

Pete Lisicky vs. Purdue, 2/21/1998

B1G Game (min. 5 attempts): 1.000 (5-5),

Pete Lisicky vs. Purdue, 2/21/1998

* Senior+ added due to extra year of eligibility granted by NCAA due to COVID-19 pandemic

INDIVIDUAL RECORDS BY CATEGORY

Free Throws

Career: 662, Jesse Arnelles, 1952-55

Season: 243, Jesse Arnelles, 1954-55

Senior: 243, Jesse Arnelles, 1954-55

Junior: 181, Joe Crispin, 1999-2000

Sophomore: 147, Tony Carr, 2017-18; Talor Battle, 2008-09

Freshman: 142, Jesse Arnelles, 1952-53

Game: 22, Bill Mullan at Pittsburgh, 2/28/1920

B1G Game: 14, Lamar Stevens vs. Purdue (ot), 1/31/19; Joe Crispin vs. Minnesota, 1/10/98; John Amaechi vs. Iowa, 2/23/1994

Free Throws Attempted

Career: 992, Jesse Arnelles, 1952-55

Season: 346, Jesse Arnelles, 1954-55

Senior: 346, Jesse Arnelles, 1954-55

Junior: 245, John Amaechi, 1993-94

Sophomore: 210, Talor Battle, 2008-09

Freshman: 217, Jesse Arnelles, 1951-52

Game: 34, Frank Wolf at Pittsburgh, 2/28/1919

B1G Game: 20, John Amaechi vs. Iowa, 2/23/1994

Free Throw Percentage

Career: 88.7% (126-142), Sharif Chambliss, 2001-03

Season: 95.9% (94-98), Craig Collins, 1984-85

Senior: 95.9% (94-98), Craig Collins, 1984-85

Junior: 90.1% (64-71), Sharif Chambliss, 2002-03

Sophomore: 90.5% (57-63), Joe Crispin, 1998-99

Freshman: 93.6% (29-31), Mike Collins, 1985-86

Game (min. 10 made): 100.00, (14-14)

Joe Crispin vs. Minnesota, 1/10/1998

B1G Game (min. 10 made): 100.00, (14-14)

Joe Crispin vs. Minnesota, 1/10/1998

Rebounds

Career: 1,238, Jesse Arnelles, 1952-55

Season: 428, Jesse Arnelles, 1954-55

Senior: 428, Jesse Arnelles, 1954-55

Junior: 297, Aaron Johnson, 2004-05

Sophomore: 271, Jesse Arnelles, 1952-53

Freshman: 267, Mike Watkins, 2016-17

Game: 27, Jesse Arnelles at Temple, 1/29/1955

B1G Game: 21, Aaron Johnson vs. Northwestern, 1/22/2005

Rebound Average

Career: 12.1, Jesse Arnelles, 1952-55

Season: 15.3, Jesse Arnelles, 1954-55

Senior: 15.3, Jesse Arnelles, 1954-55

Junior: 11.9, Jesse Arnelles, 1954-55

Sophomore: 11.3, Jesse Arnelles, 1952-53

Freshman: 9.8, Jesse Arnelles, 1951-52

Assists

Career: 641, Tim Frazier, 2010-14

Season: 198, Tim Frazier, 2011-12

Senior: 182, Tim Frazier, 2013-14

Junior: 198, Tim Frazier, 2011-12

Sophomore: 189, Talor Battle, 2008-09

Freshman: 139, Tony Carr, 2016-17

Game: 15, Tom Doaty, vs. Syracuse, 1/29/1975

B1G Game: 14, Tony Carr, at Indiana (3ot), 2/1/2017; regulation: 12, Dan Earl at Iowa, 3/2/1996

Blocks

Career: 428, Calvin Booth, 1995-99

Season: 140, Calvin Booth, 1997-98

Senior: 95, Calvin Booth, 1998-99

Junior: 140, Calvin Booth, 1997-98

Sophomore: 92, Calvin Booth, 1996-97

Freshman: 101, Calvin Booth, 1995-96

Game: 10, Calvin Booth, vs. George Mason, 12/8/1997;

Calvin Booth vs. Dayton, 3/16/1998 (part of a triple double)

B1G Game: 8, Calvin Booth, vs. Northwestern, 1/22/1998;

Calvin Booth vs. Indiana, 1/31/1999

Steals

Career: 252, Ron Brown, 1972-74

Season: 97, Ron Brown, 1973-74

Senior: 97, Ron Brown, 1973-74

Junior: 82, Monroe Brown, 1990-91

Sophomore: 75, Ron Brown, 1971-72

Freshman: 52, Jamari Wheeler, 2017-18

Game: 8, Tom Doaty at West Virginia, 2/18/1970;

Monroe Brown at Rhode Island, 1/3/1991

B1G Game: 7, Josh Reaves at Nebraska, 2/25/2018

Games Played / Games Started

Games Played

Career: 146, John Harrar, 2017-22

Season: 39, Shep Garner, 2017-18; Lamar Stevens, 2017-18; Jamari Wheeler, 2017-18

Senior: 39, Shep Garner, 2017-18

Junior: 35, Joe Crispin, 1999-2000

Sophomore: 39, Lamar Stevens, 2017-18

Freshman: 39, Jamari Wheeler, 2017-18

Games Started

Career: 135, Lamar Stevens, 2016-20

(consecutive, every game contested during his career)

Season: 39, Shep Garner, 2017-18; Lamar Stevens, 2017-18

Minutes

Career: 4,799, Talor Battle, 2007-11

Season: 1,422, Talor Battle, 2009

Personal Fouls / Disqualifications

Personal Fouls

Season: 110, Steve Kuhn, 1977-78

Career: 372, Ed Fogell, 1986-90

Disqualifications

Season: 25, Steve Kuhn, 1977-80

TEAM RECORDS

SEASON

Games: 39, 2018
Wins: 27, 2009
Win %: 92.9 (13-1), 1923 (min. 10 gms)
83.3 (20-4), 1965 (min. 20 gms)
Win %/Low: 20.0 (3-12), 1931 (min. 10 gms)
18.5 (5-22), 1984 (min. 20 gms)
Win Streak/Season: 15, 1952
Win Streak/Two Seasons: 17, 1924-25
Losses: 23, 2004
Losing Streak/Season: 16, 1984
Losing Streak/Two Seasons: 17, 1984-85

POINTS

Points: 2,915, 2018 (39 gms)
Points/Low: 1,241, 1950 (23 gms)
100+ Point Games: 3, 1955
90+ Point Games: 7, 1955 & 1989
Scoring Average: 78.7, 1955
Scoring Average/Low: 53.7, 1952

FIELD GOALS

Field Goals: 1,057 (39 gms), 2018
Field Goals/Low: 434, 1958 (19 gms)
Field Goal Atts: 2,292, 2018
Field Goal Atts/Low: 1,287, 1968
Field Goal %: 50.1 (731-1437), 1981
FG%/Low: 37.3 (598-605), 1962
3-PT Field Goals: 294, 2018
3-PT FG Attempts: 780, 2009
3-PT FG Percentage: 41.5, 1983

FREE THROWS

Free Throws: 644, 1991
Free Throws/Low: 274, 2022
Free Throws Atts: 885, 1956
Free Throws Atts/Low: 373, 2022
Free Throw %: 76.4 (587-768), 2001
FT %/Low: 59.4 (355-598), 1951

REBOUNDS

Rebounds: 1,386 (39 gms), 2018
Rebounds/Low: 742, 1959 (20 gms)
Rebound Average: 50.4, 1960
Rebound Average/Low: 28.5, 1979

FOULS

Personal Fouls: 752, 1953
Personal Fouls/Low: 337, 1958; 1968
Disqualifications: 39, 1979
Disqualifications/Low: 4, 1975

STEALS

Steals: 282 (39 gms), 2018
Steals/Low: 141, 2004

BLOCKS

Blocked Shots: 193, 2018
Blocked Shots/Low: 33, 1985

ASSISTS/TURNOVERS

Assists: 541 (39 gms) 2018
Assists/Low: 304, 1971 (22 gms)
Turnovers: 536 (35 gms), 2000
Turnovers/Low: 285 (25 gms), 2021

SINGLE GAME

POINTS

Points: 129 vs. VMI, 12/30/2006
Points/Half: 69 (2nd) vs. Rutgers, 12/14/1955
Points/Half (Low; since 1960): 7 at Army, 2/5/1966
Points/Combined: 240 vs. VMI 12/30/2006 (PSU 129, VMI 111)
Points/In Loss: 102 at Indiana, 2/1/2017 (30T)

SCORING MARGINS

Victory Margin: 58 vs. Ithaca 1/17/1953 (PSU 105, Ithaca 47)
Losing Margin: 53 at Navy, 12/4/1985 (Navy 103, PSU 50)

FIELD GOALS

Field Goals: 49 vs. Muhlenberg, 12/12/1977
Fewest FGs: 7, vs. Pittsburgh, 3/1/1952
Field Goal Atts: 105 vs. Gettysburg, 1/12/1953
Field Goal Att/Combined: 177 at Duke, 1/5/1965
Field Goal Percentage: 69.6 (32-46) vs. Army, 2/17/1979
Field Goal %/Half: 90.0 (18-20, 2nd) vs. Army, 2/17/1979
Field Goal %/Low: 20.51 (16-78) vs. Syracuse, 1/16/1957

3-POINT FIELD GOALS

3-Pt Field Goals: 15, vs. Purdue (22 att.), 2/7/2001;
15 vs. Hartford (25 att.), 11/20/2008;
15 vs. Cornell (34 att.), 11/22/2021
3-Pt Field Goal Atts: 38 (12 made) vs. LSU, 11/26/2021
3-Pt Field Goal % (min 10 made):
78.6 (11-14) at Ohio State, 1/25/2018
(min 7 made): 85.7 (6-7) at Massachusetts, 2/23/1989

FREE THROWS

Free Throws: 42, vs. Siena, 3/20/2000
Free Throw Atts: 53 vs. Duquesne, 1/12/1991
Free Throw Atts/Combined: 96 vs. Lehigh, 2/6/1956
Free Throw Atts/Low: 0 vs. Lock Haven, 1900
vs. Lock Haven, 1/16/1903; vs. Temple, 2/6/1974
Free Throw Atts/Low, Combined: 0 vs. Lock Haven, 1900
Free Throw %: 100.0 (16-16) at Villanova, 1/25/1978, 100.0 (5-5), at Alabama 12/21/2018

REBOUNDS

Rebounds: 71 vs. Cornell, 12/4/1971
Rebound Margin: +39 (67-28) vs. Loyola (Md.), 1/26/1981

STEALS/ASSISTS/BLOCKS

Steals: 19 vs. Indiana (Pa.), 12/1/1982
Assists: 36 vs. VMI, 12/30/2006
Blocks: 16 vs. Nebraska, 3/11/2015

FOULS

Personal Fouls: 39 at Alaska, 11/25/1978; at Duquesne, 1/10/1983
Personal Fouls/Combined: 68 at Alaska, 11/25/1978
Personal Fouls/Low: 0 vs. Lock Haven, 1900
Personal Fouls/Low, Combined: 0 vs. Lock Haven, 1900

OVERTIME

► **Overtime Periods:** 5 vs. Temple, 2/14/45 (Temple 63, PSU 60)
► **All-time overtime record:** 62-71-1
10T: 52-57-1 **20T:** 7-11 **30T:** 3-2 **40T:** 0-0 **50T:** 0-1

PENN STATE RECORDS IN BIG GAMES

PENN STATE – PLAYERS

- ▶ **Points:** 37, D.J. Newbill vs. Purdue, 1/17/15
- ▶ **Field Goals:** 15, Jarrett Stephens at Michigan, 2/19/00
- ▶ **Field Goal Attempts:**
30, Tony Carr vs. Minnesota (OT), 1/15/18;
regulation: 27, Lamar Stevens at Indiana, 2/23/20
- ▶ **Field Goal Percentage (Min. 7 att.):**
1.000 (8-8), Mike Watkins at Iowa, 3/5/17;
90.0 (9-10), Mike Watkins vs. Iowa, 2/3/18;
Jarrett Stephens vs. Purdue, 2/1/97;
Jarrett Stephens vs. Minnesota, 2/5/97
- ▶ **Field Goal Percentage (Min. 10 att.):** 90.0 (9-10)
Mike Watkins vs. Iowa, 2/3/18;
Jarrett Stephens vs. Purdue, 2/1/97;
Jarrett Stephens vs. Minnesota, 2/5/97
- ▶ **3-Pt Field Goals:** 7, Billy Oliver vs. Purdue, 1/5/12;
Talor Battle vs. Minnesota, 2/17/11;
Talor Battle vs. Wisconsin, 2/20/11;
Talor Battle vs. Michigan State, 2/13/10;
Talor Battle vs. Northwestern, 12/31/08;
Talor Battle vs. Michigan (B10), 3/11/08;
Mike Walker vs. Illinois (B10), 3/8/07;
Pete Lisicky vs. Indiana, 1/27/96;
Pete Lisicky vs. Northwestern, 2/28/96;
Joe Crispin vs. Ohio State, 2/27/99
- ▶ **3-Pt Field Goal Atts:** 14, Shep Garner vs. Ohio State, 2/28/17;
Talor Battle vs. Minnesota, 2/17/11;
Pete Lisicky vs. Michigan State, 1/15/97;
Pete Lisicky vs. Michigan, 1/28/97;
Joe Crispin vs. Ohio State, 2/27/99;
Joe Crispin vs. Northwestern, 3/4/99;
Sharif Chambliss vs. Illinois, 1/24/03
- ▶ **Free Throws:** 14, Lamar Stevens vs. Purdue (OT), 1/31/19;
Joe Crispin vs. Minnesota, 1/10/98;
John Amaechi vs. Iowa, 2/23/94;
- ▶ **Free Throw Attempts:** 20, John Amaechi vs. Iowa, 2/23/94
- ▶ **Free Throw % (Min. 10 attempts):** multiple at 100%, highest
100.0 (14-14), Joe Crispin vs. Minnesota, 1/10/98
- ▶ **Offensive Rebounds:** 10, John Harrar at Purdue, 1/17/21
- ▶ **Total Rebounds:** 21, Aaron Johnson vs. Northwestern, 1/22/05
- ▶ **Assists:** 14, Tony Carr at Indiana (3OT), 2/1/17
regulation: 12, Dan Earl at Iowa, 2/3/96
- ▶ **Steals:** 7, Josh Reaves at Nebraska, 2/25/18
- ▶ **Blocks:** 8, Calvin Booth vs. Northwestern, 1/22/98;
Calvin Booth vs. Indiana, 1/31/99

PENN STATE – TEAM

- ▶ **Points:** 102, at Indiana, 2/1/17 (3ot)
98, vs. Illinois, 1/31/01 (ot)
98, vs. Ohio State, 2/27/99 (ot)
95, vs. Nebraska, 2/19/19 (regulation)
- ▶ **Points/Half:** 63 (2nd) vs. Ohio State, 2/16/98
- ▶ **Fewest Points Allowed:** 32 at Northwestern, 3/6/14
- ▶ **Field Goals:** 37 at Indiana (3ot), 2/1/17
regulation: 36 at Northwestern, 2/22/95
- ▶ **Field Goal Attempts:** 82 at Purdue, 1/17/21
- ▶ **Field Goal %:** 68.0 (34-50) vs. Northwestern, 1/22/98
- ▶ **Lowest FG % Allowed:** 28.0 (14-50) at Indiana, 1/5/02
- ▶ **3-Pt Field Goals:** 15 vs. Purdue, 2/17/01
- ▶ **3-Pt Field Goal Attempts:** 39 at Purdue, 1/17/21
- ▶ **Free Throws:** 34 vs. Minnesota, 1/15/94;
at Michigan, 3/8/95
- ▶ **Free Throw Attempts:** 49 vs. Minnesota, 1/15/94
- ▶ **Free Throw % (Min. 10 att):** 1.000 (14-14), vs. Illinois, 1/11/11
- ▶ **Offensive Rebounds:** 27 at Iowa, 1/24/07
- ▶ **Total Rebounds:** Overtime: 53 vs. Iowa (2OT), 1/31/22
Regulation: 49 at Purdue, 1/17/21;
at Nebraska, 2/1/20
- ▶ **Assists:** 26 at Northwestern, 2/22/95
- ▶ **Steals:** 16 vs. Northwestern, 1/13/01
- ▶ **Blocks:** 13 vs. Wisconsin, 12/4/17

OPPONENT RECORDS

OVERALL GAMES

INDIVIDUAL

- **Points:** 51, Eric Riggins, at Rutgers, 2/21/87 (overtime); 45, Wil Robinson, at West Virginia, 2/24/71 (regulation)
- **Field Goals:** 19, Jim Wherry, at Bucknell, 12/18/67
Eric Riggins, at Rutgers, 2/21/87
- **FG Attempts:** 36, Calvin Murphy, Niagara, 12/28/68
- **FG % (Min. 12 att.):** 91.7 (11-12)
several, last: Dusty Rychart, Minnesota 3/7/02
- **3-Pt Field Goals:** 10, Jon Diebler, Ohio State, 3/1/11
- **3-Pt FG Atts:** 17, Roderick Wilmont, Indiana, 1/13/07
- **3-Pt FG %:** Min. 6 att.: 100.0 (6-6), Val Barnes, Iowa, 2/22/93
Min. 10 att.: 83.3 (10-12), Jon Diebler, Ohio State, 3/1/11
- **Free Throws:** 22, Earl Belcher, at St. Bonaventure, 1/9/80
- **Free Throw Atts:** 23, Ronnie Shavlik, at NC State, 12/9/54;
Earl Belcher, at St. Bonaventure, 1/9/80
- **Free Throw %:**
Min. 15 att.: 95.7 (22-23), Earl Belcher, at St. Bonaventure, 1/9/80
Min. 12 att.: 100.0 (12-12), Ron Harper Jr., at Rutgers, 1/7/20
100.0 (12-12), Sean Mason, Wisconsin, 2/14/98
- **Rebounds:** 24, Bob Pettit, LSU, 3/12/54
- **Assists:** 15, Butch Moore, SMU, 12/18/82
- **Steals:** 9, Alex Eldridge, at UMass, 12/1/76
Phil Anderson, vs. Delaware State (Lowcountry Cl.), 12/29/94

TEAM

- **Points:** 121, at Duke, 1/5/65
- **Consecutive Points:** 22, at Saint Joseph's, 11/26/11
- **Consecutive Pts/Start Game:** 22, at Saint Joseph's, 11/26/11
- **Field Goals:** 54, at Duke, 1/5/65
- **Field Goal Attempts:** 95, at West Virginia, 1/16/65
- **Field Goal %:** 69.6 (39-56), Louisville, 11/24/78
- **Field Goal %/Half:** 80.0 (16-20, 2nd), Baylor, 12/1/90
- **3-Pt Field Goals:** 19, VMI, 12/30/06
- **3-Pt Field Goal Attempts:** 54, VMI, 12/30/06
- **3-Pt FG % (Min. 10 att.):** 76.9 (10-13) at Indiana, 1/26/22
- **Free Throws:** 47, at NC State, 12/9/54;
at St. Bonaventure, 1/9/1980
- **Free Throw Attempts:** 60, at Duquesne, 1/10/83
- **FT % (Min. 50 att.):** 87.0 (47-54), St. Bonaventure, 1/9/80
- **FT % (Min. 24 att.):** 100.0 (24-24), at Illinois, 1/21/93
- **Rebounds:** 72, at Duke, 1/3/66

BIG TEN GAMES

INDIVIDUAL

- **Points:** 41, Teddy Allen, at Nebraska, 2/23/21
- **Field Goals:** 16, Teddy Allen, at Nebraska, 2/23/21
- **3-Pt Field Goals:** 10, Jon Diebler, Ohio State, 3/1/11
- **3-Pt FG Attempts:** 17, Rod Wilmont, Indiana, 1/13/07
- **Free Throws:** 19, Diamond Stone, at Maryland, 12/30/15
- **Free Throw Att:** 25, Diamond Stone, at Maryland, 12/30/15
- **Rebounds:** 21, Jordan Murphy, Minnesota, 1/19/19
Evan Eschmeyer, Northwestern, 1/20/99
- **Assists:** 13, Eric Snow, Michigan St., 2/11/95
- **Steals:** 6, Chris Kramer, at Purdue, 1/6/07;
Carlos Davis, Ohio State, 2/16/98;
Frank Williams, Illinois, 2/20/02
- **Blocks:** 11, Reggie Lynch, at Minnesota, 2/25/17
- **Minutes:** 50, Calbert Cheaney, Indiana, (20T) 2/9/93

TEAM

- **Points:** 110, at Indiana (30T), 2/1/17
- **Points/Half:** 60 (2nd), Purdue, 3/2/02
- **Field Goals:** 43, Ohio State, 1/06/06
- **Field Goal Attempts:** 88, Indiana, 1/31/99
- **Field Goal %:** 67.9 (36-53), vs. Michigan State, 1/20/07
- **3-Pt Field Goals:** 17, at Indiana, 3/3/07
- **3-Pt Field Goal Attempts:** 41, at Nebraska, 2/9/13
- **3-Pt FG % (Min. 10 att.):** 76.9 (10-13) at Indiana, 1/26/22
- **Free Throws:** 33, Minnesota, 1/15/12
- **Free Throw Attempts:** 45, Northwestern, 3/1/03
- **Free Throw % (Min 15 atts.):** 100.0 (24-24), Illinois, 1/21/93;
100.0 (16-16), Nebraska, 2/09/13
- **Total Rebounds:** 56, at Indiana (3ot), 2/1/17
- **Assists:** 26, at Northwestern, 2/22/95
- **Steals:** 18, Iowa, 1/27/1999; Minnesota, 2/22/03
- **Blocks:** 15, at Minnesota, 2/25/17

SCORING RECORDS

CAREER SCORING (1,000-plus)

	PTS	FGM	3FG	FTM	
1.	2,213	722	317	452	Talor Battle, 2008-11
2.	2,207	801	86	519	Lamar Stevens, 2016-20
3.	2,138	738	—	662	Jesse Arnelles, 1952-55
4.	1,986	615	308	448	Joe Crispin, 1998-2001
5.	*1,812	627	127	431	D.J. Newbill, 2013-15
6.	1,629	532	336	229	Shep Garner, 2014-18
7.	1,605	525	332	223	Pete Lisicky, 1995-98
8.	1,579	644	22	269	Jamelle Cornley, 2006-09
9.	1,570	661	19	229	DeRon Hayes, 1990-93
10.	1,543	508	74	453	Tim Frazier, 2010-14
11.	1,542	545	74	378	Geary Claxton, 2005-08
12.	1,459	532	172	223	Tom Hovasse, 1986-89
13.	1,372	539	6	288	Jarrett Stephens, 1996-2000
14.	1,369	413	206	337	Titus Ivory, 1997-2001
15.	1,342	367	161	447	Freddie Barnes, 1989-92
16.	1,329	489	—	351	Ed Fogell, 1986-90
17.	1,310	406	21	477	John Amaechi, 1993-95
18.	1,289	463	183	180	Brandon Taylor, 2013-16
19.	1,288	500	1	287	Calvin Booth, 1995-99
20.	1,256	389	194	284	Dan Earl, 1993-99
21.	1,244	442	98	262	Monroe Brown, 1989-92
22.	1,184	521	—	142	Ron Brown, 1972-74
23.	1,169	483	—	203	Mike Watkins, 2016-20
24.	1,165	485	—	195	Carver Clinton, 1964-66
25.	1,161	386	121	268	Tony Carr, 2016-18
26.	1,139	431	—	277	Mark DuMars, 1959-61
27.	1,091	430	—	231	Bob Weiss, 1963-65
28.	1,090	419	—	252	Jeff Persson, 1966-68
29.	1,079	406	109	158	Josh Reaves, 2015-19
30.	1,058	377	1	303	Gyasi Cline-Heard, 1998-2001
31.	1,057	429	—	199	Steve Kuhn, 1977-80
32.	1,025	357	1	309	James Barnes, 1987-91
33.	1,020	345	87	230	Tony Ward, 1985-88
34.	1,019	429	—	161	Mike Edelman, 1979-82
35.	1,018	420	—	178	Gene Harris, 1960-62
36.	1,014	381	—	252	Mike Lang, 1980-83
37.	1,008	431	—	146	Jeff Miller, 1975-78

*3-year player record

Year-by-year scoring statistics and breakdowns on pages 141-143.

CAREER SCORING AVERAGE (1,000-plus)

	PPG	PTS	GP	
1.	21.0	2,138	102	Jesse Arnelles, 1952-55
2.	18.3	1,812	99	D.J. Newbill, 2013-15
3.	17.8	1,139	64	Mark DuMars, 1959-61
4.	16.6	1,161	70	Tony Carr, 2016-18
5.	16.5	2,213	134	Talor Battle, 2008-11
6.	16.4	1,165	71	Carver Clinton, 1964-66
7.	16.3	2,207	135	Lamar Stevens, 2016-20
	16.3	1,091	67	Bob Weiss, 1963-65
9.	16.2	1,184	73	Ron Brown, 1972-74
10.	16.0	1,090	68	Jeff Persson, 1966-68

SEASON SCORING

	PTS	FGM	3FG	FTM	PLAYER, SEASON
1.	731	244	—	243	Jesse Arnelles, 1955
2.	725	245	88	147	Tony Carr, 2018
3.	704	243	61	157	D.J. Newbill, 2015
4.	687	225	106	131	Talor Battle, 2011
5.	657	260	5	132	Jarrett Stephens, 2000
6.	649	192	84	181	Joe Crispin, 2000
7.	642	195	108	144	Joe Crispin, 2001
8.	637	230	20	157	Lamar Stevens, 2019
9.	635	198	92	147	Talor Battle, 2009
10.	604	231	30	112	Lamar Stevens, 2018
	604	209	46	140	D.J. Newbill, 2014
12.	602	208	27	159	Tim Frazier, 2012
13.	574	193	71	117	Talor Battle, 2010
14.	547	192	25	138	Lamar Stevens, 2020
15.	531	221	19	70	Jamelle Cornley, 2009
16.	529	182	1	164	Gyasi Cline-Heard, 2001
17.	520	188	51	93	Brandon Taylor, 2016
	520	158	79	125	Titus Ivory, 2001
	520	191	—	138	Ed Fogell, 1990
20.	516	179	74	84	Tom Hovasse, 1989
21.	514	168	2	176	John Amaechi, 1995
22.	508	163	25	157	Tim Frazier, 2014
23.	507	174	—	159	Jesse Arnelles, 1954
24.	505	216	—	73	Jeff Miller, 1978

SEASON SCORING AVERAGE

	AVG	PLAYER	SEASON
1.	26.1	Jesse Arnelles	1955
2.	21.7	Earl Hoffman	1963
3.	21.3	Mark Dumars	1960
4.	21.1	Jesse Arnelles	1954
5.	20.7	D.J. Newbill	2015
6.	20.2	Talor Battle	2011
7.	19.9	Lamar Stevens	2019
8.	19.6	Tony Carr	2018
9.	19.5	Joe Crispin	2001
10.	18.9	Jesse Arnelles	1952

SINGLE-GAME POINTS

	PTS	FGM	FTM	PLAYER, TEAM, DATE
1.	46	17	12	Gene Harris, Holy Cross, 12/28/1961
2.	44	20	4	Jesse Arnelles, Bucknell, 1/5/1955
3.	41	17	7	Jesse Arnelles, Rutgers, 12/18/1954
4.	40	15	10	Jesse Arnelles, Georgetown, 2/9/1952
	40	11	18	Jesse Arnelles, Temple, 1/29/1955
6.	38	10	18	Jesse Arnelles, Syracuse, 1/12/1955
	38	17	4	Bob Weiss, Duke, 1/5/1965
8.	36	13	3	Joe Crispin, Pittsburgh, 12/6/2000
	36	18	0	Frank Wolf, Susquehanna, 1/25/1919
	36	14	8	Mark DuMars, Syracuse, 12/20/1960
	36	16	4	Ron Brown, Virginia, 12/5/1973
	36	15	6	Steve Kuhn, Colgate, 12/19/1978

SCORING RECORDS

MULTI-FACETED ACHIEVEMENTS

CAREER - 2,000 POINTS/1,000 REBOUNDS

		PTS	REBS
Jesse Arnelle	1952-55	2,138	1,238

CAREER - 1,000 POINTS/800 REBOUNDS

		PTS	REBS
Jesse Arnelle	1952-55	2,138	1,238
Lamar Stevens	2016-20	2,207	875
Mike Watkins	2016-20	1,169	953
Mike Lang	1980-83	1,014	912

CAREER - 2,000 POINTS/600 REBOUNDS/500 ASSISTS

		PTS	REBS	ASSTS
Talor Battle	2008-11	2,213	625	517

(First in Big Ten, Fourth in NCAA Div. I history)

CAREER - 1,000 POINTS/450 REBOUNDS/350 ASSISTS

		PTS	REBS	ASSTS
Talor Battle	2008-11	2,213	625	517
Tim Frazier	2010-14	1,543	523	641
Freddie Barnes	1989-92	1,342	472	600
Monroe Brown	1989-92	1,244	489	450
Ron Brown	1972-74	1,184	590	350

CAREER - 1,000 POINTS/500 REBOUNDS

		PTS	REBS
Talor Battle	2008-11	2,213	625
Lamar Stevens	2016-20	2,207	875
Jesse Arnelle	1952-55	2,138	1,238
Jamelle Cornley	2005-09	1,579	755
DeRon Hayes	1989-93	1,570	608
Tim Frazier	2010-14	1,543	523
Geary Claxton	2005-08	1,542	755
Tom Hovasse	1985-89	1,459	619
Jarrett Stephens	1996-2000	1,372	703
Ed Fogell	1985-90	1,329	590
John Amaechi	1993-95	1,310	745
Brandon Taylor	2013-16	1,289	646
Calvin Booth	1995-99	1,288	728
Ron Brown	1971-74	1,184	590
Mike Watkins	2016-20	1,169	953
Carver Clinton	1964-66	1,165	734
Josh Reaves	2015-19	1,079	540
Gyasi Cline-Heard	1998-2001	1,058	642
Steve Kuhn	1976-80	1,057	568
James Barnes	1988-91	1,025	616
Gene Harris	1960-62	1,018	762
Mike Lang	1980-83	1,014	912

CAREER - 1,000 POINTS/400 ASSISTS

		PTS	ASSTS
Freddie Barnes	1989-92	1,342	600
Dan Earl	1993-99	1,256	574
Talor Battle	2008-11	2,213	517
Joe Crispin	1998-2001	1,986	485
Tim Frazier	2010-14	1,543	641
Monroe Brown	1989-92	1,244	450
Titus Ivory	1997-2001	1,369	443

SEASON - 500 POINTS/250 REBOUNDS

		PTS	REBS
Jesse Arnelle	1954	507	285
Jesse Arnelle	1955	731	428
John Amaechi	1995	514	316
Jarrett Stephens	2000	657	368
Gyasi-Cline Heard	2001	529	269

SEASON - 600 POINTS/150 ASSISTS

		PTS	ASSTS
Talor Battle	2009	635	189
Joe Crispin	2000	649	178
Tim Frazier	2012	602	198
Tony Carr	2018	725	186

SEASON - 500 POINTS/150 REBOUNDS/50 STEALS

		PTS	REBS	STLS
Tim Frazier	2012	602	198	50
Tim Frazier	2014	508	182	53

SCORING RECORDS

YEAR-BY-YEAR SCORING LEADERS

YEAR	NAME	G	PTS	AVG	RK	CONF	NAME	G	PTS	AVG	RK
1922	J.N. Reed		190								
1923	J.N. Reed		242								
1924	J.N. Reed		151								
1925	E.O. Gerhardt		144								
1926	Harold Von Neida		83								
1927	Michael Hamas		223								
1928	L.D. Reilly		111								
1929	J. Neil Stahley		N/A								
1930	Fred Brand		108								
1931	Fred Brand		120								
1932	Ed McMinn		141								
1933	Norrie McFarlane		114								
1934	Norrie McFarlane		169								
1935	John Stocker		121								
1936	Sol Miehoff		121				Eastern Intercollegiate				
1937	Sol Miehoff		125				Eastern Intercollegiate				
1938	Sol Miehoff		175				Eastern Intercollegiate				
1939	Charlie Prosser		195				Eastern Intercollegiate				
1940	John Barr		231								
1941	John Barr		200								
1942	Herschel Baltimore/Elmer Gross		179								
1943	David Hornstein		139								
1944	Don McNary		146								
1945	Irwin Batnick		113								
1946	Walt Hatkevich		216								
1947	Jack Biery		218								
1948	Jack Biery		260								
1949	Milt Simon		177								
1950	Marty Costa	23	299	13.0							
1951	Lou Lamie	22	319	14.5							
1952	Jesse Arnelle	26	492	18.9							
1953	Jesse Arnelle	24	408	17.0							
1954	Jesse Arnelle	24	507	21.1							
1955	Jesse Arnelle	28	\$ 731	\$ 26.1							
1956	Earl Fields	25	354	14.1							
1957	Ron Rainey	25	377	15.1							
1958	Ron Rainey	19	292	15.4							
1959	Mark DuMars	20	337	16.8							
1960	Mark DuMars	22	468	21.3							
1961	Gene Harris	24	369	15.4							
1962	Gene Harris	23	431	18.7							
1963	Earl Hoffman	20	434	21.7							
1964	Bob Weiss	23	392	17.0							
1965	Carver Clinton	24	411	17.1							
1966	Carver Clinton	24	453	18.9							
1967	Jeff Persson	24	422	17.6							
1968	Jeff Persson	20	339	17.0							
1969	Tom Daley	22	313	14.2							
1970	Tom Daley	24	366	15.3							
1971	Bill Kunze	22	367	16.7							
1972	Ron Brown	24	434	18.1							
1973	Randy Meister	21	309	14.7							
1974	Ron Brown	26	451	17.4							
1975	Randy Meister	23	345	15.0							

SCORING RECORDS

YEAR	NAME	G	PTS	AVG	RK	CONF	NAME	G	PTS	AVG	RK
1976	Chris Erichsen	25	436	17.4		ECBL					
1977	Jeff Miller	26	345	13.3		Eastern Eight	Jeff Miller	11	165	15.0	
1978	Jeff Miller	27	505	18.7		Eastern Eight	Jeff Miller			18.5	6
1979	Mike Edelman	30	343	11.4		Eastern Eight					
1980	Frank Brickowski	28	320	11.4			Independent				
1981	Frank Brickowski	24	311	13.0			Independent				
1982	Mike Lang	27	272	10.1			Independent				
1983	Mike Lang	28	366	13.1	19	Atlantic 10	David Griffin	15	204	13.6	T-18
1984	Wally Choice	17	223	13.1	--	Atlantic 10	Craig Collins	18	234	13.0	17
1985	Craig Collins	27	401	14.9	9	Atlantic 10	Craig Collins	18	275	15.3	T-8
1986	Paul Murphy	29	293	10.2		Atlantic 10					
1987	Tom Hovasse	27	352	13.0		Atlantic 10					
1988	Tom Hovasse	27	388	14.4	10	Atlantic 10	Tom Hovasse				
1989	Tom Hovasse	29	516	17.8	5	Atlantic 10	Tom Hovasse	18	339	18.9	5
1990	Ed Fogell	34	520	15.3	11	Atlantic 10	Ed Fogell	18	272	15.1	13
1991	DeRon Hayes	32	479	15.0	11	Atlantic 10	DeRon Hayes	18	258	14.3	
1992	Monroe Brown	29	422	14.6			Independent				
1993	DeRon Hayes	27	376	13.9	20	Big Ten	John Amaechi	18	263	14.6	T-16
1994	John Amaechi	25	423	16.9	11	Big Ten	John Amaechi	17	277	16.3	T-13
1995	John Amaechi	32	514	16.1	10	Big Ten	John Amaechi	18	296	16.4	T-8
1996	Pete Lisicky	27	359	13.3	T-9	Big Ten	Glenn Sekunda	18	248	13.8	7
1997	Pete Lisicky	27	439	16.3	5	Big Ten	Pete Lisicky	18	288	16.0	7
1998	Pete Lisicky	32	498	15.6	11	Big Ten	Pete Lisicky	16	239	14.9	13
1999	Calvin Booth	27	414	15.3	10	Big Ten	Calvin Booth	16	249	15.6	10
2000	Jarrett Stephens	35	657	18.8	2	Big Ten	Joe Crispin	16	324	20.3	2
2001	Joe Crispin	33	642	* 19.5	1	Big Ten	Joe Crispin	16	307	19.2	2
2002	Sharif Chambliss	28	410	14.6	10	Big Ten	Sharif Chambliss	16	246	15.4	5
2003	Sharif Chambliss	28	411	14.7	11	Big Ten	Sharif Chambliss	16	235	14.7	T-10
2004	Jan Jagla	28	376	13.4	11	Big Ten	Marlon Smith	16	253	15.8	6
2005	Geary Claxton	30	380	12.7	18	Big Ten	Geary Claxton	16	224	14.0	15
2006	Geary Claxton	30	457	15.2	10	Big Ten	Geary Claxton	16	255	15.9	9
2007	Geary Claxton	26	425	16.3	5	Big Ten	Geary Claxton	16	251	15.7	6
2008	Talor Battle	31	317	10.2	24	Big Ten	Jamelle Cornley	16	209	13.1	9
2009	Talor Battle	38	635	16.7	3	Big Ten	Talor Battle	18	286	15.9	3
2010	Talor Battle	31	574	18.5	2	Big Ten	Talor Battle	18	339	18.8	3
2011	Talor Battle	34	687	20.2	2	Big Ten	Talor Battle	18	366	20.3	2
2012	Tim Frazier	32	602	18.8	2	Big Ten	Tim Frazier	18	353	19.3	2
2013	D.J. Newbill	31	504	16.3	5	Big Ten	D.J. Newbill	18	295	16.4	4
2014	D.J. Newbill	34	604	17.8	2	Big Ten	D.J. Newbill	18	306	17.0	T-5
2015	D.J. Newbill	34	704	* 20.7	1	Big Ten	D.J. Newbill	18	363	20.2	2
2016	Brandon Taylor	32	520	16.3	7	Big Ten	Brandon Taylor	18	296	16.4	9
2017	Tony Carr	33	436	13.2	17	Big Ten	Tony Carr	18	262	14.6	T-12
2018	Tony Carr	37	725	19.6	2	Big Ten	Tony Carr	18	362	* 20.1	1
2019	Lamar Stevens	32	637	19.9	2	Big Ten	Lamar Stevens	20	\$ 399	20.0	2
2020	Lamar Stevens	31	547	17.6	4	Big Ten	Lamar Stevens	20	360	18.0	4
2021	Myreon Jones	25	382	15.3	11	Big Ten	Myreon Jones	19	308	16.2	8
2022	Jalen Pickett	31	413	13.3	21	Big Ten	Jalen Pickett	20	276	13.8	18

RK = rank amongst Big Ten players

\$ Indicates Penn State record. * Denotes led Big Ten.

► Scoring averages available beginning in 1950.

► In 2010-11 Talor Battle joined Jesse Amelle (1952-55) as the only two players to lead Penn State in scoring in four consecutive seasons. Eight players have done it in three.

► In 2019-20, Lamar Stevens (3; 2017-20) joined D.J. Newbill (3; 2012-15), Talor Battle (3; 2009-11), Joe Crispin (2; 1999-2001) and Jesse Amelle (2; 1954-55) as the only players to produce at least 500 points in consecutive seasons.

SCORING RECORDS | 30-PT GAMES

PTS	PLAYER	GAME
46	Gene Harris	vs. Holy Cross, 12/28/1961
44	Jesse Arnelle	Bucknell, 1/5/1955
41	Jesse Arnelle	Rutgers, 12/18/1954
40	Jesse Arnelle	at Temple, 1/29/1955
40	Jesse Arnelle	vs. Georgetown, 2/9/1952
38	Bob Weiss	at Duke, 1/5/1965
38	Jesse Arnelle	Syracuse, 1/12/1955
37	D.J. Newbill	Purdue (OT), 1/17/2015
36	Joe Crispin	Pittsburgh, 12/6/2000
10 36	Steve Kuhn	Colgate, 12/19/1978
36	Ron Brown	Virginia, 12/5/1973
36	Mark DuMars	at Syracuse, 12/20/1960
36	Frank Wolf	Susquehanna, 1/25/1919
35	D.J. Newbill	vs. Charlotte (2OT), 11/20/2014
35	Pete Lisicky	vs. Pennsylvania, 12/9/1995
35	Bob Weiss	vs. Detroit, 12/28/1963
35	Earl Hoffman	West Virginia, 2/20/1963
35	Jesse Arnelle	West Virginia, 2/9/1955
35	Jesse Arnelle	Carnegie Tech, 12/11/1954
20 35	Joe Crispin	Iowa, 1/6/2001
34	Ron Rainey	vs. Colgate, 2/22/1958
34	Jesse Arnelle	(N) vs. Toledo, 12/28/1954
33	Lamar Stevens	Minnesota, 2/8/2020
33	Shep Garner	vs. Purdue, (BTT), 3/3/2018
33	Tony Carr	Minnesota (OT), 1/15/2018
33	Tony Carr	Campbell, 11/10/2017
33	Marlon Smith	Long Island, 12/29/2005
33	Jarrett Stephens	at Michigan, 2/19/2000
33	Dave Angstadt	Syracuse, 1/29/1975
30 33	Tom Daley	Syracuse, 2/4/1970
33	Jeff Persson	vs. Oregon State (2OT), 12/23/1966
33	Earl Hoffman	vs. Marshall, 12/28/1962
33	Mark DuMars	Syracuse, 12/15/1959
33	Jesse Arnelle	vs. Rutgers, 2/23/1955
33	Jesse Arnelle	vs. Colgate, 12/15/1954
33	Jesse Arnelle	at Colgate, 2/19/1954
32	Seth Lundy	VCU, 12/2/2020
32	Talor Battle	vs. Virginia Tech, 12/12/2009
32	Talor Battle	at Virginia, 11/30/2009
40 32	Dave Angstadt	Syracuse, 2/11/1976
32	Jim Ouder Kirk	Muhlenberg, 1/22/1975
32	Ron Brown	Pittsburgh, 2/23/1974
32	Jeff Persson	at Colgate, 12/17/1966
32	Carver Clinton	West Virginia, 2/16/1966
32	Mark DuMars	Gettysburg, 2/6/1960
32	Marty Costa	vs. American, 1/18/1950
31	Seth Lundy	at Maryland, 3/7/2021
31	Tony Carr	vs. Texas A&M, 11/21/2017
31	D.J. Newbill	at Minnesota, 3/8/2015
50 31	Talor Battle	Duquesne, 12/4/2010
31	Talor Battle	Michigan, 2/6/2011
31	Talor Battle	at Michigan, 1/2/2011
31	Talor Battle	at Iowa, 1/16/2010
31	Geary Claxton	VMI, 12/30/2006
31	Brandon Watkins	at Northwestern (2ot), 3/1/2003
31	Joe Crispin	at Kentucky, 11/25/2000

PTS	PLAYER	GAME
31	Joe Crispin	at Illinois, 1/22/2000
31	Joe Crispin	Wisconsin, 1/19/2000
31	Dwight Gibson	at West Virginia, 2/16/1985
31	Terry Graves	Lock Haven, 12/8/1984
60 31	Jeff Miller	West Virginia, 2/15/1978
31	Chris Erichsen	Muhlenberg, 1/17/1976
31	Bob Donato	vs. Western Michigan (OT), 12/27/1963
31	Mark DuMars	at West Virginia, 12/12/1959
31	Jesse Arnelle	vs. Pittsburgh, 2/26/1955
31	Jesse Arnelle	vs. Pittsburgh, 1/28/1954
30	Lamar Stevens	at Marquette (NIT), 3/20/2018
30	Tony Carr	Ohio State, 2/15/2018
30	Lamar Stevens	Northwestern, 1/5/2018
30	Shep Garner	at Boston College, 12/2/2015
70 30	Tim Frazier	at Nebraska, 1/11/2012
30	Talor Battle	Michigan State, 2/13/2010
30	Joe Crispin	at Illinois, 1/23/1999
30	Glenn Sekunda	at Northwestern (OT), 1/13/1996
30	John Amaechi	at Northwestern, 2/22/1995
30	Monroe Brown	UMBC, 2/1/1992
30	Tom Hovasse	George Washington, 1/12/1989
30	Bruce Blake	at Rhode Island, 1/22/1989
30	David Griffin	Rhode Island, 2/12/1983
30	Jeff Miller	Rutgers, 1/4/1978
80 30	Walter Young	Pittsburgh, 1/29/1977
30	Randy Meister	Boston College, 1/4/1975
30	Ron Brown	vs. Dartmouth (OT), 12/15/1973
30	Bill Kunze	Syracuse, 2/3/1971
30	Jeff Persson	Kent State, 2/8/1966
30	Bob Donato	vs. Maryland, 12/7/1963
30	Earl Hoffman	at Bucknell (OT), 1/8/1963
30	Wally Colender	at Syracuse, 2/21/1959
30	Mark DuMars	West Virginia (OT), 1/8/1959
30	Jesse Arnelle	at Washington & Jefferson, 2/12/1955
90 30	Jesse Arnelle	vs. Syracuse, 2/23/1952
30	John Reed	vs. Pittsburgh, 2/2/1923

CAREER 30+ POINT GAMES

1.	15	Jesse Arnelle, 1952-55
2.	7	Talor Battle, 2008-11
3.	6	Joe Crispin, 1998-2001
4.	5	Mark DuMars, 1959-61
5.	4	Tony Carr, 2016-18
6.	3	Lamar Stevens, 2016-20
	3	D.J. Newbill, 2013-15
	3	Ron Brown, 1971-74
	3	Jeff Persson, 1966-68
	3	Earl Hoffman, 1961-63

SEASON 30+ POINT GAMES

1.	11	Jesse Arnelle, 1955
2.	4	Tony Carr, 2018
	4	Talor Battle, 2010
	4	Mark DuMars, 1960
5.	3	D.J. Newbill, 2015
	3	Talor Battle, 2011
	3	Joe Crispin, 2000
	3	Earl Hoffman, 1963

30-POINT GAMES BY NITTANY LIONS

JESSE ARNELLE - 15

Pts.	FG	3FG	FT	Opponent
44	20-31	-	4-8	Bucknell, 1/5/1955
41	17	-	7-9	Rutgers, 12/18/1954
40	15	-	10-13	Georgetown, 2/9/1952
40	11-28	-	18-28	at Temple, 1/29/1955
38	10	-	18-22	Syracuse, 1/12/1955
35	12	-	11-21	Carnegie Tech, 12/11/1954
35	12	-	11-14	West Virginia, 2/9/1955
34	8	-	18-24	vs. Toledo, 12/28/1954
33	10	-	13-17	at Colgate, 2/19/1954
33	13	-	7-10	Colgate, 12/15/1954
33	12	-	9-11	at Rutgers, 2/23/1955
31	8	-	15-23	vs. Pittsburgh, 1/28/1954
31	12	-	7-9	vs. Pittsburgh, 2/26/1955
30	11	-	8-19	at Syracuse, 2/23/1952
30	14	-	2-2	at Washington & Jefferson, 2/12/1955

TALOR BATTLE - 7

Pts.	FG	3FG	FT	Opponent
32	9-15	5-9	9-13	at Virginia, 11/30/2009
32	12-26	5-11	3-10	Virginia Tech, 12/12/2009
31	9-18	2-6	11-13	at Iowa, 1/16/2010
31	12-18	5-8	2-4	Duquesne, 12/4/2010
31	9-18	5-12	8-8	Michigan, 2/6/2011
31	11-20	5-12	4-6	at Michigan, 1/2/2011
30	9-16	7-11	5-8	Michigan State, 2/13/2010

JOE CRISPIN - 6

Pts.	FG	3FG	FT	Opponent
36	13-22	7-9	3-5	Pittsburgh, 12/6/2000
35	8-17	6-12	13-13	Iowa, 1/6/2001
31	10-20	5-8	6-6	Wisconsin, 1/19/2000
31	8-17	4-11	11-12	at Illinois, 1/22/2000
31	11-26	7-15	2-2	at Kentucky, 11/25/2000
30	8-14	4-8	10-10	at Illinois, 1/23/1999

MARK DUMARS - 5

Pts.	FG	3FG	FT	Opponent
36	13	-	10-11	at Syracuse, 12/20/1960
33	14-24	-	5-6	Syracuse, 12/15/1959
32	12	-	8-11	Gettysburg, 2/6/1960
31	13-25	-	5-6	at West Virginia, 12/12/1959
30	13	-	4	West Virginia (OT), 1/8/1959

TONY CARR - 4

Pts.	FG	3FG	FT	Opponent
33	9-23	2-5	13-15	Campbell, 11/10/2017
33	12-30	3-8	6-6	Minnesota (OT), 1/15/2018
31	11-20	2-4	7-11	vs. Texas A&M, 11/21/2017
30	9-15	4-8	8-12	Ohio State, 2/15/2018

RON BROWN - 3

Pts.	FG	3FG	FT	Opponent
36	16	-	4-4	Virginia, 12/5/1973
32	14-20	-	4-4	Pittsburgh, 2/23/1974
30	-	-	-	vs. Dartmouth, 12/15/1973

EARL HOFFMAN - 3

Pts.	FG	3FG	FT	Opponent
35	15	-	5	West Virginia, 2/20/1963
33	16	-	1	vs. Marshall, 12/28/1962
30	-	-	-	at Bucknell (OT), 1/8/1963

D.J. NEWBILL - 3

Pts.	FG	3FG	FT	Opponent
37	13-23	1-4	10-11	Purdue (OT), 1/17/2015
35	14-33	4-11	3-5	vs. Charlotte (2OT), 11/20/2014
31	11-22	5-11	4-4	at Minnesota, 3/8/2015

JEFF PERSSON - 3

Pts.	FG	3FG	FT	Opponent
33	-	-	-	vs. Oregon State (2OT), 12/23/1966
32	-	-	-	at Colgate, 12/17/1966
30	10-16	-	10-11	Kent State, 2/8/1966

LAMAR STEVENS - 3

Pts.	FG	3FG	FT	Opponent
33	11-21	2-4	9-12	Minnesota, 2/8/2020
30	14-19	1-3	1-3	Northwestern, 1/5/2018
30	14-22	0-1	2-3	at Marquette (NIT), 3/20/2018

DAVE ANGSTADT - 2

Pts.	FG	3FG	FT	Opponent
33	14-20	-	5	Syracuse, 1/29/1975
32	15	-	2	Syracuse, 2/11/1976

BOB DONATO - 2

Pts.	FG	3FG	FT	Opponent
31	11	-	-9-21	vs. Western Mich. (OT), 12/27/1963
30	-	-	-	vs. Maryland, 12/7/1963

SHEP GARNER - 2

Pts.	FG	3FG	FT	Opponent
33	8-11	6-8	11-12	vs. Purdue (BTT), 3/3/2018
30	10-16	8-12	2-2	at Boston College, 12/2/2015

SETH LUNDY - 2

Pts.	FG	3FG	FT	Opponent
32	11-19	5-10	5	VCU, 12/2/2020
31	11-18	5-8	4	at Maryland, 3/7/2021

JEFF MILLER - 2

Pts.	FG	3FG	FT	Opponent
31	14-24	-	3	West Virginia, 2/15/1978
30	12-17	-	6-6	Rutgers, 1/4/1978

30-POINT GAMES BY NITTANY LIONS

BOB WEISS - 2

Pts.	FG	3FG	FT	Opponent
38	17-31	-	4-4	at Duke, 1/5/1965
35	11	-	13-14	vs. Detroit, 12/28/1963

JOHN AMAECHI

Pts.	FG	3FG	FT	Opponent
30	11-14	-	8-10	at Northwestern, 2/22/1995

BRUCE BLAKE

30				at Rhode Island, 1/22/1989
----	--	--	--	----------------------------

MONROE BROWN

Pts.	FG	3FG	FT	Opponent
30	11-15	5-7	3-7	UMBC, 2/1/1992

GEARY CLAXTON

Pts.	FG	3FG	FT	Opponent
31	12-18	-	7-14	VMI, 12/30/2006

CARVER CLINTON

Pts.	FG	3FG	FT	Opponent
32	14-21	-	4-5	West Virginia, 2/16/1966

WALLY COLENDER

Pts.	FG	3FG	FT	Opponent
30	10	-	10-12	at Syracuse, 2/21/1959

MARTY COSTA

Pts.	FG	3FG	FT	Opponent
32	11	-	10	American, 1/18/1950

TOM DALEY

Pts.	FG	3FG	FT	Opponent
33	9-15	-	15-17	Syracuse, 2/4/1970

CHRIS ERICHSEN

31				Muhlenberg, 1/17/1976
----	--	--	--	-----------------------

TIM FRAZIER

Pts.	FG	3FG	FT	Opponent
30	10-16	1-4	9-9	at Nebraska, 1/11/2012

DWIGHT GIBSON

31				at West Virginia, 2/16/1985
----	--	--	--	-----------------------------

TERRY GRAVES

Pts.	FG	3FG	FT	Opponent
31	9-15	-		Lock Haven, 12/8/1984

DAVID GRIFFIN

30				Rhode Island, 2/12/1983
----	--	--	--	-------------------------

GENE HARRIS

Pts.	FG	3FG	FT	Opponent
46	17-37	-	12	vs. Holy Cross, 12/28/1961

TOM HOVASSE

30				George Washington, 1/12/1989
----	--	--	--	------------------------------

STEVE KUHN

Pts.	FG	3FG	FT	Opponent
36	15	-	6	Colgate, 12/19/1978

BILL KUNZE

Pts.	FG	3FG	FT	Opponent
30	14-25		2	Syracuse, 2/3/1971

PETE LISICKY

Pts.	FG	3FG	FT	Opponent
35	13-15	9-10	0-0	vs. Pennsylvania, 12/9/1995

RANDY MEISTER

Pts.	FG	3FG	FT	Opponent
30	10-15	-	10-10	Boston College, 1/4/1975

JIM OUDERKIRK

32				Muhlenberg, 1/22/1975
----	--	--	--	-----------------------

RON RAINEY

Pts.	FG	3FG	FT	Opponent
34	12	-	10-15	Colgate, 12/20/1958

JOHN REED

Pts.	FG	3FG	FT	Opponent
30	5	-	20-24	Pittsburgh, 2/23/1923

GLENN SEKUNDA

Pts.	FG	3FG	FT	Opponent
30	8-14	4-5	10-13	at Northwestern (OT), 1/13/1996

MARLON SMITH

Pts.	FG	3FG	FT	Opponent
33	12-18	5-9	4-7	Long Island, 12/29/2004

JARRETT STEPHENS

Pts.	FG	3FG	FT	Opponent
33	15-20	1-1	2-6	at Michigan, 2/19/2000

BRANDON WATKINS

Pts.	FG	3FG	FT	Opponent
31	13-26	3-8	2-2	at Northwestern (2OT), 3/1/2003

FRANK WOLF

Pts.	FG	3FG	FT	Opponent
36	18			Susquehanna, 1/25/1919

WALTER YOUNG

Pts.	FG	3FG	FT	Opponent
30	12-17	-	6	Pittsburgh, 1/29/1977

1,000-POINT SCORERS

1. TALOR BATTLE - 2,213

Year	GP	FGM (3)	FTM	PTS	AVG
2007-08	31	106 (48)	57	317	10.2
2008-09	38	198 (92)	147	635	16.7
2009-10	31	193 (71)	117	574	18.5
2010-11	34	225 (106)	131	687	20.2
Totals	134	722 (317)	452	2,213	16.5

2. LAMAR STEVENS - 2,207

Year	GP	FGM (3)	FTM	PTS	AVG
2016-17	33	148 (11)	112	419	12.7
2017-18	*39	231 (30)	112	604	15.5
2018-19	32	230 (20)	157	637	19.9
2019-20 &	31	192 (25)	138	547	17.6
Totals	135	*801 (86)	519	2,207	16.3

& postseason tournaments canceled due to COVID-19 pandemic.

3. JESSE ARNELLE - 2,138

Year	GP	FGM	FTM	PTS	AVG
1951-52	26	184	124	492	18.9
1952-53	24	136	136	408	17.0
1953-54	24	174	159	507	21.1
1954-55	28	244	243	731	26.1
Totals	102	738	662	2,138	21.0

3. JOE CRISPIN - 1,986

Year	GP	FGM (3)	FTM	PTS	AVG
1997-98	32	97 (48)	66	308	9.6
1998-99	27	131 (68)	57	387	14.3
1999-2000	35	192 (84)	181	649	18.5
2000-01	33	195 (108)	144	642	19.5
Totals	127	615 (308)	448	1,986	15.6

4. D.J. NEWBILL - 1,812

Year	GP	FGM (3)	FTM	PTS	AVG
2012-13	31	175 (20)	134	504	16.3
2013-14	34	209 (46)	140	604	17.8
2014-15	34	243 (61)	157	704	20.7
Totals	99	627 (127)	431	1,812	18.3

6. SHEP GARNER - 1,629

Year	GP	FGM (3)	FTM	PTS	AVG
2014-15	34	104 (59)	46	313	9.2
2015-16	32	149 (75)	101	474	14.8
2016-17	33	133 (82)	48	396	12.0
2017-18	*39	146 (*120)	34	446	11.4
Totals	138	532 (*336)	229	1,629	11.8

7. PETE LISICKY - 1,605

Year	GP	FGM (3)	FTM	PTS	AVG
1994-95	32	96 (68)	49	309	9.7
1995-96	27	128 (89)	14	359	13.3
1996-97	27	148 (89)	54	439	16.3
1997-98	32	153 (86)	106	498	15.6
Totals	118	525 (332)	223	1,605	13.6

8. JAMELLE CORNLEY - 1,579

Year	GP	FGM (3)	FTM	PTS	AVG
2005-06	30	134 (0)	73	341	11.4
2006-07	30	167 (1)	70	405	13.5
2007-08	25	122 (2)	56	302	12.1
2008-09	37	221 (19)	70	531	14.4
Totals	122	644 (22)	269	1,579	12.9

9. DERON HAYES - 1,570

Year	GP	FGM (3)	FTM	PTS	AVG
1989-90	34	145 (0)	37	327	9.6
1990-91	32	200 (0)	79	479	15.0
1991-92	29	159 (8)	62	388	13.4
1992-93	27	157 (11)	51	376	13.9
Totals	122	661 (19)	229	1,570	12.9

10. TIM FRAZIER - 1,543

Year	GP	FGM (3)	FTM	PTS	AVG
2009-10	31	51 (9)	43	154	5.0
2010-11	34	71 (11)	61	214	6.3
2011-12	32	208 (27)	159	602	18.8
2012-13	^4	15 (2)	33	65	16.3
2013-14	34	163 (25)	157	508	14.9
Totals	135	508 (74)	453	1,543	11.4

^ suffered season-ending torn achilles in 4th game.

11. GEARY CLAXTON - 1,542

Year	GP	FGM (3)	FTM	PTS	AVG
2004-05	30	127 (9)	117	380	12.7
2005-06	30	168 (22)	99	457	15.2
2006-07	26	146 (22)	111	425	16.3
2007-08	^16	104 (21)	51	280	17.5
Totals	102	545 (74)	378	1,542	15.1

^ suffered season-ending torn ACL in 16th game.

12. TOM HOVASSE - 1,459

Year	GP	FGM (3)	FTM	PTS	AVG
1985-86	16	74 (5)	55	203	12.7
1986-87	27	138 (36)	40	352	13.0
1987-88	27	141 (62)	44	388	14.4
1988-89	29	179 (74)	84	516	17.8
Totals	99	532 (172)	223	1,459	14.7

13. JARRETT STEPHENS - 1,372

Year	GP	FGM (3)	FTM	PTS	AVG
1995-96	26	33 (0)	20	86	3.3
1996-97	26	78 (0)	33	189	7.3
1997-98	31	16 (1)	101	432	13.9
1998-99	2	3 (0)	2	8	4.0
1999-2000	35	260 (5)	132	657	18.8
Totals	120	539 (6)	288	1,372	11.4

**Penn State record; # Big Ten Conference record*

1,000-POINT SCORERS

14. TITUS IVORY - 1,369

Year	GP	FGM (3)	FTM	PTS	AVG
1996-97	2	0 (0)	6	6	3.0
1997-98	32	58 (32)	26	174	5.4
1998-99	27	72(38)	42	224	8.3
1999-2000	35	125 (57)	138	445	12.7
2000-01	33	158 (79)	125	520	15.8
Totals	129	413 (206)	337	1,369	10.6

15. FREDDIE BARNES - 1,342

Year	GP	FGM (3)	FTM	PTS	AVG
1988-89	32	57 (10)	65	195	6.1
1989-90	34	105 (52)	97	359	10.6
1990-91	32	101 (54)	142	398	12.4
1991-92	29	104 (39)	143	390	13.4
Totals	127	367 (161)	447	1,342	10.6

16. ED FOGELL - 1,329

Year	GP	FGM	FTM	PTS	AVG
1985-86	4	2	3	7	0.9
1986-87	27	62	47	171	6.3
1987-88	27	102	63	67	9.9
1988-89	32	132	100	364	11.4
1989-90	34	191	138	520	15.3
Totals	124	489	351	1,329	10.7

17. JOHN AMAECHI - 1,310

Year	GP	FGM (3)	FTM	PTS	AVG
1992-93	27	114 (15)	130	373	13.8
1993-94	25	124 (4)	171	423	16.9
1994-95	32	168 (2)	176	514	16.1
Totals	84	406 (21)	477	1,310	15.6

18. BRANDON TAYLOR - 1,289

Year	GP	FGM (3)	FTM	PTS	AVG
2012-13	31	61 (32)	11	165	5.3
2013-14	34	105 (46)	57	313	9.2
2014-15	32	109 (54)	19	291	9.1
2015-16	32	188 (51)	93	520	16.3
Totals	129	463 (183)	180	1,289	10.0

19. CALVIN BOOTH - 1,288

Year	GP	FGM (3)	FTM	PTS	AVG
1995-96	28	100 (0)	61	261	9.3
1996-97	27	87 (1)	61	236	8.7
1997-98	32	156 (0)	65	377	11.8
1998-99	27	157 (0)	100	414	15.3
Totals	114	500 (1)	287	1,288	11.3

20. DAN EARL - 1,256

Year	GP	FGM (3)	FTM	PTS	AVG
1993-94	27	68 (32)	60	228	8.4
1994-95	32	86 (50)	76	298	9.3
1995-96	28	48 (48)	81	150	11.7
1997-98	5	14 (7)	7	42	8.4
1998-99	27	122 (57)	60	361	13.4
Totals	119	389 (194)	284	1,256	10.6

21. MONROE BROWN - 1,244

Year	GP	FGM (3)	FTM	PTS	AVG
1988-89	32	83 (11)	51	232	7.3
1989-90	34	94 (18)	71	277	8.2
1990-91	32	112 (22)	67	313	9.8
1991-92	29	153 (43)	73	422	14.6
Totals	127	442 (98)	262	1,244	9.8

22. RON BROWN - 1,184

Year	GP	FGM	FTM	PTS	AVG
1971-72	24	184	66	434	18.1
1972-73	23	134	31	299	13.0
1973-74	26	203	45	451	17.4
Totals	73	521	142	1,184	16.2

23. MIKE WATKINS - 1,169

Year	GP	FGM	FTM	PTS	AVG
2016-17	33	128 (0)	63	319	9.7
2017-18	29	146 (0)	58	350	12.1
2018-19	27	88 (0)	34	210	7.8
2019-20	30	121 (0)	48	290	9.7
Totals	119	483 (0)	203	1,169	9.8

24. CARVER CLINTON - 1,165

Year	GP	FGM	FTM	PTS	AVG
1963-64	23	125	51	301	13.1
1964-65	24	175	61	411	17.1
1965-66	24	185	83	453	18.9
Totals	71	485	195	1,165	16.4

25. TONY CARR - 1,161

Year	GP	FGM (3)	FTM	PTS	AVG
2016-17	33	141 (33)	121	436	13.2
2017-18	37	245 (88)	147	725	19.6
Totals	70	386 (121)	268	1,161	16.6

26. MARK DUMARS - 1,139

Year	GP	FGM	FTM	PTS	AVG
1958-59	20	134	69	337	16.8
1959-60	22	181	106	468	21.3
1960-61	22	116	102	334	15.2
Totals	64	431	277	1,139	17.8

*Penn State record; # Big Ten Conference record

1,000-POINT SCORERS

27. BOB WEISS - 1,091

Year	GP	FGM	FTM	PTS	AVG
1962-63	20	124	57	305	15.3
1963-64	23	154	84	392	17.0
1964-65	24	152	90	394	16.4
Totals	67	430	231	1,091	16.3

28. JEFF PERSSON - 1,090

Year	GP	FGM	FTM	PTS	AVG
1965-66	24	124	81	329	13.7
1966-67	24	160	102	422	17.6
1967-68	20	135	69	339	17.0
Totals	68	419	252	1,090	16.0

29. JOSH REAVES - 1,079

Year	GP	FGM (3)	FTM	PTS	AVG
2015-16	26	66 (3)	31	166	6.4
2016-17	28	81 (19)	34	215	7.7
2017-18	34	133 (40)	53	359	10.6
2018-19	32	126 (47)	40	339	10.6
Totals	120	406 (109)	158	1,079	9.0

30. GYASI CLINE-HEARD - 1,058

Year	GP	FGM (3)	FTM	PTS	AVG
1997-98	32	34 (0)	27	95	3.0
1998-99	27	75 (0)	56	206	7.6
1999-2000	34	86 (0)	56	228	6.7
2000-01	33	182 (1)	164	529	16.0
Totals	126	377 (1)	303	1,058	8.4

31. STEVE KUHN - 1,057

Year	GP	FGM	FTM	PTS	AVG
1976-77	26	89	48	226	8.7
1977-78	27	134	64	332	12.3
1978-79	30	137	49	323	10.8
1979-80	27	69	38	176	6.5
Totals	110	429	199	1,057	9.6

32. JAMES BARNES - 1,025

Year	GP	FGM (3)	FTM	PTS	AVG
1987-88	13	14 (0)	22	50	3.9
1988-89	32	68 (0)	63	200	6.3
1989-90	32	137 (0)	93	367	11.5
1990-91	32	138 (1)	131	408	12.8
Totals	109	357 (1)	309	1,025	9.4

33. TONY WARD - 1,020

Year	GP	FGM (3)	FTM	PTS	AVG
1984-85	27	78	56	225	8.3
1985-86	13	53	26	132	10.2
1986-87	26	109 (45)	76	339	13.0
1987-88	27	105 (42)	72	324	12.0
Totals	93	345 (87)	230	1,020	11.0

34. MIKE EDELMAN - 1,019

Year	GP	FGM	FTM	PTS	AVG
1978-79	30	147	49	343	11.4
1979-80	28	91	52	234	8.4
1980-81	27	86	28	200	7.4
1981-82	27	105	32	242	9.0
Totals	112	429	161	1,019	9.1

35. GENE HARRIS - 1,018

Year	GP	FGM	FTM	PTS	AVG
1959-60	22	93	32	218	9.9
1960-61	24	152	65	369	15.4
1961-62	23	175	81	431	18.7
Totals	69	420	178	1,018	14.8

36. MIKE LANG - 1,014

Year	GP	FGM	FTM	PTS	AVG
1979-80	28	73	56	202	7.2
1980-81	27	68	38	174	6.4
1981-82	27	96	80	272	10.1
1982-83	28	144	78	366	13.1
Totals	110	381	252	1,014	9.2

37. JEFF MILLER - 1,008

Year	GP	FGM	FTM	PTS	AVG
1974-75	20	14	2	30	1.5
1975-76	25	56	16	128	5.1
1976-77	26	145	55	345	13.3
1977-78	27	216	73	505	18.7
Totals	98	431	146	1,008	10.3

*Penn State record; # Big Ten Conference record

§ - 3-point not instituted until 1986-87.

Shaded statistics area indicates active Nittany Lion.

FIELD GOAL RECORDS

CAREER MADE

	FGM	FGA	PCT	
1.	801	1,841	43.5	Lamar Stevens, 2016-20
2.	738	—	—	Jesse Arnelles, 1952-55
3.	722	1,791	40.3	Talor Battle, 2008-11
4.	661	1,374	48.1	DeRon Hayes, 1990-93
5.	644	1,260	51.1	Jamelle Cornley, 2005-09
6.	627	1,434	43.7	D.J. Newbill, 2013-15
7.	615	1,611	38.2	Joe Crispin, 1998-2001
8.	545	1,230	44.1	Geary Claxton, 2005-08
9.	539	924	58.3	Jarrett Stephens, 1996-2000
10.	532	1,356	39.2	Shep Garner, 2014-18
	532	1,201	44.3	Tom Hovasse, 1986-89

CAREER ATTEMPTS

	FGA	FGM	PCT	
1.	1,841	801	43.5	Lamar Stevens, 2016-20
2.	1,791	722	40.3	Talor Battle, 2008-11
3.	1,611	615	38.2	Joe Crispin, 1998-2001
4.	1,434	627	43.7	D.J. Newbill, 2013-15
5.	1,374	661	48.1	DeRon Hayes, 1990-93
6.	1,356	532	39.2	Shep Garner, 2014-18
7.	1,260	644	51.1	Jamelle Cornley, 2005-09
8.	1,246	525	42.1	Pete Lisicky, 1994-98
9.	1,230	545	44.1	Geary Claxton, 2005-08
10.	1,215	508	41.8	Tim Frazier, 2010-14

CAREER PERCENTAGE (min. 200 attempts)

	PCT	FGM	FGA	
1.	59.7	483	809	Mike Watkins, 2016-20
2.	59.6	302	507	John Harrar, 2017-22
3.	58.3	539	924	Jarrett Stephens, 1996-2000
4.	54.6	301	551	Andrew Jones, 2008-11
5.	54.2	162	299	Sasa Borovnjak, 2009-13
6.	53.9	489	907	Ed Fogell, 1986-90
7.	53.8	336	625	Frank Brickowski, 1978-81
8.	53.5	357	667	James Barnes, 1987-91
9.	53.4	189	354	Wes Jones, 1986-88
10.	53.2	264	496	Matt Gaudio, 1992-96
11.	52.9	126	238	Wally Choice, 1981-84

SEASON MADE

	FGM	FGA	PCT	
1.	260	459	56.6	Jarrett Stephens, 2000
2.	245	600	40.8	Tony Carr, 2018
3.	244	—	—	Jesse Arnelles, 1955
4.	243	540	45.0	D.J. Newbill, 2015
5.	231	497	46.5	Lamar Stevens, 2018
6.	230	545	43.9	Lamar Stevens, 2019
7.	225	532	42.3	Talor Battle, 2011
8.	221	427	51.8	Jamelle Cornley, 2009
9.	216	471	45.9	Jeff Miller, 1978
10.	209	462	45.2	D.J. Newbill, 2014

SEASON ATTEMPTS

	FGA	FGM	PCT	
1.	600	245	40.8	Tony Carr, 2018
2.	545	230	43.9	Lamar Stevens, 2019
3.	540	243	45.0	D.J. Newbill, 2015
4.	532	225	42.3	Talor Battle, 2011
5.	523	195	37.3	Joe Crispin, 2001
6.	499	192	38.5	Joe Crispin, 2000
7.	497	231	46.5	Lamar Stevens, 2018
	497	208	41.9	Tim Frazier, 2012
9.	493	198	40.2	Talor Battle, 2009
10.	478	181	37.9	Mark DuMars, 1960

SEASON PERCENTAGE (min. 100 attempts)

	PCT	FGM	FGA	
1.	68.5	146	213	Mike Watkins, 2018
2.	64.0	126	197	John Harrar, 2022
	64.0	165	258	Jarrett Stephens, 1998
4.	62.6	67	107	Eric Carr, 1992
5.	60.8	191	314	Ed Fogell, 1990
6.	60.3	70	116	Brandon Hassell, 2007
7.	60.1	131	218	Frank Brickowski, 1981
8.	59.0	128	217	Mike Watkins, 2017
9.	58.0	119	205	Carvin Jefferson, 1978
10.	57.9	162	280	Bruce Blake, 1989
	57.9	88	152	Andrew Jones, 2009

GAME MADE

	FGM	Name
1.	20	Jesse Arnelles, Bucknell, 1/5/1955
2.	18	Frank Wolf, Susquehanna, 1/25/1919
3.	17	Jesse Arnelles, Rutgers, 12/18/1954
	17	Gene Harris, Holy Cross, 12/28/1961
	17	Bob Weiss, Duke, 1/5/1965
6.	16	Ron Brown, Virginia, 12/5/1973
7.	15	Jarrett Stephens, Michigan, 2/19/2000
	15	Jesse Arnelles, Georgetown, 2/9/1952
	15	Dave Angstadt, Syracuse, 1976
	15	Steve Kuhn, Colgate, 12/19/1978

GAME ATTEMPTS

	FGA	Name
1.	37	Gene Harris, Holy Cross, 12/28/1961
2.	33	D.J. Newbill, Charlotte (Tot), 11/14/2015
3.	31	Jesse Arnelles, Bucknell, 1/5/1955
	31	Bob Weiss, Duke, 1/5/1965
	31	Ron Brown, Army, 1/22/1972
6.	30	Tony Carr, Minnesota (OT), 11/15/2018
7.	29	Ron Brown, Georgetown, 1972
8.	28	Jesse Arnelles, Temple, 1/29/1955
9.	27	Lamar Stevens at Indiana, 2/23/2020
10.	26	Joe Crispin, Villanova, 12/11/1999
	26	Joe Crispin, Kentucky, 11/25/2000
	26	Brandon Watkins, at NWestern (2OT), 3/1/2003
	26	Talor Battle, Virginia Tech, 12/12/2009

3-POINT FIELD GOAL RECORDS

CAREER MADE

	3FG	3FGA	PCT	
1.	336	887	37.9	Shep Garner, 2014-18
2.	332	829	40.0	Pete Lisicky, 1994-98
3.	317	930	34.1	Talor Battle, 2008-11
4.	308	885	34.8	Joe Crispin, 1998-2001
5.	232	657	35.3	Myles Dread, 2018-present
6.	221	579	38.2	Danny Morrissey, 2005-09
7.	206	574	35.9	Titus Ivory, 1997-2001
8.	195	489	39.9	Sharif Chambliss, 2001-03
9.	194	491	39.5	Dan Earl, 1993-99
10.	173	499	34.7	Mike Walker, 2005-08

CAREER ATTEMPTS

	3FGA	3FGM	PCT	
1.	930	317	34.1	Talor Battle, 2008-11
2.	887	336	37.9	Shep Garner, 2014-18
3.	885	308	34.8	Joe Crispin, 1998-2001
4.	829	332	40.0	Pete Lisicky, 1994-98
5.	657	232	35.3	Myles Dread, 2018-present
6.	579	221	38.2	Danny Morrissey, 2005-09
7.	574	206	35.9	Titus Ivory, 1997-2001
8.	499	173	34.7	Mike Walker, 2005-08
9.	491	194	39.5	Dan Earl, 1993-99
10.	489	195	39.9	Sharif Chambliss, 2001-03

CAREER PERCENTAGE (min. 100 attempts)

	PCT	3FGA	3FGM	
1.	43.7	108	247	Stanley Pringle, 2007-09
2.	41.6	42	101	Dwight Gibson, 1982-85
3.	41.5	54	130	Tyler Smith, 1999-2002
4.	41.3	246	595	Pete Lisicky, 1995-98
5.	41.3	172	416	Tom Hovasse, 1986-89
6.	40.5	100	247	Tony Ward, 1985-88
7.	40.0	45	115	DeForrest Riley, 2003
8.	39.9	195	489	Sharif Chambliss, 2001-03
9.	39.5	194	491	Dan Earl, 1994-99
10.	38.2	221	579	Danny Morrissey, 2005-09

SEASON MADE

	3FGM	3FGA	PCT	
1.	\$*120	277	43.3	Shep Garner, 2018
2.	*108	303	35.6	Joe Crispin, 2001
3.	106	287	36.9	Talor Battle, 2011
4.	*99	235	42.1	Sharif Chambliss, 2002
5.	92	271	33.9	Talor Battle, 2009
6.	89	232	38.4	Sharif Chambliss, 2003
7.	89	233	38.2	Pete Lisicky, 1997
8.	*89	189	47.1	Pete Lisicky, 1996
9.	86	234	36.8	Pete Lisicky, 1998
10.	84	243	38.5	Joe Crispin, 2000

SEASON ATTEMPTS

	3FGA	3FGM	PCT	
1.	303	108	35.6	Joe Crispin, 2001
2.	287	106	36.9	Talor Battle, 2011
3.	277	\$ 120	43.3	Shep Garner, 2018
4.	271	92	33.9	Talor Battle, 2009
5.	243	84	34.6	Joe Crispin, 2000
6.	235	99	42.1	Sharif Chambliss, 2002
7.	234	86	36.8	Pete Lisicky, 1998
8.	233	89	38.2	Pete Lisicky, 1997
9.	232	89	38.4	Sharif Chambliss, 2003
10.	230	82	35.7	Shep Garner, 2017

SEASON PERCENTAGE (min. 100 attempts)

	PCT	3FGM	3FGA	Name, Date
1.	49.5	45	91	Tony Ward, 1987
2.	*47.1	89	189	Pete Lisicky, 1996
3.	*45.3	72	159	Stanley Pringle, 2009
4.	44.8	39	87	Ben Luber, 2006
5.	44.1	64	145	Danny Morrissey, 2007
	44.1	26	59	Dwight Gibson, 1983
7.	43.5	74	170	Tom Hovasse, 1989
8.	43.3	\$ 120	277	Shep Garner, 2018
9.	42.1	99	235	Sharif Chambliss, 2002
10.	41.7	48	115	Dan Earl, 1996

GAME MADE

	3FGM	Name, Date
1.	9	Pete Lisicky, vs. Pennsylvania, 12/9/1995
2.	8	Shep Garner, at Boston College, 12/2/2015
3.	7	15 times, last Rasir Bolton vs. Colgate, 12/8/2018

GAME ATTEMPTED

	3FGA	Name, Date
1.	15	Joe Crispin, Kentucky, 11/25/2000
2.	14	Shep Garner, Ohio State, 2/28/2017
	14	Talor Battle, vs. Minnesota, 2/17/2011
	14	Sharif Chambliss, Illinois, 1/25/2003
	14	Joe Crispin, Ohio State, 2/27/1999
	14	Joe Crispin, Northwestern, 1999
	14	Pete Lisicky, Michigan State, 1997
	14	Pete Lisicky, Michigan, 1997
9.	13	16 times, last Myreon Jones, at Purdue, 1/17/2021

GAME PERCENTAGE (min. 5 attempts)

	PCT	3FM	3FA	
1.	100.0	5	5	Pete Lisicky, Purdue, 2/21/1998
	100.0	5	5	Tony Ward, at Vermont, 12/13/1987
	100.0	5	5	Tony Ward, vs. St. Joseph's (A10), 3/1/1987
4.	90.0	9	10	Pete Lisicky, vs. Penn, 12/9/1995

\$ Penn State record; * Denotes led Big Ten

FREE THROW RECORDS

CAREER MADE

	FTM	FTA	PCT	
1.	662	992	66.7	Jesse Arnelles, 1952-55
2.	519	703	73.8	Lamar Stevens, 2016-20
3.	477	687	69.4	John Amaechi, 1993-95
4.	453	585	77.4	Tim Frazier, 2010-14
5.	452	634	71.3	Talor Battle, 2008-11
6.	448	506	88.5	Joe Crispin, 1998-2001
7.	447	554	80.7	Freddie Barnes, 1989-92
8.	431	589	73.2	D.J. Newbill, 2013-15
9.	378	581	65.1	Geary Claxton, 2005-08
10.	351	465	75.5	Ed Fogell, 1986-90

CAREER ATTEMPTS

	FTA	FTM	PCT	
1.	992	662	66.7	Jesse Arnelles, 1952-55
2.	703	519	73.8	Lamar Stevens, 2016-20
3.	687	477	69.4	John Amaechi, 1993-95
4.	634	452	71.3	Talor Battle, 2008-11
5.	589	431	73.2	D.J. Newbill, 2013-15
6.	585	453	77.4	Tim Frazier, 2010-14
7.	581	378	65.1	Geary Claxton, 2005-08
8.	554	447	80.7	Freddie Barnes, 1989-92
9.	506	448	88.5	Joe Crispin, 1998-2001
10.	496	303	61.1	Gyasi Cline-Heard, 1998-2001

CAREER PERCENTAGE (min. 100 attempts)

	PCT	FTM	FTA	
1.	88.7	126	142	Sharif Chambliss, 2001-03
2.	88.5	448	506	Joe Crispin, 1998-2001
3.	86.8	223	257	Pete Lisicky, 1994-98
4.	86.6	194	224	Craig Collins, 1982-85
5.	83.6	337	403	Titus Ivory, 1997-2001
6.	83.4	146	175	Jeff Miller, 1975-78
7.	82.3	172	209	Glenn Sekunda, 1995-96
8.	81.9	118	144	Seth Lundy, 2019-present
9.	81.8	126	154	Jim Forjan, 1981-84
10.	80.7	447	554	Freddie Barnes, 1989-92
111.	80.2	81	101	Scott Wolz, 1979-81

SEASON MADE

	FTM	FTA	PCT	
1.	243	346	70.2	Jesse Arnelles, 1955
2.	181	203	89.3	Joe Crispin, 2000
3.	176	260	67.7	John Amaechi, 1995
4.	171	245	69.8	John Amaechi, 1994
5.	164	223	73.5	Gyasi Cline-Heard, 2001
6.	159	200	78.8	Tim Frazier, 2014
	159	201	79.1	Tim Frazier, 2012
	159	227	70.0	Jesse Arnelles, 1954
9.	157	204	77.0	Lamar Stevens, 2019
	157	207	75.8	D.J. Newbill, 2015

SEASON ATTEMPTS

	FTA	FTM	PCT	
1.	346	243	70.2	Jesse Arnelles, 1955
2.	260	176	67.7	John Amaechi, 1995
3.	245	171	69.8	John Amaechi, 1994
4.	227	159	70.0	Jesse Arnelles, 1954
5.	223	164	73.5	Gyasi Cline-Heard, 2001
6.	217	124	57.1	Jesse Arnelles, 1952
7.	210	147	70.0	Talor Battle, 2009
8.	207	157	75.8	D.J. Newbill, 2015
9.	204	157	77.0	Lamar Stevens, 2019
10.	203	181	89.2	Joe Crispin, 2000

SEASON PERCENTAGE (min. 50 attempts)

	PCT	FTM	FTA	
1.	^s 95.9	94	98	Craig Collins, 1985
2.	90.5	57	63	Joe Crispin, 1999
3.	*90.1	64	71	Sharif Chambliss, 2003
4.	*89.9	125	139	Titus Ivory, 2001
5.	*89.2	181	203	Joe Crispin, 2000
6.	*89.1	57	64	Sharif Chambliss, 2002
7.	89.1	106	119	Pete Lisicky, 1998
8.	89.0	73	82	Jeff Miller, 1978
9.	88.5	54	61	Pete Lisicky, 1997
10.	88.0	66	75	Joe Crispin, 1998

GAME MADE

	FTM	Name, Date
1.	22	Bill Mullan, at Pittsburgh, 2/28/1920
2.	20	Frank Wolf, Pittsburgh, 1921
	20	John Reed, at Pittsburgh, 2/2/1923
	20	John Reed, Bethany, 1/20/1923
5.	18	Jesse Arnelles, vs. Toledo, 12/28/1955
	18	Jesse Arnelles, Syracuse, 1/12/1955
	18	Jesse Arnelles, at Temple, 1/29/1955
8.	17	Tim Frazier, vs. St. John's (ot), 11/29/2013
	17	Frank Wolf, at Pittsburgh, 2/28/1919
10.	15	Jesse Arnelles, Pittsburgh, 1/28/1954
	15	Bob Donato, vs. Temple, 2/1/1964
	15	Tom Daley, Syracuse, 2/4/1970
	15	Joe Crispin, Siena, 3/20/2000

GAME ATTEMPTS

	FTA	Name, Date
1.	34	Frank Wolf, at Pittsburgh, 2/28/1919
2.	28	Jesse Arnelles, at Temple, 1/29/1955
3.	24	John Reed, at Pittsburgh, 2/2/1923
4.	24	Jesse Arnelles, Toledo, 12/28/1954
1.	24	Bill Mullan, at Pittsburgh, 2/28/1920
5.	23	Jesse Arnelles, Pittsburgh, 1/28/1954
6.	22	Jesse Arnelles, Syracuse, 1/12/1955
7.	21	Jesse Arnelles, Bucknell, 1/27/1954
8.	21	Jesse Arnelles, Carnegie Tech, 12/11/1955
9.	20	Tim Frazier, vs. St. John's (ot), 11/29/2013
	20	John Amaechi, Iowa, 2/23/1994

GAME PERCENTAGE (min. 10 made)

	PCT	FTM	FTA	
1.	1.000	14	14	Joe Crispin, Minnesota, 1/10/1998
	1.000	13	13	Joe Crispin, Iowa, 1/6/2001
	1.000	13	13	Ron Rainey, at W. Virginia, 12/12/1956
	1.000	11	11	Titus Ivory, Michigan, 2/7/2001
	1.000	11	11	Glenn Sekunda, CCSU, 12/10/1994

S Denotes NCAA stat champion * Denotes led Big Ten

REBOUND RECORDS

CAREER REBOUNDS

RBD	RPG	
1.	1,238	12.3 Jesse Amelle, 1952-55
2.	953	8.0 Mike Watkins, 2016-20
3.	912	8.3 Mike Lang, 1980-83
4.	875	6.5 Lamar Stevens, 2016-20
5.	854	5.8 John Harrar, 2017-22
6.	816	6.2 Ross Travis, 2012-15
7.	762	11.0 Gene Harris, 1960-62
8.	755	7.4 Geary Claxton, 2005-08
	755	6.2 Jamelle Cornley, 2006-09
10.	745	8.9 John Amaechi, 1993-95

SEASON REBOUNDS

RBD	RPG	
1.	428	15.3 Jesse Amelle, 1955
2.	368	10.5 Jarrett Stephens, 2000
3.	328	10.3 John Harrar, 2022
4.	316	9.9 John Amaechi, 1995
5.	298	13.0 Gene Harris, 1962
6.	297	9.9 Aaron Johnson, 2005
7.	289	13.1 Bill Stansfield, 1969
8.	288	11.1 Jon Marshall, 1974
9.	285	11.9 Jesse Amelle, 1954
10.	279	10.0 Mike Lang, 1983

SEASON REBOUNDS AVG

RBD	RPG	
1.	15.3	428 Jesse Amelle, 1955
2.	13.1	289 Bill Stansfield, 1969
3.	13.0	298 Gene Harris, 1962
4.	11.9	285 Jesse Amelle, 1954
5.	11.4	262 Jon Marshall, 1973
	11.4	274 Carver Clinton, 1965
7.	11.3	271 Jesse Amelle, 1953
8.	11.2	268 Paul Mickey, 1967
9.	11.1	288 Jon Marshall, 1974
	11.1	244 Paul Neumayer, 1971

GAME REBOUNDS

RBD	RPG	
1.	27	Jesse Amelle, Temple, 1/29/1955
2.	25	Jesse Amelle, Bucknell, 1/5/1955
	25	Jon Marshall, Cincinnati, 12/28/1973
4.	24	Aaron Johnson, W. Carolina, 11/15/2004
	24	Jesse Amelle, Gettysburg, 1953
6.	23	Tom Hancock, Colgate, 1958
	23	Gene Harris, Holy Cross, 12/28/1961
	23	Jon Marshall, Pittsburgh, 1973
9.	22	Gene Harris, Gettysburg, 2/6/1962
	22	Jesse Amelle, Memphis St., 1955

YEAR-BY-YEAR REBOUNDING AVG LEADER

YR	NAME	RBD	RPG	YR	NAME	RBD	RPG
1952	Jesse Amelle, F	254	9.8	2004	Jan Jagla, F	220	7.9
1953	Jesse Amelle, F	271	11.3	2005	Aaron Johnson, F	297	9.9
1954	Jesse Amelle, F	285	11.9	2006	Geary Claxton, F	225	7.5
1955	Jesse Amelle, F	428	15.3	2007	Geary Claxton, F	207	8.0
1956	unavailable			2008	Jamelle Cornley, F	149	6.0
1957	unavailable			2009	Jamelle Cornley, F	234	6.3
1958	unavailable			2010	Talor Battle, G	165	5.3
1959	Tom Hancock, F	205	10.2	2011	Jeff Brooks, F	209	6.3
1960	Gene Harris, C	220	10.0	2012	Tim Frazier, G	150	4.7
1961	Gene Harris, C	244	10.2	2013	Ross Travis, F	229	7.4
1962	Gene Harris, C	298	13.0	2014	Ross Travis, F	239	7.0
1963	Earl Hoffman, F	157	7.8	2015	Ross Travis, F	213	6.3
1964	Carver Clinton, F	222	9.6	2016	Brandon Taylor, F	207	6.5
1965	Carver Clinton, F	274	11.4	2017	Mike Watkins, F	267	8.1
1966	Carver Clinton, F	238	9.9	2018	Mike Watkins, F	258	8.9
1967	Paul Mickey, F	268	11.2	2019	Lamar Stevens, F	245	7.7
1968	Jeff Persson, G	165	8.2	2020	Mike Watkins, F	228	7.6
1969	Bill Stansfield, F	289	13.1	2021	John Harrar, F	219	8.8
1970	Bob Fittin, F	190	7.9	2022	John Harrar, F	320	10.3
1971	Paul Neumayer, C	244	11.1				
1972	Ron Brown, G	224	9.3				
1973	Jon Marshall, F	262	11.4				
1974	Jon Marshall, F	288	11.1				
1975	Randy Meister, F	244	10.6				
1976	Chris Erichsen, F	204	8.2				
1977	Carvin Jefferson, F	219	8.4				
1978	Carvin Jefferson, F	233	8.6				
1979	Steve Kuhn, F	122	4.1				
1980	Frank Brickowski, F	219	7.8				
1981	Mike Lang, F	214	7.9				
1982	Mike Lang, F	237	8.8				
1983	Mike Lang, F	279	10.0				
1984	David Griffin, F	131	4.9				
1985	Carl Chrabascz, F	140	5.2				
1986	Mike Peapos, F	151	5.6				
1987	Tom Hovasse, F	139	5.2				
1988	Tom Hovasse, F	182	6.7				
1989	Tom Hovasse, F	217	7.5				
1990	James Barnes, F	215	6.7				
1991	James Barnes, F	239	7.5				
1992	David Degitz, F	118	5.1				
1993	John Amaechi, F	206	7.6				
1994	John Amaechi, F	223	8.9				
1995	John Amaechi, F	316	9.9				
1996	Matt Gaudio, F	174	6.4				
1997	Phil Williams, F	162	6.8				
1998	Calvin Booth, F	208	6.8				
1999	Calvin Booth, F	236	8.7				
2000	Jarrett Stephens, F	368	10.5				
2001	Gyasi Cline-Heard, F	269	8.2				
2002	Jan Jagla, F	140	5.8				
2003	Aaron Johnson, F	150	7.5				

ASSIST RECORDS

CAREER ASSISTS

ASST	APG	
1. 641	5.7	Tim Frazier, 2010-14
2. 600	4.7	Freddie Barnes, 1989-92
3. 574	4.6	Dan Earl, 1993-99
4. 517	3.8	Talor Battle, 2008-11
5. 485	3.8	Joe Crispin, 1998-2001
485	4.7	Tom Wilkinson, 1977-80
7. 450	3.5	Monroe Brown, 1989-92
8. 443	3.4	Titus Ivory, 1997-2001
9. 418	3.9	Ben Luber, 2004-07
10. 385	3.7	Dwight Gibson, 1982-85

SEASON ASSISTS

ASST	APG	
1. 198	6.2	Tim Frazier, 2012
2. 189	5.0	Talor Battle, 2009
3. 186	5.0	Tony Carr, 2018
4. 182	5.4	Tim Frazier, 2014
5. 181	5.7	Dan Earl, 1995
6. 178	5.1	Joe Crispin, 2000
7. 177	6.1	Freddie Barnes, 1992
8. 173	5.2	Tim Frazier, 2011
9. 165	6.1	Tom Wilkinson, 1978
10. 159	4.7	Freddie Barnes, 1990

SEASON ASSISTS AVG.

ASST	APG	
1. *6.2	198	Tim Frazier, 2012
2. 6.1	177	Freddie Barnes, 1992
6.1	165	Tom Wilkinson, 1978
4. 5.7	181	Dan Earl, 1995
5.7	153	Tom Wilkinson, 1979

**led Big Ten*

GAME ASSISTS

ASST	
1. 15	Tom Doaty, Syracuse, 1/29/1975
2. 14	Tony Carr, vs. Utah (NIT), 3/29/2018
	Tony Carr, at Indiana (3OT), 2/1/2017
	Ron Brown, Bucknell, 12/2/1972
5. 13	Dan Earl, at Iowa (NIT), 3/23/1995
	13 Tim Frazier, at Duquesne, 12/11/2013
7. 12	Tom Daley, Cornell, 1/27/1970
	12 Tom Wilkinson, vs. Rochester, 12/29/1977
	12 Tom Wilkinson, Marquette, 2/2/1978
	12 Dan Earl, vs. Penn, 12/9/1995
	12 Dan Earl, at Iowa, 2/3/1996

YEAR-BY-YEAR ASSISTS LEADER

YR	NAME	ASST	APG	YR	NAME	ASST	APG
1959	Mark DuMars	21	1.1	2003	Brandon Watkins	103	3.7
1960	Mark DuMars	31	1.4	2004	Ben Luber	114	4.1
1961	Mark DuMars	28	1.3	2005	Ben Luber	89	3.6
1962	Gene Harris	33	1.4	2006	Ben Luber	129	4.4
1963	Bob Weiss	37	1.9	2007	Ben Luber	86	3.4
1964	Bob Weiss	53	2.3	2008	Talor Battle	99	3.5
1965	Bob Weiss	91	3.8	2009	Talor Battle	189	5.0
1966	Carver Clinton	27	1.1	2010	Talor Battle	129	4.2
1967	Jeff Persson	83	3.5	2011	Tim Frazier	173	5.2
1968	Tom Daley	23	1.1	2012	Tim Frazier	198	6.2
1969	Tom Daley	31	1.4	2013	D.J. Newbill	125	4.0
1970	Tom Daley	101	4.2	2014	Tim Frazier	182	5.4
1971	Bruce Mello	60	2.7	2015	D.J. Newbill	105	3.1
1972	Ron Brown	110	4.6	2016	Shep Garner	109	3.4
1973	Ron Brown	120	5.2	2017	Tony Carr	139	4.2
1974	Ron Brown	120	4.6	2018	Tony Carr	186	5.0
1975	Tom Doaty	93	4.0	2019	Josh Reaves	94	2.9
1976	Jim Ouderkirk	67	2.8	2020	Jamari Wheeler	99	3.2
1977	Jeff Miller	81	3.1	2021	Jamari Wheeler	88	3.5
1978	Tom Wilkinson	165	6.1	2022	Jalen Pickett	135	4.4
1979	Tom Wilkinson	153	5.7				
1980	Tom Wilkinson	110	3.9				
1981	Rich Fetter	93	3.4				
1982	Dwight Gibson	113	4.2				
1983	Dwight Gibson	98	3.6				
1984	Jim Forjan	105	3.9				
1985	Tony Ward	106	3.9				
1986	Paul Murphy	90	3.1				
1987	Tony Ward	82	3.3				
1988	Tony Ward	91	3.4				
1989	Freddie Barnes	112	3.5				
1990	Freddie Barnes	159	4.7				
1991	Freddie Barnes	152	4.8				
1992	Freddie Barnes	177	6.1				
1993	Michael Jennings	87	3.3				
1994	Dan Earl	113	4.2				
1995	Dan Earl	181	5.7				
1996	Dan Earl	150	5.4				
1997	Ryan Bailey	113	4.2				
1998	Pete Lisicky	113	3.5				
1999	Dan Earl	111	4.1				
2000	Joe Crispin	178	5.1				
2001	Titus Ivory	147	4.5				
2002	Brandon Watkins	116	4.1				

BLOCK RECORDS

CAREER BLOCKS

	BLK	BPG	
1.	428	3.8	Calvin Booth, 1995-99
2.	265	2.2	Mike Watkins, 2016-20
3.	191	2.3	John Amaechi, 1993-95
4.	133	1.5	Jordan Dickerson, 2014-16
5.	127	0.9	Lamar Stevens, 2016-20
6.	110	1.4	Jan Jagla, 2002-04
7.	107	0.8	Gyasi Cline-Heard, 1998-2001
8.	100	0.9	Donovan Jack, 2013-16
9.	99	0.9	Carvin Jefferson, 1976-79
10.	92	0.8	Josh Reaves, 2015-19

SEASON BLOCKS

	BLK	BPG	
1.	140	4.4	Calvin Booth, 1998
2.	101	3.6	Calvin Booth, 1996
3.	95	3.5	Calvin Booth, 1999
4.	92	3.4	Calvin Booth, 1997
5.	90	2.7	Mike Watkins, 2017
6.	68	2.3	Mike Watkins, 2018
	68	2.1	John Amaechi, 1995
8.	66	2.2	Mike Watkins, 2020
9.	65	2.4	John Amaechi, 1993
10.	58	2.3	John Amaechi, 1994

SEASON BLOCKS AVG

	BPG	BLK	
1.	4.4	140	Calvin Booth, 1998
2.	3.6	101	Calvin Booth, 1996
3.	3.5	95	Calvin Booth, 1999
4.	3.4	92	Calvin Booth, 1997
5.	2.7	90	Mike Watkins, 2017
6.	2.4	65	John Amaechi, 1993
7.	2.3	68	Mike Watkins, 2018
	2.3	58	John Amaechi, 1994
9.	2.2	66	Mike Watkins, 2020
10.	2.1	68	John Amaechi, 1995

GAME BLOCKS

	BLK	
1.	10	& Calvin Booth, at Dayton, 3/16/1998
	10	Calvin Booth, George Mason, 12/8/1997
3.	9	Calvin Booth, at BYU, 12/2/1998
	9	Calvin Booth, Lehigh, 12/6/1998
	9	Calvin Booth, Bucknell, 11/22/1995
6.	8	% Mike Watkins, vs. Nebraska (OT), 3/8/2017
	8	Mike Watkins, vs. Ole Miss, 11/27/2019
	8	Mike Watkins, Wright State, 12/3/2016
	8	Calvin Booth, Morgan St., 11/25/1995
	8	Calvin Booth, UT-Chattanooga, 12/17/1995
	8	Calvin Booth, Northwestern, 1/22/1998
	8	Calvin Booth, Indiana (2OT), 1/31/1999
13.	7	5x, last by Mike Watkins, UMES, 11/5/2019

& Recorded as part of Booth's triple-double (19 pts, 10 reb, 10 blk)

% Big Ten Conference Tournament single-game record

YEAR-BY-YEAR BLOCKS LEADER

	Name	BLK	BPG	CONF	BPG
1976	Carvin Jefferson	22	0.9		
1977	Carvin Jefferson	29	1.1		
1978	Carvin Jefferson	34	1.3		
1979	Frank Brickowski	14	0.6		
	Carvin Jefferson	14	0.5		
1980	Frank Brickowski	22	0.8		
1981	Frank Brickowski	20	0.8		
	Mike Lang	20	0.7		
1982	Mike Lang	8	0.3		
1983	Rich Fetter	13	0.5		
1984	Dick Mumma	11	0.4		
1985	Carl Chrabaszcz	8	0.3		
1986	Jim Newcomer	12	0.5		
1987	Ed Fogell	10	0.4		
	Jim Newcomer	10	0.4		
1988	Tom Hovasse	14	0.5		
1989	Ed Fogell	23	0.7		
1990	Ed Fogell	43	1.3		
1991	C.J. Johnson	19	0.6		
1992	Monroe Brown	18	0.6		
1993	John Amaechi	65	2.4	*50	2.78
1994	John Amaechi	58	2.3	39	2.29
1995	John Amaechi	68	2.1	28	
1996	Calvin Booth	*101	3.6	*58	3.22
1997	Calvin Booth	*92	3.4	*45	2.5
1998	Calvin Booth	*140	4.4	*69	4.31
1999	Calvin Booth	*95	3.5	*51	3.19
2000	Gyasi Cline-Heard	39	1.1	20	1.33
2001	Gyasi Cline-Heard	51	1.5	22	1.38
2002	Jan Jagla	31	1.3	19	1.19
2003	Jan Jagla	45	1.6	23	1.61
2004	Jan Jagla	34	1.2	13	0.81
2005	Geary Claxton	23	0.8	16	1.0
2006	Geary Claxton	21	0.7	13	0.81
2007	Geary Claxton	18	0.7	12	
2008	Geary Claxton	12	0.7		
2009	Andrew Jones	13	0.3	7	
2010	Jeff Brooks	14	0.4	10	
2011	Jeff Brooks	46	1.4	25	1.47
2012	Jon Graham	19	0.7		
2013	Jon Graham	25	0.8		
2014	Donovan Jack	53	1.6	21	1.2
2015	Jordan Dickerson	53	1.6	31	1.7
2016	Jordan Dickerson	51	1.6	22	1.2
2017	Mike Watkins	90	2.7	37	2.1
2018	Mike Watkins	68	2.3	29	1.7
2019	Mike Watkins	41	1.5	33	1.7
2020	Mike Watkins	66	2.2	25	1.3
2021	Seth Lundy	14	0.6	9	0.5
2022	Seth Lundy	20	0.7	15	0.8

*Denotes led Big Ten

STEAL RECORDS

CAREER STEALS

STL	SPG	Name, Years
1.	252	Ron Brown, 1972-74
2.	250	Josh Reaves, 2015-19
3.	239	Monroe Brown, 1989-92
4.	218	Titus Ivory, 1998-2001
5.	196	Tim Frazier, 2010-14
6.	191	Jamari Wheeler, 2017-21
7.	182	Dwight Gibson, 1982-85
8.	176	Tom Daley, 1968-70
9.	162	Dan Earl, 1994-99
10.	158	Freddie Barnes, 1989-92

SEASON STEALS

STL	SPG	Name, Year
1.	97	Ron Brown, 1974
2.	93	Tom Daley, 1970
3.	84	Titus Ivory, 2001
4.	82	Monroe Brown, 1991
5.	80	Josh Reaves, 2019
	80	Ron Brown, 1973
7.	76	Tim Frazier, 2012
8.	75	Ron Brown, 1972
9.	74	Josh Reaves, 2018
10.	73	Chuck Crist, 1972

SEASON STEALS AVG

SPG	STL	Name, Year
1.	3.9	Tom Daley, 1970
2.	3.7	Ron Brown, 1974
3.	3.5	Ron Brown, 1973
4.	3.1	Ron Brown, 1972
5.	2.9	Chuck Crist, 1972
6.	2.6	Monroe Brown, 1991
7.	2.5	Josh Reaves, 2019
8.	2.5	Titus Ivory, 2001
9.	2.4	Tim Frazier, 2012
	2.4	Monroe Brown, 1992

GAME STEALS

STL	Name, Date
1.	8 Tom Doaty, West Virginia, 2/18/1970
	8 Monroe Brown, Rhode Island, 1/3/1991
3.	7 Josh Reaves, at Nebraska, 2/25/2018
	7 Stanley Pringle, St. Francis, 11/12/2007
	7 Dan Earl, Bucknell, 1999
	7 Titus Ivory, Michigan, 2/7/2001
7.	6 Myles Dread, vs. Wright State, 11/20/2018
	6 Jamari Wheeler, at George Mason, 12/17/2017
	6 Dwight Gibson, Temple, 1983
	6 Dwight Gibson, Bradley, 12/10/1983
	6 Brian Allen, St. Joseph's, 1988
	6 Monroe Brown, Miami (Ohio), 1/18/1992
	6 Matt Gaudio, Minnesota, 1/11/1996
	6 Travis Parker, Northwestern, 2/26/2006
	6 Tim Frazier, at Nebraska, 1/11/2012

YEAR-BY-YEAR STEALS LEADER

Year	Name	STL	SPG	CONF	SPG
1970	Tom Daley	93	3.9		
1971	--				
1972	Ron Brown	75	3.1		
1973	Ron Brown	80	3.5		
1974	Ron Brown	97	3.7		
1975	--				
1976	Chris Erichsen	40	1.6		
1977	Jeff Miller	39	1.5		
1978	Jeff Miller	42	1.6		
1979	Steve Kuhn	24	0.8		
	Tom Wilkinson	24	0.9		
1980	Mike Lang	31	1.1		
1981	Mike Lang	36	1.3		
1982	Dwight Gibson	36	1.3		
1983	Dwight Gibson	39	1.4		
1984	Dwight Gibson	33	1.3		
1985	Dwight Gibson	41	1.6		
1986	Brian Allen	38	1.4		
1987	Brian Allen	27	1.0		
1988	Tom Hovasse	42	1.6		
1989	Bruce Blake	37	1.2		
1990	Monroe Brown	52	1.5		
1991	Monroe Brown	82	2.6		
1992	Monroe Brown	70	2.4		
1993	Greg Bartram	35	1.3		
1994	John Amaechi	23	0.9		
	Greg Bartram	23	0.9		
1995	Dan Earl	39	1.2		
1996	Dan Earl	* 53	1.9	*36	2.0
1997	Ryan Bailey	29	1.1		
1998	Jarrett Stephens	48	1.5		
1999	Dan Earl	48	1.8		
2000	Jarrett Stephens	62	1.8	30	1.88
2001	Titus Ivory	84	2.5	*33	2.06
2002	Sharif Chambliss	34	1.2	18	1.18
2003	Sharif Chambliss	32	1.1		
2004	Ben Luber	40	1.4		
2005	Travis Parker	28	0.9		
2006	Geary Claxton	42	1.4		
2007	Jamelle Cornley	31	1.0	22	1.38
2008	Talor Battle	40	1.3		
2009	Stanley Pringle	49	1.3	25	1.39
2010	Talor Battle	34	1.1	23	1.3
2011	Tim Frazier	35	1.0		
2012	Tim Frazier	76	2.4	*43	2.39
2013	Jermaine Marshall	45	1.5		
	D.J. Newbill				
2014	Tim Frazier	53	1.6	26	1.4
2015	D.J. Newbill	44	1.3		
2016	Shep Garner	42	1.3	21	1.2
2017	Josh Reaves	* 60	2.1	36	2.0
2018	Josh Reaves	* 74	2.2	*28	2.0
2019	Josh Reaves	*#80	2.5	*52	2.6
2020	Jamari Wheeler	* 48	1.5	26	1.3
2021	Jamari Wheeler	44	*1.5	*35	*1.8
2022	Jalen Pickett	35	1.1	29	1.5

* Denotes led Big Ten. # Became first Big Ten player to lead category (all games) in three-straight years

DOUBLE-DOUBLE GAMES

CAREER DOUBLE-DOUBLES

1.	38	John Amaechi	1993-95
2.	33	Mike Watkins	2016-20
3.	26	Geary Claxton	2005-08
4.	24	Jarrett Stephens	1996-2000
	24	Mike Lang	1980-83
6.	19	Aaron Johnson	2002-04
	19	Tom Hovasse	1986-89
8.	18	John Harrar	2017-22
9.	16	Lamar Stevens	2016-20
	16	Carvin Jefferson	1977-78

TRIPLE-DOUBLES

1.	1	Calvin Booth	3/16/1998 (NIT)
----	---	--------------	-----------------

19 points, 10 rebounds, 10 blocks

SEASON DOUBLE-DOUBLES

1.	20	John Amaechi	1994-95
2.	19	Jarrett Stephens	1999-2000
3.	14	Mike Lang	1983-83
4.	12	John Harrar	2021-22
	12	Mike Watkins	2017-18
6.	11	Aaron Johnson	2004-05
	11	John Amaechi	1993-94
8.	10	Gyasi Cline-Heard	2000-01
9.	9	Lamar Stevens	2018-19
	9	Geary Claxton	2007-08
	9	Mike Lang	1981-82
	9	Carvin Jefferson	1976-77

Lists compiled from statistical information since 1976-77 season.

JOHN AMAECHI (38)

1994-95 (20)		
Pts	Rbs	Game
18	13	@Duquesne, 11/30/1994
16	12	UMES, 12/6/1994
22	12	Bucknell, 12/8/1994
17	11	vs. Texas Tech, 12/28/1994
14	10	vs. Richmond, 12/30/1994
10	10	@Minnesota, 1/4/1995
26	14	Michigan, 1/8/1995
15	11	@Ohio State, 1/14/1995
27	12	Indiana, 1/18/1995
14	10	Northwestern, 1/21/1995
16	12	Purdue, 1/28/1995
17	10	@Michigan State, 2/2/1995
16	10	Iowa, 2/4/1995
10	13	@Purdue, 2/15/1995
15	10	Wisconsin, 2/18/1995
30	11	@Northwestern, 2/22/1995
19	14	@Michigan, 3/8/1995
18	11	Minnesota, 3/11/1995
12	10	@Nebraska, 3/21/1995
12	12	@Iowa, 3/23/1995

1993-94 (11)		
19	10	Vermont, 11/29/1993
19	16	@Akron, 12/8/1993
23	13	vs. Charleston, 12/28/1993
11	10	@Indiana, 1/8/1994
26	10	Minnesota, 1/15/1994
10	14	@Iowa, 1/22/1994
21	12	@Northwestern, 1/29/1994
15	14	Ohio State, 2/19/1994
26	11	Iowa, 2/23/1994
25	12	Northwestern, 3/2/1994
21	11	Michigan State, 3/12/1994

1992-93 (7)		
20	11	Ohio State, 1/5/1993
11	10	Northwestern, 1/13/1993
29	14	@Illinois, 1/21/1993
11	13	Wisconsin, 1/30/1993
18	13	Michigan, 2/17/1993
10	15	@Wisconsin, 3/3/1993
15	12	@Purdue, 3/11/1993

MIKE WATKINS (33)

2019-20 (7)		
Pts	Rbs	Game
12	11	UMES, 11/5/2019
18	12	Ole Miss, 11/27/2019
15	16	Syracuse, 11/29/2019
15	11	Maryland, 12/10/2019
19	10	Cornell, 12/29/2019
11	17	Nebraska, 2/1/2020
19	10	@Purdue, 2/11/2020

2018-19 (6)		
Pts	Rbs	Game
18	16	Colgate, 12/8/2018
19	12	@Michigan, 1/3/2019
12	14	@Nebraska, 1/10/19
11	11	Iowa, 1/16/2019

10	11	Purdue (OT), 1/31/2019
10	12	@Illinois, 2/23/2019

2017-18 (12)		
Pts	Rbs	Game
11	14	Columbia, 11/17/2017
15	12	George Washington, 12/9/2017
14	12	@George Mason, 12/17/17
12	11	Binghamton, 12/19/2017
17	17	@Maryland, 1/2/2018
18	17	Northwestern, 1/5/2018
10	12	@Indiana, 1/9/2018
20	15	Nebraska (OT), 1/12/2018
20	11	Minnesota, 1/15/2018
15	19	Rutgers, 1/27/2018
19	10	Iowa, 2/3/2018
11	10	Ohio State, 2/15/2018

2016-17 (8)		
12	12	Georgia Tech, 11/29/2016
17	15	vs. Pittsburgh, 12/10/2016
15	13	vs. St. John's, 12/18/2016
15	15	Minnesota, 1/14/2017
12	11	@Indiana (3OT), 2/1/2017
11	13	Purdue, 2/21/2017
17	12	@Iowa, 3/5/2017
18	11	vs. Nebraska, 3/8/2017

GEARY CLAXTON (26)

2007-08 (9)		
Pts	Rbs	Game
23	10	St. Francis (Pa.), 11/12/2007
20	10	Canisius, 11/16/2007
23	12	vs. Rider, 11/23/2007
21	11	Seton Hall, 12/8/2007
21	10	Princeton, 12/12/2007
29	10	Lehigh, 12/31/2007
18	11	@Northwestern, 1/2/2008
11	11	@Illinois, 1/6/2008
19	10	Minnesota, 1/12/2008

2006-07 (8)		
16	10	Hartford, 12/6/2006
29	11	@Seton Hall, 12/9/2006
21	13	Long Island, 12/13/2006
31	11	VMI, 12/30/2006
20	12	@Minnesota, 1/27/2007
14	12	Purdue, 2/3/2007
13	10	Wisconsin, 2/7/2007
19	10	Ohio State, 2/14/2007

2005-06 (7)		
13	13	Cornell, 11/19/2005
15	12	@Texas A&M, 12/3/2005
15	10	@Northwestern, 1/11/2006
20	10	Purdue, 1/18/2006
19	13	@Michigan State, 1/28/2006
17	10	vs. Northwestern (BTT), 3/9/2006
12	12	vs. Ohio State (BTT), 3/10/2006

2004-05 (2)		
14	12	Ohio State, 2/12/2005
20	13	vs. Ohio State (BTT), 3/10/2005

DOUBLE-DOUBLE GAMES

JARRETT STEPHENS (24)

1999-00 (19)

Pts	Rbs	Game
21	13	Boston College, 11/27/1999
19	12	@Penn, 12/4/1999
21	13	George Mason, 12/8/1999
15	17	@Villanova, 12/11/1999
21	17	Bucknell, 12/19/1999
14	12	@Temple, 12/22/1999
27	16	vs. Manhattan, 12/28/1999
27	13	vs. Arizona State, 12/29/1999
14	14	Indiana, 1/8/2000
10	12	Iowa, 1/15/2000
15	12	Wisconsin, 1/19/2000
24	13	Minnesota, 1/26/2000
22	12	@Indiana, 2/2/2000
12	12	Illinois, 2/6/2000
33	18	@Michigan, 2/19/2000
13	10	@Purdue, 2/27/2000
21	12	vs. Ohio State (BTT), 3/10/2000
11	16	Princeton (NIT), 3/15/2000
24	10	Kent State (NIT), 3/20/2000

1997-98 (3)

19	10	Illinois, 1/31/1998
27	11	@Minnesota, 2/18/1998
16	10	@Dayton (NIT), 3/16/1998

1996-97 (1)

13	10	@Indiana, 2/11/1997
----	----	---------------------

1995-96 (1)

14	11	Vermont, 11/27/1995
----	----	---------------------

MIKE LANG (24)

1982-83 (14)

Pts	Rbs	Game
12	10	Philadelphia Textile, 12/7/1982
17	12	Alabama (3ot), 12/11/1982
12	10	vs. St. Joseph's, 12/14/1982
18	17	vs. SMU, 12/18/1982
21	13	@South Florida, 12/20/1982
18	11	vs. Iowa State, 12/29/1982
13	15	St. Bonaventure, 1/8/1983
15	11	vs. Duquesne, 1/10/1983
14	14	West Virginia, 1/13/1983
17	10	@Geo. Washington, 1/22/1983
16	13	@Massachusetts, 2/2/1983
11	12	Rhode Island, 2/12/1983
16	10	Boston Univ., 2/21/1983
13	13	vs. West Virginia, 3/9/1983

1981-82 (9)

13	12	@UNC Charlotte, 12/5/1981
12	12	Nebraska, 12/21/1981
14	13	@DePaul, 1/2/1982
16	13	Pittsburgh (2ot), 1/16/1982
20	13	@West Virginia, 1/18/1982
15	13	@Pennsylvania, 1/23/1982
14	12	Temple, 1/27/1982
12	12	@Niagara, 2/17/1982
14	13	Cleveland State, 3/2/1982

1980-81 (1)

10	13	@Indiana State, 12/3/1980
----	----	---------------------------

AARON JOHNSON (19)

2004-05 (11)

Pts	Rbs	Game
12	10	vs. Illinois State, 11/14/2004
13	24	vs. W. Carolina, 11/15/2004
25	12	Lehigh, 11/19/2004
18	20	Sacred Heart, 11/27/2004
10	12	@Georgetown, 12/6/2004
12	12	vs. Valparaiso, 12/28/2004
16	12	Texas A&M, 1/2/2005
11	11	Michigan, 1/15/2005
17	11	Wisconsin, 1/29/2005
11	10	@Indiana, 2/2/2005
11	15	Minnesota, 3/2/2005

2003-04 (5)

11	13	Northwestern (ot), 1/28/2004
20	12	Purdue, 2/4/2004
28	15	Indiana, 2/11/2004
10	10	@Northwestern, 2/14/2004
14	13	vs. Northwestern (BTT), 3/11/2004

2002-03 (3)

20	12	Purdue, 1/18/2003
18	10	Minnesota, 1/29/2003
12	14	@Minnesota, 2/22/2003

TOM HOVASSE (19)

1988-89 (8)

Pts	Rbs	Game
18	14	Vermont, 12/1/1988
23	12	@Temple, 12/26/1988
22	10	Massachusetts, 1/5/1989
28	11	@St. Joseph's, 1/7/1989
17	13	@Duquesne, 1/16/1989
17	14	@Rhode Island, 1/22/1989
16	11	Rhode Island, 1/28/1989
25	10	vs. Rhode Island (A10), 3/5/1989

1987-88 (6)

20	12	Oklahoma, 12/1/1987
14	10	S'western Louisiana, 12/29/1987
13	12	Rutgers, 1/10/1988
10	10	George Washington, 1/16/1988
15	10	Massachusetts, 2/13/1988
18	11	Rhode Island, 2/25/1988

1986-87 (3)

11	15	St. Joseph's, 1/31/1987
29	13	Temple (ot), 2/9/1987
26	12	@Rutgers, 2/21/1987

1985-86 (2)

19	10	Wagner, 12/21/1985
18	10	vs. Valparaiso, 12/28/1985

JOHN HARRAR (18)

2021-22 (12)

Pts	Rbs	Game
16	14	Youngstown St., 11/10/2021
14	13	St. Francis Brooklyn, 11/18/2021
16	12	Miami (Fla.), 12/1/2021
12	12	Ohio State, 12/5/2021
16	11	@Michigan State, 12/11/2021
19	10	Iowa, 1/31/2022
16	16	Michigan State, 2/15/2022
10	10	Minnesota, 2/17/2022
14	13	@Maryland, 2/21/2022
11	20	Northwestern, 2/25/2022
15	17	@Rutgers, 3/6/2022
15	12	vs. Purdue, 3/11/2022

2020-21 (5)

Pts	Rbs	Game
14	14	@Purdue, 1/17/2021
15	10	@Ohio State, 1/27/2021
17	14	@Michigan State, 2/9/2021
10	14	@Nebraska, 2/23/2021
12	11	Minnesota, 3/3/2021

2019-20 (1)

Pts	Rbs	Game
12	14	@Northwestern, 3/7/2020

CARVIN JEFFERSON (16)

1977-78 (7)

Pts	Rbs	Game
10	13	Delaware, 12/5/1977
26	10	Muhlenberg, 12/12/1977
22	14	@West Virginia, 1/30/1978
14	10	Marquette, 2/2/1978
12	10	@Navy, 2/11/1978
13	15	@Pitt, 2/18/1978 (ot)
15	15	vs. Villanova (EEP), 3/2/1978

1976-77 (9)

12	20	Muhlenberg, 12/7/1976
20	12	@Kent State, 12/9/1976
16	10	vs. Memphis State, 12/17/1976
21	10	@Rutgers, 1/5/1977
17	10	George Washington, 1/14/1977
12	11	@Gettysburg, 1/26/1977
16	16	Pittsburgh, 1/29/1977
11	11	Army, 2/3/1977
16	11	West Virginia, 2/16/1977

DOUBLE-DOUBLE GAMES

LAMAR STEVENS (16)

2019-20 (5)

Pts	Rbs	Game
13	13	Yale, 11/23/2019
15	10	Maryland, 12/10/2019
18	11	Alabama, 12/14/2019
19	13	Wisconsin, 1/11/2020
20	10	@Iowa, 2/29/2020

2018-19 (9)

22	10	North Florida, 11/9/2018
25	12	@DePaul (ot), 11/15/2018
12	10	Indiana, 12/4/2018
12	10	Colgate, 12/8/2018
25	10	@Duquesne, 12/19/2018
17	10	@Michigan, 1/3/2019
20	12	@Ohio State, 2/7/2019
26	12	Michigan, 2/12/2019
22	10	@Wisconsin, 3/2/2019

2017-18 (2)

Pts	Rbs	Game
23	12	@George Mason, 12/17/2017
10	11	Rider, 12/22/2017

JAN JAGLA (15)

2003-04 (8)

Pts	Rbs	Game
23	11	Georgetown, 11/23/2003
23	15	St. Francis, Pa., 11/26/2003
25	11	Cleveland State, 12/3/2003
18	17	vs. Arkansas State, 12/28/2003
28	10	Minnesota, 1/7/2004
12	11	Northwestern, 1/28/2004
11	11	@Iowa, 1/31/2004
16	10	@Northwestern, 2/14/2004

2002-03 (4)

16	11	@Penn, 11/23/2002
15	12	Robert Morris, 1/2/2003
12	10	Buffalo, 1/4/2003
11	10	@Indiana, 1/8/2003

2001-02 (3)

19	11	Purdue, 2/6/2002
11	10	Iowa, 2/13/2002
10	12	Northwestern, 2/16/2002

JAMELLE CORNLEY (12)

2008-09 (4)

Pts	Rbs	Game
14	12	William & Mary, 11/14/2008
17	10	Hartford, 11/20/2008
17	11	Michigan, 1/20/2009
23	12	@Florida, 3/24/2009

2007-08 (2)

22	11	@Northwestern, 1/2/2008
18	12	@Illinois, 1/6/2008

2006-07 (5)

17	12	Morehead St., 11/10/2006
23	11	UNCG, 11/13/2006
18	10	St. Joseph's, 11/25/2006
16	11	@Iowa, 1/24/2007
20	13	vs. Iowa, 2/28/2007

2005-06 (1)

11	13	@Purdue, 2/18/2006
----	----	--------------------

JAMES BARNES (12)

1990-91 (7)

Pts	Rbs	Game
10	13	@Rhode Island, 1/5/1991
22	10	@West Virginia, 1/31/1991
11	12	St. Bonaventure, 2/6/1991
11	10	St. Joseph's, 2/9/1991
13	10	Temple, 2/13/1991
12	10	George Washington, 2/18/1991
14	11	vs. Duquesne (A10), 3/3/1991

1989-90 (5)

16	12	Brigham Young, 12/2/1989
12	10	@Duquesne, 1/15/1990
17	10	@St. Bonaventure, 1/23/1990
13	11	George Washington, 1/27/1990
19	11	Rhode Island, 2/8/1990

GYASI CLINE-HEARD (11)

2000-01 (10)

Pts	Rbs	Game
17	16	Penn, 12/2/2000
17	12	Bucknell, 12/22/2000
13	12	vs. Hofstra, 12/27/2000
19	12	Iowa, 1/6/2001
15	10	@Wisconsin, 1/27/2001
19	10	Illinois (ot), 1/31/2001
19	11	Indiana (ot), 2/3/2001
15	10	vs. Northwestern, 2/21/2001
16	10	Michigan State, 2/24/2001
16	10	vs. Providence (NCAA), 3/16/01

1998-99 (1)

12	13	@Ohio State, 11/20/1998
----	----	-------------------------

CALVIN BOOTH (11)

1998-99 (8)

Pts	Rbs	Game
21	11	VMI, 11/16/1998
19	11	@Ohio State, 11/20/1998
15	12	@George Mason, 11/28/1998
21	10	Villanova, 12/5/1998
23	12	Indiana (2ot), 1/31/1999
15	12	@Purdue, 2/20/1999
16	11	@Michigan, 2/24/1999
21	11	Ohio State (ot), 2/27/1999

1997-98 (3)

14	10	@VMI, 12/14/1997
16	10	@Minnesota, 2/18/1998
19	10	*** @Dayton (NIT), 3/16/1998

***triple double with 10 blocks

FRANK BRICKOWSKI (11)

1980-81 (4)

Pts	Rbs	Game
20	10	@Syracuse, 12/16/1980
11	10	vs. Boston College, 12/29/1980
19	11	Northeastern, 1/24/1981
20	12	St. Bonaventure, 2/18/1981

1979-80 (6)

14	10	Muhlenberg, 12/5/1979
12	14	@West Virginia, 1/16/1980
11	13	Johns Hopkins, 1/21/1980
20	10	@Navy, 2/9/1980
13	10	Massachusetts, 2/20/1980
16	17	vs. Alabama (NIT), 3/15/1980

1978-79 (1)

10	15	Ursinus, 1/4/1979
----	----	-------------------

TIM FRAZIER (10)

2013-14 (4)

Pts	Asts	Game
25	10-reb	Wagner, 11/9/2013
15	11	La Salle, 11/19/2013
11	13	@Duquesne, 12/11/2013
19	10-reb	@Purdue, 1/18/2014

2011-12 (5)

Pts	Asts	Game
20	10	Radford, 11/14/2011
26	10	Long Island, 11/16/2011
26	11	Youngstown State, 11/23/2011
17	11-reb	Cornell, 12/21/2011
23	10-reb	Nebraska, 2/11/2012

2010-11 (1)

10	10	@Northwestern, 2/24/2011
----	----	--------------------------

DOUBLE-DOUBLE GAMES

BRANDON TAYLOR (9)

2015-16 (8)

Pts	Rbs	Game
19	11	Bucknell, 11/28/2015
27	12	Eastern Michigan, 12/5/2015
15	10	@Maryland, 12/30/2015
24	10	vs. Michigan, 1/30/2016
15	11	@Iowa, 2/3/2016
17	14	@Rutgers, 2/20/2016
19	10	Nebraska, 2/25/2016
21	11	Illinois (2ot), 3/6/2016

2014-15 (1)

14	11	vs. Drexel, 12/20/2014
----	----	------------------------

ROSS TRAVIS (9)

2013-14 (4)

Pts	Rbs	Game
11	13	Longwood, 11/24/2013
17	13	vs. Mississippi, 11/30/2013
15	12	Princeton, 12/14/2013
18	13	Minnesota, 1/8/2014

2012-13 (5)

11	10	vs. Akron, 11/18/2012
14	10	Army, 12/8/2012
11	10	@Michigan, 2/17/2013
15	12	vs. Michigan, 2/27/2013
12	11	vs. Michigan, 3/14/2013

STEVE KUHN (9)

1977-78 (2)

Pts	Rbs	Game
10	10	vs. Virginia Tech, 12/17/1977
19	14	@Pitt, 2/18/1978

1976-77 (7)

17	11	@Massachusetts (ot), 12/1/1976
14	11	vs. Memphis State, 12/17/1976
10	10	vs. South Florida, 12/18/1976
12	11	@West Virginia, 1/8/1977
16	10	Geo. Washington (ot), 1/14/1977
10	11	@Delaware, 1/18/1977
12	11	@Gettysburg, 1/26/1977

ED FOGELL (7)

1989-90 (3)

Pts	Rbs	Game
16	11	Rutgers, 2/15/1990
19	11	West Virginia, 2/22/1990
23	13	Duquesne, 2/28/1990

1988-89 (4)

23	11	@George Mason, 11/26/1988
16	10	Vermont, 12/1/1988
20	13	Florida State, 12/17/1988
20	11	@Duquesne, 1/16/1989

TALOR BATTLE (6)

2009-10 (2)

Pts	Rbs	Game
27	10	Penn, 11/13/2009
14	11	@Michigan, 2/20/2010

2008-09 (3)

11	10	Lafayette, 12/21/2008
26	12	Northwestern, 12/31/2008
26	10	@Iowa, 3/7/2009

2007-08 (1)

28	13	Michigan, 3/1/2008
----	----	--------------------

TRAVIS PARKER (6)

2005-06 (4)

Pts	Rbs	Game
18	11	Long Island, 11/26/2005
17	10	vs. IPFW, 12/28/2005
19	10	Iowa, 1/14/2006
21	12	Rutgers (NIT), 3/14/2006

2004-05 (2)

12	11	vs. Valparaiso, 12/28/2004
14	11	Ohio State, 2/12/2005

DAVID GRIFFIN (6)

1983-84 (1)

Pts	Rbs	Game
20	10	St. Joseph's, 2/4/1984

1982-83 (5)

14	14	vs. Temple, 1/26/1983
30	10	Rhode Island, 2/12/1983
14	17	Duquesne, 2/20/1983
13	11	Boston Univ., 2/21/1983
21	10	Rutgers, 3/5/1983

GLENN SEKUNDA (5)

1995-96 (1)

Pts	Rbs	Game
16	12	@Michigan, 1/21/1996

1994-95 (4)

26	13	Vanderbilt, 12/3/1994
19	10	Cent. Conn. St., 12/10/1994
13	10	vs. Texas Tech, 12/28/1994
16	11	@Wisconsin, 1/26/1995

DAVE DEGITZ (5)

1991-92 (3)

Pts	Rbs	Game
11	11	Toledo, 1/27/1992
10	11	vs. Temple (2OT), 2/9/1992
17	10	Lafayette, 2/20/1992

1990-91 (2)

18	13	Marshall, 12/8/1990
17	11	vs. Brown, 12/28/1990

DERON HAYES (5)

1991-92 (2)

Pts	Rbs	Game
19	10	Duquesne, 2/3/1992
19	11	American, 3/2/1992

1990-91 (3)

Pts	Rbs	Game
17	10	West Virginia, 1/10/1991
10	10	Duquesne, 1/12/1991
12	10	@Geo. Washington, 2/3/1991

JOSH REAVES (4)

2018-19 (2)

Pts	Rbs	Game
12	10	Wright State, 11/20/2018
26	11	Illinois, 3/10/2019

2017-18 (2)

Pts	Rbs	Game
10	13	Rider, 12/22/2017
19	11	Temple (NIT), 3/14/2018

D.J. NEWBILL (4)

2014-15 (1)

Pts	Rbs	Game
12	11	Minnesota, 1/28/2015

2013-14 (2)

18	11	Wagner, 11/9/2013
17	10	@Purdue, 1/18/2014

2012-13 (1)

23	12	Duquesne, 12/29/2012
----	----	----------------------

ANDREW JONES (4)

2009-10 (1)

Pts	Rbs	Game
10	10	UMBC, 12/8/2009

2008-09 (2)

14	10	Rhode Island, 3/19/2009
16	14	vs. Notre Dame, 3/31/2009

2007-08 (1)

11	10	Ohio State, 1/29/2008
----	----	-----------------------

WES JONES (4)

1987-88 (2)

Pts	Rbs	Game
13	10	vs. SW Louisiana, 12/29/1987
16	15	vs. St. Joseph's (A10) (OT), 3/7/1988

1985-86 (2)

12	11	Rhode Island (OT), 2/3/1986
12	11	@Duquesne, 2/8/1986

DOUBLE-DOUBLE GAMES

DICK MUMMA (4)

1983-84 (2)

Pts	Rbs	Game
12	10	Indiana (Pa.), 11/30/1983
15	13	vs. Columbia, 12/29/1983

1982-83 (1)

19	13	Navy, 2/5/1983
----	----	----------------

1980-81 (1)

15	11	vs. Loyola (Md.), 1/26/1981
----	----	-----------------------------

CHRIS ERICKSEN (4)

1976-77 (4)

Pts	Rbs	Game
14	19	vs. Memphis State, 12/17/1976
26	10	St. Francis (Pa.), 12/21/1976
20	12	West Virginia, 2/16/1977
15	11	vs. Duquesne, 3/2/1977

TONY CARR (3)

2017-18 (1)

Pts	Rbs	Game
15	14-ast	Utah (NIT), 3/29/2018

2016-17 (2)

11	10	Morgan State, 12/21/2016
23	14-ast	@Indiana (3OT), 2/1/2017

JEFF BROOKS (3)

2010-11 (3)

Pts	Rbs	Game
12	13	Mt. St. Mary's, 12/7/2010
15	10	Purdue, 1/5/2011
17	12	Michigan State, 1/8/2011

TYLER SMITH (3)

2001-02 (2)

Pts	Rbs	Game
28	10	Yale, 11/18/2001
12	10	Lafayette, 11/21/2001

2000-01 (1)

12	10	@NC State, 11/29/2000
----	----	-----------------------

MATT GAUDIO (3)

1995-96 (3)

Pts	Rbs	Game
13	12	Morgan State, 11/25/1995
13	10	@Tennessee, 12/2/1995
19	10	Arkansas (NCAA), 3/14/1996

RICH FETTER (3)

1982-83 (3)

Pts	Rbs	Game
18	10	vs. SMU, 12/18/1982
17	13	@South Florida, 12/20/1982
12	11	West Virginia, 1/13/1983

WALTER YOUNG (3)

1977-78 (1)

Pts	Rbs	Game
17	13	Delaware (OT), 12/5/1977

1976-77 (2)

12	10	@West Virginia, 1/8/1977
12	11	@Pittsburgh, 2/19/1977

SETH LUNDY (2)

2021-22 (1)

Pts	Rbs	Game
17	11	Iowa, 1/31/2022

2020-21 (1)

Pts	Rbs	Game
16	10	Rutgers, 1/21/2021

JERMAINE MARSHALL (2)

2012-13 (2)

Pts	Rbs	Game
29	10	Michigan State, 1/16/2013
14	10-ast	vs. Iowa, 2/14/2013

MILOS BOGETIC (2)

2005-06 (2)

Pts	Rbs	Game
12	13	Nicholls State, 11/23/2005
14	10	UMKC, 12/7/2005

NDU EDEKEZE (2)

2003-04 (2)

Pts	Rbs	Game
15	15	vs. Arkansas State, 12/28/2003
11	10	Bucknell, 1/3/2004

JOE CRISPIN (2)

1999-00 (2)

Pts	Asts	Game
26	10	@Arizona State, 12/29/1999
20	11	vs. Illinois (BTT), 3/11/2000

MONROE BROWN (2)

1991-92 (2)

Pts	Rbs	Game
10	11	@Illinois, 11/25/1991
14	11	Old Dominion, 2/24/1992

FREDDIE BARNES (2)

1991-92 (2)

Pts	Rbs	Game
19	15	vs. Temple, 2/9/1992
13	11	Butler, 2/12/1992

JALEN PICKETT (1)

2021-22 (1)

Pts	Asts	Game
21	10	Purdue, 1/8/2022

SAM SESSOMS (1)

2021-22 (1)

Pts	Rbs	Game
13	10	vs. LSU, 11/26/2021

MYREON JONES (1)

2019-20 (1)

Pts	Rbs	Game
16	10	vs. Syracuse, 11/29/2019

SASA BOROVNJAK (1)

2012-13 (1)

Pts	Rbs	Game
15	10	@Northwestern, 3/7/2013

CHRIS BABB (1)

2009-10 (1)

Pts	Rbs	Game
15	10	@Illinois, 1/13/2010

BILL EDWARDS (1)

2009-10 (1)

Pts	Rbs	Game
10	13	@Purdue, 1/31/2010

DAVID JACKSON (1)

2007-08 (1)

Pts	Rbs	Game
13	10	vs. Indiana (BTT), 3/9/2008

BEN LUBER (1)

2004-05 (1)

Pts	Rbs	Game
10	11	vs. Long Island, 12/29/2004

ROBERT SUMMERS (1)

2002-03 (1)

Pts	Rbs	Game
10	13	@Michigan, 1/11/2003

TITUS IVORY (1)

2000-01 (1)

Pts	Rbs	Game
21	10	Temple, 12/9/2000

MICHAEL JENNINGS (1)

1992-93 (1)

Pts	Rbs	Game
22	10	Indiana, 2/9/1993

MIKE PEAPOS (1)

1987-88 (1)

Pts	Rbs	Game
16	12	vs. St. Joseph's (A10), 3/7/1988

CARL CHRABASCZ (1)

1984-85 (1)

Pts	Rbs	Game
23	11	Rhode Island, 1/19/1985

DOUBLE-DOUBLE GAMES

MARSHALL GRIER (1)

1983-84 (1)

Pts	Rbs	Game
12	14	@Navy, 2/6/1984

WALLY CHOICE (1)

1983-84 (1)

Pts	Rbs	Game
22	10	@Rhode Island, 1/21/1984

JEFF MILLER (1)

1977-78 (1)

Pts	Rbs	Game
18	10	Syracuse, 1/11/1978

ANNUAL LEADERS

YEAR	POINTS	FG % > 50 FGA	FT %	REBOUNDS	ASSISTS
1951	Lou Lamie 319 / 14.5		Herm Sledzik 28-37 / 75.7		
1952	Jesse Arnelle 492 / 18.9		Herm Sledzik 67-101 / 66.3	Jesse Arnelle 254 / 9.8	
1953	Jesse Arnelle 408 / 17.0		Ed Haag 53-69 / 76.8	Jesse Arnelle 271 / 11.3	
1954	Jesse Arnelle 507 / 21.1		Jack Sherry 95-135 / 70.4	Jesse Arnelle 285 / 11.9	
1955	Jesse Arnelle 731 / 26.1		Earl Fields 67-92 / 72.8	Jesse Arnelle 428 / 15.3	
1956	Earl Fields 354 / 14.1		Bob Hoffman 69-93 / 74.2	— Not available	
1957	Ron Rainey 377 / 15.1	Bob Edwards 124-286 / 43.3	Bob Leisher 90-102 / 82.5	— Not available	
1958	Ron Rainey 292 / 15.4	— Not available	Ted Kubista 45-62 / 72.6	— Not available	
1959	Mark DuMars 337 / 16.8	Bob Edwards 82-207 / 39.6	Bob Edwards 93-125 / 73.7	Tom Hancock 205 / 10.2	Mark DuMars 21
1960	Mark DuMars 468 / 21.3	Paul Sweetland 65-157 / 41.4	Wally Colender 71-92 / 77.0	Gene Harris 220 / 10.0	Mark DuMars 31
1961	Gene Harris 369 / 15.4	Gene Harris 152-312 / 48.7	Mark DuMars 102-133 / 76.7	Gene Harris 244 / 10.2	Mark DuMars 28
1962	Gene Harris 431 / 18.7	Gene Harris 175-400 / 43.7	Earl Hoffman 23-37 / 62.2	Gene Harris 298 / 13.0	Gene Harris 33
1963	Earl Hoffman 434 / 21.7	Earl Hoffman 188-395 / 47.6	Bob Donato 73-91 / 80.2	Earl Hoffman 157 / 7.8	Bob Weiss 37
1964	Bob Weiss 392 / 17.0	Jim Reed 138-281 / 49.1	Bob Weiss 84-105 / 80.0	Carver Clinton 222 / 9.6	Bob Weiss 53
1965	Carver Clinton 411 / 17.1	Ray Saunders 95-200 / 47.5	Bob Weiss 90-117 / 76.9	Carver Clinton 274 / 11.4	Bob Weiss 91
1966	Carver Clinton 453 / 18.9	Ray Saunders 102-198 / 51.5	Jeff Persson 81-100 / 81.0	Carver Clinton 238 / 9.9	Carver Clinton 27
1967	Jeff Persson 422 / 17.6	Bill Stansfield 162-356 / 45.5	Jeff Persson 102-119 / 85.7	Paul Mickey 268 / 11.2	Jeff Persson 83
1968	Jeff Persson 339 / 17.0	Galen Godbey 63-118 / 53.4	Jeff Persson 69-96 / 71.9	Jeff Persson 165 / 8.2	Tom Daley 23
1969	Tom Daley 313 / 14.2	Bill Young 83-190 / 43.7	Bruce Mello 51-77 / 66.2	Bill Stansfield 289 / 13.1	Tom Daley 31
1970	Tom Daley 366 / 15.3	Bob Fittin 138-286 / 48.3	Willie Bryant 46-58 / 79.3	Bob Fittin 190 / 7.9	Tom Daley 101
1971	Bill Kunze 367 / 16.7	Chuck Crist 70-142 / 49.3	Bill Kunze 63-81 / 77.8	Paul Neumayer 244 / 11.1	Bruce Mello 60
1972	Ron Brown 434 / 18.1	Ed Chubb 93-177 / 52.5	Chuck Crist 86-111 / 77.5	Ron Brown 224 / 9.3	Ron Brown 110
1973	Randy Meister 309 / 14.7	Randy Meister 138-281 / 49.1	Kevin Burke 37-47 / 78.7	Jon Marshall 262 / 11.4	Ron Brown 120
1974	Ron Brown 451 / 17.4	Randy Meister 141-275 / 51.3	Jim Ouderkirk 24-33 / 72.7	Jon Marshall 288 / 11.1	Ron Brown 120
1975	Randy Meister 345 / 15.0	Randy Meister 143-258 / 55.4	Kevin Burke 42-54 / 77.8	Randy Meister 244 / 10.6	Tom Doaty 93
1976	Chris Erichsen 436 / 17.4	Dave Angstadt 73-136 / 53.7	Tom Doaty 28-33 / 84.8	Chris Erichsen 204 / 8.2	Jim Ouderkirk 67

ANNUAL LEADERS

YEAR	POINTS	FG % > 50 FGA	FT %	REBOUNDS	ASSISTS
1977	Jeff Miller 345 / 13.3	Walter Young 90-180 / 50.0	Bill Dankos 33-39 / 84.6	Carvin Jefferson 219 / 8.4	Jeff Miller 81
1978	Jeff Miller 505 / 18.7	Carvin Jefferson 119-205 / 58.0	Jeff Miller 73-82 / 89.0	Carvin Jefferson 233 / 8.6	Tom Wilkinson 165
1979	Mike Edelman 343 / 11.4	Scott Wolz 73-137 / 55.3	Tom Wilkinson 64-80 / 80.0	Steve Kuhn 122 / 4.1	Tom Wilkinson 153
1980	Frank Brickowski 320 / 11.4	Steve Kuhn 69-127 / 54.3	Mike Edelman 52-66 / 80.0	Frank Brickowski 219 / 7.8	Tom Wilkinson 110
1981	Frank Brickowski 311 / 13.0	Frank Brickowski 131-218 / 60.1	Mike Edelman 24-33 / 84.8	Mike Lang 214 / 7.9	Rich Fetter 93
1982	Mike Lang 272 / 10.1	Mike Lang 96-185 / 51.9	Mike Edelman 32-41 / 78.0	Mike Lang 237 / 8.8	Dwight Gibson 113
1983	Mike Lang 366 / 13.1	Mike Lang 144-264 / 54.5	David Griffin 50-64 / 78.1	Mike Lang 279 / 10.0	Dwight Gibson 98
1984	Wally Choice 223 / 13.1	Wally Choice 85-150 / 56.7	Craig Collins 76-88 / 86.4	David Griffin 131 / 4.9	Jim Forjan 105
1985	Craig Collins 401 / 14.9	Carl Chrabascz 93-169 / 55.0	Craig Collins 94-98 / 95.9	Carl Chrabascz 140 / 5.2	Tony Ward 106
1986	Paul Murphy 293 / 10.2	Carl Chrabascz 103-185 / 55.7	Tom Hovasse 55-67 / 82.1	Mike Peapos 151 / 5.6	Paul Murphy 90
1987	Tom Hovasse 352 / 13.0	Wes Jones 39-72 / 52.4	Mike Iuzzolino 35-41 / 85.4	Tom Hovasse 139 / 5.2	Tony Ward 82
1988	Tom Hovasse 388 / 14.4	Wes Jones 90-166 / 52.4	Tony Ward 72-86 / 83.7	Tom Hovasse 182 / 6.7	Tony Ward 91
1989	Tom Hovasse 516 / 17.8	Bruce Blake 162-280 / 57.9	Christian Appleman 28-35 / 80.0	Tom Hovasse 217 / 7.5	Freddie Barnes 112
1990	Ed Fogell 520 / 15.3	Ed Fogell 191-314 / 60.8	Ed Fogell 138-170 / 81.2	James Barnes 215 / 6.7	Freddie Barnes 159
1991	DeRon Hayes 479 / 15.0	James Barnes 138-259 / 53.3	Freddie Barnes 142-172 / 82.6	James Barnes 239 / 7.5	Freddie Barnes 152
1992	Monroe Brown 422 / 14.6	Eric Carr 67-107 / 62.6	Freddie Barnes 143-175 / 81.7	David Degitz 118 / 5.1	Freddie Barnes 177
1993	DeRon Hayes 376 / 13.9	Eric Carr 49-97 / 50.5	DeRon Hayes 51-65 / 78.5	John Amaechi 206 / 7.6	Michael Jennings 87
1994	John Amaechi 423 / 16.9	Phil Williams 56-93 / 60.2	Matt Gaudio 97-124 / 78.2	John Amaechi 223 / 8.9	Dan Earl 113
1995	John Amaechi 514 / 16.1	John Amaechi 168-300 / 56.0	Glenn Sekunda 91-107 / 85.0	John Amaechi 316 / 9.9	Dan Earl 181
1996	Pete Lisicky 359 / 13.3	Calvin Booth 100-182 / 54.9	Glenn Sekunda 81-102 / 79.4	Matt Gaudio 174 / 6.4	Dan Earl 150
1997	Pete Lisicky 439 / 16.3	Jarrett Stephens 78-135 / 57.8	Pete Lisicky 54-61 / 88.5	Phil Williams 162 / 6.8	Ryan Bailey 113
1998	Pete Lisicky 498 / 15.6	Jarrett Stephens 165-258 / 64.0	Pete Lisicky 106-119 / 89.1	Calvin Booth 208 / 6.5	Pete Lisicky 113
1999	Calvin Booth 414 / 15.3	Gyasi Cline-Heard 75-132 / 56.8	Joe Crispin 57-63 / 90.5	Calvin Booth 236 / 8.7	Dan Earl 111
2000	Jarrett Stephens 657 / 18.8	Jarrett Stephens 260-459 / 56.6	Joe Crispin 181-203 / 89.2	Jarrett Stephens 368 / 10.5	Joe Crispin 178
2001	Joe Crispin 642 / 19.5	Tyler Smith 91-177 / 51.4	Titus Ivory 125-139 / 89.9	Gyasi Cline-Heard 269 / 8.2	Titus Ivory 147
2002	Sharif Chambliss 410 / 14.6	Ndu Egekeze 25-52 / 48.1	Sharif Chambliss 57-64 / 89.1	Jan Jagla 140 / 5.8	Brandon Watkins 116

ANNUAL LEADERS

YEAR	POINTS	FG % > 50 FGA	FT %	REBOUNDS	ASSISTS
2003	Sharif Chambliss 411 / 14.7	Robert Summers 42-83 / 50.6	Sharif Chambliss 64-71 / 90.1	Aaron Johnson 150 / 7.5	Brandon Watkins 103
2004	Jan Jagla 376 / 13.4	Ndu Egekeze 60-112 / 53.6	Jan Jagla 56-72 / 77.8	Jan Jagla 220 / 7.9	Ben Luber 114
2005	Geary Claxton 380 / 12.7	Travis Parker 117-258 / 45.3	Ben Luber 43-48 / 89.6	Aaron Johnson 297 / 9.9	Ben Luber 89
2006	Geary Claxton 457 / 15.2	Jamelle Cornley 134-261 / 51.3	Milos Bogetic 29-39 / 74.4	Geary Claxton 225 / 7.5	Ben Luber 129
2007	Geary Claxton 425 / 16.3	Brandon Hassell 70-116 / 60.3	Mike Walker 22-25 / 88.0	Geary Claxton 207 / 8.0	Ben Luber 86
2008	Talor Battle 317 / 10.2	Andrew Jones 47-91 / 51.6	David Jackson 65-88 / 73.9	Jamelle Cornley 149 / 6.0	Talor Battle 99
2009	Talor Battle 635 / 16.7	Andrew Jones 88-152 / 57.9	David Jackson 49-62 / 79.0	Jamelle Cornley 234 / 6.3	Talor Battle 189
2010	Talor Battle 574 / 18.5	Andrew Jones 81-149 / 54.4	Chris Babb 40-49 / 81.6	Talor Battle 165 / 5.3	Talor Battle 129
2011	Talor Battle 687 / 20.2	Jeff Brooks 174-318 / 54.7	David Jackson 60-70 / 85.7	Jeff Brooks 209 / 6.3	Tim Frazier 173
2012	Tim Frazier 602 / 18.8	Sasa Borovnjak 60-106 / 56.6	Cam Woodyard 46-57 / 80.7	Tim Frazier 150 / 4.7	Tim Frazier 198
2013	D.J. Newbill 504 / 16.3	Sasa Borovnjak 92-170 / 54.1	Jermaine Marshall 107-141 / 75.9	Ross Travis 229 / 7.4	D.J. Newbill 125
2014	D.J. Newbill 604 / 17.8	Geno Thorpe 31-57 / 54.4	Brandon Taylor 57-65 / 87.7	Ross Travis 239 / 7.0	Tim Frazier 182
2015	D.J. Newbill 704 / 20.7	Jordan Dickerson 33-68 / 48.5	Geno Thorpe 94-112 / 83.9	Ross Travis 213 / 6.3	D.J. Newbill 105
2016	Brandon Taylor 520 / 16.3	Donovon Jack 58-117 / 49.6	Shep Garner 101-129 / 78.3	Brandon Taylor 207 / 6.5	Shep Garner 109
2017	Tony Carr 436 / 13.2	Mike Watkins 128-217 / 59.0	Payton Banks 49-60 / 81.7	Mike Watkins 267 / 8.1	Tony Carr 139
2018	Tony Carr 725 / 19.6	Mike Watkins 146-213 / 68.5	Shep Garner 34-41 / 82.9	Mike Watkins 258 / 8.9	Tony Carr 186
2019	Lamar Stevens 637 / 19.9	Mike Watkins 88-157 / 56.1	Rasir Bolton 92-105 / 87.6	Lamar Stevens 245 / 7.7	Josh Reaves 94
2020	Lamar Stevens 547 / 17.6	John Harrar 47-75 / 62.7	Myles Dread 35-42 / 83.3	Mike Watkins 228 / 7.6	Jamari Wheeler 99
2021	Myreon Jones 382 / 15.3	John Harrar 73-133 / 54.9	Izaiah Brockington 69-82 / 84.1	John Harrar 219 / 8.8	Jamari Wheeler 88
2022	Jalen Pickett 413 / 13.3	John Harrar 126-197 / 64.0	Seth Lundy 52-60 / 86.7	John Harrar 320 / 10.3	Jalen Pickett 135

► Gene Harris, Carver Clinton, Ron Brown, Talor Battle and Tim Frazier are the only players in Penn State history to lead the team in points, rebounds and assists in a season.

► In 2012, Tim Frazier joined Ron Brown (1972) and Talor Battle (2010) as just the third Lion to lead the team in points, rebounds, assists and steals in a season.

OFFENSIVE BESTS - OVERALL

FIELD GOALS		
1.	1,057	2017-18
2.	904	2008-09
3.	879	1999-2000
4.	858	1989-90
5.	855	1988-89
6.	854	1982-83
7.	835	2000-01
8.	832	2019-20
9.	825	2016-17
10.	821	1997-98

3-PT FG ATTEMPTS		
1.	780	2008-09
2.	765	2019-20
3.	759	2017-18
4.	757	2000-01
5.	729	2021-22
6.	693	2018-19
7.	679	2016-17
	679	2014-15
9.	676	1999-2000
10.	668	2007-08

FREE THROW PCT		
1.	.765	2000-01
2.	.759	1990-91
3.	.746	1998-99
4.	.745	2016-17
5.	.742	1975-76
6.	.741	2013-14
7.	.740	1997-98
	.740	1984-85
9.	.738	2020-21
10.	.736	2002-03

TOTAL POINTS		
1.	2,915	2017-18
2.	2,572	1999-2000
3.	2,545	2008-09
4.	2,535	2000-01
5.	2,466	1988-89
6.	2,409	2013-14
7.	2,376	1990-91
8.	2,367	2016-17
9.	2,343	1989-90
10.	2,334	1997-98

FIELD GOAL ATTEMPTS		
1.	2,291	2017-18
2.	2,040	2008-09
3.	1,994	1999-2000
4.	1,991	2016-17
5.	1,962	2000-01
6.	1,931	2019-20
7.	1,915	2013-14
8.	1,898	2018-19
9.	1,893	2014-15
10.	1,832	1989-90

3-PT FG PCT		
1.	.409	1995-96
2.	.407	1986-87
3.	.387	2017-18
	.387	1988-89
5.	.367	2000-01
6.	.362	1987-88
	.362	2008-09
8.	.360	2006-07
9.	.356	1997-98
10.	.354	2005-06

TOTAL REBOUNDS		
1.	1,386	2017-18
2.	1,290	2008-09
3.	1,235	1989-90
4.	1,222	1999-2000
5.	1,202	2019-20
6.	1,201	2014-15
7.	1,197	2013-14
8.	1,188	1994-95
9.	1,175	1988-89
10.	1,172	2018-19

POINTS AVG		
1.	78.4	1982-83
2.	77.1	1988-89
3.	76.8	2000-01
4.	75.1	2019-20
5.	74.8	1995-96
6.	74.7	2017-18
7.	74.3	1990-91
8.	73.5	1999-2000
	73.5	1965-66
10.	73.4	1991-92

FIELD GOAL PCT		
1.	.509	1980-81
2.	.483	1988-89
3.	.481	1985-86
	.481	1978-79
5.	.478	1983-84
6.	.473	1997-98
7.	.472	1975-76
8.	.468	1995-96
	.468	1989-90
10.	.466	1982-83

FREE THROWS		
1.	644	1990-91
2.	615	1988-89
3.	587	2000-01
4.	579	1999-00
5.	559	2013-14
6.	539	1989-90
7.	535	1991-92
8.	508	1994-95
9.	507	2017-18
10.	500	1993-94

REBOUND AVG.		
1.	48.2	1972-73
2.	47.9	1965-66
3.	47.7	1966-67
4.	46.9	1964-65
5.	45.7	1967-68
6.	45.0	1968-69
7.	44.8	1971-72
	44.8	1970-71
9.	42.4	1974-75
10.	42.2	1973-74

3-PT FIELD GOALS		
1.	294	2017-18
2.	282	2008-09
3.	278	2000-01
4.	249	2021-22
	249	2019-20
6.	235	1999-2000
7.	230	2016-17
8.	227	2014-15
	227	2007-08
10.	222	2018-19
	222	1997-98

FREE THROW ATTEMPTS		
1.	855	1988-89
2.	849	1990-91
3.	811	1999-2000
4.	772	1991-92
5.	768	2000-01
6.	754	2013-14
7.	744	1989-90
8.	733	1993-94
9.	722	2017-18
10.	721	1994-95

REBOUND MARGIN		
1.	+9.5	1972-73
2.	+7.0	1965-66
3.	+6.7	1989-90
4.	+6.4	1990-91
5.	+6.3	1988-89
6.	+6.1	1995-96
7.	+5.8	1980-81
8.	+4.6	1970-71
9.	+4.5	1991-92
10.	+4.3	1979-80

Based on statistics since 1964-65 season.

OFFENSIVE BESTS - BIG TEN

FIELD GOALS

1.	509	2019-20
2.	487	2017-18
3.	485	2018-19
4.	473	2021-22
5.	470	2020-21
6.	443	2016-17
7.	437	1995-96
8.	428	1994-95
9.	413	2014-15
10.	406	2010-11
	406	1993-94

FIELD GOAL ATTEMPTS

1.	1,227	2019-20
2.	1,182	2020-21
3.	1,175	2018-19
4.	1,121	2021-22
5.	1,067	2016-17
6.	1,050	2017-18
7.	1,002	2015-16
8.	998	2013-14
9.	996	2014-15
10.	988	1994-95

FIELD GOAL PCT

1.	464	2017-18
2.	459	2010-11
3.	453	1997-98
	453	1995-96
5.	450	1998-99
6.	446	1999-2000
7.	438	2009-10
8.	433	1994-95
9.	426	2006-07
10.	422	2021-22
	422	1993-94

3-PT FIELD GOALS

1.	162	2020-21
2.	157	2021-22
	157	2019-20
4.	132	2000-01
5.	129	2007-08
	129	2008-09
7.	127	2018-19
8.	126	2017-18
	126	1995-96
10.	125	2015-16

3-PT FG ATTEMPTS

1.	488	2020-21
2.	472	2019-20
3.	458	2021-22
4.	416	2018-19
5.	393	2015-16
6.	377	2008-09
7.	370	2000-01
8.	369	2016-17
9.	367	2007-08
10.	362	2014-15

3-PT FG PCT

1.	.391	1995-96
2.	.371	2017-18
3.	.370	2006-07
4.	.367	2005-06
5.	.357	2000-01
	.357	1998-99
7.	.354	1999-2000
	.354	1993-94
9.	.351	2007-08
10.	.350	2009-10

FREE THROWS

1.	319	1993-94
2.	292	2000-01
3.	279	1999-2000
4.	270	1997-98
5.	266	2018-19
	266	2013-14
	266	1994-95
8.	259	1995-96
9.	257	2019-20
10.	255	2016-17

FREE THROW ATTEMPTS

1.	482	1993-94
2.	392	1999-2000
3.	390	1995-96
4.	388	2018-19
5.	378	2000-01
6.	370	1994-95
7.	369	2019-20
8.	362	2016-17
9.	356	1997-98
10.	344	1996-97

FREE THROW PCT

1.	.772	2000-01
2.	.758	1997-98
3.	.757	2010-11
4.	.748	1998-99
5.	.738	2021-22
6.	.733	2013-14
7.	.730	2020-21
8.	.723	2011-12
	.723	2002-03
10.	.719	2015-16
	.719	1994-95

TOTAL REBOUNDS

1.	727	2018-19
2.	720	2019-20
3.	707	2021-22
4.	689	2020-21
5.	651	1993-94
6.	646	1994-95
7.	636	1995-96
8.	607	2016-17
9.	602	2015-16
10.	601	2012-13

REBOUND AVG.

1.	36.3	2020-21
	36.3	2018-19
3.	36.2	1993-94
4.	36.0	2019-20
5.	35.9	1994-95
6.	35.4	2021-22
7.	35.3	1995-96
8.	33.7	2016-17
9.	33.4	2015-16
	33.4	2012-13
	33.4	2003-04

REBOUND MARGIN

1.	+3.4	2021-22
2.	+1.8	2020-21
3.	+1.6	2003-04
4.	+1.5	2018-19
	+1.5	2009-10
6.	+1.4	2012-13
7.	+1.1	1995-96
8.	+0.6	2010-11
9.	+0.4	1993-94
10.	+0.1	2004-05

TOTAL POINTS

1.	1,432	2019-20
2.	1,363	2018-19
3.	1,345	2020-21
4.	1,297	2017-18
5.	1,266	2021-22
6.	1,262	2016-17
7.	1,259	1995-96
8.	1,232	1993-94
9.	1,231	1994-95
10.	1,206	2000-01

POINTS AVG

1.	75.4	2000-01
2.	73.8	1999-2000
3.	72.1	2017-18
	72.1	1997-98
5.	71.6	2019-20
6.	70.8	2020-21
7.	70.4	1998-99
8.	70.1	2016-17
9.	69.9	1995-96
10.	68.4	1994-95
	68.4	1993-94

DEFENSIVE BESTS - OVERALL

FEWEST FG ALLOWED		
1.	522	1968-69
2.	543	1979-80
3.	547	1980-81
4.	549	1967-68
5.	550	1973-74
6.	568	1970-71
7.	605	1981-82
8.	609	1969-70
9.	610	1964-65
10.	617	1978-79

FEWEST 3-PT ATTEMPTS		
1.	285	1986-87
2.	316	1987-88
3.	344	1990-91
4.	370	1992-93
5.	372	1996-97
6.	381	1991-92
7.	398	2001-02
8.	407	1998-99
9.	411	1995-96
10.	419	1988-89

LOWEST FT PCT		
1.	.633	1994-95
2.	.637	1995-96
3.	.656	1971-72
4.	.657	2005-06
	.657	1964-65
6.	.658	1966-67
7.	.662	1972-73
8.	.667	1973-74
9.	.668	2000-01
	.668	1980-81

LOWEST PT AVG		
1.	57.1	1979-80
2.	59.7	1980-81
3.	61.2	1972-73
4.	61.6	1978-79
5.	62.2	1968-69
6.	62.5	1910-11
7.	62.6	2008-09
8.	62.7	1973-74
9.	62.9	1981-82
10.	63.5	1964-65

FEWEST FG ATTEMPTS		
1.	1,268	1978-79
2.	1,287	1967-68
3.	1,308	1981-82
4.	1,309	1979-80
5.	1,318	1972-73
6.	1,338	1980-81
	1,338	1970-71
8.	1,340	1968-69
9.	1,347	1969-70
10.	1,398	2020-21

LOWEST 3-PT PCT		
1.	.294	1999-2000
2.	.311	1994-95
3.	.324	2003-04
4.	.325	2019-20
5.	.326	2014-15
6.	.327	2000-01
	.327	2008-09
8.	.337	1998-99
9.	.339	1997-98
	.339	1991-92

FEWEST REBS ALLOWED		
1.	773	1978-79
2.	789	1980-81
3.	809	1981-82
4.	846	1985-86
5.	847	1975-76
6.	851	2020-21
7.	856	1979-80
8.	858	1984-85
9.	859	1983-84
10.	884	1974-75
	884	1970-71

STEALS		
1.	282	2017-18
2.	279	2000-01
	279	1999-2000
4.	250	1990-91
5.	245	2018-19
6.	243	1988-89
7.	235	1989-90
8.	233	2019-20
9.	228	1997-98
10.	227	1991-92

LOWEST FG PCT		
1.	.390	1968-69
2.	.391	1964-65
3.	.399	2014-15
4.	.405	1994-95
5.	.406	1973-74
6.	.409	1980-81
	.409	1966-67
8.	.411	2019-20
9.	.413	1995-96
10.	.415	1979-80

FEWEST FT AGAINST		
1.	266	2005-06
2.	272	1973-74
3.	273	1974-75
4.	286	1903-04
5.	293	1904-05
6.	303	1995-96
	303	1964-65
8.	307	1972-73
9.	320	1998-99
10.	325	1968-69

LOWEST REB AVG		
1.	25.8	1978-79
2.	29.2	1985-86
	29.2	1980-81
4.	29.6	1989-90
5.	30.0	1990-91
	30.0	1981-82
7.	30.1	2010-11
8.	30.2	2006-07
9.	30.4	1988-89
10.	30.6	1979-80

BLOCKED SHOTS		
1.	193	2017-18
2.	182	2016-17
3.	180	1997-98
4.	150	2019-20
5.	143	1995-96
6.	141	2015-16
7.	138	2014-15
8.	131	1998-99
9.	131	1996-97
10.	122	2018-19
10.	118	2012-13

FEWEST 3-PT FG		
1.	110	1987-88
2.	117	1990-91
3.	120	1986-87
4.	129	1991-92
5.	137	1901-02
	137	1998-99
7.	140	1996-97
8.	141	1995-96
9.	145	1992-93
	145	1989-90

FEWEST FT ATTEMPTS		
1.	403	1974-75
2.	405	2005-06
3.	408	1903-04
	408	1973-74
5.	430	1904-05
6.	455	1998-99
7.	457	2021-22
8.	461	1964-65
9.	464	1972-73
10.	467	1967-68

FEWEST PTS ALLOWED		
1.	1,369	1968-69
2.	1,407	1972-73
3.	1,433	1967-68
4.	1,523	1964-65
5.	1,539	1970-71
6.	1,600	1979-80
7.	1,611	1980-81
8.	1,627	1969-70
9.	1,630	1973-74
10.	1,640	1965-66

Based on statistics since 1964-65 season.

DEFENSIVE BESTS - BIG TEN

FEWEST FG ALLOWED

1.	390	2011-12
	390	2001-02
3.	407	2005-06
4.	405	2006-07
5.	411	2014-15
6.	416	1998-99
7.	420	2010-11
8.	421	2008-09
9.	427	2003-04
10.	428	2009-10

FEWEST FG ATTEMPTS

1.	814	2001-02
2.	821	2006-07
3.	841	2011-12
4.	856	2005-06
5.	872	2002-03
6.	895	2003-04
7.	920	2010-11
8.	925	2004-05
9.	930	1999-2000
	930	1998-99

LOWEST FG PCT

1.	.422	2021-22
2.	.430	2019-20
	.430	1994-95
4.	.431	2014-15
	.431	1995-96
6.	.441	2018-19
	.441	2015-16
8.	.443	2017-18
9.	.447	1998-99
10.	.449	2016-17

FEWEST 3-PT FG

1.	69	2001-02
2.	70	1999-2000
3.	74	1997-98
4.	77	2002-03
	77	2000-01
6.	86	1994-95
7.	87	1998-99
	87	1995-96
9.	94	1996-97
10.	95	1992-93

FEWEST 3-PT ATTEMPTS

1.	206	2001-02
2.	207	1997-98
3.	209	2000-01
4.	227	2002-03
	227	1996-97
6.	231	1998-99
7.	234	1999-2000
8.	238	1992-93
9.	255	1995-96
10.	271	1993-94

LOWEST 3-PT PCT

1.	.299	1999-2000
2.	.313	1994-95
3.	.330	2019-20
4.	.335	2001-02
5.	.339	2002-03
6.	.341	1995-96
	.341	2008-09
8.	.348	2020-21
9.	.350	2017-18
10.	.351	2014-15

FEWEST FT AGAINST

1.	133	2003-04
2.	143	2004-05
3.	153	2005-06
4.	174	1994-95
	174	2008-09
6.	94	2006-07
7.	191	2010-11
	191	2007-08
9.	201	1995-96
10.	212	1997-98

FEWEST FT ATTEMPTS

1.	196	2003-04
2.	201	2004-05
3.	221	2005-06
4.	240	2008-09
5.	265	2010-11
6.	272	2007-08
7.	281	1994-95
	281	2006-07
9.	292	1997-98
10.	304	1998-99

LOWEST FT PCT

1.	.619	1994-95
2.	.642	1995-96
3.	.666	1993-94
4.	.679	2003-04
	.679	2000-01
6.	.690	2006-07
7.	.692	2005-06
8.	.694	2016-17
9.	.696	2009-10
10.	.702	2007-08

FEWEST REBS ALLOWED

1.	491	2006-07
2.	510	2010-11
3.	524	2003-04
4.	527	2004-05
5.	529	2005-06
6.	555	2009-10
7.	561	1998-99
8.	563	1997-98
9.	565	2007-08
10.	568	2008-09

LOWEST REB AVG

1.	28.3	2010-11
2.	30.7	2006-07
3.	30.8	2009-10
4.	31.4	2007-08
5.	31.6	2008-09
6.	31.7	2011-12
7.	32.0	2021-22
8.	32.8	2003-04
9.	32.9	2004-05
10.	33.1	2005-06

FEWEST PTS ALLOWED

1.	1,110	2003-04
2.	1,128	2005-06
3.	1,134	2008-09
4.	1,143	1998-99
5.	1,151	2006-07
6.	1,152	2001-02
7.	1,156	2010-11
8.	1,168	1995-96
9.	1,181	2004-05
10.	1,188	1997-98

LOWEST PT AVG

1.	63.0	2008-09
2.	64.2	2010-11
3.	64.9	1995-96
4.	66.2	2021-22
5.	66.4	1994-95
6.	66.9	2009-10
7.	67.4	2014-15
8.	68.3	2011-12
9.	69.2	2017-18
10.	69.4	2018-19
	69.4	2003-04

STEALS

1.	154	2018-19
2.	145	2020-21
3.	134	1995-96
4.	131	2000-01
5.	128	2019-20
6.	123	2016-17
7.	115	2011-12
8.	114	1999-2000
9.	113	2005-06
10.	112	2021-22

BLOCKED SHOTS

1.	92	2017-18
	92	2016-17
3.	87	1997-98
4.	81	1995-96
5.	80	2019-20
	80	1998-99
7.	78	2018-19
8.	74	2015-16
	74	1996-97
10.	71	1993-94

PENN STATE VS. AP TOP 25

LAST TIME PLAYED						LAST TIME AT HOME				LAST TIME ON ROAD			
Rank	Opponent	W/L	Score	Date	Site	Opponent	W/L	Score	Date	Opponent	W/L	Score	Date
1	Duke	L	68-78	11/16/16	N	Illinois	L	63-80	3/1/11	Ohio State	L	61-82	3/1/11
2	Michigan	L	55-68	1/3/19	A	Ohio State	L	62-64	2/14/07	Michigan	L	55-68	1/3/19
3	Purdue	L	67-74	1/8/22	H	Purdue	L	67-74	1/8/22	Wisconsin	L	49-75	2/17/07
4	Ohio State	L	82-92	2/18/21	H	Ohio State	L	82-92	2/18/21	Maryland	L	70-76	12/30/15
5	Michigan State	L	68-76	1/31/18	A	Michigan State	L	65-92	1/10/16	Iowa	L	49-73	2/3/16
6	Ohio State	L	76-104	12/7/19	A	Michigan	W	75-69	2/12/19	Ohio State	L	76-104	12/7/19
7	Indiana	L	49-72	2/13/13	H	Indiana	L	49-72	2/13/13	Ohio State	L	63-73	1/2/92
8	Purdue (BTT)	L	70-78	3/3/18	N	Ohio State	W	79-56	2/15/18	Michigan	L	72-81	3/9/94
9	Purdue (BTT)	L	61-69	3/11/22	N	Ohio State	L	67-75	2/24/10	Michigan State	L	67-82	2/6/14
10	Wisconsin	L	66-76	2/20/11	A	Michigan State	L	54-65	2/13/10	Wisconsin	L	66-76	2/20/11
11	Wisconsin	L	49-51	2/5/22	A	Michigan State	L	57-77	2/8/12	Wisconsin	L	49-51	2/5/22
12	Purdue	L	64-76	2/16/19	A	Indiana	L	82-88	1/8/12	Syracuse	L	41-81	12/16/77
13	Ohio State	L	79-83	1/27/21	A	Virginia Tech	W	63-62	11/27/18	Ohio State	L	79-83	1/27/21
14	Wisconsin	W	81-71	1/30/21	H	Wisconsin	W	81-71	1/30/21	Purdue	L	62-63	1/19/11
15	Virginia Tech	W	75-55	12/8/20	A	Wisconsin	L	56-71	1/6/94	Virginia Tech	W	75-55	12/8/20
16	Ohio State	L	56-61	1/16/22	A	Michigan State	L	71-79	3/3/20	Ohio State	L	56-61	1/16/22
17	Maryland	W	78-61	2/27/19	H	Maryland	W	78-61	2/27/19	Maryland	L	58-64	2/4/15
18	Illinois	L	81-98	12/23/20	H	Illinois	L	81-98	12/23/20	Iowa	L	68-77	2/29/20
19	Michigan State	W	62-58	2/15/22	H	Michigan State	W	62-58	2/15/22	Michigan State	L	64-80	12/11/21
20	Illinois	L	55-60	3/3/22	A	Michigan State	L	58-84	1/5/05	Illinois	L	55-60	3/3/22
21	Ohio State	W	90-76	1/18/20	H	Ohio State	W	90-76	1/18/20	Georgia Tech	L	73-77	11/28/06
22	Illinois	L	65-79	1/19/21	A	Wisconsin	L	52-71	1/6/19	Illinois	L	65-79	1/19/21
23	Iowa (at Palestra)	W	89-86	1/4/20	N	Iowa	L	82-89	1/16/19	Ohio State	L	55-75	2/11/15
24	Maryland	L	59-66	12/1/18	A	Minnesota	W	52-50	1/14/17	Maryland	L	59-66	12/1/18
25	Illinois	L	84-94	3/11/00	N	-	-	-	-	Illinois	L	70-85	1/11/97

LAST TIME WON					LAST TIME WON AT HOME				LAST TIME WON ON ROAD				
Rank	Opponent	Score	Date	Site	Opponent	Score	Date	Opponent	Score	Date	Opponent	Score	Date
1	-	-	-	-	-	-	-	-	-	-	-	-	-
2	Michigan State	65-63	3/9/01	N	-	-	-	-	-	-	-	-	-
3	-	-	-	-	-	-	-	-	-	-	-	-	-
4	Maryland	76-69	12/10/19	H	Maryland	76-69	12/10/19	-	-	-	-	-	-
5	Purdue	74-63	2/21/98	H	Purdue	74-63	2/21/98	-	-	-	-	-	-
6	Michigan	75-69	2/12/19	H	Michigan	75-69	2/12/19	Illinois	66-65	2/4/06	-	-	-
7	Purdue	71-68	1/27/94	H	Purdue	71-68	1/27/94	-	-	-	-	-	-
8	Ohio State	79-56	2/15/18	H	Ohio State	79-56	2/15/18	-	-	-	-	-	-
9	Michigan State	72-68	2/1/09	A	-	-	-	Michigan State	72-68	2/1/09	-	-	-
10	Ohio State	98-85	2/27/99	H	Ohio State	98-85	2/27/99	-	-	-	-	-	-
11	-	-	-	-	-	-	-	-	-	-	-	-	-
12	-	-	-	-	-	-	-	-	-	-	-	-	-
13	Virginia Tech	63-62	11/27/18	H	Virginia Tech	63-62	11/27/18	Ohio State	82-79	1/25/18	-	-	-
14	Wisconsin	81-71	1/30/21	H	Wisconsin	81-71	1/30/21	-	-	-	-	-	-
15	Virginia Tech	75-55	12/8/20	A	-	-	-	Virginia Tech	75-55	12/8/20	-	-	-
16	Michigan State	75-70	2/4/20	A	Illinois	57-55	1/11/11	Michigan State	75-70	2/4/20	-	-	-
17	Maryland	78-61	2/27/19	H	Maryland	78-61	2/27/19	Purdue	78-70	2/20/99	-	-	-
18	Michigan State	66-62	1/8/11	H	Michigan State	66-62	1/8/11	Illinois	38-33	2/18/09	-	-	-
19	Michigan State	62-58	2/15/22	H	Michigan State	62-58	2/15/22	-	-	-	-	-	-
20	-	-	-	-	-	-	-	-	-	-	-	-	-
21	Ohio State	90-76	1/18/20	H	Ohio State	90-76	1/18/20	-	-	-	-	-	-
22	Ohio State	65-63	2/27/14	H	Ohio State	65-63	2/27/14	Kentucky	73-68	11/25/2000	-	-	-
23	Iowa (at Palestra)	89-86	1/4/20	N	Illinois	64-63	3/5/09	-	-	-	-	-	-
24	Minnesota	52-50	1/14/17	H	Minnesota	52-50	1/14/17	Ohio State	71-70 (ot)	1/29/14	-	-	-
25	-	-	-	-	-	-	-	-	-	-	-	-	-

PENN STATE WINS VS. AP TOP 25

Date	Opponent	Score	Margin	AP-C	Site
1/10/1952	Syracuse	61-57	4	14-15	RH
2/2/1952	West Virginia	61-60	1	10-10	A
2/27/1952	West Virginia	84-65	19	10-10	RH
3/12/1954	LSU (NCAA)	78-70	8	8-8	N1
3/13/1954	Notre Dame (NCAA)	71-63	8	6-5	N1
2/16/1957	West Virginia	80-65	15	10-10	RH
12/5/1964	Syracuse	81-59	22	pre 7-pre 12	RH
2/16/1972	Virginia	86-74	12	6-7	RH
2/23/1974	Pittsburgh	66-64	2	7-9	RH
12/27/1974	Memphis (Gator Bowl)	61-54	7	16-n/a	N2
3/6/1989	West Virginia (A10)	86-64	22	15-15	N3
12/9/1989	Temple	61-59	2	23-NR	RH
3/15/1991	UCLA (NCAA)	74-69	5	16-n/a	N4
1/15/1994	Minnesota	78-67	11	18-n/a	RH
1/27/1994	Purdue	71-68	3	7-n/a	RH
1/24/1996	Purdue	87-77	10	19-n/a	BJC
2/3/1996	Iowa	95-87 (OT)	8	16-n/a	A
1/28/1998	Iowa	67-65	2	16-n/a	BJC
2/21/1998	Purdue	74-63	11	5-n/a	BJC
12/1/1998	Temple	65-64	1	10-10	BJC
2/20/1999	Purdue	78-70	8	17-18	A
2/27/1999	Ohio State	98-85 (OT)	14	10-10	BJC
3/10/2000	Ohio State (BTT)	71-66	5	4-5	N5
11/25/2000	Kentucky	73-68	5	22-21	A
1/31/2001	Illinois	98-95 (OT)	3	6-6	BJC
3/9/2001	Michigan State (BTT)	65-63	2	2-3	N5
3/18/2001	North Carolina (NCAA)	82-74	8	6-5	N6
2/4/2006	Illinois	66-65	1	6-6	A
2/2/2008	Michigan State	85-76	9	8-7	BJC
3/9/2008	Indiana	68-64 ot	4	18-17	BJC
1/6/2009	Purdue	67-64	3	14-14	BJC
2/1/2009	Michigan State	72-68	4	9-9	A
2/18/2009	Illinois	38-33	5	18-16	A
3/5/2009	Illinois	64-63	1	23-23	BJC
1/8/2011	Michigan State	66-62	4	18-19	BJC
1/11/2011	Illinois	57-55	2	16-16	BJC
1/29/2011	Wisconsin	56-52	4	17-15	BJC
3/11/2011	Wisconsin (BTT)	36-33	3	13-13	N7

Date	Opponent	Score	Margin	AP-C	Site
1/19/2012	Illinois	54-52	2	22-25	BJC
2/27/2013	Michigan	84-78	6	4-4	BJC
1/29/2014	Ohio State	71-70 (OT)	1	24-23	A
2/27/2014	Ohio State	65-63	2	22-20	BJC
2/6/2016	Indiana	68-63	5	21-22	BJC
2/17/2016	Iowa	79-75	4	4-6	BJC
1/14/2017	Minnesota	52-50	2	24-24	BJC
2/7/2017	Maryland	70-64	6	21-22	BJC
1/25/2018	Ohio State	82-79	3	13-13	A
2/15/2018	Ohio State	79-56	23	8-9	BJC
3/2/2018	Ohio State (BTT)	69-68	1	13-14	N8
11/27/2018	Virginia Tech (B1G/ACC)	63-62	1	13-12	BJC
2/12/2019	Michigan	75-69	6	6-7	BJC
2/27/2019	Maryland	78-61	16	17-20	BJC
12/10/2019	Maryland	76-69	7	4-4	BJC
1/4/2020	Iowa	89-86	3	23-25	N3
1/18/2020	Ohio State	90-76	14	21-19	BJC
2/4/2020	Michigan State	75-70	5	16-14	A
12/8/2020	Virginia Tech (B1G/ACC)	75-55	20	15-15	A
1/30/2021	Wisconsin	81-71	10	14-13	BJC
2/15/2022	Michigan State	62-58	4	19-19	BJC

N1 – Iowa Fieldhouse, Iowa City, Iowa

N2 – Gator Bowl Tournament, Jacksonville, Florida

N3 – The Palestra, Philadelphia, Pennsylvania

N4 – Carrier Dome, Syracuse, New York

N5 – United Center, Chicago, Illinois

N6 – The Superdome, New Orleans, Louisiana

N7 – Consecro Fieldhouse, Indianapolis, Indiana

N8 – Madison Square Garden, New York, New York

OPPONENTS IN ASSOCIATED PRESS TOP 25

RANKED TEAMS DEFEATED IN THE JORDAN CENTER

RK	TEAM (SCORE)	DATE
4	Maryland (76-69)	12/10/2019
4	Iowa (79-75)	2/17/2016
4	Michigan (84-78)	2/27/2013
5	Purdue (74-63)	2/21/1998
6	Michigan (75-69)	2/12/2019
6	Illinois (98-95, OT)	1/31/2001
8	Ohio State (79-56)	2/15/2018
8	Michigan St. (85-76)	2/2/2008
10	Ohio State (98-85, OT)	2/27/1999
10	Temple (65-64)	12/1/1998
13	Virginia Tech (63-62)	11/27/2018
14	Wisconsin (81-71)	1/30/2021
14	Purdue (67-64)	1/6/2009
16	Illinois (57-55)	1/11/2011
16	Iowa (67-65)	1/28/1998
17	Maryland (78-61)	2/27/2019
17	Wisconsin (56-52)	1/29/2011
18	Michigan St. (66-62)	1/8/2011
18	Indiana (68-64, OT)	3/9/2008
19	Michigan State (62-58)	2/15/2022
19	Purdue (87-77)	1/24/1996
21	Ohio State (90-76)	1/18/2020
21	Maryland (70-64)	2/7/2017
21	Indiana (68-63)	2/6/2016
22	Ohio State (65-63)	2/27/2014
22	Illinois (54-52)	1/19/2012
23	Illinois (64-63)	3/5/2009
24	Minnesota (52-50)	1/14/2017

Most Associated Press Poll-ranked teams beaten at BJC in a season:
3; 2011, 2019

Date	Rank	Team	PS	Opp
11/27/2018	13	Virginia Tech	63	62
2/12/2019	6	Michigan	75	69
2/27/2019	17	Maryland	78	61
1/8/2011	18	Michigan State	66	62
1/11/2011	16	Illinois	57	55
1/29/2011	17	Wisconsin	56	52

Most consecutive BJC wins over ranked opponents in single-season:
2; 2011, 2016, 2019 & 2020

Date	Rank	Team	PS	Opp
12/10/2019	4	Maryland	76	69
1/18/2020	21	Ohio State	90	76
2/12/2019	6	Michigan	75	69
2/27/2019	27	Maryland	78	61
2/6/2016	21	Wisconsin	68	63
2/17/2016	4	Iowa	79	75
1/8/2011	18	Michigan State	66	62
1/11/2011	16	Illinois	57	55

Most road wins in a season over AP Top 25 opponents:
2; 2008-09 & 2019-20

Most wins in a season over AP Top 25 opponents:
4; 2000-01, 2008-09 & 2019-20

Most wins in a season over AP Top 20 opponents:
4; 2010-11

Wins vs. AP-ranked teams: 59

NO. 1 - 0-12

3/21/1952	vs. Kentucky (NCAA)	54	82	L
12/23/1961	@Ohio State	49	92	L
1/3/1966	@Duke	58	83	L
12/28/1981	North Carolina (OT)	50	56	L
2/16/1988	@Temple	49	50	L
2/9/1993	Indiana (2OT)	84	88	L
1/3/2001	@Michigan State	73	98	L
1/12/2005	@Illinois	64	90	L
2/16/2005	Illinois	63	80	L
3/1/2011	Ohio State	61	82	L
3/13/2011	vs. Ohio State (BTT)	60	71	L
11/19/2016	vs. Duke	68	78	L

NO. 2 - 1-9

3/12/1955	vs. Kentucky (NCAA)	59	84	L
2/15/1958	West Virginia	71	74	L
12/11/1976	@Marquette	49	79	L
12/12/1984	DePaul	61	78	L
3/9/2001	vs. Michigan State (BTT)	65	63	W
2/14/2007	Ohio State	62	64	L
2/21/2007	@Ohio State	60	68	L
1/15/2011	@Ohio State	66	69	L
11/19/2011	vs. Kentucky	47	85	L
1/3/2019	@Michigan	55	68	L

NO. 3 - 0-5

1/9/1960	West Virginia	73	75	L
2/2/1978	Marquette	60	73	L
1/18/1988	Temple	44	59	L
2/17/2007	@Wisconsin	49	75	L
1/8/2022	Purdue	67	74	L

NO. 4 - 4-9

11/30/1963	@Duke	69	82	L
11/24/1978	Louisville	58	89	L
2/5/1997	@Minnesota	70	85	L
3/10/2000	vs. Ohio State (BTT)	71	66	W
2/7/2007	Wisconsin	58	71	L
1/25/2012	@Ohio State	54	78	L
2/17/2013	@Michigan	71	79	L
2/27/2013	Michigan	84	78	W
12/31/2014	@Wisconsin	72	89	L
12/30/2015	@Maryland	70	76	L
2/17/2016	Iowa	79	75	W
12/10/2019	Maryland	76	69	W
2/18/21	Ohio State	82	92	L

NO. 5 - 1-13

3/11/1955	vs. Iowa (NCAA)	53	82	L
1/9/1993	@Indiana	57	105	L
2/17/1993	Michigan	70	80	L
2/21/1998	Purdue	74	63	W
2/12/2000	@Ohio State	75	88	L
2/23/2000	Michigan State	63	79	L
2/24/2001	Michigan State	57	76	L
12/7/2002	Pittsburgh	60	82	L
1/7/2013	Indiana	51	74	L
12/31/2013	Michigan State	63	79	L
2/18/2015	Wisconsin	47	55	L

1/10/2016	Michigan State	65	92	L
2/3/2016	@Iowa	49	73	L
1/31/2018	@Michigan State	68	76	L

NO. 6 - 6-10

3/13/1954	Notre Dame (NCAA)	71	63	W
1/5/1965	@Duke	88	121	L
2/16/1972	Virginia	86	74	W
2/9/1987	Temple	70	73	L
3/1/2000	Ohio State	73	79	L
1/31/2001	Illinois	98	95	W
3/18/2001	vs. North Carolina (NCAA)	82	74	W
2/4/2006	@Illinois	66	65	W
3/10/2006	Ohio State	56	63	L
11/15/2012	vs. NC State	55	72	L
3/14/2013	vs. Michigan (BTT)	66	83	L
2/28/2016	Michigan State	57	88	L
2/18/2018	@Purdue	73	76	L
1/13/2019	Michigan State	56	71	L
2/12/2019	Michigan	75	69	W
12/7/2019	@Ohio State	74	106	L

NO. 7 - 3-6

12/29/1952	Oklahoma A&M	61	68	L
12/5/1964	Syracuse	81	59	W
2/23/1974	Pittsburgh	66	64	W
1/2/1992	@Ohio State	63	73	L
1/27/1994	Purdue	71	68	W
2/11/1995	Michigan State	53	68	L
1/14/2009	Michigan State	73	78	L
3/6/2010	Purdue	60	64	L
1/23/2013	Indiana	49	72	L

NO. 8 - 3-9

12/19/1953	NC State	74	89	L
3/12/1954	vs. LSU (NCAA)	78	70	W
12/11/1957	@West Virginia	50	84	L
1/3/1962	@Duke	55	95	L
1/11/1978	Syracuse	77	83	L
1/2/1982	@DePaul	60	86	L
12/8/1985	@Oklahoma	63	85	L
3/9/1994	@Michigan	72	81	L
2/2/1999	Michigan State	68	70	L
2/2/2008	Michigan State	85	76	W
2/15/2018	Ohio State	79	56	W
3/3/2018	vs. Purdue (BTT)	70	78	L

NO. 9 - 1-11

2/10/1956	@Temple	58	77	L
2/21/1961	@West Virginia	68	71	L
12/3/1966	@North Carolina	63	93	L
12/29/1978	NC State	58	80	L
2/2/1995	@Michigan State	62	82	L
1/7/1998	@Purdue	55	77	L
1/6/1999	Purdue	67	70	L
1/20/2008	@Indiana	65	81	L
2/1/2009	@Michigan State	72	68	W
2/24/2010	Ohio State	67	75	L
2/6/2014	@Michigan State	67	82	L
3/11/2022	vs. Purdue (BTT)	61	69	L

OPPONENTS IN ASSOCIATED PRESS TOP 25

NO. 10 – 5-12

2/2/1952	@West Virginia	61	60	W
2/27/1952	West Virginia	84	65	W
12/31/1952	Western Kentucky	78	91	L
12/9/1954	@NC State	77	99	L
2/16/1957	West Virginia	80	65	W
2/14/1961	West Virginia	78	80	L
12/26/1967	vs. Boston College	58	87	L
2/27/1968	Syracuse	50	67	L
12/15/1979	Syracuse	72	85	L
12/12/1981	@Indiana	51	80	L
12/1/1998	Temple	95	65	W
2/27/1999	Ohio State	68	85	W
1/8/2000	Indiana	78	85	L
3/5/2008	@Wisconsin	41	77	L
1/31/2010	@Purdue	46	66	L
2/13/2010	Michigan State	54	65	L
2/20/2011	@Wisconsin	66	76	L

NO. 11 – 0-16

1/8/1959	West Virginia (OT)	81	89	L
12/11/1982	Alabama (BOT)	67	75	L
12/6/1983	Maryland	58	67	L
1/15/1987	@Temple	49	66	L
2/17/1996	@Purdue	49	66	L
1/5/2000	@Michigan State	63	76	L
2/2/2000	@Indiana	77	87	L
1/20/2001	@Illinois	60	92	L
12/11/2004	Pittsburgh	71	84	L
1/28/2006	Michigan State	60	69	L
3/4/2010	@Michigan State	65	67	L
1/5/2011	Purdue	68	83	L
1/22/2012	@Indiana	54	73	L
2/8/2012	Michigan State	57	77	L
2/21/2021	@Iowa	68	74	L
2/5/2022	@Wisconsin	49	51	L

NO. 12 – 0-8

3/19/1954	La Salle (NCAA)	54	69	L
1/8/1958	@Temple	45	64	L
12/27/1972	vs. Florida State	60	70	L
12/16/1977	@Syracuse	45	81	L
2/20/1982	Memphis State	46	52	L
12/17/1988	Florida State	71	78	L
1/8/2012	Indiana	82	88	L
2/16/2019	@Purdue	64	76	L

NO. 13 – 4-6

12/12/1956	@West Virginia	66	81	L
1/16/1978	@Virginia	58	83	L
2/8/1997	@Michigan	64	81	L
2/3/2010	@Ohio State	62	75	L
3/11/2011	vs. Wisconsin (BTT)	36	33	W
3/4/2012	Michigan	65	71	L
1/25/2018	@Ohio State	82	79	W
3/2/2018	vs. Ohio State (BTT)	69	68	W
11/27/2018	Virginia Tech	63	62	W
1/27/2021	@Ohio State	79	83	L

NO. 14 – 3-10

1/10/1952	Syracuse	61	57	W
12/11/1977	vs. Maryland	80	89	L
12/19/1981	@Alabama	74	88	L
1/8/1994	@Indiana	72	80	L
2/5/1994	Indiana	66	76	L
2/26/1994	@Purdue	66	71	L
3/5/2005	@Michigan State	64	90	L
1/6/2009	Purdue	67	64	W
1/19/2011	@Purdue	62	63	L
1/26/2013	Ohio State	51	65	L
3/2/2014	Wisconsin	71	66	L
2/21/2017	Purdue (OT)	70	74	L
1/30/2021	Wisconsin	81	71	W

NO. 15 – 2-9

2/11/1989	@West Virginia	67	100	L
3/1/1989	West Virginia	61	71	L
3/6/1989	vs. West Virginia (A10)	86	64	W
1/6/1994	Wisconsin	56	71	L
2/13/1999	@Wisconsin	63	73	L
1/27/2001	@Wisconsin	58	63	L
1/8/2003	@Indiana	65	78	L
2/19/2012	@Wisconsin	55	65	L
3/8/2012	vs. Indiana (BTT)	58	75	L
1/24/2017	@Wisconsin	55	82	L
12/8/2020	@Virginia Tech (BIG/ACC)	75	55	W

NO. 16 – 6-9

1/27/1974	@Pittsburgh	61	83	L
12/27/1974	Memphis (Gator Bowl)	61	54	W
3/15/1991	UCLA (NCAA)	74	69	W
2/3/1996	@Iowa (OT)	95	87	W
1/28/1997	Michigan	59	67	L
1/28/1998	Iowa	67	65	W
1/9/1999	@Minnesota	60	75	L
1/27/1999	@Iowa	74	84	L
2/20/2002	@Illinois	56	83	L
1/11/2011	Illinois	57	55	W
2/15/2014	Iowa	70	82	L
11/21/2017	vs. Texas A&M	87	98	L
2/4/2020	@Michigan State	75	70	W
3/3/2020	Michigan State	71	79	L
1/16/2022	@Ohio State	56	61	L

NO. 17 – 3-8

12/27/1968	La Salle	55	70	L
1/16/1993	Purdue	54	61	L
1/13/1999	Wisconsin	58	61	L
2/20/1999	@Purdue	78	70	W
11/24/2001	@Boston College	65	88	L
1/15/2008	Wisconsin	55	80	L
1/29/2011	Wisconsin	56	52	W
2/4/2015	@Maryland	58	64	L
2/21/2018	Michigan	63	72	L
1/31/2019	Purdue	90	99	Lot
2/27/2019	Maryland	78	61	W

NO. 18 – 4-15

12/19/1973	Syracuse	55	59	L
3/1/1984	Temple	66	69	L
12/1/1987	Oklahoma	59	93	L
2/22/1993	Iowa	58	74	L
2/24/1993	@Iowa	38	58	L
3/11/1993	@Purdue	49	57	L
1/15/1994	Minnesota	78	67	W
1/3/1998	@Michigan	75	92	L
1/25/2003	Illinois	63	75	L
1/29/2005	Wisconsin	50	76	L
1/5/2006	@Ohio State	69	104	L
3/9/2008	Indiana (OT)	68	64	W
2/18/2009	@Illinois	38	33	W
1/24/2010	@Wisconsin (OT)	71	79	L
1/8/2011	Michigan State	66	62	W
12/29/2011	@Michigan	53	71	L
1/16/2013	Michigan State	72	81	L
2/29/2020	@Iowa	68	77	L
12/23/2020	Illinois	81	98	L

NO. 19 – 2-10

12/7/1978	vs. Maryland	61	69	L
2/7/1979	@Temple	43	54	L
1/24/1996	Purdue	87	77	W
12/22/1999	@Temple	51	66	L
1/21/2006	Ohio State	64	75	L
2/20/2008	@Michigan State	49	86	L
1/31/2012	Wisconsin	46	52	L
2/14/2015	Maryland	73	76	L
3/2/2019	Wisconsin	57	61	L
2/2/2021	@Wisconsin	56	72	L
12/11/2021	@Michigan State	64	80	L
2/15/2022	Michigan State	62	58	W

NO. 20 – 0-10

12/26/1975	Minnesota	70	86	L
12/13/1976	Syracuse	63	101	L
1/10/1979	Syracuse	70	85	L
12/26/1979	Brigham Young	50	58	L
2/16/1994	@Minnesota	66	94	L
1/21/1996	@Michigan	66	67	L
1/31/1999	Indiana (2ot)	95	98	L
1/15/2005	Michigan State	58	84	L
2/11/2009	@Purdue	47	61	L
3/3/2022	@Illinois	55	60	L

NO. 21 – 3-8

12/28/1989	Arizona	55	74	L
2/9/1994	@Wisconsin	64	77	L
1/26/1997	Indiana	55	70	L
1/25/1998	Michigan	61	77	L
2/27/2000	@Purdue	71	88	L
2/1/2006	Michigan	65	71	L
11/28/2006	@Georgia Tech	73	77	L
2/6/2016	Indiana	68	63	W
2/7/2017	Maryland	70	64	W
1/21/2017	@Purdue	52	77	L
1/18/2020	Ohio State	90	76	W

OPPONENTS IN ASSOCIATED PRESS TOP 25

NO. 22 – 3-6

11/25/2000	@Kentucky	73	68	W
12/6/2003	@Pittsburgh	37	64	L
2/25/2004	@Wisconsin	45	68	L
1/11/2009	@Minnesota	59	79	L
1/19/2012	Illinois	54	52	W
3/10/2013	Wisconsin	60	63	L
2/27/2014	Ohio State	65	63	W
1/6/2019	Wisconsin	52	71	L
1/19/2021	at Illinois	65	79	L

NO 23 – 3-6

12/9/1989	Temple	61	59	W
1/25/2006	@Wisconsin	43	72	L
3/1/2006	@Iowa	38	65	L
3/5/2009	Illinois	64	63	W
1/3/2010	Wisconsin	46	63	L
2/11/2015	@Ohio State	55	75	L
3/4/2015	Ohio State	67	77	L
1/16/2019	Iowa	82	89	L
1/4/2020	vs. Iowa (Palestra)	89	86	W

NO. 24 – 2-8

11/26/1993	@Vanderbilt	60	83	L
2/25/1997	Illinois	65	87	L
2/5/2008	@Purdue	53	67	L
3/13/2009	vs. Purdue (BTT)	79	65	L
3/17/2011	vs. Temple (NCAA)	64	66	L
1/29/2014	@Ohio State (OT)	71	70	W
1/13/2016	@Purdue	74	57	L
11/20/2016	vs. Cincinnati	50	71	L
1/14/2017	Minnesota	52	50	W
12/1/2018	@Maryland	59	66	L

NO. 25 – 0-3

2/15/1995	@Purdue	51	71	L
1/11/1997	@Illinois	70	85	L
3/11/2000	vs. Illinois (BTT)	84	94	L

PENN STATE IN AP TOP 25

RECORD WHEN NITTANY LIONS ARE RANKED

Penn State record when ranked in the Associated Press Poll: 25-18

NO. 9 – 0-4			
2/14/1996	@Indiana	54	72 L
2/17/1996	@Purdue	49	66 L
2/18/2020	Illinois	56	62 L
2/23/2020	@Indiana	60	68 L

No. 10 – 3-1			
1/31/1996	@Michigan State	58	61 L
2/3/1996	Iowa (OT)	95	87 W
2/8/1996	Illinois	61	58 W
2/10/1996	Michigan State	54	50 W

No. 12 – 1-1			
2/28/1996	Northwestern	78	62 W
3/2/1996	@Minnesota	60	65 L

No. 13 – 2-3			
2/20/1952	@Pennsylvania	52	54 L
2/22/1952	@Colgate (OT)	63	65 L
2/23/1952	@Syracuse (OT)	72	76 L
2/11/2020	@Purdue	88	76 W
2/15/2020	Northwestern	77	61 W

No. 14 – 5-1			
2/6/1952	Rutgers	66	52 W
2/9/1952	Georgetown	83	55 W
1/21/1996	Michigan	66	67 L
1/24/1996	Purdue	87	77 W
1/27/1996	Indiana	82	68 W
2/22/1996	Michigan	67	57 W

No. 16 – 2-2			
3/6/1996	@Wisconsin	52	54 L
3/9/1996	Ohio State	86	70 W
2/26/2020	Rutgers	65	64 W
2/29/2020	@18 Iowa	68	77 L

No. 17 – 2-0			
2/15/1952	@Rhode Island	72	66 W
2/16/1952	@Army	85	73 W

No. 18 – 0-1			
3/14/1996	vs. Arkansas (NCAA)	80	86 L

No. 19 – 1-1			
12/9/1954	@10 NC State	77	99 L
12/11/1954	Carnegie Tech	91	75 W

No. 20 – 3-4			
1/11/1996	Minnesota	76	51 W
1/13/1996	@Northwestern (OT)	83	74 W
12/29/2019	Cornell	90	59 W
1/7/2020	@Rutgers	61	72 L
1/11/2020	Wisconsin	49	58 L
3/3/2020	16 Michigan State	71	79 L
3/7/2020	@Northwestern	69	80 L

No. 21 – 1-0			
1/4/2020	vs. 23 Iowa (Palestra)	89	86 W

No. 22 – 2-0			
2/4/2020	@16 Michigan State	75	70 W
2/8/2020	Minnesota	83	77 W

No. 23 – 1-0			
12/20/2019	Central Conn. St.	87	58 W

No. 24 – 2-0			
1/29/2020	Indiana	64	49 W
2/1/2020	@Nebraska	76	64 W

RECORD WHEN BOTH TEAMS ARE RANKED

Penn State record when both teams are ranked in the Associated Press poll: 4-4

12/9/1954	19 PSU at 10 NC State	77	99 L
1/21/1996	14 PSU at 20 Michigan	66	67 L
1/24/1996	14 PSU vs. 19 Purdue	87	77 W
2/3/1996	10 PSU at 19 Iowa (OT)	95	87 W
1/4/2020	21 PSU vs. 23 Iowa (Palestra)	89	86 W
2/4/2020	22 PSU at 16 Michigan State	75	70 W
2/29/2020	16 PSU at 18 Iowa	68	77 L
3/3/2020	20 PSU vs. 16 Michigan State	71	79 L

PENN STATE'S RANKING HISTORY

1951-52		
Date	AP	
2/4/1952.....	14	
2/11/1952.....	17	
2/18/1952.....	13	

1953-54		
Date	AP	
3/22/1954.....	9	

1954-55		
Date	AP	
12/6/1954.....	19	

1995-96		
Date	AP	
1/8/1996.....	20	
1/15/1996.....	14	
1/22/1996.....	14	
1/29/1996.....	10	
2/5/1996.....	10	
2/12/1996.....	9	
2/19/1996.....	14	
2/26/1996.....	12	
3/4/1996.....	16	
3/11/1996...18 (final)		

2000-01		
Date	AP	Coaches' Poll
4/4/2001.....	25	(final)

2019-20		
Date	AP	Coaches' Poll
12/16/2019.....	23	24
12/23/2019.....	20	21
12/30/2019.....	21	21
1/6/2020.....	20	20
1/27/2020.....	24	23
2/3/2020.....	22	20
2/10/2020.....	13	13
2/17/2020.....	9	9
2/24/2020.....	16	14
3/2/2020.....	20	20

ANNUAL RECORD VS. AP TOP 25 OPPONENTS

Year	Total Games	Overall	Top 20	Top 10	Top 5	#1
1951-52	4	3-1	3-1	2-1	0-1	0-1
1952-53	2	0-2	0-2	0-2	0-0	0-0
1953-54	4	2-2	2-2	2-1	0-0	0-0
1954-55	3	0-3	0-3	0-3	0-2	0-0
1955-56	1	0-1	0-1	0-1	0-0	0-0
1956-57	2	1-1	1-1	1-0	0-0	0-0
1957-58	3	0-3	0-3	0-2	0-1	0-0
1958-59	1	0-1	0-1	0-0	0-0	0-0
1959-60	1	0-1	0-1	0-1	0-1	0-0
1960-61	2	0-2	0-2	0-2	0-0	0-0
1961-62	2	0-2	0-2	0-2	0-1	0-1
1962-63	0	0-0	0-0	0-0	0-0	0-0
1963-64	1	0-1	0-1	0-1	0-1	0-0
1964-65	2	1-1	1-1	1-1	0-0	0-0
1965-66	1	0-1	0-1	0-1	0-1	0-1
1966-67	1	0-1	0-1	0-1	0-0	0-0
1967-68	1	0-1	0-1	0-1	0-0	0-0
1968-69	1	0-1	0-1	0-0	0-0	0-0
1969-70	0	0-0	0-0	0-0	0-0	0-0
1970-71	0	0-0	0-0	0-0	0-0	0-0
1971-72	1	1-0	1-0	1-0	0-0	0-0
1972-73	1	0-1	0-1	0-0	0-0	0-0
1973-74	3	1-2	1-2	1-0	0-0	0-0
1974-75	1	1-0	1-0	0-0	0-0	0-0
1975-76	1	0-1	0-1	0-0	0-0	0-0
1976-77	2	0-2	0-2	0-1	0-1	0-0
1977-78	5	0-5	0-5	0-2	0-1	0-0
1978-79	6	0-6	0-6	0-3	0-1	0-0
1979-80	2	0-2	0-2	0-1	0-0	0-0
1980-81	0	0-0	0-0	0-0	0-0	0-0
1981-82	5	0-5	0-5	0-3	0-1	0-1
1982-83	1	0-1	0-1	0-0	0-0	0-0
1983-84	2	0-2	0-2	0-0	0-0	0-0
1984-85	1	0-1	0-1	0-1	0-1	0-0
1985-86	1	0-1	0-1	0-1	0-0	0-0
1986-87	2	0-2	0-2	0-1	0-0	0-0
1987-88	3	0-3	0-3	0-2	0-2	0-1
1988-89	4	1-3	1-3	0-0	0-0	0-0
1989-90	2	1-1	0-0	0-0	0-0	0-0
1990-91	1	1-0	1-0	0-0	0-0	0-0
1991-92	1	0-1	0-1	0-1	0-0	0-0

Year	Total Games	Overall	Top 20	Top 10	Top 5	#1
1992-93	7	0-7	0-7	0-3	0-3	0-1
1993-94	10	2-8	2-6	1-1	0-0	0-0
1994-95	3	0-3	0-2	0-2	0-0	0-0
1995-96	4	2-2	2-2	0-0	0-0	0-0
1996-97	6	0-6	0-3	0-1	0-1	0-0
1997-98	5	2-3	2-2	1-1	1-0	0-0
1998-99	10	3-7	3-7	2-2	0-0	0-0
1999-2000	10	1-9	1-7	1-4	1-2	0-0
2000-01	8	4-4	3-4	3-2	1-2	0-1
2001-02	2	0-2	0-2	0-0	0-0	0-0
2002-03	3	0-3	0-3	0-1	0-1	0-0
2003-04	2	0-2	0-0	0-0	0-0	0-0
2004-05	6	0-6	0-6	0-2	0-2	0-2
2005-06	8	1-7	1-4	1-1	0-0	0-0
2006-07	5	0-5	0-4	0-4	0-4	0-0
2007-08	7	2-5	2-4	1-2	0-0	0-0
2008-09	8	4-4	3-2	1-1	0-0	0-0
2009-10	8	0-8	0-7	0-4	0-0	0-0
2010-11	11	4-7	4-6	0-4	0-3	0-2
2011-12	11	1-10	0-10	0-2	0-2	0-0
2012-13	9	1-8	1-7	1-5	1-2	0-0
2013-14	6	2-4	0-4	0-2	0-1	0-0
2014-15	6	0-6	0-4	0-2	0-2	0-0
2015-16	7	2-5	1-4	1-4	1-3	0-0
2016-17	7	2-5	0-3	0-1	0-1	0-1
2017-18	8	3-5	3-5	1-3	0-1	0-0
2018-19	11	3-8	3-5	1-2	0-1	0-0
2019-20	7	4-3	2-3	1-1	1-0	0-0
2020-21	8	2-6	2-5	0-1	0-1	0-0
2021-22	7	1-6	1-6	0-2	0-1	0-0
Totals	279	59-228	48-197	24-96	6-48	0-12

WIN / LOSS MARGINS

WINNING MARGINS

ALL GAMES

+74	Susquehanna (86-12), 1/25/1919
+61	Juniata (62-1), 12/13/1906
+59	Lebanon Valley (69-10), 1/31/1920
+58	Ithaca (105-47), 1/17/1953
+57	Susquehanna (75-18), 1/16/1926
+56	Comp. B, 5th Regiment (58-2), 3/1/1902
+54	Geo. Washington (60-6), 2/13/1920
+53	Canisius (93-40), 11/16/2007
+51	Morgan State (102-51), 1/11/1992
+51	Juniata (83-32), 11/27/1987
+51	Bethany (64-13), 1/20/1923
+51	Altoona Ath. Assoc. (59-8), 3/11/1904
+51	Lock Haven (51-0), 1/16/1903
+49	Bucknell (94-45), 1/5/1955
+49	Bloomsburg (53-4), 1/31/1902
+48	at Lehigh (93-45), 12/2/1975
+48	Juniata (61-13), 12/13/1923
+48	Juniata (57-9), 12/15/1905
+48	Lock Haven (94-46), 12/3/2004
+47	Gardner-Webb (104-57), 12/19/2009
+47	Bucknell (64-17), 3/7/1925
+47	Bloomsburg (56-9), 2/13/1901
+46	MIT (60-14), 2/12/1915
+46	Franklin & Marshall (49-3), 2/6/1909
+45	Coppin State (88-43), 12/30/2017
+45	Susquehanna (58-13), 1/5/1924
+45	Carnegie Tech (62-17), 2/2/1921
+44	at Dickinson (89-45), 1/17/1952
+44	Mexico (62-18), 2/25/1941
+44	Dickinson (62-18), 1/17/1920
+43	Lehigh (93-50), 12/6/1997
+43	Carnegie Tech (76-33), 3/1/1944
+43	Geo. Washington (47-4), 2/18/1908
+43	Wyoming Sem. (66-23), 1/11/1907
+42	Indiana (Pa.) (99-57), 12/2/1979
+42	Lock Haven (44-2), 2/2/1901
+41	Morgan State (96-55), 12/21/2016
+41	Loyola (Md.) (88-47), 1/26/1981
+41	Lehigh (78-37), 2/5/1955
+41	Susquehanna (53-12), 12/13/1944
+41	Albright (50-9), 2/3/1911
+40	Indiana (Pa.) (86-46), 12/1/1982
+40	Pittsburgh (84-44), 1/14/1967
+40	Bucknell (95-55), 1/12/1966
+40	Bucknell (53-13), 2/24/1910
+40	Pittston YMCA (53-13), 2/14/1902

BIG TEN GAMES

+38	Northwestern (83-45), 1/22/1998
+33	at Northwestern (82-49), 1/13/2000
+32	at Northwestern (59-32), 3/6/2014
+30	at Northwestern (89-59), 2/22/1995
+29	Wisconsin (79-50), 1/7/1996
+28	Northwestern (79-51), 1/21/1995
+26	Northwestern (83-57), 1/3/2007
+24	Nebraska (95-71), 2/19/2019
+23 §	#8 Ohio State (79-56), 2/15/2018
+21	Minnesota (67-46), 2/17/2022
+21	Purdue (92-71), 2/17/2001
+20	Purdue (65-45), 1/5/2012
+20	Purdue (74-54), 1/18/2006
+20	at Minnesota (82-62), 2/14/2002

LOSING MARGINS

ALL GAMES

-53	at Navy (50-103), 12/4/1985
-50	at Duke (43-93), 1/3/1970
-48	at #5 Indiana (57-105), 1/9/1993
-45	at Villanova (53-98), 2/2/1980
-43	at Illinois (37-80), 1/21/2004
-43	at #1 Ohio St. (49-92), 12/23/1961
-40	at Temple (36-76), 1/23/1986
-40	at #10 Duke (55-95), 1/3/1962
-39	at Princeton (38-77), 1/13/1970
-38	vs. #2 Kentucky (85-47), 11/19/2011
-38	at #20 Syracuse (63-101), 12/13/1976
-37	at #8 Michigan St. (49-86), 2/20/2008
-37	at #11 Pittsburgh (91-54), 12/10/2005
-36	at #10 Wisconsin (41-77), 3/5/2008
-36	at #12 Syracuse (45-81), 12/16/1977
-36	Oregon (40-76), 12/6/1974
-36	at #2 NC State (42-78), 12/3/1955
-35	at #18 Ohio State (104-69), 1/5/2006
-35	at Purdue (57-92), 3/2/2002

BIG TEN GAMES

-48	at #5 Indiana (57-105), 1/9/1993
-43	at Illinois (37-80), 1/21/2004
-37	at #19 Michigan St. (86-49), 2/20/2008
-36	at #10 Wisconsin (77-41), 3/5/2008
-35	at #18 Ohio State (104-69), 1/5/2006
-35	at Purdue (57-92), 3/2/2002
-34	at Michigan St. (36-70), 1/22/2003
-34	Indiana (51-85), 1/23/2002
-32	at #6 Ohio State (106-74), 12/7/2019
-32	at #11 Illinois (60-92), 1/20/2001
-31	at #6 Michigan St. (57-88), 2/28/2016
-31	at Indiana (63-94), 3/3/2007
-31	at Wisconsin (55-86), 2/1/2003

§ Denotes Penn State record for largest margin of victory over a ranked team.

100-POINT GAMES

100-POINT GAMES

PENN STATE

last at Indiana (3ot) 2/1/2017 (102)

PSU Opp	Opp. Pts.	Date
129 VMI	111	12/30/2006
110 Colgate	75	12/15/1954
109 Muhlenberg	78	12/12/1977
108 West Virginia	81	2/16/1966
108 Lock Haven	74	12/8/1984
107 Syracuse	85	1/12/1955
107 Massachusetts	79	1/5/1989
106 Rutgers	69	12/18/1954
105 Siena	103	3/20/2000
105 Ithaca	47	1/17/1953
104 Gardner-Webb	57	12/19/2009
104 at Colgate	75	1/18/1964
104 Navy	83	2/5/1983
103 Syracuse	95	2/4/1970
102 at Indiana(3ot)	110	2/1/2017
102 Rutgers	78	12/14/1955
102 West Virginia	99	1/21/1967
102 Morgan State	51	1/11/1992
101 Ursinus	68	11/28/1980
100 Wagner	91	12/18/2000
100 at Rutgers	99	2/21/1987

BY MOST RECENT DATE ORDER

102 at Indiana(3ot)	110	2/1/2017
104 Gardner-Webb	57	12/19/2009
129 VMI	111	12/30/2006
100 Wagner	91	12/18/2000
105 Siena	103	3/20/2000
102 Morgan State	51	1/11/1992
107 Massachusetts	79	1/5/1989
100 at Rutgers	99	2/21/1987
108 Lock Haven	74	12/8/1984
104 Navy	83	2/5/1983
101 Ursinus	68	11/28/1980
109 Muhlenberg	78	12/12/1977
103 Syracuse	95	2/4/1970
102 West Virginia	99	1/21/1967
108 West Virginia	81	2/16/1966
104 at Colgate	75	1/18/1964
102 Rutgers	78	12/14/1955
107 Syracuse	85	1/12/1955
106 Rutgers	69	12/18/1954
110 Colgate	75	12/15/1954
105 Ithaca	47	1/17/1953

OPPONENTS

last at Ohio State, 12/7/2019 (106)

Pts.	Opp.	PSU Pts.	Date
121 at Duke	88	1/5/1965	
112 at Cleveland St.	82	12/1/1984	
111 VMI	129	12/30/2006	
110 at Indiana(3ot)	102	2/1/2017	
106 at Ohio State	106	12/7/2019	
106 vs. Charlotte	97	11/20/2014	
105 at Indiana	57	1/9/1993	
104 at Ohio State	69	1/5/2006	
104 at West Virginia	74	12/12/1959	
103 Siena	105	3/20/2000	
103 at Syracuse	79	12/16/1965	
103 at West Virginia	87	2/18/1976	
103 at Navy	50	12/4/1985	
102 at Rutgers	92	2/23/1984	
101 at West Virginia	87	2/24/1971	
101 at Syracuse	63	12/13/1976	
101 at West Virginia	84	2/16/1983	
100 Pittsburgh	90	2/3/1956	
100 Syracuse	93	2/11/1976	
100 at Navy	69	2/6/1984	
100 at West Virginia	67	2/11/1989	

BY MOST RECENT DATE ORDER

106 at Ohio State	106	12/7/2019
110 at Indiana(3ot)	102	2/1/2017
106 vs. Charlotte	97	11/20/2014
111 VMI	129	12/30/2006
104 at Ohio State	69	1/5/2006
103 Siena	105	3/20/2000
105 at Indiana	57	1/9/1993
100 at West Virginia	67	2/11/1989
103 at Navy	50	12/4/1985
112 at Cleveland St.	82	12/1/1984
102 at Rutgers	92	2/23/1984
100 at Navy	69	2/6/1984
101 at West Virginia	84	2/16/1983
101 at Syracuse	63	12/13/1976
103 at West Virginia	87	2/18/1976
100 Syracuse	93	2/11/1976
101 at West Va.	87	2/24/1971
103 at Syracuse	79	12/16/1965
121 at Duke	88	1/5/1965
104 at West Virginia	74	12/12/1959
100 Pittsburgh	90	2/3/1956

30-POINT GAMES

PENN STATE

19 total, last at Northwestern, 2/21/2015

Pts.	Opp.	Opp Pts.	Date
33 at Navy	52	2/9/1974	
34 Villanova	36	2/4/1979	
36 at Michigan St.	70	1/22/2003	
36 at Temple	76	1/23/1986	
36 vs. Wisconsin	33	3/11/2011	
37 at Pittsburgh	64	12/6/2003	
37 at Illinois	80	1/21/2004	
37 at Penn	62	11/23/2002	
37 at Army	46	2/22/1964	
38 at Princeton	77	1/13/1970	
38 at Colgate	37	12/22/1979	
38 at Iowa	58	2/24/1993	
38 at Iowa	65	3/1/2006	
38 at Illinois	33	2/5/2009	
39 at Army	59	2/5/1966	
39 at Temple	43	1/6/1981	
39 at Northwestern	54	2/19/2005	
39 Maryland	62	12/1/2010	
39 Northwestern	60	2/21/2015	

OPPONENTS

15 total; last vs. Northwestern, 3/6/2014

Pts.	Opp.	PSU Pts.	Date
26 Juniata	64	11/25/1989	
32 Northwestern	59	3/6/2014	
32 Juniata	83	11/27/1987	
33 vs. Wisconsin	36	3/11/2011	
33 Illinois	38	2/5/2009	
36 Army	49	2/17/1962	
36 Carnegie Tech	69	1/9/1965	
36 Villanova	34	2/4/1979	
36 Massachusetts	50	2/20/1980	
37 Colgate	38	12/22/1979	
37 SW Texas State	62	12/22/1989	
38 Princeton	61	12/12/2007	
38 Johns Hopkins	64	1/21/1980	
39 Denver	60	12/15/2007	
39 Gettysburg	53	12/15/1964	

COMEBACK VICTORIES IN BIG TEN ERA

List of games in the Big Ten era when Penn State trailed at halftime and came back to win the game.

Date	Site	Team	Half Score	Margin	Final
12/5/1992	H-RH	Mt. St. Mary's	30-27	-3	60-55
12/28/1992	A	Toledo	36-29	-7	69-60
3/3/1993	A	Wisconsin	28-20	-8	62-58
11/29/1993	H-RH	Vermont	43-33	-10	80-72
2/23/1994	RH	Iowa	40-36	-4	89-80
3/2/1994	H-RH	Northwestern	30-24	-6	73-71
3/15/1995	H-RH	Miami (Fla.) (NIT) ^	33-20	-13	62-56
3/23/1995	A	Iowa (NIT)	34-31	-3	67-64
12/30/1995	N	Bradley	32-31	-1	75-72
2/3/1996	A	Iowa	42-37	-5	95-87 (on)
2/22/1996	H	Michigan	34-28	-6	67-57
11/23/1996	H	Mt. St. Mary's	24-20	-4	64-57
12/7/1996	H	Tennessee	16-14	-2	42-41 (on)
1/22/1997	A	Northwestern	39-36	-3	71-69
11/24/1997	A	Loyola (Md.)	45-39	-6	90-82
12/20/1997	H	Bucknell	35-27	-8	91-75
1/10/1998	H	Minnesota	40-30	-10	75-68
1/16/1998	H	Ohio State	42-27	\$ -15	90-81
2/28/1998	A	Ohio State	39-36	-3	89-85
12/21/1998	H	Bucknell	26-20	-6	62-58
2/27/1999	H	10 Ohio State	39-38	-1	98-85
11/25/2000	A	22 Kentucky	39-37	-2	73-68
1/10/2001	A	Ohio State	40-37	-3	78-75
1/13/2001	H	Northwestern	38-30	-8	73-66
1/31/2001	H	6 Illinois	48-44	-4	98-95 (on)
3/8/2001	N	Michigan (BTT)	42-37	-5	82-80
3/18/2001	N	6 North Carolina	40-39	-1	82-74
11/21/2001	H	Lafayette	31-27	-4	75-66
12/14/2002	H	Northeastern	33-29	-4	79-67
1/4/2003	H	Buffalo	38-29	-9	68-60
3/8/2003	H	Indiana	35-32	-3	74-66
12/20/2003	H	St. Francis (N.Y.)	36-32	-4	68-64
1/3/2004	H	Bucknell	26-25	-1	58-46
1/7/2004	H	Minnesota	45-38	-7	75-72
11/27/2004	H	Sacred Heart	30-29	-1	69-61
1/22/2005	H	Northwestern	28-27	-1	65-62
11/19/2005	H	Cornell	29-27	-2	66-54
12/7/2005	H	UMKC	28-26	-2	75-71
1/11/2006	A	Northwestern	34-40	-4	65-61
2/4/2006	A	6 Illinois	39-25	-14	66-65
2/15/2006	H	Indiana	35-31	-4	71-68
12/13/2006	H	Long Island	29-28	# -1	66-45
12/8/2007	H	Seton Hall	52-42	-10	89-86 (on)
1/2/2008	A	Northwestern	35-34	-1	79-68
12/31/2008	H	Northwestern	25-21	-4	61-57
1/24/2009	H	Iowa	29-22	-7	63-59
3/5/2009	H	23 Illinois	34-32	-2	64-63
2/2/2009	N	Baylor (NIT)	29-25	-4	69-63
11/30/2009	A	Virginia	27-21	-6	69-67
11/12/2010	H	Lehigh	27-21	-6	70-68
12/4/2010	H	Duquesne	33-30	-3	77-73
1/8/2011	H	18 Michigan State	36-31	-5	66-62
1/29/2011	H	17 Wisconsin	29-20	-9	56-52
11/30/2011	A	Boston College	29-26	-3	62-54
12/21/2011	H	Cornell	31-30	-1	74-67
11/16/2012	N	Providence	16-14	-2	55-52 (on)

Date	Site	Team	Half Score	Margin	Final
2/27/2013	H	4 Michigan	39-36	-3	84-78
11/23/2013	H	Bucknell	22-16	-6	60-57
11/19/2013	H	La Salle	42-40	-2	79-72
12/22/2013	H	Mt. St. Mary's	46-37	-9	92-82
1/23/2014	H	Nebraska	29-22	-7	58-54
1/29/2014	A	Ohio State	35-31	-4	71-70
2/12/2014	A	Indiana	36-30	-6	66-65
2/27/2014	H	Ohio State	28-26	-2	65-63
11/21/2014	N	Cornell	37-28	-9	72-71
11/25/2014	H	Akron	45-32	-13	78-72
12/2/2015	A	Boston College	30-29	-1	67-58
12/19/2015	A	Drexel	27-34	-7	63-57
1/2/2016	H	Minnesota	36-32	-4	86-77
2/6/2016	H	Indiana	34-33	-1	68-63
11/26/2016	A	George Washington	23-32	-9	74-68
1/14/2017	H	Minnesota	22-32	-10	52-50
11/15/2017	H	Montana	29-24	-5	70-57
3/14/2018	H	Temple (NIT)	29-24	-5	63-57
3/20/2018	A	Marquette (NIT)	46-44	-2	85-80
11/27/2018	H	13 Virginia Tech	37-35	-2	63-62
12/15/2018	A	Duquesne	39-32	-7	73-67
3/10/2019	H	Illinois	32-31	-1	72-56
11/23/2019	H	Yale	31-21	-10	58-56
12/14/2019	H	Alabama	40-34	-6	73-71
1/30/2021	H	14 Wisconsin	34-31	-3	81-71
3/7/2021	A	Maryland	33-23	-10	66-61
3/10/2021	N	Nebraska (BTT)	37-23	-14	72-66
1/5/2022	A	Northwestern	34-29	-5	74-70
1/31/2022	H	Iowa	34-32	-2	90-86 (on)
2/25/2022	H	Northwestern	28-22	-6	67-60
3/9/2022	N	Minnesota (BTT)	28-24	-4	60-51
3/10/22	N	Ohio State (BTT)	33-24	-9	71-68

\$ – largest halftime deficit Penn State overcame to gain a victory

– largest margin of victory after trailing at halftime

^ Penn State trailed 48-28 with 14:07 left.

Numerals in front of opponent indicates opponent's Associated Press poll ranking as of the date of the game.

Sites: H-RH indicates Rec Hall at University Park.
H indicates Bryce Jordan Center.

RECORDS VS. CONFERENCES

► AMERICA EAST (22-3)

Albany	0-1
Binghamton	1-0
Hartford	3-0
Maine	1-1
UMBC	4-0
UMass - Lowell	--
New Hampshire	4-0
NJIT	1-0
Stony Brook	0-1
Vermont	8-0

► AMERICAN ATHLETIC (44-71)

UCF	0-1
Cincinnati	1-1
East Carolina	3-0
Houston	1-0
Memphis	2-3
South Florida	2-3
SMU	2-1
Temple	33-60
Tulane	0-2
Tulsa	--
Wichita State	--

► ATLANTIC 10 (120-81)

Davidson	1-0
Dayton	1-0
Duquesne	29-20
Fordham	3-2
George Mason	7-1
George Washington	22-12
La Salle	2-3
Massachusetts	13-11
Rhode Island	12-11
Richmond	5-0
St. Bonaventure	10-11
Saint Joseph's	14-10
Saint Louis	--
VCU	1-0

► ACC (153-194)

Boston College	7-7
Clemson	1-3
Duke	1-9
Florida State	1-3
Georgia Tech	3-1
Louisville	0-1
Miami (Fla.)	3-1
North Carolina	1-4
NC State	3-18
Notre Dame	4-1
Pittsburgh	76-72
Syracuse	44-62

Virginia	3-5
Virginia Tech	4-6
Wake Forest	2-1

► ATLANTIC SUN (2-0)

Bellarmine	--
Florida Gulf Coast	--
Jacksonville	1-0
Kennesaw State	--
Liberty	--
Lipscomb	--
North Alabama	--
North Florida	1-0
Stetson	--

► BIG 12 (59-72)

Baylor	1-1
Iowa State	1-0
Kansas	1-0
Kansas State	1-1
Oklahoma	0-2
Oklahoma State	0-1
TCU	1-0
Texas	--
Texas Tech	1-1
West Virginia	53-66

► BIG EAST (39-43)

Butler	1-2
Connecticut	--
Creighton	1-0
DePaul	1-7
Georgetown	23-20
Marquette	3-3
Providence	2-1
St. John's (N.Y.)	2-1
Seton Hall	5-2
Villanova	1-7
Xavier	--

► BIG SKY (1-2)

Eastern Washington	--
Idaho	0-1
Idaho State	--
Montana	1-0
Montana State	0-1
Northern Arizona	--
Northern Colorado	--
Portland State	--
Sacramento State	--
Southern Utah	--
Weber State	--

► BIG SOUTH (6-0)

Campbell	1-0
Charleston Southern	--
Gardner-Webb	1-0
Hampton	1-0
High Point	--
Longwood	1-0
Presbyterian	--
Radford	2-0
UNC Asheville	--
USC Upstate	--
Winthrop	--

► BIG TEN

	BIG Reg Season	BTT	Overall
Illinois	16-29	0-3	19-32
Indiana	11-38	2-2	13-42
Iowa	17-30	1-1	19-33
Maryland	6-6	--	14-15
Michigan	11-36	2-1	14-38
Michigan St.	8-37	2-1	10-42
Minnesota	17-32	1-4	18-38
Nebraska	8-10	3-0	13-11
Northwestern	34-17	2-2	36-20
Ohio State	15-36	3-4	20-43
Purdue	12-38	0-4	13-43
Rutgers	8-5	--	45-34
Wisconsin	10-40	1-2	11-42
	173-354	17-24	245-433

► BIG WEST (0-1)

Cal Poly	--
Cal State Bakersfield	--
Cal State Fullerton	--
Cal State Northridge	--
Hawai'i	--
Long Beach State	0-1
UC Davis	--
UC Irvine	--
UC Riverside	--
UC San Diego	--
UC Santa Barbara	--

RECORDS VS. CONFERENCES

► CAA (21-6)

Charleston	0-1
Delaware	10-0
Drexel	6-0
Elon	--
Hofstra	1-0
James Madison	1-2
UNC Wilmington	0-1
Northeastern	1-1
Towson	1-0
William & Mary	1-1

► CONFERENCE USA (9-7)

Charlotte	0-3
Florida Atlantic	--
FIU	0-1
Louisiana Tech	--
Marshall	7-0
Middle Tennessee State	--
North Texas	--
Old Dominion	2-0
Rice	--
Southern Mississippi	--
UAB	0-1
UTEP	0-1
UTSA	--
Western Kentucky	0-1

► HORIZON LEAGUE (11-5)

Cleveland State	1-2
Detroit Mercy	3-2
Green Bay	--
IUPUI	--
Milwaukee	--
Northern Kentucky	--
Oakland	--
Purdue Fort Wayne	1-0
UIC	--
Robert Morris	2-1
Wright State	2-0
Youngstown State	2-0

► IVY LEAGUE (49-49)

Brown	2-0
Columbia	5-4
Cornell	8-5
Dartmouth	3-1
Harvard	1-1
Pennsylvania	19-30
Princeton	8-4
Yale	3-4

► METRO ATLANTIC (MAAC) (16-6)

Canisius	3-0
Fairfield	2-0
Iona	--
Manhattan	3-1
Marist	--
Monmouth	2-0
Niagara	2-2
Quinnipiac	--
Rider	3-2
Saint Peter's	--
Siena	1-1

► MID-AMERICAN (MAC) (34-14)

Akron	5-2
Ball State	--
Bowling Green	2-1
Buffalo	6-2
Central Michigan	--
Eastern Michigan	1-1
Kent State	13-3
Miami (Ohio)	1-2
Northern Illinois	--
Ohio University	0-2
Toledo	5-1
Western Michigan	1-0

► MID-EASTERN ATHLETIC (MEAC) (15-1)

Bethune-Cookman	1-0
Coppin State	2-0
Delaware State	3-0
Florida A&M	--
Howard	--
UMES	3-0
Morgan State	6-0
Norfolk State	--
North Carolina A&T	--
North Carolina Central	--
South Carolina State	0-1

► MISSOURI VALLEY (6-7)

Bradley	2-4
Drake	--
Evansville	1-0
Illinois State	0-1
Indiana State	2-0
Loyola, Chicago	--
Missouri State	--
Northern Iowa	--
Southern Illinois	0-1
Valparaiso	1-1

► MOUNTAIN WEST (1-2)

Air Force	--
Boise State	--
Colorado State	0-1
Fresno State	--
Nevada	--
New Mexico	1-1
San Diego State	--
San Jose State	--
UNLV	--
Utah State	--
Wyoming	--

► NORTHEAST (NEC) (37-2)

Bryant	--
Central Connecticut State	3-0
Fairleigh Dickinson	2-0
Long Island	4-0
Merrimack	--
Mount St. Mary's	8-0
Sacred Heart	3-0
St. Francis Brooklyn	3-0
St. Francis (Pa.)	9-2
Wagner	5-0

► OHIO VALLEY (4-0)

Austin Peay	--
Belmont	--
Eastern Illinois	--
Eastern Kentucky	--
Jacksonville State	1-0
Morehead State	1-0
Murray State	1-0
Southeast Missouri	--
SIU Edwardsville	--
Tennessee State	--
Tennessee Tech	1-0
Tennessee-Martin	--

► PACIFIC 12 (6-10)

Arizona	0-1
Arizona State	0-2
California	0-3
Colorado	0-2
Oregon	0-1
Oregon State	1-1
Stanford	--
UCLA	1-0
USC	2-0
Utah	2-0
Washington	--
Washington State	--

RECORDS VS. CONFERENCES

► PATRIOT LEAGUE (247-116)

American	15-1
Army West Point	24-17
Boston University	1-2
Bucknell	79-25
Colgate	52-24
Holy Cross	1-1
Lafayette	12-4
Lehigh	31-11
Loyola (Md.)	5-1
Navy	27-30

► SEC (12-26)

Alabama	2-4
Arkansas	0-1
Auburn	--
Florida	2-1
Georgia	1-2
Kentucky	1-3
LSU	1-1
Mississippi	0-4
Mississippi State	1-1
Missouri	--
South Carolina	1-2
Tennessee	2-1
Texas A&M	0-4
Vanderbilt	1-2

► SOUTHERN (10-1)

The Citadel	--
East Tennessee State	--
Furman	1-0
Mercer	--
Samford	--
Tennessee Chattanooga	2-0
UNC Greensboro	1-0
VMI	5-1
Western Carolina	1-0
Wofford	--

► SOUTHLAND (1-2)

Abilene Christian	--
Central Arkansas	--
Houston Baptist	--
Incarnate Ward	--
Lamar	--
McNeese State	--
New Orleans	0-1
Nicholls State	1-0
Northwestern State	--
Sam Houston State	--
Southeastern Louisiana	0-1
Stephen F. Austin	--
Texas A&M - Corpus Christi	--

► SWAC (0-0)

Alabama A&M	--
Alabama State	--
Alcorn State	--
Arkansas Pine Bluff	--
Grambling State	--
Jackson State	--
Mississippi Valley State	--
Prairie View A&M	--
Southern	--
Texas Southern	--

► SUN BELT (4-1)

Appalachian State	--
Arkansas State	1-0
Arkansas, Little Rock	--
Coastal Carolina	--
Georgia Southern	--
Georgia State	--
Louisiana, Lafayette	0-1
Louisiana, Monroe	1-0
South Alabama	--
Texas, Arlington	1-0
Texas State	1-0
Troy	--

► THE SUMMIT LEAGUE (3-1)

Denver	1-1
Kansas City	1-0
North Dakota	--
North Dakota State	--
Omaha	--
Oral Roberts	1-0
South Dakota	--
South Dakota State	--
Western Illinois	--

► WEST COAST (4-4)

BYU	3-1
Gonzaga	0-1
Loyola Marymount	--
Pacific	--
Pepperdine	--
Portland	--
Saint Mary's (Calif.)	0-1
San Diego	--
San Francisco	0-1
Santa Clara	1-0

► WESTERN ATHLETIC (1-1)

California Baptist	--
Chicago State	--
Dixie State	--
Grand Canyon	1-0
New Mexico State	--
Seattle	0-1
Tarleton	--
Texas, Rio Grande Valley	--
Utah Valley	--

SERIES RECORDS

School	Start	W-L
A		
Akron	1937-38	5-2
Alabama	1965-66	2-4
Ala.-Birmingham	1989-99	0-1
Alaska	1978-79	0-1
Albany	2016-17	0-1
Albright	1910-11	2-0
Alfred	1952-53	1-0
Allegheny	1902-03	4-2
Altoona Ath. Assoc.	1903-04	2-1
Alumni	1919-20	5-0
American	1940-41	15-1
Arizona	1989-90	0-1
Arizona State	1983-84	0-2
Arkansas	1995-96	0-1
Arkansas State	2003-04	1-0
Army West Point	1906-07	24-17
B		
Baylor	1990-91	1-1
Bellefonte Acad.	1903-04	1-0
Bethany	1921-22	3-2
Bethune-Cookman	1993-94	1-0
Binghamton	2017-18	1-0
Bloomsburg	1898-99	3-2
Boston College	1967-68	7-7
Boston University	1955-56	1-2
Bowling Green	1952-53	2-1
Bradley	1981-82	2-4
BYU	1979-80	3-1
Brown	1990-91	2-0
Bucknell	1897-98	79-25
Buffalo	1920-21	6-2
Butler	1975-76	1-2
C		
California	1973-74	0-3
Campbell	2017-18	1-0
Canisius	1994-95	3-0
Carlisle	1917-18	1-0
Carnegie-Mellon	1912-13	64-12
Catholic	1924-25	2-0
C.C.N.Y.	1907-08	0-1
Cent. Conn. State	1994-95	3-0
Charlotte	1981-82	0-3
Cincinnati	1973-74	1-1
Clemson	1999-00	1-3
Cleveland State	1981-82	1-2
Clover Wheelman	1899-1900	1-0
Colgate	1917-18	52-24
Charleston	1993-94	0-1
Colorado	1938-39	0-2
Colorado State	1971-72	0-1
Columbia	1909-10	5-4
Co. B, 5th Regiment	1901-02	1-0
Coppin State	2001-02	2-0
Cornell	1898-99	8-5
Creighton	1921-22	1-0

School	Start	W-L
D		
Dartmouth	1916-17	3-1
Davidson	2009-10	1-0
Dayton	1997-98	1-0
Delaware	1907-08	10-0
Delaware State	1990-91	3-0
Denver	1960-61	1-1
DePaul	1938-39	1-7
DePauw	1947-48	1-0
Detroit	1926-27	3-2
Dickinson	1899-1900	12-0
Drexel	1980-81	6-0
Duke	1949-50	1-9
Duquesne	1923-24	29-20
E		
East Carolina	1980-81	3-0
Eastern Michigan	1990-91	1-1
Ex. 9th Regiment	1903-04	0-2
Evansville	1960-61	1-0
F		
Fairfield	1975-76	2-0
Fairleigh Dickinson	1979-80	2-0
Florida	1965-66	2-1
FIU	1998-99	0-1
Florida State	1972-73	1-3
Fordham	1906-07	3-2
Franklin & Marshall	1902-03	6-1
Furman	2010-11	1-0
G		
Gardner-Webb	2009-10	1-0
Geneva	1902-03	2-1
Georgetown	1908-09	23-20
George Mason	1988-89	7-1
George Washington	1907-08	22-12
Georgia	1966-67	1-2
Georgia Tech	1997-98	3-1
Gettysburg	1900-01	34-2
Gonzaga	1988-89	0-1
Grand Canyon	2016-17	1-0
Great Lakes Naval Training Station	1918-19	1-0
Greensburg	1905-06	1-0
Grove City	1902-03	0-1
H		
Hampton	2013-14	1-0
Hardin-Simmons	1982-83	1-0
Harrisburg Ath. Club	1906-07	3-2
Harrisburg Collegians	1914-15	1-0
Hartford	2006-07	3-0
Harvard	1930-31	1-1
Hofstra	2000-01	1-0
Holy Cross	1961-62	1-1
Houston	1964-65	1-0

School	Start	W-L
I		
Idaho	1979-80	0-1
Illinois	1941-42	19-32
Illinois State	2004-05	0-1
Indiana	1978-79	13-42
Indiana (Pa.)	1902-03	5-1
Indiana State	1980-81	2-0
Iowa	1954-55	19-33
Iowa State	1982-83	1-0
Ithaca	1934-35	5-0
J		
Jacksonville	1974-75	1-0
Jacksonville State	2018-19	1-0
James Madison	1991-92	1-2
Johns Hopkins	1979-80	1-0
Juniata	1905-06	27-1
K		
Kansas	1964-65	1-0
Kansas City	2005-06	1-0
Kansas State	1964-65	1-1
Kent State	1937-38	13-3
Kentucky	1951-52	1-3
L		
Lafayette	1915-16	12-4
La Salle	1953-54	2-3
Lawrence Tech	1950-51	0-1
Lebanon Valley	1905-06	10-0
Lehigh	1901-02	31-11
Lock Haven	1899-1900	11-0
Long Beach State	1985-86	0-1
Long Island	2004-05	4-0
Longwood	2013-14	1-0
Louisiana Lafayette	1987-88	0-1
Louisiana Monroe	2015-16	1-0
LSU	1953-54	1-1
Louisville	1978-79	0-1
Loyola (Md.)	1980-81	5-1
M		
M.I.T.	1914-15	1-0
Maine	2006-07	1-1
Manhattan	1907-08	3-1
Marquette	1976-77	3-3
Marshall	1944-45	7-0
Maryland	1938-39	14-15
Massachusetts	1976-77	13-11
Memphis	1954-55	2-3
Mexico	1940-41	2-0
Miami (Fla.)	1986-87	3-1
Miami (Ohio)	1962-63	1-2
Michigan	1928-29	14-38
Michigan State	1928-29	10-42
Minnesota	1975-76	18-38
Mississippi	2010-11	0-4

SERIES RECORDS

School	Start	W-L
Mississippi State	1997-98	1-1
Monmouth	1997-98	2-0
Mont Alto Academy	1911-12	1-0
Montana	2017-18	1-0
Montana State	1929-30	0-1
Morehead State	2006-07	1-0
Morgan State	1985-86	6-0
Mount St. Mary's	1992-93	8-0
Mount Union	1939-40	1-0
Muhlenberg	1918-19	9-4
Murray State	1988-89	1-0

N

Navy	1914-15	27-30
Navy Pre-Flight	1942-43	1-0
Nebraska	1980-81	13-11
New Hampshire	1980-81	4-0
New Mexico	1989-90	1-1
New Orleans	1985-86	0-1
New York University	1911-12	5-3
NYULS	1906-07	1-0
NJIT	2008-09	1-0
Niagara	1961-62	2-2
Nicholls State	2005-06	1-0
North Carolina	1966-67	1-4
North Florida	2018-19	1-0
NC State	1949-50	3-18
Northeastern	1980-81	1-1
Northwestern	1928-29	36-20
Notre Dame	1924-25	4-1

O

Ohio State	1950-51	20-43
Ohio University	1973-74	0-2
Oklahoma	1985-86	0-2
Oklahoma State ¹	1952-53	0-1
Old Dominion	1991-92	2-0
Oral Roberts	2017-18	1-0
Oregon	1974-75	0-1
Oregon State	1966-67	1-1

P

Pennsylvania	1900-01	19-30
Philadelphia Textile	1980-81	4-0
Pittsburgh	1905-06	76-72
Pittsburgh Collegians	1908-09	4-1
Pittston YMCA	1901-02	1-0
Pratt	1908-09	2-0
Princeton	1921-22	8-4
Providence	1971-72	2-1
Purdue	1959-60	13-43
Purdue Fort Wayne	2005-06	1-0

School	Start	W-L
R		
Radford	2011-12	2-0
Rhode Island	1950-51	12-11
Richmond	1956-57	5-0
Rider	1980-81	3-2
Robert Morris	1980-81	2-1
Rochester	1969-70	2-0
Rutgers	1921-22	45-34

S

Sacred Heart	2004-05	3-0
St. Bonaventure	1979-80	10-11
St. Francis (N.Y.)	1991-92	3-0
St. Francis (Pa.)	1972-73	9-2
St. John's	1911-12	2-1
St. Joseph's (Pa.)	1982-83	14-10
St. Mary's (Md.)	1987-88	1-0
St. Mary's (Calif.)	1988-89	0-1
St. Thomas	1934-35	0-1
San Francisco	1965-66	0-1
Santa Clara	1995-96	1-0
Seattle	1973-74	0-1
Seton Hall	1969-70	5-2
Siena	1999-2000	1-1
South Carolina	1980-81	1-2
So. Carolina State	2004-05	0-1
South Florida	1976-77	2-3
Seastern Louisiana	2006-07	0-1
Southern Illinois	1988-89	0-1
Southern Methodist	1980-81	2-1
Southside	1905-06	1-0
Stony Brook	2006-07	0-1
Susquehanna	1903-04	24-0
Swarthmore	1904-05	10-9
Syracuse	1916-17	44-62

T

Temple	1927-28	33-60
Tennessee	1971-72	2-1
Tenn.-Chattanooga	1995-96	2-0
Tennessee Tech	1980-81	1-0
Texas A & M	1972-73	0-4
Texas-Arlington	1988-89	1-0
TCU	1981-82	1-0
Texas State	1989-90	1-0
Texas Tech	1979-80	1-1
Toledo	1953-54	5-1
Towson	2008-09	1-0
Tulane	1978-79	0-2

School	Start	W-L
U		
UAB	1989-90	0-1
UCF	2006-07	0-1
UCLA	1990-91	1-0
UMBC	1991-92	4-0
UMES	1993-94	3-0
UNC Greensboro	2006-07	1-0
UNC Wilmington	2009-10	0-1
Ursinus	1926-27	5-0
USAAC	1917-18	1-0
USC	1953-54	2-0
Utah	1971-72	2-0
UTEP	1997-98	0-1

V

Valparaiso	1985-86	1-1
Vanderbilt	1989-90	1-2
Vermont	1978-79	8-0
VCU	2020-21	1-0
Villanova	1976-77	1-7
Virginia	1971-72	3-5
VMI	1995-96	5-1
Virginia Tech	1920-21	4-6

W

Wagner	1985-86	5-0
Wake Forest	1960-61	2-1
Waynesburg	1930-31	1-1
Wayne State	1954-55	0-1
Wash. & Jeff.	1913-14	20-7
Western Carolina	2004-05	1-0
Western Kentucky	1952-53	0-1
Western Maryland	1927-28	7-0
Western Michigan	1966-67	1-0
Western Reserve	1937-38	2-0
Westinghouse Club	1912-13	5-0
Westminster	1902-03	2-1
West Virginia	1905-06	53-66
W. Va. Wesleyan	1913-14	1-0
Wheaton	1934-35	1-0
Widener	1982-83	1-0
William & Mary	1913-14	1-1
Williamsport YMCA	1898-99	*7-3-1
Wisconsin	1992-93	11-42
Wright State	2016-17	2-0
Wyoming Seminary	1903-04	7-0

Y

Yale	1920-21	3-4
Youngstown State	2011-12	2-0

*Played one tie game.

¹Listed as Oklahoma A&M in year-by-year results.

BOLD indicates 2022-23 opponents.

First-time opponent in 2022-23:

Winthrop, Quinnipiac

SERIES GAME-BY-GAME

AKRON				
Record: 5-2 (H: 3-0, A: 2-1, N: 0-1)				
12/30/1937	A	19	29	L
1/2/1940	A	55	20	W
12/9/1992	H	56	50	W
12/8/1993	A	71	43	W
12/22/1994	H	80	45	W
11/18/2012	N	60	85	L
11/25/2014	H	78	72	W

ALABAMA				
Record: 2-4 (H: 2-1, A: 0-3, N: 0-0)				
12/29/1965	H	68	66	W
3/15/1980	A	49	53	L-NIT
12/19/1981	A	74	88	L
12/11/1982	H	67	75	L-30T
12/21/2018	A	64	73	L
12/14/2019	H	73	71	W

ALABAMA-BIRMINGHAM (UAB)				
Record: 0-1 (H: 0-1, A: 0-0, N: 0-0)				
12/21/1989	H	57	80	L

ALASKA				
Record: 0-1 (H: 0-1, A: 0-0, N: 0-0)				
11/25/1978	H	62	79	L

ALBANY				
Record: 0-1 (H: 0-1, A: 0-0, N: 0-0)				
11/11/2016	H	81	87	L

ALBRIGHT				
Record: 2-0 (H: 2-0, A: 0-0, N: 0-0)				
2/3/1911	H	50	9	W
12/8/1911	H	32	31	W

ALFRED				
Record: 1-0 (H: 1-0, A: 0-0, N: 0-0)				
12/12/1952	H	56	43	W

ALLEGHENY				
Record: 4-2 (H: 4-1, A: 0-1, N: 0-0)				
2/12/1903	A	14	26	L
2/25/1904	H	11	25	L
2/3/1909	H	28	23	W
2/7/1910	H	34	20	W
2/8/1913	H	21	17	W
3/6/1924	H	44	22	W

ALTOONA ATHLETIC ASSOC.				
Record: 2-1 (H: 2-0, A: 0-1, N: 0-0)				
3/11/1904	H	59	8	W
12/16/1904	A	16	23	L
1/20/1905	H	34	18	W

ALUMNI				
Record: 5-0 (H: 5-0, A: 0-0, N: 0-0)				
3/6/1920	H	31	23	W
3/20/1921	H	29	28	W
3/18/1922	H	39	24	W
3/10/1923	H	40	23	W
3/13/1927	H	39	34	W

AMERICAN				
Record: 15-1 (H: 7-1, A: 8-0, N: 0-0)				
1/31/1941	A	32	17	W
1/10/1942	A	53	26	W
2/7/1947	A	46	38	W
1/7/1948	H	45	25	W
12/14/1948	H	55	59	L
2/23/1949	H	63	50	W
12/15/1949	A	67	49	W
1/18/1950	H	74	54	W
12/11/1950	A	66	63	W
2/21/1951	H	73	54	W
1/31/1952	A	77	52	W
2/11/1953	H	69	53	W
12/18/1953	A	65	52	W
12/2/1991	A	77	65	W
3/2/1992	H	79	73	W
2/21/2009	H	76	57	W

ARIZONA				
Record: 0-1 (H: 0-0, A: 0-1, N: 0-0)				
12/28/1989	A	55	74	L

ARIZONA STATE				
Record: 0-2 (H: 0-0, A: 0-1, N: 0-1)				
12/28/1983	N	50	53	L
12/29/1999	A	85	93	L

ARKANSAS				
Record: 0-1 (H: 0-0, A: 0-0, N: 0-1)				
3/14/1996	N	80	86	L-NCAA

ARKANSAS STATE				
Record: 1-0 (H: 0-0, A: 0-0, N: 1-0)				
12/28/2003	N	73	61	W

ARMY WEST POINT				
Record: 24-17 (H: 11-3, A: 13-14, N: 0-0)				
2/15/1907	H	16	32	L
2/22/1909	A	15	27	L
12/18/1909	A	20	22	L
12/17/1910	A	19	21	L
12/17/1911	A	30	16	W
2/17/1932	A	37	46	L
1/28/1933	H	33	26	W
2/7/1934	A	29	24	W
2/9/1935	H	38	34	W
2/12/1936	A	41	36	W
2/10/1940	A	47	20	W
2/22/1941	A	31	27	W
1/28/1942	A	34	26	W
2/17/1943	A	37	28	W
1/26/1944	A	38	49	L
1/24/1945	A	28	33	L
1/30/1946	A	45	46	L
2/16/1952	A	85	73	W
2/22/1956	A	70	66	W
2/2/1957	A	61	49	W
1/14/1961	A	46	56	L
2/17/1962	H	49	36	W
2/16/1963	A	75	68	W
2/22/1964	A	37	46	L
2/13/1965	H	59	44	W

2/5/1966	A	39	59	L
2/4/1967	H	67	57	W
1/27/1968	A	55	73	L
1/25/1969	H	54	64	L
1/24/1970	A	54	71	L
1/23/1971	H	65	48	W
1/22/1972	A	65	72	L
1/20/1973	H	78	45	W
1/19/1974	A	53	43	W
2/15/1975	H	81	64	W
2/3/1977	H	56	60	L
2/4/1978	A	52	64	L
2/17/1979	H	74	57	W
1/19/1981	A	63	52	W
12/10/2008	H	60	45	W
12/8/2012	H	78	70	W

BAYLOR				
Record: 1-1 (H: 0-0, A: 0-1, N: 1-0)				
12/1/1990	A	70	72	L
4/2/2009	N	69	63	W-NIT

BELLEFONTE ACADEMY				
Record: 1-0 (H: 1-0, A: 0-0, N: 0-0)				
2/11/1904	H	42	7	W

BETHANY				
Record: 3-2 (H: 3-2, A: 0-0, N: 0-0)				
2/11/1922	H	40	20	W
1/20/1923	H	64	13	W
1/12/1926	H	52	40	W
1/4/1930	H	28	39	L
1/10/1931	H	27	41	L

BETHUNE-COOKMAN				
Record: 1-0 (H: 1-0, A: 0-0, N: 0-0)				
12/22/1993	H	88	69	W

BINGHAMTON				
Record: 1-0 (H: 1-0, A: 0-0, N: 0-0)				
12/19/2017	H	80	65	W

BLOOMSBURG				
Record: 3-2 (H: 3-0, A: 0-2, N: 0-0)				
3/1/1899	A	6	30	L
2/13/1901	H	56	9	W
1/31/1902	H	53	4	W
2/26/1902	A	28	44	L
12/28/1981	H	49	48	W

BOSTON COLLEGE				
Record: 7-7 (H: 3-4, A: 4-2, N: 0-1)				
12/26/1967	H	58	87	L
2/15/1969	H	63	67	L
12/16/1969	A	67	63	W
12/19/1970	H	66	63	W
2/19/1972	A	68	64	W
12/16/1972	H	65	63	W
2/16/1974	A	72	86	L
1/4/1975	H	71	82	L
12/29/1980	N	67	74	L
11/27/1999	H	85	57	W
11/24/2001	A	65	88	L
11/30/2011	A	62	54	W

SERIES GAME-BY-GAME

11/28/2012 H 61 73 L
12/2/2015 A 67 58 W

BOSTON UNIVERSITY

Record: 1-2 (H: 1-1, A: 0-1, N: 0-0)

2/4/1956 H 84 67 W
2/21/1983 H 88 96 L
1/23/1984 A 67 73 L

BOWLING GREEN

Record: 2-1 (H: 1-0, A: 0-1, N: 1-0)

12/30/1952 N 67 56 W
12/14/1991 H 51 48 W
1/2/1993 A 65 73 L

BRADLEY

Record: 2-4 (H: 1-1, A: 0-2, N: 1-1)

2/1/1982 H 42 59 L
12/10/1983 A 49 52 L
12/30/1995 N 75 72 W
12/18/1996 H 61 57 W
12/9/1998 A 54 63 L
11/21/2018 N 56 59 L

BRIGHTON YOUNG

Record: 3-1 (H: 2-0, A: 1-0, N: 0-1)

12/26/1979 N 50 58 L
12/2/1989 H 82 72 W
12/27/1996 H 75 53 W
12/2/1997 A 80 50 W

BROWN

Record: 2-0 (H: 1-0, A: 0-0, N: 1-0)

12/28/1990 N 79 60 W
1/13/1992 H 81 59 W

BUCKNELL

Record: 79-25 (H: 60-7, A: 19-18, N: 0-0)

1897 A 4 24 L
1897 H 10 7 W
1898 H 12 4 W
1898 A 5 18 L
1/28/1899 H 17 6 W
3/3/1899 A 8 12 L
2/10/1900 H 11 6 W
3/3/1900 A 6 19 L
2/25/1908 A 13 20 L
1/30/1909 H 28 16 W
2/24/1910 H 53 13 W
3/11/1910 A 23 10 W
2/18/1911 A 26 10 W
2/24/1911 H 34 16 W
2/16/1912 H 35 17 W
2/22/1912 A 14 21 L
1/15/1916 H 42 21 W
1/28/1922 H 38 12 W
1/26/1924 H 44 18 W
3/7/1925 H 64 17 W
2/6/1926 H 39 28 W
2/19/1927 H 41 22 W
3/3/1928 H 36 34 W
2/20/1929 A 42 29 W
3/8/1930 H 57 33 W

2/24/1931 H 56 41 W
2/6/1932 H 48 22 W
1/13/1934 H 44 21 W
2/6/1935 H 41 32 W
1/22/1936 H 40 33 W
2/3/1937 H 42 19 W
1/18/1938 H 33 20 W
1/11/1939 H 42 17 W
12/16/1939 H 37 44 L
12/11/1940 A 55 21 W
12/10/1941 H 48 32 W
12/12/1942 H 36 22 W
12/11/1943 H 26 29 L
12/20/1944 H 32 30 W
12/19/1945 H 58 33 W
1/26/1946 A 47 28 W
12/11/1946 A 34 38 L-OT
1/15/1947 A 52 45 W
12/17/1947 H 42 46 L
1/21/1948 A 29 36 L
1/10/1951 A 25 15 W
2/3/1951 H 67 53 W
12/12/1951 H 73 63 W
3/8/1952 A 80 67 W
2/14/1953 H 71 49 W
1/27/1954 A 49 43 W
1/5/1955 H 94 45 W
1/18/1956 A 74 81 L
2/15/1956 H 79 66 W
2/13/1957 H 59 56 W
2/20/1957 A 56 70 L
2/19/1958 H 56 63 L
3/5/1958 A 73 75 L-OT
1/13/1959 H 67 80 L
3/7/1959 A 69 74 L
1/12/1960 A 71 56 W
2/2/1960 H 62 60 W
1/10/1961 A 67 71 L
2/7/1961 A 65 63 W
1/9/1962 H 61 50 W
2/13/1962 A 68 69 L
1/8/1963 A 88 83 W-OT
1/26/1963 H 90 75 W
2/5/1964 H 80 52 W
3/4/1964 A 66 58 W
2/10/1965 A 79 61 W
2/24/1965 H 68 52 W
1/12/1966 H 95 55 W
2/23/1966 A 66 57 W
12/12/1966 H 65 58 W
2/22/1967 A 62 65 L
12/18/67 A 68 83 L
2/21/1968 H 73 74 L-OT
12/20/1968 A 79 60 W
2/1/1969 H 68 66 W
2/11/1970 H 77 62 W
3/3/1970 A 54 57 L
12/2/1970 H 85 55 W
12/1/1971 A 84 70 W
12/2/1972 H 61 48 W
12/1/1973 A 70 57 W
12/10/1974 H 88 83 W-OT

1/14/1976 A 64 69 L
12/8/1994 H 78 55 W
12/22/1995 H 85 54 W
12/22/1996 H 76 59 W
12/20/1997 H 91 75 W
12/21/1998 H 62 58 W
12/19/1999 H 67 63 W
12/22/2000 H 82 72 W
12/22/2001 H 78 57 W
12/20/2002 H 59 55 W
1/3/2004 H 58 46 W
11/21/2006 H 63 60 W-OT
11/23/2012 H 60 57 W
11/13/2013 H 80 90 L
11/28/2014 A 88 80 W
11/28/2015 H 62 58 W
11/19/2019 H 98 70 W

BUFFALO

Record: 6-2 (H: 3-1, A: 3-1, N: 0-0)

2/26/1921 H 43 16 W
3/4/1927 A 43 41 W-3OT
12/14/1965 A 68 60 W
12/16/1968 A 60 66 L-OT
12/27/1991 H 89 62 W
1/4/2003 H 68 60 W
11/29/2003 A 67 64 W
12/21/2004 H 70 72 L

BUTLER

Record: 1-2 (H: 1-0, A: 0-1, N: 0-1)

12/27/1975 N 50 63 L
1/21/1992 A 74 79 L
2/12/1992 H 67 64 W

CALIFORNIA

Record: 0-3 (H: 0-0, A: 0-1, N: 0-2)

12/27/1973 N 63 64 L
12/20/1996 N 63 76 L
12/29/2001 A 73 76 L

CAMPBELL

Record: 1-0 (H: 1-0, A: 0-0, N: 0-0)

11/10/2017 H 86 75 W

CANISUIS

Record: 3-0 (H: 3-0, A: 0-0, N: 0-0)

3/29/1995 H 66 62 W-NIT
11/16/2007 H 93 40 W
12/10/2015 H 81 67 W

CARLISLE

Record: 1-0 (H: 1-0, A: 0-0, N: 0-0)

1/26/1918 H 48 27 W

CARNEGIE-MELLON

Record: 64-12 (H: 36-5, A: 28-7, N: 0-0)

1/18/1913 A 34 14 W
1/25/1913 H 43 16 W
2/7/1914 H 50 25 W
2/3/1916 A 35 24 W
2/3/1917 A 37 26 W
2/17/1917 H 38 23 W

SERIES GAME-BY-GAME

2/14/1918	H	46	19	W
2/29/1918	A	54	30	W
2/27/1919	A	57	26	W
2/2/1921	H	62	17	W
1/13/1923	H	36	25	W
2/3/1923	A	38	29	W
1/12/1924	H	47	25	W
3/12/1924	H	41	14	W
1/10/1925	H	34	21	W
2/5/1927	H	41	31	W
2/24/1927	A	38	13	W
2/4/1928	H	43	23	W
2/11/1928	A	27	21	W
1/22/1929	H	50	22	W
2/16/1929	A	42	29	W
1/11/1930	H	27	21	W
2/15/1930	A	11	23	L
3/7/1931	H	30	31	L
3/11/1932	A	27	40	L
2/25/1933	H	30	27	W
2/16/1934	A	47	23	W
2/22/1935	H	35	54	L
1/25/1936	H	30	32	L
3/6/1936	A	25	38	L
1/25/1937	H	35	30	W
2/8/1937	A	27	25	W
1/11/1938	A	39	33	W
3/2/1938	H	38	24	W
1/17/1939	H	33	35	L
3/4/1939	A	28	33	L
1/13/1940	A	33	35	L
3/9/1940	H	48	26	W
2/12/1941	H	42	24	W
3/5/1941	A	42	32	W
2/7/1942	A	59	26	W
3/4/1942	H	42	19	W
1/15/1943	A	35	33	W
3/3/1943	H	65	28	W
1/14/1944	A	34	32	W
3/1/1944	H	76	33	W
1/12/1945	A	57	22	W
2/7/1945	H	57	22	W
12/15/1945	A	34	27	W
1/18/1947	A	71	45	W
2/12/1947	H	52	32	W
1/17/1948	A	47	39	W
1/15/1949	H	65	40	W
1/13/1950	A	42	57	L
1/12/1952	H	74	56	W
1/9/1953	H	62	51	W
12/11/1954	H	91	75	W
1/14/1955	A	56	66	L
1/3/1956	H	62	69	L
2/29/1956	A	76	66	W
12/1/1956	H	80	51	W
1/5/1957	H	52	40	W
12/10/1957	A	47	35	W
2/27/1959	H	64	59	W
1/5/1960	A	76	66	W
1/30/1960	H	77	73	W
1/7/1961	H	72	67	W
3/1/1961	A	57	70	W

1/20/1962	A	52	45	W
1/31/1963	H	75	64	W
2/12/1964	A	76	51	W
1/9/1965	H	69	36	W
1/8/1966	A	72	52	W
12/10/1966	H	64	57	W
2/14/1968	A	70	45	W
1/15/1969	H	82	55	W

CATHOLIC

Record: 2-0 (H: 1-0, A: 1-0, N: 0-0)

1/30/1925	A	36	11	W
2/27/1926	H	47	27	W

C.C.N.Y.

Record: 0-1 (H: 0-0, A: 0-1, N: 0-0)

2/28/1908	A	9	28	L
-----------	---	---	----	---

CENTRAL CONNECTICUT STATE

Record: 3-0 (H: 3-0, A: 0-0, N: 0-0)

12/10/1994	H	85	62	W
1/22/2010	H	77	61	W
12/20/2019	H	87	58	W

CENTRAL FLORIDA

Record: 0-1 (H: 0-0, A: 0-0, N: 0-1)

11/25/2007	N	59	70	L
------------	---	----	----	---

CHARLESTON

Record: 0-1 (H: 0-0, A: 0-1, N: 0-0)

12/28/1993	A	65	71	L
------------	---	----	----	---

CHARLOTTE

Record: 0-3 (H: 0-1, A: 0-1, N: 0-1)

12/5/1981	A	78	88	L
12/17/1983	H	67	76	L
11/20/2014	N	106	97	L-2OT

CINCINNATI

Record: 1-1 (H: 0-0, A: 0-0, N: 1-1)

12/28/1973	N	74	66	W-OT
11/20/2016	N	50	71	L

CLEMSON

Record: 1-3 (H: 1-2, A: 0-1, N: 0-0)

12/1/1999	H	85	75	W
11/28/2001	H	66	79	L
12/3/2002	A	70	79	L
11/29/2005	H	88	96	L

CLEVELAND STATE

Record: 1-2 (H: 1-1, A: 0-1, N: 0-0)

3/2/1982	H	61	66	L
12/1/1984	A	82	112	L
12/3/2003	H	73	62	W

CLOVER WHEELMAN

Record: 1-0 (H: 1-0, A: 0-0, N: 0-0)

1/13/1899	H	12	10	W
-----------	---	----	----	---

COLGATE

Record: 52-24 (H: 28-9, A: 24-15, N: 0-0)

2/1/1918	A	48	38	W
2/23/1928	A	33	32	W

1/26/1929	H	49	27	W
3/4/1929	A	20	34	L
1/25/1930	H	24	25	L
2/28/1930	A	34	32	W
1/31/1931	H	27	34	L
2/27/1931	A	27	30	L
2/13/1932	H	29	34	L
2/26/1932	A	31	42	L
3/3/1933	A	32	48	L
2/10/1934	A	39	22	W
3/1/1935	A	35	38	L
2/16/1940	A	43	25	W
12/14/1940	H	35	21	W
2/13/1942	A	58	35	W
1/23/1943	H	48	24	W
1/22/1944	H	34	41	L
1/27/1945	H	37	26	W
2/10/1945	A	51	34	W
1/19/1946	A	51	67	L
2/9/1946	H	46	44	W
3/8/1947	A	71	68	W
1/9/1948	A	36	35	W
2/28/1948	H	60	61	L-OT
1/8/1949	H	40	58	L
2/25/1949	A	45	67	L
1/7/1950	H	67	68	L-OT
2/24/1950	A	72	57	W
1/6/1951	H	52	55	L
2/23/1951	A	58	57	W
1/5/1952	H	68	51	W
2/22/1952	A	63	65	L-OT
12/19/1952	H	68	55	W
2/20/1953	A	60	62	L-OT
1/9/1954	H	78	58	W
2/19/1954	A	63	75	L
12/15/1954	H	110	75	W
2/18/1955	A	56	69	L
12/17/1955	H	83	75	W
2/18/1956	A	64	74	L
12/15/1956	H	51	44	W
2/22/1957	A	75	74	W
12/14/1957	H	71	58	W
2/22/1958	A	83	76	W
12/20/1958	H	78	54	W
2/20/1959	A	71	51	W
12/19/1959	H	67	69	L
2/19/1960	A	75	84	L-OT
1/5/1960	H	78	68	W
2/17/1961	A	72	80	L
12/9/1961	A	71	59	W
1/16/1962	H	80	65	W
12/11/1962	H	62	40	W
1/11/1963	A	78	70	W
1/18/1964	A	104	75	W
1/29/1964	H	86	62	W
1/30/1965	H	95	65	W
2/19/1965	A	85	76	W
12/18/1965	A	75	74	W
2/19/1966	H	90	70	W
12/17/1966	A	98	84	W
2/18/1967	H	79	55	W
12/16/1967	A	82	76	W

SERIES GAME-BY-GAME

2/17/1968	H	87	72	W
12/18/1973	A	41	42	L-OT
2/17/1975	H	73	59	W
12/20/1975	A	70	54	W
1/3/1977	H	98	59	W
12/17/1977	A	85	63	W
12/19/1978	H	82	80	W
12/22/1979	A	38	37	W
1/28/1981	H	87	50	W
12/23/2007	H	66	48	W
11/23/2016	H	72	59	W
12/8/2018	H	76	65	W

COLORADO

Record: 0-2 (H: 0-0, A: 0-0, N: 0-2)

1/2/1939	N	26	29	L
12/22/2015	N	70	71	L

COLORADO STATE

Record: 0-1 (H: 0-0, A: 0-0, N: 0-1)

12/18/1971	N	63	70	L
------------	---	----	----	---

COLUMBIA

Record: 5-4 (H: 3-1, A: 1-3, N: 1-0)

12/17/1909	A	13	19	L
12/16/1910	A	16	24	L
12/20/1969	A	58	76	L
12/12/1970	H	63	71	L-OT
12/7/1971	A	73	50	W
1/10/1973	H	61	52	W
12/29/1983	N	84	83	W-OT
12/11/1993	H	76	43	W
11/17/2017	H	79	65	W

CO. B, 5TH REGIMENT

Record: 1-0 (H: 1-0, A: 0-0, N: 0-0)

3/1/1902	H	58	2	W
----------	---	----	---	---

COPPIN STATE

Record: 2-0 (H: 1-0, A: 0-0, N: 1-0)

12/28/2001	N	66	49	W
12/30/2017	H	88	43	W

CORNELL

Record: 8-5 (H: 7-0, A: 0-5, N: 1-0)

1898	H	26	5	W
2/16/1900	H	15	8	W
1/29/1910	A	17	20	L
2/22/1923	A	25	27	L
12/13/1941	A	25	28	L
12/5/1970	A	59	69	L
12/4/1971	H	99	75	W
12/5/1972	A	65	74	L
11/19/2005	H	66	54	W
12/21/2011	H	74	67	W
11/21/2014	N	72	71	W
12/29/2019	H	90	59	W
11/22/2021	H	85	74	W

CREIGHTON

Record: 1-0 (H: 1-0, A: 0-0, N: 0-0)

3/4/1922	H	49	27	W
----------	---	----	----	---

DARTMOUTH

Record: 3-1 (H: 2-0, A: 0-0, N: 1-1)

1/4/1917	H	44	22	W
3/20/1942	N	39	44	L-NCAA
12/15/1973	N	72	67	W-OT
12/22/2014	H	69	49	W

DAVIDSON

Record: 1-0 (H: 0-0, A: 0-0, N: 1-0)

11/22/2009	N	59	57	W
------------	---	----	----	---

DAYTON

Record: 1-0 (H: 0-0, A: 1-0, N: 0-0)

3/16/1998	A	77	74	W-NIT
-----------	---	----	----	-------

DELAWARE

Record: 10-0 (H: 5-0, A: 5-0, N: 0-0)

2/13/1908	A	26	19	W
3/6/1908	H	47	11	W
3/1/1917	A	36	31	W
1/16/1974	H	75	63	W
3/1/1975	A	80	73	W
12/4/1975	H	66	61	W
1/18/1977	A	74	73	W
12/5/1977	H	86	84	W-OT
12/29/1978	A	60	47	W
1/14/1980	H	85	53	W

DELAWARE STATE

Record: 3-0 (H: 1-0, A: 0-0, N: 2-0)

11/30/1990	N	88	70	W
12/29/1993	N	64	53	W
12/15/2012	H	80	76	W-OT

DENVER

Record: 1-1 (H: 1-0, A: 0-0, N: 0-1)

12/28/1960	N	50	58	L
12/15/2007	H	60	39	W

DEPAUL

Record: 1-7 (H: 1-1, A: 0-4, N: 0-2)

12/26/1938	A	23	31	L
12/10/1955	A	62	84	L
12/29/1968	N	68	83	L
12/28/1977	N	67	82	L
1/2/1982	A	60	86	L
12/12/1984	H	61	78	L
11/17/2015	H	68	62	W
11/15/2018	A	70	72	L-OT

DEPAUW

Record: 1-0 (H: 1-0, A: 0-0, N: 0-0)

2/14/1948	H	68	49	W
-----------	---	----	----	---

DETROIT

Record: 3-2 (H: 0-1, A: 3-1, N: 0-0)

2/1/1927	H	27	37	L
12/29/1928	A	31	18	W
12/27/1955	A	58	91	L
12/28/1963	A	88	83	W
12/29/1964	A	75	73	W

DICKINSON

Record: 12-0 (H: 9-0, A: 3-0, N: 0-0)

2/3/1900	H	42	6	W
2/17/1905	H	41	13	W
2/25/1905	A	31	12	W
1/17/1920	H	62	18	W
1/8/1921	H	48	19	W
1/7/1922	H	34	11	W
2/9/1923	H	39	23	W
1/10/1934	H	37	21	W
1/17/1952	A	89	45	W
2/16/1953	H	56	42	W
12/4/1954	H	81	63	W
12/7/1955	A	80	66	W

DREXEL

Record: 6-0 (H: 3-0, A: 2-0, N: 1-0)

2/14/1981	H	71	58	W
12/24/1990	H	86	83	W
12/18/1991	A	80	65	W
12/21/1992	H	73	64	W
12/20/2014	N	73	68	W
12/19/2015	A	63	57	W

DUKE

Record: 1-9 (H: 0-0, A: 0-6, N: 1-3)

12/28/1949	N	51	48	W
12/9/1960	N	46	69	L
1/3/1962	A	55	95	L
11/30/1963	A	62	92	L
1/5/1965	A	88	121	L
1/3/1966	A	58	83	L
1/3/1967	A	84	89	L
1/3/1970	A	43	93	L
12/30/1970	N	56	67	L
11/19/2016	N	68	78	L

DUQUESNE

Record: 29-20 (H: 18-4, A: 9-13, N: 2-3)

2/9/1924	H	43	40	W
1/30/1926	A	12	36	L
2/12/1927	H	39	15	W
12/29/1959	N	72	69	W
12/13/1972	H	59	56	W
1/26/1974	A	73	63	W
1/30/1976	A	70	76	L
1/10/1977	A	74	86	L
2/23/1977	H	73	70	W
3/2/1977	N	55	65	L
12/20/1977	N	55	63	L
1/7/1978	H	48	54	W
1/24/1979	H	54	49	L
2/25/1979	A	58	57	W
1/12/1980	H	62	52	W
1/31/1980	A	55	56	L
2/9/1982	A	74	69	W
1/10/1983	A	82	94	L
2/20/1983	H	62	74	L
1/12/1984	H	63	53	W
2/25/1984	A	66	70	L
1/10/1985	A	63	69	L
2/23/1985	H	61	62	L

SERIES GAME-BY-GAME

3/6/1985	N	64	78	L-A10
1/11/1986	H	78	79	L-20T
2/8/1986	A	55	65	L
2/5/1987	A	61	63	L
2/12/1987	H	76	51	W
1/28/1988	A	72	69	W
2/27/1988	H	73	63	W
1/16/1989	A	82	73	W
2/26/1989	H	91	78	W
1/15/1990	A	64	56	W
2/28/1990	H	76	58	W
1/12/1991	H	75	60	W
1/19/1991	A	81	87	L-OT
3/3/1991	N	83	64	W-A10
2/3/1992	H	69	59	W
12/1/1992	A	65	76	L
12/4/1993	H	96	64	W
11/30/1994	A	70	69	W
12/4/2010	H	77	73	W
12/10/2011	A	59	66	L
12/29/2012	H	84	74	W
12/11/2013	A	68	59	W
12/10/2014	H	64	62	W
11/20/2015	A	52	78	L
11/13/2016	H	82	74	W
12/19/2018	A	73	67	W

EAST CAROLINA

Record: 3-0 (H: 2-0, A: 1-0, N: 0-0)

12/13/1980	H	71	59	W
1/20/1986	H	85	57	W
12/30/1986	A	55	54	W

EASTERN MICHIGAN

Record: 1-1 (H: 1-0, A: 0-0, N: 0-1)

3/17/1991	N	68	71	L-NCAA
12/5/2015	H	81	70	W

EX. 9TH REGIMENT

Record: 0-2 (H: 0-1, A: 0-1, N: 0-0)

2/14/1904	A	19	38	L
3/16/1904	H	10	20	L

EVANSVILLE

Record: 1-0 (H: 0-0, A: 1-0, N: 0-0)

12/27/1960	A	75	74	W
------------	---	----	----	---

FAIRFIELD

Record: 2-0 (H: 1-0, A: 0-0, N: 1-0)

2/28/1976	N	76	68	W
11/19/2010	H	64	49	W

FAIRLEIGH DICKINSON

Record: 2-0 (H: 2-0, A: 0-0, N: 0-0)

1/26/1980	H	60	52	W
11/12/2017	H	81	57	W

FLORIDA

Record: 2-1 (H: 0-0, A: 2-1, N: 0-0)

12/30/1965	A	54	52	W
12/28/1982	A	60	82	L
3/24/2009	A	71	62	W-NIT

FLORIDA INTERNATIONAL

Record: 0-1 (H: 0-0, A: 0-0, N: 0-1)

12/28/1998	N	67	85	L
------------	---	----	----	---

FLORIDA STATE

Record: 1-3 (H: 0-1, A: 0-1, N: 1-1)

12/27/1972	N	60	70	L
12/23/1978	N	64	57	W
12/5/1987	A	60	63	L
12/17/1988	H	71	78	L

FORDHAM

Record: 3-2 (H: 1-1, A: 1-1, N: 1-0)

2/16/1907	H	12	15	L
2/26/1908	A	27	21	W
2/18/1932	A	37	38	L-OT
12/26/1973	N	73	67	W
11/16/2014	H	73	54	W

FRANKLIN AND MARSHALL

Record: 6-1 (H: 3-0, A: 3-1, N: 0-0)

2/6/1903	H	40	5	W
2/24/1905	A	33	27	W
2/12/1908	A	36	11	W
2/6/1909	H	49	3	W
2/1/1912	H	33	20	W
2/15/1913	A	23	26	L
2/19/1914	A	41	28	W

FURMAN

Record: 1-0 (H: 1-0, A: 0-0, N: 0-0)

11/28/2010	H	70	49	W
------------	---	----	----	---

GARDNER-WEBB

Record: 1-0 (H: 1-0, A: 0-0, N: 0-0)

12/19/2009	H	104	57	W
------------	---	-----	----	---

GENEVA

Record: 2-1 (H: 1-0, A: 1-1, N: 0-0)

2/10/1903	A	16	28	L
2/7/1919	H	54	16	W
3/1/1919	A	32	27	W

GEORGETOWN

Record: 23-20 (H: 12-5, A: 10-14, N: 1-1)

12/16/1908	A	26	49	L
2/19/1915	A	36	27	W
2/12/1926	A	30	19	W
1/18/1929	A	40	42	L
2/15/1936	H	44	51	L
2/26/1936	A	27	34	L
1/16/1937	A	31	23	W
3/3/1937	H	34	24	W
1/22/1938	H	42	23	W
2/5/1938	A	34	33	W-OT
2/11/1939	A	31	32	L
3/1/1939	A	29	42	L
1/10/1940	H	33	22	W
2/21/1940	A	35	38	L
1/29/1941	A	24	28	L-OT
2/19/1941	H	46	38	W
2/4/1943	A	35	51	L
3/6/1943	H	55	37	W

12/7/1946	A	40	37	W
3/1/1947	H	42	50	L
2/11/1948	A	42	40	W
3/3/1948	H	43	49	L
12/15/1948	A	41	49	L
3/5/1949	H	61	42	W
12/14/1949	A	63	70	L
3/4/1950	H	65	56	W
2/6/1951	A	76	70	W
2/9/1952	H	83	55	W
2/3/1953	A	73	70	W
3/4/1954	H	61	54	W
12/29/1958	N	88	74	W
1/4/1969	H	52	50	W-OT
12/29/1969	N	71	86	L
2/28/1970	A	66	73	L
2/20/1971	H	84	75	W
2/5/1972	A	63	62	W
2/3/1973	H	74	64	W
2/2/1974	A	58	63	L
2/1/1975	H	66	77	L
1/27/1976	A	70	76	L
11/23/2003	H	78	79	L
12/6/2004	A	53	66	L
11/15/2019	A	81	66	W

GEORGE MASON

Record: 7-1 (H: 4-1, A: 3-0, N: 0-0)

11/26/1988	A	58	54	W
12/5/1989	H	71	69	W
12/8/1997	H	85	46	W
11/28/1998	A	74	60	W
12/8/1999	H	67	54	W
3/17/2009	H	77	73	W-OT-NIT
12/7/2016	H	66	85	L
12/17/2017	A	72	54	W

GEORGE WASHINGTON

Record: 22-12 (H: 15-1, A: 5-10, N: 2-1)

2/18/1908	H	47	4	W
2/13/1920	H	60	6	W
2/7/1970	A	73	76	L
2/6/1971	H	94	61	W
1/3/1976	A	69	78	L
1/14/1977	H	88	91	L-OT
1/14/1978	A	68	84	L
1/31/1979	H	51	46	W
2/16/1980	A	63	53	W
1/4/1983	H	84	67	W
1/22/1983	A	75	72	W
1/19/1984	H	86	80	W
2/16/1984	A	63	80	L
1/17/1985	A	65	69	L
2/14/1985	H	70	67	W
1/25/1986	A	61	65	L
2/20/1986	H	61	56	W
1/8/1987	H	86	72	W
1/17/1987	A	71	72	L
1/16/1988	H	74	61	W
3/2/1988	A	74	81	L
1/12/1989	H	79	53	W
2/4/1989	A	89	73	W

SERIES GAME-BY-GAME

1/27/1990	H	77	69	W
2/17/1990	A	72	64	W
3/4/1990	N	83	72	W-A10
2/3/1991	A	70	83	L
2/18/1991	H	69	65	W
3/7/1991	N	81	75	W-A10
12/27/1991	N	57	71	L
12/14/2014	H	64	51	W
12/8/2015	A	66	76	L
11/26/2016	A	74	68	W
12/9/2017	H	74	54	W

GEORGIA

Record: 1-2 (H: 0-0, A: 0-0, N: 1-2)

12/29/1966	N	82	90	L
12/21/1991	N	54	70	L
3/24/1998	N	66	60	W-NIT

GEORGIA TECH

Record: 3-1 (H: 1-0, A: 2-1, N: 0-0)

3/18/1998	A	75	70	W-NIT
11/28/2006	A	73	77	L
12/3/2008	A	85	83	W
11/29/2016	H	67	60	W

GETTYSBURG

Record: 34-2 (H: 25-1, A: 9-1, N: 0-0)

3/9/1901	H	15	4	W
2/9/1911	H	14	10	W
2/8/1912	H	43	13	W
1/30/1914	H	47	17	W
1/30/1914	H	34	26	W
1/19/1924	H	23	19	W
1/24/1925	H	41	23	W
2/20/1926	H	32	38	L
1/22/1927	H	46	29	W
1/21/1928	H	54	29	W
1/15/1929	H	37	34	W-OT
2/10/1950	A	65	66	L-OT
1/20/1951	H	73	52	W
1/16/1952	A	85	70	W
1/12/1953	H	73	66	W
2/3/1954	A	64	51	W
2/24/1954	H	76	62	W
12/17/1954	H	97	61	W
1/7/1957	H	86	50	W
2/1/1958	H	87	61	W
12/16/1958	H	71	60	W
2/6/1960	H	77	62	W
1/12/1961	A	76	58	W
2/6/1962	H	60	43	W
2/12/1963	A	72	54	W
2/26/1964	H	85	46	W
12/15/1964	A	53	39	W
12/4/1965	H	81	63	W
1/28/1967	A	78	72	W-OT
1/10/1968	H	84	47	W
1/8/1969	A	67	56	W
1/31/1970	H	86	56	W
1/30/1971	A	68	54	W
1/19/1972	H	85	53	W
1/19/1976	H	88	54	W
1/26/1977	A	54	41	W

GONZAGA

Record: 0-1 (H: 0-0, A: 0-0, N: 0-1)

12/30/1988	N	63	71	L
------------	---	----	----	---

GRAND CANYON

Record: 1-0 (H: 1-0, A: 0-0, N: 0-0)

11/15/2016	H	85	76	W
------------	---	----	----	---

GREAT LAKES NAVAL TRAINING STATION

Record: 1-0 (H: 0-0, A: 1-0, N: 0-0)

3/4/1919	A	48	22	W
----------	---	----	----	---

GREENSBURG

Record: 1-0 (H: 0-0, A: 1-0, N: 0-0)

3/7/1906	A	34	10	W
----------	---	----	----	---

GROVE CITY

Record: 0-1 (H: 0-0, A: 0-1, N: 0-0)

2/11/1903	A	11	33	L
-----------	---	----	----	---

HAMPTON

Record: 1-0 (H: 1-0, A: 0-0, N: 0-0)

3/19/2014	H	69	65	W-CBI
-----------	---	----	----	-------

HARDIN-SIMMONS

Record: 1-0 (H: 0-0, A: 0-0, N: 1-0)

12/17/1982	N	81	73	W
------------	---	----	----	---

HARRISBURG ATHLETIC CLUB

Record: 3-2 (H: 2-0, A: 1-2, N: 0-0)

2/11/1907	A	29	45	L
12/11/1908	H	42	13	W
12/17/1908	A	26	28	L
12/10/1909	H	44	13	W
2/21/1910	A	44	37	W

HARRISBURG COLLEGIANS

Record: 1-0 (H: 1-0, A: 0-0, N: 0-0)

1/9/1915	H	33	31	W
----------	---	----	----	---

HARTFORD

Record: 3-0 (H: 3-0, A: 0-0, N: 0-0)

12/6/2006	H	56	55	W
11/20/2008	H	89	64	W
11/12/2011	H	70	55	W

HARVARD

Record: 1-1 (H: 0-0, A: 0-1, N: 1-0)

1/17/1931	A	20	38	L
1/2/1976	N	63	55	W

HOFSTRA

Record: 1-0 (H: 0-0, A: 0-0, N: 1-0)

12/27/2000	N	82	72	W
------------	---	----	----	---

HOLY CROSS

Record: 1-1 (H: 0-0, A: 0-0, N: 1-1)

12/28/1961	N	66	79	L
12/30/1998	N	73	52	W

HOUSTON

Record: 1-0 (H: 0-0, A: 0-0, N: 1-0)

12/28/1964	N	59	57	W
------------	---	----	----	---

IDAHO

Record: 0-1 (H: 0-0, A: 0-0, N: 0-1)

12/28/1979	N	46	50	L
------------	---	----	----	---

ILLINOIS

Record: 19-32 (H: 10-13, A: 8-16, N: 1-3)

3/21/1942	N	41	34	W-NCAA
12/5/1990	H	78	68	W
11/25/1991	A	65	60	W
1/21/1993	A	66	82	L
2/20/1993	H	66	74	L
2/2/1994	H	65	83	L
3/5/1994	A	59	84	L
2/8/1995	A	58	67	L
2/8/1996	H	61	58	W
1/11/1997	A	70	85	L
2/25/1997	H	65	87	L
1/31/1998	H	71	77	L
1/23/1999	A	65	61	W
1/22/2000	A	76	87	L
2/6/2000	H	50	51	L
3/11/2000	N	84	94	L-BIT
1/20/2001	A	60	92	L
1/31/2001	H	98	95	W-OT
2/20/2002	A	56	83	L
1/25/2003	H	63	75	L
1/21/2004	A	37	80	L
2/21/2004	H	58	66	L
1/12/2005	A	64	90	L
2/16/2005	H	63	83	L
2/4/2006	A	66	65	W
2/24/2007	H	50	68	L
3/8/2007	N	60	66	L-BIT
1/6/2008	A	68	64	W
2/16/2008	H	52	51	W
3/13/2008	N	63	64	L-BIT
2/18/2009	A	38	33	W
3/5/2009	H	64	63	W
1/12/2010	A	53	54	L
1/27/2010	H	67	77	L
1/11/2011	H	57	55	W
2/1/2011	A	51	68	L
1/19/2012	H	54	52	W
2/21/2013	A	59	64	L
1/4/2014	A	55	75	L
2/9/2014	H	55	60	L
1/31/2015	A	58	60	L
3/6/2016	H	86	79	W-2OT
1/28/2017	H	71	67	W
2/11/2017	A	83	70	W
2/11/2018	A	74	52	W
2/23/2019	A	83	76	W
3/10/2019	H	72	56	W
2/18/2020	H	56	62	L
12/23/2020	H	81	98	L
1/19/2021	A	65	79	L
3/3/2022	A	55	60	L

SERIES GAME-BY-GAME

ILLINOIS STATE

Record: 0-1 (H: 0-0, A: 0-0, N: 0-1)

11/14/2004 N 73 82 L

INDIANA

Record: 13-42 (H: 8-16, A: 3-23, N: 2-3)

11/26/1978 N 65 86 L

12/12/1981 A 51 80 L

1/9/1993 A 57 105 L

2/9/1993 H 84 88 L-2OT

1/8/1994 A 72 80 L

2/5/1994 H 66 76 L

1/18/1995 H 69 71 L

2/25/1995 A 60 73 L

1/27/1996 H 82 68 W

2/14/1996 A 54 72 L

1/26/1997 H 55 70 L

2/11/1997 A 57 81 L

2/4/1998 A 76 95 L

1/31/1999 H 95 98 L-2OT

1/8/2000 H 78 85 L

2/2/2000 A 77 87 L

1/17/2001 A 69 77 L

2/3/2001 H 78 85 L-OT

1/5/2002 A 54 61 L

1/23/2002 H 51 85 L

1/8/2003 A 65 78 L

3/8/2003 H 74 66 W

3/13/2003 N 49 77 L-BTT

2/11/2004 H 56 75 L

2/2/2005 A 63 68 L

2/15/2006 H 71 68 W

2/22/2006 A 65 69 L

1/13/2007 H 74 84 L

3/3/2007 A 63 94 L

1/20/2008 A 65 81 L

3/9/2008 H 68 64 W-OT

1/17/2009 A 65 55 W

2/28/2009 H 61 58 W

3/12/2009 N 66 51 W-BTT

1/21/2010 H 61 67 L

12/27/2010 A 69 60 W

3/10/2011 N 61 55 W-BTT

1/8/2012 H 82 88 L

1/22/2012 A 54 73 L

3/8/2012 N 58 75 L-BTT

1/7/2013 H 51 74 L

1/23/2013 A 49 72 L

1/11/2014 H 76 79 L

2/12/2014 A 66 65 W

1/13/2015 A 73 76 L

2/6/2016 H 68 63 W

1/18/2017 H 75 78 L

2/1/2017 A 102 110 L-3OT

1/9/2018 A 70 74 L

12/4/2018 H 62 64 L

1/29/2020 H 64 49 W

2/23/2020 A 60 68 L

12/30/2020 A 85 87 L-OT

1/2/2022 H 61 58 W

1/26/2022 A 57 74 L

INDIANA (PA.)

Record: 5-1 (H: 5-0, A: 0-1, N: 0-0)

2/13/1903 A 19 33 L

12/2/1979 H 99 57 W

12/1/1982 H 86 46 W

11/30/1983 H 81 49 W

12/22/1984 H 66 58 W

12/11/1985 H 76 58 W

INDIANA STATE

Record: 2-0 (H: 1-0, A: 1-0, N: 0-0)

12/3/1980 A 61 54 W

12/2/1981 H 60 50 W

IOWA

Record: 19-33 (H: 13-10, A: 4-20, N: 2-3)

3/11/1955 N 53 82 L

12/26/1961 N 48 67 L

2/22/1993 H 58 74 L

2/24/1993 A 38 58 L

1/22/1994 A 70 81 L

2/23/1994 H 89 80 W

2/4/1995 H 74 64 W

3/23/1995 A 67 64 W-NIT

2/3/1996 A 95 87 W-OT

1/4/1997 H 57 69 L

3/5/1997 A 55 81 L

1/28/1998 H 67 65 W

1/27/1999 A 74 84 L

1/15/2000 H 73 61 W

3/4/2000 A 83 86 L

1/6/2001 H 85 86 L

3/1/2001 A 78 73 W

3/10/2001 N 74 94 L-BTT

2/2/2002 A 64 81 L

2/13/2002 H 71 65 W

2/5/2003 H 55 75 L

2/15/2003 A 71 84 L

1/31/2004 A 58 77 L

2/26/2005 H 56 78 L

1/14/2006 H 76 80 L

3/1/2006 A 38 65 L

1/24/2007 A 63 79 L

2/28/2007 H 74 72 W

1/25/2008 A 49 64 L

2/27/2008 H 65 64 W

1/24/2009 H 63 59 W

3/7/2009 A 67 75 L-2OT

1/16/2010 A 64 67 L

1/26/2011 H 65 51 W

2/4/2012 A 64 77 L

2/16/2012 H 69 64 W

1/31/2013 A 67 76 L

2/14/2013 H 72 74 L

2/15/2014 H 70 82 L

2/28/2015 H 77 81 L-OT

3/12/2015 N 67 58 W-BTT

2/3/2016 A 49 73 L

2/17/2016 H 79 75 W

3/5/2017 A 79 90 L

12/2/2017 A 77 73 W

2/3/2018 H 82 58 W

1/16/2019 H 82 89 L

1/4/2020 N 89 86 W

2/29/2020 A 68 77 L

2/21/2021 A 68 74 L

1/22/2022 A 51 68 L

1/31/2022 H 90 86 W-2OT

IOWA STATE

Record: 1-0 (H: 0-0, A: 0-0, N: 1-0)

12/29/1982 N 81 76 W

ITHACA

Record: 5-0 (H: 5-0, A: 0-0, N: 0-0)

12/14/1934 H 39 26 W

12/14/1935 H 38 32 W

12/6/1950 H 70 31 W

12/5/1951 H 51 21 W

1/17/1953 H 105 47 W

JACKSONVILLE

Record: 1-0 (H: 0-0, A: 1-0, N: 0-0)

12/26/1974 A 75 73 W

JACKSONVILLE STATE

Record: 1-0 (H: 1-0, A: 0-0, N: 0-0)

11/12/2018 H 76 61 W

JAMES MADISON

Record: 1-2 (H: 1-1, A: 0-1, N: 0-0)

1/8/1992 A 69 82 L

12/12/1992 H 75 74 W

12/19/2001 H 69 85 L

JOHNS HOPKINS

Record: 1-0 (H: 1-0, A: 0-0, N: 0-0)

1/21/1980 H 64 38 W

JUNIATA

Record: 27-1 (H: 25-1, A: 2-0, N: 0-0)

12/15/1905 H 57 9 W

12/13/1906 H 62 1 W

1/10/1914 H 20 24 L

12/12/1914 H 50 27 W

1/22/1916 H 37 26 W

12/9/1916 H 28 25 W

1/20/1917 A 40 30 W

12/8/1917 H 41 28 W

1/19/1918 A 44 29 W

1/17/1919 H 40 16 W

2/14/1919 H 46 26 W

12/20/1919 H 56 18 W

12/15/1920 H 45 13 W

12/15/1921 H 48 16 W

12/14/1922 H 49 25 W

12/13/1923 H 61 13 W

12/17/1924 H 30 21 W

12/16/1925 H 38 22 W

2/16/1927 H 29 18 W

1/18/1928 H 53 18 W

2/10/1932 H 40 22 W

1/6/1934 H 39 19 W

1/12/1935 H 32 22 W

SERIES GAME-BY-GAME

1/29/1944	H	38	29	W
12/20/1986	H	81	52	W
11/27/1987	H	83	32	W
12/22/1988	H	76	61	W
11/25/1989	H	64	26	W

KANSAS

Record: 1-0 (H: 0-0, A: 1-0, N: 0-0)

12/11/1964	A	50	48	W
------------	---	----	----	---

KANSAS STATE

Record: 1-1 (H: 0-0, A: 1-0, N: 0-1)

12/12/1964	A	60	59	W
12/22/1966	N	59	83	L

KENT STATE

Record: 13-3 (H: 7-0, A: 5-3, N: 1-0)

12/31/1937	A	47	34	W
1/3/1940	A	36	31	W
2/8/1966	H	94	72	W
1/7/1967	A	70	62	W
1/6/1968	H	52	50	W
12/14/1968	A	63	49	W
12/3/1969	H	61	57	W
3/2/1971	A	85	86	L-OT
2/29/1972	H	61	51	W
12/18/1972	A	49	46	W
12/21/1973	H	62	53	W
1/8/1975	A	59	61	L
12/16/1975	H	65	63	W
12/9/1976	A	70	73	L
3/22/2000	H	81	74	W-NIT
12/23/2015	N	75	69	W

KENTUCKY

Record: 1-3 (H: 0-0, A: 1-0, N: 0-3)

3/21/1952	N	54	82	L-NCAA
3/21/1955	N	59	84	L-NCAA
11/25/2000	A	73	68	W
11/19/2011	N	47	85	L

LAFAYETTE

Record: 12-4 (H: 7-2, A: 3-1, N: 2-1)

1/8/1916	H	30	26	W
3/3/1916	A	22	14	W
2/28/1917	A	39	31	W
1/31/1919	A	25	33	L
2/5/1920	A	46	11	W
3/8/1924	H	34	14	W
1/14/1931	H	16	27	L
2/8/1933	H	48	25	W
1/13/1937	H	46	15	W
12/29/1956	N	59	64	L
1/5/1981	N	53	42	W
12/8/1981	N	63	62	W
2/20/1992	H	77	59	W
11/21/2001	H	75	66	W
12/21/2008	H	83	55	W
12/7/2011	H	57	61	L

LA SALLE

Record: 2-3 (H: 1-0, A: 0-1, N: 1-2)

3/19/1954	N	54	69	L-NCAA
12/27/1968	N	55	70	L
12/27/1986	N	59	58	W
12/5/2012	A	57	82	L
11/19/2013	H	79	72	W

LAWRENCE TECH

Record: 0-1 (H: 0-0, A: 0-1, N: 0-0)

1/2/1951	A	56	67	L
----------	---	----	----	---

LEBANON VALLEY

Record: 10-0 (H: 10-0, A: 0-0, N: 0-0)

2/5/1906	H	41	14	W
3/1/1907	H	52	20	W
2/10/1917	H	42	22	W
1/31/1920	H	69	10	W
1/29/1921	H	51	12	W
1/14/1922	H	29	14	W
1/27/1923	H	43	18	W
2/14/1925	H	42	15	W
1/8/1927	H	40	32	W
1/11/1928	H	41	22	W

LEHIGH

Record: 31-11 (H: 21-1, A: 10-10, N: 0-0)

2/21/1902	H	39	24	W
2/25/1902	A	22	24	L
2/2/1906	A	19	31	L
2/14/1907	A	12	40	L
2/29/1908	A	16	24	L
2/22/1911	H	34	13	W
2/24/1912	A	33	35	L
1/22/1913	H	29	15	W
2/13/1913	A	28	37	L
2/11/1914	A	33	37	L
2/19/1916	H	29	19	W
3/4/1916	A	35	22	W
3/3/1917	A	18	35	L
1/14/1918	H	44	29	W
2/2/1918	A	36	29	W
2/1/1919	A	26	23	W
3/12/1920	H	33	19	W
1/19/1955	A	81	75	W-OT
2/5/1955	H	78	37	W
1/7/1956	A	54	39	W
2/6/1956	H	88	64	W
1/30/1957	A	67	72	L-OT
2/27/1957	H	72	38	W
1/10/1958	A	75	70	W
2/24/1959	H	88	52	W
2/25/1960	H	76	58	W
12/6/1960	A	66	50	W
12/5/1961	H	73	48	W
12/3/1962	A	77	49	W
1/25/1964	H	79	40	W
12/2/1975	A	93	45	W
12/10/1986	H	70	73	L
12/7/1987	A	72	79	L
2/6/1989	H	66	64	W
2/5/1990	A	64	60	W

12/6/1997	H	93	50	W
11/23/1998	H	74	48	W
11/22/1999	H	69	56	W
12/5/2001	H	61	48	W
11/19/2004	H	73	64	W
12/31/2007	H	81	68	W
11/12/2010	H	70	56	W

LOCK HAVEN

Record: 11-0 (H: 9-0, A: 2-0, N: 0-0)

1/28/1900	H	17	13	W
3/1/1900	A	10	9	W
2/2/1901	H	44	2	W
1/17/1902	H	43	13	W
2/28/1902	A	21	16	W
1/16/1903	H	51	0	W
1/26/1935	H	46	20	W
12/8/1984	H	108	74	W
11/30/1985	H	79	54	W
12/27/1986	H	74	70	W
12/3/2004	H	94	46	W

LONG BEACH STATE

Record: 0-1 (H: 0-0, A: 0-0, N: 0-1)

12/27/1985	N	45	47	L
------------	---	----	----	---

LONG ISLAND

Record: 4-0 (H: 3-0, A: 0-0, N: 1-0)

12/29/2004	N	80	46	W
11/26/2005	H	80	64	W
12/13/2006	H	66	45	W
11/16/2011	H	77	68	W

LONGWOOD

Record: 1-0 (H: 1-0, A: 0-0, N: 0-0)

11/24/2013	H	93	67	W
------------	---	----	----	---

LOUISIANA-LAFAYETTE

Record: 0-1 (H: 0-0, A: 0-0, N: 0-1)

12/29/1987	N	69	74	L
------------	---	----	----	---

LOUISIANA-MONROE

Record: 1-0 (H: 1-0, A: 0-0, N: 0-0)

12/12/2015	H	54	50	W
------------	---	----	----	---

LOUISIANA STATE

Record: 1-1 (H: 0-0, A: 0-0, N: 1-1)

3/12/1954	N	78	70	W-NCAA
11/26/2021	N	63	68	L-OT

LOUISVILLE

Record: 0-1 (H: 0-0, A: 0-0, N: 0-1)

11/24/1978	N	58	89	L
------------	---	----	----	---

LOYOLA (MD.)

Record: 5-1 (H: 4-1, A: 1-0, N: 0-0)

1/26/1981	H	88	47	W
12/7/1986	H	70	74	L
11/30/1996	H	70	55	W
11/24/1997	A	90	82	W
11/24/1999	H	82	67	W
11/22/2000	H	87	58	W

SERIES GAME-BY-GAME

M.I.T.

Record: 1-0 (H: 1-0, A: 0-0, N: 0-0)

2/12/1915 H 60 14 W

MAINE

Record: 1-1 (H: 1-1, A: 0-0, N: 0-0)

12/23/2006 H 75 42 W

12/21/2010 H 65 74 L

MANHATTAN

Record: 3-1 (H: 0-0, A: 2-1, N: 1-0)

2/27/1908 A 29 26 W

2/23/1909 A 22 16 W

12/14/1911 A 19 22 L

11/28/1999 N 83 77 W

MARQUETTE

Record: 3-3 (H: 1-1, A: 2-1, N: 0-1)

12/11/1976 A 49 79 L

2/2/1978 H 60 73 L

3/14/1990 H 57 54 W-NIT

12/7/1991 A 60 56 W

3/27/1995 N 79 87 L-NIT

3/20/2018 A 85 80 W-NIT

MARSHALL

Record: 7-0 (H: 3-0, A: 2-0, N: 2-0)

12/14/1944 H 34 32 W

12/28/1962 N 75 65 W

12/8/1990 H 79 72 W

12/29/1991 N 78 64 W

1/16/1992 A 67 60 W

12/7/2013 H 90 77 W

12/6/2014 A 73 69 W

MARYLAND

Record: 14-15 (H: 11-2, A: 2-9, N: 1-4)

12/3/1938 H 42 28 W

12/1/1960 A 47 64 L

12/2/1961 H 71 65 W

12/1/1962 A 62 61 W

12/7/1963 H 91 62 W

12/2/1964 A 71 72 L

12/1/1965 H 65 61 W

12/1/1966 A 53 76 L

12/2/1967 H 76 71 W

11/30/1968 A 56 66 L

12/1/1977 N 80 89 L

12/7/1978 N 61 69 L

12/3/1979 N 55 56 L

11/27/1982 N 97 79 W

12/6/1983 N 58 67 L

3/19/1990 H 80 78 W-NIT

12/1/2010 H 39 62 L

2/4/2015 A 58 64 L

2/14/2015 H 73 76 L

12/30/2015 A 64 70 L

2/7/2017 H 70 64 W

1/2/2018 A 69 75 L

2/7/2018 H 74 70 W

12/1/2018 A 59 66 L

2/27/2019 H 78 61 W

12/10/2019 H 76 69 W

2/5/2021 H 55 50 W

3/7/2021 A 66 61 W

2/21/2022 A 61 67 L

MARYLAND EASTERN SHORE

Record: 3-0 (H: 3-0, A: 0-0, N: 0-0)

12/20/1993 H 81 54 W

12/6/1994 H 86 55 W

11/5/2019 H 84 46 W

MASSACHUSETTS

Record: 13-11 (H: 9-2, A: 4-8, N: 0-1)

12/1/1976 A 72 70 W-OT

2/21/1998 H 76 69 W-OT

2/21/1979 A 54 42 W

2/20/1980 H 50 36 W

1/29/1983 H 59 57 W

2/2/1983 A 62 84 L

2/2/1984 H 60 75 L

2/11/1984 A 81 88 L

1/31/1985 A 71 65 W-OT

2/9/1985 H 78 79 L-OT

1/6/1986 H 64 63 W

2/10/1986 A 52 56 L

1/5/1987 H 64 50 W-OT

2/19/1987 A 59 66 L

1/5/1988 A 51 69 L

2/13/1988 H 71 53 W

1/5/1989 H 107 79 W

2/23/1989 A 90 71 W

1/6/1990 A 52 64 L

1/18/1990 H 74 71 W

3/5/1990 N 59 64 L

1/3/1991 H 65 64 W

2/16/1991 A 64 73 L

11/15/2021 A 56 81 L

MEMPHIS

Record: 2-3 (H: 0-1, A: 0-1, N: 2-1)

3/8/1955 N 59 55 W-NCAA

12/27/1974 N 61 54 W

12/17/1976 N 69 77 L

2/23/1981 A 67 75 L

2/20/1982 H 46 52 L

MEXICO

Record: 2-0 (H: 2-0, A: 0-0, N: 0-0)

2/25/1941 H 62 18 W

1/10/1945 H 50 29 W

MIAMI (FLA.)

Record: 3-1 (H: 2-1, A: 0-0, N: 1-0)

11/28/1986 N 74 61 W

11/27/1990 H 93 67 W

3/15/1995 H 62 56 W-NIT

12/1/2021 H 58 63 L

MIAMI (OHIO)

Record: 1-2 (H: 1-0, A: 0-1, N: 0-1)

12/29/1962 N 66 73 L

1/18/1992 H 87 73 W

12/7/1992 A 68 81 L

MICHIGAN

Record: 14-38 (H: 8-14, A: 3-22, N: 3-2)

1/1/1929 A 11 32 L

12/27/1951 N 62 60 W

2/17/1993 H 70 80 L

3/9/1994 A 72 81 L

1/8/1995 H 73 63 W

3/8/1995 A 60 67 L

1/21/1996 A 66 67 L

2/22/1996 H 67 57 W

1/28/1997 H 59 67 L

2/8/1997 A 64 81 L

1/3/1998 A 75 92 L

2/25/1998 H 61 77 L

1/2/1999 H 70 52 W

2/24/1999 A 78 72 W

2/19/2000 A 87 89 L-OT

3/9/2000 N 76 66 W-BIT

2/7/2001 H 77 66 W

3/8/2001 N 82 80 W-BIT

1/2/2002 H 63 67 L

2/9/2002 A 58 65 L

1/11/2003 A 53 66 L

3/5/2003 H 62 78 L

1/24/2004 H 59 69 L

2/18/2004 A 53 76 L

1/15/2005 H 62 66 L

2/23/2005 A 48 63 L

2/1/2006 H 65 71 L

1/17/2007 A 57 77 L

2/9/2008 A 63 68 L

3/1/2008 H 69 61 W

1/20/2009 H 73 58 W

2/5/2009 A 51 71 L

1/7/2010 H 55 64 L

2/20/2010 A 55 51 W

1/2/2011 A 69 76 L

2/6/2011 H 62 65 L

12/29/2011 A 53 71 L

3/4/2012 H 65 71 L

2/17/2013 A 71 79 L

2/27/2013 H 84 78 W

3/14/2013 N 83 66 L-BIT

1/14/2014 A 67 80 L

1/6/2015 H 64 73 L

1/2/2016 A 56 79 L

1/30/2016 N 72 79 L

1/4/2017 A 69 72 L

2/21/2018 H 63 72 L

1/3/2019 A 55 68 L

2/12/2019 H 75 69 W

1/22/2020 A 72 63 W

12/13/2020 A 58 62 L

2/8/2022 H 57 58 L

SERIES GAME-BY-GAME

MICHIGAN STATE

Record: 10-42 (H: 5-16, A: 2-25, N: 3-1)

1/2/1929	A	14	16	L
12/28/1938	A	21	35	L
12/29/1950	A	43	51	L
12/30/1954	A	74	85	L
3/13/1993	A	53	70	L
3/12/1994	H	71	70	W
2/2/1995	A	62	82	L
2/11/1995	H	53	68	L
1/31/1996	A	58	61	L
2/10/1996	H	54	50	W
1/15/1997	H	58	69	L
2/22/1997	A	57	71	L
1/24/1998	A	59	71	L
2/2/1999	H	68	70	L
1/5/2000	A	63	76	L
2/23/2000	H	63	79	L
1/3/2001	A	73	98	L
2/24/2001	H	57	76	L
3/9/2001	N	65	63	W-BTT
1/19/2002	H	65	77	L
1/22/2003	A	36	70	L
1/14/2004	A	58	76	L
2/28/2004	H	42	67	L
1/5/2005	H	58	84	L
3/5/2005	A	64	90	L
1/28/2006	A	60	69	L
1/20/2007	H	64	91	L
2/2/2008	H	85	76	W
2/20/2008	A	49	86	L
1/14/2009	H	73	78	L
2/1/2009	A	72	68	W
2/13/2010	H	54	65	L
3/4/2010	A	65	67	L
1/8/2011	H	66	62	W
2/10/2011	A	57	75	L
3/12/2011	N	61	48	W-BTT
2/8/2012	A	57	77	L
1/16/2013	H	72	81	L
12/31/2013	H	63	79	L
2/6/2014	A	67	82	L
1/21/2015	A	60	66	L
1/10/2016	H	65	92	L
2/28/2016	A	57	88	L
1/7/2017	N	72	63	W
3/9/2017	N	51	78	L-BTT
1/31/2018	A	68	76	L
1/13/2019	H	56	71	L
2/4/2020	A	75	70	W
3/3/2020	H	71	79	L
2/9/2021	A	58	60	L
12/11/2021	A	64	80	L
2/15/2022	H	62	58	W

MINNESOTA

Record: 18-38 (H: 14-11, A: 3-22, N: 1-5)

12/26/1975	A	70	86	L
2/3/1993	A	67	95	L
3/6/1993	H	41	67	L
1/15/1994	H	78	67	W
2/16/1994	A	66	94	L
1/4/1995	A	67	69	L
3/11/1995	H	69	60	W
1/11/1996	H	76	61	W
3/2/1996	A	60	65	L
2/5/1997	A	70	85	L
1/10/1998	H	75	68	W
2/18/1998	A	77	82	L
3/26/1998	N	72	79	L-NIT
1/9/1999	A	60	75	L
2/17/1999	H	63	69	L
1/26/2000	H	80	72	W
2/14/2001	A	82	62	W
1/30/2002	A	70	94	L
2/23/2002	H	64	68	L
3/7/2002	N	60	84	L-BTT
1/29/2003	H	75	76	L
2/22/2003	A	62	77	L
1/7/2004	H	75	72	W
3/6/2004	A	62	78	L
1/8/2005	A	62	83	L
3/2/2005	H	69	73	L
2/8/2006	H	66	77	L
1/27/2007	A	60	65	L
1/12/2008	H	73	76	L
2/24/2008	A	68	75	L
1/11/2009	A	59	79	L
2/14/2009	H	68	63	W
12/29/2009	A	70	75	L
2/6/2010	H	64	66	L
3/11/2010	N	55	76	L-BTT
2/17/2011	H	66	63	W
3/6/2011	A	66	63	W
1/15/2012	H	66	80	L
3/2/2013	A	44	73	L
1/8/2014	H	65	68	L
3/9/2014	A	63	81	L
3/13/2014	N	56	63	L-BTT
1/28/2015	H	63	58	W
3/8/2015	A	79	76	W
1/5/2016	H	86	77	W
1/14/2017	H	52	50	W
2/25/2017	A	71	81	L
1/15/2018	H	84	95	L-OT
1/19/2019	A	64	65	L
3/14/2019	N	72	77	L-OT-BTT
1/15/2020	A	69	75	L
2/8/2020	H	83	77	W
3/3/2021	H	84	65	W
2/12/2022	A	70	76	L
2/17/2022	H	67	46	W
3/9/2022	N	60	51	W-BTT

MISSISSIPPI

Record: 0-4 (H: 0-1, A: 0-1, N: 0-2)

11/26/2010	A	71	84	L
12/4/2011	H	70	72	L
11/30/2013	N	76	79	L
11/27/2019	N	72	74	L

MISSISSIPPI STATE

Record: 1-1 (H: 0-0, A: 0-0, N: 1-1)

12/28/1997	N	57	58	L
3/27/2018	N	75	60	W-NIT

MISSOURI-KANSAS CITY (UMKC)

Record: 1-0 (H: 1-0, A: 0-0, N: 0-0)

12/7/2005	H	75	71	W
-----------	---	----	----	---

MONMOUTH

Record: 2-0 (H: 2-0, A: 0-0, N: 0-0)

11/21/1997	H	73	42	W
11/26/2013	H	84	52	W

MONT ALTO ACADEMY

Record: 1-0 (H: 1-0, A: 0-0, N: 0-0)

1/19/1912	H	41	27	W
-----------	---	----	----	---

MONTANA

Record: 1-0 (H: 1-0, A: 0-0, N: 0-0)

11/15/2017	H	70	57	W
------------	---	----	----	---

MONTANA STATE

Record: 0-1 (H: 0-1, A: 0-0, N: 0-0)

1/7/1930	H	42	51	L
----------	---	----	----	---

MOREHEAD STATE

Record: 1-0 (H: 1-0, A: 0-0, N: 0-0)

11/10/2006	H	63	46	W
------------	---	----	----	---

MORGAN STATE

Record: 6-0 (H: 6-0, A: 0-0, N: 0-0)

12/14/1985	H	78	51	W
1/11/1992	H	102	51	W
11/25/1995	H	90	65	W
12/2/2006	H	80	71	W
11/14/2014	H	61	48	W
12/21/2016	H	96	55	W

MOUNT ST. MARY'S

Record: 8-0 (H: 8-0, A: 0-0, N: 0-0)

12/5/1992	H	60	55	W
11/25/1994	H	90	60	W
11/23/1996	H	64	57	W
12/31/2005	H	65	53	W
12/13/2008	H	61	56	W
12/7/2010	H	57	53	W
12/18/2011	H	72	43	W
12/22/2013	H	92	82	W

MOUNT UNION

Record: 1-0 (H: 0-0, A: 1-0, N: 0-0)

1/1/1940	A	31	24	W
----------	---	----	----	---

SERIES GAME-BY-GAME

MUHLBERG

Record: 9-4 (H: 7-2, A: 2-2, N: 0-0)

1/30/1919	A	33	15	W
1/14/1939	A	43	27	W
2/27/1941	H	50	29	W
12/4/1943	A	34	40	L
12/6/1944	H	36	37	L-OT
12/12/1945	H	36	55	L
1/5/1946	A	38	47	L
1/11/1947	H	48	36	W
1/22/1975	H	81	67	W
1/17/1976	H	91	61	W
12/7/1976	H	64	46	W
12/12/1977	H	109	78	W
12/5/1979	H	85	47	W

MURRAY STATE

Record: 1-0 (H: 1-0, A: 0-0, N: 0-0)

3/15/1989	H	89	73	W-NIT
-----------	---	----	----	-------

NAVY

Record: 27-30 (H: 10-3, A: 17-27, N: 0-0)

2/20/1915	A	24	33	L
1/31/1925	A	39	37	W-2OT
2/13/1926	A	21	31	L
1/19/1929	A	39	25	W
1/28/1931	A	38	45	L
1/27/1934	A	24	43	L
2/16/1935	A	27	33	L
1/11/1936	A	30	36	L
2/13/1937	A	32	31	W-OT
1/28/1939	A	19	38	L
1/20/1940	A	40	17	W
1/18/1941	A	23	20	W
2/4/1942	A	29	25	W
2/6/1943	A	33	21	W
2/5/1944	A	26	46	L
1/31/1945	A	27	60	L
2/6/1946	A	33	34	L
2/15/1947	A	43	58	L
2/18/1948	A	36	40	L
1/19/1949	A	47	55	L
2/11/1950	A	40	46	L
2/7/1951	A	44	41	W
1/30/1952	A	53	49	W
2/4/1953	A	53	77	L
1/16/1954	A	58	62	L
1/8/1955	H	84	64	W
2/1/1956	A	70	65	W
2/6/1957	A	48	53	L
1/28/1958	A	53	58	L
2/11/1959	A	58	68	L-OT
2/10/1960	A	71	87	L
2/4/1961	A	56	58	L
1/13/1962	H	67	79	L
2/9/1963	A	79	67	W
2/8/1964	A	83	63	W
2/6/1965	H	84	56	W
2/12/1966	A	66	59	W
2/11/1967	H	64	68	L
2/10/1968	A	64	65	L
2/8/1969	H	61	57	W

2/14/1970	A	79	71	W
2/13/1971	H	73	62	W
2/12/1972	A	68	59	W
2/10/1973	H	73	53	W
2/9/1974	A	33	52	L
2/8/1975	H	64	66	L
2/14/1976	A	81	83	L-2OT
2/12/1977	H	77	64	W
2/11/1978	A	64	87	L
2/10/1979	H	43	40	W
2/9/1980	A	51	44	W
2/7/1981	H	67	51	W
2/6/1982	A	62	54	W-OT
2/5/1983	H	104	83	W
2/6/1984	A	69	100	L
12/5/1984	H	66	63	W
12/4/1985	A	50	103	L

NAVY PRE-FLIGHT

Record: 1-0 (H: 0-0, A: 1-0, N: 0-0)

2/5/1943	A	51	34	W
----------	---	----	----	---

NEBRASKA

Record: 13-11 (H: 7-3, A: 3-8, N: 3-0)

12/9/1980	A	50	75	L
12/21/1981	H	60	58	W
3/21/1995	A	65	59	W-NIT
1/11/2012	A	58	70	L
2/11/2012	H	67	51	W
1/19/2013	H	64	68	L
2/9/2013	A	53	67	L
1/23/2014	H	58	54	W
2/20/2014	A	67	80	L
2/7/2015	H	56	43	W
3/11/2015	N	68	65	W-BIT
2/13/2016	A	54	70	L
2/25/2016	H	56	55	W
2/14/2017	A	66	82	L
3/8/2017	N	76	67	W-OT-BIT
1/12/2018	H	76	74	W-OT
2/25/2018	A	64	76	L
1/10/2019	A	64	70	L
2/19/2019	H	95	71	W
2/1/2020	A	76	64	W
2/14/2021	H	61	62	L
2/23/2021	A	86	83	W
3/10/2021	N	72	66	W
2/27/2022	H	70	93	L

NEW HAMPSHIRE

Record: 4-0 (H: 4-0, A: 0-0, N: 0-0)

2/1/1981	H	85	72	W
12/20/2005	H	75	51	W
11/23/2008	H	70	50	W
12/23/2012	H	72	45	W

NEW MEXICO

Record: 1-1 (H: 0-0, A: 0-1, N: 1-0)

3/28/1990	N	83	81	W-OT-NIT
12/29/2003	A	63	82	L

NEW ORLEANS

Record: 0-1 (H: 0-0, A: 0-1, N: 0-0)

12/28/1985	A	59	61	L-OT
------------	---	----	----	------

NEW YORK UNIVERSITY

Record: 5-3 (H: 1-1, A: 3-1, N: 1-1)

12/13/1911	A	19	18	W
2/29/1924	A	25	19	W
2/14/1940	H	29	35	L
1/10/1941	A	47	34	W
2/28/1942	H	43	35	W
1/6/1943	A	39	40	L
1/5/1944	N	37	36	W
12/17/1964	N	73	82	L

NYULS

Record: 1-0 (H: 1-0, A: 0-0, N: 0-0)

2/8/1907	H	19	17	W
----------	---	----	----	---

NIAGARA

Record: 2-2 (H: 1-0, A: 0-1, N: 1-1)

12/30/1961	N	70	77	L-OT
12/28/1968	N	77	74	W
2/17/1982	A	80	92	L
1/19/1983	H	96	66	W

NICHOLLS STATE

Record: 1-0 (H: 1-0, A: 0-0, N: 0-0)

11/23/2005	H	93	56	W
------------	---	----	----	---

NJIT

Record: 1-0 (H: 1-0, A: 0-0, N: 0-0)

11/17/2008	H	74	47	W
------------	---	----	----	---

NORTH CAROLINA

Record: 1-4 (H: 0-1, A: 0-2, N: 1-1)

12/3/1966	A	63	93	L
12/29/1970	N	57	73	L
12/28/1981	H	50	56	L-OT
3/18/2001	N	82	74	W-NCAA
11/18/2002	A	55	85	L

NORTH CAROLINA STATE

Record: 3-18 (H: 1-2, A: 1-13, N: 1-3)

12/30/1949	H	40	50	L
3/22/1952	N	60	69	L
12/19/1953	A	74	89	L
12/9/1954	A	77	99	L
12/3/1955	A	42	78	L
12/8/1956	A	60	66	L
12/7/1957	A	62	80	L
12/1/1958	A	54	70	L
12/1/1959	A	53	65	L
12/2/1963	A	60	64	L
12/27/1965	A	70	69	W
12/4/1976	A	61	87	L
12/10/1977	H	60	79	L
12/29/1978	A	58	80	L
11/25/1996	A	41	44	L
11/29/1997	H	61	57	W
3/30/2000	N	74	72	W-NIT
11/29/2000	A	76	84	L
11/15/2012	N	55	72	L

SERIES GAME-BY-GAME

11/29/2017	A	78	85	L
12/15/2018	N	78	89	L

NORTH FLORIDA

Record: 1-0 (H: 1-0, A: 0-0, N: 0-0)

11/9/2018	H	87	72	L
-----------	---	----	----	---

NORTHEASTERN

Record: 1-1 (H: 1-1, A: 0-0, N: 0-0)

1/24/1981	H	58	60	L
-----------	---	----	----	---

12/14/2002	H	79	67	W
------------	---	----	----	---

NORTHWESTERN

Record: 36-20 (H: 19-6, A: 15-12, N: 2-2)

12/31/1928	A	17	41	L
------------	---	----	----	---

1/13/1993	H	70	68	W
-----------	---	----	----	---

2/13/1993	A	58	67	L
-----------	---	----	----	---

1/29/1994	A	80	75	W
-----------	---	----	----	---

3/2/1994	H	73	71	W
----------	---	----	----	---

1/21/1995	H	79	51	W
-----------	---	----	----	---

2/22/1995	A	89	59	W
-----------	---	----	----	---

1/13/1996	A	83	74	W-OT
-----------	---	----	----	------

2/28/1996	H	78	62	W
-----------	---	----	----	---

1/22/1997	A	71	69	W
-----------	---	----	----	---

2/15/1997	H	61	55	W
-----------	---	----	----	---

1/22/1998	H	83	45	W
-----------	---	----	----	---

2/8/1998	A	69	68	W-OT
----------	---	----	----	------

1/20/1999	A	60	62	L-OT
-----------	---	----	----	------

2/6/1999	H	67	71	L
----------	---	----	----	---

3/4/1999	N	44	54	L-BTT
----------	---	----	----	-------

1/13/2000	A	82	49	W
-----------	---	----	----	---

2/16/2000	H	73	64	W
-----------	---	----	----	---

1/13/2001	H	73	66	W
-----------	---	----	----	---

2/21/2001	A	61	62	L
-----------	---	----	----	---

2/16/2002	H	49	55	L
-----------	---	----	----	---

3/1/2003	A	79	85	L-2OT
----------	---	----	----	-------

1/28/2004	H	63	61	W-OT
-----------	---	----	----	------

2/14/2004	A	52	65	L
-----------	---	----	----	---

3/11/2004	N	52	57	L-BTT
-----------	---	----	----	-------

1/22/2005	H	65	62	W
-----------	---	----	----	---

2/19/2005	A	39	54	L
-----------	---	----	----	---

1/11/2006	A	65	61	W
-----------	---	----	----	---

2/25/2006	H	68	55	W
-----------	---	----	----	---

3/9/2006	N	60	42	W-BTT
----------	---	----	----	-------

1/3/2007	H	83	57	W
----------	---	----	----	---

2/10/2007	A	51	53	L
-----------	---	----	----	---

1/2/2008	A	79	68	W
----------	---	----	----	---

12/31/2008	H	61	57	W
------------	---	----	----	---

2/17/2010	H	81	70	W
-----------	---	----	----	---

2/28/2010	A	79	60	W
-----------	---	----	----	---

2/13/2011	H	65	41	W
-----------	---	----	----	---

2/24/2011	A	66	52	W
-----------	---	----	----	---

1/1/2012	A	56	68	L
----------	---	----	----	---

2/25/2012	H	66	67	L
-----------	---	----	----	---

1/10/2013	H	54	70	L
-----------	---	----	----	---

3/7/2013	A	66	59	W
----------	---	----	----	---

3/6/2014	A	59	32	W
----------	---	----	----	---

2/21/2015	A	39	60	L
-----------	---	----	----	---

1/16/2016	A	71	62	W
-----------	---	----	----	---

3/3/2016	H	61	71	L
----------	---	----	----	---

12/27/2016	H	77	87	L
------------	---	----	----	---

1/5/2018	H	78	63	W
----------	---	----	----	---

1/20/2018	A	61	70	L
-----------	---	----	----	---

3/1/2018	N	65	57	W-BTT
----------	---	----	----	-------

2/4/2019	A	59	52	W
----------	---	----	----	---

2/15/2020	H	77	61	W
-----------	---	----	----	---

3/7/2020	A	69	80	L
----------	---	----	----	---

1/23/2021	H	81	78	W
-----------	---	----	----	---

1/5/2022	A	74	70	W
----------	---	----	----	---

2/25/2022	H	67	60	W
-----------	---	----	----	---

NOTRE DAME

Record: 4-1 (H: 1-0, A: 1-0, N: 2-1)

2/21/1925	H	33	22	W
-----------	---	----	----	---

3/13/1954	N	71	63	W-NCAA
-----------	---	----	----	--------

3/28/2000	N	52	73	L-NIT
-----------	---	----	----	-------

3/31/2009	N	67	59	W-NIT
-----------	---	----	----	-------

3/17/2018	A	73	63	W-NIT
-----------	---	----	----	-------

OHIO STATE

Record: 20-43 (H: 10-16, A: 6-23, N: 4-4)

12/30/1950	N	67	58	W
------------	---	----	----	---

12/23/1961	A	49	92	L
------------	---	----	----	---

12/8/1973	A	65	72	L
-----------	---	----	----	---

12/7/1975	H	74	68	W
-----------	---	----	----	---

1/2/1992	A	63	73	L
----------	---	----	----	---

1/5/1993	H	68	71	L
----------	---	----	----	---

2/6/1993	A	59	62	L
----------	---	----	----	---

1/19/1994	A	57	79	L
-----------	---	----	----	---

2/19/1994	H	57	60	L
-----------	---	----	----	---

1/14/1995	A	78	64	W
-----------	---	----	----	---

3/1/1995	H	75	68	W
----------	---	----	----	---

1/3/1996	A	72	69	W
----------	---	----	----	---

3/9/1996	H	86	70	W
----------	---	----	----	---

1/8/1997	A	62	70	L
----------	---	----	----	---

3/1/1997	H	56	55	W
----------	---	----	----	---

2/16/1998	H	90	81	W
-----------	---	----	----	---

2/28/1998	A	89	85	W-OT
-----------	---	----	----	------

11/20/1998	A	62	70	L (V)
------------	---	----	----	-------

2/27/1999	H	98	85	W-OT
-----------	---	----	----	------

2/12/2000	A	75	88	L
-----------	---	----	----	---

3/1/2000	H	73	79	L
----------	---	----	----	---

3/10/2000	N	71	66	W-BTT (V)
-----------	---	----	----	-----------

1/10/2001	A	78	75	W (V)
-----------	---	----	----	-------

3/3/2001	H	87	93	L (V)
----------	---	----	----	-------

1/16/2002	A	57	76	L (V)
-----------	---	----	----	-------

2/12/2003	H	67	76	L
-----------	---	----	----	---

1/10/2004	H	64	47	W
-----------	---	----	----	---

3/3/2004	A	64	71	L
----------	---	----	----	---

1/26/2005	A	62	68	L
-----------	---	----	----	---

2/12/2005	H	56	66	L
-----------	---	----	----	---

3/10/2005	N	69	72	L-BTT
-----------	---	----	----	-------

1/5/2006	A	69	104	L
----------	---	----	-----	---

1/21/2006	H	64	75	L
-----------	---	----	----	---

3/10/2006	N	56	63	L-BTT
-----------	---	----	----	-------

2/14/2007	H	62	64	L
-----------	---	----	----	---

2/21/2007	A	60	68	L
-----------	---	----	----	---

1/29/2008	H	56	68	L
-----------	---	----	----	---

2/24/2009	A	59	73	L
-----------	---	----	----	---

2/3/2010	A	62	75	L
----------	---	----	----	---

2/24/2010	H	67	75	L
-----------	---	----	----	---

1/15/2011	A	66	69	L
-----------	---	----	----	---

3/1/2011	H	61	82	L
----------	---	----	----	---

3/13/2011	N	60	71	L-BTT
-----------	---	----	----	-------

1/25/2012	A	54	78	L
-----------	---	----	----	---

1/26/2013	H	51	65	L
-----------	---	----	----	---

1/29/2014	A	71	70	W-OT
-----------	---	----	----	------

2/27/2014	H	65	63	W
-----------	---	----	----	---

2/11/2015	A	55	75	L
-----------	---	----	----	---

3/4/2015	H	67	77	L
----------	---	----	----	---

1/25/2016	A	46	66	L
-----------	---	----	----	---

3/10/2016	N	75	79	L-BTT
-----------	---	----	----	-------

2/28/2017	H	70	71	L
-----------	---	----	----	---

1/25/2018	A	82	79	W
-----------	---	----	----	---

2/15/2018	H	79	56	W
-----------	---	----	----	---

3/2/2018	N	69	68	W-BTT
----------	---	----	----	-------

2/7/2019	A	70	74	L
----------	---	----	----	---

12/7/2019	A	74	106	L
-----------	---	----	-----	---

1/18/2020	H	90	76	W
-----------	---	----	----	---

1/27/2021	A	79	83	L
-----------	---	----	----	---

2/18/2021	H	82	92	L
-----------	---	----	----	---

12/5/2021	H	64	76	L
-----------	---	----	----	---

1/16/2022	A	56	61	L
-----------	---	----	----	---

3/10/2022	N	71	68	W-BTT
-----------	---	----	----	-------

(V) indicates game vacated by Ohio State

OHIO UNIVERSITY

Record: 0-2 (H: 0-1, A: 0-1, N: 0-0)

2/26/1974	H	69	78	L
-----------	---	----	----	---

3/4/1975	A	71	79	L
----------	---	----	----	---

OKLAHOMA

Record: 0-2 (H: 0-1, A: 0-1, N: 0-0)

12/8/1985	A	63	85	L
-----------	---	----	----	---

12/1/1987	H	59	93	L
-----------	---	----	----	---

OKLAHOMA STATE

Record: 0-1 (H: 0-0, A: 0-1, N: 0-0)

12/29/1952	A	61	68	L
------------	---	----	----	---

known as/listed as Oklahoma A&M in 1952-53 results

OLD DOMINION

Record: 2-0 (H: 1-0, A: 1-0, N: 0-0)

2/5/1992	A	84	79	W
----------	---	----	----	---

2/24/1992	H	71	51	W
-----------	---	----	----	---

ORAL ROBERTS

Record: 1-0 (H: 1-0, A: 0-0, N: 0-0)

11/24/2017	H	86	48	W
------------	---	----	----	---

OREGON

SERIES GAME-BY-GAME

2/7/1920	A	16	21	L
3/16/1921	A	21	19	W
2/22/1922	A	16	23	L
2/7/1923	A	30	23	W
2/2/1924	A	22	27	L
2/28/1925	A	24	36	L
3/2/1926	A	16	24	L
1/29/1927	A	26	32	L
1/14/1928	A	21	23	L
2/2/1929	A	29	39	L
2/1/1930	A	22	28	L
1/27/1932	A	23	27	L
1/7/1933	A	24	43	L
1/5/1935	A	22	43	L
1/8/1936	A	31	26	W
1/6/1937	A	33	41	L
1/5/1938	A	40	28	W
2/4/1939	A	34	21	W
2/8/1950	A	49	66	L
3/7/1951	A	58	61	L
2/20/1952	A	52	54	L
1/31/1953	A	56	60	L
12/12/1953	A	72	67	W
3/2/1955	H	79	85	L
2/11/1956	A	72	79	L
12/28/1956	N	89	59	W
2/15/1957	A	68	77	L
2/5/1958	H	71	70	W
1/23/1982	A	44	58	L
1/25/1992	N	86	87	L-OT
12/9/1995	N	88	61	W
12/12/1998	H	71	55	W
12/4/1999	A	59	56	W
12/2/2000	H	84	74	W
11/23/2002	A	37	62	L
11/25/2008	A	85	73	W
11/13/2009	H	70	55	W
12/1/2012	H	58	47	W
11/16/2013	A	83	71	W

PHILADELPHIA TEXTILE

Record: 4-0 (H: 4-0, A: 0-0, N: 0-0)

1/17/1981	H	87	61	W
1/9/1982	H	84	68	W
12/7/1982	H	86	73	W
12/15/1984	H	92	77	W

PITTSBURGH

Record: 76-72 (H: 45-25, A: 30-46, N: 1-1)

3/5/1906	A	30	4	W
2/6/1908	H	30	13	W
1/17/1913	A	30	25	W
2/22/1913	H	31	20	W
1/20/1914	A	29	26	W
2/28/1914	H	26	17	W
1/16/1915	A	32	35	L
2/26/1915	H	31	28	W
3/6/1915	A	35	39	L
2/5/1916	A	38	43	L
2/26/1916	H	27	31	L
2/1/1917	A	36	37	L
2/24/1917	H	37	32	W
2/23/1918	H	38	15	W

2/28/1918	A	36	28	W
2/22/1919	H	39	19	W
2/28/1919	A	33	31	W
2/21/1920	H	37	19	W
2/28/1920	A	34	29	W
2/4/1921	A	39	33	W
2/19/1921	H	50	28	W
2/3/1922	A	30	27	W
2/18/1922	H	27	28	L
2/2/1923	A	38	31	W
2/17/1923	H	38	11	W
2/15/1924	A	30	31	L
2/22/1924	H	29	13	W
2/7/1925	A	40	25	W
3/13/1925	A	35	30	W
1/29/1926	A	26	30	L
3/13/1926	H	31	37	L
2/25/1927	A	27	33	L
3/12/1927	H	35	34	W
2/10/1928	A	25	48	L
3/10/1928	H	28	45	L
2/15/1929	A	38	49	L
3/11/1929	H	23	29	L
2/14/1930	A	20	47	L
3/15/1930	H	30	47	L
2/21/1931	A	24	30	L
3/14/1931	H	32	37	L
3/5/1932	H	32	36	L
3/12/1932	A	40	30	W
3/9/1935	H	25	41	L
1/18/1936	H	23	45	L
3/7/1936	A	38	41	L
1/23/1937	A	28	36	L
3/6/1937	H	24	21	W
2/12/1938	A	34	39	L
3/5/1938	H	25	26	L
2/8/1939	A	41	22	W
2/25/1939	H	36	35	W
1/6/1940	A	28	31	L
3/2/1940	A	36	29	W
1/11/1941	A	27	36	L
3/1/1941	H	36	21	W
1/17/1942	A	34	30	W
2/21/1942	H	33	28	W
1/16/1943	A	37	38	L
2/20/1943	H	32	13	W
1/15/1944	A	15	12	W
2/19/1944	H	35	29	W
1/13/1945	A	41	58	L
2/17/1945	H	53	36	W
1/12/1946	A	38	45	L
2/2/1946	H	48	37	W
1/4/1947	A	31	42	L
2/1/1947	H	46	39	W
1/3/1948	A	34	35	L
1/31/1948	H	34	42	L
12/4/1948	A	33	40	L
2/19/1949	H	49	38	W
1/21/1950	H	34	21	W
1/25/1950	A	58	51	W
2/14/1951	A	51	60	L
3/3/1951	H	64	44	W
12/28/1951	A	62	40	W

1/19/1952	A	52	45	W
3/1/1952	H	24	9	W
1/10/1953	A	56	57	L
2/28/1953	H	73	53	W
1/28/1954	H	91	85	W-3OT
2/13/1954	A	62	74	L
1/15/1955	A	66	76	L
2/26/1955	H	77	71	W
1/14/1956	A	60	78	L
3/3/1956	H	90	100	L
1/12/1957	A	75	66	W
3/2/1957	H	65	80	L
1/25/1958	H	64	71	L
3/1/1958	A	59	61	L
1/24/1959	H	67	58	W
2/28/1959	A	65	84	L
1/23/1960	H	75	64	W
2/27/1960	A	63	64	L-OT
2/11/1961	H	73	59	W
2/25/1961	A	53	57	L
1/6/1962	A	74	62	W
2/24/1962	H	63	55	W
12/22/1962	H	48	68	L
2/23/1963	A	67	83	L
1/11/1964	A	60	69	L
2/29/1964	H	78	63	W
1/23/1965	H	59	40	W
2/27/1965	A	83	72	W
1/22/1966	H	66	62	W
2/26/1966	A	89	57	W
1/14/1967	H	84	44	W
2/25/1967	A	87	73	W
1/13/1968	A	66	43	W
2/24/1968	H	77	68	W
1/18/1969	H	65	50	W
2/22/1969	A	57	49	W
1/17/1970	A	47	61	L
2/21/1970	H	61	48	W
1/16/1971	A	62	75	L
2/27/1971	H	71	65	W
1/29/1972	A	74	62	W
2/26/1972	H	70	78	L
1/27/1973	A	53	63	L
2/24/1973	H	49	58	L
1/27/1974	A	61	83	L
2/3/1974	H	66	64	W
12/7/1974	A	88	79	W
1/18/1975	A	56	84	L
2/22/1975	H	69	76	L
1/31/1976	A	52	71	L
2/21/1976	H	61	65	L
1/29/1977	H	74	60	W
2/19/1977	A	79	77	W
1/28/1978	H	65	82	L
2/18/1978	A	75	68	W-OT
1/27/1979	A	44	50	L
2/14/1979	H	45	54	L
1/5/1980	A	50	54	L
2/13/1980	H	66	53	W
2/11/1981	A	63	70	L
1/16/1982	H	52	46	W-2OT
3/18/1992	H	65	67	L-NIT

SERIES GAME-BY-GAME

12/6/2000	H	88	74	W
12/8/2001	A	53	83	L
12/7/2002	H	60	82	L
12/6/2003	A	37	64	L
12/11/2004	H	71	84	L
12/10/2005	A	54	91	L
12/3/2013	A	69	78	L
12/10/2016	N	73	81	L
11/20/2017	N	85	54	W

PITTSBURGH COLLEGIANS

Record: 4-1 (H: 4-1, A: 0-0, N: 0-0)

2/15/1909	H	55	29	W
1/20/1910	H	37	40	L
1/16/1911	H	19	14	W
1/12/1912	H	37	17	W
1/8/1913	H	48	30	W

PITSTON YMCA

Record: 1-0 (H: 1-0, A: 0-0, N: 0-0)

2/14/1902	H	53	13	W
-----------	---	----	----	---

PRATT

Record: 2-0 (H: 0-0, A: 2-0, N: 0-0)

2/16/1909	A	24	19	W
12/15/1910	A	37	18	W

PRINCETON

Record: 8-4 (H: 6-1, A: 1-2, N: 1-1)

2/25/1922	A	19	22	L
1/27/1927	H	30	23	W
3/8/1965	N	58	60	L-NCAA
1/13/1970	A	38	77	L
1/25/1971	H	70	62	W
12/3/1971	H	72	70	W
11/29/1972	A	64	57	W
1/14/1974	H	62	50	W
3/15/2000	H	55	41	W-NIT
12/26/2000	N	65	52	W
12/12/2007	H	61	38	W
12/14/2013	H	79	81	L-OT

PROVIDENCE

Record: 2-1 (H: 0-0, A: 0-0, N: 2-1)

12/27/1971	N	65	81	L
3/16/2001	N	69	59	W-NCAA
11/16/2012	N	55	52	W-OT

PURDUE

Record: 13-43 (H: 10-16, A: 3-23, N: 0-4)

12/5/1959	A	54	63	L
12/3/1960	H	63	59	W
1/16/1993	H	54	61	L
3/11/1993	A	49	57	L
1/27/1994	H	71	68	W
2/26/1994	A	66	71	L
1/28/1995	H	62	65	L
2/15/1995	A	51	71	L
1/24/1996	H	87	77	W
2/17/1996	A	49	66	L
2/1/1997	H	62	67	L
1/7/1998	A	55	77	L
2/21/1998	H	74	63	W
1/6/1999	H	67	70	L

2/20/1999	A	78	70	W
2/27/2000	A	71	88	L
2/17/2001	H	92	71	W
2/6/2002	H	81	68	W
3/2/2002	A	57	92	L
1/18/2003	H	78	82	L
2/26/2003	A	55	79	L
2/4/2004	H	47	62	L
2/9/2005	A	50	77	L
1/18/2006	H	74	54	W
2/18/2006	A	69	61	W
1/6/2007	A	60	64	L
2/3/2007	H	59	69	L
1/23/2008	H	42	64	L
2/15/2008	A	53	67	L
1/6/2009	H	67	64	W
2/11/2009	A	47	61	L
3/13/2009	N	65	79	L-BTT
1/31/2010	A	46	66	L
3/6/2010	H	60	64	L
1/5/2011	H	68	83	L
1/19/2011	A	62	63	L
1/5/2012	H	65	45	W
2/29/2012	A	56	80	L
1/13/2013	A	42	60	L
2/5/2013	H	49	58	L
1/18/2014	A	64	65	L
2/2/2014	H	79	68	W
1/17/2015	H	77	84	L-OT
3/13/2015	N	59	64	L-BTT
1/13/2016	A	57	74	L
1/21/2017	A	52	77	L
2/21/2017	H	70	74	L-OT
2/18/2018	A	73	76	L
3/3/2018	N	70	78	L-BTT
1/31/2019	H	90	99	L-OT
2/16/2019	A	64	76	L
2/11/2020	A	88	76	W
1/17/2021	A	72	80	L
2/26/2021	H	52	73	L
1/8/2022	H	67	74	L
3/11/2022	N	61	69	L-BTT

PURDUE FORT WAYNE

Record: 1-0 (H: 1-0, A: 0-0, N: 0-0)

12/28/2005	H	74	59	W
------------	---	----	----	---

RADFORD

Record: 2-0 (H: 2-0, A: 0-0, N: 0-0)

11/14/2011	H	62	46	W
11/24/2015	H	86	74	W

RHODE ISLAND

Record: 12-11 (H: 7-4, A: 4-6, N: 1-1)

12/15/1950	H	61	55	W
2/15/1952	A	72	66	W
2/12/1983	H	96	84	W
1/21/1984	A	58	64	L
2/9/1984	H	60	63	L-OT
1/19/1985	H	86	71	W
2/7/1985	A	58	54	W
1/9/1986	A	60	66	L
2/3/1986	H	77	78	L-OT

2/25/1986	A	50	47	W-A10
12/4/1986	A	65	73	L
2/1/1987	H	75	84	L
1/7/1988	A	80	83	L
2/25/1988	H	69	77	L-OT
1/22/1989	A	96	80	W
1/28/1989	H	68	62	W
3/5/1989	N	84	68	W-A10
1/3/1990	A	61	71	L
2/8/1990	H	74	67	W
1/5/1991	A	65	75	L
1/17/1991	H	83	65	W
11/28/2008	N	72	77	L
3/19/2009	H	83	72	W-NIT

RICHMOND

Record: 5-0 (H: 1-0, A: 3-0, N: 1-0)

12/27/1956	A	64	60	W
12/30/1958	A	61	54	W
1/3/1979	A	69	65	W
1/28/1980	H	71	61	W
12/30/1994	N	66	53	W

RIDER

Record: 3-2 (H: 3-1, A: 0-0, N: 0-1)

1/10/1981	H	67	59	W
11/30/1981	H	70	54	W
3/11/1998	H	82	68	W-NIT
11/23/2007	N	73	82	L
12/22/2017	H	70	71	L

ROBERT MORRIS

Record: 2-1 (H: 2-1, A: 0-0, N: 0-0)

2/25/1981	H	56	66	L
1/2/2003	H	76	59	W
11/16/2009	H	80	61	W

ROCHESTER

Record: 2-0 (H: 0-0, A: 2-0, N: 0-0)

12/30/1969	A	83	60	W
12/29/1977	A	92	67	W

RUTGERS

Record: 45-34 (H: 29-10, A: 16-24, N: 0-0)

2/24/1922	A	28	35	L
3/1/1934	H	34	35	L
12/29/1934	A	40	52	L
2/29/1936	H	45	43	W-OT
3/9/1938	A	53	18	W
1/7/1939	H	44	21	W
2/3/1940	A	47	19	W
2/18/1950	H	51	64	L
2/17/1951	A	73	50	W
2/6/1952	H	66	52	W
2/7/1953	A	62	74	L
2/27/1954	H	76	59	W
12/18/1954	H	106	69	W
2/23/1955	A	83	64	W
12/14/1955	H	102	78	W
2/25/1956	A	82	72	W
12/5/1956	H	90	58	W
1/26/1957	A	78	77	W-2OT
1/4/1958	H	77	58	W

SERIES GAME-BY-GAME

1/11/1958	A	63	64	L
1/10/1959	A	64	69	L
2/14/1959	H	74	56	W
2/13/1960	H	96	61	W
3/5/1960	A	85	59	W
3/4/1961	H	79	70	W
3/3/1962	A	62	67	L
3/2/1963	H	75	72	W
3/7/1964	A	91	82	W
3/6/1965	H	88	75	W
3/5/1966	A	61	71	L
3/4/1967	H	76	88	L
3/2/1968	A	83	97	L
3/1/1969	A	57	59	L
3/7/1970	H	65	62	W
3/6/1971	A	70	84	L
3/4/1972	H	77	66	W
3/3/1973	A	52	81	L
3/2/1974	H	62	81	L
1/5/1977	A	72	89	L
1/4/1978	H	81	79	W
1/20/1979	A	46	48	L
2/27/1979	A	57	67	L-E8T
1/19/1980	H	75	66	W
12/20/1980	A	78	76	W-OT
3/5/1983	H	79	70	W
1/14/1984	H	83	80	W-OT
2/23/1984	A	92	102	L
1/12/1985	H	71	88	L
2/21/1985	A	67	84	L
1/2/1986	A	65	56	W
2/1/1986	H	74	59	W
1/19/1987	H	80	60	W
2/21/1987	A	100	99	W-OT
1/10/1988	H	63	58	W
2/18/1988	A	61	65	L
2/2/1989	A	83	87	L-OT
2/13/1989	H	93	65	W
3/9/1989	A	66	70	L-A10
1/21/1990	A	59	61	L
2/15/1990	H	80	69	W
3/21/1990	A	58	55	W
1/28/1991	H	78	79	L
2/27/1991	A	70	92	L
12/10/2003	H	47	60	L
12/1/2004	A	83	80	W
3/14/2006	H	71	76	L-NIT
1/3/2015	A	46	50	L
1/24/2015	H	79	51	W
2/20/2016	A	70	58	W
1/1/2017	A	60	47	W
2/4/2017	H	68	70	L
1/27/2018	H	60	43	W
1/26/2019	H	60	64	L
3/6/2019	A	66	65	W
1/7/2020	A	61	72	L
2/26/2020	H	65	64	W
1/21/2021	H	75	67	W
1/11/2022	H	66	49	W
3/6/2022	A	58	59	L

SACRED HEART

Record: 3-0 (H: 3-0, A: 0-0, N: 0-0)

11/27/2004	H	69	61	W
12/23/2008	H	73	65	W
11/25/2009	H	87	75	W

ST. BONAVENTURE

Record: 10-11 (H: 7-3, A: 3-7, N: 0-1)

1/9/1980	A	75	89	L
2/18/1981	H	64	53	W
1/8/1983	H	71	67	W
2/26/1983	A	72	79	L-OT
1/5/1984	A	69	74	L
3/3/1984	H	69	74	L
3/7/1984	N	57	71	L-A10
2/4/1985	H	59	64	L
3/2/1985	A	57	72	L
1/18/1986	H	68	87	L
2/15/1986	A	65	66	L-2OT
1/25/1987	A	78	57	W
2/14/1987	H	60	40	W
1/23/1988	A	58	66	L
2/6/1988	H	64	62	W
1/24/1989	A	93	94	L
2/18/1989	H	95	58	W
1/13/1990	H	93	61	W
1/23/1990	A	73	59	W
1/8/1991	A	89	54	W
2/6/1991	H	78	51	W

ST. FRANCIS BROOKLYN

Record: 3-0 (H: 2-0, A: 0-0, N: 1-0)

12/6/1991	N	61	51	W
12/20/2003	H	68	64	W
11/18/2021	H	74	59	W

ST. FRANCIS (PA.)

Record: 9-2 (H: 7-1, A: 1-1, N: 1-0)

12/29/1972	N	84	64	W
1/25/1975	H	94	74	W
1/11/1976	A	79	68	W
12/21/1976	H	87	80	W
1/22/1978	A	68	72	L
12/13/1978	H	63	68	L-OT
12/28/2002	H	74	55	W
11/26/2003	H	67	58	W
12/18/2005	H	88	74	W
11/12/2007	H	74	64	W
11/9/2012	H	65	58	W

ST. JOHN'S

Record: 2-1 (H: 0-0, A: 0-1, N: 2-0)

12/15/1911	A	17	25	L
11/29/2013	N	89	82	W-OT
12/18/2016	N	92	76	W

ST. JOSEPH'S (PA.)

Record: 14-10 (H: 8-3, A: 6-6, N: 0-1)

12/14/1982	A	78	69	W
1/28/1984	A	63	75	L
2/4/1984	H	72	80	L
1/26/1985	H	60	84	L

2/2/1985	A	53	72	L
1/4/1986	A	42	72	L
1/30/1986	H	59	54	W
2/27/1986	A	51	59	L-A10
1/31/1987	H	95	82	W
2/25/1987	A	83	67	W
3/1/1987	H	78	81	L-A10
1/30/1988	A	61	59	W
2/21/1988	H	76	52	W
3/7/1988	N	78	85	L
1/7/1989	A	78	67	W
1/26/1989	H	80	78	W
2/3/1990	H	92	70	W
2/11/1990	A	61	53	W
2/9/1991	H	84	68	W
2/21/1991	A	71	67	W
11/25/2006	H	65	61	W
12/1/2007	A	67	79	L
11/16/2010	H	66	57	W
11/26/2011	A	47	65	L

ST. MARY'S (MD.)

Record: 1-0 (H: 1-0, A: 0-0, N: 0-0)

12/22/1987	H	97	60	W
------------	---	----	----	---

ST. MARY'S (CALIF.)

Record: 0-1 (H: 0-0, A: 0-0, N: 0-1)

12/9/1988	N	52	76	L
-----------	---	----	----	---

ST. THOMAS

Record: 0-1 (H: 0-1, A: 0-0, N: 0-0)

2/13/1935	H	37	39	L
-----------	---	----	----	---

SAN FRANCISCO

Record: 0-1 (H: 0-0, A: 0-0, N: 0-1)

3/12/1966	N	77	89	L-NIT
-----------	---	----	----	-------

SANTA CLARA

Record: 1-0 (H: 0-0, A: 0-0, N: 1-0)

12/29/1995	N	70	49	W
------------	---	----	----	---

SEATTLE

Record: 0-1 (H: 0-0, A: 0-0, N: 0-1)

12/14/1973	N	60	62	L
------------	---	----	----	---

SETON HALL

Record: 5-2 (H: 4-1, A: 1-1, N: 0-0)

1/7/1970	H	61	52	W
1/9/1971	H	77	76	W-OT
1/8/1972	H	76	68	W
1/6/1973	A	71	57	W
12/9/2006	A	59	69	L
12/8/2007	H	89	86	W-OT
12/6/2021	A	92	98	W

SIENA

Record: 1-1 (H: 1-0, A: 0-1, N: 0-0)

3/20/2000	H	105	103	W-NIT
3/24/2014	A	52	54	L-CBI

SOUTH CAROLINA

Record: 1-2 (H: 1-0, A: 0-1, N: 0-1)

2/4/1981	A	60	70	L
2/15/1982	H	62	60	W
11/22/2007	N	67	74	L

SERIES GAME-BY-GAME

SOUTH CAROLINA STATE

Record: 0-1 (H: 0-0, A: 0-0, N: 0-1)

11/16/2004 N 43 63 L

SOUTH FLORIDA

Record: 2-3 (H: 1-0, A: 0-2, N: 1-1)

12/18/1976 N 62 66 L

1/13/1982 H 63 56 W

12/20/1982 A 70 78 L

12/29/1990 A 56 60 L

11/20/2011 N 53 49 W

SOUTHEASTERN LOUISIANA

Record: 0-1 (H: 0-1, A: 0-0, N: 0-0)

12/16/2006 H 66 69 L

SOUTHERN CALIFORNIA

Record: 2-0 (H: 0-0, A: 0-0, N: 2-0)

3/20/1954 N 70 61 W-NCAA

11/23/2014 N 63 61 W

SOUTHERN ILLINOIS

Record: 0-1 (H: 0-0, A: 0-0, N: 0-1)

12/29/1988 N 76 80 L-OT

SOUTHERN METHODIST

Record: 2-1 (H: 1-0, A: 0-0, N: 1-1)

12/6/1980 H 72 50 W

12/11/1981 N 65 53 W

12/18/1982 N 68 75 L

SOUTHSIDE

Record: 1-0 (H: 0-0, A: 1-0, N: 0-0)

3/3/1906 A 26 46 W

STONY BROOK

Record: 0-1 (H: 0-1, A: 0-0, N: 0-0)

11/17/2006 H 51 59 L

SUSQUEHANNA

Record: 24-0 (H: 21-0, A: 3-0, N: 0-0)

2/15/1904 A 34 7 W

1/29/1906 H 49 23 W

12/9/1910 H 41 9 W

2/17/1911 A 35 21 W

1/25/1919 H 86 12 W

1/22/1921 H 47 13 W

1/5/1924 H 58 13 W

1/17/1925 H 52 17 W

1/16/1926 H 75 18 W

1/15/1927 H 50 15 W

1/4/1933 H 43 24 W

1/4/1934 H 47 20 W

1/9/1937 H 52 19 W

1/8/1938 H 44 24 W

12/10/1938 H 45 22 W

12/6/1939 H 52 23 W

12/18/1940 H 55 18 W

12/4/1941 H 47 18 W

12/9/1942 H 58 28 W

12/15/1943 H 45 25 W

12/13/1944 H 53 12 W

12/5/1945 H 68 33 W

12/4/1946 A 57 33 W

12/7/1949 H 74 44 W

SWATHMORE

Record: 10-9 (H: 5-1, A: 5-8, N: 0-0)

2/23/1905 A 15 26 L

2/12/1907 A 15 26 L

2/22/1907 H 22 20 W

2/15/1908 A 38 27 W

2/20/1908 H 36 22 W

2/19/1909 H 20 25 L

2/24/1909 A 19 25 L

2/18/1910 H 20 17 W

2/19/1910 A 20 26 L

2/16/1911 A 25 37 L

2/23/1912 A 20 22 L

2/14/1913 A 26 29 L

2/20/1914 A 38 26 W

2/18/1915 A 42 30 W

3/2/1916 A 23 28 L

3/2/1917 A 33 22 W

2/6/1920 A 25 23 W

3/5/1921 H 34 11 W

3/3/1923 H 41 25 W

SYRACUSE

Record: 44-62 (H: 34-16, A: 9-44, N: 1-2)

1/6/1917 H 22 21 W

1/31/1918 A 24 34 L

1/6/1923 H 32 15 W

2/23/1923 A 44 14 W

3/4/1924 A 25 22 W

3/15/1924 H 37 22 W

2/25/1925 H 24 22 W

3/14/1925 A 27 38 L

2/24/1926 H 37 31 W

3/6/1926 A 12 29 L

3/5/1927 A 21 48 L

1/7/1928 H 26 27 L

2/25/1928 A 14 28 L

2/23/1929 H 35 26 W

3/1/1929 A 23 26 L

2/20/1930 H 26 44 L

3/1/1930 A 26 44 L

1/20/1931 H 33 50 L

2/28/1931 A 29 47 L

1/30/1932 H 41 33 W

2/27/1932 A 33 41 L

3/4/1933 A 29 44 L

2/24/1934 H 23 31 L

3/2/1935 A 34 47 L

1/15/1936 H 34 33 W

2/27/1937 A 26 39 L

2/26/1938 H 38 32 W

12/14/1938 H 33 19 W

12/31/1938 A 24 43 L

1/17/1940 H 24 27 L

2/17/1940 A 29 34 L

1/15/1941 A 44 25 W

2/15/1941 A 27 39 L

12/17/1941 H 37 29 W

2/14/1942 A 37 36 W-OT

1/13/1943 H 42 28 W

1/10/1948 A 43 49 L

2/7/1948 H 40 35 W

2/5/1949 H 63 47 W

2/26/1949 A 47 49 L

1/28/1950 H 67 61 W

2/25/1950 A 44 46 L

12/9/1950 H 59 61 L

2/24/1951 A 46 50 L

1/10/1952 H 61 57 W

2/23/1952 A 72 76 L-2OT

1/7/1953 H 71 62 W

2/21/1953 A 78 74 W

1/6/1954 H 77 63 W

2/20/1954 A 69 71 L

1/12/1955 H 107 85 W

2/19/1955 A 60 83 L

1/11/1956 H 64 71 L

2/17/1956 A 66 75 L

1/16/1957 H 45 75 L

2/23/1957 A 55 66 L

2/12/1958 H 66 60 W

2/21/1958 A 31 45 L

2/7/1959 H 81 72 W

2/21/1959 A 75 90 L

12/15/1959 H 80 75 W

2/20/1960 A 60 61 L

12/20/1960 A 77 58 W

2/18/1961 A 61 63 L

12/8/1961 A 77 60 W

12/19/1961 H 53 44 W

12/8/1962 H 67 54 W

1/12/1963 A 59 49 W

12/14/1963 H 95 76 W

1/17/1964 A 82 84 L

12/5/1964 H 81 59 W

2/20/1965 A 70 62 W

12/16/1965 A 79 103 L

2/28/1966 H 80 79 W

12/16/1966 A 72 77 L

2/1/1967 H 73 90 L

12/15/1967 A 89 90 L-OT

12/27/1967 N 73 83 L

2/7/1968 H 79 76 W

12/18/1968 A 51 71 L

1/29/1969 H 64 58 W

12/19/1969 A 69 80 L

2/4/1970 H 103 95 W

12/17/1970 A 81 92 L

2/3/1971 H 64 68 L

12/15/1971 A 70 73 L

12/29/1972 N 77 92 L

2/2/1972 H 81 76 W-OT

12/20/1972 A 62 73 L

1/31/1973 H 72 68 W

12/19/1973 A 55 59 L

1/30/1974 H 61 55 W

12/17/1974 A 71 75 L

1/29/1975 H 88 84 W

12/19/1975 A 82 90 L

2/11/1976 H 93 100 L

12/13/1976 A 63 101 L

1/12/1977 H 66 82 L

12/16/1977 A 45 81 L

SERIES GAME-BY-GAME

1/11/1978	H	77	83	L
12/16/1978	H	50	67	L
1/10/1979	A	70	85	L
12/15/1979	H	72	85	L
12/16/1980	A	63	77	L
1/25/1982	H	68	69	L
11/29/2019	N	85	64	W

TEMPLE

Record: 33-60 (H: 23-21, A: 9-34, N: 1-5)

1/28/1928	H	57	27	W
2/15/1933	H	33	43	L
1/9/1935	H	33	35	L-OT
2/11/1936	A	33	39	L
2/19/1936	H	23	31	L
2/12/1937	A	23	42	L
2/20/1937	H	26	28	L
2/4/1938	A	30	37	L
2/8/1938	H	39	49	L
1/21/1939	A	29	31	L
3/8/1939	H	35	32	W
2/22/1940	A	33	31	W
3/6/1940	H	46	36	W
2/8/1941	A	43	25	W
1/31/1942	A	41	33	W
2/11/1942	H	46	33	W
1/9/1943	A	38	29	W
2/24/1943	H	46	33	W
1/8/1944	A	38	45	L
2/23/1944	H	30	31	L
2/14/1945	H	60	63	L-5OT
2/24/1945	A	28	39	L
1/9/1946	H	46	34	W
2/16/1946	A	38	54	L
1/8/1947	H	62	42	W
2/8/1947	A	37	38	L
2/21/1948	A	44	55	L
3/6/1948	H	64	62	W
2/12/1949	A	48	56	L
3/2/1949	H	52	41	W
2/22/1950	H	66	61	W
3/7/1953	A	54	56	L
3/6/1954	H	67	52	W
1/29/1955	A	84	80	W-2OT
2/10/1956	A	58	77	L
1/9/1957	H	62	53	W
1/8/1958	A	45	64	L
2/3/1959	H	70	36	W
12/28/1959	N	50	60	L
3/4/1960	A	68	79	L
2/28/1961	H	63	56	W
2/28/1962	A	60	75	L
1/5/1963	H	78	51	W
2/1/1964	A	79	65	W
12/16/1964	A	73	63	W
1/29/1966	H	79	73	W
1/11/1967	A	59	63	L
1/31/1968	H	81	68	W
2/12/1969	A	50	70	L
1/15/1970	H	65	57	W
2/10/1971	A	58	61	L

2/7/1972	H	66	68	L
2/7/1973	A	64	49	W
2/6/1974	H	48	50	L
2/12/1975	A	53	62	L
2/4/1976	H	76	77	L
2/9/1977	A	66	86	L
2/8/1978	H	64	74	L
2/7/1979	A	43	54	L
12/19/1979	H	48	74	L
1/6/1981	A	39	43	L
1/27/1982	H	53	50	W
1/26/1983	A	87	79	W
1/7/1984	A	75	87	L
3/1/1984	H	66	69	L
1/5/1985	H	49	65	L
2/26/1985	A	51	57	L
1/23/1986	A	36	76	L
2/22/1986	H	46	61	L
1/15/1987	A	49	66	L
2/9/1987	H	70	73	L-OT
1/18/1988	H	44	59	L
2/16/1988	A	49	50	L
12/26/1988	A	48	50	L
1/19/1989	H	65	76	L
12/9/1989	H	61	59	W
2/13/1990	A	53	61	L
12/18/1990	A	63	67	L
2/13/1991	H	59	69	L
3/4/1991	N	52	50	W-A10
2/9/1992	N	72	73	L-2OT
12/23/1992	N	61	70	L
12/1/1998	H	65	64	W
12/22/1999	A	51	66	L
12/9/2000	H	66	60	W
3/18/2001	N	72	84	L-NCAA
12/1/2001	A	63	75	L
12/11/2002	H	63	65	L
12/13/2003	A	56	67	L
12/6/2008	H	59	65	L
12/5/2009	A	42	45	L
3/17/2011	N	64	66	L-NCAA
3/14/2018	H	63	57	W-NIT

TENNESSEE

Record: 2-1 (H: 1-0, A: 1-1, N: 0-0)

12/17/1971	A	55	57	L
12/2/1995	A	69	57	W
12/7/1996	H	42	41	W-OT

TENNESSEE-CHATTANOOGA

Record: 2-0 (H: 1-0, A: 1-0, N: 0-0)

12/17/1995	H	81	48	W
12/3/1996	A	73	63	W

TENNESSEE TECH

Record: 1-0 (H: 0-0, A: 1-0, N: 0-0)

12/30/1980	A	69	46	W
------------	---	----	----	---

TEXAS A&M

Record: 0-4 (H: 0-1, A: 0-1, N: 0-2)

12/28/1972	N	55	62	L
1/2/2005	H	60	62	L
12/3/2005	A	55	60	L
11/21/2017	N	87	98	L

TEXAS-ARLINGTON

Record: 1-0 (H: 0-0, A: 0-0, N: 1-0)

12/10/1988	N	67	63	W
------------	---	----	----	---

TEXAS CHRISTIAN

Record: 1-0 (H: 0-0, A: 0-0, N: 1-0)

12/29/1981	N	54	49	W
------------	---	----	----	---

TEXAS-EL PASO

Record: 0-1 (H: 0-0, A: 0-1, N: 0-0)

12/27/1997	A	60	79	L
------------	---	----	----	---

TEXAS STATE

Record: 1-0 (H: 0-0, A: 0-0, N: 1-0)

12/22/1989	N	62	37	W
------------	---	----	----	---

TEXAS TECH

Record: 1-1 (H: 0-0, A: 0-0, N: 1-1)

12/29/1979	N	47	46	W
12/28/1994	N	61	67	L

TOLEDO

Record: 5-1 (H: 1-0, A: 1-1, N: 3-0)

3/9/1954	N	62	50	W-NCAA
12/28/1954	N	71	53	W
12/28/1955	N	78	66	W
12/30/1963	A	65	81	L
1/27/1992	H	70	52	W
12/28/1992	A	69	60	W

TOWSON

Record: 1-0 (H: 0-0, A: 0-0, N: 1-0)

11/29/2008	N	78	54	W
------------	---	----	----	---

TULANE

Record: 0-2 (H: 0-0, A: 0-0, N: 0-2)

12/22/1978	N	50	54	L
11/20/2009	N	60	63	L

UCLA

Record: 1-0 (H: 0-0, A: 0-0, N: 1-0)

3/15/1991	N	74	69	W-NCAA
-----------	---	----	----	--------

UMBC

Record: 4-0 (H: 3-0, A: 1-0, N: 0-0)

2/1/1992	H	93	59	W
2/17/1992	A	81	77	W
12/8/2009	H	58	42	W
12/29/2018	H	74	52	W

UNC GREENSBORO

Record: 1-0 (H: 1-0, A: 0-0, N: 0-0)

11/13/2006	H	69	56	W
------------	---	----	----	---

UNC WILMINGTON

Record: 0-1 (H: 0-0, A: 0-0, N: 0-1)

11/19/2009	N	69	80	L
------------	---	----	----	---

USAAC

Record: 1-0 (H: 1-0, A: 0-0, N: 0-0)

12/15/1917	H	40	26	W
------------	---	----	----	---

SERIES GAME-BY-GAME

URSINUS			
Record: 5-0 (H: 5-0, A: 0-0, N: 0-0)			
3/2/1927	H	42	23 W
2/18/1928	H	45	39 W
1/4/1979	H	85	59 W
1/3/1980	H	87	55 W
11/28/1980	H	101	68 W

UTAH			
Record: 2-0 (H: 0-0, A: 0-0, N: 2-0)			
12/28/1971	N	80	69 W
3/29/2018	N	82	66 W-NIT

VALPARAISO			
Record: 1-1 (H: 0-0, A: 0-0, N: 1-1)			
12/29/1985	N	52	40 W
12/28/2004	N	56	69 L

VANDERBILT			
Record: 1-2 (H: 1-0, A: 0-1, N: 0-1)			
3/26/1990	N	62	75 L-NIT
11/26/1993	A	60	83 L
12/3/1994	H	95	73 W

VCU			
Record: 1-0 (H: 1-0, A: 0-0, N: 0-0)			
12/2/2020	H	72	69 W

VERMONT			
Record: 8-0 (H: 6-0, A: 2-0, N: 0-0)			
12/3/1978	H	78	53 W
2/4/1980	A	53	40 W
12/13/1986	A	94	74 W
12/11/1987	H	83	66 W
12/1/1988	H	80	69 W
11/30/1989	H	82	57 W
11/29/1993	H	80	72 W
11/27/1995	H	99	61 W

VILLANOVA			
Record: 1-7 (H: 1-2, A: 0-4, N: 0-1)			
1/22/1977	H	65	78 L
1/25/1978	A	76	89 L
3/2/1978	N	65	73 L-E8T
2/4/1979	H	34	36 L
2/2/1980	A	53	98 L
3/20/1989	A	67	76 L
12/5/1998	H	70	53 W
12/11/1999	A	61	73 L

VIRGINIA			
Record: 3-5 (H: 2-1, A: 1-3, N: 0-1)			
2/16/1972	H	86	74 W
2/17/1973	A	74	85 L
12/5/1973	H	93	68 W
1/15/1975	A	50	73 L
12/9/1975	H	66	79 L
11/16/1978	A	58	83 L
12/27/1984	N	54	66 L
11/30/2009	A	69	66 W

VMI			
Record: 5-1 (H: 5-0, A: 0-1, N: 0-0)			
11/30/1995	H	99	73 W
12/14/1997	A	68	71 L
11/16/1998	H	90	66 W
12/30/2006	H	129	111 W
11/14/2015	H	62	50 W
11/28/2021	H	86	65 W

VIRGINIA TECH			
Record: 4-6 (H: 3-3, A: 1-2, N: 0-1)			
2/12/1921	H	23	29 L
12/28/1966	N	65	67 L
12/7/1977	H	75	84 L
1/13/1979	A	68	83 L
11/28/2007	H	66	61 W
12/12/2009	H	64	66 L
12/12/2010	A	69	79 L
12/3/2014	H	61	58 W
11/27/2018	H	63	62 W
12/8/2020	A	75	55 W

WAGNER			
Record: 5-0 (H: 5-0, A: 0-0, N: 0-0)			
12/21/1985	H	88	78 W
12/18/2000	H	100	91 W
11/9/2013	H	74	62 W
11/8/2019	H	91	64 W
12/8/2021	H	74	54 W

WAKE FOREST			
Record: 2-1 (H: 1-0, A: 0-0, N: 1-1)			
12/10/1960	N	78	84 L
12/30/1989	N	67	63 W
12/4/2019	H	76	54 W

WAYNESBURG			
Record: 1-1 (H: 1-1, A: 0-0, N: 0-0)			
1/7/1931	H	24	31 L
1/16/1932	H	37	33 W

WAYNE STATE			
Record: 0-1 (H: 0-0, A: 0-0, N: 0-1)			
12/27/1954	N	66	71 L

WASHINGTON & JEFFERSON			
Record: 20-7 (H: 16-4, A: 4-3, N: 0-0)			

1/21/1914	A	23	28 L
1/15/1915	A	28	24 W
2/8/1915	H	32	19 W
1/24/1920	H	43	25 W
1/15/1921	H	53	14 W
2/5/1921	A	26	23 W
2/4/1922	A	23	26 L
3/11/1922	H	32	15 W
2/10/1927	H	39	30 W
2/9/1929	H	38	33 W
1/21/1933	H	47	21 W
1/20/1934	H	28	11 W
1/19/1935	H	38	15 W
12/2/1939	H	26	35 L
12/7/1940	H	30	31 L
12/6/1941	H	33	31 W

12/5/1942	H	34	29 W
12/18/1943	H	41	34 W
12/14/1946	H	46	48 L
12/13/1947	H	63	49 W
12/18/1948	H	40	38 W
1/14/1950	A	51	50 W
12/16/1950	H	52	55 L
12/15/1951	A	46	49 L
12/13/1952	H	62	50 W
12/5/1953	H	66	41 W
2/12/1955	A	90	71 W

WESTERN CAROLINA			
Record: 1-0 (H: 0-0, A: 0-0, N: 1-0)			
11/15/2004	N	78	63 W

WESTERN KENTUCKY			
Record: 0-1 (H: 0-0, A: 0-0, N: 0-1)			
12/31/1952	N	78	91 L

WESTERN MARYLAND			
Record: 7-0 (H: 7-0, A: 0-0, N: 0-0)			

1/4/1928	H	49	20 W
1/20/1929	H	46	19 W
1/9/1930	H	45	19 W
2/7/1931	H	40	22 W
1/9/1932	H	47	21 W
1/14/1933	H	44	15 W
1/16/1935	H	43	25 W

WESTERN MICHIGAN			
Record: 1-0 (H: 0-0, A: 0-0, N: 1-0)			
12/27/1966	N	97	92 W-OT

WESTERN RESERVE			
Record: 2-0 (H: 1-0, A: 1-0, N: 0-0)			
1/1/1938	A	42	34 W
1/4/1939	H	36	24 W

WESTINGHOUSE CLUB			
Record: 5-0 (H: 0-0, A: 5-0, N: 0-0)			

1/16/1913	A	46	16 W
1/19/1914	A	41	27 W
1/14/1915	A	33	20 W
2/4/1916	A	32	25 W
2/2/1917	A	37	18 W

WESTMINSTER			
Record: 2-1 (H: 2-0, A: 0-1, N: 0-0)			
2/9/1903	A	18	28 L
1/31/1981	H	65	47 W
2/22/1982	H	64	50 W

WEST VIRGINIA			
Record: 53-66 (H: 33-24, A: 17-41, N: 3-1)			
3/6/1906	A	13	16 L
3/1/1918	A	35	26 W
2/27/1910	A	34	27 W
1/17/1921	H	52	14 W
1/18/1930	A	40	39 W
2/14/1931	H	37	27 W
2/20/1932	H	33	42 L
2/18/1933	H	44	34 W
2/17/1934	A	18	45 L

SERIES GAME-BY-GAME

2/8/1936	H	35	40	L
2/22/1936	A	31	54	L
1/19/1937	H	28	21	W
2/17/1937	A	31	36	L
1/15/1938	H	33	29	W
2/19/1938	A	44	41	W-OT
2/15/1939	A	46	43	W-3OT
2/22/1939	H	54	40	W
2/7/1940	H	32	23	W
2/28/1940	A	55	51	W-OT
2/5/1941	H	29	35	L
1/16/1942	A	33	58	L
2/25/1942	H	44	30	W
1/30/1943	A	27	32	L
2/10/1943	H	55	40	W
12/16/1944	A	34	39	L
1/17/1945	H	53	27	W
12/8/1945	A	41	42	L-OT
1/16/1946	H	45	48	L
12/18/1946	A	37	40	L
2/22/1947	H	51	55	L
1/14/1948	N	50	46	W
2/4/1948	A	32	60	L
2/2/1949	A	28	52	L
2/9/1949	H	47	49	L
12/29/1949	N	46	41	W
2/15/1950	H	82	56	W
3/1/1950	A	56	59	L
2/10/1951	H	76	60	W
2/28/1951	A	68	72	L
2/2/1952	A	61	60	W
2/27/1952	H	84	65	W
1/14/1953	A	72	82	L
2/25/1953	H	77	57	W
1/13/1954	A	74	66	W
2/6/1954	H	85	68	W
2/2/1955	A	77	68	W-OT
2/9/1955	H	84	58	W
1/13/1956	A	79	81	L
2/8/1956	H	73	76	L
12/12/1956	A	66	81	L
2/16/1957	H	80	65	W
12/11/1957	A	50	84	L
2/15/1958	H	71	74	L
12/6/1958	A	63	78	L
1/8/1959	H	81	89	L-OT
12/12/1959	A	74	104	L
1/9/1960	H	73	75	L
2/14/1961	H	78	80	L
2/21/1961	A	68	71	L
12/16/1961	H	67	79	L
2/20/1962	A	60	79	L
1/16/1963	A	73	89	L
2/20/1963	H	82	83	L
1/15/1964	A	63	84	L
2/19/1964	H	86	76	W
1/16/1965	A	80	79	W
2/3/1965	H	89	72	W
1/15/1966	A	64	73	L
2/16/1966	H	108	81	W
1/21/1967	H	102	99	W
2/14/1967	A	67	83	L

1/20/1968	H	66	88	L
1/24/1968	A	63	77	L
1/22/1969	H	64	62	W
2/19/1969	A	81	67	W
1/21/1970	H	81	69	W
2/18/1970	A	57	58	L
1/20/1971	H	62	71	L
2/24/1971	A	89	101	L
1/15/1972	H	77	64	W
2/23/1972	A	80	79	W
1/13/1973	H	77	62	W
2/19/1973	A	62	59	W-OT
1/12/1974	A	71	55	W
2/20/1974	H	83	63	W
1/11/1975	H	59	63	L
2/19/1975	A	66	65	W
1/24/1976	H	64	69	L
2/18/1976	A	87	103	L
1/8/1977	A	72	92	L
2/16/1977	H	81	69	W
1/30/1978	A	68	78	L
2/15/1978	H	76	75	W
12/9/1978	A	47	56	L
1/17/1979	H	53	72	L
12/8/1979	H	68	66	W-OT
1/16/1980	A	75	71	W
1/21/1981	H	52	55	L
1/18/1982	A	68	75	L
1/13/1983	H	79	74	W
2/16/1983	A	84	101	L
3/9/1983	N	72	82	L-A10
1/26/1984	A	80	92	L
2/18/1984	H	59	70	L
1/24/1985	H	56	69	L
2/16/1985	A	65	75	L
1/13/1986	H	53	63	L
2/6/1986	A	46	61	L
1/28/1987	A	52	75	L
2/7/1987	H	61	77	L
1/2/1988	A	51	64	L
2/11/1988	H	63	61	W-OT
2/11/1989	A	67	100	L
3/1/1989	H	61	71	L
3/6/1989	N	86	64	W-A10
2/22/1990	H	64	61	W
2/25/1990	A	71	79	L-OT
1/10/1991	H	90	88	W
1/31/1991	A	66	63	W

WEST VIRGINIA WESLEYAN

Record: 1-0 (H: 1-0, A: 0-0, N: 0-0)

1/17/1914	H	32	21	W
-----------	---	----	----	---

WHEATON

Record: 1-0 (H: 1-0, A: 0-0, N: 0-0)

1/2/1935	H	53	36	W
----------	---	----	----	---

WIDENER

Record: 1-0 (H: 1-0, A: 0-0, N: 0-0)

12/5/1982	H	71	52	W
-----------	---	----	----	---

WILLIAM & MARY

Record: 1-1 (H: 1-1, A: 0-0, N: 0-0)

3/7/1914	H	19	21	L
11/14/2008	H	65	51	W

WILLIAMSPORT YMCA

Record: 7-3-1 (H: 5-0, A: 2-3-1, N: 0-0)

3/2/1899	A	13	17	L
2/14/1900	H	27	7	W
3/2/1900	A	4	3	W
2/19/1901	H	17	6	W
3/15/1901	A	7	13	L
2/27/1902	A	19	9	W
3/7/1902	H	17	12	W
3/6/1903	A	13	13	T
3/19/1903	H	13	9	W
2/12/1904	A	10	16	L
3/14/1904	H	33	16	W

WISCONSIN

Record: 11-42 (H: 8-18, A: 2-22, N: 1-2)

1/30/1993	H	68	75	L
3/3/1993	A	62	58	W
1/6/1994	H	56	71	L
2/9/1994	A	64	77	L
1/26/1995	A	78	67	W
2/18/1995	H	74	67	W
1/7/1996	H	79	50	W
3/6/1996	A	52	54	L
1/18/1997	A	45	64	L
2/18/1997	H	45	49	L
1/14/1998	A	57	76	L
2/14/1998	H	75	69	W
3/5/1998	N	51	52	L-BTT
1/13/1999	H	58	61	L
2/13/1999	A	63	73	L
1/19/2000	H	76	61	W
1/27/2001	A	58	63	L
1/9/2002	H	51	49	W
1/26/2002	A	63	66	L
2/1/2003	A	55	86	L
2/19/2003	H	58	57	W
2/25/2004	A	45	68	L
1/29/2005	H	50	76	L
1/25/2006	A	43	72	L
2/11/2006	H	62	82	L
2/7/2007	H	58	71	L
2/17/2007	A	49	75	L
1/15/2008	H	55	80	L
3/5/2008	A	41	77	L
1/3/2009	A	61	65	L
2/8/2009	H	44	54	L
1/3/2010	H	46	63	L
1/24/2010	A	71	79	L-OT
1/29/2011	H	56	52	W
2/20/2011	A	66	76	L
3/11/2011	N	36	33	W-BTT
1/31/2012	H	46	52	L
2/19/2012	A	55	65	L
1/3/2013	A	51	60	L
3/10/2013	H	60	63	L
3/2/2014	H	66	71	L

SERIES GAME-BY-GAME

12/31/2014	A	72	89	L
2/18/2015	H	47	55	L
1/21/2016	H	60	66	L
1/24/2017	A	55	82	L
12/4/2017	H	63	64	L
1/6/2019	H	52	71	L
3/2/2019	A	57	61	L
1/11/2020	H	49	58	L
1/30/2021	H	81	71	W
2/2/2021	A	56	72	L
3/11/2021	N	74	75	L
2/5/2022	A	49	51	L

WRIGHT STATE

Record: 2-0 (H: 1-0, A: 0-0, N: 1-0)

12/3/2016	H	72	50	W
11/20/2018	N	77	59	W

WYOMING SEMINARY

Record: 7-0 (H: 6-0, A: 1-0, N: 0-0)

2/13/1904	A	39	22	W
2/2/1905	H	33	16	W
1/16/1906	H	53	15	W
1/11/1907	H	66	23	W
1/11/1908	H	40	11	W
1/15/1909	H	38	16	W
1/14/1910	H	54	17	W

YALE

Record: 3-4 (H: 1-2, A: 1-2, N: 1-0)

3/5/1921	A	20	23	L
3/9/1937	A	31	33	L
12/30/1987	N	69	50	W
1/23/2001	A	90	75	W
11/18/2001	H	74	87	L
12/1/2002	H	68	84	L
11/23/2019	H	58	56	W

YOUNGSTOWN STATE

Record: 2-0 (H: 2-0, A: 0-0, N: 0-0)

11/23/2011	H	82	71	W
11/10/2021	H	75	59	W

YEAR-BY-YEAR RECORD

► **Seasons Played:** 126 (127 in 22-23)

► **First Season:** 1897

► **All-Time Record:** 1,522 - 1,228

► **First B1G Season:** 1992-93

► **Big Ten Record:** 173-354 (30 years)

► **Postseason Appearances:** 21

NCAA: 9 (last 2011)

NCAA Final Four: 1 (1954)

NCAA Record: 9-11

NCAA Years: 1942, 1952, 1954,

1955, 1965, 1991, 1996, 2001, 2011

NIT: 11 (last 2018)

NIT Championship: 2 (2018, 2009)

NIT Semis: 6

(1990, '95, '98, '00, '09, 18)

NIT Record: 27-9

NIT Years: 1966, 1980, 1989, 1990,

1992, 1995, 1998, 2000, 2006,

2009, 2018

CBI: 1, 2014

► **Head Coaches:** 14

Burke Hermann: 1916-17, 1920-32

Hugo Bezdek: 1919

Earl Leslie: 1933-36

John Lawther: 1937-49

Elmer Gross: 1950-54

John Egli: 1955-68

John Bach: 1969-78

Dick Harter: 1979-83

Bruce Parkhill: 1984-95

Jerry Dunn: 1996-2003

Ed DeChellis: 2004-11

Patrick Chambers: 2012-20

Jim Ferry (Interim): 2020-21

Micah Shrewsbury: 2021-present

► **Facilities:** 3

The Armory: 1887-1929, 32 seasons

Rec Hall: 1929-96, 68 1/2 seasons

Bryce Jordan Center: 1996-present,
26 1/2 seasons

► **All-Americans:** 4

Jesse Arnelle, F: 1st team, 1954

Jesse Arnelle, F: 2nd team, 1955

John Barr, G: 3rd team, 1941

Jesse Arnelle, F: 3rd team, 1952

► **All-Big Ten Selections:** 18 players

First Team: 14 selections (8 players)

Second Team: 19 selections

Third Team: 20 selections

► **Conference Affiliations:** 5

Eastern Intercollegiate Conference:

1936-39 (4 years)

Eastern Collegiate Basketball League:

1976 (1 year)

Eastern Eight: 1977-79 (3 years)

Atlantic 10: 1983-91 (9 years)

Big Ten: 1993-present

YEAR-BY-YEAR RECORDS

Season	Overall			PS Pts	Opp Pts	Conf.		Conf. Finish	Postseason	Head Coach
	W	L	T			W	L			
1897	1	1		14	31					None
1898	2	1		43	27					None
1899	2	3		56	75					None
1900	7	1		132	71					None
1901	5	1		172	37					None
1902	9	2		406	167					None
1903*	3	5	1	204	162					None
1904	5	4		257	159					None
1905	6	2		232	169					None
1906	6	4		341	196					None
1907	5	6		321	274					None
1908	10	4		413	265					None
1909	7	6		391	310					None
1910	8	6		425	305					None
1911	9	4		372	232					None
1912	8	5		373	285					None
1913	8	3		359	245					None
1914	8	4		399	297					None
1915	10	3		470	353					None
1916	8	3		350	279					Burke Hermann
1917	12	2		487	375					Burke Hermann
1918	12	1		534	358					None
1919	11	2		532	300					Hugo Bezdek
1920	12	1		546	249					Burke Hermann
1921	14	2		643	312					Burke Hermann
1922	9	5		452	300					Burke Hermann
1923	13	1		557	302					Burke Hermann
1924	13	2		563	302					Burke Hermann
1925	12	2		521	335					Burke Hermann
1926	7	7		468	410					Burke Hermann
1927	14	4		653	510					Burke Hermann
1928	10	5		552	437					Burke Hermann
1929	10	9		624	570					Burke Hermann
1930	5	9		432	488					Burke Hermann
1931	3	12		457	533					Burke Hermann
1932	6	9		535	509					Burke Hermann
1933	7	4		407	350					Earl Leslie
1934	8	4		408	315					Earl Leslie
1935	8	9		618	592					Earl Leslie
1936	6	11		568	634	0	10			Earl Leslie
1937	10	7		549	483	6	4			John Lawther
1938	13	5		674	553	6	4			John Lawther
1939	13	10		790	693	5	5			John Lawther
1940	15	8		875	666					John Lawther
1941	15	5		779	539					John Lawther
1942	18	3		856	656			NCAA		John Lawther
1943	15	4		803	597					John Lawther
1944	8	7		547	511					John Lawther
1945	10	7		731	599					John Lawther

YEAR-BY-YEAR RECORD

HEAD COACHES

NO COACH | 1897-15, '18

YRS	GMS	W	L	T	PCT.
20	195	131	66	1	66.4

BURKE HERMANN | 1916-17, '20-32

YRS	GMS	W	L	PCT.
15	222	148	73	66.7

NOTES: Penn State captain (1910), four-year letterman, lettered in football (1911)

HUGO BEZDEK | 1919

YRS	GMS	W	L	PCT.
1	13	11	2	84.6

NOTES: Penn State football coach (1918-29), athletic director (1918-36), AA fullback, Hall of Fame

EARL LESLIE | 1933-36

YRS	GMS	W	L	PCT.
4	57	29	28	50.9

NOTES: Football letterman at Oregon (1919-21), Pacific Coast Conference first team (1920)

JOHN LAWTHER | 1937-49

YRS	GMS	W	L	PCT.
13	243	150	93	61.7

NOTES: 1942 NCAA, NAIA Hall of Fame, Helms Foundation Hall of Fame, architect of sliding zone

ELMER GROSS | 1950-54

YRS	GMS	W	L	PCT.
5	120	80	40	66.7

NOTES: 1952 NCAA, 1954 NCAA Final Four (No. 9 in AP), first NCAA tourney player and coach

JOHN EGLI | 1955-68

YRS	GMS	W	L	PCT.
14	322	187	135	58.1

NOTES: 1955 NCAA, 1965 NCAA, 1966 NIT, Penn State captain (1943), All-NCAA East Regional (1942)

JOHN BACH | 1969-78

YRS	GMS	W	L	PCT.
10	243	122	121	50.1

NOTES: U.S. Olympic assistant coach, NIT Hall of Fame, NBA head and assistant coach

YEAR-BY-YEAR RECORDS

Season	Overall		PS Pts	Opp Pts	Conf.		Conf. Finish	Postseason	Head Coach
	W	L			W	L			
1946	7	9	712	674					John Lawther
1947	10	8	866	784					John Lawther
1948	9	10	852	853					John Lawther
1949	7	10	822	830					John Lawther
1950	13	10	1314	1241					Elmer Gross
1951	14	9	1378	1235					Elmer Gross
1952	20	6	1709	1451			NCAA		Elmer Gross
1953	15	9	1613	1455					Elmer Gross
1954	18	6	1662	1505			NCAA		Elmer Gross
1955	18	10	2203	1969			NCAA		John Egli
1956	12	14	1855	1901					John Egli
1957	15	10	1633	1544					John Egli
1958	8	11	1204	1227					John Egli
1959	11	9	1407	1328					John Egli
1960	11	11	1555	1514					John Egli
1961	11	13	1574	1501					John Egli
1962	12	11	1456	1490					John Egli
1963	15	5	1448	1318					John Egli
1964	16	7	1793	1566					John Egli
1965	20	4	1749	1523			NCAA		John Egli
1966	18	6	1764	1640					John Egli
1967	10	14	1734	1757					John Egli
1968	10	10	1446	1433					John Egli
1969	13	9	1389	1369					John Bach
1970	13	11	1602	1627					John Bach
1971	10	12	1559	1539					John Bach
1972	17	8	1883	1703					John Bach
1973	15	8	1484	1407					John Bach
1974	14	12	1676	1630					John Bach
1975	11	12	1604	1649					John Bach
1976	10	15	1813	1777	n/a	n/a			John Bach
1977	11	15	1821	1921	5	5			John Bach
1978	8	19	1893	2006	4	6	t6		John Bach
1979	12	18	1746	1849	4	6	6		Dick Harter
1980	18	10	1752	1600					Dick Harter
1981	17	10	1826	1611					Dick Harter
1982	15	12	1657	1698					Dick Harter
1983	17	11	2195	2108	9	5	4		Dick Harter
1984	5	22	1847	2000	3	15	10		Bruce Parkhill
1985	8	19	1792	1933	4	14	9		Bruce Parkhill
1986	12	17	1777	1960	5	13	9		Bruce Parkhill
1987	15	12	1940	1824	9	9	t4		Bruce Parkhill
1988	13	14	1824	1754	9	9	t4		Bruce Parkhill
1989	20	12	2466	2273	12	6	4	NIT	Bruce Parkhill
1990	25	9	2343	2172	13	5	2	NIT	Bruce Parkhill
1991	21	11	2376	2208	10	8	t3	NCAA	Bruce Parkhill
1992	21	8	2129	1889	independent			NIT	Bruce Parkhill

YEAR-BY-YEAR RECORD

YEAR-BY-YEAR RECORDS

Season	Overall		PS	Opp	Conf.		Conf.	Postseason	Head Coach
	W	L	Pts	Pts	W	L	Finish		
1993	7	20	1680	1915	2	16			Bruce Parkhill
1994	13	14	1913	1920	6	12			Bruce Parkhill
1995	21	11	2281	2063	9	9		NIT	Bruce Parkhill
1996	21	7	2095	1794	12	6	t-2	NCAA	Jerry Dunn
1997	10	17	1634	1780	3	15	10		Jerry Dunn
1998	19	13	2334	2201	8	8	7	NIT	Jerry Dunn
1999	13	14	1868	1801	5	11	9		Jerry Dunn
2000	19	16	2572	2528	5	11	9	NIT	Jerry Dunn
2001	21	12	2535	2473	7	9	6	NCAA	Jerry Dunn
2002	7	21	1777	2029	3	13	11		Jerry Dunn
2003	7	21	1766	2040	2	14	11		Jerry Dunn
2004	9	19	1630	1874	3	13	10		Ed DeChellis
2005	7	23	1903	2121	1	15	11		Ed DeChellis
2006	15	15	2021	2038	6	10	t-8	NIT	Ed DeChellis
2007	11	19	1962	2038	2	14	t-10		Ed DeChellis
2008	15	16	2019	2067	7	11	7		Ed DeChellis
2009	27	11	2545	2378	10	8	t-4	NIT Title	Ed DeChellis
2010	11	20	2013	2005	3	15	11		Ed DeChellis
2011	19	15	2144	2126	9	9	t-4	NCAA	Ed DeChellis
2012	12	20	1977	2106	4	14	t-11		Patrick Chambers
2013	10	21	1910	2115	2	16	12		Patrick Chambers
2014	16	18	2409	2388	6	12	10	CBI	Patrick Chambers
2015	18	16	2273	2250	4	14	13		Patrick Chambers
2016	16	16	2107	2228	7	11	10		Patrick Chambers
2017	15	18	2367	2400	6	12	t-12		Patrick Chambers
2018	26	13	2915	2601	9	9	t-6	NIT Title	Patrick Chambers
2019	14	18	2229	2196	7	13	t-10		Patrick Chambers
2020	21	10	2327	2114	11	9	t-5	#	Patrick Chambers
2021	11	14	1816	1825	7	12	t-10		Jim Ferry (Interim HC)
2022	14	17	2003	2015	7	13	t-10		Micah Shrewsberry

TOTALS	WINS	LOSSES	TIES
WINS	1,522	1,228	1

Penn State Points	163,758
Opponent Points	156,655

HEAD COACHES

DICK HARTER | 1979-83

YRS	GMS	W	L	PCT.
5	140	79	61	.564

NOTES: 1980 NIT, NBA head and assistant coach

BRUCE PARKHILL | 1984-95

YRS	GMS	W	L	PCT.
12	350	181	169	.517

NOTES: 1991 NCAA, 1989 NIT, 1990 NIT, 1992 NIT, 1995 NIT, 1991 A-10 title, 1990 A-10 Coach of the Year

JERRY DUNN | 1996-2003

YRS	GMS	W	L	PCT.
8	238	117	121	.492

NOTES: 1996 NCAA, 2001 NCAA, 1998 NIT, 2000 NIT, NABC District 3 Coach of the Year (2001)

ED DECHELLIS | 2004-11

YRS	GMS	W	L	PCT.
8	252	114	138	.452

NOTES: 2011 NCAA, 2009 NIT Champions, 2006 & 2009 NIT, Big Ten Coach of the Year (2009)

PATRICK CHAMBERS | 2011-2020

YRS	GMS	W	L	PCT.
9	298	148	150	.497

NOTES: 12th head coach, 2018 NIT Champions, 18 victories over Top 25 ranked teams, most in program history; Three wins over Top 5 teams

JIM FERRY | 2020-2021

YRS	GMS	W	L	PCT.
1	25	11	14	.440

NOTES: 13th head coach, named interim head coach Oct. 21, 2020, guided Penn State during COVID-19 pandemic

MICAH SHREWSBERRY | 2021-PRESENT

YRS	GMS	W	L	PCT.
1	31	14	17	.452

NOTES: 14th head coach, named head coach March 15, 2021, came to Penn State with a wealth of experience and success at both the collegiate and NBA levels, having coached in six NCAA Tournaments, two NCAA Final Fours, five NBA Playoffs, and two NBA Conference Finals.

YEARLY STATISTICS

OVERALL GAMES

Year	GP	FG	FGA	PCT	3FG	3FGA	PCT	FT	FTA	PCT	REB/AVG.(+/-)	PTS	AVG
2021-22	31	740	1712	43.2	249	729	34.2	274	373	73.5	1,095/35.3 (+4.0)	2003	64.6
Opponents	31	725	1741	41.6	232	660	35.2	333	457	72.9	972/31.4 (-4.0)	2015	65.0
2020-21	25	637	1562	40.8	221	654	33.8	321	435	73.8	913/36.5 (+2.5)	1816	72.6
Opponents	25	649	1398	46.4	185	537	34.5	342	469	72.9	851/34.0 (-2.5)	1825	73.0
2019-20	31	832	1931	43.1	249	765	32.5	414	598	69.2	1,202/38.8 (+1.1)	2327	75.1
Opponents	31	758	1846	41.1	197	606	32.5	401	587	68.3	1,169/37.7 (-1.1)	2114	68.2
2018-19	32	791	1898	41.7	222	693	32.0	425	613	69.3	1,172/36.6 (+2.2)	2229	69.7
Opponents	32	778	1766	44.1	208	588	35.4	432	602	71.8	1,100/34.4 (-2.2)	2196	68.6
2017-18	39	1057	2291	46.1	294	759	38.7	507	722	70.2	1,386/35.5 (+2.5)	2915	74.7
Opponents	39	928	2181	42.5	251	733	34.2	494	700	70.6	1,286/33.0 (-2.5)	2601	66.7
2016-17	33	825	1991	41.4	230	679	33.9	487	654	75.4	1,169/35.4 (-3.4)	2,367	71.7
Opponents	33	856	1990	43.0	246	678	36.3	442	620	71.3	1,281/38.8 (+3.4)	2,400	72.7
2015-16	32	732	1,799	40.7	211	665	31.7	432	621	69.6	1,111/34.7 (-1.3)	2,107	65.8
Opponents	32	739	1,744	42.4	225	615	36.6	525	741	70.9	1,152/36.0 (+1.3)	2,228	69.6
2014-15	34	795	1,893	42.0	227	679	33.4	456	656	69.5	1,201/35.3 (-0.5)	2,273	66.9
Opponents	34	750	1,879	39.9	204	626	32.6	546	780	70.0	1,216/35.8 (+0.5)	2,250	66.2
2013-14	34	820	1,915	42.8	210	659	31.9	559	754	74.1	1,197/35.2 (+0.7)	2,409	70.9
Opponents	34	763	1,843	41.4	233	662	35.2	629	882	71.3	1,174/34.5 (-0.7)	2,388	70.2
2012-13	31	695	1,672	39.5	156	527	29.6	432	621	69.6	1,082/34.9(+1.4)	1,910	61.6
Opponents	31	669	1,563	42.8	206	599	34.4	571	799	71.5	1,040/33.5(-1.4)	2,115	68.2
2011-12	32	695	1,770	39.3	201	647	31.1	386	563	68.6	1,084/33.9 (+1.9)	1,977	61.8
Opponents	32	667	1,538	43.4	257	673	38.2	515	696	74.0	1,024/32.0 (-1.9)	2,106	65.8
2010-11	34	767	1,748	43.9	216	638	33.9	394	544	72.4	1,068/31.4 (+1.3)	2,144	63.1
Opponents	34	768	1,747	44.0	235	644	36.5	355	509	69.7	1,025/30.1 (-1.3)	2,126	62.5
2009-10	31	711	1,633	43.5	208	607	34.3	383	542	70.7	1,056/34.1 (+3.2)	2,013	64.9
Opponents	31	721	1,655	43.6	230	634	36.3	333	482	69.1	957/30.9 (-3.2)	2,005	64.7
2008-09	38	904	2,040	44.3	282	780	36.2	455	691	65.8	1,290/33.9 (+3.1)	2,545	67.0
Opponents	38	889	2,067	43.0	257	786	32.7	343	478	71.8	1,174/30.9 (-3.1)	2,378	62.6
2007-08	31	723	1,731	41.8	227	668	34.0	346	556	62.2	1,065/34.4 (+1.3)	2,019	65.1
Opponents	31	746	1,664	44.8	235	659	35.7	340	484	70.2	1,025/33.1 (-1.3)	2,067	66.7
2006-07	30	691	1,568	44.1	194	539	36.0	386	562	68.7	991/33.0 (+2.8)	1,962	65.4
Opponents	30	726	1,596	45.5	246	693	35.5	340	506	67.2	907/30.2 (-2.8)	2,038	67.9
2005-06	30	732	1,666	43.9	186	526	35.4	371	554	67.0	1,017/33.9 (+0.9)	2,021	67.4
Opponents	30	747	1,662	44.9	278	786	35.4	266	405	65.7	989/33.0 (-0.9)	2,038	67.9
2004-05	30	643	1,576	40.8	181	549	33.0	436	627	69.5	1,054/35.1 (+2.2)	1,903	63.4
Opponents	30	796	1,756	45.3	236	634	37.2	293	430	68.1	988/32.9 (-2.2)	2,121	70.7
2003-04	28	585	1,469	39.8	141	423	33.3	319	482	66.2	980-35.0 (+2.4)	1,630	58.2
Opponents	28	693	1,583	43.8	202	624	32.4	286	408	70.1	914/32.6 (-2.4)	1,874	66.9
2002-03	28	637	1,589	40.1	172	524	32.8	320	435	73.6	890-31.8 (-3.3)	1,766	63.1
Opponents	28	720	1,512	47.6	157	427	36.8	443	625	70.9	983-35.1 (+3.3)	2,040	72.9
2001-02	28	614	1,559	39.4	213	619	34.4	336	483	69.6	840-30.0 (-6.0)	1,777	63.5
Opponents	28	708	1,459	48.5	137	398	34.4	476	681	68.1	1,009-36.0 (+6.0)	2,029	72.5
2000-01	33	835	1,962	42.6	278	757	36.7	587	768	76.5	1069/32.4 (-7.7)	2,535	76.8
Opponents	33	914	1,959	46.7	162	496	32.7	483	723	66.8	1,323/40.1 (+7.7)	2,473	74.9

YEARLY STATISTICS

1999-2000	35	879	1,994	44.1	235	676	34.8	579	811	71.4	1222-34.9 (-1.8)	2,572	73.5
Opponents	35	933	2,066	45.2	165	561	29.4	497	696	71.4	1,285-36.7 (+1.8)	2,528	72.2
1998-99	27	649	1,453	44.7	197	560	35.2	373	500	74.6	886-32.8 (-1.6)	1,868	69.2
Opponents	27	672	1,566	42.9	137	407	33.7	320	455	70.3	934-34.6 (+1.6)	1,801	66.7
1997-98	32	821	1,735	47.3	222	624	35.6	470	635	74.0	1,012/31.6 (-2.6)	2,334	72.9
Opponents	32	816	1,868	43.7	155	457	33.9	414	579	71.5	1,095/34.2 (+2.6)	2,201	68.8
1996-97	27	579	1,384	41.8	125	371	33.7	351	518	67.8	927/34.3 (+1.0)	1,634	60.5
Opponents	27	644	1,500	42.9	140	372	37.6	352	492	71.5	899/33.3 (-1.0)	1,780	65.9
1995-96	28	728	1,555	46.8	197	482	40.9	442	642	68.8	1,077/38.5 (+6.1)	2,095	74.8
Opponents	28	675	1,634	41.3	141	411	34.3	303	476	63.7	906/32.4 (-6.1)	1,794	64.1
1994-95	32	786	1,761	44.6	201	574	35.0	508	721	70.5	1,188/37.1 (+1.0)	2,281	71.3
Opponents	32	785	1,936	40.5	165	530	31.1	328	518	63.3	1,156/36.1 (-1.0)	2,063	64.5
1993-94	27	637	1,452	43.9	139	404	34.4	500	733	68.2	1,001/37.1 (+2.8)	1,913	70.9
Opponents	27	709	1,597	44.4	153	423	36.2	349	522	66.9	927/34.3 (-2.8)	1,920	71.1
1992-93	27	607	1,449	41.9	108	335	32.2	358	530	67.5	877/32.5 (-2.6)	1,680	62.2
Opponents	27	715	1,520	47.0	145	370	39.2	340	479	71.0	949/35.1 (-4.5)	1,889	65.1
1991-92	29	751	1,618	46.4	92	300	30.7	535	772	69.3	1,051/36.2 (+4.5)	2,129	73.4
Opponents	29	694	1,575	44.1	129	381	33.9	372	526	70.7	920/31.7 (-4.5)	1,889	65.1
1990-91	32	819	1,791	45.7	94	279	33.7	644	849	75.9	1,164/36.4 (+6.4)	2,376	74.3
Opponents	32	837	1,776	47.1	117	334	34.0	417	591	70.6	960/30.0 (-6.4)	2,208	69.0
1989-90	34	858	1,832	46.8	88	291	30.2	539	744	72.5	1,235/36.3 (+6.7)	2,343	68.9
Opponents	34	804	1,810	44.4	145	426	34.0	419	612	68.5	1,006/29.6 (-6.7)	2,172	63.9
1988-89	32	855	1,771	48.3	141	364	38.7	615	855	71.9	1,175/36.7 (+6.3)	2,466	77.1
Opponents	32	799	1,742	45.9	151	419	36.0	524	722	72.6	974/30.4 (-6.3)	2,273	71.0
1987-88	27	647	1,470	44.0	141	390	36.2	389	557	69.8	966/35.8 (+2.7)	1,824	67.6
Opponents	27	649	1,473	44.1	110	316	34.8	346	482	71.8	893/33.1 (-2.7)	1,754	65.0
1986-87	27	704	1,530	46.0	118	290	40.7	414	604	68.5	982/36.4 (+3.1)	1,940	71.9
Opponents	27	661	1,456	45.4	120	285	42.1	382	565	67.6	899/33.3 (-3.1)	1,824	67.6
1985-86	29	651	1,354	48.1	—	—	—	475	681	69.8	908/31.3 (+2.1)	1,777	61.3
Opponents	29	726	1,515	47.9	—	—	—	408	582	70.1	846/29.2 (-2.1)	1,860	64.1
1984-85	27	647	1,390	46.5	45	125	36.0	453	613	74.0	830/30.7 (-1.1)	1,792	66.4
Opponents	27	728	1,451	50.1	44	106	41.5	433	641	67.6	858/31.8 (+1.1)	1,933	71.6
1983-84	27	696	1,455	47.8	—	—	—	455	619	73.5	807/29.9 (-1.9)	1,847	68.4
Opponents	27	800	1,499	53.4	—	—	—	400	—	70.4	859/31.8 (+1.9)	2,000	74.1
1982-83	28	854	1,831	46.6	71	171	41.5	416	609	68.3	1,100/39.3 (+2.9)	2,195	78.4
Opponents	28	732	1,575	46.5	66	159	41.5	578	839	68.9	1,019/36.4 (-2.9)	2,108	75.3
1981-82	27	652	1,409	46.3	—	—	—	353	516	68.4	896/33.2 (+3.2)	1,657	61.4
Opponents	27	605	1,308	46.3	—	—	—	488	723	67.5	809/30.0 (-3.2)	1,698	62.9
1980-81	27	731	1,437	50.9	—	—	—	364	499	72.9	944/35.0 (+5.8)	1,826	67.6
Opponents	27	547	1,338	40.9	—	—	—	517	774	66.8	789/29.2 (-5.8)	1,611	59.7
1979-80	28	674	1,456	46.3	—	—	—	404	575	70.3	977/34.9 (+4.3)	1,752	62.6
Opponents	28	543	1,309	41.5	—	—	—	514	744	69.1	856/30.6 (-4.3)	1,600	57.1
1978-79	30	687	1,427	48.1	—	—	—	372	518	71.8	855/28.5 (+2.7)	1,746	58.2
Opponents	30	617	1,268	48.7	—	—	—	615	859	71.6	773/25.8 (-2.7)	1,849	61.6

YEARLY STATISTICS

BIG TEN GAMES

Year	GP	FG	FGA	PCT	3FG	3FGA	PCT	FT	FTA	PCT	REB/AVG.(+/-)	PTS	AVG
2021-22	20	473	1121	42.2	157	458	34.3	163	221	73.8	707/35.4 (+3.4)	1266	63.3
Opponents	20	469	1112	42.2	157	422	37.2	229	313	73.2	640/32.0 (-3.4)	1324	66.2
2020-21	19	470	1182	39.8	162	488	33.2	243	333	73.0	689/36.3 (+1.8)	1345	70.8
Opponents	19	500	1060	47.2	137	394	34.8	260	349	74.5	655/34.5 (-1.8)	1397	73.5
2019-20	20	509	1227	41.5	157	472	33.3	257	369	69.6	720/36.0 (-3.0)	1432	71.6
Opponents	20	510	1185	43.0	127	385	33.0	285	400	71.3	780/39.0 (+3.0)	1432	71.6
2018-19	20	485	1175	41.3	127	416	30.5	266	388	68.6	727/36.3 (+1.4)	1363	68.2
Opponents	20	488	1107	44.1	137	368	37.2	275	376	73.1	696/34.9 (-1.4)	1246	69.2
2017-18	18	487	1050	46.4	126	340	37.1	197	284	69.4	598/33.2 (-0.3)	1297	72.1
Opponents	18	443	999	44.3	111	317	35.0	249	347	71.8	603/33.5 (+0.3)	1246	69.2
2016-17	18	443	1067	41.5	121	369	32.8	255	362	70.4	607/33.7 (-4.4)	1,262	70.1
Opponents	18	476	1061	44.9	134	371	36.1	249	359	69.4	686/38.1 (+4.4)	1,335	74.2
2015-16	18	401	1002	40.0	125	393	31.8	230	320	71.9	602/33.4 (-2.9)	1,157	64.3
Opponents	18	438	994	44.1	130	350	37.1	291	408	71.3	654/36.3 (+2.9)	1,297	72.1
2014-15	18	413	996	41.5	118	362	32.6	199	287	69.3	592/32.9 (-0.8)	1,143	63.5
Opponents	18	411	953	43.1	112	319	35.1	280	396	70.7	607/33.7 (+0.8)	1,214	67.4
2013-14	18	405	998	40.6	100	340	29.4	266	363	73.3	592/32.9 (-2.6)	1,176	65.3
Opponents	18	388	940	41.3	122	350	34.9	356	479	74.3	639/35.5 (+2.6)	1,254	69.7
2012-13	18	370	969	38.2	86	288	29.9	233	331	70.4	601/33.4 (-1.4)	1,059	58.8
Opponents	18	395	899	43.9	104	315	33.0	347	497	69.8	626/34.8 (+1.4)	1,241	68.9
2011-12	18	387	980	39.5	99	332	29.8	214	296	72.3	567/31.5 (-0.2)	1,087	60.4
Opponents	18	390	841	46.4	143	353	40.5	306	417	73.4	570/31.7 (+0.2)	1,229	68.3
2010-11	18	406	884	45.9	116	340	34.1	210	285	73.7	520/28.9 (+0.6)	1,138	63.2
Opponents	18	420	920	45.7	125	332	37.7	191	265	72.1	510/28.3 (-0.6)	1,156	64.2
2009-10	18	405	924	43.8	120	343	35.0	190	282	67.4	582/32.3 (+1.5)	1,120	62.2
Opponents	18	428	946	45.2	136	378	36.0	213	306	69.6	555/30.8 (-1.5)	1,205	66.9
2008-09	18	390	940	41.5	129	377	34.2	184	285	64.6	559/31.1 (-0.5)	1,093	60.7
Opponents	18	421	934	45.1	118	346	34.1	174	240	72.5	568/31.6 (+0.5)	1,134	63.0
2007-08	18	381	919	41.5	129	367	35.1	209	332	63.0	548/30.4 (-0.9)	1,100	61.1
Opponents	18	457	945	48.4	149	397	37.5	191	272	70.2	565/31.4 (+0.9)	1,254	69.7
2006-07	16	349	819	42.6	107	289	37.0	182	265	68.7	470/29.4 (-1.3)	987	61.7
Opponents	16	405	821	49.3	147	368	39.9	194	281	69.0	491/30.7 (+1.3)	1,151	71.9
2005-06	16	367	874	42.0	110	300	36.7	177	256	69.1	496/31.0 (-2.1)	1,021	63.8
Opponents	16	407	856	47.5	161	429	37.5	153	221	69.2	529/33.1 (+2.1)	1,128	70.5
2004-05	16	314	817	38.4	95	288	33.0	208	297	70.0	528/33.0 (+0.1)	931	58.2
Opponents	16	450	925	48.6	138	359	38.4	143	201	71.1	527/32.9 (-0.9)	1,181	73.8
2003-04	16	325	856	38.0	76	246	30.9	167	257	65.0	535/33.4 (+1.6)	893	55.8
Opponents	16	427	895	47.7	123	336	36.6	133	196	67.9	524/32.8 (-1.6)	1,110	69.4
2002-03	16	361	939	38.4	95	285	33.3	191	264	72.3	532/33.2 (-2.4)	1,008	63.0
Opponents	16	430	872	49.3	77	227	33.9	273	381	71.7	570/35.6 (+2.4)	1,210	75.6
2001-02	16	335	862	38.9	118	347	34.0	186	277	67.1	445/27.8 (-8.5)	974	60.9
Opponents	16	390	814	47.9	69	206	33.5	303	411	73.7	81/36.3 (+8.5)	1,152	72.0

YEARLY STATISTICS

Year	GP	FG	FGA	PCT	3FG	3FGA	PCT	FT	FTA	PCT	REB/AVG.(+/-)	PTS	AVG
2000-01	16	391	942	41.5	132	370	35.7	292	378	77.2	486/30.4 (-9.2)	1,206	75.4
Opponents	16	463	938	49.4	77	209	36.8	237	349	67.9	634/39.6 (+9.2)	1,240	77.5
1999-2000	16	397	891	44.6	107	302	35.4	279	392	71.2	505/31.6 (-4.8)	1,180	73.8
Opponents	16	447	930	48.1	70	234	29.9	238	328	72.6	582/36.4 (+4.8)	1,202	75.1
1998-99	16	389	864	45.0	114	319	35.7	234	313	74.8	503/31.4 (-3.7)	1,126	70.4
Opponents	16	416	930	44.7	87	231	37.7	224	304	73.7	561/35.1 (+3.7)	1,143	71.4
1997-98	16	387	854	45.3	109	322	33.9	270	356	75.8	469/29.3 (-5.9)	1,153	72.1
Opponents	16	451	950	47.5	74	207	35.7	212	292	72.6	563/35.2 (+5.9)	1,191	74.3
1996-97	18	380	905	42.0	78	232	33.6	231	344	67.2	563/31.3 (-2.0)	1,069	59.4
Opponents	18	460	992	46.4	94	227	41.4	261	353	73.9	599/33.3 (+2.0)	1,275	70.8
1995-96	18	437	965	45.3	126	322	39.1	259	390	66.4	636/35.3 (+1.1)	1,259	69.9
Opponents	18	440	1,022	43.1	87	255	34.1	201	313	64.2	615/34.2 (-1.1)	1,168	64.9
1994-95	18	428	988	43.3	109	331	32.9	266	370	71.9	646/35.9 (-0.2)	1,231	68.4
Opponents	18	468	1,089	43.0	86	275	31.3	174	281	61.9	650/36.1 (+0.2)	1,196	66.4
1993-94	18	406	963	42.2	101	285	35.4	319	482	66.2	651/36.2 (+0.4)	1,232	68.4
Opponents	18	497	1,070	46.4	105	271	38.7	269	404	66.6	645/35.8 (-0.4)	1,368	76.0
1992-93	18	403	980	41.1	73	233	31.3	209	313	66.8	597/33.2 (-2.3)	1,088	60.4
Opponents	18	495	1,046	47.3	95	238	39.9	227	310	73.2	639/35.3 (+2.3)	1,312	72.9

IN-SEASON TOURNAMENTS

Season	Date	Tournament	Location	Opponent	W-L	PSU	Opp
1949-50	12/28/1949	Dixie Classic	Raleigh, N.C.	Duke	W	51	48
	12/29/1949	Dixie Classic	Raleigh, N.C.	West Virginia	W	46	41
	12/30/1949	Dixie Classic	Raleigh, N.C.	NC State	L	40	50
1950-51	12/29/1950	Spartan Tournament	East Lansing, Mich.	Michigan St.	L	43	51
	12/30/1950	Spartan Tournament	East Lansing, Mich.	Ohio St.	W	67	58
1951-52	12/27/1951	Keystone Classic	Pittsburgh, Pa.	Michigan	W	62	60
	12/28/1951	Keystone Classic	Pittsburgh, Pa.	Pittsburgh	W	62	40
1952-53	12/29/1952	All-College Tournament	Oklahoma City, Okla.	Oklahoma A&M	L	61	68
	12/30/1952	All-College Tournament	Oklahoma City, Okla.	Bowling Green	W	67	56
	12/31/1952	All-College Tournament	Oklahoma City, Okla.	Western Kentucky	L	78	91
1954-55	12/27/1954	Motor City Classic	Detroit, Mich.	Wayne	L	66	71
	12/28/1954	Motor City Classic	Detroit, Mich.	Toledo	W	71	53
1955-56	12/27/1955	Motor City Classic	Detroit, Mich.	Detroit	L	58	91
	12/28/1955	Motor City Classic	Detroit, Mich.	Toledo	W	78	66
1956-57	12/27/1956	Richmond Invitational	Richmond, Va.	Richmond	W	64	60
	12/28/1956	Richmond Invitational	Richmond, Va.	Pennsylvania	W	89	59
	12/29/1956	Richmond Invitational	Richmond, Va.	Lafayette	L	59	64
1958-59	12/29/1958	Richmond Invitational	Richmond, Va.	Georgetown	W	88	74
	12/30/1958	Richmond Invitational	Richmond, Va.	Richmond	W	61	54
1959-60	12/28/1959	Keystone Classic	Harrisburg, Pa.	Temple	L	50	60
	12/29/1959	Keystone Classic	Harrisburg, Pa.	Duquesne	W	72	69
1960-61	12/9/1960	Evansville Tournament	Evansville, Ind.	Duke	L	46	69
	12/10/1960	Evansville Tournament	Evansville, Ind.	Wake Forest	L	78	84
1961-62	12/26/1961	Quaker City Classic	Philadelphia, Pa.	Iowa	L	48	67
	12/28/1961	Quaker City Classic	Philadelphia, Pa.	Holy Cross	L	66	79
	12/30/1961	Quaker City Classic	Philadelphia, Pa.	Niagara	L (OT)	70	77
1962-63	12/28/1962	Alpine Classic	Charleston, W.Va.	Marshall	W	75	65
	12/29/1962	Alpine Classic	Charleston, W.Va.	Miami (Ohio)	L	66	73
1963-64	12/27/1963	Motor City Classic	Detroit, Mich.	W. Michigan	W	97	92
	12/28/1963	Motor City Classic	Detroit, Mich.	Detroit	W	88	83
1964-65	12/28/1964	Motor City Classic	Detroit, Mich.	Houston	W	59	57
	12/29/1964	Motor City Classic	Detroit, Mich.	Detroit	W	75	73
1965-66	12/29/1965	Gator Bowl Tournament	Jacksonville, Fla.	Alabama	W	68	66
	12/30/1965	Gator Bowl Tournament	Jacksonville, Fla.	Florida	W	54	52
1966-67	12/22/1966	Kentucky Invitational	Lexington, Ky.	Kansas State	L	59	83
	12/23/1966	Kentucky Invitational	Lexington, Ky.	Oregon State	L	61	64
	12/28/1966	Gator Bowl Tournament	Jacksonville, Fla.	Virginia Tech	L	65	67
	12/29/1966	Gator Bowl Tournament	Jacksonville, Fla.	Georgia	L	82	90
1967-68	12/26/1967	ECAC Holiday Festival	New York, N.Y.	Boston College	L	58	87
	12/27/1967	ECAC Holiday Festival	New York, N.Y.	Syracuse	L	73	83
1968-69	12/27/1968	Quaker City Classic	Philadelphia, Pa.	La Salle	L	55	70
	12/28/1968	Quaker City Classic	Philadelphia, Pa.	Niagara	W	77	74
	12/29/1968	Quaker City Classic	Philadelphia, Pa.	DePaul	L	68	83
1969-70	12/29/1969	Kodak Classic	Rochester, N.Y.	Georgetown	L	71	86
	12/30/1969	Kodak Classic	Rochester, N.Y.	Rochester	W	83	60
1970-71	12/29/1970	Carolina Classic	Greensboro, N.C.	North Carolina	L	57	73
1970-71	12/30/1970	Carolina Classic	Greensboro, N.C.	Duke	L	56	67
1971-72	12/17/1971	Volunteer Classic	Knoxville, Tenn.	Tennessee	L	55	57
	12/18/1971	Volunteer Classic	Knoxville, Tenn.	Colorado State	L	63	70
1971-72	12/27/1971	ECAC Holiday Festival	New York, N.Y.	Providence	L	65	81
	12/28/1971	ECAC Holiday Festival	New York, N.Y.	Utah	W	80	69
	12/29/1971	ECAC Holiday Festival	New York, N.Y.	Syracuse	L	77	92
1972-73	12/27/1972	All-College Tournament	Oklahoma City, Okla.	Florida State	L	60	70
	12/28/1972	All-College Tournament	Oklahoma City, Okla.	Texas A&M	L	55	62
	12/29/1972	All-College Tournament	Oklahoma City, Okla.	St. Francis (Pa.)	W	84	64
1973-74	12/14/1973	Utah Classic	Salt Lake City, Utah	Seattle	L	60	62
	12/15/1973	Utah Classic	Salt Lake City, Utah	Dartmouth	W	72	67
1973-74	12/26/1973	Quaker City Classic	Philadelphia, Pa.	Fordham	W	73	67
	12/27/1973	Quaker City Classic	Philadelphia, Pa.	California	L	63	64
	12/28/1973	Quaker City Classic	Philadelphia, Pa.	Cincinnati	W	74	66
1974-75	12/6/1974	Steel Bowl Tournament	Pittsburgh, Pa.	Oregon	L	40	76
	12/7/1974	Steel Bowl Tournament	Pittsburgh, Pa.	Pittsburgh	W	88	79

IN-SEASON TOURNAMENTS

Season	Date	Tournament	Location	Opponent	W-L	PSU	Opp
1974-75	12/26/1974	Gator Bowl Tournament	Jacksonville, Fla.	Jacksonville	W	75	73
	12/27/1974	Gator Bowl Tournament	Jacksonville, Fla.	Memphis St.	W	61	54
1975-76	12/26/1975	Pillsbury Classic	Bloomington, Pa.	Minnesota	L	70	86
	12/27/1975	Pillsbury Classic	Bloomington, Pa.	Butler	L	50	63
1975-76	1/2/1976	Presidential Classic	Washington, D.C.	Harvard	W	63	55
	1/3/1976	Presidential Classic	Washington, D.C.	George Washington	L	69	78
1975-76	1/30/1976	Pennsylvania Classic	Pittsburgh, Pa.	Duquesne	L	70	76
	1/31/1976	Pennsylvania Classic	Pittsburgh, Pa.	Pittsburgh	L	52	71
1976-77	12/17/1976	Big Sun Invitational	St. Petersburg, Fla.	Memphis St.	L	69	77
	12/18/1976	Big Sun Invitational	St. Petersburg, Fla.	South Florida	L	62	66
1977-78	12/28/1977	Kodak Classic	Rochester, N.Y.	DePaul	L	67	82
	12/29/1977	Kodak Classic	Rochester, N.Y.	Rochester	W	92	67
1978-79	11/25/1978	Seawolf Classic	Anchorage, Alaska	Alaska	L	62	79
	11/26/1978	Seawolf Classic	Anchorage, Alaska	Indiana	L	65	86
1978-79	12/22/1978	Dayton Invitational	Dayton, Ohio	Florida St.	W	64	57
	12/22/1978	Dayton Invitational	Dayton, Ohio	Tulane	L	50	54
1979-80	12/26/1979	Far West Classic	Portland, Ore.	BYU	L	50	58
	12/28/1979	Far West Classic	Portland, Ore.	Idaho	L	46	50
	12/29/1979	Far West Classic	Portland, Ore.	Texas Tech	W	47	46
1980-81	12/29/1980	Music City Invitational	Nashville, Tenn.	Boston College	L	67	74
	12/30/1980	Music City Invitational	Nashville, Tenn.	Tennessee Tech	W	69	46
1981-82	12/11/1981	Indiana Classic	Bloomington, Ind.	Southern Methodist	W	65	53
	12/12/1981	Indiana Classic	Bloomington, Ind.	Indiana	L	51	80
1981-82	12/28/1981	Cable Car Classic	Santa Clara, Calif.	North Carolina	L	50	56
	12/29/1981	Cable Car Classic	Santa Clara, Calif.	Texas Christian	W	54	49
1982-83	12/17/1982	Dallas Morning News Classic	Dallas, Texas	Hardin Simmons	W	81	73
	12/18/1982	Dallas Morning News Classic	Dallas, Texas	Southern Methodist	L	68	75
1982-83	12/28/1982	Gator Bowl Tournament	Jacksonville, Fla.	Florida	L	60	82
	12/29/1982	Gator Bowl Tournament	Jacksonville, Fla.	Iowa St.	W	81	76
1983-84	12/28/1983	Connecticut Mutual Classic	Hartford, Conn.	Arizona St.	L	50	53
	12/29/1983	Connecticut Mutual Classic	Hartford, Conn.	Columbia	W	84	83
1984-85	12/27/1984	Sugar Bowl Classic	New Orleans, LA	Virginia	L	54	66
	12/28/1984	Sugar Bowl Classic	New Orleans, LA	New Orleans	L	59	61
1985-86	12/27/1985	Milwaukee Classic	Milwaukee, Wis.	Long Beach St.	L	45	47
	12/29/1985	Milwaukee Classic	Milwaukee, Wis.	Valparaiso	W	52	40
1986-87	11/27/1986	AMI Classic	Miami, Fla.	La Salle	W	59	58
	11/28/1986	AMI Classic	Miami, Fla.	Miami (Fla.)	W	74	61
1987-88	12/29/1987	Coca-Cola Classic	Chattanooga, Tenn.	SW Louisiana	L	69	74
	12/30/1987	Coca-Cola Classic	Chattanooga, Tenn.	Yale	W	69	50
1988-89	12/9/1988	Cougar Classic	Provo, Utah	St. Mary's	L	52	76
	12/10/1988	Cougar Classic	Provo, Utah	Texas-Arlington	W	67	63
1988-89	12/29/1988	Cowboy Shootout	Laramie, Wyo.	Southern Illinois	L	76	80
	12/30/1988	Cowboy Shootout	Laramie, Wyo.	Gonzaga	L	63	71
1989-90	12/21/1989	UAB Blazer Classic	Birmingham, Ala.	UAB	L	57	80
	12/22/1989	UAB Blazer Classic	Birmingham, Ala.	Southwest Texas St.	W	62	37
1989-90	12/28/1989	Fiesta Bowl Classic	Tucson, Ariz.	Arizona	L	55	74
	12/30/1989	Fiesta Bowl Classic	Tucson, Ariz.	Wake Forest	W	67	63
1990-91	11/30/1990	Dr. Pepper Classic	Waco, Texas	Delaware St.	W	88	70
	12/1/1990	Dr. Pepper Classic	Waco, Texas	Baylor	L	70	72
1990-91	12/28/1990	Tampa Tribune Invitational	Tampa, Fla.	Brown	W	79	60
	12/29/1990	Tampa Tribune Invitational	Tampa, Fla.	South Florida	L	56	60
1991-92	12/6/1991	First Bank Classic	Milwaukee, Wis.	St. Francis	W	61	51
	12/7/1991	First Bank Classic	Milwaukee, Wis.	Marquette	W	60	56
1991-92	12/27/1991	Palm Beach Classic	West Palm Beach, Fla.	George Washington	L	57	71
	12/29/1991	Palm Beach Classic	West Palm Beach, Fla.	Marshall	W	78	64
1993-94	12/28/1993	Lowcountry Classic	Charleston, S.C.	Coll. of Charleston	L	65	71
	12/29/1993	Lowcountry Classic	Charleston, S.C.	Delaware St.	W	64	53
1994-95	12/28/1994	Palm Beach Classic	W. Palm Beach, Fla.	Texas Tech	L	61	67
	12/30/1994	Palm Beach Classic	W. Palm Beach, Fla.	Richmond	W	66	53
1995-96	12/29/1995	Cable Car Classic	San Jose, Calif.	Santa Clara	W	70	49
	12/30/1995	Cable Car Classic	San Jose, Calif.	Bradley	W	75	72
1997-98	12/27/1997	Sun Classic Tournament	El Paso, Texas	UTEP	L	60	79
	12/28/1997	Sun Classic Tournament	El Paso, Texas	Mississippi State	L	57	58

IN-SEASON TOURNAMENTS

Season	Date	Tournament	Location	Opponent	W-L	PSU	Opp
1998-99	12/28/1998	Fiesta Bowl Classic	Tucson, Ariz.	Fla. International	L	67	85
	12/30/1998	Fiesta Bowl Classic	Tucson, Ariz.	Holy Cross	W	73	52
1999-2000	12/28/1999	ASU/Tribune Classic	Tempe, Ariz.	Manhattan	W	83	77
	12/29/1999	ASU/Tribune Classic	Tempe, Ariz.	Arizona State	L	85	93
2000-01	12/26/2000	ECAC Holiday Classic	New York, N.Y.	Princeton	W	65	52
	12/27/2000	ECAC Holiday Classic	New York, N.Y.	Hofstra	W	74	71
2001-02	12/28/2001	Golden Bear Classic	Berkeley, Calif.	Coppin St.	W	66	49
	12/29/2001	Golden Bear Classic	Berkeley, Calif.	California	L	73	76
2003-04	12/28/2003	Comcast Lobo Invitational	Albuquerque, N.M.	Arkansas State	W	73	61
	12/29/2003	Comcast Lobo Invitational	Albuquerque, N.M.	New Mexico	L	63	82
2004-05	11/14/2004	Black Coaches Association Classic	Milwaukee, Wis.	Illinois State	L	73	82
	11/15/2004	Black Coaches Association Classic	Milwaukee, Wis.	Western Carolina	W	78	63
	11/16/2004	Black Coaches Association Classic	Milwaukee, Wis.	SC State	L	43	63
2004-05	12/28/2004	ASU/azcentral.com Hoops Classic	Tempe, Ariz.	Valparaiso	L	56	69
	12/29/2004	ASU/azcentral.com Hoops Classic	Tempe, Ariz.	Long Island	W	80	56
2007-08	11/22/2007	Old Spice Classic	Orlando, Fla.	South Carolina	L	67	74
	11/23/2007	Old Spice Classic	Orlando, Fla.	Rider	L	73	82
	11/25/2007	Old Spice Classic	Orlando, Fla.	Central Florida	L	59	70
2009-09	11/17/2008	Philly Hoop Group Classic	University Park, Pa.	NJIT	W	74	47
	11/20/2008	Philly Hoop Group Classic	University Park, Pa.	Hartford	W	89	64
	11/28/2008	Philly Hoop Group Classic	Philadelphia, Pa.	Rhode Island	L	72	77
	11/29/2008	Philly Hoop Group Classic	Philadelphia, Pa.	Towson	W	78	54
2009-10	11/19/2009	Charleston Classic	Charleston, S.C.	UNC Wilmington	L	69	80
	11/20/2009	Charleston Classic	Charleston, S.C.	Tulane	L	60	63
	11/21/2009	Charleston Classic	Charleston, S.C.	Davidson	W	59	57
2011-12	11/19/2011	Hall of Fame Tip-Off	Uncasville, Conn.	Kentucky	L	47	85
	11/20/2011	Hall of Fame Tip-Off	Uncasville, Conn.	South Florida	W	53	49
2012-13	11/15/2012	Puerto Rico Tip-Off	Bayamon, P.R.	NC State	L	55	72
	11/16/2012	Puerto Rico Tip-Off	Bayamon, P.R.	Providence	W	55	52
	11/18/2012	Puerto Rico Tip-Off	Bayamon, P.R.	Akron	L	60	85
2013-14	11/29/2013	Barclays Center Classic	Brooklyn, N.Y.	St. John's	W	89	82
	11/30/2013	Barclays Center Classic	Brooklyn, N.Y.	Mississippi	L	76	79
2014-15	11/20/2014	Charleston Classic	Charleston, S.C.	Charlotte	L (2OT)	97	106
	11/21/2014	Charleston Classic	Charleston, S.C.	Cornell	W	72	71
	11/23/2014	Charleston Classic	Charleston, S.C.	Southern California	W	63	61
	11/25/2014	Charleston Classic	University Park, Pa.	Akron	W	78	72
2015-16	12/10/2015	Las Vegas Classic (On-Campus)	University Park, Pa.	Canisius	W	81	67
	12/12/2015	Las Vegas Classic (On-Campus)	University Park, Pa.	La.-Monroe	W	54	50
	12/22/2015	Las Vegas Classic	Las Vegas, Nev.	Colorado	L	70	71
	12/23/2015	Las Vegas Classic	Las Vegas, Nev.	Kent State	W	75	69
2016-17	11/11/2016	Hall of Fame Tip-Off	University Park, Pa.	Albany	L	81	87
	11/15/2016	Hall of Fame Tip-Off	University Park, Pa.	Grand Canyon	W	85	76
	11/19/2016	Hall of Fame Tip-Off	Uncasville, Conn.	Duke	L	68	78
	11/20/2016	Hall of Fame Tip-Off	Uncasville, Conn.	Cincinnati	L	50	71
2017-18	11/15/2017	Legends Classic	University Park, Pa.	Montana	W	70	57
	11/20/2017	Legends Classic	Brooklyn, N.Y.	Pittsburgh	W	85	84
	11/21/2017	Legends Classic	Brooklyn, N.Y.	Texas A&M	L	87	98
	11/24/2017	Legends Classic	University Park, Pa.	Oral Roberts	W	86	48
2018-19	11/9/2018	Cancun Challenge	University Park, Pa.	North Florida	W	87	72
	11/12/2019	Cancun Challenge	University Park, Pa.	Jacksonville State	W	76	61
	11/20/2018	Cancun Challenge	Cancun, Mexico	Wright State	W	77	59
	11/21/2018	Cancun Challenge	Cancun, Mexico	Bradley	L	56	69
2019-20	11/19/2019	NIT Season Tip-Off	University Park, Pa.	Bucknell	W	98	70
	11/23/2019	NIT Season Tip-Off	University Park, Pa.	Yale	W	58	56
	11/27/2019	NIT Season Tip-Off	Brooklyn, N.Y.	Ole Miss	L	72	74
	11/29/2019	NIT Season Tip-Off	Brooklyn, N.Y.	Syracuse	W	85	64
2020-21	No in-season tournaments due to COVID-19 pandemic						
2021-22	11/18/2021	Emerald Coast Classic	University Park, Pa.	St. Francis Brooklyn	W	74	59
	11/26/2021	Emerald Coast Classic	Niceville, Fla.	LSU	L (OT)	63	68
	11/27/2021	Emerald Coast Classic	Niceville, Fla.	Oregon State	W	60	45

ALL-TIME RESULTS

NO FORMAL HEAD COACHES

1897 (1-1 OVERALL)

Captain: M.R. Stevenson

@ Bucknell	4-24	L
Bucknell	10-7	W

1898 (2-1 OVERALL)

Captain: Clay Sprecher

Bucknell	12-4	W
at Bucknell	5-18	L
Cornell	26-5	W

1899 (2-3 OVERALL)

Captain: M.R. Stevenson

J 13 Clover Wheel	12-10	W
J 28 Bucknell	17-6	W
M 1 @ Bloomsburg	6-30	L
M 2 @ Williamsport YMCA	13-17	L
M 3 @ Bucknell	8-12	L

1900 (7-1 OVERALL)

Captain: J.S. Ruble

J 28 Lock Haven	17-13	W
F 3 Dickinson	42-6	W
F 10 Bucknell	11-6	W
F 14 Williamsport YMCA	27-7	W
F 16 Cornell	15-8	W
M 1 @ Lock Haven	10-9	W
M 2 @ Williamsport YMCA	4-3	W
M 3 @ Bucknell	6-19	L

1901 (5-1 OVERALL)

Captain: E.T. McCleary

F 2 Lock Haven	44-2	W
F 9 Pennsylvania	33-3	W
F 13 Bloomsburg	56-9	W
F 19 Williamsport YMCA	17-6	W
M 9 Gettysburg	15-4	W
M 15 @ Williamsport YMCA	7-13	L

1902 (9-2 OVERALL)

Captain: C.W. Ruble

J 17 Lock Haven	43-13	W
J 31 Bloomsburg	53-4	W
F 7 Pennsylvania	52-17	W
F 14 Pittston YMCA	53-13	W
F 21 Lehigh	39-24	W
F 25 @ Lehigh	22-24	L
F 26 @ Bloomsburg	28-44	L
F 27 @ Williamsport YMCA	19-9	W
F 28 @ Lock Haven	21-16	W
M 1 Co. B, 5th Regiment	58-2	W
M 7 Williamsport YMCA	17-12	W

1903 (3-5-1 OVERALL)

Captain: G.V. Storisi

J 16 Lock Haven	51-0	W
F 6 Franklin & Marshall	40-5	W
F 9 @ Westminster	18-28	L
F 10 @ Geneva	16-28	L
F 11 @ Grove City	11-33	L
F 12 @ Allegheny	14-26	L
F 13 @ Indiana State	19-33	L
M 6 @ Williamsport YMCA	13-13	(ot) T
M 19 Williamsport YMCA	13-9	W

1904 (5-4 OVERALL)

Captain: William R. Dunn

F 11 Bellefonte Academy	42-7	W
F 12 @ Williamsport YMCA	10-16	L
F 13 @ Wyoming Seminary	39-22	W
F 14 @ Ex. 9th Regiment	19-38	L
F 15 @ Susquehanna	34-7	W
F 25 Allegheny	11-25	L
M 11 Altoona Ath. Assoc.	59-8	W
M 14 Williamsport YMCA	33-16	W
M 16 Ex. 9th Regiment	10-20	L

1905 (6-2 OVERALL)

Captain: William R. Dunn

D 16 @ Altoona	16-23	L
J 20 Altoona Ath. Assoc.	34-18	W
F 2 Wyoming Seminary	33-16	W
F 17 Dickinson	41-13	W
F 22 @ Pennsylvania	29-24	W
F 23 @ Swarthmore	15-26	L
F 24 @ Franklin & Marshall	33-27	W
F 25 @ Dickinson	31-12	W

1905-06 (6-4 OVERALL)

Captain: W.Y. Heaton

D 15 Juniata	57-9	W
J 16 Wyoming Seminary	53-15	W
J 29 Susquehanna	49-23	W
F 2 @ Lehigh	19-31	L
F 3 @ Pennsylvania	18-28	L
F 5 Lebanon Valley	41-14	W
M 3 @ Southside	26-46	L
M 5 @ Pittsburgh	30-4	W
M 6 @ West Virginia	13-16	L
M 7 @ Greensburg	34-10	W

1906-07 (5-6 OVERALL)

Captain: H.B. Waha

D 13 Juniata	62-1	W
J 11 Wyoming Seminary	66-23	W
F 8 NYULS	19-17	W
F 11 @ Harrisburg Ath. Club	29-45	L
F 12 @ Swarthmore	15-26	L
F 13 @ Pennsylvania	16-35	L
F 14 @ Lehigh	12-40	L
F 15 Army	16-32	L
F 16 Fordham	12-15	L

F 22 Swarthmore	22-20	W
M 1 Lebanon Valley	52-20	W

1908 (10-4 OVERALL)

Captain: E. G. DuBarry

J 11 Wyoming Seminary	40-11	W
F 6 Pittsburgh	30-13	W
F 12 @ Franklin & Marshall	36-11	W
F 13 @ Delaware	26-19	W
F 14 @ Pennsylvania	19-28	L
F 15 @ Swarthmore	38-27	W
F 18 George Washington	47-4	W
F 20 Swarthmore	36-22	W
F 25 @ Bucknell	13-20	L
F 26 @ Fordham	27-21	W
F 27 @ Manhattan	29-26	W
F 28 @ CCNY	9-28	L
F 29 @ Lehigh	16-24	L
M 6 Delaware	47-11	W

1908-09 (7-6 OVERALL)

Captain: F.G. Funston

D 11 Harrisburg Ath. Club	42-13	W
D 15 @ Pennsylvania	23-30	L
D 16 @ Georgetown	26-49	L
D 17 @ Harrisburg Ath. Club	26-28	L
J 15 Wyoming Seminary	38-16	W
J 30 Bucknell	28-16	W
F 3 Allegheny	28-23	W
F 6 Franklin & Marshall	49-3	W
F 15 Pittsburgh Collegians	55-29	W
F 19 Swarthmore	20-25	L
F 22 @ Army	15-27	L
F 23 @ Manhattan	22-16	W
F 24 @ Swarthmore	19-25	L

1909-10 (8-6 OVERALL)

Captain: Burke Hermann

D 10 Harrisburg Ath. Club	44-13	W
D 15 @ Pennsylvania	17-28	L
D 16 @ Pratt Institute	24-19	W
D 17 @ Columbia	13-19	L
D 18 @ Army	20-22	L
J 14 Wyoming Seminary	54-17	W
J 20 Pittsburgh Collegians	37-40	L
J 29 @ Cornell	17-20	L
F 7 Allegheny	34-20	W
F 18 Swarthmore	20-17	W
F 19 @ Swarthmore	20-26	L
F 21 @ Harrisburg Ath. Club	44-37	W
F 24 Bucknell	53-13	W
M 11 @ Bucknell	23-10	W

1910-11 (9-4 OVERALL)

Captain: F.H. Blythe

D 9 Susquehanna	41-9	W
D 14 @ Pennsylvania	22-30	L
D 15 @ Pratt Institute	37-18	W
D 16 @ Columbia	16-24	L

ALL-TIME RESULTS

D 17 @ Army	19-21	L
J 16 Pittsburgh Collegians	19-14	W
F 3 Albright	50-9	W
F 9 Gettysburg	14-10	W
F 16 @ Swarthmore	25-37	L
F 17 @ Susquehanna	35-21	W
F 18 @ Bucknell	26-10	W
F 22 Lehigh	34-13	W
F 24 Bucknell	34-16	W

1911-12 (8-5 OVERALL)

Captain: H.E. Shore

D 8 Albright	32-31	W
D 13 @ NYU	19-18	W
D 14 @ Manhattan	19-22	L
D 15 @ St. John's	17-25	L
D 17 @ Army	30-16	W
J 12 Pittsburgh Collegians	37-17	W
J 19 Mt. Alto Academy	41-27	W
F 1 Franklin & Marshall	33-20	W
F 8 Gettysburg	43-14	W
F 16 Bucknell	35-17	W
F 22 @ Bucknell	14-21	L
F 23 @ Swarthmore	20-22	L
F 24 @ Lehigh	33-35	L

1912-13 (8-3 OVERALL)

Captain: B.L. Hartz

J 8 Pittsburgh Collegians	48-30	W
J 16 @ Westinghouse Club	46-16	W
J 17 @ Pittsburgh	30-25	W
J 18 @ Carnegie Tech	34-14	W
J 22 Lehigh	29-15	W
J 25 Carnegie Tech	43-16	W
F 8 Allegheny	21-17	W
F 13 @ Lehigh	28-37	L
F 14 @ Swarthmore	26-29	L
F 15 @ Franklin & Marshall	23-26	L
F 22 Pittsburgh	31-20	W

1913 (8-4 OVERALL)

Captain: W.G. Binder

J 10 Juniata	20-24	L
J 17 W. Va. Wesleyan	32-21	W
J 19 @ Westinghouse Club	41-27	W
J 20 @ Pittsburgh	29-26	W
J 21 @ Wash. & Jeff.	23-28	L
J 30 Gettysburg	47-17	W
F 7 Carnegie Tech	50-25	W
F 19 @ Franklin & Marshall	41-28	W
F 20 @ Swarthmore	38-26	W
F 21 @ Lehigh	33-37	L
F 28 Pittsburgh	26-17	W
M 7 William & Mary	19-21	L

1914-15 (10-3 OVERALL)

Captain: J.F. Park

D 12 Juniata	50-27	W
J 9 Harrisburg Collegians	33-31	W
J 14 @ Westinghouse Club	33-20	W

J 15 @ Wash. & Jeff.	28-24	W
J 16 @ Pittsburgh	32-35	L
J 30 Gettysburg	34-26	W
F 8 Wash. & Jeff.	32-19	W
F 12 MIT	60-14	W
F 18 @ Swarthmore	42-30	W
F 19 @ Georgetown	36-27	W
F 20 @ Navy	24-33	L
F 26 Pittsburgh	31-28	W
M 6 @ Pittsburgh	35-39	L

► COACH BURKE HERMANN

(1915-17, 1919-32)

148-73 OVERALL | 15 SEASONS

1915-16 (8-3 OVERALL)

Captain: I.E. Walton

J 8 Lafayette	30-26	W
J 15 Bucknell	42-21	W
J 22 Juniata	37-26	W
F 3 @ Carnegie Tech	35-24	W
F 4 @ Westinghouse Club	32-25	W
F 5 @ Pittsburgh	38-43	L
F 19 Lehigh	29-19	W
F 26 Pittsburgh	27-31	L
M 2 @ Swarthmore	23-28	L
M 3 @ Lafayette	22-14	W
M 4 @ Lehigh	35-22	W

1916-17 (12-2 OVERALL)

Captain: I.E. Walton

D 9 Juniata	28-25	W
J 4 Dartmouth	44-22	W
J 6 Syracuse	22-21	W
J 20 @ Juniata	40-30	W
F 1 @ Pittsburgh	36-37	L
F 2 @ Westinghouse Club	37-18	W
F 3 @ Carnegie Tech	37-26	W
F 10 Lebanon Valley	42-22	W
F 17 Carnegie Tech	38-23	W
F 24 Pittsburgh	37-32	W
F 28 @ Lafayette	39-31	W
M 1 @ Delaware	36-31	W
M 2 @ Swarthmore	33-22	W
M 3 @ Lehigh	18-35	L

► NO FORMAL HEAD COACH

1917-18 (12-1 OVERALL)

Captain: R.D. Blakeslee (No Coach)

D 8 Juniata	41-28	W
D 15 Unit 29, USAAC	40-26	W
J 14 Lehigh	44-29	W
J 19 @ Juniata	44-29	W
J 26 Carlisle	48-27	W
J 31 @ Syracuse	24-34	L
F 1 @ Colgate	48-38	W
F 2 @ Lehigh	36-29	W
F 14 Carnegie Tech	46-19	W
F 23 Pittsburgh	35-15	W

F 28 @ Pittsburgh	38-26	W
F 29 @ Carnegie Tech	54-30	W
M 1 @ West Virginia	35-26	W

► COACH HUGO BEZDEK

(1919)

11-2 OVERALL | 1 SEASON

1918-19 (11-2 OVERALL)

Captain: Bill Mullan

J 17 Juniata	40-16	W
J 25 Susquehanna	86-12	W
J 29 @ Pennsylvania	13-34	L
J 30 @ Muhlenberg	33-15	W
J 31 @ Lafayette	25-33	L
F 1 @ Lehigh	26-23	W
F 7 Geneva	54-16	W
F 14 Juniata	46-26	W
F 22 Pittsburgh	39-19	W
F 27 @ Carnegie Tech	57-26	W
F 28 @ Pittsburgh	33-31	W
M 1 @ Geneva	32-27	W
M 4 @ Great Lakes NTS	48-22	W

► COACH BURKE HERMANN, CONT.

1919-20 (12-1 OVERALL)

Captain: F.N. Wolf

D 20 Juniata	56-18	W
J 17 Dickinson	62-18	W
J 24 Wash. & Jeff.	43-25	W
J 31 Lebanon Valley	69-10	W
F 5 @ Lafayette	46-11	W
F 6 @ Swarthmore	25-23	W
F 7 @ Pennsylvania	16-21	L
F 13 George Washington	60-6	W
F 21 Pittsburgh	37-19	W
F 27 @ West Virginia	34-27	W
F 28 @ Pittsburgh	34-29	W
M 6 Alumni	31-23	W
M 12 Lehigh	33-19	W

1920-21 (14-2 OVERALL)

Captain: Glenn Killinger

D 15 Juniata	45-13	W
J 8 Dickinson	48-19	W
J 15 Wash. & Jeff.	53-14	W
J 17 West Virginia	52-14	W
J 22 Susquehanna	47-13	W
J 29 Lebanon Valley	51-12	W
F 2 Carnegie Tech	62-17	W
F 4 @ Pittsburgh	39-33	W
F 5 @ Wash. & Jeff.	26-23	W
F 12 Virginia Tech	23-29	L
F 19 Pittsburgh	50-28	W
F 26 Buffalo	43-16	W
M 5 Swarthmore	34-11	W
M 9 @ Yale	20-23	L
M 16 @ Pennsylvania	21-19	W
M 20 Alumni	29-28	W

ALL-TIME RESULTS

1921-22 (9-5 OVERALL)

Captain: A.K. Wilson

Leading Scorer: J.N. Reed, 190

D 15 Juniata	48-16	W
J 7 Dickinson	34-11	W
J 14 Lebanon Valley	29-14	W
J 28 Bucknell	38-12	W
F 3 @ Pittsburgh	30-27	W
F 4 @ Wash. & Jeff.	23-26	L
F 11 Bethany	40-20	W
F 18 Pittsburgh	27-28	L
F 22 @ Pennsylvania	16-23	L
F 24 @ Rutgers	28-35	L
F 25 @ Princeton	19-22	L
M 4 Creighton	49-27	W
M 11 Wash. & Jeff.	32-15	W
M 18 Alumni	39-24	W

1922-23 (13-1 OVERALL)

Captain: H.D. Koehler

Leading Scorer: J.N. Reed, 242

D 14 Juniata	49-25	W
J 6 Syracuse	32-15	W
J 13 Carnegie Tech	36-25	W
J 20 Bethany	64-13	W
J 27 Lebanon Valley	43-18	W
F 2 @ Pittsburgh	38-31	W
F 3 @ Carnegie Tech	38-29	W
F 7 @ Pennsylvania	30-23	W
F 9 Dickinson	39-23	W
F 17 Pittsburgh	38-11	W
F 22 @ Cornell	25-27	L
F 23 @ Syracuse	44-14	W
M 3 Swarthmore	41-25	W
M 10 Alumni	40-23	W

1923-24 (13-2 OVERALL)

Captain: Ken Loeffler

Leading Scorer: J.N. Reed, 151

D 13 Juniata	61-13	W
J 5 Susquehanna	58-13	W
J 12 Carnegie Tech	47-25	W
J 19 Gettysburg	23-19	W
J 26 Bucknell	44-18	W
F 2 @ Pennsylvania	22-27	L
F 9 Duquesne	43-40	L
F 15 @ Pittsburgh	30-31	L
F 22 Pittsburgh	29-13	W
F 29 @ NYU	25-19	W
M 4 @ Syracuse	25-22	W
M 6 Allegheny	44-22	W
M 8 Lafayette	34-14	W
M 12 Carnegie Tech	41-14	W
M 15 Syracuse	37-22	W

1924-25 (12-2 OVERALL)

Captain: E.O. Gerhardt

Leading Scorer: E.O. Gerhardt, 144

D 17 Juniata	30-21	W
J 10 Carnegie Tech	34-21	W
J 17 Susquehanna	52-17	W
J 24 Gettysburg	41-23	W
J 30 @ Catholic	36-11	W
J 31 @ Navy	39-37 (2OT)	W
F 7 @ Pittsburgh	40-25	W
F 14 Lebanon Valley	42-15	W
F 21 Notre Dame	33-22	W
F 25 Syracuse	24-22	W
F 28 @ Pennsylvania	24-36	L
M 7 Bucknell	64-17	W
M 13 @ Pittsburgh	35-30	W
M 14 @ Syracuse	27-38	L

1925-26 (7-7 OVERALL)

Captain: D.G. Hood

Leading Scorer: Harold Von Neida, 83

D 16 Juniata	38-22	W
J 12 Bethany	52-40	W
J 16 Susquehanna	75-18	W
J 29 @ Pittsburgh	26-30	L
J 30 @ Duquesne	12-36	L
F 6 Bucknell	39-28	W
F 12 @ Georgetown	30-19	W
F 13 @ Navy	21-31	L
F 20 Gettysburg	32-38	L
F 24 Syracuse	37-31	W
F 27 Catholic	47-27	W
M 2 @ Pennsylvania	16-24	L
M 6 @ Syracuse	12-29	L
M 13 Pittsburg	31-37	L

1927 (14-4 OVERALL)

Captain: Michael Hamas

Leading Scorer: Michael Hamas, 223

J 8 Lebanon Valley	40-32	W
J 1 Susquehanna	50-15	W
J 22 Gettysburg	46-29	W
J 27 Princeton	30-23	W
J 29 @ Pennsylvania	26-32	L
F 1 Detroit	27-37	L
F 5 Carnegie Tech	41-31	W
F 10 Wash. & Jeff.	39-30	W
F 12 Duquesne	39-15	W
F 16 Juniata	29-18	W
F 19 Bucknell	41-22	W
F 24 @ Carnegie Tech	38-13	W
F 25 @ Pittsburgh	27-33	L
M 2 Ursinus	42-23	W
M 4 @ Buffalo	43-41 (3OT)	W
M 5 @ Syracuse	21-48	L
M 12 Pittsburgh	35-24	W
M 13 Alumni	39-34	W

1928 (10-5 OVERALL)

Captain: H.B. Von Neida

Leading Scorer: L.D. Reilly, 111

J 4 Western Maryland	49-20	W
J 7 Syracuse	26-27	L
J 11 Lebanon Valley	41-22	W
J 14 @ Pennsylvania	21-23	L
J 18 Juniata	53-18	W
J 21 Gettysburg	54-29	W
J 28 Temple	57-27	W
F 4 Carnegie Tech	43-23	W
F 10 @ Pittsburgh	25-48	L
F 11 @ Carnegie Tech	27-21	W
F 18 Ursinus	45-39	W
F 23 @ Colgate	33-32	W
F 25 @ Syracuse	14-28	L
M 3 Bucknell	36-34	W
M 10 Pittsburgh	28-45	L

1928-29 (10-9 OVERALL)

Captain: L.D. Reilly

Leading Scorer: J.N. Stahley, (-)

D 29 @ Detroit	31-18	W
D 31 @ Northwestern	17-41	L
J 1 @ Michigan	11-32	L
J 2 @ Michigan St.	14-16	L
J 15 Gettysburg	37-34 (OT)	W
J 18 @ Georgetown	40-42	L
J 19 @ Navy	39-25	W
J 20 Western Maryland	46-19	W
J 22 Carnegie Tech	50-22	W
J 26 Colgate	49-27	W
F 2 @ Pennsylvania	29-39	L
F 9 Wash. & Jeff.	38-33	W
F 15 @ Pittsburgh	38-49	L
F 16 @ Carnegie Tech	42-29	W
F 20 @ Bucknell	42-29	W
F 23 Syracuse	35-26	W
M 1 @ Syracuse	23-26	L
M 4 @ Colgate	20-34	L
M 11 Pittsburgh	23-29	L

1930 (5-9 OVERALL)

Captain: J.N. Stahley

Leading Scorer: Fred Brand, 108

J 4 Bethany	28-39	L
J 7 Montana State	42-51	L
J 9 Western Maryland	45-19	W
J 11 Carnegie Tech	27-21	W
J 18 @ West Virginia	40-39	W
J 25 Colgate	24-25	L
F 1 @ Pennsylvania	22-28	L
F 14 @ Pittsburgh	20-47	L
F 15 @ Carnegie Tech	11-23	L
F 20 Syracuse	26-44	L
F 28 @ Colgate	34-32	W
M 1 @ Syracuse	26-44	L
M 8 Bucknell	57-33	W
M 15 Pittsburgh	30-47	L

ALL-TIME RESULTS

1931 (3-12 OVERALL)

Captain: S.S. Saltzman

Leading Scorer: Fred Brand, 120

J 7 Waynesburg	24-31	L
J 10 Bethany	27-41	L
J 14 Lafayette	16-27	L
J 17 @ Harvard	20-38	L
J 20 Syracuse	33-50	L
J 28 @ Navy	38-45	L
J 31 Colgate	27-34	L
F 7 Western Maryland	40-22	W
F 14 West Virginia	37-27	W
F 21 @ Pittsburgh	24-30	L
F 24 Bucknell	56-41	W
F 27 @ Colgate	27-30	L
F 28 @ Syracuse	29-47	L
M 7 Carnegie Tech	30-31	L
M 14 Pittsburgh	32-37	L

1932 (6-9 OVERALL)

Captain: F.C. Brand

Leading Scorer: E. McMinn, 141

J 9 Western Maryland	47-21	W
J 16 Waynesburg	37-33	W
J 27 @ Pennsylvania	23-27	L
J 30 Syracuse	41-33	W
F 6 Bucknell	48-22	W
F 10 Juniata	40-22	W
F 13 Colgate	29-34	L
F 17 @ Army	37-46	L
F 18 @ Fordham	37-38 (OT)	L
F 20 West Virginia	33-42	L
F 26 @ Colgate	31-42	L
F 27 @ Syracuse	33-41	L
M 5 Pittsburgh	32-36	L
M 11 @ Carnegie Tech	27-40	L
M 12 @ Pittsburgh	40-30	W

► COACH EARL LESLIE

(1933-36)

29-28 OVERALL | 4 SEASONS

1933 (7-4 OVERALL)

Captain: W.C. Moser

Leading Scorer: N.B. McFarlane, 114

J 4 Susquehanna	43-24	W
J 7 @ Pennsylvania	24-43	L
J 14 Western Maryland	44-15	W
J 21 Wash. & Jeff.	47-21	W
J 28 Army	33-26	W
F 8 Lafayette	48-25	W
F 15 Temple	33-43	L
F 18 West Virginia	44-34	W
F 25 Carnegie Tech	30-27	W
M 3 @ Colgate	32-48	L
M 4 @ Syracuse	29-44	L

1934 (8-4 OVERALL)

Captain: N.B. McFarlane

Leading Scorer: N.B. McFarlane, 169

J 4 Susquehanna	47-20	W
J 6 Juniata	39-19	W
J 10 Dickinson	37-21	W
J 13 Bucknell	44-21	W
J 20 Wash. & Jeff.	28-11	W
J 27 @ Navy	24-43	L
F 7 @ Army	29-24	W
F 10 @ Colgate	39-22	W
F 16 @ Carnegie Tech	47-23	W
F 17 @ West Virginia	18-45	L
F 24 Syracuse	23-31	L
M 1 Rutgers	34-35	L

1935 (8-9 OVERALL)

Captain: J.M. Stocker

Leading Scorer: John Stocker, 121

D 14 Ithaca	39-26	W
D 29 @ Rutgers	40-52	L
J 2 @ Wheaton	53-36	L
J 5 @ Pennsylvania	22-43	L
J 9 Temple	33-35 (OT)	L
J 12 Juniata	32-22	W
J 16 Western Maryland	43-25	W
J 19 Wash. & Jeff.	38-15	W
J 26 Lock Haven	46-20	W
F 6 Bucknell	41-32	W
F 9 Army	38-34	W
F 13 St. Thomas	37-39	L
F 16 @ Navy	27-33	L
F 22 Carnegie Tech	35-54	L
M 1 @ Colgate	35-38	L
M 2 @ Syracuse	34-47	L
M 9 Pittsburgh	25-41	L

EASTERN INTERCOLLEGIATE CONFERENCE

1935-39 (4 YEARS)

1935-36 (6-11 OVERALL, 0-10 EIC)

Captain: B.A. Riley

Leading Scorer: Sol Miehoff, 121

D 14 Ithaca	38-32	W
J 8 @ Pennsylvania	31-26	W
J 11 @ Navy	30-36	L
J 15 Syracuse	34-33	W
J 18 Pittsburgh	23-45	L
J 22 Bucknell	40-33	W
J 25 Carnegie Tech	30-32	L
F 8 West Virginia	35-40	L
F 11 @ Temple	33-39	L
F 12 @ Army	41-36	W
F 15 Georgetown	44-51	L
F 19 Temple	23-31	L
F 22 @ West Virginia	31-54	L
F 26 @ Georgetown	27-34	L

F 29 Rutgers	45-43 (OT)	W
M 6 @ Carnegie Tech	25-38	L
M 7 @ Pittsburgh	38-41	L

► COACH JOHN LAWTHER

(1937-49)

150-93 OVERALL | 13 SEASONS

1937 (10-7 OVERALL, 6-4 EIC)

Captains: M.L. Korrick & J.F. Smith

Leading Scorer: Sol Miehoff, 125

J 6 @ Pennsylvania	33-41	L
J 9 Susquehanna	52-19	W
J 13 Lafayette	46-15	W
J 16 @ Georgetown	31-23	W
J 19 West Virginia	28-21	W
J 23 @ Pittsburgh	28-36	L
J 25 Carnegie Tech	35-30	W
F 3 Bucknell	42-19	W
F 8 @ Carnegie Tech	27-25	W
F 12 @ Temple	23-42	L
F 13 @ Navy	32-31 (OT)	W
F 17 @ West Virginia	31-36	L
F 20 Temple	26-28	L
F 27 @ Syracuse	26-39	L
M 3 Georgetown	34-24	W
M 6 Pittsburgh	24-21	W
M 9 @ Yale	31-33	L

1937-38 (13-5 OVERALL, 6-4 EIC)

Captains: Sol Miehoff & J.P. Proksa

Leading Scorer: Sol Miehoff, 175

D 30 @ Akron	19-29	L
D 31 @ Kent State	47-34	W
J 1 @ Western Reserve	42-34	W
J 5 @ Pennsylvania	40-28	W
J 8 Susquehanna	44-24	W
J 11 @ Carnegie Tech	39-33	W
J 15 West Virginia	33-29	W
J 18 Bucknell	33-20	W
J 22 Georgetown	42-23	W
F 4 @ Temple	30-37	L
F 5 @ Georgetown	34-33 (OT)	W
F 8 Temple	39-49	L
F 12 @ Pittsburgh	34-39	L
F 19 @ West Virginia	44-41 (OT)	W
F 26 Syracuse	38-32	W
M 2 Carnegie Tech	38-24	W
M 5 Pittsburgh	25-26	L
M 9 @ Rutgers	53-18	W

1938-39 (13-10 OVERALL, 5-5 EIC)

Captains: None

Leading Scorer: Charlie Prosser, 195

D 3 Maryland	42-28	W
D 10 Susquehanna	45-22	W
D 14 Syracuse	33-19	W
D 26 @ DePaul	23-31	L
D 28 @ Michigan St.	21-35	L

ALL-TIME RESULTS

D 31 @ Syracuse	23-43	L
J 2 Colorado ¹	26-29	L
J 4 Western Reserve	36-24	W
J 7 Rutgers	44-21	W
J 11 Bucknell	42-17	W
J 14 @ Muhlenberg	43-27	W
J 17 Carnegie Tech	33-35	L
J 21 @ Temple	29-31	L
J 28 @ Navy	19-38	L
F 4 @ Pennsylvania	34-21	W
F 8 @ Pittsburgh	41-22	W
F 11 @ Georgetown	31-32	L
F 15 @ West Virginia	46-43 (3 OT)	W
F 22 West Virginia	54-40	W
F 25 Pittsburgh	36-35	W
M 1 @ Georgetown	29-42	L
M 4 @ Carnegie Tech	28-33	L
M 8 Temple	35-32	W
1 - Hershey, Pa.		

1939-40 (15-8 OVERALL)

Captain: H.C. McWilliams

Leading Scorer: John Barr, 231

D 2 Wash. & Jeff.	26-35	L
D 6 Susquehanna	52-23	W
D 16 Bucknell	37-44	L
J 1 @ Mount Union	31-24	W
J 2 @ Akron	55-20	W
J 3 @ Kent State	36-21	W
J 6 @ Pittsburgh	28-31	L
J 10 Georgetown	33-22	W
J 13 @ Carnegie Tech	33-35	L
J 17 Syracuse	24-27	L
J 20 @ Navy	40-17	W
F 3 @ Rutgers	47-19	W
F 7 West Virginia	32-23	W
F 10 @ Army	47-20	W
F 14 NYU	29-35	L
F 16 @ Colgate	43-25	W
F 17 @ Syracuse	29-34	L
F 21 @ Georgetown	35-38	L
F 22 @ Temple	33-31	W
F 28 @ West Virginia	55-51 (OT)	W
M 2 @ Pittsburgh	36-29	W
M 6 Temple	46-36	W
M 9 Carnegie Tech	48-26	W

1940-41 (15-5 OVERALL)

Captain: John Barr

Leading Scorer: John Barr, 200

D 7 Wash. & Jeff.	30-31	L
D 11 @ Bucknell	55-21	W
D 14 Colgate	35-21	W
D 18 Susquehanna	55-18	W
J 10 @ NYU	47-34	W
J 11 @ Pittsburgh	27-36	L
J 15 @ Syracuse	44-25	W
J 18 @ Navy	23-20	W
J 29 @ Georgetown	24-28 (OT)	L

J 31 @ American	32-17	W
F 5 West Virginia	29-35	L
F 8 @ Temple	43-25	W
F 12 Carnegie Tech	42-24	W
F 15 @ Syracuse	27-39	L
F 19 Georgetown	46-38	W
F 22 @ Army	31-27	W
F 25 Mexico	62-18	W
F 27 Muhlenberg	50-29	W
M 1 Pittsburgh	36-21	W
M 5 @ Carnegie Tech	42-32	W

1941-42 (18-3 OVERALL)

Captains: R.V. Grimes & Elmer Gross

Leading Scorers: Herschel Baltimore, 179 & Elmer Gross, 179

No. 10 in Final Dunkel Index

D 4 Susquehanna	47-18	W
D 6 Wash. & Jeff.	33-31	W
D 10 Bucknell	48-32	L
D 13 @ Cornell	25-28	L
D 17 Syracuse	37-29	W
J 10 @ American	53-26	W
J 16 @ West Virginia	33-58	L
J 17 @ Pittsburgh	34-30	W
J 28 @ Army	34-26	W
J 31 @ Temple	41-33	W
F 4 @ Navy	29-25	W
F 7 @ Carnegie Tech	59-26	W
F 11 Temple	46-33	W
F 13 @ Colgate	58-35	W
F 14 @ Syracuse	37-36 (OT)	W
F 21 Pittsburgh	33-28	W
F 25 West Virginia	44-30	W
F 28 NYU	43-35	W
M 4 Carnegie Tech	42-19	W

NCAA TOURNAMENT

M 20 Dartmouth ¹	39-44	L
M 21 Illinois ¹	41-34	W
1 - New Orleans, La.		

1942-43 (15-4 OVERALL)

Captains: Herschel Baltimore & John Egli

Leading Scorer: David Hornstein, 139

D 5 Wash. & Jeff.	34-29	W
D 9 Susquehanna	58-28	W
D 12 Bucknell	36-22	W
J 6 @ NYU	39-40	L
J 9 @ Temple	38-29	W
J 13 Syracuse	42-28	W
J 15 @ Carnegie Tech	35-33	W
J 16 @ Pittsburgh	37-38	L
J 23 Colgate	48-24	W
J 30 @ West Virginia	27-32	L
F 4 @ Georgetown	35-51	L
F 5 @ Navy Pre-Flight	51-34	W
F 6 @ Navy	33-21	W
F 10 West Virginia	55-40	W
F 17 @ Army	37-28	W

F 20 Pittsburgh	32-13	W
F 24 Temple	46-33	W
M 3 Carnegie Tech	65-28	W
M 6 Georgetown	55-37	W

1943-44 (8-7 OVERALL)

Captains: None

Leading Scorers: Don McNary, 146

D 4 @ Muhlenberg	34-40	L
D 11 Bucknell	26-29	L
D 15 Susquehanna	45-25	W
D 18 Wash. & Jeff.	41-34	W
J 5 NYU ¹	37-36	W
J 8 @ Temple	38-45	L
J 14 @ Carnegie Tech	34-32	W
J 15 @ Pittsburgh	15-12	W
J 22 Colgate	34-41	L
J 26 @ Army	38-49	L
J 29 Juniata	38-29	W
F 5 @ Navy	26-46	L
F 19 Pittsburgh	35-29	W
F 23 Temple	30-31	L
M 1 Carnegie Tech	76-33	W
1 - Madison Square Garden (NYC)		

1944-45 (10-7 OVERALL)

Captains: None

Leading Scorer: Irwin Batnick, 113

D 6 Muhlenberg	36-37 (OT)	L
D 13 Susquehanna	53-12	W
D 14 Marshall	34-32	W
D 16 @ West Virginia	34-39	L
D 20 Bucknell	32-30	W
J 10 Mexico	50-29	W
J 12 @ Carnegie Tech	57-22	W
J 13 @ Pittsburgh	41-58	L
J 17 West Virginia	53-27	W
J 24 @ Army	28-33	L
J 27 Colgate	37-26	W
J 31 @ Navy	27-60	L
F 7 Carnegie Tech	57-22	W
F 10 @ Colgate	51-34	W
F 14 Temple	60-63 (5OT)	L
F 17 Pittsburgh	53-36	W
F 24 @ Temple	28-39	L

1945-46 (7-9 OVERALL)

Captains: None

Leading Scorer: Walter Hatkevich, 216

D 5 Susquehanna	68-33	W
D 8 @ West Virginia	41-42 (OT)	L
D 12 Muhlenberg	36-55	L
D 15 @ Carnegie Tech	34-27	W
D 19 Bucknell	58-33	W
J 5 @ Muhlenberg	38-47	L
J 9 Temple	46-34	W
J 12 @ Pittsburgh	38-45	L
J 16 West Virginia	45-48	L
J 19 @ Colgate	51-67	L

ALL-TIME RESULTS

J 26 @ Bucknell	47-28 W
J 30 @ Army	45-46 L
F 2 Pittsburgh	48-37 W
F 6 @ Navy	33-34 L
F 9 Colgate	46-44 W
F 16 @ Temple	38-54 L

1946-47 (10-8 OVERALL)

Captain: David Hornstein

Leading Scorer: Jack Biery, 218

D 4 @ Susquehanna	57-33 W
D 7 @ Georgetown	40-37 W
D 11 @ Bucknell	34-38 (OT) L
D 14 Wash. & Jeff.	46-48 L
D 18 @ West Virginia	37-40 L
J 4 @ Pittsburgh	31-42 L
J 8 Temple	62-42 W
J 11 Muhlenberg	48-36 W
J 15 @ Bucknell	52-45 W
J 18 @ Carnegie Tech	71-45 W
F 1 Pittsburgh	46-39 W
F 7 @ American	46-38 W
F 8 @ Temple	37-38 L
F 12 Carnegie Tech	52-32 W
F 15 @ Navy	43-58 L
F 22 West Virginia	51-55 L
M 1 Georgetown	42-50 L
M 8 @ Colgate	71-68 W

1947-48 (9-10 OVERALL)

Captain: Jack Biery

Leading Scorer: Jack Biery, 260

D 13 Wash. & Jeff.	63-49 W
D 17 Bucknell	42-46 L
J 3 @ Pittsburgh	34-35 L
J 7 American	45-25 W
J 9 @ Colgate	36-35 W
J 10 @ Syracuse	43-49 L
J 14 @ West Virginia	50-46 W
J 17 @ Carnegie Tech	47-39 W
J 21 @ Bucknell	29-36 L
J 31 Pittsburgh	34-42 L
F 4 @ West Virginia	32-60 L
F 7 Syracuse	40-35 W
F 11 @ Georgetown	42-40 W
F 14 DePauw	68-49 W
F 18 @ Navy	36-40 L
F 21 @ Temple	44-55 L
F 28 Colgate	60-61 (OT) L
M 3 Georgetown	43-49 L
M 6 Temple	64-62 W

1948-49 (7-10 OVERALL)

Captain: Milt Simon

Leading Scorer: Milt Simon, 177

D 4 @ Pittsburgh	33-40 L
D 14 American	55-59 L
D 15 @ Georgetown	41-49 L
D 18 Wash. & Jeff.	40-38 W

J 8 Colgate	40-58 L
J 15 Carnegie Tech	65-40 W
J 19 @ Navy	47-55 L
F 2 @ West Virginia	28-52 L
F 5 Syracuse	63-47 W
F 9 West Virginia	47-49 L
F 12 @ Temple	48-56 L
F 19 Pittsburgh	49-38 W
F 23 American	63-50 W
F 25 @ Colgate	45-67 L
F 26 @ Syracuse	47-49 L
M 2 Temple	52-41 W
M 5 Georgetown	61-42 W

▶ COACH ELMER GROSS

(1950-54) 1954 FINAL FOUR

80-40 OVERALL | 5 SEASONS

1949-50 (13-10 OVERALL)

Captains: Marty Costa & Joe Tocci

Starters: Marty Costa (13.0), Lou Lamie (10.8), Lee Schisler (8.3), Joe Tocci (7.5), Jay McMahan (5.7)

D 7 Susquehanna	74-44 W
D 14 @ Georgetown	63-70 L
D 15 @ American	67-49 W
D 28 Duke ¹	51-48 W
D 29 West Virginia ¹	46-41 W
D 30 @ NC State ¹	40-50 L
J 7 Colgate	67-68 (OT) L
J 13 @ Carnegie Tech	42-57 L
J 14 @ Wash. & Jeff.	51-50 W
J 18 American	74-54 W
J 21 Pittsburgh	34-21 W
J 25 @ Pittsburgh	58-51 W
J 28 Syracuse	67-61 W
F 8 @ Pennsylvania	49-66 L
F 10 @ Gettysburg	65-66 (OT) L
F 11 @ Navy	40-46 L
F 15 West Virginia	82-56 W
F 18 Rutgers	51-64 L
F 22 Temple	66-61 W
F 24 @ Colgate	72-57 W
F 25 @ Syracuse	44-46 L
M 1 @ West Virginia	56-59 L
M 4 Georgetown	65-56 W

1 - Dixie Classic (Raleigh, N.C.)

1950-51 (14-9 OVERALL)

Captains: Lou Lamie

Starters: Lou Lamie (14.5), Ted Panopoulos (11.9), Jay McMahan (8.4), Hardy Williams (8.0), Frank Moore (6.1)

Subs: Herm Sledzik (5.0), Joe Piorkowski (4.0)

D 6 Ithaca	70-31 W
D 9 Syracuse	59-61 L
D 11 @ American	66-63 W
D 15 Rhode Island	61-55 W

D 16 Wash. & Jeff.	52-55 L
D 29 Michigan St. ¹	43-51 L
D 30 Ohio State ¹	67-58 W
J 2 @ Lawrence Tech	56-67 L
J 6 Colgate	52-55 L
J 10 @ Bucknell	25-15 W
J 20 Gettysburg	73-52 W
F 3 Bucknell	67-53 W
F 6 @ Georgetown	76-70 W
F 7 @ Navy	44-41 W
F 10 West Virginia	76-60 W
F 14 @ Pittsburgh	50-61 L
F 17 @ Rutgers	73-50 W
F 21 American	73-54 W
F 23 @ Colgate	58-57 W
F 24 @ Syracuse	46-50 L
F 28 @ West Virginia	68-72 L
M 3 Pittsburgh	64-44 W
M 7 @ Pennsylvania	58-61 L

1 - Spartans Tournament (East Lansing, Mich.)

1951-52 (20-6 OVERALL)

Captains: Jay McMahan & Hardy Williams

Starters: Jesse Arnelle (18.9), Herm Sledzik (9.2), Hardy Williams (8.4), John Sherry (6.8), Joe Piorkowski (5.6)

Subs: Jay McMahan (6.5), Ron Weidenhammer (6.1), Ed Haag (3.7)

D 5 Ithaca	51-21 W
D 12 Bucknell	73-63 W
D 15 @ Wash. & Jeff.	46-49 L
D 27 Michigan ¹	62-60 W
D 28 Pittsburgh ¹	62-40 W
J 5 Colgate	68-51 W
J 10 @ Syracuse	61-57 W
J 12 Carnegie Tech	74-56 W
J 16 @ Gettysburg	85-70 W
J 17 @ Dickinson	89-45 W
J 19 @ Pittsburgh	52-45 W
J 30 @ Navy	53-49 W
J 31 @ American	77-52 W
F 2 @ @ West Virginia	61-60 W
F 6 Rutgers	66-52 W
F 9 Georgetown	83-55 W
F 15 @ Rhode Island	72-66 W
F 16 @ Army	85-73 W
F 20 @ Pennsylvania	52-54 L
F 22 @ Colgate	63-65 (OT) L
F 23 @ Syracuse	72-76 (2OT) L
F 27 @ West Virginia	84-65 W
M 1 Pittsburgh	24-9 W
M 8 @ Bucknell	80-67 W

NCAA TOURNAMENT

M 21 @ Kentucky ²	54-82 L
M 22 @ NC State ²	60-69 L

1 - Keystone Classic (Pittsburgh, Pa.)

2 - Raleigh, N.C.

ALL-TIME RESULTS

1952-53 (15-9 OVERALL)

Captain: Herm Sledzik

Starters: Jesse Arnelle (17.0), Herm Sledzik (14.6), John Sherry (10.3), Ed Haag (7.4), Ron Weidenhammer (6.6)

Subs: Joe Piorkowski (7.5), Dave Edwards (3.3), Jim Blocker (3.2)

D 12 Alfred	56-43	W
D 13 Wash. & Jeff.	62-50	W
D 19 Colgate	68-55	W
D 29 7 Oklahoma A & M ¹	61-68	L
D 30 Bowling Green ¹	67-56	W
D 31 10 W. Kentucky ¹	78-91	L
J 7 Syracuse	71-62	W
J 9 Carnegie Tech	62-51	W
J 10 @ Pittsburgh	56-57	L
J 12 Gettysburg	73-66	W
J 14 @ West Virginia	72-82	L
J 17 Ithaca	105-47	W
J 31 @ Pennsylvania	56-60	L
F 3 @ Georgetown	73-70	W
F 4 @ Navy	53-77	L
F 7 @ Rutgers	62-74	L
F 11 American	69-53	W
F 14 Bucknell	71-49	W
F 16 Dickinson	56-42	W
F 20 @ Colgate	60-62 (OT)	L
F 21 @ Syracuse	78-74	W
F 25 West Virginia	77-57	W
F 28 Pittsburgh	73-53	W
M 7 @ Temple	54-56	L
1 - All-College Tournament (Oklahoma City, Okla.)		

1953-54 (18-6 OVERALL)

1954 FINAL FOUR

No. 9 in final Associated Press poll

Captain: John Sherry

Starters: Jesse Arnelle (21.1), John Sherry (11.6), Ed Haag (8.5), Ron Weidenhammer (7.6), Jim Blocker (4.8)

Subs: Jim Brewer (6.1), Dave Edwards (2.9), Bob Rohland (2.7)

D 5 Wash. & Jeff.	66-41	W
D 12 @ Pennsylvania	72-67	W
D 18 @ American	65-52	W
D 19 @ 8 NC State	74-89	L
J 6 Syracuse	77-63	W
J 9 Colgate	78-58	W
J 13 @ West Virginia	74-66	W
J 16 @ Navy	58-62	L
J 27 @ Bucknell	49-43	W
J 28 Pittsburgh	91-85 (3 OT)	W
F 3 @ Gettysburg	64-51	W
F 6 West Virginia	85-68	W
F 13 @ Pittsburgh	62-74	L
F 19 @ Colgate	63-75	L
F 20 @ Syracuse	69-71	L
F 24 Gettysburg	76-62	W

F 27 Rutgers	76-59	W
M 4 Georgetown	61-54	W
N 6 Temple	67-52	W

NCAA Tournament

M 9 Toledo ¹	62-50	W
M 12 8 LSU ²	78-70	W
M 13 6 Notre Dame ²	71-63	W
M 19 12 La Salle ³	54-69	L
M 20 USC ³	70-61	W
1 - Memorial Coliseum (Fort Wayne, Ind.)		
2 - Iowa Fieldhouse (Iowa City, Iowa)		
3 - Municipal Auditorium (Kansas City, Mo.)		

▶ COACH JOHN EGLI

(1955-68)

187-135 OVERALL | 14 SEASONS

1954-55 (18-10 OVERALL)

Captains: Jesse Arnelle & Ron

Weidenhammer

Starters: Jesse Arnelle (26.1), Ron Weidenhammer (11.1), Bob Hoffman (10.5), Earl Fields (9.8), Jim Blocker (5.5)

Subs: Rudy Marisa (7.1), Dave Edwards (3.6), Bob Rohland (2.4)

D 4 Dickinson	81-63	W
D 9 @ NC State	77-99	L
D 11 Carnegie Tech	91-75	W
D 15 Colgate	110-75	W
D 17 Gettysburg	97-61	W
D 18 Rutgers	106-69	W
D 27 Wayne ¹	66-71	L
D 28 Toledo ¹	71-53	W
D 30 @ Michigan St.	74-85	L
J 5 Bucknell	94-45	W
J 8 Navy	84-64	W
J 12 Syracuse	107-85	W
J 14 @ Carnegie Tech	56-66	L
J 15 @ Pittsburgh	66-76	L
J 19 @ Lehigh	81-75 (OT)	W
J 29 @ Temple	84-80 (2OT)	W
F 2 @ West Virginia	77-68 (OT)	W
F 5 Lehigh	78-37	W
F 9 West Virginia	84-58	W
F 12 @ Wash. & Jeff.	90-71	W
F 18 @ Colgate	56-69	L
F 19 @ Syracuse	60-83	L
F 23 @ Rutgers	83-64	W
F 26 Pittsburgh	77-71	W
M 2 Pennsylvania	79-85	L

NCAA Tournament

M 8 Memphis ²	59-55	W
M 11 5 Iowa ³	53-82	L
M 12 2 Kentucky ³	59-84	L
1 - Motor City Classic (Detroit, Mich.)		
2 - Lexington, Ky.		
3 - Evansville, Ind.		

1955-56 (12-14 OVERALL)

Captains: Earl Fields & Bob Hoffman

Starters: Earl Fields (14.1), Bob Hoffman (14.1), Rudy Marisa (13.6), Bob Ramsay (7.6), Norm Hall (7.0)

Subs: Steve Baidy (8.1), Bob Leisher (7.6), Ron Rainey (4.3)

D 3 @ NC State	42-78	L
D 7 @ Dickinson	80-66	W
D 10 @ DePaul	62-84	L
D 14 Rutgers	102-78	W
D 17 Colgate	83-75	W
D 27 Detroit ¹	58-91	L
D 28 Toledo ¹	78-66	W
J 3 Carnegie Tech	62-69	L
J 7 @ Lehigh	54-39	W
J 11 Syracuse	64-71	L
J 13 @ West Virginia	79-81	L
J 14 @ Pittsburgh	60-78	L
J 18 @ Bucknell	74-81	L
F 1 @ Navy	70-65	W
F 4 Boston U.	84-67	W
F 6 Lehigh	88-64	W
F 8 West Virginia	73-76	L
F 10 @ 9 Temple	58-77	L
F 11 @ Pennsylvania	72-79	L
F 15 Bucknell	79-66	W
F 17 @ Syracuse	66-75	L
F 18 @ Colgate	64-74	L
F 22 @ Army	70-66	W
F 25 @ Rutgers	82-72	W
F 29 @ Carnegie Tech	76-66	W
M 3 Pittsburgh	90-100	L
1 - Motor City Classic (Detroit, Mich.)		

1956-57 (15-10 OVERALL)

Captain: Bob Leisher

Starters: Ron Rainey (15.1), Bob Edwards (14.1), Steve Baidy (11.1), Bob Leisher (9.2), Bob Ramsay (5.5)

Subs: Greg Schwendeman (4.4), Tom Hancock (4.2)

D 1 Carnegie Tech	80-51	W
D 5 Rutgers	90-58	W
D 8 @ NC State	60-66	L
D 12 @ 13 West Virginia	66-81	L
D 15 Colgate	51-44	W
D 27 Richmond ¹	64-60	W
D 28 Pennsylvania ¹	89-59	W
D 29 Lafayette ¹	59-64	L
J 5 Carnegie Tech	52-40	W
J 7 Gettysburg	86-50	W
J 9 Temple	62-53	W
J 12 @ Pittsburgh	75-66	W
J 16 Syracuse	45-75	L
J 26 @ Rutgers	78-77 (2OT)	W
J 30 @ Lehigh	67-72 (OT)	L
F 2 @ Army	61-49	W
F 6 @ Navy	48-53	L

ALL-TIME RESULTS

F 13 Bucknell	59-56	W
F 15 @ Pennsylvania	68-77	L
F 16 10 West Virginia	80-65	W
F 20 @ Bucknell	56-70	L
F 22 @ Colgate	75-74	W
F 23 @ Syracuse	55-66	L
F 27 Lehigh	72-38	W
M 2 Pittsburgh	65-80	L
1 - Richmond Invite (Richmond, Va.)		

1957-58 (8-11 OVERALL)

Captains: Steve Baidy & Ron Rainey

Starters: Ron Rainey (15.4), Bob Edwards (12.8), Steve Baidy (8.0), Ted Kubista (6.6), Tom Hancock (5.4)

Subs: Wally Colender (11.3), Paul Sweetland (3.5)

D 7 @ NC State	62-80	L
D 10 @ Carnegie Tech	47-35	W
D 11 @ 8 West Virginia	50-84	L
D 14 Colgate	71-58	W
J 4 Rutgers	77-58	W
J 8 @ 12 Temple	45-64	L
J 10 @ Lehigh	75-70	W
J 11 @ Rutgers	63-64	L
J 25 Pittsburgh	64-71	L
J 28 @ Navy	53-58	L
F 1 Gettysburg	87-61	W
F 5 Pennsylvania	71-70	W
F 12 Syracuse	66-60	W
F 15 2 West Virginia	71-74	L
F 19 Bucknell	56-63	L
F 21 @ Syracuse	31-45	L
F 22 @ Colgate	83-76	W
M 1 @ Pittsburgh	59-61	L
M 5 @ Bucknell	73-75 (OT)	L

1958-59 (11-9 OVERALL)

Captains: None

Starters: Mark DuMars (16.8), Wally Colender (16.1), Bob Edwards (12.8), Tom Hancock (7.8), Paul Sweetland (6.5)

Subs: Ted Kubista (18.8), John Musser (2.8)

D 1 @ NC State	54-70	L
D 6 @ West Virginia	63-78	L
D 16 Gettysburg	71-60	W
D 20 Colgate	78-54	W
D 29 Georgetown ¹	88-74	W
D 30 Richmond ¹	61-54	L
J 8 11 West Virginia	81-89 (OT)	L
J 10 @ Rutgers	64-69	L
J 13 Bucknell	67-80	L
J 24 Pittsburgh	67-58	W
F 3 Temple	70-36	W
F 7 Syracuse	81-72	W
F 11 @ Navy	58-68 (OT)	L
F 14 Rutgers	74-56	W
F 20 @ Colgate	71-51	W
F 21 @ Syracuse	75-90	L

F 24 Lehigh	88-52	W
F 27 Carnegie Tech	64-59	W
F 28 @ Pittsburgh	65-84	L
M 7 @ Bucknell	69-74	L
1 - Richmond Invite (Richmond, Va.)		

1959-60 (11-11 OVERALL)

Captain: Wally Colender

Starters: Mark DuMars (21.3), Wally Colender (15.0), Gene Harris (9.9), Paul Sweetland (7.7), Jake Trueblood (7.6)

Subs: Bill Saul (6.1), John Phillips (3.9)

D 1 @ NC State	53-65	L
D 5 @ Purdue	54-63	L
D 12 @ West Virginia	74-104	L
D 15 Syracuse	80-75	W
D 19 Colgate	67-69	L
D 28 Temple ¹	50-60	L
D 29 Dugesne ¹	72-69	W
J 5 @ Carnegie Tech	76-66	W
J 9 3 West Virginia	73-75	L
J 12 @ Bucknell	71-56	W
J 23 Pittsburgh	75-64	W
J 30 Carnegie Tech	77-73	W
F 6 Gettysburg	77-62	W
F 10 @ Navy	71-87	L
F 13 Rutgers	96-61	W
F 15 Bucknell ⁴	62-60	W
F 19 @ Colgate	75-84 (OT)	L
F 20 @ Syracuse	60-61	L
F 25 Lehigh	76-58	W
F 27 @ Pittsburgh	63-64 (OT)	L
M 4 @ Temple	68-79	L
M 5 @ Rutgers	85-59	W
1 - Keystone Classic (Harrisburg, Pa.)		

⁴Game originally scheduled for 2/2/1960.

1960-61 (11-13 OVERALL)

Captain: Mark DuMars

Starters: Gene Harris (15.4), Mark DuMars (15.2), John Mitchell (11.5), Jake Trueblood (10.4), Earl Hoffman (8.5)

Subs: John Phillips (4.0), Don Wilson (2.7)

D 1 @ Maryland	47-64	L
D 3 Purdue	63-59	W
D 6 @ Lehigh	66-50	W
D 9 Duke ¹	46-69	L
D 10 Wake Forest ¹	78-84	L
D 20 @ Syracuse	77-58	W
D 27 Evansville ²	75-74	W
D 28 Denver ²	50-58	L
J 5 Colgate	78-68	W
J 7 Carnegie Tech	72-67	W
J 10 @ Bucknell	67-71	L
J 12 @ Gettysburg	76-58	W
J 14 @ Army	46-56	L
F 4 @ Navy	56-58	L
F 7 @ Bucknell	65-63	W
F 11 Pittsburgh	73-59	W

F 14 10 West Virginia	78-80	L
F 17 @ Colgate	72-80	L
F 18 @ Syracuse	61-63	L
F 21 @ 9 West Virginia	68-71	L
F 25 @ Pittsburgh	53-57	L
F 28 Temple	63-56	W
M 1 @ Carnegie Tech	57-70	L
M 4 Rutgers	79-70	W

1 - Charlotte, N.C.

2 - Evansville Tournament, (Evansville, Ind.)

1961-62 (12-11 OVERALL)

Captain: Gene Harris

Starters: Gene Harris (18.7), John Mitchell (12.7), Earl Hoffman (11.6), John Phillips (6.9), Bob Donato (5.5)

Subs: Ulo Kart (5.1), Charles Marin (3.5), Bob Hutchinson (1.7)

D 2 Maryland	71-65	W
D 5 Lehigh	73-48	W
D 8 @ Syracuse	77-60	W
D 9 @ Colgate	71-59	W
D 16 West Virginia	67-79	L
D 19 Syracuse	53-44	W
D 23 @ 1 Ohio State	49-92	L
D 26 Iowa ¹	48-67	L
D 28 Holy Cross ¹	66-79	L
D 30 Niagara ¹	70-77 (OT)	L
J 3 @ 8 Duke	55-95	L
J 6 @ Pittsburgh	74-62	W
J 9 Bucknell	61-50	W
J 13 Navy	67-79	L
J 16 Colgate	80-65	W
J 20 @ Carnegie Tech	52-45	W
F 6 Gettysburg	60-43	W
F 13 @ Bucknell	68-69	L
F 17 Army	49-36	W
F 20 @ West Virginia	60-79	L
F 24 Pittsburgh	63-55	W
F 28 @ Temple	60-75	L
M 3 @ Rutgers	62-67	L
1 - Quaker City Classic (Philadelphia, Pa.)		

1962-63 (15-5 OVERALL)

Captains: Earl Hoffman & John Mitchell

Starters: Earl Hoffman (21.7), Bob Weiss (15.3), Bob Donato (11.4), Ron Avillion (8.1), Tom Malinchak (5.5)

Subs: Terry Hoover (6.7)

D 1 @ Maryland	62-61	W
D 3 @ Lehigh	77-49	W
D 8 Syracuse	67-54	W
D 11 Colgate	62-40	W
D 22 Pittsburgh	48-68	L
D 28 Marshall ¹	75-65	W
D 29 Miami (Ohio) ¹	66-73	L
J 5 Temple	78-51	W
J 8 @ Bucknell	88-83 (OT)	W

ALL-TIME RESULTS

J 11 @ Colgate	78-70	W
J 12 @ Syracuse	59-49	W
J 16 @ West Virginia	73-89	L
J 26 Bucknell	90-75	W
J 31 Carnegie Tech	75-64	W
F 9 @ Navy	79-67	W
F 12 @ Gettysburg	72-54	W
F 16 @ Army	75-68	W
F 20 West Virginia	82-83	L
F 23 @ Pittsburgh	67-83	L
M 2 Rutgers	75-72	W
1 - Alpine Classic (Charleston, W. Va.)		

1963-64 (16-7 OVERALL)

Captain: Bob Donato

Starters: Bob Weiss (17.0), Bob Donato (13.4), Carver Clinton (13.1), Ray Saunders (10.5), Ron Avillion (7.7)

Subs: Tom Malinchak (7.3), Terry Hoover (3.7), Jerry Roseboro (3.5)

N 30 @ 4 Duke	62-92	L
D 2 @ NC State	60-64	L
D 7 Maryland	91-62	W
D 14 Syracuse	95-76	W
D 27 W. Michigan ¹	97-92 (OT)	W
D 28 Detroit ¹	88-83	W
D 30 @ Toledo	65-81	L
J 11 @ Pittsburgh	60-69	L
J 15 @ West Virginia	63-84	L
J 17 @ Syracuse	82-84	L
J 18 @ Colgate	104-75	W
J 25 Lehigh	79-40	W
J 29 Colgate	86-62	W
F 1 @ Temple	79-65	W
F 5 Bucknell	80-52	W
F 8 @ Navy	83-63	W
F 12 @ Carnegie Tech	76-51	W
F 19 West Virginia	86-76	W
F 22 @ Army	37-46	L
F 26 Gettysburg	85-46	W
F 29 Pittsburgh	78-63	W
M 4 @ Bucknell	66-58	W
M 7 @ Rutgers	91-82	W
1 - Motor City Classic (Detroit, Mich.)		

1964-65 (20-4 OVERALL)

Captains: Ron Avillion & Bob Weiss

Starters: Carver Clinton (17.1), Bob Weiss (16.4), Jim Reed (13.4), Ray Saunders (10.6), Ron Avillion (8.5)

Subs: Paul Mickey (5.4), Terry Hoover (3.1)

D 2 @ Maryland	71-72	L
D 5 @ Syracuse	81-59	W
D 11 @ Kansas	50-48	W
D 12 @ Kansas State	60-59	W
D 15 @ Gettysburg	53-39	W
D 16 @ Temple	73-63	W
D 17 NYU ¹	73-82	L
D 28 Houston ²	59-57	W
D 29 Detroit ²	75-73	W

J 5 @ 6 Duke	88-121	L
J 9 Carnegie Tech	69-36	W
J 16 @ West Virginia	80-79	W
J 23 Pittsburgh	59-40	W
J 30 Colgate	95-65	W
F 3 West Virginia	89-72	W
F 6 Navy	84-56	W
F 10 @ Bucknell	79-61	W
F 13 Army	59-44	W
F 19 @ Colgate	85-76	W
F 20 @ Syracuse	70-62	W
F 24 Bucknell	68-52	W
F 27 @ Pittsburgh	83-72	W
M 6 Rutgers	88-75	W

NCAA TOURNAMENT

M 8 Princeton ³	58-60	L
1 - Baltimore, Md.		
2 - Motor City Classic (Detroit, Mich.)		
3 - The Palestra (Philadelphia, Pa.)		

1965-66 (18-6 OVERALL)

Captains: Carver Clinton & Ray Saunders

Starters: Carver Clinton (18.9), Jeff Persson (13.7), Jim Reed (11.9), Ray Saunders (10.5), Paul Mickey (10.0)

Subs: Leon Mickens (4.5), Jerry Roseboro (3.0)

D 1 Maryland	65-61	W
D 4 Gettysburg	81-63	W
D 14 @ Buffalo	68-60	W
D 16 @ Syracuse	79-103	L
D 18 @ Colgate	75-74	W
D 27 @ NC State	70-69	W
D 29 Alabama ¹	68-66	W
D 30 Florida ¹	54-52	W
J 3 @ 1 Duke	58-83	L
J 8 @ Carnegie Tech	72-52	W
J 12 Bucknell	95-55	W
J 15 @ West Virginia	64-73	L
J 22 Pittsburgh	66-62	W
J 29 Temple	79-73	W
F 5 @ Army	39-59	L
F 8 Kent State	94-72	W
F 12 @ Navy	66-59	W
F 16 West Virginia	108-81	W
F 19 Colgate	90-70	W
F 23 @ Bucknell	66-57	W
F 26 @ Pittsburgh	89-57	W
F 28 Syracuse	80-79	W
M 5 @ Rutgers	61-71	L

NATIONAL INVITATION TOURNAMENT

M 12 San Francisco ²	77-89	L
1 - Gator Bowl (Jacksonville, Fla.)		
2 - Madison Square Garden (NYC)		

1966-67 (10-14 OVERALL)

Captains: Joe McGovern & Paul Mickey

Starters: Jeff Persson (17.6), Bill Stansfield (15.9), Paul Mickey (11.5), Joe McGovern (6.6), Bill Young (5.3)

Subs: Jim Linden (6.6), Gary Hayes (6.3)

D 1 @ Maryland	53-76	L
D 3 @ 9 No. Carolina	63-93	L
D 10 Carnegie Tech	64-57	W
D 12 Bucknell	65-58	W
D 16 @ Syracuse	72-77	L
D 17 @ Colgate	98-84	W
D 22 Kansas State ¹	59-83	L
D 23 Oregon State ¹	61-64 (2OT)	L
D 28 Virginia Tech ²	65-67	L
D 29 Georgia ²	82-90	L
J 3 @ Duke	84-89	L
J 7 @ Kent State	70-62	W
J 11 @ Temple	59-63	L
J 14 Pittsburgh	84-44	W
J 21 West Virginia	102-99	W
J 28 @ Gettysburg	78-72 (OT)	W
F 1 Syracuse	73-90	L
F 4 Army	67-57	W
F 11 Navy	64-68	L
F 14 @ West Virginia	67-83	L
F 18 Colgate	79-55	W
F 22 @ Bucknell	62-65	L
F 25 @ Pittsburgh	87-73	W
M 4 Rutgers	76-88	L
1 - Kentucky Invitational (Lexington, Ky.)		
2 - Gator Bowl Tourn. (Jacksonville, Fla.)		

1967-68 (10-10 OVERALL)

Captain: Jeff Persson

Starters: Jeff Persson (17.0), Tom Daley (15.3), Bill Stansfield (11.3), Bill Young (9.1), Jim Linden (7.9) **Subs:** Galen Godbey (8.3), Gregg Hamilton (7.9)

D 2 Maryland	76-71	W
D 15 @ Syracuse	89-90 (OT)	L
D 16 @ Colgate	82-76	W
D 18 @ Bucknell	68-83	L
D 26 10 Boston College ¹	58-87	L
D 27 Syracuse ¹	73-83	L
J 6 Kent State	52-50	W
J 10 Gettysburg	84-47	W
J 13 @ Pittsburgh	66-43	W
J 20 West Virginia	66-88	L
J 24 @ West Virginia	63-77	L
J 27 @ Army	55-73	L
J 31 Temple	81-68	W
F 7 Syracuse	79-76	W
F 10 @ Navy	64-65	L
F 14 @ Carnegie Tech	70-45	W
F 17 Colgate	87-72	W
F 21 Bucknell	73-74 (OT)	L
F 24 Pittsburgh	77-68	W
M 2 @ Rutgers	83-97	L
1 - ECAC Holiday Festival; Madison Square Garden		

ALL-TIME RESULTS

▶ COACH JOHN BACH (1969-78) 122-121 OVERALL | 10 SEASONS

1968-69 (13-9 OVERALL)

Captain: Bill Stansfield

Starters: Tom Daley (14.2), Bill Stansfield (14.1), Willie Bryant (11.8), Bill Young (8.9), Bruce Mello (8.4)

Subs: Jim Linden (3.4), Mike Egleston (2.0)

N 30 @ Maryland	56-66	L
D 14 @ Kent State	63-49	W
D 16 @ Buffalo	60-66 (OT)	L
D 18 @ Syracuse	51-71	L
D 20 @ Bucknell	79-60	W
D 27 17 La Salle ¹	55-70	L
D 28 Niagara ¹	77-74	W
D 29 DePaul ¹	68-83	L
J 4 Georgetown	52-50 (OT)	W
J 8 @ Gettysburg	67-56	W
J 15 Carnegie Mellon	82-55	W
J 18 Pittsburgh	65-50	W
J 22 West Virginia	64-62	W
J 25 Army	54-64	L
J 29 Syracuse	64-58	W
F 1 Bucknell	68-66	W
F 8 Navy	61-57	W
F 12 @ Temple	50-70	L
F 15 Boston College	63-67	L
F 19 @ West Virginia	81-67	W
F 22 @ Pittsburgh	57-49	W
M 1 @ Rutgers	57-59	L

1 - Quaker City Classic (Philadelphia, Pa.)

1969-70 (13-11 OVERALL)

Captain: Tom Daley

Starters: Tom Daley (15.3), Bob Fittin (14.5), Willie Bryant (11.6), Ron Kodish (10.5), Mike Egleston (5.5)

Subs: Chuck Crist (4.5), Bruce Mello (4.4)

D 3 Kent State	61-57	W
D 16 @ Boston College	67-63	W
D 19 @ Syracuse	69-80	L
D 20 @ Columbia	58-76	L
D 29 Georgetown ¹	71-86	L
D 30 Rochester ¹	83-60	W
J 3 @ Duke	43-93	L
J 7 Seton Hall	61-52	W
J 13 @ Princeton	38-77	L
J 15 Temple	65-57	W
J 17 @ Pittsburgh	47-61	L
J 21 West Virginia	81-69	W
J 24 @ Army	54-71	L
J 27 Cornell	83-67	W
J 31 Gettysburg	86-56	W
F 4 Syracuse	103-95	W
F 7 @ George Washington	73-76	L
F 11 Bucknell	77-62	W
F 14 @ Navy	79-71	W

F 18 @ West Virginia	57-58	L
F 21 Pittsburgh	61-48	W
F 28 @ Georgetown	66-73	L
M 3 @ Bucknell	54-57	L
M 7 Rutgers	65-62	W
1 - Kodak Classic (Rochester, N.Y.)		

1970-71 (10-12 OVERALL)

Captains: Willie Bryant & Bruce Mello

Starters: Bill Kunze (16.7), Bruce Mello (11.8), Chuck Crist (10.4), Paul Neumayer (9.5), Ron Kodish (9.1)

Subs: Bob Fittin (5.5), Bob Hodgson (4.4)

D 2 Bucknell	85-55	W
D 5 @ Cornell	59-69	L
D 12 Columbia	63-71 (OT)	L
D 17 @ Syracuse	81-92	L
D 19 Boston College	66-63	W
D 29 No. Carolina ¹	57-73	L
D 30 Duke ¹	56-67	L
J 9 Seton Hall	77-76 (OT)	W
J 16 @ Pittsburgh	62-75	L
J 20 West Virginia	62-71	L
J 23 Army	65-48	W
J 25 Princeton	70-62	W
J 30 @ Gettysburg	68-54	W
F 3 Syracuse	64-68	L
F 6 George Washington	94-61	W
F 10 @ Temple	58-61	L
F 13 Navy	73-62	W
F 20 Georgetown	84-75	W
F 24 @ West Virginia	89-101	L
F 27 Pittsburgh	71-65	W
M 2 @ Kent State	85-86 (OT)	L
M 6 @ Rutgers	70-84	L
1 - Carolina Classic (Greensboro, N.C.)		

1971-72 (17-8 OVERALL)

Captain: Chuck Crist

Starters: Ron Brown (18.1), Chuck Crist (10.9), Jim Dashfield (10.3), Ed Chubb (9.3), Dan Tarr (6.3)

Subs: Bob Fittin (8.2), Bill Kunze (5.8)

D 1 @ Bucknell	84-70	W
D 3 Princeton	72-70	W
D 4 Cornell	99-75	W
D 7 @ Columbia	73-50	W
D 15 @ Syracuse	70-73	L
D 17 Tennessee ¹	55-57	L
D 18 Colorado State ¹	63-70	L
D 27 Providence ²	65-81	L
D 28 Utah ²	80-69	W
D 29 Syracuse ²	77-92	L
J 8 Seton Hall	76-68	W
J 15 West Virginia	77-64	W
J 19 Gettysburg	85-53	W
J 22 @ Army	65-72	L
J 29 @ Pittsburgh	74-62	W
F 2 Syracuse	81-76 (OT)	W

F 5 @ Georgetown	63-62	W
F 7 Temple	66-68	L
F 12 @ Navy	68-59	W
F 16 @ Virginia	86-74	W
F 19 @ Boston College	68-64	W
F 23 @ West Virginia	80-79	W
F 26 Pittsburgh	70-78	L
F 29 Kent State	61-51	W
M 4 Rutgers	77-66	W
1 - Volunteer Classic (Knoxville, Tenn.)		
2 - ECAC Holiday Festival; Madison Square Garden		

1972-73 (15-8 OVERALL)

Captains: Ed Chubb

Starters: Randy Meister (14.7), Ron Brown (13.0), Kevin Burke (10.7), Jon Marshall (9.8), Keenan Preston (5.7)

Subs: Ed Chubb (5.1), Bill Kunze (2.4)

N 29 @ Princeton	64-57	W
D 2 Bucknell	61-48	W
D 5 @ Cornell	65-74	L
D 13 Duquesne	59-56	W
D 16 Boston College	65-63	W
D 18 @ Kent State	49-46	W
D 20 @ Syracuse	62-73	L
D 27 12 Florida State ¹	60-70	L
D 28 Texas A & M ¹	55-62	L
D 29 St. Francis (Pa.) ¹	84-64	W
J 6 @ Seton Hall	71-57	W
J 10 Columbia	61-52	W
J 13 West Virginia	77-62	W
J 20 Army	78-45	W
J 27 @ Pittsburgh	53-63	L
J 31 Syracuse	72-68	W
F 3 Georgetown	74-64	W
F 7 @ Temple	64-49	W
F 10 Navy	73-53	W
F 17 @ Virginia	74-85	L
F 19 @ West Virginia	62-59 (OT)	W
F 24 Pittsburgh	49-58	L
M 3 @ Rutgers	52-81	L
1 - All-College Tournament (Oklahoma City, Okla.)		

1973-74 (14-12 OVERALL)

Captains: Ron Brown

Starters: Ron Brown (17.4), Randy Meister (12.7), Jon Marshall (8.4), Tom Doaty (8.0), Kevin Burke (6.3)

Subs: Jim Ouder Kirk (6.6), Dave Angstadt (4.4)

D 1 @ Bucknell	70-57	W
D 5 Virginia	93-68	W
D 8 @ Ohio State	65-72	L
D 14 Seattle ¹	60-62	L
D 15 Dartmouth ¹	72-67 (OT)	W
D 18 @ Colgate	41-42 (OT)	L
D 19 @ 18 Syracuse	55-59	L

ALL-TIME RESULTS

D 21 Kent State	62-53	W
D 26 Fordham ²	73-67 (OT)	W
D 27 California ²	63-64	L
D 28 Cincinnati ²	74-66 (OT)	W
J 12 @ West Virginia	71-55	W
J 14 Princeton	62-50	W
J 16 Delaware	75-63	W
J 19 @ Army	53-43	W
J 26 @ Duquesne	73-63	W
J 27 @ 16 Pittsburgh	61-83	L
J 30 Syracuse	61-55	W
F 2 @ Georgetown	58-63	L
F 6 Temple	48-50	L
F 9 @ Navy	33-52	L
F 16 @ Boston College	72-86	L
F 20 West Virginia	83-63	W
F 23 7 Pittsburgh	66-64	W
F 26 Ohio University	69-78	L
M 2 Rutgers	62-81	L
1 - Utah Classic (Salt Lake City, Utah)		
2 - Quaker City Classic (Philadelphia, Pa.)		

1974-75 (11-12 OVERALL)

Captains: Kevin Burke & Randy Meister

Starters: Randy Meister (15.0), Kevin Burke (12.9), Jim Ouderkirk (12.8), Dave Angstadt (7.7), Tom Doaty (6.7)

Subs: Chris Erichsen (8.9), Kevin Cadle (5.4)

D 6 Oregon ¹	40-76	L
D 7 Pittsburgh ¹	88-79	W
D 10 Bucknell	88-83 (OT)	W
D 17 @ Syracuse	71-75	L
D 26 Jacksonville ²	75-73	W
D 27 16 Memphis ²	61-54	W
J 4 Boston College	71-82	L
J 8 @ Kent State	59-61	L
J 11 West Virginia	59-63	L
J 15 @ Virginia	50-73	L
J 18 @ Pittsburgh	56-84	L
J 22 Muhlenberg	81-67	W
J 25 St. Francis (Pa.)	94-74	W
J 29 Syracuse	88-84	W
F 1 Georgetown	66-77	L
F 8 Navy	64-66	L
F 12 @ Temple	53-62	L
F 15 Army	81-64	W
F 17 Colgate	73-59	W
F 19 @ West Virginia	66-65	W
F 22 Pittsburgh	69-76	L
M 1 @ Delaware	80-73	W
M 4 @ Ohio University	71-79	L
1 - Steel Bowl Tourn. (Pittsburgh, Pa.)		
2 - Gator Bowl Tourn. (Jacksonville, Fla.)		

EASTERN COLLEGIATE BASKETBALL LEAGUE (1976)

1975-76 (10-15 OVERALL)

Captains: Dave Angstadt, Tom Doaty & Jim Ouderkirk

Starters: Chris Erichsen (17.4), Jim Ouderkirk (13.3), Carvin Jefferson (7.2), Dave Angstadt (6.5), Jeff Miller (5.1)

Subs: Tom Doaty (9.1), Harvey Wooden (6.4)

D 2 @ Lehigh	93-45	W
D 4 Delaware	66-61	W
D 7 Ohio State	74-68	W
D 9 Virginia	66-79	L
D 16 Kent State	65-63	W
D 19 @ Syracuse	82-90	L
D 20 @ Colgate	70-54	W
D 26 20 Minnesota ¹	70-86	L
D 27 Butler ¹	50-63	L
J 2 Harvard ²	63-55	W
J 3 George Washington ²	69-78	L
J 11 @ St. Francis (Pa.)	79-68	W
J 14 @ Bucknell	64-69	L
J 17 Muhlenberg	91-61	W
J 19 Gettysburg	88-54	W
J 24 West Virginia	64-69	L
J 27 @ Georgetown	63-71	L
J 30 Duquesne ²	70-76	L
J 31 Pittsburgh ³	52-71	L
F 4 Temple	76-77	L
F 11 Syracuse	93-100	L
F 14 @ Navy	81-83 (2OT)	L
F 18 @ West Virginia	87-103	L
F 21 Pittsburgh	61-65	L
F 28 Fairfield ⁴	76-68	W
1 - Pillsbury Classic (Bloomington, Minn.)		
2 - Presidential Classic (Washington, D.C.)		
3 - Pennsylvania Classic (Pittsburgh, Pa.)		
4 - Madison Square Garden (NYC)		

EASTERN EIGHT (1977-79) | 3 SEASONS

1976-77 (11-15 OVERALL, 5-5 EB)

Captains: Kevin Cadle & Chris Erichsen

Starters: Chris Erichsen (17.1), Jeff Miller (13.3), Carvin Jefferson (10.5), Steve Kuhn (8.7), Walter Young (8.5)

Subs: Rob O'Connor (8.4), Bill Dankos (5.5), Tom Wilkinson (3.0)

D 1 @ Massachusetts	72-70 (OT)	W
D 4 @ NC State	61-87	L
D 7 Muhlenberg	64-46	W
D 9 @ Kent State	70-73	L
D 11 @ 2 Marquette	49-79	L
D 13 @ 20 Syracuse	63-101	L
D 17 Memphis ¹	69-77	L

D 18 South Florida ¹	62-66	L
D 21 St. Francis (Pa.)	87-80	W
J 3 Colgate	98-59	W
J 5 @ Rutgers	72-89	L
J 8 @ West Virginia	72-92	L
J 10 @ Duquesne	74-86	L
J 12 Syracuse	66-82	L
J 14 George Washington 88-91 (OT)	L	
J 18 @ Delaware	74-73	W
J 22 Villanova	65-78	L
J 26 @ Gettysburg	54-41	W
J 29 Pittsburgh	74-60	W
F 3 Army	56-60	L
F 9 @ Temple	66-86	L
F 12 Navy	77-64	W
F 16 West Virginia	81-69	W
F 19 @ Pittsburgh	79-77	W
F 23 Duquesne	73-70	W

EASTERN EIGHT TOURNAMENT

M 2 Duquesne ²	55-65	L
1 - Big Sun Inv'l (St. Petersburg, Fla.)		
2 - Spectrum (Philadelphia, Pa.)		

1977-78 (8-19 OVERALL, 4-6 EB)

Captain: Jeff Miller

Starters: Jeff Miller (18.7), Steve Kuhn (12.3), Carvin Jefferson (10.3), Walter Young (8.5), Tom Wilkinson (7.0)

Subs: Mike Ice (5.7), Frank Brickowski (3.8)

D 1 14 Maryland ¹	80-89	L
D 5 Delaware	86-84 (OT)	W
D 7 Virginia Tech	75-84	L
D 10 NC State	60-79	L
D 12 Muhlenberg	109-78	W
D 16 @ 12 Syracuse	45-81	L
D 17 @ Colgate	85-63	W
D 20 @ Duquesne	55-63	L
D 28 DePaul ²	67-82	L
D 29 Rochester ²	92-67	W
J 4 Rutgers	81-79	W
J 7 Duquesne	48-54	L
J 11 8 Syracuse	77-83	L
J 14 @ George Washington	68-84	L
J 16 @ 13 Virginia	58-83	L
J 22 @ St. Francis (Pa.)	68-72	L
J 25 @ Villanova	76-89	L
J 28 Pittsburgh	65-82	L
J 30 @ West Virginia	68-78	L
F 2 3 Marquette	60-73	L
F 4 @ Army	52-64	L
F 8 Temple	64-74	L
F 11 @ Navy	64-87	L
F 15 West Virginia	76-75	W
F 18 @ Pittsburgh	75-68 (OT)	W
F 21 Massachusetts	76-69 (OT)	W

EASTERN EIGHT TOURNAMENT

M 2 Villanova ³	65-73	L
1 - Hershey, Pa.		
2 - Kodak Classic (Rochester, N.Y.)		
3 - Civic Arena (Pittsburgh, Pa.)		

ALL-TIME RESULTS

▶ COACH DICK HARTER

(1979-83)

79-61 OVERALL | 5 SEASONS

1978-79 (12-18 OVERALL, 4-6 E8)

Captains: Carvin Jefferson & Jud Wood

Starters: Mike Edelman (11.4), Steve Kuhn (10.8), Tom Wilkinson (6.0), Mike Owens (4.4), Carvin Jefferson (3.6)

Subs: Frank Brickowski (5.7), Scott Wolz (5.6), Craig Buffie (5.0)

N 24	4 Louisville ¹	58-89	L
N 25	Alaska ¹	62-79	L
N 26	Indiana ¹	65-86	L
N 29	@ Delaware	60-47	W
D 3	Vermont	78-53	W
D 7	19 Maryland ²	61-69	L
D 9	@ West Virginia	47-56	L
D 13	St. Francis (Pa.)	63-68 (OT)	L
D 16	10 Syracuse	50-50	L
D 19	Colgate	82-80	W
D 22	Tulane ³	50-54	L
D 23	Florida State ³	64-57	L
D 29	@ 9 NC State	58-80	L
J 3	@ Richmond	69-65	W
J 4	Ursinus	85-59	W
J 10	@ 20 Syracuse	70-85	L
J 13	@ Virginia Tech	68-83	L
J 17	West Virginia	53-72	L
J 20	@ Rutgers	46-48	L
J 24	Duquesne	54-49	W
J 27	@ Pittsburgh	44-50	L
J 31	George Washington	51-46	W
F 4	Villanova	34-36	L
F 7	@ 19 Temple	43-54	L
F 10	Navy	43-40	W
F 14	Pittsburgh	45-54	L
F 17	Army	74-57	W
F 21	@ Massachusetts	54-42	W
F 25	@ Duquesne	58-57	W

EASTERN EIGHT TOURNAMENT

F 27	@ Rutgers	57-67	L
1	- Seawolf Classic (Anchorage, Alaska)		
2	- Hershey, Pa.		
3	- Dayton Invitational (Dayton, Ohio)		

1979-80 (18-10 OVERALL)

Captains: G. Korlowski, S. Kuhn & T. Wilkinson

Starters: Frank Brickowski (11.4), Rich Fetter (9.5), Mike Edelman (8.4), Mike Lang (7.2), Tom Wilkinson (4.6)

Subs: Steve Kuhn (6.5), Scott Wolz (4.9), Craig Buffie (3.5)

D 2	Indiana (Pa.)	99-57	W
D 3	Maryland ¹	55-56	L
D 5	Muhlenberg	85-47	W
D 8	West Virginia	68-66 (OT)	W

D 15	10 Syracuse	72-85	L
D 19	Temple	48-74	L
D 22	@ Colgate	38-37	W
D 26	20 BYU ²	50-58	L
D 28	Idaho ²	46-50	L
D 29	Texas Tech ²	47-46	W
J 3	Ursinus	87-55	W
J 5	@ Pittsburgh	50-54	L
J 9	@ St. Bonaventure	75-89	L
J 12	Duquesne	62-52	W
J 14	Delaware	85-53	W
J 16	@ West Virginia	75-71	W
J 19	Rutgers	75-66	W
J 21	Johns Hopkins	64-38	W
J 26	Fairleigh Dickinson	60-52	W
J 28	Richmond	71-61	W
J 31	@ Duquesne	55-56	L
F 2	@ Villanova	53-98	L
F 4	@ Vermont	53-40	W
F 9	@ Navy	51-44	W
F 13	Pittsburgh	66-53	W
F 16	@ George Washington	63-53	W
F 20	Massachusetts	50-36	W

NATIONAL INVITATION TOURNAMENT

M 15	Alabama ³	49-53	L
1	- Hershey, Pa.		
2	- Far West Classic (Portland, Ore.)		
3	- Birmingham, Ala.		

1980-81 (17-10 OVERALL)

Record: 17-10 (H: 12-3; A: 3-5; N: 2-2)

Coach: Dick Harter

Captain: Frank Brickowski

Starters: Frank Brickowski (13.0), Rich Fetter (10.4), Mike Edelman (7.4), Brian Dean (6.7), Mike Lang (6.4).

Subs: Scott Wolz (6.7), Dick Mumma (6.4), David Griffin (4.0)

N 28	Ursinus	101-68	W
D 3	@ Indiana State	61-54	W
D 6	SMU	72-50	W
D 9	@ Nebraska	50-75	L
D 13	East Carolina	71-59	W
D 16	@ Syracuse	63-77	L
D 20	@ Rutgers	78-76 (OT)	W
D 29	Boston College ¹	67-74	L
D 30	Tennessee Tech ¹	69-46	W
J 5	Lafayette ²	53-42	W
J 6	Temple ³	39-43	L
J 10	Rider	67-59	W
J 17	Philadelphia Textile	87-61	W
J 19	@ Army	63-52	W
J 21	West Virginia	52-55	L
J 24	Northeastern	58-60	L
J 26	Loyola (Md.)	88-47	W
J 28	Colgate	87-50	W
J 31	Westminster	65-47	W
F 1	New Hampshire	85-72	W
F 4	@ South Carolina	60-70	L
F 7	Navy	67-51	W

F 11	@ Pittsburgh	63-70	L
F 14	Drexel	71-58	W
F 18	St. Bonaventure	64-53	W
F 23	@ Memphis	67-75	L
F 25	Robert Morris	56-66	L
1	- Music City Inv'l (Nashville, Tenn.)		
2	- Hershey, Pa.		
3	- The Palestra (Philadelphia, Pa.)		

1981-82 (15-12 OVERALL)

Captains: Craig Buffie & Mike Edelman

Starters: Mike Lang (10.1), Mike Edelman (9.0), Tom McCluskey (8.7), Rich Fetter (8.6), Dwight Gibson (5.6)

Subs: David Griffin (5.8), Brian Dean (5.0), Craig Buffie (3.6), Craig Collins (3.6), Dick Mumma (3.6)

N 28	Bloomsburg	49-48	W
N 30	Rider	70-54	W
D 2	Indiana State	60-50	W
D 5	@ UNC Charlotte	78-88	L
D 8	Lafayette ¹	63-62	W
D 11	SMU ²	65-53	W
D 12	10 Indiana ²	51-80	L
D 19	@ 14 Alabama	74-88	L
D 21	Nebraska	60-58	W
D 28	1 North Carolina ³	50-56 (OT)	L
D 29	TCU ³	54-49	W
J 2	@ DePaul	60-86	L
J 9	Philadelphia Textile	84-68	W
J 13	South Florida	63-56	W
J 16	Pittsburgh	52-46 (2OT)	W
J 18	@ West Virginia	68-75	L
J 23	@ Pennsylvania	44-58	L
J 25	Syracuse	68-69	L
J 27	Temple	53-50	W
F 1	Bradley	42-59	L
F 6	@ Navy	62-54 (OT)	W
F 9	@ Duquesne	74-69	W
F 15	South Carolina	62-60	W
F 17	@ Niagara	80-92	L
F 20	12 Memphis	46-52	L
F 22	Westminster	64-50	W
M 2	Cleveland State	61-66	L

1	- Hershey, Pa.		
2	- Indiana Classic (Bloomington, Ind.)		
3	- Cable Car Classic (Santa Clara, Calif.)		

ALL-TIME RESULTS

ATLANTIC 10 1983-91 (9 YEARS)

1982-83 (17-11 OVERALL, 9-5 A10)

Captains: Rich Fetter, Mike Lang & Tom McCluskey

Starters: Mike Lang (13.1), David Griffin (11.4), Dwight Gibson (10.7), Dick Mumma (5.2), Craig Collins (4.8)

Subs: Alex Agudio (11.4), Rich Fetter (10.9), Tom McCluskey (7.4 in 8 games), Terry Graves (4.0)

N 27 Maryland ¹	97-79	W
D 1 Indiana (Pa.)	86-46	W
D 5 Widener	71-52	W
D 7 Philadelphia Textile	86-73	W
D 11 11 Alabama	67-75 (3 OT)	L
D 14 vs. St. Joseph's* ²	78-69	W
D 17 Hardin Simmons ³	81-73	W
D 18 SMU ³	68-75	L
D 20 @ South Florida	70-78	L
D 28 Florida ⁴	60-82	L
D 29 Iowa State ⁴	81-76	W
J 4 George Washington*	84-67	W
J 8 St. Bonaventure*	71-67	W
J 10 vs. Duquesne* ⁵	82-94	L
J 13 West Virginia*	79-74	W
J 19 Niagara	96-66	W
J 22 @ George Washington*	75-72	W
J 26 Temple* ²	87-79	W
J 29 Massachusetts*	59-57	W
F 2 @ Massachusetts*	62-84	L
F 5 Navy	104-83	W
F 12 Rhode Island*	96-84	W
F 16 @ West Virginia*	84-101	L
F 20 Duquesne*	62-74	L
F 21 Boston Univ.	88-96	L
F 26 @ St. Bonaventure* ^{72-79 (OT)}		L
M 5 Rutgers*	79-70	W

ATLANTIC 10 TOURNAMENT

M 9 West Virginia⁵ 72-82 L

*Atlantic 10 Conference game

1 - Baltimore, Md.

2 - The Palestra (Philadelphia, Pa.)

3 - Dallas Morning News Classic (Dallas, Texas)

4 - Gator Bowl Tour. (Jacksonville, Fla.)

5 - Civic Arena (Pittsburgh, Pa.)

► COACH BRUCE PARKHILL (1984-95)

181-169 OVERALL | 12 SEASONS

1983-84 (5-22 OVERALL, 3-15 A10)

Captains: Wally Choice & David Griffin

Starters: Wally Choice (13.1), Craig Collins (12.5), David Griffin (10.7), Dick Mumma (8.3), Dwight Gibson (5.6)

Subs: Terry Graves (10.3), Jim Forjan (7.3), Marshall Grier (6.5)

N 30 Indiana (Pa.)	81-49	W
D 6 11 Maryland ¹	58-67	L
D 10 @ Bradley	49-52	L
D 17 Charlotte	67-76	L
D 28 Arizona State ²	50-53	L
D 29 Columbia ²	84-83 (OT)	W
J 5 @ St. Bonaventure*	69-74	L
J 7 Temple* ³	75-87	L
J 12 Duquesne*	63-53	W
J 14 Rutgers*	83-80 (OT)	W
J 19 George Washington*	86-80	W
J 21 @ Rhode Island*	58-64	L
J 23 @ Boston Univ.	67-73	L
J 26 @ West Virginia*	80-92	L
J 28 @ St. Joseph's*	63-75	L
F 2 Massachusetts*	60-75	L
F 4 St. Joseph's*	72-80	L
F 6 @ Navy	69-100	L
F 9 Rhode Island*	60-63 (OT)	L
F 11 @ Massachusetts*	81-88	L
F 16 @ George Washington*	63-80	L
F 18 West Virginia*	59-70	L
F 23 @ Rutgers*	92-102	L
F 25 @ Duquesne*	66-70	L
M 1 18 Temple*	66-69	L
M 3 St. Bonaventure*	69-74	L

ATLANTIC 10 TOURNAMENT

M 7 St. Bonaventure⁴ 57-71 L

*Atlantic 10 Conference game

1 - Hershey, Pa.

2 - Connecticut Mutual Cl. (Hartford, Conn.)

3 - The Palestra (Philadelphia, Pa.)

4 - WVU Coliseum (Morgantown, W. Va.)

1984-85 (8-19 OVERALL, 4-14 A10)

Captains: Craig Collins & Dwight

Gibson **Starters:** Craig Collins (14.9),

Dwight Gibson (11.2), Carl Chrabasz

(9.1), Tony Ward (8.3), Jim Newcomer

(4.4) **Subs:** Paul Murphy (4.5), Mike

Peapos (4.3), Bill Pollock (3.0)

D 1 @ Cleveland State	82-112	L
D 5 Navy	66-63	W
D 8 Lock Haven	108-74	W
D 12 2 DePaul	61-78	L
D 15 Philadelphia Textile	92-77	W
D 22 Indiana (Pa.)	66-58	W
D 27 Virginia ¹	54-66	L

D 28 New Orleans ¹	59-61 (OT)	L
J 5 Temple*	49-65	L
J 10 @ Duquesne*	63-69	L
J 12 Rutgers*	71-88	L
J 17 @ George Washington*	65-69	L
J 19 Rhode Island*	86-71	W
J 24 West Virginia*	56-69	L
J 26 St. Joseph's*	60-84	L
J 31 @ Massachusetts*	71-65 (OT)	W
F 2 @ St. Joseph's*	53-72	L
F 4 St. Bonaventure*	59-64	L
F 7 @ Rhode Island*	58-54	W
F 9 Massachusetts*	78-79 (OT)	L
F 14 George Washington*	70-67	W
F 16 @ West Virginia*	65-75	L
F 21 @ Rutgers*	67-84	L
F 23 Duquesne*	61-62	L
F 26 @ Temple*	51-57	L
M 2 @ St. Bonaventure*	57-72	L

ATLANTIC 10 TOURNAMENT

M 6 Duquesne² 64-78 L

*Atlantic 10 Conference game

1 - Sugar Bowl Classic (New Orleans, La.)

2 - Rutgers (Piscataway, N.J.)

1985-86 (12-17 OVERALL, 5-13 A10)

Captains: C. Chrabasz, K. Dewitt, T. Ward

Starters: Paul Murphy (10.1), Carl

Chrabasz (9.5), Mike Peapos (7.6),

Brian Allen (6.9), Wes Jones (5.9)

Subs: Tom Hovasse (12.7), Tony Ward (10.2),

Jim Newcomer (4.1), Bill Pollock (3.0)

N 30 Lock Haven	79-54	W
D 4 @ Navy	50-103	L
D 8 @ 8 Oklahoma	63-85	L
D 11 Indiana (Pa.)	76-58	W
D 14 Morgan State	78-51	W
D 21 Wagner	88-78	W
D 27 Long Beach State ¹	45-47	L
D 29 Valparaiso ¹	52-40	W
J 2 @ Rutgers*	65-56	W
J 4 @ St. Joseph's*	42-72	L
J 6 Massachusetts*	64-63	W
J 9 @ Rhode Island*	60-66	L
J 11 Duquesne*	78-79 (2OT)	L
J 13 West Virginia*	53-63	L
J 18 St. Bonaventure*	68-87	L
J 20 East Carolina	85-57	W
J 23 @ Temple*	36-76	L
J 25 @ George Washington*	61-65	L
J 30 St. Joseph's*	59-54	W
F 1 Rutgers*	74-59	W
F 3 Rhode Island*	77-78 (OT)	L
F 6 @ West Virginia*	46-61	L
F 8 @ Duquesne*	55-65	L
F 10 @ Massachusetts*	52-56	L
F 15 @ St. Bonaventure* ^{65-66 (2OT)}		L
F 20 George Washington*	61-56	W
F 22 Temple*	46-61	L

ALL-TIME RESULTS

ATLANTIC 10 TOURNAMENT

F 25 @ Rhode Island	50-47 W
F 27 @ St. Joseph's	51-59 L

*Atlantic 10 Conference game
1 - Milwaukee Classic (Milwaukee, Wis.)

1986-87 (15-12 OVERALL, 9-9 A10)

Captains: Carl Chrabaszk & Kip Dewitt

Starters: Tony Ward (13.0), Tom

Hovasse (13.0), Brian Allen (11.0), Jim Newcomer (3.8), Wes Jones (3.8)

Subs: Mike Peapos (7.5), Ed Fogell (6.3), Paul Murphy (5.9), Carl Chrabaszk (3.9), Bruce Blake (3.2), Mike Iuzzolino (2.4)

N 27 La Salle ¹	59-58 W
N 28 Miami (Fla.) ¹	74-61 W
D 4 @ Rhode Island*	65-73 L
D 7 Loyola (Md.)	70-74 L
D 10 Lehigh	70-73 L
D 13 @ Vermont	94-74 W
D 20 Juniata	81-52 W
D 27 Lock Haven	74-70 W
D 30 @ East Carolina	55-54 W
J 5 Massachusetts*	64-50 (OT) W
J 8 George Washington*	86-72 W
J 15 @ 11 Temple*	49-66 L
J 17 @ George Washington*	71-72 L
J 19 Rutgers*	80-60 W
J 25 @ St. Bonaventure*	78-57 W
J 28 @ West Virginia*	52-75 L
J 31 St. Joseph's*	95-82 W
F 1 Rhode Island*	75-84 L
F 5 @ Duquesne*	61-63 L
F 7 West Virginia*	61-77 L
F 9 6 Temple*	70-73 (OT) L
F 12 Duquesne*	76-51 W
F 14 St. Bonaventure*	60-40 W
F 19 @ Massachusetts*	59-66 L
F 21 @ Rutgers*	100-99 (2OT) W
F 25 @ St. Joseph's*	83-67 W

ATLANTIC 10 TOURNAMENT

M 1 St. Joseph's	78-81 L
------------------	---------

*Atlantic 10 Conference game
1 - AMI Classic (Miami, Fla.)

1987-88 (13-14 OVERALL, 9-9 A10)

Captains: Brian Allen, Mike Peapos & Tony Ward

Starters: Tom Hovasse (14.4), Tony Ward (12.0), Ed Fogell (9.9), Wes Jones (8.7), Bruce Blake (5.7). **Subs:** Mike Peapos (5.3), Brian Allen (5.0), James Barnes (3.9), Mike Iuzzolino (3.2)

N 27 Juniata	83-32 W
D 1 18 Oklahoma	59-93 L
D 5 @ Florida State	60-63 L
D 7 @ Lehigh	72-79 L
D 11 Vermont	83-66 W
D 22 St. Mary's (Md.)	97-60 W
D 29 S'western Louisiana ¹	69-74 L

D 30 Yale ¹	69-50 W
J 2 @ West Virginia*	51-64 L
J 5 @ Massachusetts*	51-69 L
J 7 @ Rhode Island*	80-83 L
J 10 Rutgers*	63-58 W
J 16 George Washington*	74-61 W
J 18 3 Temple*	44-59 L
J 23 @ St. Bonaventure*	58-66 L
J 28 @ Duquesne*	72-69 W
J 30 @ St. Joseph's* ²	61-59 W
F 6 St. Bonaventure*	64-62 W
F 11 West Virginia*	63-61 (OT) W
F 13 Massachusetts*	71-53 W
F 16 @ 1 Temple*	49-50 L
F 18 @ Rutgers*	61-65 L
F 21 St. Joseph's*	76-52 W
F 25 Rhode Island*	69-77 (OT) L
F 27 Duquesne*	73-63 W
M 2 @ George Washington*	74-81 L

ATLANTIC 10 TOURNAMENT

M 7 St. Joseph's ³	78-85 (OT) L
-------------------------------	--------------

*Atlantic 10 Conference game
1 - Coca-Cola Classic (Chattanooga, Tenn.)
2 - The Palestra (Philadelphia, Pa.)
3 - WVU Coliseum (Morgantown, W. Va.)

1988-89 (20-12 OVERALL, 12-6 A10)

Captains: Brian Allen, Christian Appleman, Bruce Blake & Tom Hovasse

Starters: Tom Hovasse (17.8), Bruce Blake (13.4), Ed Fogell (11.4), Monroe Brown (7.3), Freddie Barnes (6.1)

Subs: Brian Allen (7.1), James Barnes (6.3), David Degitz (4.6), Christian Appleman (2.2)

N 26 @ George Mason	58-54 W
D 1 Vermont	80-60 W
D 9 St. Mary's ¹	52-76 L
D 10 Texas-Arlington ¹	67-63 W
D 17 12 Florida State	71-78 L
D 22 Juniata	76-61 W
D 26 @ Temple*	48-50 L
D 29 Southern Illinois ²	76-80 (OT) L
D 30 Gonzaga ²	63-71 L
J 5 Massachusetts*	107-79 W
J 7 @ St. Joseph's*	78-67 W
J 12 George Washington*	79-53 W
J 16 @ Duquesne*	82-73 W
J 19 Temple*	65-76 L
J 22 @ Rhode Island*	96-80 W
J 24 @ St. Bonaventure*	93-94 L
J 26 St. Joseph's*	80-78 W
J 28 Rhode Island*	68-62 W
F 2 @ Rutgers*	83-87 (OT) L
F 4 @ Geo. Washington*	89-73 W
F 6 Lehigh	66-64 W
F 11 @ 15 West Virginia*	67-100 L
F 13 Rutgers*	93-65 W
F 18 St. Bonaventure*	95-58 W
F 23 @ Massachusetts*	90-71 W

F 26 Duquesne*	91-78 W
M 1 15 West Virginia*	61-71 L

ATLANTIC 10 TOURNAMENT

M 5 Rhode Island ³	84-68 W
M 6 15 West Virginia ³	86-64 W

ATLANTIC 10 CHAMPIONSHIP

M 9 @ Rutgers	66-70 L
---------------	---------

NATIONAL INVITATION TOURNAMENT

M 15 Murray State	89-73 W
M 20 @ Villanova	67-76 L

*Atlantic 10 Conference game

- 1 - Cougar Classic (Provo, Utah)
- 2 - Cowboy Shootout (Laramie, Wyo.)
- 3 - The Palestra (Philadelphia, Pa.)

1989-90 (25-9 OVERALL, 13-5 A10)

Captains: E. Fogell, R. Henderson & D.

Ricks **Starters:** Ed Fogell (15.3), James Barnes (11.5), Freddie Barnes (10.6),

DeRon Hayes (9.6), Monroe Brown (8.2),

Subs: David Degitz (4.1), Michael Jennings (2.9), C.J. Johnson (2.7), Eric

Carr (2.2), Darrell Ricks (2.0)

N 25 Juniata	64-26 W
N 30 Vermont	82-57 W
D 2 BYU	82-72 W
D 5 George Mason	71-69 W
D 9 23 Temple*	61-59 W
D 21 UAB ¹	57-80 L
D 22 Southwest Texas St. ¹	62-37 W
D 28 21 Arizona ²	55-74 L
D 30 Wake Forest ²	67-63 W
J 3 @ Rhode Island*	61-71 L
J 6 @ Massachusetts*	52-64 L
J 13 St. Bonaventure*	93-61 W
J 15 @ Duquesne*	64-56 W
J 18 Massachusetts*	74-71 W
J 21 @ Rutgers*	59-61 L
J 23 @ St. Bonaventure*	73-59 W
J 27 George Washington*	77-69 W
F 3 St. Joseph's*	92-70 W
F 5 @ Lehigh	64-60 W
F 8 Rhode Island*	74-67 W
F 11 @ St. Joseph's*	61-53 W
F 13 @ Temple*	53-61 L
F 15 Rutgers*	80-69 W
F 17 @ George Washington*	72-64 W
F 22 West Virginia*	64-61 W
F 25 @ West Virginia*	71-79 (ot) L
F 28 Duquesne*	76-58 W

ATLANTIC 10 TOURNAMENT

M 4 George Washington ³	83-72 W
M 5 Massachusetts ³	59-64 L

NATIONAL INVITATION TOURNAMENT

M 14 Marquette	57-54 W
M 19 Maryland	80-78 W

ALL-TIME RESULTS

M 21 @ Rutgers	58-55	W
M 26 Vanderbilt ⁴	62-75	L
M 28 New Mexico ⁴	83-81 (OT)	W
*Atlantic 10 Conference game		
1 - UAB Blazer Classic (Birmingham, Ala.)		
2 - Fiesta Bowl Classic (Tucson, Ariz.)		
3 - The Palestra (Philadelphia, Pa.)		
4 - Madison Square Garden (NYC)		

1990-91 (21-11 OVERALL, 10-8 A10)

ATLANTIC 10 CHAMPIONS

Captain: James Barnes

Starters: DeRon Hayes (15.0), James Barnes (12.8), Freddie Barnes (12.4), Monroe Brown (9.8), David Degitz (9.3)

Subs: C.J. Johnson (6.4), Michael Jennings (3.8), Jon Dietz (2.9), Elton Carter (1.6)

N 24 Drexel	86-83	W
N 27 Miami (Fla.)	93-67	W
N 30 Delaware St. ¹	88-70	W
D 1 @ Baylor ¹	70-72	L
D 5 Illinois	78-68	W
D 8 Marshall	79-72	W
D 18 @ Temple*	63-67	L
D 28 Brown ²	79-60	W
D 29 @ South Florida ²	56-60	L
J 3 Massachusetts*	65-64	W
J 5 @ Rhode Island*	65-75	L
J 8 @ St. Bonaventure*	89-54	W
J 10 West Virginia*	90-88	W
J 12 Duquesne*	75-60	W
J 17 Rhode Island*	83-65	W
J 19 @ Duquesne*	81-87 (OT)	L
J 25 @ Miami (Fla.)	69-57	W
J 28 Rutgers*	78-79	L
J 31 @ West Virginia*	66-63	W
F 3 @ George Washington*	70-83	L
F 6 St. Bonaventure*	78-51	W
F 9 St. Josephs*	84-68	W
F 13 Temple*	59-69	L
F 16 @ Massachusetts*	64-73	L
F 18 George Washington*	69-65	W
F 21 @ St. Josephs*	71-67	W
F 27 @ Rutgers*	70-92	L

ATLANTIC 10 TOURNAMENT

M 3 Duquesne ³	83-64	W
M 4 Temple ³	52-50	W

ATLANTIC 10 CHAMPIONSHIP

M 7 George Washington	81-75	W
-----------------------	-------	---

NCAA TOURNAMENT

M 15 16 UCLA ⁴	74-69	W
M 17 E. Michigan ⁴	68-71 (OT)	L

*Atlantic 10 Conference game

- 1 - Dr. Pepper Classic; Ferrell Center (Waco, Texas)
- 2 - Tampa Tribune Invite; Sun Dom (Tampa, Fla.)
- 3 - The Palestra (Philadelphia, Pa.)
- 4 - Carrier Dome (Syracuse, N.Y.)

1991-92 (21-8 OVERALL)

Captain: F. Barnes, M. Brown & D.

Degitz

Starters: Monroe Brown (14.6), Freddie Barnes (13.4), DeRon Hayes (13.4), David Degitz (11.7), Eric Carr (5.2)

Subs: Matt Gaudio (8.6), Elton Carter (3.8), Brian Anderson (2.9), Greg Bartram (2.0), Steve Wydman (1.5)

N 25 @ Illinois	65-60	W
N 27 Buffalo	89-62	W
D 2 @ American	77-65	W
D 6 St. Francis (N.Y.) ¹	61-51	W
D 7 Marquette ¹	60-56	W
D 14 Bowling Green	51-48	W
D 18 Drexel ²	80-65	W
D 21 Georgia ³	54-70	L
D 27 Geo. Washington ⁴	57-71	L
D 29 Marshall ⁴	78-64	W
J 2 @ 7 Ohio State	63-73	L
J 8 @ James Madison	69-82 (OT)	L
J 11 Morgan State	102-51	W
J 13 Brown	81-59	W
J 16 @ Marshall	67-60	W
J 18 Miami (Ohio)	87-73	W
J 21 @ Butler	74-79	L
J 25 Pennsylvania ⁵	86-87 (OT)	L
J 27 Toledo	70-52	W
F 1 UMBC	93-59	W
F 3 Duquesne	69-59	W
F 5 @ Old Dominion	84-79	W
F 9 Temple ²	72-73 (2OT)	L
F 12 Butler	67-64	W
F 17 Md.-Baltimore Co. ⁶	81-77	W
F 20 Lafayette	77-59	W
F 24 Old Dominion	71-51	W
M 2 American	79-73	W

NATIONAL INVITATION TOURNAMENT

M 18 Pittsburgh	65-67	L
-----------------	-------	---

- 1 - First Bank Classic; Bradley Ctr. (Milwaukee, Wis.)
- 2 - The Palestra (Philadelphia, Pa.)
- 3 - Atlanta Omni
- 4 - Palm Beach Classic (West Palm Beach, Fla.)
- 5 - Hershey, Pa.
- 6 - Baltimore, Md.

BIG TEN

1992-PRESENT (26 YEARS)

1992-93 (7-20 OVERALL, 2-16 BIG)

Captain: Eric Carr, Jon Dietz & DeRon Hayes

Starters: DeRon Hayes (13.9), John Amaechi (13.8), Greg Bartram (7.9), Michael Jennings (7.8), Eric Carr (4.8)

Subs: Rahsaan Carlton (6.6), Jon Dietz (2.3), Michael Joseph (2.1), Steve Wydman (1.9), Elton Carter (1.9)

D 1 @ Duquesne	65-76	L
D 5 Mt. St. Mary's	60-55	W
D 7 @ Miami (Ohio)	68-81	L
D 9 Akron	56-50	W
D 12 James Madison	75-74 (OT)	W
D 21 Drexel	73-64	W
D 23 Temple ¹	61-70	L
D 28 @ Toledo	69-60	W
J 2 @ Bowling Green	65-73	L
J 5 Ohio State*	68-71	L
J 9 @ 5 Indiana*	57-105	L
J 13 Northwestern*	70-68	W
J 16 17 Purdue*	54-61	L
J 21 @ Illinois*	66-82	L
J 30 Wisconsin*	68-75	L
F 3 @ Minnesota*	67-95	L
F 6 @ Ohio State*	59-62	L
F 9 1 Indiana*	84-88 (2OT)	L
F 13 @ Northwestern*	58-67	L
F 17 5 Michigan*	70-80	L
F 20 Illinois*	66-74	L
F 22 18 Iowa* [^]	58-74	L
F 24 @ 18 Iowa*	38-58	L
M 3 5 Michigan*	62-58	W
M 6 Minnesota*	41-67	L
M 11 @ 18 Purdue*	49-57	L
M 13 @ Michigan St.*	53-70	L

*Big Ten Conference game

1 - Hershey, Pa.

[^]Game originally scheduled for 1/23/1993.

1993-94 (13-14 OVERALL, 6-12 BIG)

Captain: John Amaechi, Matt Gaudio, & Steve Wydman

Starters: John Amaechi (16.9), Dan Earl (8.4), Michael Jennings (6.8), Greg Bartram (6.4), Phil Williams (5.4);

Subs: Rahsaan Carlton (10.1), Matt Gaudio (9.4), Steve Wydman (4.7), Donovan Williams (3.4), Michael Joseph (1.6)

N 26 @ 24 Vanderbilt	60-83	L
N 29 Vermont	80-72	W
D 4 Duquesne	96-64	W
D 8 @ Akron	71-43	W
D 11 Columbia	76-43	W
D 20 UMES	81-54	W

ALL-TIME RESULTS

D 22 Bethune-Cookman	88-69	W
D 28 Coll. of Charleston ¹	65-71	L
D 29 Delaware State ¹	64-53	W
J 6 15 Wisconsin*	56-71	L
J 8 @ 14 Indiana	72-80	L
J 15 18 Minnesota*	78-67	W
J 19 @ Ohio State*	57-79	L
J 22 @ Iowa*	70-81	L
J 27 7 Purdue	71-68	W
J 29 @ Northwestern*	80-75	W
F 2 Illinois*	65-83	L
F 5 14 Indiana*	66-76	L
F 9 @ 21 Wisconsin*	64-77	L
F 16 @ 20 Minnesota*	66-94	L
F 19 Ohio State*	57-60	L
F 23 Iowa*	89-80	W
F 26 @ 14 Purdue*	66-71	L
M 2 Northwestern*	73-71	W
M 5 @ Illinois*	59-84	L
M 9 @ 8 Michigan*	72-81	L
M 12 Michigan St.*	71-70	W

*Big Ten Conference game

1 - Lowcountry Classic; N. Charleston Coliseum (Charleston, S.C.)

1994-95 (21-11 OVERALL, 9-9 B1G)

Captain: John Amaechi

Starters: John Amaechi (16.1), Glenn Sekunda (12.8), Dan Earl (9.3), Rahsaan Carlton (8.6), Donovan Williams (4.6)

Subs: Pete Lisicky (9.7), Greg Bartram (4.2), Phil Williams (3.5), Michael Joseph (1.2)

N 25 Mount St. Mary's	90-60	W
N 30 @ Duquesne	70-69	W
D 3 Vanderbilt	95-73	W
D 6 UMEs	86-55	W
D 8 Bucknell	78-55	W
D 10 Central Conn. State	85-62	W
D 22 Akron	80-45	W
D 28 Texas Tech ¹	61-67	L
D 30 Richmond ¹	66-53	W
J 4 @ Minnesota*	67-69	L
J 8 Michigan*	73-63	W
J 14 @ Ohio State*	78-64	W
J 18 Indiana*	69-71	L
J 21 Northwestern*	79-51	W
J 26 @ Wisconsin*	78-67	W
J 28 Purdue*	62-65	L
F 2 @ 9 Michigan St.*	62-82	L
F 4 Iowa*	74-64	W
F 8 @ Illinois*	58-67	L
F 11 7 Michigan St.*	53-68	L
F 15 @ 25 Purdue*	51-71	L
F 18 Wisconsin*	74-67	W
F 22 @ Northwestern*	89-59	W
F 25 @ Indiana*	60-73	L
M 1 Ohio State*	75-68	W
M 8 @ Michigan*	60-67	L
M 11 Minnesota*	69-60	W

NATIONAL INVITATION TOURNAMENT

M 15 Miami (Fla.)	62-56	W
M 21 @ Nebraska	65-59	W
M 23 @ Iowa	67-64	W
M 27 Marquette ²	79-87	L
M 29 Canisius ²	66-62	W

*Big Ten Conference game

1 - Palm Beach Classic (W. Palm Beach, Fla.)

2 - Madison Square Garden (NYC)

▶ COACH JERRY DUNN

(1996-2003)

117-121 OVERALL | 8 SEASONS

1995-96 (21-7 OVERALL, 12-6 B1G)

Final Season Rank: No. 18 (Associated Press)

Captains: R. Carlton, D. Earl, M. Gaudio

Starters: Pete Lisicky (13.3), Matt Gaudio (13.1), Glenn Sekunda (13.0), Dan Earl (11.7), Calvin Booth (9.3)

Subs: Donovan Williams (4.0), Phil Williams (3.5), Jarrett Stephens (3.3), Damien McKnight (2.2), Jeremy Metzger (1.9)

N 25 Morgan State	90-65	W
N 27 Vermont	99-61	W
N 30 VMI	99-73	W
D 2 @ Tennessee	69-57	W
D 9 Pennsylvania ¹	88-61	W
D 17 Tenn.-Chattanooga	81-48	W
D 22 Bucknell	85-54	W
D 29 Santa Clara ²	70-49	W
D 30 Bradley ²	75-72	W
J 3 @ Ohio State*	72-69	W
J 7 Wisconsin*	79-50	W
J 11 Minnesota (BJC)*	76-61	W
J 13 @ Northwestern*	83-74 (OT)	W
J 21 @ 20 Michigan*	66-67	L
J 24 19 Purdue*	87-77	W
J 27 Indiana*	82-68	W
J 31 @ Michigan St.*	58-61	L
F 3 @ 16 Iowa*	95-87 (OT)	W
F 8 Illinois*	61-58	W
F 10 Michigan St.*	54-50	W
F 14 @ Indiana*	54-72	L
F 17 @ 11 Purdue*	49-66	L
F 22 Michigan*	67-57	W
F 28 Northwestern*	78-62	W
M 2 @ Minnesota*	60-65	L
M 6 @ Wisconsin*	52-54	L
M 9 Ohio State*	86-70	W

NCAA TOURNAMENT

M 14 Arkansas ³	80-86	L
----------------------------	-------	---

*Big Ten Conference game

1 - Atlantic City Conv. Ctr. (Atlantic City, N.J.)

2 - San Jose Arena (San Jose, Calif.)

3 - Providence Civic Ctr. (Providence, R.I.)

1996-97 (10-17 OVERALL, 3-15 B1G)

Captains: None

Starters: Pete Lisicky (16.3), Calvin Booth (8.7), Ryan Bailey (8.4), Jarrett Stephens (7.3), Rahsaan Carlton (7.5)

Subs: Phil Williams (6.0), Greg

Stevenson (3.4)

N 23 Mount St. Mary's	64-57	W
N 25 @ NC State	41-44	L
N 30 Loyola (Md.)	70-55	W
D 3 @ Tenn.-Chattanooga	73-63	W
D 7 Tennessee	42-41 (OT)	W
D 18 Bradley	61-57	W
D 20 California ¹	63-76	L
D 22 Bucknell	76-59	W
D 27 BYU	75-53	W
J 4 Iowa*	57-69	L
J 8 @ Ohio State*	62-70	L
J 11 @ 25 Illinois*	70-85	L
J 15 Michigan St.*	58-69	L
J 18 @ Wisconsin*	45-64	L
J 22 @ Northwestern*	71-69	W
J 26 21 Indiana*	55-70	L
J 28 16 Michigan*	59-67	L
F 1 Purdue*	62-67	L
F 5 @ 4 Minnesota*	70-85	L
F 8 @ 13 Michigan*	64-81	L
F 11 @ Indiana*	57-81	L
F 15 Northwestern*	61-55	W
F 18 Wisconsin*	45-49	L
F 22 @ Michigan St.*	57-71	L
F 25 24 Illinois*	65-87	L
M 1 Ohio State*	56-55	W
M 5 @ Iowa*	55-81	L

*Big Ten Conference game

1 - Continental Airlines Arena (Meadowlands, N.J.)

1997-98 (19-13 OVERALL, 8-8 B1G)

Captains: P. Lisicky, D. Earl, C. Booth

Starters: Pete Lisicky (15.6), Joe Crispin (9.6), Calvin Booth (11.8), Titus Ivory (5.4), Carl Jackson (1.8), Jarrett Stephens (13.9)

Subs: Greg Stevenson (4.2), Greg Grays (6.0), Gyasi Cline-Heard (3.0), Scott Witkowski (0.6)

N 21 Monmouth	73-42	W
N 24 @ Loyola (Md.)	90-82	W
N 29 NC State	61-57	W
D 2 @ BYU	80-50	W
D 6 Lehigh	93-50	W
D 8 George Mason	85-46	W
D 14 @ VMI	68-71	L
D 20 Bucknell	91-75	W
D 27 @ UTEP ¹	60-79	L
D 28 vs. Mississippi State ¹	57-58	L
J 3 @ 18 Michigan*	75-92	L
J 7 @ 9 Purdue*	55-77	L

ALL-TIME RESULTS

J 10 Minnesota*	75-68 W
J 14 @ Wisconsin*	57-76 L
J 22 Northwestern*	83-45 W
J 24 @ Michigan St.*	59-71 L
J 28 16 Iowa*	67-65 W
J 31 Illinois*	71-77 L
F 4 @ Indiana*	76-95 L
F 8 @ Northwestern*	69-68 (OT) W
F 14 Wisconsin*	75-69 W
F 16 Ohio State*	90-81 W
F 18 @ Minnesota*	77-82 L
F 21 5 Purdue*	74-63 W
F 25 21 Michigan*	61-77 L
F 28 @ Ohio State*	89-85 (OT) W

BIG TEN TOURNAMENT

M 5 vs. Wisconsin ²	51-52 L
--------------------------------	---------

NATIONAL INVITATION TOURNAMENT

M 11 Rider	82-68 W
M 16 @ Dayton	77-74 W
M 18 @ Georgia Tech	75-70 W
M 24 vs. Georgia ³	66-60 W
M 26 vs. Minnesota ³	72-79 L

*Big Ten Conference game

1 - Special Events Center (El Paso, Texas)

2 - United Center (Chicago, Ill.)

3 - Madison Square Garden (NYC)

1998-99 (13-14 OVERALL, 5-11 BIG)

Captains: D. Earl, C. Booth

Starters: Calvin Booth (15.3), Joe Crispin (14.3), Dan Earl (13.4), Titus Ivory (8.3), Gyasi Cline-Heard (7.6), Carl Jackson (1.9) **Subs:** Greg Grays (6.0), Tyler Smith (1.0), Scott Witkowsky (0.7)

N 16 WMI	90-66 W
N 20 @ Ohio State	62-70 L
N 23 Lehigh	74-48 W
N 28 @ George Mason	74-60 W
D 1 10 Temple	65-64 W
D 5 Villanova	70-53 W
D 9 @ Bradley	54-63 L
D 12 Penn	71-55 W
D 21 Bucknell	62-58 W
D 28 FIU ¹	67-85 L
D 30 Holy Cross ¹	73-52 W
J 2 Michigan*	70-52 W
J 6 9 Purdue*	67-70 L
J 9 @ 16 Minnesota*	60-75 L
J 13 17 Wisconsin*	58-61 L
J 20 @ Northwestern*	60-62 (OT) L
J 23 @ Illinois*	65-61 W
J 27 @ 16 Iowa*	74-84 L
J 31 20 Indiana*	95-98 (20T) L
F 2 8 Michigan St.*	68-70 L
F 6 Northwestern*	67-71 L
F 13 @ 15 Wisconsin*	63-73 L
F 17 Minnesota*	63-69 L
F 20 @ 17 Purdue*	78-70 W
F 24 @ Michigan*	78-72 W
F 27 10 Ohio State*	98-85 (OT) W

BIG TEN TOURNAMENT

M 4 vs. Northwestern ²	44-54 L
-----------------------------------	---------

*Big Ten Conference game

1 - Fiesta Bowl Classic; McKale Center (Tucson, Ariz.)

2 - United Center (Chicago, Ill.)

1999-2000

(19-16 OVERALL, 5-11 BIG)

Captains: J. Stephens & T. Ivory

Starters: Jarrett Stephens (18.8), Joe Crispin (18.5), Titus Ivory (12.7), Jon Crispin (9.3), Carl Jackson (2.5)

Subs: Gyasi Cline-Heard (6.7), Tyler Smith (2.9), Brandon Watkins (2.1)

N 22 Lehigh	69-56 W
N 24 Loyola (Md.)	82-67 W
N 27 Boston College	85-57 W
D 1 Clemson ¹	85-75 W
D 4 @ Penn	59-56 W
D 8 George Mason	67-54 W
D 11 @ Villanova ²	61-73 L
D 19 Bucknell	67-63 W
D 22 @ 19 Temple	51-66 L
D 28 vs. Manhattan ³	83-77 W
D 29 @ Arizona State ³	85-93 L
J 5 @ 11 Michigan St.*	63-76 L
J 8 10 Indiana*	78-85 L
J 13 @ Northwestern*	82-49 W
J 15 Iowa*	73-61 W
J 19 Wisconsin*	76-61 W
J 22 @ Illinois*	76-87 L
J 26 Minnesota*	80-72 W
F 2 @ 11 Indiana*	77-57 L
F 6 Illinois*	50-51 L
F 12 @ 5 Ohio State*	75-88 L
F 16 Northwestern*	73-64 W
F 19 @ Michigan*	87-89 (OT) L
F 23 5 Michigan St.*	63-79 L
F 27 @ 21 Purdue*	71-88 L
M 1 6 Ohio State*	73-79 L
M 4 @ Iowa*	83-86 L

BIG TEN TOURNAMENT

M 9 vs. Michigan ⁴	76-66 W
M 10 vs. 4 Ohio St. ⁴	71-66 W
M 11 vs. 25 Illinois ⁴	84-94 L

NATIONAL INVITATION TOURNAMENT

M 15 Princeton	55-41 W
M 20 Siena	105-103 W
M 22 Kent State	81-74 W
M 28 vs. Notre Dame ⁵	52-73 L
M 30 vs. NC State ⁵	74-72 W

*Big Ten Conference game

1 - BIG/ACC Challenge

2 - First Union Center (Philadelphia, Pa.)

3 - Wells Fargo Arena (Tempe, Ariz.)

4 - United Center (Chicago, Ill.)

5 - Madison Square Garden (NYC)

2000-01 (21-12 OVERALL, 7-9 BIG)

NCAA SWEET 16

Final Season Rank: No. 25 (Coaches Poll)

Captains: J. Crispin & T. Ivory

Starters: Joe Crispin (19.5), Gyasi Cline-Heard (16.0), Titus Ivory (15.8), Tyler Smith (7.6), Jon Crispin (7.2)

Subs: Brandon Watkins (3.2), Marcus Banta (1.7), Jamaal Tate (2.4), Ndu Egekeze (1.4), Sharif Chambliss (1.3), B.J. Vossekui (1.0), Scott Witkowsky (0.2)

N 22 Loyola (Md.)	87-58 W
N 25 @ 22 Kentucky	73-68 W
N 29 @ NC State ¹	76-84 L
D 2 Pennsylvania	84-74 W
D 6 Pittsburgh	88-74 W
D 9 Temple	66-60 W
D 18 Wagner	100-91 W
D 22 Bucknell	82-72 W
D 26 vs. Princeton ²	65-52 W
D 27 vs. Hofstra ²	74-71 W
J 3 @ 1 Michigan St.*	73-98 L
J 6 Iowa*	85-86 L
J 10 @ Ohio State*	78-75 W
J 13 Northwestern*	73-66 W
J 17 @ Indiana*	69-77 L
J 20 11 @ Illinois*	60-92 L
J 23 @ Yale	90-75 W
J 27 @ 15 Wisconsin*	58-63 L
J 31 6 Illinois*	98-95 (OT) W
F 3 Indiana*	78-85 (OT) L
F 7 Michigan*	77-66 W
F 14 @ Minnesota*	82-62 W
F 17 Purdue*	92-71 W
F 21 @ Northwestern*	61-62 L
F 24 5 Michigan St.*	57-76 L
M 1 @ Iowa*	78-73 W
M 3 Ohio State*	87-93 L

BIG TEN TOURNAMENT

M 8 vs. Michigan ³	82-80 W
M 9 vs. 2 Michigan St. ³	65-63 W
M 10 vs. Iowa ³	74-94 L

NCAA TOURNAMENT

M 16 vs. Providence ⁴	69-59 W
M 18 vs. 6 North Carolina ⁴	82-74 W

NCAA REGIONALS

M 23 vs. Temple ⁵	72-84 L
------------------------------	---------

*Big Ten Conference game

1 - BIG/ACC Challenge

2 - ECAC Holiday Classic
Madison Square Garden (NYC)

3 - United Center (Chicago, Ill.)

4 - The Superdome (New Orleans, La.)

5 - The Georgia Dome (Atlanta, Ga.)

ALL-TIME RESULTS

2001-02 (7-21 OVERALL, 3-13 B1G)

Captains: T. Smith & K. Krimmel

Starters: Sharif Chambliss (14.6), Brandon Watkins (13.3), Tyler Smith (12.0), Jan Jagla (7.4 ppg), Jamaal Tate (6.5)

Subs: Daren Tielsch (4.0), Ndu Egekeze (2.8), B.J. Vossekuil (1.6), Ken Krimmel (1.6), Kevin Fellows (1.0), Stephan Bekale (0.7), Jason McDougald (0.6), Sam Crenshaw (0.4)

N 18 Yale	74-87	L
N 21 Lafayette	75-66	W
N 24 @ 17 Boston College	65-88	L
N 28 Clemson ¹	66-79	L
D 1 @ Temple	63-75	L
D 5 Lehigh	61-48	W
D 8 @ Pittsburgh	53-83	L
D 19 James Madison	69-85	L
D 22 Bucknell	78-57	W
D 28 vs. Coppin State ²	66-49	W
D 29 @ California ³	73-76	L
J 2 @ Michigan*	63-67	L
J 5 @ Indiana*	54-61	L
J 9 Wisconsin*	51-49	W
J 16 @ Ohio State*	57-76	L
J 19 Michigan St.*	65-77	L
J 23 Indiana*	51-85	L
J 26 @ Wisconsin*	63-66	L
J 30 @ Minnesota*	70-94	L
F 2 @ Iowa*	64-81	L
F 6 Purdue*	81-68	W
F 9 @ Michigan*	58-65	L
F 13 Iowa*	71-65	W
F 16 Northwestern*	49-55	L
F 20 @ 16 Illinois*	56-83	L
F 23 Minnesota*	64-68	L
M 2 @ Purdue*	57-92	L
BIG TEN TOURNAMENT		
M 7 vs. Minnesota ³	60-84	L

*Big Ten Conference game

- 1 - B1G/ACC Challenge, Civic Center of Anderson, (Anderson, S.C.)
- 2 - Golden Bear Classic Haas Pavilion (Berkeley, Calif.)
- 3 - Consecro Fieldhouse (Indianapolis, Ind.)

2002-03 (7-21 OVERALL, 2-14 B1G)

Captains: B. Watkins & N. Egekeze

Starters: Sharif Chambliss (14.7), Brandon Watkins (13.7), Jan Jagla (9.3), Robert Summers (3.9), DeForrest Riley (7.9) **Subs:** Aaron Johnson (8.3), B.J. Vossekuil (0.8), Ndu Egekeze (2.5), Kevin Fellows (1.0), Jason McDougald (2.2), Brandon Cameron (1.7)

N 18 @ North Carolina ¹	55-85	L
N 23 @ Penn	37-62	L
D 1 Yale	68-84	L
D 3 @ Clemson ²	70-79	L
D 7 5 Pittsburgh	60-82	L
D 11 Temple	63-65	L
D 14 Northeastern	79-67	W
D 20 Bucknell	59-55	W
D 28 St. Francis (Pa.)	74-55	W
J 2 Robert Morris	76-59	W
J 4 Buffalo	68-60	W
J 8 @ 15 Indiana*	65-78	L
J 11 @ Michigan*	53-66	L
J 18 Purdue*	78-82	L
J 22 @ Michigan St.*	36-70	L
J 25 18 Illinois*	63-75	L
J 29 Minnesota*	75-76	L
F 1 @ Wisconsin*	55-86	L
F 5 Iowa*	55-75	L
F 12 Ohio State*	67-76	L
F 15 @ Iowa*	71-84	L
F 19 Wisconsin*	58-57	W
F 22 @ Minnesota*	62-77	L
F 26 @ Purdue*	55-79	L
M 1 @ Northwestern*	79-85 (2OT)	L
M 5 Michigan*	62-78	L
M 8 Indiana*	74-66	W
BIG TEN TOURNAMENT		
M 13 vs. Indiana ³	49-77	L

*Big Ten Conference game

- 1 - Preseason NIT
- 2 - B1G/ACC Challenge
- 3 - United Center (Chicago, Ill.)

▶ **COACH ED DECHELLIS**
(2003-11)

114-138 OVERALL | 8 SEASONS

2003-04 (9-19 OVERALL, 3-13 B1G)

Captains: N. Egekeze

Starters: Marlon Smith (13.4), Jan Jagla (13.4), Aaron Johnson (9.7), Ben Luber (6.8), Rob Summers (3.8)

Subs: Ndu Egekeze (6.2), Jason McDougald (0.8), Kevin Fellows (0.6), Rob Fletcher (0.5), Dan Adler (0.2)

N 23 Georgetown	78-79	L
N 26 St. Francis (Pa.)	67-58	W
N 29 @ Buffalo	67-64	W
D 3 Cleveland State	73-62	W
D 6 @ 22 Pittsburgh	37-64	L
D 10 Rutgers	47-60	L
D 13 @ Temple	56-67	L
D 20 St. Francis (N.Y.)	68-64	W
D 28 vs. Arkansas State ¹	73-61	W
D 29 @ New Mexico ¹	63-82	L
J 3 Bucknell	58-46	W
J 7 Minnesota*	75-72	W
J 10 Ohio State*	64-47	W
J 14 @ Michigan St.*	58-76	L
J 21 @ Illinois*	37-80	L
J 24 Michigan*	59-69	L
J 28 Northwestern*	63-61 (OT)	W
J 31 @ Iowa*	58-77	L
F 4 Purdue*	47-62	L
F 11 Indiana*	56-75	L
F 14 @ Northwestern*	52-65	L
F 18 @ Michigan*	53-76	L
F 21 Illinois*	58-66	L
F 25 @ 22 Wisconsin*	45-68	L
F 28 Michigan St.*	42-67	L
M 3 @ Ohio State*	64-71	L
M 6 @ Minnesota*	62-78	L
BIG TEN TOURNAMENT		
M 11 vs. Northwestern ²	52-57	L

*Big Ten Conference game

- 1 - Comcast Lobo Invitational The Pit (Albuquerque, N.M.)
- 2 - Consecro Fieldhouse (Indianapolis, Ind.)

ALL-TIME RESULTS

2004-05 (7-23 OVERALL, 1-15 B1G)

Captains: K. Fellows & J. McDougald

Starters: Geary Claxton (12.7), Aaron Johnson (11.8), Travis Parker (11.4), Danny Morrissey (7.7), Ben Lubner (6.1), Mike Walker (6.3)

Subs: Brandon Hassell (1.7), Kevin Fellows (0.6), Jason McDougald (1.4), Marlon Smith (11.8)

N 14 vs. Illinois State ¹	73-82	L
N 15 vs. Western Carolina ¹	78-63	W
N 16 vs. S.C. State ¹	43-63	L
N 19 Lehigh	73-64	W
N 27 Sacred Heart	69-61	W
D 1 @ Rutgers	83-80	W
D 3 Lock Haven	94-46	W
D 6 @ Georgetown	53-66	L
D 11 11 Pittsburgh	71-84	L
D 21 Buffalo	70-72	L
D 28 vs. Valparaiso ²	56-69	L
D 29 vs. Long Island ²	80-56	W
J 2 Texas A&M	60-62	L
J 5 20 Michigan St.*	58-84	L
J 8 @ Minnesota*	62-83	L
J 12 @ 1 Illinois*	64-90	L
J 15 Michigan*	62-66	L
J 22 Northwestern*	65-62	W
J 26 @ Ohio State*	62-68	L
J 29 18 Wisconsin*	50-76	L
F 2 @ Indiana*	63-68	L
F 9 @ Purdue*	50-77	L
F 12 Ohio State*	56-66	L
F 16 1 Illinois*	63-83	L
F 19 @ Northwestern*	39-54	L
F 23 @ Michigan*	48-63	L
F 26 Iowa*	56-78	L
M 2 Minnesota*	69-73	L
M 5 @ 14 Michigan St.*	64-90	L
BIG TEN TOURNAMENT		
M 10 vs. Ohio State ³	69-72	L

*Big Ten Conference game

- 1 - Black Coaches Association Classic Bradley Center (Milwaukee, Wis.)
- 2 - ASU / azcentral.com Hoops Classic Wells Fargo Arena (Tempe, Ariz.)
- 3 - United Center (Chicago, Ill.)

2005-06 (15-15 OVERALL, 6-10 B1G)

Captains: None

Starters: Geary Claxton (15.2), Travis Parker (12.2), Jamelle Cornley (11.4), Ben Lubner (7.5), Mooch Jackson (6.7)

Subs: Mike Walker (6.7), Milos Bogetic (3.7), Cilk McSweeney (2.4), Brandon Hassell (1.7), Joonas Suotamo (0.5), Nikola Obradovic (0.4)

N 19 Cornell	66-54	W
N 23 Nicholls State	93-56	W
N 26 Long Island	80-64	W
N 29 Clemson ¹	88-96	L
D 3 @ Texas A&M	55-60	L
D 7 Kansas City	75-71	W
D 10 @ Pittsburgh	54-91	L
D 18 St. Francis (Pa.)	88-74	W
D 20 New Hampshire	75-51	W
D 28 Purdue-Fort Wayne	74-59	W
D 31 Mount St. Mary's	65-53	W
J 5 @ 18 Ohio State*	69-104	L
J 14 Iowa*	76-80	L
J 18 Purdue*	74-54	W
J 21 19 Ohio St.*	64-75	L
J 25 @ 23 Wisconsin*	43-72	L
J 28 @ 11 Michigan St.*	60-69	L
F 1 21 Michigan*	65-71	L
F 4 @ 6 Illinois*	66-65	W
F 8 Minnesota*	66-77	L
F 11 Wisconsin*	62-82	L
F 15 Indiana*	71-68	W
F 18 @ Purdue*	69-61	W
F 22 @ Indiana*	65-69	L
F 25 Northwestern*	68-55	W
M 1 @ 23 Iowa*	38-65	L
BIG TEN TOURNAMENT		
M 9 vs. Northwestern ²	60-42	W
M 10 vs. 6 Ohio St. ²	56-63	L
NATIONAL INVITATION TOURNAMENT		
M 14 vs. Rutgers	71-76	L

*Big Ten Conference game

- 1 - B1G/ACC Challenge
- 2 - Conesco Fieldhouse (Indianapolis, Ind.)

2006-07 (11-19 OVERALL, 2-14 B1G)

Captains: None

Starters: Geary Claxton (16.3), Jamelle Cornley (13.5), Danny Morrissey (9.6), Mooch Jackson (6.6), Brandon Hassell (5.6), Ben Lubner (5.2)

Subs: Mike Walker (6.3), Milos Bogetic (4.1), Joonas Suotamo (0.9)

N 10 Morehead State	63-46	W
N 13 UNC Greensboro	69-56	W
N 17 Stony Brook	51-59	L
N 21 Bucknell	63-60 (OT)	W
N 25 St. Joseph's	65-61	W
N 28 @ 21 Georgia Tech ¹	73-77	L
D 2 Morgan State	80-71	W
D 6 Hartford	56-55	W
D 9 @ Seton Hall	59-69	L
D 13 Long Island	66-45	W
D 16 SE Louisiana	66-69	L
D 23 Maine	75-42	W
D 30 VMI	129-111	W
J 3 Northwestern*	83-57	W
J 6 @ Purdue*	60-64	L
J 13 Indiana*	74-84	L
J 17 @ Michigan*	57-77	L
J 20 Michigan St.*	64-91	L
J 24 at Iowa*	63-79	L
J 27 @ Minnesota*	60-65	L
F 3 Purdue*	59-69	L
F 7 4 Wisconsin*	58-71	L
F 10 @ Northwestern*	51-53	L
F 14 2 Ohio State*	62-64	L
F 17 @ 3 Wisconsin*	49-75	L
F 21 @ 2 Ohio State*	60-68	L
F 24 Illinois*	50-68	L
F 28 Iowa*	74-72	W
M 3 @ Indiana*	63-94	L
BIG TEN TOURNAMENT		
M 8 vs. Illinois ²	60-66	L

*Big Ten Conference game

- 1 - B1G/ACC Challenge
- 2 - United Center (Chicago, Ill.)

ALL-TIME RESULTS

2007-08 (15-16 OVERALL, 7-11 B1G)

Captains: None

Starters: Geary Claxton (17.5), Jamelle Cornley (12.1), Talar Battle (10.2), Danny Morrissey (7.6), Stanley Pringle (6.9), Andrew Jones (4.0)

Subs: David Jackson (5.8), Mike Walker (5.5), Jeff Brooks (3.1), Brandon Hassell (2.8), Schyler King (1.0)

N 12 St. Francis (Pa.)	74-64	W
N 16 Canisius	93-40	W
N 22 vs. South Carolina ¹	67-74	L
N 23 vs. Rider ¹	73-82	L
N 25 vs. UCF ¹	59-70	L
N 28 Virginia Tech ²	66-61	W
D 1 @ St. Joseph's ³	67-79	L
D 8 Seton Hall	89-86 (OT)	W
D 12 Princeton	61-38	W
D 15 Denver	60-39	W
D 23 Colgate	66-48	W
D 31 Lehigh	81-68	W
J 2 @ Northwestern*	79-68	W
J 6 @ Illinois*	68-64	W
J 12 Minnesota*	73-76	L
J 15 17 Wisconsin*	55-80	L
J 20 @ 9 Indiana*	65-81	L
J 23 Purdue*	42-64	L
J 26 @ Iowa*	49-64	L
J 29 Ohio State*	56-68	L
F 2 @ 8 Michigan St.*	85-76	W
F 5 @ 24 Purdue*	53-67	L
F 9 @ Michigan*	63-68	L
F 16 Illinois*	52-51	W
F 20 @ 19 Michigan St.*	49-86	L
F 24 @ Minnesota*	68-75	L
F 27 Iowa*	65-64	W
M 1 Michigan*	69-61	W
M 5 @ 10 Wisconsin*	41-77	L
M 9 18 Indiana*	68-64 (OT)	W
BIG TEN TOURNAMENT		
M 13 vs. Illinois ⁴	63-64	L

*Big Ten Conference game

- 1 - Old Spice Classic
Milk House; Disney's Wide World of Sports (Orlando, Fla.)
- 2 - B1G/ACC Challenge
- 3 - The Palestra (Philadelphia, Pa.)
- 4 - Conesco Fieldhouse (Indianapolis, Ind.)

2008-09 (27-11 OVERALL, 10-8 B1G)

NIT CHAMPIONS

Captains: Talar Battle, Jamelle Cornley & Danny Morrissey

Starters: Talar Battle (16.7), Jamelle Cornley (14.4), Stanley Pringle (12.8), Andrew Jones (6.2), David Jackson (4.5)

Subs: Danny Morrissey (5.3), Jeff Brooks (3.3), Chris Babb (2.8), Cam Woodyard (2.2), Andrew Ott (1.4)

N 14 William & Mary	65-51	W
N 17 NJIT ¹	74-47	W
N 20 Hartford ¹	89-64	W
N 23 New Hampshire	70-50	W
N 25 @ Pennsylvania	85-73	W
N 28 vs. Rhode Island ²	72-77	L
N 29 vs. Towson ⁴	78-54	W
D 3 @ Georgia Tech ³	85-83	W
D 6 Temple	59-65	L
D 10 Army	60-45	W
D 13 Mount St. Mary's	61-56	W
D 21 Lafayette	83-55	W
D 23 Sacred Heart	73-65	W
D 31 Northwestern*	61-57	W
J 3 @ Wisconsin*	61-65	L
J 6 14 Purdue*	67-64	W
J 11 @ 22 Minnesota*	59-79	L
J 14 7 Michigan St.*	73-78	L
J 17 @ Indiana*	65-55	W
J 20 Michigan*	73-58	W
J 24 Iowa*	63-59	W
F 1 @ 9 Michigan St.*	72-68	W
F 5 @ Michigan*	51-71	L
F 8 Wisconsin*	44-54	L
F 11 @ 20 Purdue*	47-61	L
F 14 Minnesota*	68-63	W
F 18 @ 18 Illinois*	38-33	W
F 24 @ Ohio State*	59-73	L
F 28 Indiana*	61-58	W
M 5 23 Illinois*	64-63	W
M 7 @ Iowa*	67-75 (2OT)	L
BIG TEN TOURNAMENT		
M 12 vs. Indiana ⁴	66-51	W
M 13 vs. 24 Purdue ⁴	65-79	L

NATIONAL INVITATION TOURNAMENT		
M 17 vs. George Mason	77-73	ot W
M 19 vs. Rhode Island	83-72	W
M 24 @ Florida	71-62	W
M 31 vs. Notre Dame ⁵	67-59	W
A 2 vs. Baylor ³	69-63	W

*Big Ten Conference game

- 1 - Philly Hoop Group Classic (University Park, Pa.)
- 2 - Philly Hoop Group Classic (The Palestra)
- 3 - B1G/ACC Challenge
- 4 - Conesco Fieldhouse (Indianapolis, Ind.)
- 5 - Madison Square Garden (New York)

2009-10 (11-20 OVERALL, 3-15 B1G)

Captains: Talar Battle & David Jackson

Starters: Talar Battle (18.5), David Jackson (9.5), Chris Babb (9.3), Jeff Brooks (7.4), Andrew Jones (6.0)

Subs: Tim Frazier (5.0), Bill Edwards (4.2), Andrew Ott (3.1), Sasa Borovnjak (1.8) Cam Woodyard (1.7), Adam

Highberger (1.6)		
N 13 Penn	70-55	W
N 16 Robert Morris	80-61	W
N 19 UNC Wilmington ¹	69-80	L
N 20 Tulane ¹	60-63	L
N 21 Davidson ¹	59-57	W
N 25 Sacred Heart	87-75	W
N 30 @ Virginia ²	69-66	W
D 5 @ Temple	42-45	L
D 8 UMBC	58-42	W
D 12 Virginia Tech	64-66	L
D 19 Gardner-Webb	104-57	W
D 21 American	76-57	W
D 29 @ Minnesota*	70-75	L
J 3 23 Wisconsin*	46-63	L
J 7 Michigan*	55-64	L
J 12 @ Illinois*	53-54	L
J 16 @ Iowa*	64-67	L
J 21 Indiana*	61-67	L
J 24 @ 18 Wisconsin*	71-79 (OT)	L
J 27 Illinois*	67-77	L
J 31 @ 10 Purdue*	46-66	L
F 3 @ 13 Ohio State*	62-75	L
F 6 Minnesota*	64-66	L
F 13 10 Michigan St.*	54-65	L
F 17 @ Northwestern*	81-70	W
F 20 @ Michigan*	55-51	W
F 24 9 Ohio State*	67-75	L
F 28 Northwestern*	79-60	W
M 4 @ 11 Michigan St.*	65-67	L
M 6 7 Purdue*	60-64	L
BIG TEN TOURNAMENT		
M 11 vs. Minnesota ³	55-76	L

*Big Ten Conference game

- 1 - Charleston Classic
Carolina First Arena (Charleston, S.C.)
- 2 - B1G/ACC Challenge
- 3 - Conesco Fieldhouse (Indianapolis, Ind.)

ALL-TIME RESULTS

2010-11 (19-15 OVERALL, 9-9 BIG)

Captains: T. Battle, J. Brooks, D.

Jackson, A. Jones & S. Kirkpatrick

Starters: Talar Battle (20.2), Jeff Brooks (13.1), David Jackson (9.9), Tim Frazier (6.3), Andrew Jones (6.0)

Subs: J. Marshall (2.5), B. Oliver (2.3), C. Woodyard (1.8), T. Bowman (0.8)

N 12 Lehigh	70-56	W
N 16 Saint Joseph's	66-57	W
N 19 Fairfield	64-49	W
N 22 Central Conn. State	77-61	W
N 26 @ Mississippi	71-84	L
N 28 Furman	70-49	W
D 1 Maryland ¹	39-62	L
D 4 Duquesne	77-73	W
D 7 Mt. St. Mary's	57-53	W
D 12 @ Virginia Tech	69-79	L
D 21 Maine	64-74	L
D 27 @ Indiana*	69-60	W
J 2 @ Michigan*	69-76	L
J 5 11 Purdue*	68-83	L
J 8 18 Michigan St.*	66-62	W
J 11 16 Illinois*	57-55	W
J 15 @ 2 Ohio State*	66-69	L
J 19 @ 14 Purdue*	62-63	L
J 26 Iowa*	65-51	W
J 29 17 Wisconsin*	56-52	W
F 1 @ Illinois*	51-68	L
F 6 Michigan*	62-65	L
F 10 @ Michigan St.*	57-75	L
F 13 Northwestern*	65-41	W
F 17 Minnesota*	66-63	W
F 20 @ 10 Wisconsin*	66-76	L
F 24 @ Northwestern*	66-52	W
M 1 @ Ohio State*	61-82	L
M 6 @ Minnesota*	66-63	W

BIG TEN TOURNAMENT

M 10 vs. Indiana ²	61-55	W
M 11 vs. 13 Wisconsin ²	36-33	W
M 12 vs. Michigan St. ²	61-48	W
M 13 vs. 1 Ohio St. ²	60-71	L

NCAA TOURNAMENT

M 17 vs. 24 Temple ³	64-66	L
---------------------------------	-------	---

*Big Ten Conference game

- 1 - BIG/ACC Challenge
- 2 - Conesco Fieldhouse (Indianapolis, Ind.)
- 3 - McKale Center (Tucson, Ariz.)

▶ COACH PATRICK CHAMBERS (2011-2020)

140-150 OVERALL | 9 SEASONS

2011-12 (12-20 OVERALL, 4-14 BIG)

Captains: Tim Frazier, Billy Oliver & Cammeron Woodyard

Starters: Tim Frazier (18.8), Jermaine Marshall (10.8), Cammeron Woodyard (8.7), Billy Oliver (6.8), Jon Graham (3.9)
Subs: Trey Lewis (5.6), Ross Travis (4.4), Sasa Borovnjak (4.3), Matt Glover (2.8), Nick Colella (2.7)

N 12 Hartford	70-55	W
N 14 Radford	62-46	W
N 16 Long Island	77-68	W
N 19 2 Kentucky ¹	47-85	L
N 20 South Florida ¹	53-49	W
N 23 Youngstown St.	82-71	W
N 26 @ St. Joseph's	47-65	L
N 30 @ Boston Coll. ²	62-54	W
D 4 Mississippi	70-72	L
D 7 Lafayette	57-61	L
D 10 @ Duquesne	59-66	L
D 18 Mount St. Mary's	72-43	W
D 21 Cornell	74-67	W
D 29 @ 18 Michigan*	53-71	L
J 1 @ Northwestern*	56-68	L
J 5 Purdue*	65-45	W
J 8 12 Indiana*	82-88	L
J 11 @ Nebraska*	58-70	L
J 15 Minnesota*	66-80	L
J 19 22 Illinois*	54-52	W
J 22 @ 11 Indiana*	54-73	L
J 25 @ 4 Ohio State*	54-78	L
J 31 19 Wisconsin*	46-52	L
F 4 @ Iowa*	64-77	L
F 8 @ 11 Michigan St.*	57-77	L
F 11 Nebraska*	67-51	W
F 16 Iowa*	69-64	W
F 19 @ 15 Wisconsin*	55-65	L
F 25 Northwestern*	66-67	L
F 29 @ Purdue*	56-80	L
M 4 13 Michigan*	65-71	L

BIG TEN TOURNAMENT

M 8 vs. 15 Indiana ³	58-75	L
---------------------------------	-------	---

*Big Ten Conference game

- 1 - Hall of Fame Tip-Off; Mohegan Sun Arena (Uncasville, Conn.)
- 2 - BIG/ACC Challenge
- 3 - Conesco Fieldhouse (Indianapolis, Ind.)

2012-13 (10-21 OVERALL, 2-16 BIG)

Captains: Nick Colella, Jermaine

Marshall, D.J. Newbill

Starters: D.J. Newbill (16.3), Jermaine Marshall (15.3), Sasa Borovnjak (7.4), Ross Travis (7.0), Brandon Taylor (5.3)

Subs: Nick Colella (4.0), Jon Graham (1.9), Donovan Jack (1.7), Kevin Montminy (0.9), Alan Wisniewski (0.6)

N 9 St. Francis (Pa.)	65-58	W
N 15 6 NC State ¹	55-72	L
N 16 Providence ¹	55-52(OT)	W
N 18 Akron ¹	60-85	L
N 23 Bucknell	60-57	W
N 28 Boston College ²	61-73	L
D 1 Penn	58-47	L
D 5 @ La Salle	57-82	L
D 8 Army	78-70	W
D 15 Delaware State	80-76(OT)	W
D 23 New Hampshire	72-45	W
D 29 Duquesne	84-74	W
J 3 @ Wisconsin*	51-60	L
J 7 5 Indiana*	51-74	L
J 10 Northwestern*	54-70	L
J 13 @ Purdue*	42-60	L
J 16 18 Michigan St.*	72-81	L
J 19 Nebraska*	64-68	L
J 23 @ 7 Indiana*	49-72	L
J 26 14 Ohio State*	51-65	L
J 31 @ Iowa*	67-76	L
F 5 Purdue*	49-58	L
F 9 @ Nebraska*	53-67	L
F 14 Iowa*	72-74	L
F 17 @ 4 Michigan*	71-79	L
F 21 @ Illinois*	59-64	L
F 27 4 Michigan*	84-78	W
M 2 @ Minnesota*	44-73	L
M 7 @ Northwestern*	66-59	W
M 10 22 Wisconsin*	60-63	L

BIG TEN TOURNAMENT

M 14 vs. 6 Michigan ³	66-83	L
----------------------------------	-------	---

*Big Ten Conference game

- 1 - Puerto Rico Tip-Off; Coliseo Ruben Rodriguez (Bayamon, P.R.)
- 2 - BIG/ACC Challenge
- 3 - United Center (Chicago, Ill.)

ALL-TIME RESULTS

2013-14 (16-18 OVERALL, 6-12 B1G)

Captains: Tim Frazier, D.J. Newbill, Ross Travis

Starters: D.J. Newbill (17.8), Tim Frazier (14.9), Brandon Taylor (9.2), Ross Travis (8.4), Donovan Jack (6.2)

Subs: John Johnson (6.7), Allen Roberts (5.7), Geno Thorpe (3.2), Graham Woodward (2.8) Jordan Dickerson (1.5), Alan Wisniewski (0.6), Kevin Montminy (0.3)

N 9 Wagner	74-62 W
N 13 Bucknell	80-90 L
N 16 @ Penn	83-71 W
N 19 La Salle	79-72 W
N 24 Longwood	93-67 W
N 26 Monmouth	84-52 W
N 29 St. John's ¹	89-82 (OT) W
N 30 Mississippi ¹	76-79 L
D 3 @ Pittsburgh ²	69-78 L
D 7 Marshall	90-77 W
D 11 @ Duquesne	68-59 W
D 14 Princeton ³	79-81 (OT) L
D 22 Mount St. Mary's	92-82 W
D 31 5 Michigan St.*	63-79 L
J 4 @ Illinois*	55-75 L
J 8 Minnesota*	65-68 L
J 11 Indiana*	76-79 L
J 14 @ Michigan*	67-80 L
J 18 @ Purdue*	64-65 L
J 23 Nebraska*	58-54 W
J 29 @ 24 Ohio State*	71-70 (OT) W
F 2 Purdue*	79-68 W
F 6 @ 9 Michigan St.*	67-82 L
F 9 Illinois*	55-60 L
F 12 @ Indiana*	66-65 W
F 15 16 Iowa*	70-82 L
F 20 @ Nebraska*	67-80 L
F 27 22 Ohio State*	65-63 W
M 2 14 Wisconsin*	66-71 L
M 6 @ Northwestern*	59-32 W
M 9 @ Minnesota*	63-81 L

BIG TEN TOURNAMENT

M 13 vs. Minnesota⁴ 56-63 L

COLLEGE BASKETBALL INVITATIONAL

M 19 Hampton 69-65 W
M 24 @ Siena 52-54 L

*Big Ten Conference game

- 1 - Barclays Center Classic (Brooklyn, N.Y.)
- 2 - B1G/ACC Challenge
- 3 - Return to Rec; Rec Hall (University Park, Pa.)
- 4 - Consecro Fieldhouse (Indianapolis, Ind.)

2014-15 (18-16 OVERALL, 4-14 B1G)

Captains: D.J. Newbill, Ross Travis

Starters: D.J. Newbill (20.7), Shep Garner (9.2), Brandon Taylor (9.1), Ross Travis (5.5), Jordan Dickerson (2.6)

Subs: Geno Thorpe (8.7), John Johnson (7.4), Donovan Jack (3.5), Devin Foster (2.7) Payton Banks (1.7), Alan Wisniewski (0.2), Kevin Montminy (0.0)

N 14 Morgan State	61-48 W
N 16 Fordham	73-54 W
N 20 Charlotte ¹	97-106 (20T) L
N 21 Cornell ¹	72-71 W
N 23 USC ¹	63-61 W
N 25 Akron ²	78-72 W
N 28 @ Bucknell	88-80 W
D 3 Virginia Tech ³	61-58 W
D 6 @ Marshall	73-69 W
D 10 Duquesne	64-62 W
D 14 Geo. Washington	64-51 W
D 20 Drexel ⁴	73-68 W
D 22 Dartmouth	69-49 W
D 31 @ 4 Wisconsin*	72-89 L
J 3 @ Rutgers*	46-50 L
J 6 Michigan*	64-73 L
J 13 @ Indiana*	73-76 L
J 17 Purdue*	77-84 (OT) L
J 21 @ Michigan St.*	60-66 L
J 24 Rutgers*	79-51 W
J 28 Minnesota*	63-58 W
J 31 @ Illinois*	58-60 L
F 4 @ 17 Maryland*	58-64 L
F 7 Nebraska*	56-43 W
F 11 @ 23 Ohio State*	55-75 L
F 14 19 Maryland*	73-76 L
F 18 5 Wisconsin*	47-55 L
F 21 @ Northwestern*	39-60 L
F 28 Iowa*	77-81 (OT) L
M 4 23 Ohio State*	67-77 L
M 8 @ Minnesota*	79-76 W

BIG TEN TOURNAMENT

M 11 Nebraska ⁵	68-65 W
M 12 Iowa ⁵	67-58 W
M 13 Purdue ⁵	59-64 L

*Big Ten Conference game

- 1 - Charleston Classic (Charleston, S.C.)
- 2 - Charleston Classic (University Park, Pa.)
- 3 - B1G/ACC Challenge
- 4 - PPL Center (Allentown, Pa.)
- 5 - United Center (Chicago, Ill.)

2015-16 (16-16 OVERALL, 7-11 B1G)

Captains: Brandon Taylor, Donovan Jack

Starters: Brandon Taylor (16.3), Shep Garner (14.8), Payton Banks (9.4), Josh Reaves (6.4), Jordan Dickerson (2.8)

Subs: Donovan Jack (5.2), Devin Foster (4.0), Julian Moore (3.8), Deivis Zemgulis (2.9), Isaiah Washington (2.7)

N 14 VMI	62-50 W
N 17 DePaul ¹	68-62 W
N 20 @ Duquesne	52-78 L
N 24 Radford	74-86 L
N 28 Bucknell	62-58 W
D 2 @ Boston College ²	67-58 W
D 5 Eastern Michigan	81-70 W
D 8 @ Geo. Washington	66-76 L
D 10 Canisius ³	81-67 W
D 12 La.-Monroe ³	54-50 W
D 19 @ Drexel ⁴	63-57 W
D 22 vs. Colorado ⁵	70-71 L
D 23 vs. Kent State ⁵	75-69 W
D 30 @ 4 Maryland*	64-70 L
J 2 @ Michigan*	56-79 L
J 5 Minnesota*	86-77 W
J 10 5 Michigan St.*	65-92 L
J 13 @ 24 Purdue*	57-74 L
J 16 @ Northwestern*	71-62 W
J 21 Wisconsin*	60-66 L
J 25 @ Ohio State*	46-66 L
J 30 vs. Michigan* ⁶	72-79 L
F 3 @ 5 Iowa*	49-73 L
F 6 21 Indiana*	68-63 W
F 13 @ Nebraska*	54-70 L
F 17 4 Iowa*	79-75 W
F 20 @ Rutgers*	70-58 W
F 25 Nebraska*	56-55 W
F 28 @ 6 Michigan St.*	57-88 L
M 3 Northwestern*	61-71 L
M 6 Illinois*	86-79 (20T) W

BIG TEN TOURNAMENT

M 10 Ohio State ⁷	75-79 L
------------------------------	---------

*Big Ten Conference game

- 1 - Gavitt Game (Big Ten/Big East), Bryce Jordan Center, (University Park, Pa.)
- 2 - B1G/ACC Challenge
- 3 - Return to Rec; Rec Hall (University Park, Pa.); Las Vegas Classic on-campus contests
- 4 - The Palestra (Philadelphia, Pa.)
- 5 - Las Vegas Classic; Orleans Arena (Las Vegas, Nev.)
- 6 - B1G Super Saturday; Madison Square Garden (New York, N.Y.)
- 7 - Consecro Fieldhouse (Indianapolis, Ind.)

ALL-TIME RESULTS

2016-17 (15-18 OVERALL, 6-12 BIG)

Captains: Payton Banks, Tony Carr, Shep Garner, Josh Reaves

Starters: Tony Carr (13.2), Lamar Stevens (12.7), Shep Garner (12.0), Mike Watkins (9.7), Josh Reaves (7.7)

Subs: Payton Banks (10.4), Julian Moore (2.8), Terrence Samuel, Nazeer Bostick,

Deivis Zemgulis

N 11 Albany ¹	81-87	L
N 13 Duquesne	82-74	W
N 15 Grand Canyon ¹	85-76	W
N 19 vs. 1 Duke ²	68-78	L
N 20 vs. 24 Cincinnati ²	50-71	L
N 23 Colgate	72-59	W
N 26 at George Washington	74-68	W
N 29 Georgia Tech ³	67-60	W
D 3 Wright State	72-50	W
D 7 George Mason	66-85	L
D 10 vs. Pittsburgh ⁴	73-81	L
D 18 vs. St. John's ⁵	92-76	W
D 21 Morgan State	96-55	W
D 27 Northwestern*	77-87	L
J 1 at Rutgers*	60-47	W
J 4 at Michigan*	69-72	L
J 7 vs. Michigan St.* ⁶	72-63	W
J 14 24 Minnesota*	52-50	W
J 18 Indiana*	75-78	L
J 21 at 21 Purdue*	52-77	L
J 24 at 15 Wisconsin*	55-82	L
J 28 Illinois*	71-67	W
F 1 at Indiana*	102-110 (3OT)	L
F 4 Rutgers*	68-70	L
F 7 21 Maryland*	70-64	W
F 11 at Illinois*	83-70	W
F 14 at Nebraska*	66-82	L
F 21 14 Purdue*	70-74 (OT)	L
F 25 at Minnesota*	71-81	L
F 28 Ohio State*	70-71	L
M 5 at Iowa*	79-90	L
BIG TEN TOURNAMENT		
M 8 vs. Nebraska ⁷	76-67 (OT)	W
M 9 vs. Michigan State ⁷	51-78	L

*Big Ten Conference game

- 1 - Hall of Fame Tip-off (University Park, Pa.)
- 2 - Hall of Fame Tip-off (Uncasville, Conn.)
- 3 - BIG/ACC Challenge (University Park, Pa.)
- 4 - Never Forget Tribute Classic (Newark, N.J.)
- 5 - Holiday Hoops Festival (New York, MSG)
- 6 - Philadelphia, Pa. (The Palestra)
- 7 - Verizon Center (Washington, D.C.)

2017-18 (26-13 OVERALL, 9-9 BIG)

NIT CHAMPIONS

Starters: Tony Carr (19.6), Lamar Stevens (15.5), Mike Watkins (12.1), Shep Garner (11.4), Josh Reaves (10.6) **Subs:** Nazeer Bostick (4.7), Julian Moore (2.2), Jamari Wheeler (2.0), John Harrar (1.6), Satchel Pierce (1.6), Deivis Zemgulis, Trent Buttrick

N 10 Campbell	86-75	W
N 12 Fairleigh Dickinson	81-57	W
N 15 Montana ¹	70-57	W
N 17 Columbia	79-65	W
N 20 vs. Pittsburgh ²	85-54	W
N 21 vs. 16 Texas A&M ²	87-98	L
N 24 Oral Roberts ¹	86-48	W
N 29 at NC State ³	78-85	L
D 2 at Iowa*	77-73	W
D 4 Wisconsin*	63-64	L
D 9 Geo. Washington	74-54	W
D 17 at George Mason	72-54	W
D 19 Binghamton	80-65	W
D 22 Rider	70-71	L
D 30 Coppin State	88-43	W
J 2 at Maryland*	69-75	L
J 5 Northwestern*	78-63	L
J 9 at Indiana*	70-74	L
J 12 Nebraska*	76-74 (OT)	L
J 15 Minnesota*	84-95 (OT)	L
J 20 at Northwestern* ⁴	61-70	L
J 25 at 13 Ohio State*	82-79	W
J 27 Rutgers*	60-43	W
J 31 at 5 Michigan State*	68-76	L
F 3 Iowa*	82-58	W
F 7 Maryland*	74-70	W
F 11 at Illinois*	74-52	W
F 15 8 Ohio State*	79-56	W
F 18 at 6 Purdue*	73-76	L
F 21 17 Michigan*	63-72	L
F 25 at Nebraska*	64-76	L

BIG TEN TOURNAMENT

M 1 vs. Northwestern ⁵	65-57	W
M 2 vs. 13 Ohio State ⁵	69-68	W
M 3 vs. 8 Purdue ⁵	70-78	L

NATIONAL INVITATION TOURNAMENT

M 14 Temple	63-57	W
M 17 at Notre Dame	73-63	W
M 20 at Marquette	85-80	W
M 27 vs. Miss. State ⁶	75-60	W
M 29 vs. Utah ⁶	82-66	W

*Big Ten Conference game

- 1 - Legends Classic (University Park, Pa.)
- 2 - Legends Classic (Brooklyn, N.Y.)
- 3 - BIG/ACC Challenge (Raleigh, N.C.)
- 4 - Allstate Arena (Rosemont, Ill.)
- 5 - Madison Square Garden, New York, N.Y.
- 6 - Madison Square Garden, New York, N.Y.

2018-19 (14-18 OVERALL, 7-13 BIG)

Starters: Lamar Stevens (19.9), Josh Reaves (10.6), Myles Dread (8.3), Jamari Wheeler (3.6), John Harrar (3.4) **Subs:** Rasir Bolton (11.6), Mike Watkins (7.8), Myreon Jones (4.0), Trent Buttrick, Kyle McCloskey, Deivis Zemgulis

N 9 North Florida	87-72	W
N 12 Jacksonville State	76-61	W
N 15 at DePaul ¹	70-72 (OT)	L
N 20 Wright State ²	77-59	W
N 21 Bradley ²	56-59	L
N 27 13 Virginia Tech ³	63-62	W
D 1 at 24 Maryland*	59-66	L
D 4 Indiana*	62-64	L
D 8 Colgate	76-65	W
D 15 NC State*	78-89	L
D 19 at Duquesne	73-67	W
D 21 at Alabama	64-73	L
D 29 UMBC	74-52	W
J 3 at 2 Michigan*	55-68	L
J 6 22 Wisconsin*	52-71	L
J 10 at Nebraska*	64-70	L
J 13 6 Michigan State*	56-71	L
J 16 23 Iowa*	82-89	L
J 19 at Minnesota*	64-65	L
J 26 Rutgers*	60-64	L
J 31 17 Purdue*	90-99 (OT)	L
F 4 at Northwestern*	59-52	W
F 7 at Ohio State*	70-74	L
F 12 6 Michigan*	75-69	W
F 16 at 12 Purdue*	64-76	L
F 19 Nebraska*	95-71	W
F 23 at Illinois*	83-76	W
F 27 17 Maryland*	78-61	W
M 2 at 19 Wisconsin*	57-61	L
M 6 at Rutgers*	66-65	W
M 10 Illinois*	72-56	W
BIG TEN TOURNAMENT		
M 14 vs. Minnesota ⁵	72-77 (OT)	L

*Big Ten Conference game

- 1 - Gavitt Tipoff Game (Chicago, Ill.)
- 2 - Cancun Challenge (Cancun, Mexico)
- 3 - BIG/ACC Challenge (University Park, Pa.)
- 4 - Naismith Hall of Fame Boardwalk Classic (Atlantic City, N.J.)
- 5 - United Center (Chicago, Ill.)

ALL-TIME RESULTS

2019-20 (21-10 OVERALL, 11-9 BIG)

Starters: Lamar Stevens (17.6), Myreon Jones (13.3), Mike Watkins (9.7), Myles Dread (8.6), Jamari Wheeler (3.8) **Subs:** Izaiah Brockington (8.1), Curtis Jones Jr. (6.2), Seth Lundy (5.3), John Harrar (4.3), Trent Buttrick, Stephen Beattie, Kyle McCloskey, Taylor Nussbaum

N 5 UMES	84-46	W
N 9 Wagner	91-64	W
N 14 at Georgetown ¹	81-66	W
N 19 Bucknell ²	98-70	W
N 23 Yale ²	58-56	W
N 27 vs. Mississippi ³	72-74	L
N 29 vs. Syracuse ³	85-64	W
D 4 Wake Forest ⁴	76-54	W
D 7 at 6 Ohio State*	74-106	L
D 10 4 Maryland*	76-69	W
D 14 Alabama	73-71	W
D 20 Central Conn. State	87-58	W
D 29 Cornell	90-59	W
J 4 vs. 23 Iowa* ⁵	89-86	W
J 7 at Rutgers*	61-72	L
J 11 Wisconsin*	49-58	L
J 15 at Minnesota*	69-75	L
J 18 21 Ohio State*	90-76	W
J 22 at Michigan*	72-63	W
J 29 Indiana*	64-49	W
F 1 at Nebraska*	76-64	W
F 4 at 16 Michigan State*	75-70	W
F 8 Minnesota*	83-77	W
F 11 at Purdue*	88-76	W
F 15 Northwestern*	77-61	W
F 18 Illinois*	56-62	L
F 23 at Indiana*	60-68	L
F 26 Rutgers*	65-64	W
F 29 at 18 Iowa*	68-77	L
M 3 16 Michigan State*	71-79	L
M 7 at Northwestern*	69-80	L

BIG TEN TOURNAMENT

M 12 vs. Indiana⁶ canceled

Big Ten Tournament canceled due to COVID-19 pandemic.

*Big Ten Conference game

- 1 - Gavitt Tip-off Game (University Park, Pa.)
- 2 - NIT Season Tip-Off (University Park, Pa.)
- 3 - NIT Season Tip-Off (Barclays Center, Brooklyn, N.Y.)
- 4 - B1G/ACC Challenge (University Park, Pa.)
- 5 - Philadelphia, Pa. (The Palestra)
- 6 - Bankers Life Fieldhouse (Indianapolis, Ind.)

► INTERIM HEAD COACH

JIM FERRY (2020-21)

11-14 OVERALL | 1 SEASON

2020-21 (11-14 OVERALL, 7-12 BIG)

Starters: Myreon Jones (15.3), Izaiah Brockington (12.6), Seth Lundy (10.1), John Harrar (8.8), Jamari Wheeler (6.8)

Subs: Sam Sessoms (8.2), Myles Dread (7.3), Trent Buttrick, Abdou Tsimbila, Dallion Johnson, Kyle McCloskey

N 28 VMI	86-65	W
D 2 VCU	72-69	W
D 6 Seton Hall	92-98 (OT)	L
D 8 at 15 Virginia Tech ¹	75-55	W
D 13 at Michigan*	58-62	L
D 23 at 18 Illinois*	81-98	L
D 30 at Indiana*	85-87	L
J 17 at Purdue*	72-80	L
J 19 at 22 Illinois*	65-79	L
J 21 Rutgers*	75-67	W
J 23 Northwestern*	81-78	W
J 27 at Ohio State*	79-83	L
J 30 14 Wisconsin*	81-71	W
F 2 at 19 Wisconsin*	56-72	L
F 5 Maryland*	55-50	W
F 9 at Michigan State*	58-60	W
F 14 Nebraska*	61-62	L
F 18 4 Ohio State*	82-92	L
F 21 at 11 Iowa*	68-74	L
F 23 at Nebraska*	86-83	W
F 26 Purdue*	52-73	L
M 3 Minnesota*	84-65	W
M 7 at Maryland*	66-61	W

BIG TEN TOURNAMENT

M 10 vs. Nebraska ²	72-66	W
M 11 vs. Wisconsin ²	74-75	L

*Big Ten Conference game

- 1 - B1G/ACC Challenge
- 2 - Lucas Oil Stadium (Indianapolis, Ind.)

► COACH MICAH SHREWSBERRY

(2021-PRESENT)

14-17 OVERALL | 1 SEASON

2021-22 (14-17 OVERALL, 7-13 BIG)

Starters: Jalen Pickett (13.3), Seth Lundy (11.9), John Harrar (10.6), Myles Dread (6.2), Dallion Johnson (3.7)

Subs: Sam Sessoms (11.6), Greg Lee (6.1), Jaheam Cornwall, Jalanni White, Jevonnie Scott, Caleb Dorsey

N 10 Youngstown State	75-59	W
N 15 at Massachusetts	56-81	L
N 18 St. Francis Brooklyn ¹	74-59	W
N 22 Cornell	85-74	W
N 26 vs. LSU ²	63-68 (OT)	L
N 27 vs. Oregon State ²	60-45	W
D 1 Miami (Fla.) ³	58-63	L
D 5 Ohio State*	64-76	L
D 8 Wagner	74-54	W
D 11 at 19 Michigan State*	64-80	L
J 2 Indiana*	61-58	W
J 5 at Northwestern*	74-70	W
J 8 3 Purdue*	67-74	L
J 11 Rutgers*	66-49	W
J 16 at 16 Ohio State*	56-61	L
J 22 at Iowa*	51-68	L
J 26 at Indiana*	57-74	L
J 31 Iowa*	90-86 (2OT)	W
F 5 at 11 Wisconsin*	49-51	L
F 8 Michigan*	57-58	L
F 12 at Minnesota*	70-76	L
F 15 19 Michigan State*	62-58	W
F 17 Minnesota*	67-46	W
F 21 at Maryland*	61-67	L
F 25 Northwestern*	67-60	W
F 27 Nebraska*	70-93	L
M 3 at 20 Illinois*	55-60	L
M 6 at Rutgers*	58-59	L

BIG TEN TOURNAMENT

M 9 vs. Minnesota ⁴	60-51	W
M 10 vs. Ohio State ⁴	71-68	W
M 11 vs. 9 Purdue ⁴	61-69	L

*Big Ten Conference game

- 1 - Emerald Coast Classic (University Park, Pa.)
- 2 - Emerald Coast Classic (Niceville, Fla.)
- 3 - B1G/ACC Challenge
- 4 - Gainbridge Fieldhouse (Indianapolis, Ind.)

RESULTS KEY

Associated Press rankings are listed prior to opponent names.

PENN STATE UNIVERSITY

Penn State's historic mission of teaching, research, and public service — launched under the most modest of circumstances more than 150 years ago — now reaches into virtually all parts of Pennsylvania. Consider, for example, that the University now has 24 campuses across the Commonwealth, putting a Penn State education within practical reach of nearly every Pennsylvanian. In fact, more than 95 percent of Pennsylvania residents live within a 30-mile radius of a Penn State campus and about 70 percent of Penn State's undergraduates are Pennsylvania residents.

Penn State is Pennsylvania's largest nongovernmental employer and has employees and expenditures in every one of its 67 counties. The University generates a total economic impact across the Commonwealth that surpasses \$11.6 billion annually and is consistently ranked among the top 1% of the world's universities.

Part of that impact is derived from Penn State's research program, which brought more than \$610 million in federal funds to Pennsylvania last year. In addition, as part of its Invent Penn State initiative, the University has funded 21 innovation hubs, designed to bolster entrepreneurship and economic development in communities surrounding its campuses across Pennsylvania.

Penn State's outreach and online programs — ranging from 4H to Cooperative Extension, from summer camps to public broadcasting — provide educational and service programs to more than a million Pennsylvania households annually.

The University's presence throughout Pennsylvania today contrasts sharply with its humble beginnings. Chartered as a college of scientific agriculture, the institution was located in rural Centre County after James Irvin, a partner in the Centre Furnace iron works (remains of which can be seen today along East College Avenue), offered to donate 200 acres of farmland for a campus.

Founding President Evan Pugh wanted the fledgling institution to embody a new approach to higher education that blended classical studies with subjects that had practical value. He joined similar visionaries in other states in convincing Congress to pass the Morrill Land-Grant Act in 1862. The act gave individual states tracts of federal land to sell; the proceeds supported colleges that agreed to include engineering, science and the liberal arts as well as agriculture in their course of studies. In 1863, the Pennsylvania legislature designated Penn State the Commonwealth's sole land-grant institution. The lawmakers in effect bestowed on the privately incorporated college a public character. In return for state support, the institution assumed obligations of teaching, research and service that are normally associated with publicly owned land-grant universities in other states.

By the 1890s Penn State was making its mark. It ranked among the nation's 10 largest undergraduate engineering schools, a distinction it still holds. It established one of the nation's first collegiate agricultural experiment stations, and Professor Whitman Jordan's pioneering research on using fertilizers for soil enrichment had global impact on crop yields.

Penn State in 1871 became one of the first land-grant schools in the Northeast to admit women, graduated its first international student in 1890, and its first African-American student in 1905. Today, Penn State draws more than 9,000 students from around the world to study at its campuses, and the international students, researchers and scholars who come to Penn State represent more than 140 countries.

In the early 1900s, President Edwin E. Sparks supported a number of efforts to "carry the college to the people," as he liked to say. Technical institutes were established in various locations statewide for engineering education, beginning with an evening school in Allentown in 1910. In 1912, Penn State helped create a system of county agents in agriculture and home economics. Today, the Penn State World Campus, which offers one curriculum at multiple access points to meet people where they are, builds on that outreach tradition.



But undergraduate education remained foremost. Enrollment surpassed 5,000 students by 1936, including those attending several undergraduate centers that were created for students who, in the depths of the Great Depression, could not afford to leave their hometowns to get a college education. The centers offered the first year of baccalaureate studies and were the predecessors of today's statewide system of campuses. Thanks to this innovative approach to higher education, Penn State in the 1930s became Pennsylvania's largest single source of baccalaureate degrees, a distinction it holds to this day.

Following World War II, Penn State underwent unprecedented expansion, first to meet the needs of returning military veterans and later to accommodate the Baby Boom generation. Total enrollment at all Penn State campuses climbed to 40,000 by 1970.

The University also emerged on the national scene as a research powerhouse in fields as diverse as dairy science, acoustics, psychology and diesel engineering. The expansion of research went hand in hand with a steady increase in the number of graduate students. The University awarded its first graduate degree — a master's degree in scientific agriculture — in 1862, and the Graduate School was established in 1922. But overall graduate enrollment remained modest

until the 1950s, then swelled steadily. The Graduate School has awarded to date approximately 130,000 master's, doctoral and other advanced degrees.

The University Park campus is Penn State's administrative and research hub. In addition, there are 19 primarily undergraduate campuses; Penn State Health Milton S. Hershey Medical Center and the College of Medicine; the Pennsylvania College of Technology; Penn State Law; Dickinson Law; the Penn State Great Valley School of Graduate Professional Studies; and the Penn State World Campus.

To date, Penn State has awarded more than 909,000 degrees, hallmarks of an educational experience second to none in quality. In addition, Penn State alumni — including 371,000 in Pennsylvania alone — have job- and social-networking opportunities that no other college or university in the Commonwealth can surpass.





PRESIDENT NEELI BENDAPUDI

NEELI BENDAPUDI began her tenure as the nineteenth president of Penn State on May 9, 2022. She oversees the University's modern land-grant mission of teaching, research, and public service across twenty-four campuses and the online Penn State World Campus.

With a nearly thirty-year career as a leader in higher education and business, Bendapudi is a dedicated educator, academic, and executive. She leads Penn State's twenty-four-campus network and top-ranked online World Campus with a focus on advancing excellence and creating opportunities for students, faculty, and staff to thrive.

Raised in India, Bendapudi moved to the United States to pursue her doctoral studies at the University of Kansas and to launch her career as an academic leader and educator.

Prior to coming to Penn State, where she leads the University's twenty-four-campus network and top-ranked online World Campus, Bendapudi was president of the University of Louisville from 2018 to 2021. During this time, she oversaw a series of transformative efforts spanning academics; finance; the health enterprise; philanthropy; athletics; diversity, equity, and inclusion; and more. Under her leadership, the university recruited its largest and most diverse freshman class, reached record enrollment levels, improved four-year graduation rates, increased annual sponsored research, improved the university's financial stability, and stabilized the health system.

Among her professional achievements, Bendapudi has served as provost and executive vice chancellor at the University of Kansas from 2016 to 2018, dean of the School of Business at the University of Kansas from 2011 to 2016, and as founding director of the Initiative for Managing Services at the Ohio State University (OSU) from 2005 to 2011. As an educator, she has taught marketing at the University of Louisville, University of Kansas, Texas A&M University, and OSU.

In addition to her higher education leadership experience, Bendapudi previously served as executive vice president and chief customer officer for Huntington National Bank and has consulted for some of the world's largest companies and organizations, including AIG, Procter & Gamble, and the U.S. Army.

With a background in the study of consumer behavior in service contexts, her research focuses on customers' willingness to maintain long-term relationships with firms and with the brands and employees that represent them. Her work has been published in the *Journal of Academic Medicine*, *Harvard Business Review*, *Journal of Marketing*, *Journal of Marketing Research*, *Journal of Retailing*, and *Journal of Service Research*.

Bendapudi has been recognized for contributions in her field and has been honored at the national and university levels, including with the Academy of Marketing Science Outstanding Marketing Teacher Award. In 2014, she was inducted into the University of Kansas' Womens Hall of Fame, which recognizes individuals for significant contributions and achievements, overall impact, and outstanding character.

In addition, *Diverse Issues in Higher Education* referenced Bendapudi as one of twenty-five women "who have made a difference in the academy" (2021), *Enterprising Women* recognized her among a select group of women who "are making a difference in business and in the community" (2021), and *Louisville Business First* highlighted Bendapudi among twenty-five local leaders named to the publication's annual list of "Most Admired CEOs" for strong leadership exhibited during a year of unprecedented challenges (2020).

Along with her professional endeavors, Bendapudi is a former Leadership Foundation Fellow, a member of the International Women's Forum, and serves on the board of the American Council on Education and Internet 2.0.

Bendapudi earned her bachelor's degree in English and MBA from Andhra University in India and her doctorate in marketing from the University of Kansas.



VICE PRESIDENT FOR INTERCOLLEGIATE ATHLETICS

DR. PATRICK KRAFT

An accomplished administrator with a 15-year career in intercollegiate athletics, **DR. PATRICK KRAFT** began his tenure as the Vice President for Intercollegiate Athletics on July 1, 2022. Kraft came to Penn State after spending two years as the director of athletics at Boston College. Believing the foundation and future success of an athletics department is based on developing and caring for the whole person, Kraft has a long history of a strong commitment to student-athlete development on and off the playing surface while being an advocate for coaches and staff.

Penn State President Neeli Bendapudi introduced Kraft as the new leader of the Nittany Lions on April 29, 2022.

“Pat is an exceptional and inspiring leader with the vision, experience and drive to excel in this role and to build upon our tradition of intercollegiate athletic success,” said Bendapudi. “Along with having a bold vision for excellence and an impressive record of achievement, Pat values teamwork and cares above all about the success and development of student-athletes and coaches on and off the field. With Pat at the helm of our athletics department, the possibilities of what we can accomplish ahead are unlimited.”

Kraft’s career includes leadership roles at Boston College, Temple University, Loyola University Chicago and Indiana University. In addition, he has taught business, sports marketing, and management courses throughout his career and is a former Big Ten football student-athlete.

In his two years as the director of athletics at Boston College, Kraft guided 31 varsity teams, oversaw numerous fundraising efforts, renovated spaces which would have the greatest impact on student-athletes, and was responsible for expanding the department’s mental health and reporting resources. Under his leadership, the Eagles excelled in the classroom and in competition with 70% of all student-athletes earning a 3.00 GPA or better in the 2021 fall and spring semesters and five teams being ranked in the top 25 nationally. Among the other accomplishments for Kraft during his time at Chestnut Hill included Boston College earning its sixth NCAA Championship, and the first for the women’s lacrosse team, the first postseason victory for women’s volleyball, and two bowl game qualifications for the football program.

Under Kraft, Boston College met fundraising goals to support efforts for a future practice facility for the men’s and women’s basketball programs, fully endow head coach positions for ski and women’s ice hockey, support athletics scholarships and financial aid, and more. He led \$84 million in fundraising and completed more than 11 capital projects. The Student-Athlete Academic Advising space was renovated to support student-athletes in their pursuit of academic excellence, and construction was completed on a new football locker room and training room, as well as the Barry Gallup Sports Medicine Facility, which offers a state-of-the-art saltwater therapy room, new hydrotherapy pools, recovery rooms, nutrition centers and rehabilitation spaces, during Kraft’s tenure.

Kraft also led the department into a new apparel and footwear partnership, the largest financial footwear and apparel agreement in Boston College Athletics history.

Prior to his tenure at Boston College, Kraft served as the director of intercollegiate athletics at Temple University after spending two years as the university’s deputy athletic director.

During his five years at the helm at Temple, Kraft oversaw a department of 180 employees with 19 sports and more than 500 student-athletes. He was responsible for all facets of athletics administration, including academics, NCAA Title IX compliance, diversity and finances, and led the hiring of new head coaches in football, men’s basketball, men’s and women’s soccer, and field hockey. Along with significant program milestones for women’s lacrosse, fencing, gymnastics, men’s crew and women’s rowing under Kraft’s leadership, the football team won the 2016 American Athletic Conference Championship (AAC) and made five-straight bowl appearances for the first time in school history, the men’s basketball team won the 2015-16 regular season AAC title and the women’s basketball team made the 2017 NCAA Tournament for the first time in five years.

DR. PATRICK KRAFT

With a focus on student-athlete academic performance, career development and mental health, at Temple, Kraft also led an effort to improve classroom performance resulting in an NCAA Academic Performance Rate (APR) that ranked fourth among Division I FBS institutions in 2018-19, followed by a school record 90% Graduation Success Rate for 2019. He also oversaw planning and fundraising efforts for more than \$55 million in construction and renovation projects, including the Temple Sports Complex for men's and women's soccer, field hockey, women's lacrosse and track & field, as well as enhancements to locker room facilities for all 19 sports, an all student-athlete lounge, multiple student-athlete nutrition centers and updated practice facilities for several sports.

Kraft is a current or former member of several committees, including the NCAA Football Oversight Committee, NCAA Football Competition Committee, NCAA Women's Basketball Committee, NCAA Strategic Vision and Planning Committee, LEAD1 working group on student-athlete time demands, Collegiate Athletic Leadership Symposium faculty member and AAC finance committee. He served as vice chair of the Athletic Directors of the AAC and has been an invited speaker at the National Association of Collegiate Directors of Athletics annual convention.

Kraft was recognized by Sports Business Journal as "one of the top 40 sports executives under the age of 40" and the Philadelphia Business Journal as "one of the top Business Executives in Philadelphia under the age of 40." His scholarly work has been published in the International Journal of Sports Marketing and Sponsorship, International Journal of Sport Management and Marketing, Sport Marketing Quarterly and Branding in Sport Business.

A native of Libertyville, Illinois, Kraft earned a bachelor's degree in sport marketing management, master's degree in sport marketing administration and doctoral degree in sport management, all from Indiana University.

Kraft and his wife, Betsy, have a daughter, Annabelle, and son, Joseph.



BRYCE JORDAN CENTER



The Bryce Jordan Center played host to a sell-out crowd vs. Minnesota on Feb. 8, 2020, for “Everyone is Awesome Day.”

Located on the University Park campus of the Pennsylvania State University, the Bryce Jordan Center is central Pennsylvania’s premiere sports and entertainment facility. The 15,000+ seat arena is the only facility of its size in the region and is home to the Penn State Men’s and Women’s NCAA Division I Basketball Teams.

Located next to the University’s 106,572 seat Beaver Stadium, the Bryce Jordan Center has a bi-level design, which gives it a lower profile and complements the curve of nearby landmark Nittany Mountain. Architect Rosser International Inc. of Atlanta came up with the plan, which incorporates brick and glass, helping to retain some of the university feel while taking advantage of a spectacular view.

Since its opening in 1996, the arena has hosted top-name performers in the music entertainment industry as well as family shows, sporting events, and commencements. In addition to arena bowl events, the Bryce Jordan Center’s flexible meeting space can accommodate meetings, training sessions, conferences, trade shows, banquets and more. The Nittany Lions earned their first win in the new building on January 11, 1996. Over the last five years, with the support of spirited alumni, fans and the Legion of Blue student section, Penn State men’s basketball has posted two of its best home win totals.

VIP boxes, a top-of-the-line computer controlled rigging system, meeting and function rooms and the goal of a “Disneyland atmosphere” when it comes to customer service was designed to help make the Bryce Jordan Center a showpiece among other university and multipurpose facilities, as well as enhance the game-day experience for basketball fans.

In 2018, The Bryce Jordan Center was recognized globally as it was ranked second in the world in concert and event tickets sold among university venues.

The popular venue recently completed a major renovation with the installation of a state-of-the-art adaptive sound system by Eastern Acoustic Works (EAW). The system, which uses 3D modeling to direct sound to all areas of the arena, is only being used in two other arenas – both NBA facilities – at this time.

Because of its high quality, this adaptive sound technology was used on Tom Petty’s final tour, and is currently being used in several Broadway theaters. Additional speakers were also added under the scoreboard to enhance the sound on the floor.

The facility has hosted NBA preseason games, family shows, commencements and lectures, as well as some of the top name performers in the entertainment industry. Country superstar Garth Brooks’ 2015 comeback world tour shows at the BJC sold out in just three minutes, becoming the fastest sellout in the arena’s history.

Other performers who have appeared recently at the Jordan Center include the Jonas Brothers, Luke Bryan, Jay-Z, Taylor Swift, Justin Timberlake, Aerosmith, Bruce Springsteen, Kanye West, The Weeknd, Janet Jackson, Elton John, Kevin Hart and Metallica.

Penn State celebrated the 25th year in the Bryce Jordan Center’s history in 2021 and the Nittany Lions earned their 250th win inside the BJC on Nov. 28, 2020 when the Nittany Lions defeated VMI 86-65.

MEDIA POLICIES

COACH AVAILABILITY

All interview requests for head coach Micah Shrewsberry should be directed to Chelsea Vielhauer in the Penn State Strategic Communications Department (email cpv5026@psu.edu or 610-937-4035).

Coach Shrewsberry will conduct a weekly press conference in person in the Bryce Jordan Center media room and will schedule zoom teleconferences as needed. Those wishing to be included in availabilities should contact the Strategic Communications office.

Coach Shrewsberry will hold postgame press conferences in the Bryce Jordan Center media room following each home game. Coach Shrewsberry will hold postgame press conferences following all Big Ten road games in the home team's media room.

He will also make regular weekly appearances during the season on "The Penn State Coaches Show Featuring Micah Shrewsberry Presented by Pepsi" weekly radio show from 6:05-7:00 p.m. The show is broadcast live on location at The Field Burger and Tap in State College and show dates will be listed in the game notes.

Coach Shrewsberry is not available on the day prior to a game or on game day prior to tip-off.

PLAYER INTERVIEWS

Prior to game day, all player interviews must be arranged through the strategic communications office at least 48 hours in advance. Players are not available on the day prior to a game or on game day prior to tip-off.

Players may be scheduled as available for one-on-one interviews and will return phone calls only upon approval by Strategic Communications. Player phone numbers will not be released.

During the season, player interviews are generally conducted following Coach Shrewsberry's weekly press conference. Times and dates are subject to change.

Penn State's locker room is closed. Following games, selected requested Penn State players will be brought to the postgame media interview room.

PENN STATE PRACTICES

Penn State practices are closed, unless announced otherwise by the Strategic Communications office in conjunction with interviews. Selected practices throughout the season may be open to the media for more extended periods.

SERVICES

Wireless internet is available in the BJC with the log-in at your seat and posted in the media room on game days. Live stats will be available on StatBroadcast.

GoPSUsports.com is the official website of Penn State Athletics. All releases, game stories, notes, biographies, features, videos and statistics are available on the website. Penn State will provide game notes prior to all contests online on the media

MEDIA CREDENTIALS

Only working media members will be issued credentials for games in the Bryce Jordan Center. Access to media row and the media work room is limited to credentialed media only. Credential requests must be submitted via the application form (gopsusports.com/mbbmedia). Please submit requests at least a week in advance.

Media credentials will be left at Media Will Call (Media & Show Entrance) located on the event level of the Jordan Center adjacent to the large truckway that faces Mount Nittany and the outdoor track (off Dauer Drive).

Penn State is a member of the Big Ten Conference and all policies will conform to Big Ten guidelines. Abuse of credentials will be grounds for removal and revocation of said credentials.

PHOTOGRAPHERS

A photo pass is required to gain access courtside in the Bryce Jordan Center. Courtside photographers must follow NCAA guidelines, which prohibit entry to the bench areas and stands, and must remain seated in marked photo zones on baseline.

SCOUTS

Penn State will provide a credential upon request for professional scouts to enter the building, sit on press row and provide access to the media work room, notes and stats.

TO ORDER A PHONE LINE

Members of the media must make their own arrangements for a dedicated telephone for their outlet. To order a phone line call Verizon at 800-479-1919 or 215-571-8217. Address to provide: AHN1@ E. College Ave., State College.

RADIO, TV & DIGITAL BROADCASTS

Thank you for your coverage of Penn State Athletics. As stated in the Big Ten Conference and Penn State Intercollegiate Athletics credential policy, the Big Ten holds all rights to television, internet and wireless distribution at all Penn State home athletic competition events.

Reminders and restrictions for covering Penn State Athletics events, including live stream policy, is available here: GoPSUsports.com/broadcastrights.

Facilities are assigned in accordance with Big Ten guidelines. Radio booths and phone lines are available for the Penn State Sports Network and the opponent's radio network.

Student stations are assigned locations as available. A courtesy line is available for the primary radio outlet in suite C22, located off the concourse level. Additional phone lines may be installed at the outlet's expense.

STRATEGIC COMMUNICATIONS



CHELSEA VIELHAUER
Associate Director
(MBB Primary Contact)



MATT RUDISILL
Assistant Director
(MBB Secondary)



MATT JACKSON
Assistant Director
(MBB Secondary)



KRIS PETERSEN
Associate AD



JOHN HANNA
Associate Director



GREG KINCAID
Associate Director



JULIA BERETTA
Assistant Director



KOREY BLUCAS
Assistant Director



PAT DONGHIA
Assistant Director



AARON GABERMAN
Assistant Director



PAUL MARBOE
Assistant Director



KRISTA PYLANT
Assistant Director



CRISTIN GUIHER
Administrative
Support Assistant

STATEMENT OF NONDISCRIMINATION

Penn State University is committed to equal access to programs, facilities, admission and employment for all persons. It is the policy of the University to maintain an environment free of harassment and free of discrimination against any person because of age, race, color, ancestry, national origin, religion, creed, service in the uniformed services (as defined in state and federal law), veteran status, sex, sexual orientation, marital or family status, pregnancy, pregnancy-related conditions, physical or mental disability, gender, perceived gender, gender identity, genetic information or political ideas. Discriminatory conduct and harassment, as well as sexual misconduct and relationship violence, violates the dignity of individuals, impedes the realization of the University's educational mission, and will not be tolerated. Direct all inquiries regarding the nondiscrimination policy to the Affirmative Action Office, The Pennsylvania State University, 328 Boucke Building, University Park, PA 16802-5901, Email: ao@psu.edu, Tel (814) 863-0471 **U.Ed. ICA-23-11**

Chelsea Vielhauer / Men's Basketball Contact

E-Mail / Cell cpv5026@psu.edu / 610-937-4035

MBB Secondary Contacts

Matt Rudisill

E-Mail / Cell mpr5529@psu.edu / 814-321-8341

Matt Jackson

E-Mail / Cell mjj5328@psu.edu / 814-876-2710

Strategic Communications Office 814-865-1757

Bryce Jordan Center Press Row 814-863-3294

Website GoPSUsports.com

Address 101 D Bryce Jordan Center,
University Park, PA 16802-7101

Twitter/Instagram: [@PennStateMBB](https://twitter.com/PennStateMBB)

Facebook: [pennstatebasketball](https://www.facebook.com/pennstatebasketball)

2022-23 NON-CONFERENCE OPPONENTS

BUTLER

Gavitt Games

Nov. 14 | University Park

Head Coach Thad Matta
Overall Record (Yrs)/Butler (Yrs) 439-154 (17)/first
2021-22 Record 14-19, 6-14 BIG EAST
Basketball SID John Dedman
SID Email jdedman@butler.edu
Athletics Website butlersports.com

CANISIUS

Dec. 18 | University Park

Head Coach Reggie Witherspoon
Overall Record (Yrs)/Canisius (Yrs) 282-320 (20)/84-91 (6)
2021-22 Record 11-21, 7-13 MAAC
Basketball SID Matt Reitnour
SID Email reitnour@canisius.edu
Athletics Website gogriffs.com

CLEMSON

ACC/Big Ten Challenge

Nov. 29 | Clemson, S.C.

Head Coach Brad Brownell
Overall Rec.(Yrs)/Clemson (Yrs) 385-251 (20)/218-166 (12)
2021-22 Record 17-16, 8-12 ACC
Basketball SID Ben Winterrowd
SID Email winterr@clemson.edu
Athletics Website clemson.tigers.com

DELAWARE STATE

Dec. 29 | University Park

Head Coach Stan Waterman
Overall Record (Yrs)/DSU (Yrs) 2-25(1)/same
2021-22 Record 2-25, 0-14 MEAC
Basketball SID Dennis Jones
SID Email djones@desu.edu
Athletics Website dsuhornets.com

FURMAN

Charleston Classic

Nov. 17 | Charleston, S.C.

Head Coach Bob Richey
Overall Record (Yrs)/Furman (Yrs) 111-46 (6)/same
2021-22 Record 22-12, 12-6 SoCon
Basketball SID Jordan Caskey
SID Email Jordan.Caskey@Furman.edu
Athletics Website furmanpaladins.com

LAFAYETTE

Nov. 25 | University Park

Head Coach Mike Jordan
Overall Record (Yrs)/Lafayette (Yrs) 0-0 (first)/same
2021-22 Record 10-20, 7-11 Patriot League
Basketball SID Erik Oakley
SID Email oakleye@lafayette.edu
Athletics Website goleopards.com

LOYOLA (MD.)

Nov. 10 | University Park

Head Coach Tavaras Hardy
Overall Record (Yrs)/Loyola (Yrs) 46-65 (4)/same
2021-22 Record 14-16, 8-11 Patriot League
Basketball SID Ryan Eigenbrode
SID Email rceigenbrode@loyola.edu
Athletics Website loyolagreyhounds.com

QUINNIAC

Dec. 22 | University Park

Head Coach Baker Dunleavy
Overall Record (Yrs)/QU(Yrs) 66-81 (5)/same
2021-22 Record 14-17, 7-13 MAAC
Basketball SID Nick Solari
SID Email nicholas.solari@qu.edu
Athletics Website gobobcats.com

WINTHROP

Nov. 7 | University Park

Head Coach Mark Prosser
Overall Record (Yrs)/Winthrop (Yrs) 60-62 (4)/23-9 (1)
2021-22 Record 23-9, 14-2 Big South
Basketball SID Brett Redden
SID Email reddenb@winthrop.edu
Athletics Website winthropeagles.com

POTENTIAL TOURNAMENT OPPONENTS

Charleston Classic - Second Round

Nov. 18 | Charleston, S.C.

Old Dominion
Virginia Tech

Charleston Classic - Third Round

Nov. 20 | Charleston, S.C.

College of Charleston
Colorado State
Davidson
South Carolina

BIG TEN OPPONENTS

ILLINOIS

Dec. 10 Champaign | Feb. 14 University Park

Head CoachBrad Underwood
 Record (Yrs)/Illinois (Yrs) 146-91 (9)/94-66 (5)
 2021-22 Record23-10, 15-5 B1G
 Basketball SID Derrick Burson
 SID Email burson@illinois.edu
 Athletics Website fightingillini.com

INDIANA

Jan. 11 University Park

Head Coach Mike Woodson
 Record (Yrs)/Indiana (Yrs)21-14 (1)/same
 2021-22 Record21-14, 9-11 B1G
 Basketball SID J.D. Campbell
 SID Email jc56@indiana.edu
 Athletics Website iuhuosiors.com

IOWA

Jan. 1 University Park

Head CoachFran McCaffery
 Record (Yrs)/Iowa (Yrs) 493-339 (26)/242-162 (12)
 2021-22 Record26-10, 16-8 B1G
 Basketball SIDMatthew Weitzel
 SID Email matthew-weitzel@uiowa.edu
 Athletics Website hawkeyesports.com

MARYLAND

Feb. 11 College Park | March 5 University Park

Head CoachKevin Willard
 Record (Yrs)/Maryland (Yrs) 270-210 (15)/First
 2021-22 Record 15-17, 7-13 B1G
 Basketball SID John Sinnott
 SID Email jsinnott@umd.edu
 Athletics Website umterps.com

MICHIGAN

Jan. 4 Ann Arbor | Jan. 29 University Park

Head CoachJuwana Howard
 Record (Yrs)/Michigan (Yrs) 42-20 (2), same
 2021-22 Record 19-15, 11-9 B1G
 Basketball SID Tom Wywrot
 SID Email twywrot@umich.edu
 Athletics Website mgoblue.com

MICHIGAN STATE

Dec. 7 University Park

Head CoachTom Izzo
 Record (Yrs)/MSU Record (Yrs)644-258 (26)/same
 2021-22 Record23-13, 11-9 B1G
 Basketball SID Mex Carey
 SID Email careym@ath.msu.edu
 Athletics Website msuspartans.com

MINNESOTA

Feb. 18 Minneapolis

Head Coach Ben Johnson
 Record (Yrs)/Minnesota (Yrs)13-17 (1)/same
 2021-22 Record13-17, 4-16 B1G
 Basketball SIDMichelle Traversie
 SID Email traen001@umn.edu
 Athletics Website gophersports.com

NEBRASKA

Jan. 21 University Park | Feb. 5 Lincoln

Head Coach Fred Hoiberg
 NCAA Record (Yrs)/Nebraska(Yrs) 139-123 (8)/24-67 (3)
 2021-22 Record10-22, 4-16 B1G
 Basketball SIDShamus McKnight
 SID Email smcknight@huskers.com
 Athletics Website huskers.com

NORTHWESTERN

March 1 Evanston

Head Coach Chris Collins
 Overall Record (Yrs)/Northwestern (Yrs) 133-150 (9)/same
 2021-22 Record15-16, 7-13 B1G
 Basketball SID Jacob Pavlack
 SID Email jacob.pavlack@northwestern.edu
 Athletics Website nusports.com

OHIO STATE

Feb. 23 Columbus

Head CoachChris Holtmann
 Record (Yrs)/Ohio State (Yrs) 221-141 (11)/98-54 (5)
 2021-22 Record20-12, 12-8 B1G
 Basketball SID Gary Petit
 SID Email petit.38@osu.edu
 Athletics Website ohiostatebuckeyes.com

PURDUE

Jan. 8 Philadelphia (Palestra) | Feb. 1 West Lafayette

Head CoachMatt Painter
 Record (Yrs)/Purdue (Yrs) 409-197 (18)/384-192 (17)
 2021-22 Record29-8, 14-6 B1G
 Basketball SID Chris Forman
 SID Email cforman@purdue.edu
 Athletics Website purduesports.com

RUTGERS

Jan. 24 Piscataway | Feb. 26 University Park

Head Coach Steve Pikiell
 Record (Yrs)/Rutgers (Yrs) 290-247 (17)/92-85 (6)
 2021-22 Record18-14, 12-8 B1G
 Basketball SID Chris Corso
 SID Email corso@scarletknights.com
 Athletics Website scarletknights.com

WISCONSIN

Jan. 17 Madison | Feb. 8 University Park

Head CoachGreg Gard
 Overall Record (Yrs)/Wisconsin (Yrs)144-78 (7)/same
 2021-22 Record25-8, 15-5 B1G
 Basketball SIDBrandon Harrison
 SID Email BAH@athletics.wisc.edu
 Athletics Website uwbadgers.com

BIG TEN CONFERENCE

CommissionerKevin Warren
 First Season of Basketball 1904-05
 Communications (MBB) David Howell
 League Website bigten.org
 Big Ten Tournament datesMarch 8-12, 2023
 United Center, Chicago



PSU

2022-23 PENN STATE MEN'S BASKETBALL

NOV 7	WINTHROP
NOV 10	LOYOLA (MD)
NOV 14	BUTLER
NOV 17	FURMAN
NOV 18	CHARLESTON CLASSIC GAME 2
NOV 20	CHARLESTON CLASSIC GAME 3
NOV 25	LAFAYETTE
NOV 29	CLEMSON
DEC 7	MICHIGAN STATE
DEC 10	ILLINOIS
DEC 18	CANISIUS
DEC 22	QUINNIPIAC
DEC 29	DELAWARE STATE
JAN 1	IOWA
JAN 4	MICHIGAN
JAN 8	PURDUE (PALESTRA GAME)
JAN 11	INDIANA
JAN 17	WISCONSIN
JAN 21	NEBRASKA
JAN 24	RUTGERS
JAN 29	MICHIGAN
FEB 1	PURDUE
FEB 5	NEBRASKA
FEB 8	WISCONSIN
FEB 11	MARYLAND
FEB 14	ILLINOIS
FEB 18	MINNESOTA
FEB 23	OHIO STATE
FEB 26	RUTGERS
MAR 1	NORTHWESTERN
MAR 5	MARYLAND

