




RUTGERS®

2016-17 MEN'S BASKETBALL NOTES




 @RUTGERSMBB | #KNIGHTANDDAY



2016-17 SCHEDULE

Date	Opponent	Time/Result/TV
N11	Molloy	W, 86-57
N13	Drexel	W, 87-66
N17	at DePaul	W, 66-59
N20	Niagara	W, 78-65
N23	North Texas	W, 66-53
N25	Hartford	W, 77-75
N30	at Miami (FL)	L, 73-61
D3	Morgan State	W, 72-58
D6	Central Connecticut	W, 79-37
D10	at Stony Brook	W, 71-66
D14	Fairleigh Dickinson	W, 82-69
D18	vs. Fordham (MSG)	W, 68-53
D23	at Seton Hall	L, 72-61
D27	at No. 14 Wisconsin	L, 72-52
J1	Penn State	L, 60-47
J4	at Michigan State	L, 93-65
J8	at Iowa	L, 68-62
J12	Northwestern	L, 69-60
J15	at Indiana	L, 76-57
J21	Nebraska	W, 65-64
J24	at No. 22 Maryland	L, 67-55
J28	No. 15 Wisconsin (MSG)	L, 61-54 (OT)
J31	Iowa	L, 83-63
F4	at Penn State	1 p.m./ESPNU
F8	at Ohio State	7 p.m./BTN
F11	Minnesota	12 p.m./ESPNU
F14	at Purdue	7 p.m./BTN
F18	at Northwestern	6 p.m./ESPNU
F22	Michigan	6:30 p.m./BTN
F28	Maryland	6:30 p.m./TBA
M4	Illinois	12 p.m./ESPNU

M8 - M12: Big Ten Championship (D.C.)

% = Gavitt Games | # = Scarlet Knight Showcase |

^ = ACC/Big Ten Challenge | \$ = Garden State

Hardwood Classic* - Big Ten Conference game |

All Times Eastern

Rutgers (12-11, 1-9) at Penn State (12-11, 4-6)
Feb. 4, 2017 | 1 p.m. ET | Bryce Jordan Center | State College, Pa.
TV: ESPNU (Clay Matvick, play-by-play / Sean Harrington, analysis)
Radio: Rutgers IMG Sports Network (WOR 710 AM / WCTC 1450 AM)
 Jerry Recco, play-by-play / Joe Boylan, analysis

GAME AT A GLANCE

Rutgers plays its ninth game away from the RAC over 13 contests, when it travels to State College to meet Penn State in a 1 p.m. tip-off on Saturday at the 15,261-seat Bryce Jordan Center. The Scarlet Knights will be working to return to the win column and earn their first Big Ten road victory. The Nittany Lions are also looking to bounce back, while seeking the home-and-home series sweep over RU. Rutgers is fourth nationally in rebounds-per-game (42.3), 15th in blocks (5.6), 18th in rebound margin (+7.2) and 22nd in field goal percentage defense (39.6). Penn State is 20th in blocks (5.4).

THE SERIES

The game will mark the 71st meeting on the collegiate hardwood between RU and PSU dating back to 1922, with the Nittany Lions holding a 40-30 advantage. RU is 8-25 all-time at PSU, but has won three of the last four meetings in State College. Rutgers and Penn State were both members of the Atlantic 10 Conference from 1976-79 and from 1982-1991. Mike Williams scored 16 points and grabbed 10 rebounds, but RU dropped a 60-47 decision to PSU at the RAC on New Year's Day. Rutgers committed 17 turnovers, which contributed to 16-4 advantage in fast break points for Penn State. Despite a tough defense that held the Nittany Lions to 36.4 (20-of-55) percent shooting, RU was unable to capitalize due to a season-low 28.6 (18-of-63) shooting percentage.

PRIOR GAME STARTERS



#3 GUARD
COREY SANDERS
 12.4 PPG
 3.4 APG



#0 GUARD
NIGEL JOHNSON
 11.0 PPG
 2.2 APG



#11 FORWARD
EUGENE OMORUYI
 2.3 PPG
 2.2 RPG



#33 FORWARD
DESHAWN FREEMAN
 11.3 PPG
 8.5 RPG



#34 CENTER
C.J. GETTYS
 7.7 PPG
 5.0 RPG

KEY RESERVES

#5 G MIKE WILLIAMS: 9.7 PPG / 4.8 RPG
#21 F CANDIDO SA: 3.9 PPG / 3.6 RPG
#35 G/F ISSA THIAM: 3.9 PPG
#4 F JONATHAN LAURENT: 3.7 PPG
#32 F/C IBRAHIMA DIALLO: 2.3 RPG
#2 C SHAQUILLE DOORSON: 1.2 RPG

#KNIGHTANDDAY

	2016 NCAA Rank	Improvement	2017 NCAA Rank
Rating Percentage Index (RPI)	293	+149	144
Blocked Shots Per Game	157 (3.5)	+141	16 (5.6)
Defensive Rebounds Per Game	191 (24.97)	+131	60 (27.13)
Field Goal Percentage Defense	274 (45.3)	+252	22 (39.6)
Offensive Rebounds Per Game	247 (9.8)	+243	4 (15.2)
Rebound Margin	336 (-6.9)	+317	19 (+7.2)
Scoring Defense	328 (80.3)	+280	48 (65.9)
Scoring Margin	342 (-12.7)	+148	194 (+0.8)
Three Point FG Defense	308 (37.3)	+245	63 (32.0)
Total Rebounds Per Game	245 (34.78)	+241	4 (42.3)

	2016 B1G Rank	Improvement	2017 B1G Rank
Blocked Shots Per Game	14 (3.5)	+11	3 (5.6)
Field Goal Percentage Defense	13 (45.3)	+10	3 (39.6)
Offensive Rebounds Per Game	11 (9.8)	+10	1 (15.2)
Rebound Margin	14 (-6.9)	+10	4 (+7.2)
Scoring Defense	14 (80.3)	+10	4 (65.9)
Three Point FG Defense	11 (37.3)	+8	3 (32.0)
Total Rebounds Per Game	10 (34.78)	+9	1 (42.3)

RUTGERS ROSTER AT A GLANCE							
No.	Name	Cl	Pos	Ht	Wt	Hometown/Last School	Notes
0	Nigel Johnson	R-Jr.	G	6-1	186	Asburn, Va./Kansas State	First season competing at RU after transferring from Kansas State ... has started 13 straight games ... has scored in double-digits a team-best 16 times ... ranks 10th in the Big Ten in steals (1.3)
2	Shaquille Doorson	R-So.	C	7-0	270	Amsterdam, Netherlands/ Canarias Basketball Acad.	Redshirted last season due to a foot injury ... has trimmed 50+ pounds ... averaging 8.3 minutes off the bench in conference games
3	Corey Sanders	So.	G	6-2	181	Lakeland, Fla./West Oaks	Has scored in double figures in 37 of 50 career games ... acrobatic layup at Iowa was #2 on ESPN Sportscenter's Top 10 Plays, his 2nd career Top 10 recognized play ... averaging 16.6 points over last eight games ... 7th in B1G in steals (1.4) ... had 25 points and made game-winning shot with 1 second left vs. Nebraska
4	Jonathan Laurent luh-RENT	So.	F	6-6	216	Orlando, Fla./Dr. Phillips	Shared team high with 15 points vs. Drexel ... has 11 starts this season .. had 8 points on 4-of-6 shooting in 17 minutes at Iowa ...
5	Mike Williams	Jr.	G	6-2	198	Brooklyn, N.Y./Bishop Loughlin	Named team co-captain on Jan. 11 ... averaging 9.7 points ... scored in double figures in 11 games ... has competed in a team-high 84 career games at RU ... leads team with 32 made three-pointers (34.8%)
10	Aaren Smith	Fr.	F	6-6	211	Ellicott City, Md./Brewster Acad.	First-year walk-on who contributes on scout team
11	Eugene Omoruyi oh-mo-ROO-yee	Fr.	F	6-6	230	Rexdale, Ontario/Orangeville Prep	Freshman from Canada who joined the starting lineup against Seton Hall ... has made 11 consecutive starts at small forward ... has played double digit minutes in 15 games, including 9 of last 11
13	Matt Bullock	Fr.	F	6-4	260	Elizabeth, N.J./Roselle Catholic	True freshman from NJ ... 2015-16 Union County Player of the Year
15	Jake Dadika DAD-ih-kuh	So.	G	6-0	165	Milltown, N.J./Spotswood	Walk-on whose father (Rick) was an RU letterwinner ... played a career-high 20 minutes vs. Iowa (Jan. 31)
21	Candido Sa can-DEE-doh sah	Jr.	F	6-9	227	Lisbon, Portugal/ San Jacinto Junior College	Has team-high 27 blocks, ranking 10th in the Big Ten (1.2) ... averaging 15.0 minutes in conference games with 2 starts
22	Joey Downes	Fr.	G	5-11	163	East Sandwich, Mass./E. Sandwich	First-year walk-on who contributes on scout team
23	Khalil Batie kuh-LEEL BAY-dee	Jr.	G	5-10	174	Willingboro, N.J./Trenton Catholic	Walk-on who has played in 34 career games
32	Ibrahima Diallo E-bruh-HE-mah JAH-low	R-So.	F/C	6-10	246	Dakar, Senegal/ Quality Education Academy	Recognized on the Fall 2016 Dean's List ... averaging 11.7 minutes with 11 blocks in last 11 games after playing a total of 8 minutes in the season's first 12 contests
33	Deshawn Freeman	R-Jr.	F	6-7	225	Rocky Mount, N.C./ Hutchinson (Kan.) CC	Team co-captain ... leading rebounder, ranking tied for 4th in the Big Ten (8.5 rpg) ... third in the conference in offensive rebounds (3.3) ... had ninth double-double of season vs. Iowa with 19 points and 13 rebounds ... nine double-doubles are most by a Rutgers player since Rashod Kent had 14 in 2001-02
34	C.J. Gettys	Gr.	C	7-0	280	Columbus, Ohio/UNC-Wilmington	Graduate transfer who has started all 23 games at center .. Has a team best 57.9 FG% ... has 9 double-digit scoring games this season and 16 in career ... has played in team-high 91 collegiate games, including starting vs. Duke in the 2016 NCAA Tournament
35	Issa Thiam E-suh CHOM	Fr.	G/F	6-9	190	Dakar, Senegal / Arlington Country Day (Fla.)	True freshman from Senegal who started first 11 games ... scored season-high 11 points vs. Hartford

RUTGERS: THE LAST GAME

Deshawn Freeman had his ninth double-double of the season, posting 17 points and 13 rebounds, but Rutgers was unable to stifle the hot shooting of Iowa in an 83-63 loss at the RAC Tuesday night. The Hawkeyes made 61.1 percent (11-of-18) of their attempts from behind the arc to lead from start to finish. Williams joined Freeman in double figures, falling just short of a double-double, with 16 points and nine rebounds, while also grabbing five steals. The duo helped RU establish a 44-34 advantage on the glass.

BIG TEN COACHES ON PIKIELL

In his initial season in the league, Rutgers head coach Steve Pikiell has earned respect from his fellow Big Ten head mentors.

Tom Izzo (Michigan State): "He has done a hell of a job there. He is getting guys to do things that didn't do it that way at all last year. There are so many

less bad shots and things that are going on. I think they are getting better every day. He is a proven, good coach and he is going to be a good coach in this league. By next year that will be a very good basketball team and this year I promise you they are going to beat some decent teams. That's a pretty good basketball team."

Pat Chambers (Penn State): "I think Rutgers and what Steve is doing, wow. They guard, they're tough, they're physical. All the film that I watched I told my guys how physical they were going to be."

Fran McCaffery (Iowa): "I think you have to give more respect to our opponent and the job that coach Pikiell is doing with that program. They're a different team defensively and they're a different team offensively. 19 offensive rebounds, they out-rebounded us, they turned us 18 times. You got to credit those kids from Rutgers for that. They're long. And they're athletic and he can

BUILDING FROM THE BOTTOM

Throughout Steve Pikiell's career as both a player and coach he has arrived at struggling programs and been instrumental in turnarounds that have resulted in conference championships and NCAA berths.

Position	School	First Season (Record)	Culmination (Record/Post-season)
Player	UConn	1986-87 (9-19)	1989-90 (31-6/Big East champions, NCAA Sweet 16)
Assistant Coach	CCSU	1997-98 (4-22)	1999-00 (25-6/NEC Champions, NCAA)
Assistant Coach	George Washington	2001-02 (12-16)	2005-05 (22-8/A-10 Champions, NCAA)
Head Coach	Stony Brook	2005-06 (4-24)	2015-16 (26-7/America East champions, NCAA)

BEST HEAD COACHING DEBUTS IN RU MEN'S HOOPS HISTORY

Season	Coach	10-games	Final Record	Prior Season/Win Differential
2016-17	Steve Pikiell	9-1	TBA	7-25 (2015-16)/TBD
2001-02	Gary Waters	8-2	18-13	11-16 (2000-01)/+7
1945-46	Donald S. White	8-2	13-7	11-3 (1944-45)/+2

BEST UNDEFEATED SEASON STARTS IN RU MEN'S HOOPS HISTORY

Season	Start	Finish	Coach	Leading Scorer
1975-76	31-0	31-2	Tom Young	Phil Sellers (19.2)
1937-38	8-0	11-4	Frank Hill	George Buttle (9.7)
1936-37	8-0	13-2	Frank Hill	Austin Lepine (11.8)
1966-67	7-0	22-7	Bill Foster	Bob Lloyd (27.9)
1921-22	7-0	10-2	Frank Hill	Edward Benzoni (12.4)
2016-17	6-0	TBD	Steve Pikiell	TBD
1934-35	6-0	13-3	Frank Hill	Austin Lepine (9.4)

ASSISTING R ASCENT

The Rutgers coaching and support staff is comprised of six former collegiate players, including five that played point guard. Senior Advisor Steve Hayn scored 1,157 career points at forward for Stony Brook from 1988-91. All six staff members, however, served as collegiate team captains. Pikiell was a two-time captain under Jim Calhoun.

Collegiate point guards on coaching staff

Staffer	Position	College (Years)	Games	Assists (Avg.)
Steve Pikiell	Head Coach	UConn (1986-90)	106	165 (1.6)
Karl Hobbs	Assoc. Coach	UConn (1981-84)	113	543 (4.8)
Brandin Knight	Asst. Coach	Pittsburgh (1999-03)	127	785 (6.2)
Greg Vetrone	Dir. Player Development	LIU-CW Post (1982-85)	—	—
Bryan Dougher	Dir. Basketball Ops.	Stony Brook (2008-12)	126	234 (1.9)

go small, he can play Williams, Johnson, and Sanders, or he can go big and play Thiam at the small forward, he's 6-foot-9. And then they bring in seven footers, two of them, and then a 6'-11" guy off the bench and he's rotating those guys, so he's got fresh bodies flying at the glass. It's a tough team to rebound against."

Chris Collins (Northwestern): "I really like Steve a lot. I am old school, the son of a coach, and I love when I see guys doing it the right way. The first thing he's done to me is establish a culture in how hard they play. Every game that I've watched on film and now see them in person, their effort is there. Sometimes you get impatient because you're used to winning, just like I was used to winning coming into this situation. You have to understand that you are in a conference like this that it is going to be a process and the end result with wins and losses sometimes is the last thing that turns the corner. I just think that he needs to stay the course, he knows what he's doing. This is a proven program builder. He has an outstanding staff: Brandin Knight, Karl Hobbs, Shoes (Greg Vetrone). Rutgers is moving in the right direction. I wish him the best."

Tim Miles (Nebraska): "Here's what you see: you see a team that plays very hard, is very well organized, that fits that Calhoun kind of mantra, big physical guys on the glass punishing. That's Big Ten basketball, that's what it looks like to me. That's a Big Ten basketball team. And as they get more skill, they're going to be even tougher."

Mark Turgeon (Maryland): "Steve has them playing the way they have to play to be successful, which is to defend and rebound and play through Sanders. They were much more prepared than we were. Steve's doing a great job. There's some talent there, and he's got them playing with toughness and buying in. There's no doubt he's going to get that thing turned."

Greg Gard (Wisconsin): "Credit to Rutgers for how they played us. Steve Pikiell has done a good job with that team all year. Watching games and scores sometimes aren't indicative of how they've been playing."

THE "D" IN SANDERS IS FOR DEFENSE

Corey Sanders has garnered much recognition for his offensive prowess, but the sophomore guard has made as much, if not more, of an impact defensively. In addition to ranking fifth in the Big Ten in steals, he is often matched-up against the opponent's top offensive performer. In league play, he has consistently helped to limit that player below his season averages:

Bronson Koenig at Wisconsin Dec. 27:

Entered: Averaging 14.6 points and 2.1 assists, shooting 43%

Exited: 8 points on 3-of-10 shooting with 1 assist

Shep Garner vs. Penn State Jan. 1:

Entered: Averaging 14.1 points and shooting 39.8%

Exited: Scoreless on 0-of-6 shooting

Peter Jok at Iowa Jan. 8:

Entered: Averaging 22.9 points shooting 44.9%, including 41.6% from 3-point

Exited: 18 points on 7-of-18 shooting, including 2-10 from 3-point with 3 TOs

Bryant McIntosh vs. Northwestern Jan. 12:

Entered: Averaging 12.2 points and shooting 35.7%

Exited: 6 points on 2-10 shooting with 3 TOs

James Blackmon at Indiana Jan. 15:

Entered: Averaging 17.6 points, shooting 49.5%, including 42.0% from 3-point

Exited: 16 points on 6-18 shooting (33.3%), including 0-of-8 from 3-point

Tai Webster vs. Nebraska Jan. 21:

Entered: Averaging 18.3 points and shooting 46.9%

Exited: 15 points on 5-15 shooting (33.3%), including 1-of-5 from 3-pt, 3 TOs

SANDERS AGAIN MAKES SPORTSCENTER TOP 10

Sophomore guard Corey Sanders has made a habit out of highlight-reel plays. He recently landed in the No. 2 spot on ESPN's Sportscenter Top 10 plays for [an acrobatic layup at Iowa](#), where he switched hands in mid-air to complete the play. He previously had the No. 1 play on Sportscenter Top 10 last season against Illinois, when he made a [buzzer-beating three-pointer](#) to extend the game into an extra overtime session.

ALL-TIME VERSUS PENN STATE (30-40)

2/24/22	W	35-28 H
3/3/34	W	35-34 A
12/29/34	W	52-40 H
2/29/36	L	43-45 (OT) A
3/9/38	L	18-53 H
1/7/39	L	21-44 A
2/3/40	L	19-47 H
2/18/50	W	64-51 A
2/17/51	L	50-73 H
2/6/52	L	52-66 A
2/7/53	W	74-62 H
2/27/54	L	59-76 A
12/18/54	L	69-106 A
2/23/55	L	64-83 H
12/14/55	L	78-102 A
2/25/56	L	72-82 H
12/5/56	L	58-90 A
1/26/57	L	77-78 (2OT) H
1/4/58	L	58-77 A
1/11/58	W	64-63 H
1/10/59	W	69-64 H
2/14/59	L	56-74 A
2/13/60	L	61-96 A
3/5/60	L	59-85 H
3/4/61	L	70-79 A
3/3/62	W	67-62 H
3/2/63	L	72-75 A
3/7/64	L	82-91 H
3/7/65	L	76-88 A
3/5/66	W	71-61 H
3/4/67	W	88-76 A
3/2/68	W	97-83 H
3/1/69	W	59-57 H
3/7/70	L	62-65 A
3/6/71	W	84-70 H
3/4/72	L	66-77 A
3/3/73	W	81-52 H
3/2/74	W	81-63 A
1/5/77	W	89-72 H
1/4/78	L	79-81 A
1/20/79	W	48-46 H
2/26/79	W	67-57 N
1/19/80	L	66-75 A
12/20/80	L	76-78(OT) H
3/5/83	L	70-79 A
1/14/84	L	80-83(OT) A
2/23/84	W	102-92 H
1/12/85	W	88-71 A
2/21/85	W	84-67 H
1/2/86	L	56-65 H
2/1/86	L	59-74 A
1/19/87	L	60-80 A
2/21/87	L	99-102(OT) H
1/10/88	L	58-63 A
2/18/88	W	65-61 H
2/2/89	W	87-83 H
2/13/89	L	65-93 A
3/9/89	W	70-66 H
1/21/90	W	61-59 H
2/15/90	L	69-80 A
3/21/90	L	55-58 H
1/28/91	W	79-78 A
2/27/91	W	92-70 H
12/10/03	W	60-47 A
12/1/04	L	80-83 H
3/14/06	W	76-71 A
1/3/15	W	50-46 H
1/24/15	L	51-79 A
2/20/16	L	70-58 H
1/1/17	L	47-60 H

SCARLET KNIGHTS - NITTANY LIONS STAT COMPARISON

	Rutgers	PSU
SCORING.....	1534.....	1663
Points per game.....	66.7.....	72.3
Scoring margin.....	+0.8.....	+0.4
FIELD GOALS-ATT.....	568-1379.....	579-1397
Field goal pct.....	0.412.....	.414
3 POINT FG-ATT.....	94-328.....	169-475
3-point FG pct.....	0.287.....	0.356
3-pt FG made per game.....	4.1.....	7.3
FREE THROWS-ATT.....	304-484.....	336-454
Free throw pct.....	0.628.....	.740
Free Throws made per game.....	13.2.....	14.6
REBOUNDS.....	973.....	831
Rebounds per game.....	42.3.....	36.1
Rebounding margin.....	+7.2.....	-2.8
ASSISTS.....	269.....	335
Assists per game.....	11.7.....	14.6
TURNOVERS.....	329.....	315
Turnovers per game.....	14.3.....	13.7
Turnover margin.....	-0.8.....	+1.8
Assist/turnover ratio.....	0.8.....	1.1
STEALS.....	154.....	159
Steals per game.....	6.7.....	6.9
BLOCKS.....	128.....	125
Blocks per game.....	5.6.....	5.4

ABOUT THE NITTANY LIONS

Penn State, under the leadership of sixth-year head coach Patrick Chambers, suffered a 110-102 triple overtime loss at Indiana on Wednesday night. Five PSU players scored in double-figures, including Lamar Stephens with a career-high 26. Tony Carr added 23 points and 14 assists for Penn State in its first triple overtime game since a 75-67 loss to Alabama on Dec. 11, 1982. The Nittany Lions are 8-4 at home, where they have defeated Georgia Tech, Minnesota and Illinois. Shep Garner, one of six players on the roster from metro Philadelphia, leads the team with a 12.5 scoring average.

R ACADEMIC ACCOLADES CONTINUE

Rutgers men's basketball continued its trend of academic excellence this past fall (2016) semester, with the team posting its highest collective grad point average since the fall of 2014. Ibrahima Diallo was named to the Dean's List, while C.J. Gettys, Jonathan Laurent and Joey Downes were recognized on the Athletic Director's Honor Roll with semester grade point averages above 3.0.

Rutgers earned a multiyear academic progress rate (APR) score of 984 for data concluding with the 2014-15 academic year. The multiyear rate tied the highest for RU men's hoops since the data began being tabulated in 2004-05 and was in the top 20 percent of all men's basketball programs. The Scarlet Knights' multiyear score has not declined in five consecutive years. RU's multiyear rate ranked fifth among Big Ten Conference men's basketball programs. In terms of percentile rank within sport, basketball placed second among Rutgers men's programs.

RWJBARNABAS HEALTH ATHLETIC PERFORMANCE CENTER

On Nov. 1, the groundbreaking on the RWJBarnabas Health Athletic Performance Center at Rutgers University took place outside the RAC. It signaled a new partnership between Rutgers and RWJBarnabas Health to create a comprehensive sports medicine program to serve Rutgers athletes, students and communities throughout New Jersey. Through this partnership, RWJBarnabas Health will become the exclusive health care provider for Rutgers Athletics, while creating a best-in-class sports medicine program that can be expanded across the state. In addition to a sports medicine center and administrative space to serve student-athletes, the 295,000-square-foot, four-story sports facility and parking deck will provide a state-of-the-art practice facility for men's and women's basketball, as well as wrestling and gymnastics.

"R B1G Build" has reached \$69.2 million [as of 12/31/16] via 1,960 donors. New [internal renderings](#) of the RWJBarnabas Heath Athletic Performance Center can be viewed at [rutgersbigtenbuild.com](#).

Men's Basketball Head Coach Steve Pikiell:

On the recruiting pitch: "I've already been using it. We have the renderings. We started the process with renovating our locker room and then this is the next phase of it. I'm just really excited that Pat (Hobbs) and Sarah (Baumgartner) were able to get this done. There is a lot of work and a lot of phone calls and

things that go into getting a facility like this. And to be able to partner with great healthcare now that's just perfect for athletic performance, for healthcare of your student-athletes. We take care of our student-athletes here at Rutgers and this is just another big symbol.

On knowing this was going to happen when taking the job: "This is a game changer in a lot of ways. In the league we play in, they all have it. It's another thing that we can check off the box. We'll have the latest and the newest. I think that is a part of it. Pat and I talked about this, the things that we were going to do for the program to make it better. And he is going about doing all those things. It's exciting for me."

On the possibilities of the facility and program: "I have been here for six months and we take care of our athletes. I think that is something that we have done here and this is another example of that. It is going to be athletic performance. It is going to be healthcare. It's going to benefit everybody. A lot of people did a lot of work. I'm the product of great timing, but it's really going to help my program. This is a game changer for our program. It goes towards the commitment being made here to provide the best education, healthcare and basketball to the student-athletes that play in my program."

Director of Athletics Pat Hobbs:

On how both basketball programs benefit from this: "I think all of our programs benefit, but, and you can check this, but we have to be the only Power Five school that doesn't have a dedicated facility for our basketball program. If I'm a coach and I'm recruiting against Rutgers University, I can say they don't have this or that. We're going to take that away from all of those coaches.

Now they can say 'No, I was there and they had one heck of a practice facility, a state-of-the-art facility and the best in the Big Ten. So that's what we're going to provide our basketball programs. They have not have that in the past and it will be a game changer for them."

COLLEGIATE HEAD COACHES ON STAFF

Head coach Steve Pikiell has assembled a staff that includes four former collegiate head coaches.

StafferHead Coaching position(s)

Karl Hobbs.....George Washington (2001-10)
Jay Young.....Newbury (1992-96), New Haven (2000-05)
Greg Vetrone.....Fairleigh Dickinson (2009-13)
Steve HaynUSMMA (2014-16), Dowling (2006-14), Stevens Tech (2001-06), SUNY-Fredonia (1999-01)

2016-17 SPECIALTY STATS

Category.....	Rutgers.....	Opponents.....
Points in the paint.....	826.....	618.....
Points off turnovers.....	346.....	321.....
2nd chance points.....	333.....	222.....
Fast break points.....	227.....	155.....
Bench points.....	544.....	371.....

Point distribution

Seniors (Batie, Gettys).....	180.....
Juniors (Dadika, Freeman, Johnson, Sa, Williams).....	816.....
Sophomores (Diallo, Doorson, Laurent, Sanders).....	396.....
Freshmen (Bullock, Omoruyi, Thiam).....	119.....

Minutes Played

Seniors (Batie, Gettys).....	438.....
Juniors (Dadika, Freeman, Johnson, Sa, Williams).....	2,048.....
Sophomores (Diallo, Doorson, Laurent, Sanders).....	1,202.....
Freshmen (Bullock, Omoruyi, Thiam).....	559.....

Slam dunks

Deshawn Freeman.....	25.....
Candido Sa.....	8.....
Shaquille Doorson.....	4.....
Corey Sanders.....	4.....
Issa Thiam.....	3.....
Eugene Omoruyi.....	3.....
CJ Gettys.....	3.....
Nigel Johnson.....	2.....
Mike Williams.....	2.....
Jonathan Laurent.....	2.....
Ibrahima Diallo.....	1.....

SCARLET KNIGHTS CAREER TOTALS

Double-Digit Scoring Games

Name.....	2016-17.....	Total.....
Corey Sanders.....	15.....	37.....
Mike Williams.....	11.....	36.....
Nigel Johnson.....	16.....	26.....
Deshawn Freeman.....	12.....	17.....
CJ Gettys.....	9.....	16.....
Jonathan Laurent.....	1.....	11.....
Candido Sa.....	2.....	2.....
Issa Thiam.....	1.....	1.....

20+ Point Games

Name.....	2016-17.....	Total.....
Corey Sanders.....	2.....	10.....
Mike Williams.....	0.....	5.....
Deshawn Freeman.....	2.....	3.....
Nigel Johnson.....	2.....	3.....
Jonathan Laurent.....	0.....	1.....

Led Team in Scoring

Name.....	2016-17.....	Total.....
Mike Williams.....	6.....	18.....
Corey Sanders.....	9.....	21.....
Deshawn Freeman.....	5.....	7.....
Nigel Johnson.....	4.....	4 (RU).....
Jonathan Laurent.....	1.....	3.....

10+ Rebound Games

Name.....	2016-17.....	Total.....
Deshawn Freeman.....	11.....	11.....
Mike Williams.....	1.....	3.....
Jonathan Laurent.....	0.....	2.....

Led Team in Rebounding

Name.....	2016-17.....	Total.....
Deshawn Freeman.....	16.....	17.....
Jonathan Laurent.....	0.....	5.....
Mike Williams.....	4.....	6.....
Ibrahima Diallo.....	0.....	2.....
Corey Sanders.....	1.....	2.....
CJ Gettys.....	2.....	2 (RU).....
Nigel Johnson.....	1.....	1.....

Double-Doubles

Name.....	2016-17.....	Total.....
Deshawn Freeman.....	9.....	9.....
Jonathan Laurent.....	0.....	3.....
Mike Williams.....	1.....	3.....
Corey Sanders.....	0.....	1.....

5+ Assist Games

Name.....	2016-17.....	Total.....
Corey Sanders.....	5.....	17.....
Nigel Johnson.....	3.....	7.....
Mike Williams.....	1.....	2.....

3+ Steal Games

Name.....	2016-17.....	Total.....
Corey Sanders.....	4.....	9.....
Nigel Johnson.....	3.....	8.....
Mike Williams.....	2.....	7.....
Eugene Omoruyi.....	1.....	1.....
Deshawn Freeman.....	0.....	1.....
Ibrahima Diallo.....	1.....	1.....
CJ Gettys.....	1.....	1.....
Issa Thiam.....	1.....	1.....

3+ Block Games

Name.....	2016-17.....	Total.....
C.J. Gettys.....	1.....	9.....
Deshawn Freeman.....	1.....	2.....
Candido Sa.....	2.....	2.....
Shaquille Doorson.....	1.....	1.....
Ibrahima Diallo.....	1.....	1.....
Corey Sanders.....	1.....	1.....
Khalil Batie.....	0.....	1.....

RUTGERS IN THE OFFICIAL NCAA STAT RANKINGS

TEAM

Category	Rank	Value
Blocked Shots Per Game	16	5.6
Field Goal Percentage Defense	22	39.6
Offensive Rebounds Per Game	4	15.2
Rebound Margin	19	7.3
Rebounds Per Game	4	42.3

INDIVIDUAL

Category	Player	Rank	Value
Double-Doubles	Deshawn Freeman	34	9
Offensive Rebounds Per Game	Deshawn Freeman	31	3.26

NBA PLAYERS COACHED

During their careers as assistants and head coaches, the Rutgers staff has combined to recruit and/or coach 30 players who have competed in the NBA, including those who have made 19 All-Star appearances collectively.

Staffer	NBA Players Coached and/or recruited
Steve Pikiell (9)	Corsley Edwards, Donyell Marshall, Chris Smith, Scott Burrell, Donny Marshall, Kevin Ollie, J.R. Pinnock, Pops Mensah-Bonsu, Mike Hall
Karl Hobbs (14)	Ray Allen (10x All-Star), Richard Hamilton (3x All-Star), Caron Butler (2x All-Star), Donyell Marshall, Kevin Ollie, Travis Knight, Jake Voskul, Shabazz Napier, Emeka Okafor, Khalid El-Amin, Donny Marshall, J.R. Pinnock, Pops Mensah-Bonsu, Mike Hall
Brandin Knight (5)	DeJuan Blair, Steven Adams, Aaron Gray, Lamar Patterson, Sam Young
Greg Vetrone (2)	Shawn Marion (4x All-Star), Keon Clark

A REFERENCE FOR THE POST-SEASON

Rutgers' four-member coaching staff of Steve Pikiell, Karl Hobbs, Brandin Knight and Jay Young have combined for 47 post-season appearances as players, staffers or coaches, including 30 NCAA Tournament berths and two NCAA Championships. At least one member of the Rutgers coaching staff has advanced to the post-season for 23 consecutive years, since 1993. Thirteen of the 14 players on the roster, all but Candido Sa, were born 1994 or later.

2016 (4/4 NCAA): Steve Pikiell (Stony Brook; America Champions; NCAA 1st Round), **Karl Hobbs** (UConn; AAC Champions, NCAA Second Round), **Brandin Knight** (Pitt; NCAA 1st Round), **Jay Young** (Stony Brook; America East Champions; NCAA 1st Round).

2015 (4/1 NCAA): Steve Pikiell (Stony Brook; CBI 1st Round), **Karl Hobbs** (UConn; NIT First Round), **Brandin Knight** (Pitt; NIT 1st Round), **Jay Young** (Stony Brook; CBI 1st Round).

2014 (4/2 NCAA): Steve Pikiell (Stony Brook; CBI 1st Round), **Karl Hobbs** (UConn; NCAA Champions), **Brandin Knight** (Pitt; NCAA 2nd Round), **Jay Young** (Stony Brook; CBI 1st Round).

2013 (3/1 NCAA): Steve Pikiell (Stony Brook; NIT 2nd Round), **Brandin Knight** (Pitt; NCAA 1st Round), **Jay Young** (Stony Brook; NIT 2nd Round).

2012 (3): Steve Pikiell (Stony Brook; NIT 1st Round), **Brandin Knight** (Pitt; CBI Champions), **Jay Young** (Stony Brook; NIT 1st Round).

2011 (1/1 NCAA): Brandin Knight (Pitt; NCAA 2nd Round).

2010 (4/1 NCAA): Steve Pikiell (Stony Brook; NIT 1st Round), **Karl Hobbs** (GW; CBI 1st Round), **Brandin Knight** (Pitt; NCAA 2nd Round), **Jay Young** (Stony Brook; NIT 1st Round).

2009 (1/1 NCAA): Brandin Knight (Pitt; NCAA Elite 8).

2008 (1/1 NCAA): Brandin Knight (Pitt; NCAA 2nd Round, Big East Champions).

2007 (2/2 NCAA): Karl Hobbs (GW; A-10 Champions, NCAA 1st Round), **Brandin Knight** (Pitt; NCAA Sweet 16).

2006 (1/1 NCAA): Karl Hobbs (GW; NCAA 2nd Round).

2005 (2/2 NCAA): Steve Pikiell (GW; A-10 Champions, NCAA 1st Round), **Karl Hobbs** (GW; A-10 Champions, NCAA 1st Round).

2004 (2): Steve Pikiell (GW; NIT 1st Round), Karl Hobbs (GW; NIT 1st Round).

2003 (1/1 NCAA): Brandin Knight (Pitt player; NCAA Sweet 16, Big East Champions).

2002 (1/1 NCAA): Brandin Knight (Pitt player; NCAA Sweet 16).

2001 (1): Karl Hobbs (UConn; NIT 2nd Round).

2000 (2/2 NCAA): Steve Pikiell (CCSU; NEC Champions; NCAA 1st Round), **Karl Hobbs** (UConn; NCAA 2nd Round).

1999 (1/1 NCAA): Karl Hobbs (UConn; Big East Champions, NCAA Champions).

1998 (1/1 NCAA): Karl Hobbs (UConn; Big East Champions, NCAA Elite 8).

RUTGERS IN THE BIG TEN RANKINGS

TEAM

	ALL GAMES		BIG TEN	
Category	Rank	Avg	Rank	Avg
Scoring Offense	14	66.7	14	58.0
Scoring Defense	4	65.9	6	71.3
Scoring Margin	12	+0.8	14	-13.3
Free Throw Percentage	14	62.8	14	56.0
Field Goal Percentage	14	41.2	14	36.6
Field Goal Percentage Defense	3	39.6	5	42.6
3-Point Field Goal Percentage	14	28.7	14	26.4
3-Point Field Goal Pct. Defense	3	32.0	1	31.3
Rebounding Offense	1	42.3	1	40.2
Rebounding Defense	8	35.1	10	38.5
Rebounding Margin	4	7.2	4	+1.7
Blocked Shots	3	5.6	2	5.4
Assists	13	11.7	14	8.7
Steals	5	6.7	5	6.3
Turnover Margin	11	-0.8	12	-2.0
Assist/Turnover Ratio	14	0.8	14	0.6
Offensive Rebounds	1	15.2	1	15.5
Defensive Rebounds	7	27.1	8	24.7
Defensive Rebound Percentage	7	71.1	9	67.9
Offensive Rebound Percentage	1	38.7	1	36.6
Three-Point FG Made	14	4.1	14	3.2

INDIVIDUAL

		ALL GAMES		BIG TEN	
Category.....	Player	Rank.....	Avg	Rank.....	Avg.....
Scoring.....	Corey Sanders.....	23.....	12.4.....	15.....	14.7.....
Rebounding.....	Deshawn Freeman.....	4.....	8.5.....	8.....	7.2.....
Field Goal Pct.....	CJ Gettys.....	7.....	.579.....		
Assists.....	Corey Sanders.....	17.....	3.3.....		
Free Throw Pct.....					
Steals	Corey Sanders.....	7.....	1.4.....		
.....	Nigel Johnson.....	10.....	1.3.....		
.....	Deshawn Freeman.....			14.....	1.1.....
3-Point FG %.....					
3-Point FG / Game.....					
Blocked Shots.....	Candido Sa.....	10.....	1.2.....		
.....	Deshawn Freeman.....	12.....	1.0.....		
Assist/Turn. Ratio.....					
Offensive Rebounds.....	Deshawn Freeman.....	3.....	3.3.....	5.....	2.8.....
.....	Mike Williams.....	12.....	1.9.....	9.....	2.4.....
Defensive Rebounds.....	Deshawn Freeman.....	6.....	5.2.....	12.....	4.4.....

1997 (1): Karl Hobbs (UConn; NIT Semifinals).

1996 (1/1 NCAA): Karl Hobbs (UConn; Big East Champions, NCAA Sweet 16).

1995 (1/1 NCAA): Karl Hobbs (UConn; NCAA Elite 8).

1994 (1/1 NCAA): Karl Hobbs (UConn; NCAA Sweet 16).

1991 (1/1 NCAA): Jay Young (Northeastern; NAC Champs; NCAA 1st Round).

1990 (2/2 NCAA): Steve Pikiell (UConn player; Big East Champions; NCAA Elite 8); **Karl Hobbs** (BU; NAC Champions, NCAA 1st Round).

1988 (1/1 NCAA): Karl Hobbs (BU; NAC Champions, NCAA 1st Round).

THE RUTGERS BASKETBALL STORY

The Rutgers Basketball Story made its season debut on Jan. 13 in high definition on MSG+. The 30-minute show is designed to provide insight into the men's and women's programs, as the Scarlet Knights compete in the Big Ten Conference under head coaches Steve Pikiell and C. Vivian Stringer. The Comcast Network (TCN) in Philadelphia and the Middle Atlantic Sports Network (MASN) also televise The Rutgers Basketball Story. The show features eight episodes over a nine-week span. It can also be viewed online via RVision presented by AT&T at www.scarletknights.com.

Episode 1: click [here](#) to view.

Episode 2: click [here](#) to view.

Episode 3: click [here](#) to view.

Episode 4: Friday, Feb. 3 - 6 p.m. (MSG+), 8:30 p.m. (TCN), 10:30 p.m. (MSG+); Saturday, Feb. 4 - 9 a.m. (MASN), 10 a.m. (MSG+).

THE LAST TIME...

RU SCORED 100 POINTS:

Feb. 3, 2016..... Illinois 110, Rutgers 101 (3OT)

RU ALLOWED 100 POINTS:

Feb. 3, 2016..... Illinois 110, Rutgers 101 (3OT)

RU SCORED BETWEEN 90-99 POINTS:

Feb. 1, 2014..... Rutgers 93, Houston 70

RU DEFEATED A NATIONALLY RANKED OPPONENT:

Jan. 11, 2015..... Rutgers 67, No. 4/4 Wisconsin 62

RU WON VIA A BUZZER-BEATING SHOT:

Dec. 28, 2014..... Rutgers 59, Monmouth 58

RU WON AN OVERTIME GAME:

Feb. 25, 2012..... Rutgers 77, Seton Hall 72 (OT)

RU LOST AN OVERTIME GAME:

Feb. 3, 2016..... Illinois 110, Rutgers 101 (3OT)

RU HELD UNDER 40 POINTS:

Nov. 29, 2014..... No. 8/7 Virginia 45, Rutgers 26

RU HELD AN OPPONENT UNDER 40 POINTS:

Dec. 6, 2016..... Rutgers 79, Central Connecticut State 37

RU WON BY 30 OR MORE POINTS:

Dec. 6, 2016..... Rutgers 79, Central Connecticut State 37

RU LOST BY 30 OR MORE POINTS:

Mar. 2 2016..... Michigan State 97, Rutgers 66

ALL 5 RU STARTERS SCORED IN DOUBLE DIGITS:

Jan. 30, 2010..... Rutgers 74, Notre Dame 73

Mike Rosario.....24

Dane Miller.....12

Jonathan Mitchell.....12

James Beatty.....10

Hamady Ndiaye.....10

6 RU PLAYERS SCORED IN DOUBLE DIGITS:

Nov. 13, 2016..... Rutgers 87, Drexel 66

Nigel Johnson.....15

Jonathan Laurent.....15

C.J. Gettys.....13

Corey Sanders.....11

Candido Sa.....11

Deshawn Freeman.....10

RU COMMITTED BETWEEN SIX AND NINE TURNOVERS:

Jan. 12, 2017.....9 vs. Northwestern

RU COMMITTED FIVE TURNOVERS OR LESS:

December 1, 2014.....3, Rutgers 69, Clemson 64

RU PLAYER HAD 10 OR MORE ASSISTS:

Corey Sanders.....12

Feb. 3, 2016..... Illinois 110, Rutgers 101 (3OT)

RU HAD TWO OR MORE PLAYERS SCORE 20 OR MORE POINTS

Corey Sanders (39), Jonathan Laurent (23)

Feb. 3, 2016..... Illinois 110, Rutgers 101 (3OT)

RU PLAYER HAD DOUBLE-DOUBLE

Jan. 31, 2017.....Iowa 83, Rutgers 63

.....Deshawn Freeman (17 points, 13 rebounds)

2 RU PLAYERS HAD DOUBLE-DOUBLES

Dec. 23, 2015..... Rutgers 72, FDU 64

.....Greg Lewis (10 points, 14 rebounds)

.....Mike Williams (14 points, 10 rebounds)

RU PLAYER HAD A TRIPLE-DOUBLE:

Mar. 2, 1983.....Roy Hinson (24 pts., 10 reb., 10 blocks) vs. URI

RU PLAYER HAD 15 OR MORE REBOUNDS:

Deshawn Freeman.....15

Jan. 12, 2017..... Northwestern 69, Rutgers 60

RU PLAYER HAD 6 OR MORE STEALS:

Corey Sanders.....6

Nov. 25, 2016..... Rutgers 77, Hartford 75

RU PLAYER HAD 7 OR MORE BLOCKS:

Dane Miller.....7

Dec. 12, 2011..... Rutgers 81, Monmouth 66

RU PLAYER SCORED 30-39 POINTS:

Feb. 3, 2016.....Corey Sanders (39) vs. Illinois

RU PLAYER SCORED 40 POINTS:

Feb. 1, 2006..... Quincy Douby (41) vs. Syracuse

RU OPPONENT SCORED 30-39 POINTS:

Jan. 28, 2017..... Ethan Happ (32), Wisconsin

RU OPPONENT SCORED 40 POINTS:

March 6, 2003..... Marcus Hatten (44), St. John's

RUTGERS BY THE NUMBERS 2016-17

at home.....	9-4
at The RAC.....	9-3
on the road.....	2-7
at a neutral site.....	1-0
in overtime games.....	0-0
in November.....	6-1
in December.....	5-2
in January.....	1-8
in afternoon games.....	5-3
in night games.....	6-8
when scoring the game's first point(s).....	8-9
when opponent scores the game's first point(s).....	4-2
when leading at halftime.....	9-3
when trailing at halftime.....	2-7
when tied at halftime.....	1-1
when out-rebounding the opponent.....	12-6
when being out-rebounded.....	0-4
when tied with opponent in rebounds.....	0-1
when out-shooting the opponent.....	11-1
when out-shot by the opponent.....	1-10
when shooting same as opponent.....	0-0
when shooting less than 30%.....	0-1
when shooting 30-39%.....	3-8
when shooting 40-49%.....	7-2
when shooting 50% or better.....	2-0
when scoring less than 60 points.....	0-5
when scoring 60-69 points.....	4-6
when scoring 70-79 points.....	3-0
when scoring 80 or more points.....	3-0
when opponents score less than 50.....	1-0
when opponents score 50-59 points.....	5-0
when opponents score 60-69 points.....	5-5
when opponents score 70-79 points.....	2-4
when opponents score 80 or more points.....	0-2
in games decided by 0-5 points.....	3-0
in games decided by 6-10 points.....	1-3
in games decided by 11-15 points.....	5-4
in games decided by 16 or more points.....	3-4
when committing fewer turnovers than opponent.....	4-5
when committing more turnovers than opponent.....	7-6
when committing equal turnovers as opponent.....	1-0
when shooting more free throws than opponent.....	11-4
when shooting fewer free throws than opponent.....	1-7
when shooting equal amount of free throws as opponent.....	0-0
when attempting more three-pointers than opponent.....	1-1
when attempting fewer three-pointers than opponent.....	10-8
when attempting same number of three-pointers as opponent.....	1-1
when making more three-pointers than opponent.....	2-1
when making fewer three-pointers than opponent.....	9-6
when making equal amount of three-pointers as opponent.....	1-1
when bench outscores opponents bench.....	11-3
when bench is outscored by opponents bench.....	2-7
when bench scores equal amount as opponents bench.....	0-0
when scoring more points in the paint than opponent.....	12-6
when scoring fewer points in the paint than opponent.....	0-5
when scoring the same amount of points in the paint as opponent.....	0-0
when scoring more second chance points than opponent.....	11-8
when scoring fewer second chance points than opponent.....	0-2
when scoring the same amount of second chance points as opponent.....	1-1
when scoring more points off turnovers than opponent.....	9-4
when scoring fewer points off turnovers than opponent.....	2-7
when scoring the same amount of points off turnovers as opponent.....	1-0
when scoring more fast break points than opponent.....	10-6
when scoring fewer fast break points than opponent.....	1-4
when scoring the same amount of fast break points as opponent.....	1-1
when three or more players score 10 points.....	9-4
when four or more players score more than 10 points.....	7-0
when five or more players score more than 10 points.....	1-0

GEO BAKER SIGNS WITH RUTGERS

Rutgers men's basketball coach Steve Pikiell announced that Geo Baker has signed a National Letter of Intent to compete for the Scarlet Knights. A 6-4 guard, Baker averaged 18.0 points, 6.0 assists and 5.0 rebounds-per-game as a junior at Proctor Academy in Andover, N.H. and made numerous all-tournament teams this past summer competing with DC Blue Devils New Hampshire.

"I am so excited to have Geo Baker join our Scarlet Knight family," said Pikiell. "He was our number one priority in recruiting this summer. He is a great student and basketball player, but an even better young man. As a player, Geo has a terrific basketball IQ and an equally impressive work-ethic. I saw a ton of basketball this summer and I believe his passing and ability to shoot the ball are at elite levels."

Geo Baker **6-4, 175/Guard**
Proctor Academy **Derry, N.H.**
Scholastic: Will be a 2017 graduate of Proctor Academy in Andover, N.H., where he serves as a team captain under head coach Gregor Makechnie... Received High Honors academic recognition both semesters as a junior... Competes on the AAU circuit for the DC Blue Devils New Hampshire, where he is coached by T.J. Thompson, who played at George Washington under Karl Hobbs and Steve Pikiell....Was an all-tournament selection this past summer at the Pitt Jam Fest, Providence Jam Fest and the Zero Gravity Nationals...Averaged 18.0 points, 6.0 assists and 5.0 rebounds-per-game as a junior to earn Second Team NEPSAC All-Class AA Honors...Ranked No. 11 overall in New England and the No. 3 player in New Hampshire for 2017 by The New England Recruiting Report...Rated a three-star recruit by ESPN...Also plays varsity soccer...Chose the Scarlet Knights over reported offers from Kansas State, George Washington and George Mason, among others.

Personal: Given names is Geordano...Started playing basketball with his next door neighbor at the age of seven...Mother, Irene Baker, captained the basketball team at the Massachusetts Institute of Technology.

2016-17 BAKER UPDATE: Averaging 21.1 points-per game to pace Proctor to a 10-3 record ... had 30 points in win over Bradford Christian on Jan. 20 ... named to the St. Andrew's Holiday Classic All Tournament Team after averaging 23.0 points in two victories ... helped the Hornets win the 16th Annual Thomas Blackburn Invitational to earn Tournament MVP honors ... scored 31 points 86-77 season opening win over Gould Academy.

Video Highlights

BAM TESTING

This past summer, Rutgers welcomed BAM (Basic Athletic Measurement) Testing to the RAC. A team of strength and conditioning coaches and technology professionals who utilize the most reliable methods and precise measuring tools, BAM has conducted the official NBA Draft combine since 2009. Results are registered to a BAMScore™, a proprietary index for reliably measuring athletic performance, and placed in a requisite category. The Pro ¾-Court Sprint time of Corey Sanders (2.974 seconds) marked the fastest recorded time ever by BAM.

Pro ¾-Court Sprint

Corey Sanders 2.974 seconds (Elite)
Nigel Johnson 3.063 seconds (Pro)

Pro 3-Way Agility

Nigel Johnson 10.201 seconds (Pro)

Approach Vertical

Nigel Johnson 43 inches (Pro)
Khalil Batie 43 inches (Pro)
Corey Sanders 42 inches (Pro)

Standing Vertical

Nigel Johnson 34.5 inches (Pro)

Player	Reach	Wingspan
Shaquille Doorson	111 inches	87.5 inches
C.J. Gettys	111 inches	85.5 inches
Candido Sa	107.5 inches	86.5 inches
Issa Thiam	106.5 inches	84.5 inches
Eugene Omoroyi	104.5 inches	85.0 inches

BACK FOR B1G MINUTES

In addition to six newcomers (Matt Bullock, C.J. Gettys, Nigel Johnson, Eugene Omoruyi, Candido Sa, Issa Thiam) who will see their first collegiate action "On the Banks," Rutgers returns five scholarship players who combined to miss 59

Big Ten games last season. RU has five players listed at 6-9 or above, including three newcomers, as well as Shaquille Doorson, who was sidelined for the entire 2015-16 season, and Ibrahima Diallo, who played in just three league games.

Player	Position	Games Sidelined (Big Ten)
Shaquille Doorson	C	32 (18)
DeShawn Freeman	F	25 (18)
Ibrahima Diallo	F/C	18 (15)
Jonathan Laurent	F	5 (4)
Corey Sanders	G	5 (4)
Totals	-	85 (59)

LANGUAGES SPOKEN ON TEAM

Rutgers has five scholarship international students and six players who speak multiple languages on the roster. The team combines to speak 10 languages.

Player	Hometown	Languages spoken
Ibrahima Diallo	Dakar, Senegal	English, French, Wolof, Pulaar
Shaquille Doorson	Amsterdam	English, Dutch
Jonathan Laurent	Orlando, Florida	English, French, Creole
Eugene Omoruyi	Rexdale, Ontario	English, Benin (Nigerian)
Candido Sa	Lisbon, Portugal	English, Portuguese, Spanish
Issa Thiam	Dakar, Senegal	English, Spanish, Arabic, Wolof

SCARLET KNIGHTS COMPETING PROFESSIONALLY

Player (lettered)	League (Country)	Team
Quincy Douby (2003-06)	NBADL	West Chester
Jeff Greer (1997-98, 99-01)	France	Poitiers
Kadeem Jack (2010-15)	NBADL	Reno
Wally Judge (2012-14)	Finland	Pyrinto
Herve Lamizana (2001-04)	Lebanon	Moutahed
Myles Mack (2011-15)	Denmark	Horsens IC
Dane Miller (2009-13)	NBADL	West Chester
Jonathan Mitchell (2008-11)	France	Chartres
J.J. Moore (2013-14)	NBADL	Long Island
Hamady Ndiaye (2006-10)	Israel	Bnei Herzliya

COPELAND RECOGNIZED AS ECAC LEGEND

Rutgers Athletics Hall of Famer Hollis Copeland was one of four Legends honored by the Eastern College Athletic Conference (ECAC) on Sunday, Dec. 18, at the 2016 Holiday Festival at Madison Square Garden. A graceful forward, Copeland was a standout on the great Rutgers teams of the mid-1970's. He is the fifth-leading scorer in Scarlet Knights history with 1,769 points and his 850 rebounds are sixth best on the all-time RU charts.

RUTGERS QUICK FACTS

Location:New Brunswick, NJ 08901
Founded:1766
Enrollment:.....67,000
Home Court:Rutgers Athletic Center
Capacity:8,000
School Color:..... Scarlet
Conference:..... Big Ten
President:.....Dr. Robert L. Barchi
Director of Athletics: Patrick Hobbs

HISTORY

First Year of Basketball:..... 1906-07
All-Time MBB Record:..... 1211-1183
NCAA Tourn. Years/Record:.....6/5-7
NIT Years/Record: 14/16-13

COACHING STAFF

Head Coach: Steve Pikiell (UConn '90)
Record at RU/Years: 12-11 / 1st Season
Career Record/Years:.....204-166 / 12th Season
Associate Head Coach:.....Karl Hobbs
Assistant Coaches:Brandin Knight, Jay Young
Director of Player Development:Greg Vetrone
Senior Advisor:.....Steve Hayn
Dir. of Basketball Ops.:Bryan Dougher
Special Assistant To the Head Coach: Ben Asher
Strength and Conditioning:David Van Dyke



HEAD COACH STEVE PIKIELL

25 seasons of coaching experience
Eight coach of the year awards
Six postseason appearances in past seven years

Steve Pikiell, the 2016 America East Conference Coach of the Year who led Stony Brook to six post-season appearances over the past seven years, was named the 19th head coach in the history of the Rutgers men's basketball program on March 22, 2016. A two-time team captain at point guard under Naismith Hall of Fame Head Coach Jim Calhoun at Connecticut, he arrives "On the Banks" with 25 years of coaching experience, including the past 11 seasons as head coach of the Seawolves.

The 48-year old Pikiell orchestrated an impressive turnaround at Stony Brook. Prior to his arrival, the Seawolves had limited success after completing their transition from the Division III to Division I level in 1999. Following a 4-24 record in his initial season, Stony Brook showed marked improvement in each successive campaign, culminating in the school's first NCAA Tournament berth this past season. During his tenure, the Seawolves won four America East regular season championships, achieved 22 or more victories on six occasions and captured five conference player of the year awards. A four time America East Coach of the Year, Pikiell compiled a 119-48 (.713) record over the past five seasons.

In addition to success on the court, Pikiell's program also achieved success in the classroom. The team's multi-year Academic Progress Rate score was 995 in the two most recent NCAA reports, placing it among the top 10 percent of all Division I men's basketball programs. The Seawolves also boasted multiple selections to the America East All-Academic team during his tenure.

Pikiell was instrumental in the upgrading of basketball facilities at Stony Brook. He was at the helm during a successful campaign to revitalize the former Stony Brook Arena. The facility underwent a \$21.1 million renovation and was unveiled as the new Island Federal Credit Union Arena in October, 2014. The arena now features modern video technology, luxury suites, VIP lounge, an expanded concourse with new concession and restroom areas and an enhanced competition court with improved practice courts.

Pikiell's hard work on the North Shore of Long Island culminated this past season, when the Seawolves posted a 26-7 (14-2) record, won the America East regular and post-season titles, and advanced to the NCAA Tournament to meet Kentucky. Led by New Jersey natives Jameel Warney and Carson Puriefoy, the Seawolves outscored opponents by an average of 12.1 points and ranked among the top 30 nationally in personal fouls (12th, 15.8), rebound margin (17th, 7.7), scoring defense (20th, 64.1), assists (26th, 16.4), assist-to-turnover ratio (26th, 1.43) and rebounds (30th, 39.76).

Warney and Puriefoy were both named First Team All-America East for the second consecutive year. Warney was recognized as the league's Player of the Year on three occasions, while being cited as Defensive Player of the Year twice, after beginning his career as the America East Rookie of the Year. An All-American and one of five finalists for the Karl Malone Award as the nation's top power forward, Warney concluded his career as Stony Brook's all-time leader in points (2,123), rebounds (1,275) and blocks (276).

A top tactician with a strong reputation for player development, Pikiell has mentored the America East Player of the Year (Warney, 2013-16; Tommy Brenton, 2012-13; Muhammed El-Amin, 2009-10) in five of the conference's last seven seasons.

Much of Stony Brook's success under Pikiell can be attributed to defense. The Seawolves have ranked among the top 20 nationally in rebounding margin in four of the past five seasons, while limiting opponents to 41 percent shooting or worse four times during that same stretch.

Discipline and defensive tenacity resulted in tangible success and National Invitation Tournament (NIT) berths for Stony Brook in 2009-10 (22-10, 13-3), 2011-12 (22-10, 14-2), 2012-13 (25-8, 14-2), as well as College Basketball Invitational (CBI) entries in 2013-14 (23-11, 13-3) and 2014-15 (23-12, 12-4). Among the many notable victories under Pikiell was a 62-57 win over undefeated and No. 13-ranked Washington in Seattle on Dec. 28, 2014, and a 59-51 win at Penn State on Nov. 17, 2006.

Before arriving at Stony Brook, Pikiell served as an assistant at George Washington under Karl Hobbs from 2001-05. In 2004-05, the Colonials earned 22 wins, their most since 1997-98 and the second most in 50 years, en route to a top

PIKIELL'S COACHING SEASON-BY-SEASON

SeasonPosition (Postseason)
1991-92.....	Assistant Coach, UConn (NCAA Second Round)
1992.....	Assistant Coach, New Haven Skyhawks
1992-93.....	Assistant Coach, Yale
1993-94.....	Assistant Coach, Yale
1994-95.....	Assistant Coach, Yale
1995-96.....	Assistant Coach, Yale
1996-97.....	Interim Head Coach, Wesleyan
1997-98.....	Assistant Coach, Central Connecticut State
1998-99.....	Assistant Coach, Central Connecticut State
1999-00.....	Assistant Coach, Central Connecticut State
2000-01.....	Assistant Coach, Central Connecticut State
2001-02.....	Assistant Coach, George Washington
2002-03.....	Assistant Coach, George Washington
2003-04.....	Assistant Coach, George Washington (NIT First Round)
2004-05.....	Assistant Coach, George Washington (NCAA First Round)
2005-06.....	Head Coach, Stony Brook
2006-07.....	Head Coach, Stony Brook
2007-08.....	Head Coach, Stony Brook
2008-09.....	Head Coach, Stony Brook
2009-10.....	Head Coach, Stony Brook (NIT First Round)
2010-11.....	Head Coach, Stony Brook
2011-12.....	Head Coach, Stony Brook (NIT Second Round)
2012-13.....	Head Coach, Stony Brook (NIT Second Round)
2013-14.....	Head Coach, Stony Brook (CBI First Round)
2014-15.....	Head Coach, Stony Brook (CBI First Round)
2015-16.....	Head Coach, Stony Brook (NCAA First Round)
2016-17.....	Head Coach, Rutgers

PERSONAL INFORMATION

High School:	St. Paul Catholic High School (Bristol, Conn.)
College:	UConn, Bachelor's Degree, Finance, 1990
Wife:	Kate
Children:	Brooke (16), John Patrick (14), Olivia (12), Kevin (9)

20 ranking. The team won its first Atlantic 10 title, earning an automatic NCAA Tournament bid. The 14 conference victories were the most in GW's A-10 history, signaling a complete turnaround for a team that finished last in the conference standings in 2000-01.

At GW, Pikiell landed two top 25 recruiting classes and brought four top 100 players into the program. Two of Pikiell's recruits, Mike Hall and Pops Mensah-Bonsu, declared for the NBA Draft in June 2005. His responsibilities at GW included recruiting, game and practice preparation, scheduling of games and assisting with operations.

Prior to GW, Pikiell served as an assistant at Central Connecticut State (1997-01) which, prior to his arrival, had never posted a winning season at the Division I level. During his tenure at CCSU under Howie Dickenman, the Blue Devils notched an 81-63 (.563) record, including a 25-6 mark in 1999-2000 and a bid to the 2000 NCAA tournament. It marked the school's first NCAA berth. He was part of a CCSU staff that recorded three straight winning seasons, including the 25-6 campaign which set a new Northeast Conference record for victories in a single season.

Pikiell was instrumental in recruiting three players who won NEC Player of the Year awards, including CCSU's first-ever NBA draft pick, Corsley Edwards. Seven of his recruits went on to earn all-conference recognition and he helped the 1999-00 team earn the highest GPA in the school's Division I history.

A 1990 graduate of Connecticut with a bachelor's degree in finance, Pikiell was a four-year letterwinner from 1987-91. After placing ninth in the Big East with a 4-12 record his freshman season, UConn won its first Big East title and advanced to the Elite Eight and Sweet 16 during the two years that Pikiell captained the Huskies. As a senior, he helped No. 11 seeded UConn to a 79-62 win over Shaquille O'Neal and No. 6 seed LSU in the round of 64. He played in 106 career games and averaged 8.2 points a game. Pikiell was the recipient of the UConn Club Senior Athlete Award for outstanding contributions to UConn Athletics.

Pikiell stayed on under Calhoun at UConn in 1991-92 to begin his coaching career. His first roster as an assistant featured future NBA players Donyell Marshall, Chris Smith, Scott Burrell, Donny Marshall and Kevin Ollie.

One of nine children, Pikiell grew up with three brothers and five sisters and enjoyed a storied career at St. Paul Catholic High School in Bristol, Conn. A three-time all-state selection, he had his No. 21 jersey retired by the school and ranks among its all-time leaders in points, assists and steals.



#0 NIGEL JOHNSON

GUARD • REDSHIRT JUNIOR • 6-1 • 186

RIVERDALE BAPTIST / KANSAS STATE • ASHBURN, VA.

Courtsides:

One word to describe Coach Pikiell:..... Great
Best player ever faced:..... Andrew Wiggins
Favorite place hang out on campus:..... Locker Room
Favorite professional athlete:..... Kobe Bryant
Favorite professional sports team:..... Los Angeles Lakers
Person he most admires:..... Brother
One word to describe yourself on the court:..... Buckets
One word to describe yourself off the court:..... Chill
Person who had the greatest influence on athletics career:..... Dad
Favorite Cereal:..... Captain Crunch Berries
Favorite Movie:..... Coach Carter
Favorite Musician:..... Biggie
Gameday Rituals:..... Pray

CAREER HIGHS

Points21 at Stony Brook (12/10/16)
FGM9 vs. Niagara (11-20-16)
FGA14 (5x) last vs. Northwestern (1-12-17)
3FGM4 (2x) last vs. Kansas (2-23-15)
3FGA6 (2x) last at Iowa (1/8/16)
FTs7 (2x) last at Stony Brook (12/10/16)
FTAs9 (3x) last at Stony Brook (12/10/16)
Rebounds9 vs. Iowa State (2-28-15)
Assists7 (2x) last vs. FDU (12/14/16)
Blocks1 (2x) last vs. Hartford (11/25/16)
Steals4 (2x) last vs. CCSU (12/6/16)
Minutes36 (2x) last at Iowa (1/8/17)

2016-17 SEASON HIGHS

Points21 at Stony Brook (12/10/16)
FGM9 vs. Niagara (11-20-16)
FGA14 (5x) last vs. Northwestern (1-12-17)
3FGM3 (2x) last vs. Nebraska (1-21-17)
3FGA6 at Iowa (1/8/17)
FTs7 (2x) last at Stony Brook (12/10/16)
FTAs9 (2x) last at Stony Brook (12/10/16)
Rebounds7 vs. Wisconsin (1/28/17)
Assists7 (3x) last vs. FDU (12/14/16)
Blocks1 vs. Hartford (11/25/16)
Steals4 vs. CCSU (12/6/16)
Minutes36 (3x) last vs. Wisconsin (1/28/17)

CATEGORY STATS

Category	13-14	14-15	16-17	Career	Last Time
10+ Points.....	4.....	6.....	16.....	26.....	Wisconsin (1-28-17)
20+ Points.....	0.....	1.....	2.....	3.....	Stony Brook (12/10/16)
5+ Rebounds.....	1.....	2.....	8.....	11.....	Wisconsin (1-28-17)
5+ Assists.....	1.....	3.....	3.....	7.....	FDU (12/14/16)

JOHNSON'S 2016-17 GAME-BY-GAME STATISTICS

Opponent	Date	GS	Min	—TOTAL—		—3-PTS—		FT-FTA	Pct	—REBOUNDS—			Avg	PF	FO	A	TO	Blk	Stl	Pts	Avg
				FG-FGA	Pct	3FG-FGA	Pct			Off	Def	Tot									
MOLLOY	11/11		21	4-8	.500	0-4	.000	6-9	.667	1	4	5	5.0	2	0	1	1	0	2	14	14.0
DREXEL	11/13		28	4-9	.444	1-3	.333	6-8	.750	2	4	6	5.5	0	0	7	2	0	1	15	14.5
at DePaul	11/17		24	2-8	.250	0-3	.000	3-7	.429	0	4	4	5.0	1	0	2	1	0	1	7	12.0
NIAGARA	11/20		27	9-14	.643	2-3	.667	0-0	.000	0	4	4	4.8	1	0	5	1	0	3	20	14.0
NORTH TEXAS	11/23		26	4-11	.364	0-3	.000	2-2	1.000	1	4	5	4.8	0	0	3	0	0	2	10	13.2
HARTFORD	11/25		27	4-11	.364	2-5	.400	1-2	.500	0	2	2	4.3	2	0	0	1	1	1	11	12.8
at Miami	11-30		18	2-9	.222	0-3	.000	0-1	.000	1	2	3	4.1	0	0	2	2	0	3	4	11.6
MORGAN ST	12/3		26	2-14	.143	1-4	.250	7-8	.875	1	3	4	4.1	2	0	3	1	0	0	12	11.6
CCSU	12/6		23	6-9	.667	2-3	.667	2-3	.667	0	4	4	4.1	1	0	3	1	0	4	16	12.1
at Stony Brook	12/10		31	6-12	.500	2-6	.333	7-9	.778	0	6	6	4.3	0	0	2	1	0	1	21	13.0
FDU	12/14	*	35	4-11	.364	0-4	.000	0-5	.000	1	4	5	4.4	2	0	7	1	0	0	8	12.5
vs FORDHAM	12/18	*	33	4-11	.364	1-3	.333	2-2	1.000	0	4	4	4.3	0	0	3	3	0	1	11	12.4
at Seton Hall	12/23	*	36	5-14	.357	1-3	.333	5-5	1.000	0	4	4	4.3	1	0	2	2	0	1	16	12.7
at Wisconsin	12/27	*	28	4-14	.286	3-5	.600	0-2	.000	2	3	5	4.4	1	0	1	1	0	2	11	12.6
PSU	01/01	*	25	1-8	.125	0-3	.000	0-0	.000	0	2	2	4.2	0	0	2	2	0	1	2	11.9
at Michigan St	1/4	*	29	6-12	.500	1-2	.500	2-4	.500	0	1	1	4.0	1	0	1	1	0	2	15	12.1
at Iowa	01/08	*	36	5-16	.313	1-6	.167	2-2	1.000	1	4	5	4.1	0	0	2	4	0	1	13	12.1
NW	1/12	*	31	2-14	.143	0-5	.000	4-4	1.000	1	1	2	3.2	3	0	1	1	1	0	8	11.9
at Indiana	01/15	*	18	0-3	.000	0-2	.000	0-0	.000	0	2	2	3.8	0	0	0	3	0	0	0	11.3
NEBRASKA	1/21	*	24	4-9	.444	3-3	1.000	0-0	.000	0	3	3	3.8	1	0	0	1	0	0	11	11.3
at Maryland	01/24	*	34	5-11	.455	2-5	.400	2-3	.667	1	3	4	3.8	1	0	0	2	0	2	14	11.4
vs Wisconsin	01/28	*	36	3-12	.250	1-4	.250	6-7	.857	0	7	7	4.0	1	0	3	0	0	1	13	11.5
IOWA	1/31	*	6	0-4	.000	0-1	.000	0-0	.000	0	2	2	3.9	0	0	0	0	0	0	0	11.0

JOHNSON'S CAREER STATISTICS

Season	GP-GS	Min	—TOTAL—		Pct	—3-PTS—		Pct	FT	FTA	Pct	—REBOUNDS—			Avg	PF	FO	A	TO	Blk	Stl	Pts	Avg
			FG	FGA		3FG	3FGA					Off	Def	Tot									
2013-14 [KSU]	30-0	414	41	111	.369	17	62	.274	25	37	.676	14	30	44	1.5	40	0	48	26	1	23	124	4.1
2014-15 [KSU]	32-7	572	51	128	.398	20	59	.339	43	64	.672	11	41	52	1.6	34	0	55	32	0	32	165	5.2
2016-17	23-13	622	86	244	.352	23	83	.277	57	83	.687	12	77	89	3.9	20	0	50	32	2	29	252	11.0
TOTAL	85-20	1608	178	483	.369	60	204	.294	125	184	.679	37	148	185	2.2	94	0	153	90	3	84	541	6.4



#2 SHAQUILLE DOORSON

CENTER • REDSHIRT SOPHOMORE • 7-0 • 270

CANARIAS BASKETBALL ACADEMY • AMSTERDAM, THE NETHERLANDS

Courtsides:

One word to describe Coach Pikiell:Intense
Favorite Rutgers basketball player, past or present:Rick Dadika
Favorite Class:Staffing
Favorite place hang out on campus:Dining Hall
Favorite professional athlete:Shaquille O'Neal
Favorite professional sports team:Los Angeles Lakers
Few people know that I:am addicted to video games
Person who had the greatest influence on athletics career:Mom
When he started playing basketball:9 years ago
Why he selected jersey number:2 is his favorite number
Favorite Cereal:Smacks
Gameday Rituals:Focus by listening to music

CAREER HIGHS

Points 6 at Seton Hall (12-6-14)
FGM 3 at Seton Hall (12-6-14)
FGA 5 (2x) last vs. Ohio State (2-8-15)
3FGM
3FGA
FTs 1 (2x) last vs. FDU (12/14/16)
FTAs 3 vs. FDU (12/14/16)
Rebounds 8 at Seton Hall (12-6-14)
Assists 2 at Iowa (2-19-15)
Blocks 3 vs. CCSU (12/6/16)
Steals 1 (3x) last at Michigan State (1/4/17)
Minutes 18 vs. Sacred Heart (12-23-14)

2016-17 SEASON HIGHS

Points 5 vs. FDU (12/14/16)
FGM 2 (2x) last vs. FDU (12/14/16)
FGA 3 (2x) last vs. FDU (12/14/16)
3FGM
3FGA
FTs 2 at Maryland (1-24-17)
FTAs 3 vs. FDU (12/14/16)
Rebounds 4 at Miami (11/30/16)
Assists 1 vs. Drexel (11/13/16)
Blocks 3 vs. CCSU (12/6/16)
Steals 1 (3x) last vs. Wisconsin (1/28/17)
Minutes 16 vs. Wisconsin (1/28/17)

CATEGORY STATS

Category	14-15	16-17	Career	Last Time
10-Plus Points.....	0	0	0	
5-Plus Rebounds.....	3	0	3	Ohio State (2-8-15)
10-Plus Rebounds.....	0	0	0	

DOORSON'S 2016-17 GAME-BY-GAME STATISTICS

Opponent	Date	GS	Min	—TOTAL—		—3-PTS—		FT-FTA	Pct	—REBOUNDS—			Avg	PF	FO	A	TO	Blk	Stl	Pts	Avg
				FG-FGA	Pct	3FG-FGA	Pct			Off	Def	Tot									
MOLLOY	11/11	1	0-0	.000	0-0	.000	0-0	.000	0	0	0	0	0.0	2	0	0	0	0	0	0	0.0
DREXEL	11/13	15	0-1	.000	0-0	.000	0-0	.000	0	1	1	2	1.0	2	0	1	0	0	0	0	0.0
at DePaul	11/17	6	1-1	1.000	0-0	.000	0-0	.000	1	0	1	1	1.0	3	0	0	1	0	0	2	0.7
NIAGARA	11/20	5	1-2	.500	0-0	.000	0-0	.000	0	0	0	0	0.8	0	0	0	1	0	0	2	1.0
NORTH TEXAS	11/23	2	0-0	.000	0-0	.000	0-0	.000	1	0	1	1	0.8	0	0	0	0	0	0	0	0.8
at Miami	11-30	9	2-3	.667	0-0	.000	0-0	.000	3	1	4	4	1.3	0	0	0	0	1	0	4	1.3
MORGAN ST	12/3	11	0-0	.000	0-0	.000	0-0	.000	0	2	2	2	1.4	2	0	0	1	2	0	0	1.1
CCSU	12/6	11	1-1	1.000	0-0	.000	0-0	.000	0	1	1	1	1.4	1	0	0	0	3	1	2	1.3
at Stony Brook	12/10	3	0-0	.000	0-0	.000	0-0	.000	0	0	0	0	1.2	1	0	0	1	0	0	0	1.1
FDU	12/14	7	2-3	.667	0-0	.000	1-3	.333	1	1	2	2	1.3	0	0	0	0	0	0	5	1.5
vs FORDHAM	12/18	5	0-0	.000	0-0	.000	0-2	.000	0	0	0	0	1.2	0	0	0	0	0	0	0	1.4
at Seton Hall	12/23	3	0-0	.000	0-0	.000	0-0	.000	0	0	0	0	1.1	2	0	0	0	0	0	0	1.3
at Wisconsin	12/27	13	0-0	.000	0-0	.000	0-0	.000	0	2	2	2	1.2	0	0	0	0	0	0	0	1.2
PSU	01/01	15	0-0	.000	0-0	.000	0-0	.000	0	3	3	3	1.3	2	0	0	2	1	0	0	1.1
at Michigan St	1/4	8	0-1	.000	0-0	.000	0-2	.000	2	0	2	2	1.3	2	0	0	0	0	1	0	1.0
at Iowa	01/08	2	0-0	.000	0-0	.000	0-0	.000	0	0	0	0	1.3	0	0	1	0	0	0	0	0.9
NW	1/12	3	0-2	.000	0-0	.000	0-0	.000	1	0	1	1	1.3	0	0	0	0	1	0	0	0.9
at Indiana	01/15	5	0-0	.000	0-0	.000	0-0	.000	0	1	1	1	1.2	1	0	0	0	1	0	0	0.8
at Maryland	01/24	3	1-2	.500	0-0	.000	2-2	1.000	2	0	2	2	1.3	0	0	0	0	0	0	4	1.0
vs Wisconsin	01/28	16	0-0	.000	0-0	.000	0-2	.000	0	0	0	0	1.2	1	0	0	0	0	1	0	1.0
IOWA	1/31	10	1-2	.500	0-0	.000	0-0	.000	2	0	2	2	1.2	1	0	0	1	1	0	2	1.0

DOORSON'S CAREER STATISTICS

Season	GP-GS	Min	—TOTAL—		Pct	—3-PTS—		Pct	FT	FTA	Pct	—REBOUNDS—			Avg	PF	FO	A	TO	Blk	Stl	Pts	Avg
			FG	FGA		3FG	3FGA					Off	Def	Tot									
2014-15	29-0	298	21	44	.477	0	0	.000	3	13	.231	31	33	64	2.2	41	0	4	12	13	1	45	1.6
2015-16	Did not play (medical redshirt)																						
2016-17	21-0	153	9	18	.500	0	0	.000	3	11	.273	14	12	26	1.2	20	0	2	7	10	3	21	1.0
TOTAL	50-0	451	30	62	.484	0	0	.000	6	24	.250	45	45	90	1.8	61	0	6	19	23	4	66	1.3



#3 COREY SANDERS

GUARD • SOPHOMORE • 6-2 • 181
WEST OAKS ACADEMY • LAKELAND, FLA.

Courtsides:

One word to describe Coach Pikiell: Energy
Best friend on another college team: Dwayne Bacon (Florida State)
Best player ever faced: Justin Robinson (Monmouth)
If I wasn't playing basketball, I'd be: Rapping
Favorite professional athlete: Cam Newton
Favorite professional sports team: Golden State Warriors
Person you most admire: Grandmother
One word to describe yourself on the court: Exciting
One word to describe yourself off the court: Exciting
Person who had greatest influence on athletics career: Grandmother
Age he started playing basketball: 2
Why he chose Rutgers: Change the culture
Why he selected jersey number: 3 is his favorite number
Favorite cereal: Fruity Pebbles
Favorite Movie: The Wood
Best Actor to play him in a movie: Corey Sanders
Favorite Musician: 1KPG
First song you knew all the words to: ABC's
Famous people he has met: Shaq, Swiss Beats, Sway

CAREER HIGHS

Points 39 vs. Illinois (2-3-16)
FGM 14 vs. Illinois (2-3-16)
FGA 33 vs. Illinois (2-3-16)
3FGM 4 (3x) last at Ohio State (1-13-16)
3FGA 11 vs. Illinois (2-3-16)
FTs 9 (2x) last vs. Illinois (2-3-16)
FTAs 13 vs. Illinois (2-3-16)
Assists 12 vs. Illinois (2-3-16)
Rebounds 8 vs. Illinois (2-3-16)
Blocks 2 vs. DePaul (11/17/16)
Steals 3 vs. Nebraska (1-21-17)
Minutes 51 vs. Illinois (2-3-16)

2016-17 SEASON HIGHS

Points 25 vs. Nebraska (1-21-17)
FGM 11 vs. Nebraska (1-21-17)
FGA 19 at Maryland (1-24-17)
3FGM 2 at Michigan State (1-4-17)
3FGA 3 (4x) last vs. Northwestern (1-12-17)
FTs 6 vs. Drexel (11-13-16)
FTAs 8 (2x) last at Maryland (1-24-17)
Rebounds 6 (3x) last vs. Fordham (12/18/16)
Assists 10 vs. Hartford (11/25/16)
Blocks 3 vs. Nebraska (1-21-17)
Steals 6 vs. Hartford (11/25/16)
Minutes 37 at Indiana (1-15-17)

CATEGORY STATS

Category	15-16	16-17	Career	Last Time
10-Plus Points	22	15	37	Wisconsin (1-28-17)
20-Plus Points	8	2	10	Nebraska (1-21-17)
30-Plus Points	1	0	1	Illinois (2-3-16)
5-Plus Assists	12	5	17	Iowa (1-18-17)
10-Plus Assists	1	1	2	Hartford (11-25-16)
5-Plus Rebounds	6	6	12	Nebraska (1-21-17)
5-Plus Steals	0	2	2	CCSU (12-6-16)
Double-Doubles	1	0	1	Illinois (2-3-16)

SANDERS' 2016-17 GAME-BY-GAME STATISTICS

Opponent	Date	GS	Min	—TOTAL—			—3-PTS—			—REBOUNDS—			Avg	PF	FO	A	TO	Blk	Stl	Pts	Avg
				FG	FGA	Pct	3FG	3FGA	Pct	FT	FTA	Pct									
MOLLOY	11/11	*	32	2-5	.400	0-1	.000	2-5	.400	0	3	3	3.0	1	0	8	2	0	3	6	6.0
DREXEL	11/13	*	24	2-11	.182	1-2	.500	6-8	.750	1	2	3	3.0	3	0	3	4	0	1	11	8.5
at DePaul	11/17	*	27	5-13	.385	0-2	.000	5-6	.833	0	0	0	2.0	4	0	2	2	2	0	15	10.7
NIAGARA	11/20	*	20	3-9	.333	0-2	.000	3-4	.750	1	5	6	3.0	4	1	3	2	0	0	9	10.3
NORTH TEXAS	11/23	*	34	4-13	.308	0-3	.000	1-1	1.000	2	4	6	3.6	1	0	6	1	0	0	9	10.0
HARTFORD	11/25	*	30	3-11	.273	0-1	.000	1-1	1.000	0	4	4	3.7	3	0	10	3	0	6	7	9.5
at Miami	11-30	*	33	6-16	.375	0-1	.000	0-0	.000	0	3	3	3.6	0	0	2	4	0	1	12	9.9
MORGAN ST	12/3	*	35	1-8	.125	0-3	.000	2-4	.500	0	5	5	3.8	2	0	4	1	1	3	4	9.1
CCSU	12/6	*	24	6-9	.667	0-1	.000	2-3	.667	0	1	1	3.4	0	0	3	1	0	5	14	9.7
at Stony Brook	12/10	*	26	6-10	.600	1-2	.500	0-0	.000	0	4	4	3.5	4	0	1	4	0	2	13	10.0
FDU	12/14	*	26	6-11	.545	0-1	.000	3-4	.750	0	2	2	3.4	0	0	1	0	1	1	15	10.5
vs FORDHAM	12/18	*	34	3-6	.500	1-1	1.000	0-0	.000	0	6	6	3.6	3	0	5	6	1	0	7	10.2
at Seton Hall	12/23	*	30	8-14	.571	0-0	.000	1-3	.333	1	1	2	3.5	1	0	2	3	1	1	17	10.7
at Wisconsin	12/27		23	1-11	.091	0-1	.000	2-2	1.000	0	2	2	3.4	1	0	3	0	0	0	4	10.2
PSU	01/01		23	3-10	.300	0-1	.000	4-4	1.000	1	2	3	3.3	4	0	1	2	0	1	10	10.2
at Michigan St	1/4	*	36	9-16	.563	2-3	.667	2-4	.500	0	5	5	3.4	1	0	0	3	0	2	22	10.9
at Iowa	01/08	*	36	6-17	.353	1-2	.500	0-2	.000	1	2	3	3.4	4	0	5	4	0	2	13	11.1
NW	1/12	*	33	7-17	.412	0-3	.000	4-8	.500	2	1	3	3.0	2	0	4	2	1	1	18	11.4
at Indiana	01/15	*	37	7-14	.500	1-2	.500	2-5	.400	0	4	4	3.4	0	0	4	3	1	0	17	11.7
NEBRASKA	1/21	*	32	11-18	.611	0-1	.000	3-5	.600	1	4	5	3.5	2	0	4	4	3	1	25	12.4
at Maryland	01/24	*	36	5-19	.263	1-2	.500	4-8	.500	2	1	3	3.5	3	0	3	4	0	1	15	12.5
vs Wisconsin	01/28	*	38	6-17	.353	1-2	.500	2-2	1.000	0	3	3	3.5	1	0	1	3	0	1	15	12.6
IOWA	1/31	*	22	3-9	.333	0-4	.000	2-2	1.000	0	3	3	3.4	2	0	2	5	0	0	8	12.4

SANDERS' CAREER STATISTICS

SANDERS' CAREER STATISTICS																							
Season	GP-GS	Min	—TOTAL—		Pct	—3-PTS—			FT	FTA	Pct	—REBOUNDS—			Avg	PF	FO	A	TO	Blk	Stl	Pts	Avg
			FG	FGA		3FG	3FGA	Pct				Off	Def	Tot									
2015-16	27-24	902	156	369	.423	41	130	.315	77	108	.713	13	75	88	3.3	47	0	115	83	5	48	430	15.9
2016-17	23-21	691	113	284	.398	9	41	.220	51	81	.630	12	67	79	3.4	46	1	77	63	11	32	286	12.4
TOTAL	50-45	1593	269	653	.412	50	171	.292	128	189	.677	25	142	167	3.3	93	1	192	146	16	80	716	14.3



#4 JONATHAN LAURENT

FORWARD • SOPHOMORE • 6-6 • 216

DR. PHILLIPS HS • ORLANDO, FLA.

Courtsides:

One word to describe Coach Pikiell: Energy
Best friend on another collegiate team: CJ Williamson (Florida Gulf Coast)
Best player ever faced: Andrew Wiggins
Favorite place to hang out on campus: The gym
Favorite professional athlete: Paul George
Favorite professional sports team: Boston Celtics
Few people know that I: like to sing
Person who had the greatest influence on athletics career: His pops, Scott Golden
When he started playing basketball: Seventh grade
Favorite Cereal: Cinnamon Toast Crunch
Favorite Movie: 8 Mile
Favorite Musician/Group: Kodak, 21 Savage, 1KPG
Famous people he has met: James Harden
Gameday ritual: Pray before the game

CAREER HIGHS

Points 23 vs. Illinois (2-3-16)
FGM 9 vs. Illinois (2-3-16)
FGA 14 vs. Illinois (2-3-16)
3FGM 2 vs. CCSU (12-8-15)
3FGA 4 vs. CCSU (12-8-15)
FTs 11 at Northwestern (2-27-16)
FTAs 14 at Northwestern (2-27-16)
Rebounds 15 (2x) last vs. Penn State (2-20-16)
Assists 2 (4x) last vs. North Texas (11-23-16)
Blocks 3 at Illinois (2-2-16)
Steals 2 (4x) last vs. Penn State (1-1-17)
Minutes 50 vs. Illinois (2-3-16)

CATEGORY STATS

Category	15-16	16-17	Career	Last Time
10-Plus Points	10	1	11	Drexel (11-13-16)
20-Plus Points	1	0	1	Illinois (2-3-16)
5-Plus Rebounds	12	4	16	Wisconsin (12-27-16)
10-Plus Rebounds	3	0	3	Penn State (2-20-16)
Double-Doubles	3	0	3	Penn State (2-20-16)

2016-17 SEASON HIGHS

Points 15 vs. Drexel (11-13-16)
FGM 6 vs. Drexel (11-13-16)
FGA 8 vs. Drexel (11-13-16)
3FGM 3 vs. Drexel (11-13-16)
3FGA 3 vs. Drexel (11-13-16)
FTs 3 vs. Molloy (11-11-16)
FTAs 5 vs. Molloy (11-11-16)
Rebounds 6 at Seton Hall (12-23-16)
Assists 2 vs. North Texas (11-23-16)
Blocks 1 vs. Niagara (11-20-16)
Steals 2 (2x) last vs. Penn State (1-1-17)
Minutes 28 vs. DePaul (11-17-16)

LAURENT'S 2016-17 GAME-BY-GAME STATISTICS

Opponent	Date	GS	Min	—TOTAL—		—3-PTS—		FT-FTA	Pct	—REBOUNDS—			Avg	PF	FO	A	TO	Blk	Stl	Pts	Avg
				FG-FGA	Pct	3FG-FGA	Pct			Off	Def	Tot									
MOLLOY	11/11	*	19	2-4	.500	0-2	.000	3-5	.600	0	2	2	2.0	3	0	1	3	0	0	7	7.0
DREXEL	11/13	*	27	6-8	.750	3-3	1.000	0-1	.000	1	4	5	3.5	2	0	1	3	0	1	15	11.0
at DePaul	11/17	*	28	2-6	.333	0-1	.000	2-2	1.000	2	4	6	4.3	2	0	0	2	0	2	6	9.3
NIAGARA	11/20	*	18	2-7	.286	0-1	.000	0-0	.000	0	7	7	5.0	2	0	1	1	1	1	4	8.0
NORTH TEXAS	11/23	*	15	1-2	.500	0-1	.000	0-0	.000	0	1	1	4.2	1	0	2	0	0	1	2	6.8
HARTFORD	11/25	*	10	0-2	.000	0-1	.000	1-2	.500	0	2	2	3.8	1	0	1	1	0	0	1	5.8
at Miami	11-30	*	22	0-3	.000	0-1	.000	4-4	1.000	1	3	4	3.9	2	0	1	0	0	1	4	5.6
MORGAN ST	12/3	*	8	1-2	.500	0-1	.000	0-0	.000	0	1	1	3.5	0	0	1	1	0	0	2	5.1
CCSU	12/6	*	12	2-3	.667	0-0	.000	0-0	.000	0	3	3	3.4	4	0	0	2	0	0	4	5.0
at Stony Brook	12/10	*	6	0-0	.000	0-0	.000	0-0	.000	0	1	1	3.2	1	0	0	0	0	0	0	4.5
FDU	12/14		10	0-2	.000	0-1	.000	0-0	.000	0	0	0	2.9	0	0	0	0	0	0	0	4.1
vs FORDHAM	12/18	*	16	2-3	.667	0-0	.000	0-0	.000	1	1	2	2.8	0	0	0	1	1	0	4	4.1
at Seton Hall	12/23		17	0-0	.000	0-0	.000	4-4	1.000	1	5	6	3.1	0	0	0	2	1	0	4	4.1
at Wisconsin	12/27		8	1-2	.500	0-0	.000	0-0	.000	2	3	5	3.2	4	0	0	2	0	0	2	3.9
PSU	01/01		16	2-4	.500	0-0	.000	0-0	.000	0	2	2	3.1	2	0	0	3	0	2	4	3.9
at Michigan St	1/4		4	0-0	.000	0-0	.000	0-0	.000	1	1	2	3.1	0	0	0	0	0	0	0	3.7
at Iowa	01/08		17	4-6	.667	0-0	.000	0-0	.000	1	0	1	2.9	3	0	1	1	0	0	8	3.9
NW	1/12		8	1-2	.500	0-0	.000	0-0	.000	0	0	0	2.7	2	0	0	1	0	1	2	3.6
at Indiana	01/15		18	2-2	1.000	0-0	.000	0-0	.000	0	3	3	2.8	1	0	0	0	0	0	4	3.8
NEBRASKA	1/21		19	0-2	.000	0-0	.000	0-0	.000	0	4	4	2.9	1	0	0	0	1	1	0	3.7
at Maryland	01/24		6	0-1	.000	0-0	.000	0-0	.000	0	0	0	2.7	0	0	0	0	0	0	0	3.5

LAURENT'S CAREER STATISTICS

Season	GP-GS	Min	—TOTAL—		Pct	—3-PTS—		Pct	FT	FTA	Pct	—REBOUNDS—			Avg	PF	FO	A	TO	Blk	Stl	Pts	Avg
			FG	FGA		3FG	3FGA					Off	Def	Tot									
2015-16	27-12	655	79	170	.465	6	25	.240	54	74	.730	32	106	138	5.1	61	1	23	43	5	13	218	8.1
2016-17	21-11	304	28	61	.459	3	12	.250	14	18	.778	10	47	57	2.7	31	0	9	23	4	10	73	3.5
TOTAL	48-23	959	107	231	.463	9	37	.243	68	92	.739	42	153	195	4.1	92	1	32	66	9	23	291	6.1



#5 MIKE WILLIAMS

GUARD • JUNIOR • 6-2 • 198
BISHOP LOUGHLIN • BROOKLYN, N.Y.

Courtsides:

One word to describe Coach Pikiell: Energetic
Favorite Rutgers basketball player, past or present: Myles Mack
Best friend on another collegiate team: ..Khadeen Carrington (Seton Hall), Eric Paschall (Villanova)
Best player ever faced: Kemba Walker
Favorite Class/Subject: Police (Criminal Justice Major)
If I wasn't playing basketball, I'd be: A lawyer
Favorite professional athlete: Klay Thompson
Favorite professional sports team: Cleveland Cavaliers
Few people know that I:..... can draw
Person who had the greatest influence on athletics career: Kobe Bryant
When he started playing basketball: Age 3
Favorite Cereal: Frosted Flakes
Favorite Movie: Space Jam
Favorite Musician/Group: A Boogie
First song he knew all the words to: Juicy by Notorious B.I.G
Gameday Rituals: Listen to gospel

CAREER HIGHS

Points 29 vs. Minnesota (3-5-16)
FGM 9 vs. Sacred Heart (12-23-14)
FGA 18 vs. Rutgers-Newark (11-13-15)
3FGM 6 vs. Minnesota (3-5-16)
3FGA 9 vs. St. Peter's (11-25-14)
FTs 9 vs. Minnesota (3-5-16)
FTAs 10 vs. Minnesota (3-5-16)
Rebounds 11 vs. Rutgers-Newark (11-13-15)
Assists 7 vs. CCSU (12/6/16)
Blocks 2 (6x) last vs. North Texas (11/23/16)
Steals 5 vs. Rutgers-Newark (11-13-15)
Minutes 40 vs. Illinois (2-3-16)

2016-17 SEASON HIGHS

Points 19 vs. Fordham (12-18-16)
FGM 7 vs. Fordham (12-18-16)
FGA 17 vs. Penn State (1/1/17)
3FGM 5 vs. Molloy (11-11-16)
3FGA 10 vs. Penn State (1/1/17)
FTs 5 vs. DePaul (1-17-17)
FTAs 6 vs. Penn State (1/1/17)
Rebounds 10 vs. Penn State (1/1/17)
Assists 7 vs. CCSU (12/6/16)
Blocks 2 vs. North Texas (11/23/16)
Steals 4 (2x) last last vs. Iowa (1/31/16)
Minutes 32 (2x) last vs. Iowa (1/31/16)

CATEGORY STATS

Category	14-15	15-16	16-17	Career	Last Time
10-Plus Points	7	18	11	36	Iowa (1/31/17)
20-Plus Points	1	4	0	5	Minnesota (3/5/16)
5-Plus Rebounds	2	7	13	22	Iowa (1/31/17)
10-Plus Rebounds	0	2	3	3	Penn State (1/7/17)
5-Plus Steals	0	1	0	1	Rutgers-Newark (11/13/15)
DoubleDoubles	0	2	1	3	Penn State (1/7/17)

WILLIAMS' 2016-17 GAME-BY-GAME STATISTICS

Opponent	Date	GS	Min	—TOTAL—		—3-PTS—		FT-FTA	Pct	—REBOUNDS—			Avg	PF	FO	A	TO	Blk	Stl	Pts	Avg
				FG-FGA	Pct	3FG-FGA	Pct			Off	Def	Tot									
MOLLOY	11/11	22	5-8	.625	5-8	.625	2-2	1.000	2	2	2	2.0	3	0	1	1	0	0	1	17	17.0
DREXEL	11/13	23	2-8	.250	0-5	.000	0-0	.000	2	3	5	3.5	0	0	1	1	0	0	4	10.5	
at DePaul	11/17	26	4-7	.571	1-2	.500	5-5	1.000	4	5	9	5.3	1	0	0	0	0	0	14	11.7	
NIAGARA	11/20	26	3-8	.375	2-6	.333	4-4	1.000	2	3	5	5.3	4	0	3	0	0	1	12	11.8	
NORTH TEXAS	11/23	24	4-8	.500	2-5	.400	0-1	.000	3	3	6	5.4	3	0	1	1	2	0	10	11.4	
HARTFORD	11/25	23	2-6	.333	1-3	.333	2-4	.500	2	1	3	5.0	3	0	2	2	0	1	7	10.7	
at Miami	11/30	19	6-9	.667	3-6	.500	1-2	.500	0	0	0	4.3	2	0	0	0	0	4	16	11.4	
MORGAN ST	12/3	30	4-10	.400	1-5	.200	1-2	.500	2	4	6	4.5	0	0	0	1	0	1	10	11.3	
CCSU	12/6	23	4-7	.571	0-2	.000	0-0	.000	0	1	1	4.1	1	0	7	1	0	2	8	10.9	
at Stony Brook	12/10	29	3-6	.500	1-4	.250	2-3	.667	0	3	3	4.0	2	0	1	2	0	1	9	10.7	
FDU	12/14	26	4-8	.500	2-4	.500	5-6	.833	2	2	4	4.0	3	0	1	0	0	1	15	11.1	
vs FORDHAM	12/18	25	7-12	.583	2-4	.500	3-5	.600	1	5	6	4.2	4	0	1	0	0	0	19	11.8	
at Seton Hall	12/23	28	2-6	.333	2-6	.333	1-2	.500	0	5	5	4.2	5	1	1	2	1	1	7	11.4	
at Wisconsin	12/27 *	27	6-10	.600	4-5	.800	2-2	1.000	4	4	8	4.5	3	0	1	2	1	0	18	11.9	
PSU	01/01 *	32	5-17	.294	3-10	.300	3-6	.500	1	9	10	4.9	1	0	1	3	0	2	16	12.1	
at Michigan St	1/4	16	1-4	.250	0-1	.000	0-0	.000	0	0	0	4.6	2	0	0	0	1	0	2	11.5	
at Iowa	01/08	20	0-4	.000	0-3	.000	0-0	.000	2	2	4	4.5	2	0	0	3	0	0	0	10.8	
NW	1/12	21	2-8	.250	0-3	.000	1-1	1.000	3	1	4	5.2	3	0	0	0	1	0	5	10.5	
at Indiana	01/15	19	2-5	.400	0-1	.000	3-3	1.000	1	2	3	4.4	2	0	0	2	0	0	7	10.3	
NEBRASKA	1/21	24	0-4	.000	0-1	.000	2-2	1.000	1	4	5	4.5	1	0	0	0	0	2	2	9.9	
at Maryland	01/24	24	1-7	.143	0-3	.000	0-1	.000	4	1	5	4.5	2	0	1	1	1	0	2	9.5	
vs Wisconsin	01/28	29	2-7	.286	1-1	1.000	2-2	1.000	2	5	7	4.6	2	0	0	1	1	1	7	9.4	
IOWA	1/31	32	5-15	.333	2-4	.500	4-4	1.000	6	3	9	4.8	2	0	4	1	0	4	16	9.7	

WILLIAMS' CAREER STATISTICS

Season	GP-GS	Min	—TOTAL—		Pct	—3-PTS—		Pct	FT	FTA	Pct	—REBOUNDS—			Avg	PF	FO	A	TO	Blk	Stl	Pts	Avg
			FG	FGA		3FG	3FGA					Off	Def	Tot									
2014-15	29-11	643	66	206	.320	24	100	.240	28	36	.778	20	45	65	2.2	60	2	34	20	15	21	184	6.3
2015-16	32-28	867	128	337	.380	50	158	.316	86	108	.796	32	80	112	3.5	71	2	36	49	14	33	392	12.3
2016-17	23-2	568	74	184	.402	32	92	.348	43	57	.754	44	66	110	4.8	51	1	26	24	8	22	223	9.7
TOTAL	84-41	2078	268	727	.369	106	350	.303	157	201	.781	96	191	287	3.4	182	5	96	93	37	76	799	9.5



#11 EUGENE OMORUYI

FORWARD • FRESHMAN • 6-6 • 230
ORANGEVILLE PREP • REXDALE, ONTARIO

Courtsides:

One word to describe Coach Pikiell: Mentor
Best friend on another collegiate team:Derek Ogbeide (Georgia)
Best player ever faced:Thon Maker
Favorite Class/Subject:English
Favorite place to hang out on campus: RAC
If I wasn't playing basketball, I'd be:A nurse
Favorite professional athlete: Cristiano Ronaldo
Favorite professional sports team:Manchester United
One word to describe yourself on the court:Aggressive
One word to describe yourself off the court: Funny
When he started playing basketball: 10th grade
Favorite Cereal: Captain Crunch
Favorite Movie: Home Alone
Best actor to play him in a movie: Eddie Murphy
Favorite Musician: Drake
Gameday Rituals: Listen to music
Favorite all-time holiday present: iPhone

SEASON/CAREER HIGHS

Points7 vs. Northwestern (1-12-17)
FGM3 vs. Northwestern (1-12-17)
FGA7 vs. Northwestern (1-12-17)
3FGM
3FGA1 (9x) last vs. Wisconsin (1-28-17)
FTs4 vs. Molloy (11-11-16)
FTAs4 (3x) last at Michigan State (1-4-17)
Rebounds8 vs. Fordham (12-18-16)
Assists4 (2x) last vs. Iowa (1/31/17)
Blocks2 vs. Fordham (12-18-16)
Steals3 at Miami (11-30-16)
Minutes24 at Indiana (1-15-17)

OMORUYI'S 2016-17 GAME-BY-GAME STATISTICS

Opponent	Date	GS	Min	—TOTAL—		—3-PTS—		FT-FTA	Pct	—REBOUNDS—			Avg	PF	FO	A	TO	Blk	Stl	Pts	Avg
				FG-FGA	Pct	3FG-FGA	Pct			Off	Def	Tot									
MOLLOY	11/11		15	1-3	.333	0-0	.000	4-4	1.000	2	3	5	5.0	1	0	4	1	0	1	6	6.0
DREXEL	11/13		6	1-2	.500	0-1	.000	0-1	.000	0	0	0	2.5	0	0	2	0	0	0	2	4.0
at DePaul	11/17		4	0-1	.000	0-0	.000	0-0	.000	1	0	1	2.0	1	0	0	1	0	0	0	2.7
NIAGARA	11/20		13	2-5	.400	0-1	.000	2-2	1.000	3	1	4	2.5	3	0	2	0	1	0	6	3.5
NORTH TEXAS	11/23		10	1-2	.500	0-1	.000	0-0	.000	1	1	2	2.4	0	0	2	3	0	0	2	3.2
HARTFORD	11/25		7	1-1	1.000	0-0	.000	0-0	.000	2	0	2	2.3	1	0	0	3	0	0	2	3.0
at Miami	11-30		11	0-3	.000	0-1	.000	2-2	1.000	0	0	0	2.0	3	0	2	0	0	3	2	2.9
MORGAN ST	12/3		9	0-2	.000	0-1	.000	0-1	.000	0	1	1	1.9	0	0	0	0	0	1	0	2.5
CCSU	12/6		13	1-1	1.000	0-0	.000	0-0	.000	1	4	5	2.2	1	0	3	1	0	0	2	2.4
at Stony Brook	12/10		5	0-0	.000	0-0	.000	0-0	.000	0	1	1	2.1	2	0	0	3	0	1	0	2.2
FDU	12/14		7	2-3	.667	0-0	.000	0-0	.000	1	1	2	2.1	2	0	1	1	0	0	4	2.4
vs FORDHAM	12/18		15	0-5	.000	0-0	.000	0-0	.000	4	4	8	2.6	1	0	3	0	2	0	0	2.2
at Seton Hall	12/23	*	8	0-0	.000	0-0	.000	2-4	.500	1	1	2	2.5	2	0	0	0	0	2	2	2.2
at Wisconsin	12/27	*	10	0-2	.000	0-1	.000	0-0	.000	0	0	0	2.4	1	0	1	1	0	0	0	2.0
PSU	01/01	*	16	0-3	.000	0-1	.000	0-0	.000	1	1	2	2.3	1	0	1	1	0	0	0	1.9
at Michigan St	1/4	*	17	0-4	.000	0-0	.000	3-4	.750	3	1	4	2.4	2	0	0	2	0	0	3	1.9
at Iowa	01/08	*	5	0-0	.000	0-0	.000	0-0	.000	0	0	0	2.3	0	0	0	0	0	0	0	1.8
NW	1/12	*	21	3-7	.429	0-0	.000	1-2	.500	2	1	3	1.8	1	0	0	2	0	0	7	2.1
at Indiana	01/15	*	24	1-2	.500	0-0	.000	2-2	1.000	0	1	1	2.3	2	0	0	2	1	0	4	2.2
NEBRASKA	1/21	*	20	1-2	.500	0-1	.000	1-2	.500	0	1	1	2.2	1	0	3	2	1	1	3	2.3
at Maryland	01/24	*	19	1-2	.500	0-0	.000	0-0	.000	1	2	3	2.2	0	0	1	2	0	1	2	2.2
vs Wisconsin	01/28	*	18	2-4	.500	0-1	.000	0-0	.000	1	2	3	2.3	3	0	0	1	1	0	4	2.3
IOWA	1/31	*	12	1-2	.500	0-0	.000	0-0	.000	0	1	1	2.2	0	0	4	3	1	0	2	2.3

OMORUYI'S CAREER STATISTICS

Season	GP-GS	Min	—TOTAL—		Pct	—3-PTS—		Pct	FT	FTA	Pct	—REBOUNDS—			Avg	PF	FO	A	TO	Blk	Stl	Pts	Avg
			FG	FGA		3FG	3FGA					Off	Def	Tot									
2016-17	23-11	285	18	56	.321	0	9	.000	17	24	.708	24	27	51	2.2	28	0	29	29	7	10	53	2.3
TOTAL	23-11	285	18	56	.321	0	9	.000	17	24	.708	24	27	51	2.2	28	0	29	29	7	10	53	2.3



#13 MATT BULLOCK

FORWARD • FRESHMAN • 6-4 • 260
ROSELLE CATHOLIC • ELIZABETH, N.J.

Courtsides:

One word to describe Coach Pikiell: Humble
Best friend on another collegiate team: Chris Silva (South Carolina)
Favorite Class/Subject: English
Favorite place to hang out on campus: RAC
If I wasn't playing basketball, I'd be: playing football or baseball
Favorite professional athlete: Russell Westbrook
Favorite professional sports team: Oklahoma City Thunder
Person he most admires: Brother
One word to describe yourself on the court: Tuned-in
One word to describe yourself off the court: Laid-back
Few people know that I: am crazy athletic
Person that had greatest influence on athletics career: Brother
When he started playing basketball: 6th grade
Why he chose Rutgers: close to home, comfortable, loves Jersey and his family
Favorite Cereal: Rice Krispies
Favorite Movie: Step Brothers
Best actor to play him in a movie: Mike Epps
Favorite Musician/Group: YRN
Gameday Rituals: Pray before and after the game
Favorite all-time holiday present: Basketball hoop and mini-motorcycle

CAREER HIGHS

Points
FGM
FGA 1 vs. Molloy (11-11-16)
3FGM
3FGA 1 vs. Molloy (11-11-16)
FTs
FTAs
Rebounds
Assists
Blocks
Steals
Minutes 3 vs. Molloy (11-11-16)

BULLOCK'S 2016-17 GAME-BY-GAME STATISTICS

Opponent	Date	GS	Min	—TOTAL—		—3-PTS—		FT-FTA	Pct	—REBOUNDS—			Avg	PF	FO	A	TO	Blk	Stl	Pts	Avg
				FG-FGA	Pct	3FG-FGA	Pct			Off	Def	Tot									
MOLLOY	11/11	3		0-1	.000	0-1	.000	0-0	.000	0	0	0	0.0	1	0	0	0	0	0	0	0.0
DREXEL	11/13	1		0-0	.000	0-0	.000	0-0	.000	0	0	0	0.0	0	0	0	0	0	0	0	0.0

BULLOCK'S CAREER STATISTICS

Season	GP-GS	Min	—TOTAL—		Pct	—3-PTS—		Pct	FT	FTA	Pct	—REBOUNDS—			Avg	PF	FO	A	TO	Blk	Stl	Pts	Avg
			FG	FGA		3FG	3FGA					Off	Def	Tot									
2016-17	2-0	4	0	1	.000	0	1	.000	0	0	.000	0	0	0	0.0	1	0	0	0	0	0	0	0.0
TOTAL	2-0	4	0	1	.000	0	1	.000	0	0	.000	0	0	0	0.0	1	0	0	0	0	0	0	0.0



#15 JAKE DADIKA

GUARD • JUNIOR • 6-0 • 165
SPOTSWOOD • MILLTOWN, N.J.

Courtsides:

One word to describe Coach Pikiell:..... Intense
Favorite Rutgers basketball player, past or present:..... Quincy Douby
Best friend on another collegiate team:Matt Farrell (Notre Dame), Austin White (High Point)
Best player ever faced:D'Angelo Russell (Ohio State)
Favorite Class/Subject:Finance
Favorite place to hang out on campus:Livingston Dining Hall
If I wasn't playing basketball, I'd be:playing another sport
Favorite professional athlete:Steve Nash
Favorite professional sports team:Los Angeles Lakers
Person he most admires:Dad
One word to describe yourself on the court:Sharp
One word to describe yourself off the court:Quiet
Person that had greatest influence on athletics career:Dad
When he started playing basketball:age 4
Why he chose Rutgers:Grew up as a big Rutgers fan
Favorite Cereal:Cinnamon Toast Crunch
Favorite Movie:Pulp Fiction
Favorite Musician/Group:Eminem
First song he knew all the words to:Till I Collapse
Favorite all-time holiday present:First phone

CAREER HIGHS

Points 3 vs. GW (12-12-15)
FGM 1 (4x) last vs. Iowa (1/31/17)
FGA 3 (2x) last vs. Purdue (1-18-16)
3FGM 1 vs. GW (12-12-15)
3FGA 2 vs. GW (12-12-15)
FTs 1 (3x) last at Ohio State (1-13-16)
FTAs 2 (3x) last at Ohio State (1-13-16)
Rebounds 2 vs. GW (12-12-15)
Assists 2 (2x) last vs. Iowa (1/31/17)
Blocks.....
Steals 1 (3x) last vs. Iowa (1/31/17)
Minutes 20 vs. Iowa (1/31/17)

2016-17 SEASON HIGHS

Points 2 vs. Iowa (1/31/17)
FGM 1 vs. Iowa (1/31/17)
FGA 2 vs. Iowa (1/31/17)
3FGM
3FGA 1 at Wisconsin (12-27-16)
FTs.....
FTAs.....
Rebounds 1 (2x) last vs. Iowa (1/31/17)
Assists 2 vs. Iowa (1/31/17)
Blocks.....
Steals 1 (2x) last vs. Iowa (1/31/17)
Minutes 20 vs. Iowa (1/31/17)

DADIKA'S 2016-17 GAME-BY-GAME STATISTICS

Opponent	Date	GS	Min	—TOTAL—		—3-PTS—		FT-FTA	Pct	—REBOUNDS—			Avg	PF	FO	A	TO	Blk	Stl	Pts	Avg
				FG-FGA	Pct	3FG-FGA	Pct			Off	Def	Tot									
MOLLOY	11/11		3	0-0	.000	0-0	.000	0-0	.000	0	0	0	0.0	0	0	0	0	0	0	0.0	
DREXEL	11/13		1	0-0	.000	0-0	.000	0-0	.000	0	0	0	0.0	0	0	0	0	0	0	0.0	
CCSU	12/6		4	0-0	.000	0-0	.000	0-0	.000	0	0	0	0.0	0	0	0	0	0	0	0.0	
at Wisconsin	12/27		7	0-1	.000	0-1	.000	0-0	.000	0	1	1	0.3	0	0	0	0	0	0	0.0	
at Michigan St	1/4		2	0-0	.000	0-0	.000	0-0	.000	0	0	0	0.2	0	0	1	0	0	1	0.0	
at Indiana	01/15		1	0-0	.000	0-0	.000	0-0	.000	0	0	0	0.2	0	0	0	0	0	0	0.0	
IOWA	1/31		20	1-2	.500	0-0	.000	0-0	.000	0	1	1	0.3	1	0	2	3	0	1	2.0	

DADIKA'S CAREER STATISTICS

Season	GP-GS	Min	—TOTAL—		Pct	—3-PTS—		Pct	FT	FTA	Pct	—REBOUNDS—			Avg	PF	FO	A	TO	Blk	Stl	Pts	Avg
			FG	FGA		3FG	3FGA					Off	Def	Tot									
2014-15	7-0	39	0	6	.000	0	2	.000	1	2	.500	0	1	1	0.1	4	0	1	3	0	1	1	0.1
2015-16	18-0	84	3	10	.300	1	6	.167	2	4	.500	0	5	5	0.3	8	0	6	5	0	0	9	0.5
2016-17	7-0	38	1	3	.333	0	1	.000	0	0	.000	0	2	2	0.3	1	0	3	3	0	2	2	0.3
TOTAL	32-0	161	4	19	.211	1	9	.111	3	6	.500	0	8	8	0.3	13	0	10	11	0	3	12	0.4



#21 CANDIDO SA

FORWARD • JUNIOR • 6-9 • 227

COLEGIO BARTOLOMEU DIAS / SAN JACINTO COLLEGE • LISBON, PORTUGAL

Courtsides:

One word to describe Coach Pikiell: Energetic
 Best friend on another collegiate team: Gaston Diedhiou (Minnesota)
 Favorite place to hang out on campus: Dining Hall
 Favorite professional athlete: LeBron James
 Person he most admires: Mom
 When he started playing basketball: 2009
 Why he selected his jersey number: Kevin Garnett
 Favorite Musician/Group: J Cole

SEASON/CAREER HIGHS

Points 11 (2x) last vs. FDU (12/14/16)
 FGM 5 vs. Drexel (11-13-16)
 FGA 11 vs. Drexel (11-13-16)
 3FGM 1 vs. Drexel (11-13-16)
 3FGA 3 vs. Drexel (11-13-16)
 FTs 2 (4x) last at Miami (11/30/16)
 FTAs 6 vs. Hartford (11-25-16)
 Assists 2 vs. Northwestern (1-12-17)
 Rebounds 9 vs. Fordham (12-18-16)
 Blocks 5 vs. North Texas (11/23/16)
 Steals 2 vs. CCSU (12/6/16)
 Minutes 24 (3x) last at Wisconsin (12/27/16)

CATEGORY STATS

Category 16-17 Career Last Time
 10-Plus Points 2 2 Fairleigh Dickinson (12-14-16)
 5-Plus Rebounds 6 6 Indiana (1-15-17)
 5-Plus Blocks 1 1 North Texas (11-23-16)

SA'S 2016-17 GAME-BY-GAME STATISTICS

Opponent	Date	GS	Min	[TOTAL]		[3-PTS]		FT-FTA	Pct	[REBOUNDS]			Avg	PF	FO	A	TO	Blk	Stl	Pts	Avg
				FG-FGA	Pct	3FG-FGA	Pct			Off	Def	Tot									
MOLLOY	11/11	14	3-5	.600	0-0	.000	0-0	.000	2	2	4	4.0	4	0	0	0	1	0	1	6	6.0
DREXEL	11/13	23	5-11	.455	1-3	.333	0-0	.000	1	5	6	5.0	1	0	0	0	3	0	11	8.5	
at DePaul	11/17	21	1-5	.200	1-1	1.000	2-2	1.000	1	1	2	4.0	3	0	0	2	0	1	5	7.3	
NIAGARA	11/20	13	1-2	.500	0-0	.000	0-0	.000	2	1	3	3.8	1	0	0	1	4	0	2	6.0	
NORTH TEXAS	11/23	24	1-3	.333	0-1	.000	2-2	1.000	3	3	6	4.2	2	0	0	1	5	0	4	5.6	
HARTFORD	11/25	19	0-1	.000	0-0	.000	2-6	.333	4	3	7	4.7	0	0	0	2	1	0	2	5.0	
at Miami	11-30	22	1-4	.250	0-2	.000	2-3	.667	2	0	2	4.3	4	0	1	1	0	0	4	4.9	
MORGAN ST	12/3	16	2-5	.400	0-1	.000	3-4	.750	1	3	4	4.3	3	0	0	0	1	0	7	5.1	
CCSU	12/6	16	2-5	.400	0-0	.000	1-4	.250	1	3	4	4.2	1	0	0	2	1	2	5	5.1	
at Stony Brook	12/10	15	2-4	.500	0-1	.000	0-1	.000	1	2	3	4.1	1	0	1	0	0	0	4	5.0	
FDU	12/14	16	4-6	.667	2-2	1.000	1-4	.250	4	0	4	4.1	4	0	0	2	1	1	11	5.5	
vs FORDHAM	12/18	24	3-4	.750	0-0	.000	0-0	.000	3	6	9	4.5	2	0	1	2	2	0	6	5.6	
at Seton Hall	12/23	21	1-5	.200	0-1	.000	0-0	.000	0	0	0	4.2	4	0	0	1	0	1	2	5.3	
at Wisconsin	12/27	24	0-2	.000	0-1	.000	0-0	.000	3	1	4	4.1	4	0	1	2	2	0	0	4.9	
PSU	01/01	20	2-5	.400	0-2	.000	1-3	.333	3	4	7	4.3	2	0	0	0	2	0	5	4.9	
at Michigan St	1/4	18	1-5	.200	0-0	.000	0-3	.000	1	2	3	4.3	1	0	0	1	0	1	2	4.8	
at Iowa	01/08	17	1-5	.200	0-0	.000	0-0	.000	0	2	2	4.1	3	0	0	0	0	1	2	4.6	
NW	1/12	10	1-1	1.000	0-0	.000	0-0	.000	3	0	3	3.2	1	0	2	0	0	0	2	4.4	
at Indiana	01/15	* 20	0-3	.000	0-1	.000	0-0	.000	3	3	6	4.2	2	0	0	2	0	0	0	4.2	
NEBRASKA	1/21	9	0-1	.000	0-0	.000	1-2	.500	0	1	1	4.0	2	0	0	1	1	0	1	4.1	
at Maryland	01/24	* 10	1-3	.333	0-0	.000	0-0	.000	2	0	2	3.9	2	0	1	1	2	0	2	4.0	
vs Wisconsin	01/28	12	0-2	.000	0-1	.000	0-2	.000	0	0	0	3.7	1	0	0	2	0	0	0	3.8	
IOWA	1/31	10	2-2	1.000	0-0	.000	2-3	.667	0	1	1	3.6	2	0	0	0	2	1	6	3.9	

SA'S CAREER STATISTICS

Season	GP-GS	Min	[TOTAL]		Pct	[3-PTS]		Pct	FT	FTA	Pct	[REBOUNDS]			Avg	PF	FO	A	TO	Blk	Stl	Pts	Avg
			FG	FGA		3FG	3FGA					Off	Def	Tot									
2016-17	23-2	394	34	89	.382	4	17	.235	17	39	.436	40	43	83	3.6	50	0	7	24	27	9	89	3.9
TOTAL	23-2	394	34	89	.382	4	17	.235	17	39	.436	40	43	83	3.6	50	0	7	24	27	9	89	3.9



#23 KHALIL BATIE

GUARD • SENIOR • 5-10 • 174

TRENTON CATHOLIC • WILLINGBORO, N.J.

Courtsides:

One word to describe Coach Pikiell:Intense
 Favorite Rutgers basketball player, past or present: Quincy Douby
 Best friend on another collegiate team: AJ Sumbry (Wagner)
 Best player ever faced: D'Angelo Russell (Ohio State)
 Favorite Class/Subject: History/Philosophy
 Favorite place to hang out on campus: Livingston Dining Hall
 Favorite professional athlete: Russell Westbrook
 Favorite professional sports team: Philadelphia 76ers
 Person he most admires: Mother
 One word to describe yourself on the court: Tough
 One word to describe yourself off the court: Sociable
 Person that had greatest influence on athletics career: Brothers
 When he started playing basketball: age 5
 Why he chose Rutgers: Close to home
 Favorite Cereal: Mini Wheats
 Favorite Movie: The Pursuit of Happiness
 Actor to play him in a movie: Denzel Washington
 Favorite Musician/Group: Jay-Z

CAREER HIGHS

Points 6 (2x) last at Minnesota (2-23-16)
 FGM 2 (3x) last at Minnesota (2-23-16)
 FGA 4 (3x) last at Minnesota (2-23-16)
 3FGM 2 (2x) last at Minnesota (2-23-16)
 3FGA 4 at Minnesota (2-23-16)
 FTs
 FTAs 2 at Minnesota (2-23-16)
 Rebounds 4 vs. Penn State (2-20-16)
 Assists 2 vs. CCSU (12/6/16)
 Blocks 3 at Minnesota (2-23-16)
 Steals 1 (3x) last vs. Penn State (2-20-16)
 Minutes 18 at Minnesota (2-23-16)

2016-17 SEASON HIGHS

Points
 FGM
 FGA
 3FGM
 3FGA
 FTs
 FTAs 1 vs. CCSU (12/6/16)
 Rebounds 2 vs. CCSU (12/6/16)
 Assists 2 vs. CCSU (12/6/16)
 Blocks
 Steals
 Minutes 4 vs. CCSU (12/6/16)

BATIE'S 2016-17 GAME-BY-GAME STATISTICS

Opponent	Date	GS	Min	—TOTAL—		—3-PTS—		FT-FTA	Pct	—REBOUNDS—			Avg	PF	FO	A	TO	Blk	Stl	Pts	Avg
				FG-FGA	Pct	3FG-FGA	Pct			Off	Def	Tot									
MOLLOY	11/11		2	0-0	.000	0-0	.000	0-0	.000	0	0	0	0.0	0	0	0	0	0	0	0	0.0
at Miami	11-30		0	0-0	.000	0-0	.000	0-0	.000	0	0	0	0.0	0	0	0	0	0	0	0	0.0
CCSU	12/6		4	0-0	.000	0-0	.000	0-1	.000	0	2	2	0.7	0	0	2	0	0	0	0	0.0
at Stony Brook	12/10		1	0-0	.000	0-0	.000	0-0	.000	0	0	0	0.5	0	0	0	0	0	0	0	0.0
IOWA	1/31		2	0-0	.000	0-0	.000	0-0	.000	0	0	0	0.4	0	0	0	0	0	0	0	0.0

BATIE'S CAREER STATISTICS

Season	GP-GS	Min	—TOTAL—		Pct	—3-PTS—		Pct	FT	FTA	Pct	—REBOUNDS—			Avg	PF	FO	A	TO	Blk	Stl	Pts	Avg
			FG	FGA		3FG	3FGA					Off	Def	Tot									
2014-15	15-0	48	5	17	.294	4	9	.444	0	0	.000	2	6	8	0.5	3	0	2	2	0	2	14	0.9
2015-16	14-0	65	4	15	.267	2	7	.286	0	2	.000	2	8	10	0.7	8	0	5	1	4	1	10	0.7
2016-17	5-0	9	0	0	.000	0	0	.000	0	1	.000	0	2	2	0.4	0	0	2	0	0	0	0	0.0
TOTAL	34-0	122	9	32	.281	6	16	.375	0	3	.000	4	16	20	0.6	11	0	9	3	4	3	24	0.7



#32 IBRAHIMA DIALLO

FORWARD/CENTER • REDSHIRT SOPHOMORE • 6-10 • 240

QUALITY EDUCATION ACADEMY • DAKAR, SENEGAL

Courtsides:

Favorite Rutgers basketball player, past or present: Hamady Ndiaye
 Best player ever faced Andrew Wiggins
 Favorite class/ subject Math
 Favorite place to hang out on campus Dining Hall
 If I wasn't playing basketball, I'd be Playing Soccer
 Favorite professional athlete: Kobe Bryant
 Person he most admires: Father
 Favorite movie: The Pursuit of Happiness
 When he started playing basketball: 2009
 First song he knew all the words to Drake - Headline

CAREER HIGHS

Points 9 vs. Rutgers-Newark (11-14-15)
 FGM 4 vs. Rutgers-Newark (11-14-15)
 FGA 8 vs. CCSU (12-8-15)
 3FGM 0
 3FGA 0
 FTs 2 (2x) last at Seton Hall (12-23-16)
 FTAs 3 (4x) last at Northwestern (2-27-16)
 Rebounds 7 vs. Seton Hall (12-5-15)
 Assists 1 (4x) last at Seton Hall (12-23-16)
 Blocks 3 (2x) last at Seton Hall (12-23-16)
 Steals 3 vs. Molloy (11-11-16)
 Minutes 26 vs. CCSU (12-8-15)

2016-17 SEASON HIGHS

Points 2 (6x) last at Indiana (1-15-17)
 FGM 1 (5x) last at Indiana (1-15-17)
 FGA 4 (2x) last at Maryland (1-24-17)
 3FGM
 3FGA
 FTs 2 at Seton Hall (12-23-16)
 FTAs 2 (3x) last at Maryland (1-24-17)
 Rebounds 4 (5x) last at Maryland (1-24-17)
 Assists 1 (4x) last at Maryland (1-24-17)
 Blocks 3 at Seton Hall (12-23-16)
 Steals 3 vs. Molloy (11-11-16)
 Minutes 20 vs. Northwestern (1-12-17)

CATEGORY STATS

Category	15-16	16-17	Career	Last Time
10-Plus Points.....	0.....	0.....	0.....	
5-Plus Rebounds.....	4.....	0.....	4.....	GW (12-12-15)
5-Plus Assists.....	0.....	0.....	0.....	

DIALLO'S 2016-17 GAME-BY-GAME STATISTICS

Opponent	Date	GS	Min	—TOTAL—		—3-PTS—		FT-FTA	Pct	—REBOUNDS—			Avg	PF	FO	A	TO	Blk	Stl	Pts	Avg
				FG-FGA	Pct	3FG-FGA	Pct			Off	Def	Tot									
MOLLOY	11/11		3	0-2	.000	0-0	.000	0-2	.000	2	2	4	4.0	0	0	0	0	0	3	0	0.0
DREXEL	11/13		1	0-0	.000	0-0	.000	0-0	.000	0	0	0	2.0	0	0	0	0	0	0	0	0.0
CCSU	12/6		4	0-1	.000	0-0	.000	0-0	.000	0	0	0	1.3	0	0	0	0	0	0	0	0.0
at Seton Hall	12/23		18	0-0	.000	0-0	.000	2-2	1.000	0	4	4	2.0	4	0	1	1	3	0	2	0.5
at Wisconsin	12/27		17	1-3	.333	0-0	.000	0-0	.000	1	0	1	1.8	2	0	0	1	1	1	2	0.8
PSU	01/01		3	0-0	.000	0-0	.000	0-0	.000	0	0	0	1.5	0	0	0	0	0	0	0	0.7
at Michigan St	1/4		12	1-3	.333	0-0	.000	0-0	.000	2	1	3	1.7	4	0	1	1	0	0	2	0.9
at Iowa	01/08		9	1-3	.333	0-0	.000	0-0	.000	3	0	3	1.9	5	1	1	0	2	1	2	1.0
NW	1/12		20	1-4	.250	0-0	.000	0-0	.000	2	2	4	2.5	1	0	1	1	2	0	2	1.1
at Indiana	01/15		14	1-2	.500	0-0	.000	0-0	.000	0	3	3	2.2	3	0	0	3	1	0	2	1.2
NEBRASKA	1/21		11	1-1	1.000	0-0	.000	1-2	.500	1	3	4	2.4	1	0	0	0	1	0	3	1.4
at Maryland	01/24		11	0-4	.000	0-0	.000	0-2	.000	2	2	4	2.5	0	0	1	0	0	0	0	1.3
vs Wisconsin	01/28		9	0-0	.000	0-0	.000	0-0	.000	0	2	2	2.5	5	1	0	2	0	0	0	1.2
IOWA	1/31		5	0-2	.000	0-0	.000	0-0	.000	0	0	0	2.3	1	0	0	0	1	0	0	1.1

DIALLO'S CAREER STATISTICS

Season	GP-GS	Min	—TOTAL—		Pct	—3-PTS—		Pct	FT	FTA	Pct	—REBOUNDS—			Avg	PF	FO	A	TO	Blk	Stl	Pts	Avg
			FG	FGA		3FG	3FGA					Off	Def	Tot									
2015-16	14-0	219	21	46	.457	0	0	.000	9	20	.450	16	31	47	3.4	41	3	3	12	7	2	51	3.6
2016-17	14-0	137	6	25	.240	0	0	.000	3	8	.375	13	19	32	2.3	26	2	5	9	11	5	15	1.1
TOTAL	28-0	356	27	71	.380	0	0	.000	12	28	.429	29	50	79	2.8	67	5	8	21	18	7	66	2.4



#33 DESHAWN FREEMAN

FORWARD • JUNIOR • 6-7 • 225

ROCKY MOUNT PREP • ROCKY MOUNT, N.C.

Courtsides:

One word to describe Coach Pikiell:Cool
Favorite Rutgers basketball player, past or present:CJ Gettys
Best player ever faced:Montrezl Harrell
Favorite place to hang out on campus:RAC
Favorite professional athlete:James Harden
Favorite professional sports team:Houston Rockets
One word to describe yourself on the court:Hard-working
One word to describe yourself off the court:Relaxed
When he started playing basketball:Third Grade
Why he selected jersey number:had 33 since 7th grade
First song he knew all the words to:Love Yourz J.Cole

CAREER HIGHS

Points26 vs. Hartford (11-25-16)
FGM9 (2x) last vs. Hartford (11-25-16)
FGA15 vs. Central Arkansas (11-21-15)
3FGM0
3FGA1 (2x) last vs. Wake Forest (11-30-15)
FTs8 vs. Hartford (11-25-16)
FTAs12 vs. Hartford (11-25-16)
Rebounds15 (2x) last vs. Northwestern (1-12-17)
Assists3 vs. Howard (11-15-15)
Blocks4 vs. Central Arkansas (11-21-15)
Steals5 at Iowa (1-18-17)
Minutes35 vs. Central Arkansas (11-21-15)

CATEGORY STATS

Category	15-16	16-17	Career	Last Time
10-Plus Points.....	5.....	12.....	17.....	Iowa (1-31-17)
20-Plus Points.....	1.....	2.....	3.....	Morgan State (12-3-16)
5-Plus Rebounds.....	3.....	16.....	19.....	Iowa (1-31-17)
10-Plus Rebounds.....	0.....	12.....	12.....	Iowa (1-31-17)
Double-Doubles.....	0.....	9.....	9.....	Iowa (1-31-17)

2016-17 SEASON HIGHS

Points26 vs. Hartford (11-25-16)
FGM9 (2x) last at Iowa (1-18-17)
FGA17 vs. Morgan State (12-3-16)
3FGM
3FGA
FTs8 vs. Hartford (11-25-16)
FTAs12 vs. Hartford (11-25-16)
Rebounds15 (2x) last vs. Northwestern (1-12-17)
Assists2 (2x) last vs. Fordham (12-18-16)
Blocks3 (2x) last vs. Nebraska (1-21-17)
Steals5 at Iowa (1-18-17)
Minutes34 (2x) last vs. Wisconsin (1-28-17)

FREEMAN'S 2016-17 GAME-BY-GAME STATISTICS

Opponent	Date	GS	Min	—TOTAL—		—3-PTS—		—REBOUNDS—			Avg	PF	FO	A	TO	Blk	Stl	Pts	Avg
				FG-FGA	Pct	3FG-FGA	Pct	FT-FTA	Pct	Off	Def	Tot							
MOLLOY	11/11	*	31	5-10	.500	0-0	.000	3-6	.500	3	7	10	10.0	2	0	1	0	3	13.0
DREXEL	11/13	*	17	3-6	.500	0-0	.000	4-5	.800	7	3	10	10.0	4	0	0	5	1	11.5
at DePaul	11/17	*	28	3-5	.600	0-0	.000	3-3	1.000	2	7	9	9.7	4	0	0	3	2	10.7
NIAGARA	11/20	*	20	2-5	.400	0-0	.000	2-4	.500	0	0	0	7.3	3	0	0	2	1	9.5
NORTH TEXAS	11/23	*	28	3-11	.273	0-0	.000	7-10	.700	6	9	15	8.8	2	0	1	2	0	13.0
HARTFORD	11/25	*	32	9-13	.692	0-0	.000	8-12	.667	6	4	10	9.0	0	0	1	1	2	12.8
at Miami	11-30	*	28	4-12	.333	0-0	.000	3-4	.750	1	3	4	8.3	4	0	0	1	1	11.6
MORGAN ST	12/3	*	29	8-17	.471	0-0	.000	6-7	.857	6	6	12	8.8	2	0	1	1	0	12.3
CCSU	12/6	*	23	6-6	1.000	0-0	.000	0-0	.000	1	5	6	8.4	3	0	2	2	0	13.6
at Stony Brook	12/10	*	31	3-7	.429	0-0	.000	2-2	1.000	4	8	12	8.8	1	0	0	1	2	13.0
FDU	12/14	*	21	3-5	.600	0-0	.000	0-3	.000	5	8	13	9.2	4	0	1	1	0	12.4
vs FORDHAM	12/18	*	25	7-13	.538	0-0	.000	2-2	1.000	5	6	11	9.3	1	0	2	3	0	12.7
at Seton Hall	12/23	*	23	1-4	.250	0-0	.000	5-6	.833	1	10	11	9.5	4	0	1	4	1	12.2
at Wisconsin	12/27	*	15	3-8	.375	0-1	.000	3-5	.600	2	1	3	9.0	5	1	0	4	0	12.0
PSU	01/01	*	20	2-4	.500	0-0	.000	0-0	.000	1	1	2	8.5	3	0	0	2	0	11.5
at Michigan St	1/4	*	22	3-6	.500	0-0	.000	1-3	.333	1	2	3	8.2	3	0	1	5	0	11.2
at Iowa	01/08	*	31	9-13	.692	1-1	1.000	0-0	.000	5	8	13	8.5	2	0	1	2	0	11.6
NW	1/12	*	34	3-8	.375	1-1	1.000	5-8	.625	5	10	15	7.8	1	0	2	0	1	11.7
at Indiana	01/15		18	3-7	.429	0-0	.000	3-10	.300	3	3	6	8.7	2	0	1	2	1	11.5
NEBRASKA	1/21	*	32	3-11	.273	0-0	.000	4-4	1.000	3	4	7	8.6	3	0	1	2	3	11.5
at Maryland	01/24		29	4-9	.444	0-1	.000	2-6	.333	2	4	6	8.5	4	0	0	3	1	11.4
vs Wisconsin	01/28	*	34	2-6	.333	0-1	.000	1-3	.333	1	3	4	8.3	4	0	1	2	1	11.1
IOWA	1/31	*	32	8-14	.571	0-0	.000	1-5	.200	5	8	13	8.5	3	0	2	1	1	11.3

FREEMAN'S CAREER STATISTICS

Season	GP-GS	Min	—TOTAL—		Pct	—3-PTS—		Pct	FT	FTA	Pct	—REBOUNDS—			Avg	PF	FO	A	TO	Blk	Stl	Pts	Avg
			FG	FGA		3FG	3FGA					Off	Def	Tot									
2015-16	7-5	197	37	68	.544	0	2	.000	18	27	.667	13	24	37	5.3	18	0	9	14	8	10	92	13.1
2016-17	23-21	603	97	200	.485	2	5	.400	65	108	.602	75	120	195	8.5	64	1	19	49	24	17	261	11.3
TOTAL	30-26	800	134	268	.500	2	7	.286	83	135	.615	88	144	232	7.7	82	1	28	63	32	27	353	11.8



#34 C.J. GETTYS

CENTER • GRADUATE • 7-0 • 285

FINDLAY HS / UNC-WILMINGTON • COLUMBUS, OHIO

Courtsides:

One word to describe Coach Pikiell: Funny
Favorite professional athlete: Kevin Durant
Favorite professional sports team: Dallas Cowboys
Person he most admires: Father
One word to describe yourself on the court: Loud
One word to describe yourself off the court: Ghost
Few people know that I: Am afraid of heights
Person that had greatest influence on athletics career: Father
When he started playing basketball: age 8
Favorite Cereal: Lucky Charms
Favorite Movie: 8 Mile
Actor to play him in a movie: Alexander Ludwig
Favorite Musician/Group: Guwop

CAREER HIGHS

Points 15 (2x) last vs. Morgan State (12-3-16)
FGM 6 at Delaware (1-9-16)
FGA 10 at Indiana (1-15-17)
3FGM 0
3FGA 0
FTs 6 vs. Elon (2-11-16)
FTAs 7 vs. Towson (1-24-15)
Rebounds 13 at Ohio (12-30-14)
Assists 4 vs. Hartford (1-1-25-16)
Blocks 6 (2x) last vs. William & Mary (1-16-16)
Steals 2 (4x) last at Stony Brook (12-10-16)
Minutes 29 (2x) last vs. Niagara (1-1-20-16)

2016-17 SEASON HIGHS

Points 15 vs. Morgan State (12-3-16)
FGM 7 vs. Morgan State (12-3-16)
FGA 10 at Indiana (1-15-17)
3FGM
3FGA
FTs 4 (3x) last at Michigan State (1-4-17)
FTAs 7 at Michigan State (1-4-17)
Rebounds 9 vs. Drexel (1-1-13-16)
Assists 4 vs. Hartford (1-1-25-16)
Blocks 4 vs. Morgan State (12-3-16)
Steals 4 at Maryland (1-24-17)
Minutes 29 (2x) last vs. Nebraska (1-24-17)

CATEGORY STATS

Category 13-14 14-15 15-16 16-17 Career Last Time
10-Plus Points 0 3 4 8 15 Indiana (1-15-17)
5-Plus Rebs 1 6 11 14 31 Iowa (1-31-17)
10-Plus Rebs 0 2 1 0 3 William & Mary (1-6-16)
5-Plus Blocks 0 1 2 0 3 William & Mary (1-6-16)

GETTYS' 2016-17 GAME-BY-GAME STATISTICS

Opponent	Date	GS	Min	—TOTAL—		—3-PTS—		FT-FTA	Pct	—REBOUNDS—			Avg	PF	FO	A	TO	Blk	Stl	Pts	Avg
				FG-FGA	Pct	3FG-FGA	Pct			Off	Def	Tot									
MOLLOY	11/11	*	17	5-7	.714	0-0	.000	1-3	.333	3	3	6	6.0	2	0	1	1	1	0	11	11.0
DREXEL	11/13	*	21	5-8	.625	0-0	.000	3-4	.750	3	6	9	7.5	2	0	2	2	2	0	13	12.0
at DePaul	11/17	*	20	1-2	.500	0-0	.000	2-2	1.000	2	2	4	6.3	1	0	2	2	0	0	4	9.3
NIAGARA	11/20	*	29	4-6	.667	0-0	.000	0-0	.000	4	4	8	6.8	2	0	0	2	3	0	8	9.0
NORTH TEXAS	11/23	*	16	2-4	.500	0-0	.000	4-4	1.000	1	3	4	6.2	1	0	1	2	1	1	8	8.8
HARTFORD	11/25	*	25	4-5	.800	0-0	.000	2-3	.667	2	3	5	6.0	1	0	4	1	0	0	10	9.0
at Miami	11-30	*	15	2-2	1.000	0-0	.000	0-0	.000	1	2	3	5.6	3	0	1	1	0	0	4	8.3
MORGAN ST	12/3	*	23	7-7	1.000	0-0	.000	1-1	1.000	3	4	7	5.8	3	0	0	0	4	0	15	9.1
CCSU	12/6	*	22	5-7	.714	0-0	.000	0-0	.000	1	4	5	5.7	1	0	3	3	2	0	10	9.2
at Stony Brook	12/10	*	28	3-8	.375	0-0	.000	2-3	.667	1	0	1	5.2	2	0	3	1	0	2	8	9.1
FDU	12/14	*	27	4-6	.667	0-0	.000	4-4	1.000	2	6	8	5.5	1	0	4	2	0	0	12	9.4
vs FORDHAM	12/18	*	20	2-2	1.000	0-0	.000	1-2	.500	1	2	3	5.3	1	0	2	1	0	1	5	9.0
at Seton Hall	12/23	*	16	1-7	.143	0-0	.000	2-2	1.000	0	0	0	4.8	5	1	0	4	1	0	4	8.6
at Wisconsin	12/27	*	11	2-3	.667	0-0	.000	0-0	.000	1	0	1	4.6	3	0	0	2	0	0	4	8.3
PSU	01/01	*	21	3-7	.429	0-0	.000	0-0	.000	2	6	8	4.8	2	0	1	1	1	0	6	8.1
at Michigan St	1/4	*	20	3-5	.600	0-0	.000	4-7	.571	3	0	3	4.7	3	0	2	0	2	0	10	8.3
at Iowa	01/08	*	20	1-6	.167	0-0	.000	0-0	.000	3	4	7	4.8	2	0	2	2	1	0	2	7.9
NW	1/12	*	14	2-6	.333	0-0	.000	0-0	.000	2	4	6	4.2	3	0	0	1	1	1	4	7.7
at Indiana	01/15	*	21	5-10	.500	0-0	.000	2-6	.333	3	4	7	5.0	4	0	0	3	0	0	12	7.9
NEBRASKA	1/21	*	29	4-4	1.000	0-0	.000	2-3	.667	1	4	5	5.0	1	0	0	2	1	0	10	8.0
at Maryland	01/24	*	27	3-4	.750	0-0	.000	0-2	.000	1	3	4	5.0	3	0	2	2	2	4	6	7.9
vs Wisconsin	01/28	*	18	3-4	.750	0-0	.000	2-2	1.000	1	3	4	4.9	4	0	1	5	1	0	8	7.9
IOWA	1/31	*	23	2-6	.333	0-0	.000	0-0	.000	2	4	6	5.0	4	0	1	2	0	0	4	7.7

GETTYS' CAREER STATISTICS

Season	GP-GS	Min	—TOTAL—		Pct	—3-PTS—		Pct	FT	FTA	Pct	—REBOUNDS—			Avg	PF	FO	A	TO	Blk	Stl	Pts	Avg
			FG	FGA		3FG	3FGA					Off	Def	Tot									
2012-13 (NCW)	3-1	19	3	7	.429	0	0	.000	2	3	.667	1	0	1	0.3	2	0	0	2	0	1	8	2.7
2013-14 (NCW)	11-2	97	14	29	.483	0	0	.000	2	7	.286	12	7	19	1.7	17	0	3	4	2	5	30	2.7
2014-15 (NCW)	30-16	432	53	109	.486	0	0	.000	27	46	.587	37	71	108	3.6	87	2	10	11	31	6	133	4.4
2015-16 (NCW)	24-16	375	46	92	.500	0	0	.000	34	46	.739	46	77	123	5.1	74	4	12	21	33	3	126	5.3
2016-17	23-23	483	73	126	.579	0	0	.000	32	48	.667	43	71	114	5.0	54	1	32	42	23	9	178	7.7
TOTAL	91-58	1406	189	363	.521	0	0	.000	97	150	.647	139	226	365	4.0	234	6	66	80	89	24	475	5.2



#35 ISSA THIAM

GUARD/FORWARD • FRESHMAN • 6-9 • 190
ARLINGTON COUNTRY DAY • DAKAR, SENEGAL

Courtsides:

One word to describe Coach Pikiell:Enthusiastic
Best friend(s) on another collegiate team:Gaston Diedhiou (Minnesota)
Best player ever faced:Michal Cekovsky (Maryland)
Favorite class/subject:English
Favorite place to hang out on campus:College Ave.
Favorite professional athlete:Kevin Durant
Favorite professional sports team:Oklahoma City Thunder
Person you most admire:His father, who was his coach
One word to describe yourself on the court:Shooter
Few people know that I.:am focused on everything I do
When you started playing basketball:age six
Why you selected your jersey #:Kevin Durant's number
Famous people you have met:DeSagana Diop (12-year NBA veteran)
Rituals you have before a game:Specific handshake with Candido Sa

SEASON/CAREER HIGHS

Points 11 vs. Hartford (11-25-16)
FGM 4 vs. Hartford (11-25-16)
FGA 10 vs. Hartford (11-25-16)
3FGM 3 (2x) last vs. Hartford (11-25-16)
3FGA 8 vs. Hartford (11-25-16)
FTs 1 (2x) last vs. North Texas (11-23-16)
FTAs 2 (2x) last vs. North Texas (11-23-16)
Rebounds 3 (3x) last vs. CCSU (12-6-16)
Assists 2 vs. Niagara (11-20-16)
Blocks 1 vs. Niagara (11-20-16)
Steals 3 vs. Wisconsin (1-28-17)
Minutes 29 vs. Niagara (11-20-16)

THIAM'S 2016-17 GAME-BY-GAME STATISTICS

Opponent	Date	GS	Min	—TOTAL—		—3-PTS—		FT-FTA	Pct	—REBOUNDS—			Avg	PF	FO	A	TO	Blk	Stl	Pts	Avg
				FG-FGA	Pct	3FG-FGA	Pct			Off	Def	Tot									
MOLLOY	11/11	*	18	2-7	.286	2-6	.333	0-0	.000	0	1	1	1.0	0	0	0	1	0	0	6	6.0
DREXEL	11/13	*	13	2-4	.500	2-4	.500	0-0	.000	0	0	0	0.5	1	0	1	0	0	0	6	6.0
at DePaul	11/17	*	16	1-3	.333	1-3	.333	1-2	.500	2	1	3	1.3	1	0	0	1	0	0	4	5.3
NIAGARA	11/20	*	29	3-6	.500	3-6	.500	0-0	.000	0	3	3	1.8	1	0	2	1	1	0	9	6.3
NORTH TEXAS	11/23	*	21	3-9	.333	1-6	.167	1-2	.500	0	1	1	1.6	1	0	0	1	0	0	8	6.6
HARTFORD	11/25	*	27	4-10	.400	3-8	.375	0-0	.000	0	2	2	1.7	2	0	0	1	0	1	11	7.3
at Miami	11-30	*	23	0-2	.000	0-2	.000	0-0	.000	0	1	1	1.6	0	0	0	0	0	0	0	6.3
MORGAN ST	12/3	*	13	0-2	.000	0-1	.000	0-0	.000	1	3	4	1.9	1	0	1	2	0	0	0	5.5
CCSU	12/6	*	17	2-5	.400	2-4	.500	0-0	.000	0	3	3	2.0	3	0	1	2	0	0	6	5.6
at Stony Brook	12/10	*	25	3-6	.500	2-5	.400	0-0	.000	0	2	2	2.0	1	0	0	0	0	0	8	5.8
FDU	12/14	*	25	2-5	.400	2-4	.500	0-0	.000	0	1	1	1.9	0	0	1	1	0	0	6	5.8
vs FORDHAM	12/18		3	0-1	.000	0-1	.000	0-0	.000	0	0	0	1.8	0	0	0	1	0	0	0	5.3
at Wisconsin	12/27		17	1-6	.167	0-3	.000	0-0	.000	0	1	1	1.7	0	0	0	0	0	1	2	5.1
PSU	01/01		9	0-5	.000	0-3	.000	0-0	.000	1	0	1	1.6	0	0	0	1	0	0	0	4.7
at Michigan St	1/4		16	1-4	.250	0-2	.000	0-0	.000	0	3	3	1.7	1	0	1	0	0	1	2	4.5
at Iowa	01/08		7	1-3	.333	1-3	.333	0-0	.000	0	0	0	1.6	1	0	0	1	0	0	3	4.4
NW	1/12		5	0-0	.000	0-0	.000	0-0	.000	0	0	0	1.0	0	0	0	0	0	0	0	4.2
at Indiana	01/15		5	1-2	.500	0-0	.000	0-0	.000	0	0	0	1.4	0	0	0	1	0	0	2	4.1
at Maryland	01/24		1	0-0	.000	0-0	.000	0-0	.000	0	0	0	1.4	0	0	0	0	0	0	0	3.8
vs Wisconsin	01/28		15	1-2	.500	0-0	.000	0-0	.000	0	3	3	1.5	3	0	0	0	0	3	2	3.8
IOWA	1/31		26	2-6	.333	2-6	.333	0-0	.000	1	1	2	1.5	0	0	1	1	0	0	6	3.9

THIAM'S CAREER STATISTICS

Season	GP-GS	Min	—TOTAL—		Pct	—3-PTS—		Pct	FT	FTA	Pct	—REBOUNDS—			Avg	PF	FO	A	TO	Blk	Stl	Pts	Avg
			FG	FGA		3FG	3FGA					Off	Def	Tot									
2016-17	21-11	331	29	88	.330	21	67	.313	2	4	.500	5	26	31	1.5	16	0	8	15	1	6	81	3.9
TOTAL	21-11	331	29	88	.330	21	67	.313	2	4	.500	5	26	31	1.5	16	0	8	15	1	6	81	3.9

Rutgers 86 - Molloy 57
11/11/16 7 p.m. at RAC

Molloy (0-1)

		tot-fg		3-pt		rebounds												
##	Player		fg	fga	fg	fga	ft	fta	of	de	tot	pf	tp	a	to	blk	s	min
03	Torre, Mike	f	3	5	1	3	0	2	1	1	2	5	7	0	1	1	0	20
55	Guzzardi, Mike	f	1	8	0	2	2	2	1	4	5	4	4	1	2	1	0	31
13	Corbett, Nick	g	1	3	1	2	0	0	0	2	2	3	3	1	4	0	2	32
30	Morris, Jaylen	g	6	12	0	2	1	3	1	4	5	2	13	3	1	0	0	30
32	Marquardt, C.	g	5	11	4	7	5	6	1	3	4	2	19	2	4	0	0	29
00	Loder, Keenan		0	1	0	1	0	0	0	0	0	0	0	0	0	1	0	5
10	Jenkins, Curtis		2	8	1	4	1	2	0	4	4	4	6	1	3	0	1	26
11	Dennis, Josh		1	1	0	0	3	8	1	2	3	1	5	0	3	0	0	11
21	Kelly, Nolan		0	1	0	1	0	0	1	0	1	3	0	0	0	0	0	7
33	Casimir, Shandy		0	0	0	0	0	0	2	2	3	0	0	1	0	0	9	
TEAM									2		4							
Totals.....			19	50	7	22	12	23	8	24	32	27	57	8	19	3	3	200

TOTAL FG% 1st Half: 10-30 33.3% 2nd Half: 9-20 45.0% Game: 38.0% DEADBALL
 3-Pt. FG% 1st Half: 4-14 28.6% 2nd Half: 3-8 37.5% Game: 31.8% REBOUNDS
 F Throw % 1st Half: 1-2 50.0% 2nd Half: 11-21 52.4% Game: 52.2% 4

Rutgers (1-0)

		tot-fg		3-pt		rebounds												
##	Player	fg	fga	fg	fga	ft	fta	of	de	tot	pf	tp	a	to	blk	s	min	
04	Laurent, J.	f	2	4	0	2	3	5	0	2	2	3	7	1	3	0	0	19
33	Freeman, D.	f	5	10	0	0	3	6	3	7	10	2	13	1	0	3	2	31
34	Gettys, C.J.	c	5	7	0	0	1	3	3	3	6	2	11	1	1	1	0	17
03	Sanders, Corey	g	2	5	0	1	2	5	0	3	3	1	6	8	2	0	3	32
35	Thiam, Issa	g	2	7	2	6	0	0	1	1	0	6	0	1	0	0	0	18
00	Johnson, Nigel		4	8	0	4	6	9	1	4	5	2	14	1	1	0	2	21
02	Doorson, S.		0	0	0	0	0	0	0	0	0	2	0	0	0	0	0	1
05	Williams, Mike		5	8	5	8	2	2	2	0	2	3	17	1	1	0	1	22
11	Omoruyi, Eugene		1	3	0	0	4	4	2	3	5	1	6	4	1	0	1	15
13	Bullock, Matt		0	1	0	1	0	0	0	0	0	1	0	0	0	0	0	3
15	Dadika, Jake		0	0	0	0	0	0	0	0	0	0	0	0	0	0	0	3
21	Sa, Candido		3	5	0	0	0	0	2	2	4	4	6	0	1	0	1	14
23	Battie, Khalil		0	0	0	0	0	0	0	0	0	0	0	0	0	0	0	2
32	Diallo, Ibrahima		0	2	0	0	0	2	2	2	4	0	0	0	0	0	3	3
TEAM										3	3							
Totals.....			29	60	7	22	21	36	15	30	45	21	86	17	11	4	132	200

TOTAL FG% 1st Half: 12-26 46.2% 2nd Half: 17-34 50.0% Game: 48.3% DEADBALL
 3-Pt. FG% 1st Half: 3-12 25.0% 2nd Half: 4-10 40.0% Game: 31.8% REBOUNDS
 F Throw % 1st Half: 8-12 66.7% 2nd Half: 13-24 54.2% Game: 58.3% 7

Officials: Scott Siville, Brian McNutt, Brandon Cruz
 Technical fouls: Molloy-None. Rutgers-None.
 Attendance: 3755

Score by Periods	1st	2nd	Total
Molloy	25	32	57
Rutgers	35	51	86

Points in the paint-MOLM 22,RUTGERS 42. Points off turnovers-MOLM 7,RUTGERS 27.
 2nd chance points-MOLM 6,RUTGERS 13. Fast break points-MOLM 2,RUTGERS 12.
 Bench points-MOLM 11,RUTGERS 43. Score tied-0 times. Lead changed-0 times.
 Last FG-MOLM 2nd-05:09, RUTGERS 2nd-03:58.
 Largest lead-MOLM None, RUTGERS by 29 2nd-01:43.
 MOLM led for 00:00. RUTGERS led for 38:37. Game was tied for 01:22.

POSTGAME NOTES

- The 29-point win was the largest margin of victory ever for RU men's basketball in a head coaching debut.
- It was the largest margin of victory in a season opener since a 40-point, 100-60, win over Bentley in 1975-76.
- The victory was the 1,200th win in the history of Rutgers men's basketball.
- Making their Rutgers debuts: Issa Thiam, C.J. Gettys, Nigel Johnson, Eugene Omoruyi, Candido Sa and Matt Bullock.
- Making their first start at Rutgers: Thiam and Gettys.
- 14 players saw action, with RU holding a 43-11 advantage in bench points
- Deshawn Freeman had his first career double-double, recording 13 points and a career-high 10 rebounds.
- Mike Williams led the team with 17 points, including five three-pointers.
- Nigel Johnson had 14 points, 13 of them coming in the second half.
- Gettys reached double-digit scoring with 11 points in his RU debut.
- Corey Sanders had eight assists, the third highest single game total of his career.
- Thiam had six points in his Rutgers debut.
- Omoruyi had six points, five rebounds and four assists in his Rutgers debut.
- Sa had six points and three rebounds in his Rutgers debut.
- Rutgers had four players score in double digits for the first time since Feb 17, 2016 versus Illinois.
- The Scarlet Knights are now 76-29 all-time in season openers.

[Postgame Press Conference Video](#)

[Highlights](#)

Rutgers 87 - Drexel 66
11/13/16 4 p.m. at RAC

Drexel (0-2)

##	Player	tot-fg		3-pt		ft	fta	rebounds			pf	tp	a	to	blk	s	min	
		fg	fga	fg	fga			of	de	tot								
05	Williams, Austin	f	1	4	0	0	0	1	4	5	3	2	0	0	1	0	12	
24	Williams, Rodney	f	10	17	0	1	4	4	3	2	5	3	24	1	4	3	3	28
00	Overton, Miles	g	2	14	0	6	1	2	2	0	2	2	5	2	3	0	2	22
01	Lee, Kurk	g	5	12	2	5	2	3	0	1	1	4	14	6	4	0	2	30
15	Mojica, Sammy	g	4	10	2	6	0	0	1	6	7	3	10	2	1	0	2	37
04	Green, Sam		0	0	0	0	0	0	0	0	0	0	0	0	0	0	0	1
12	Jonsson, Kari		3	6	3	5	0	0	0	1	1	4	9	1	0	0	2	24
23	Bah, Mohamed		1	2	0	0	0	0	2	1	3	0	2	1	1	0	0	8
30	Moran, John		0	1	0	1	0	0	0	0	0	0	3	0	1	0	0	7
34	Peck, Jeremy		0	0	0	0	0	0	0	1	1	1	0	0	0	0	0	11
55	Myles, Tyshawn		0	2	0	0	0	0	1	0	1	3	0	0	0	0	0	21
TEAM																		
Totals.....			26	68	7	24	7	9	10	19	29	26	66	14	13	4	11	200

TOTAL FG% 1st Half: 10-32 31.3% 2nd Half: 16-36 44.4% Game: 38.2% DEADBALL
 3-Pt. FG% 1st Half: 3-13 23.1% 2nd Half: 4-11 36.4% Game: 29.2% REBOUNDS
 F Throw % 1st Half: 3-4 75.0% 2nd Half: 4-5 80.0% Game: 77.8% 1

Rutgers (2-0)

		tot-fg			3-pt			rebounds										
##	Player	fg	fga	fg	fga	ft	fta	of	de	tot	pf	tp	a	to	blk	s	min	
04	Laurent, J.	f	6	8	3	3	0	1	1	4	5	2	15	1	3	0	1	27
33	Freeman, D.	f	3	6	0	0	4	5	7	3	10	4	10	0	5	1	0	17
34	Gettys, C.J.	c	5	8	0	0	3	4	3	6	9	2	13	2	2	2	0	21
03	Sanders, Corey	g	2	11	1	2	6	8	1	2	3	3	11	3	4	0	1	24
35	Thiam, Issa	g	2	4	2	4	0	0	0	0	0	1	6	1	0	0	0	13
00	Johnson, Nigel		4	9	1	3	6	8	2	4	6	0	15	7	2	0	1	28
02	Doorson, S.		0	1	0	0	0	0	1	1	2	2	0	1	0	0	0	15
05	Williams, Mike		2	8	0	5	0	0	2	3	5	0	4	1	1	0	0	23
11	Omoruyi, Eugene		1	2	0	1	0	1	0	0	0	0	2	2	0	0	0	6
13	Bullock, Matt		0	0	0	0	0	0	0	0	0	0	0	0	0	0	0	1
15	Dadika, Jake		0	0	0	0	0	0	0	0	0	0	0	0	0	0	0	3
21	Sa, Candido		5	11	1	3	0	0	1	5	6	1	11	0	0	3	0	23
32	Diallo, Ibrahima		0	0	0	0	0	0	0	0	0	0	0	0	0	0	0	1
TEAM								5	5	10								
Totals.....			30	68	8	21	19	27	23	33	56	15	87	18	17	6	3	200

TOTAL FG% 1st Half: 14-32 43.8% 2nd Half: 16-36 44.4% Game: 44.1% DEADBALL
 3-Pt. FG% 1st Half: 3-9 33.3% 2nd Half: 5-12 41.7% Game: 38.1% REBOUNDS
 F Throw % 1st Half: 10-12 83.3% 2nd Half: 9-15 60.0% Game: 70.4% 4

Officials: Terry Oglesby, Ray Perone, Lewis Garrison
 Technical fouls: DREXEL-None. RUTGERS-None.
 Attendance: 4056

Score by Periods	1st	2nd	Total
DREXEL	26	40	66
RUTGERS	41	46	87

Points in the paint-DREXEL 34,RUTGERS 42. Points off turnovers-DREXEL 11,RUTGERS 16.
 2nd chance points-DREXEL 7,RUTGERS 24. Fast break points-DREXEL 4,RUTGERS 4.
 Bench points-DREXEL 11,RUTGERS 32. Score tied-0 times. Lead changed-2 times.
 Last FG-DREXEL 2nd-00:16, RUTGERS 2nd-00:35.
 Largest lead-DREXEL by 1 1st-18:48, RUTGERS by 25 2nd-01:08.
 DREXEL led for 00:15. RUTGERS led for 39:33. Game was tied for 00:12.

POSTGAME NOTES

- Steve Pikiell is the first Rutgers men's basketball coach to begin his tenure with consecutive 20-plus point victories.
- The last Rutgers head men's basketball coach to begin his tenure 2-0 was Bob Wenzel, who was the BTN analyst for today's game, in 1988-89.
- The last time Rutgers won consecutive games by 20+ points was 2008-09, defeating Bryant 67-37 and NJIT 78-52.
- The only other time Rutgers opened its season with consecutive 20-plus point wins was 1935-36, defeating Montclair State 42-18 and Trenton State 54-19 under head coach Frank J. Hill.
- It marked the most rebounds in a game for RU since grabbing 74 on Dec. 7, 1992 against Keene State.
- The last time Rutgers had six players score in double figures was in a 116-89 win over Stillman College at the RAC on Nov. 25, 2013. The last time RU had six players score in double figures versus a Division I opponent was in a 91-75 win over Sacred Heart at the RAC on Nov. 17, 2011.
- Rutgers outrebounded Drexel by 27, 56-29. In the last 13 seasons (since 2004-05), RU has outrebounded an opponent by 20 or more just four times (+20 vs. Stillman College, 11/25/13; +23 vs. St. Peter's, 11/30/08; +21 vs. St. Thomas Aquinas, 12/12/05; +20 vs. FDU, 12/22/04).
- Today's game marked the eighth time in the last 13 seasons (since 2004-05), that Rutgers registered 50 or more rebounds in a game.
- Deshawn Freeman had 10 points and 10 rebounds for his second consecutive double-double. The last Rutgers player to begin a season with consecutive double-doubles was Wally Judge in 2012-13.
- Jonathan Laurent set a new career-best with three made three-pointers.
- Nigel Johnson had a career-high seven assists.

[Postgame Press Conference Video](#)

Rutgers 66 - DePaul 59
11/17/16 8:30 p.m. at Allstate Arena - Rosemont, Ill.

Rutgers (3-0)

		tot-fg		3-pt		rebounds											
##	Player	fg	fga	fg	fga	ft	fta	of	de	tot	pf	tp	a	to	blk	s	min
04	Laurent, Jonathanf	2	6	0	1	2	2	4	6	2	6	0	2	0	2	2	28
33	Freeman, Deshawnf	3	5	0	0	3	3	2	7	9	4	9	0	3	2	1	28
35	Thiam, Issa f	1	3	1	3	1	2	2	1	3	1	4	0	1	0	0	16
34	Gettys, C.J. c	1	2	0	0	2	2	2	2	4	1	4	2	2	0	0	20
03	Sanders, Corey g	5	13	0	2	5	6	0	0	0	4	15	2	2	2	0	27
00	Johnson, Nigel	2	8	0	3	3	7	0	4	4	1	7	2	1	0	1	24
02	Doorson, Shaquille	1	1	0	0	0	0	1	0	1	3	2	0	1	0	0	6
05	Williams, Mike	4	7	1	2	5	5	4	5	9	1	14	0	0	0	0	26
11	Omoruyi, Eugene	0	1	0	0	0	0	1	0	1	1	0	0	1	0	0	4
21	Sa, Candido	1	5	1	1	2	2	1	1	2	3	5	0	2	0	1	21
TEAM								3		4		7					
Totals.....		20	51	3	12	23	29	18	28	46	21	66	6	15	4	5	200

TOTAL FG% 1st Half: 9-28 32.1% 2nd Half: 11-23 47.8% Game: 39.2% DEADBALL
 3-Pt. FG% 1st Half: 2-9 22.2% 2nd Half: 1-3 33.3% Game: 25.0% REBOUNDS
 F Throw % 1st Half: 13-14 92.9% 2nd Half: 10-15 66.7% Game: 79.3% 2

DePaul (1-1)

		tot-fg		3-pt		rebounds											
##	Player	fg	fga	fg	fga	ft	fta	of	de	tot	pf	tp	a	to	blk	s	min
10	McCallum,Tre'Darius	f	5	0	2	2	2	2	7	9	4	4	4	3	1	1	36
33	Hanel,Joe	f	0	2	0	0	0	0	6	6	3	0	1	1	0	1	22
04	Cyrus,Brandon	g	0	2	0	1	0	1	2	0	2	2	0	1	2	0	17
05	Garrett,Billy	g	1	11	1	5	2	2	0	1	1	5	5	1	1	0	22
11	Cain,Eli	g	8	13	5	7	3	9	0	0	0	1	24	0	1	0	37
01	Wood,Darrick		2	2	1	1	2	2	1	0	1	1	7	0	0	0	8
03	Gage,Devin		2	3	0	1	0	0	0	0	0	2	4	1	1	0	8
12	Gazi,Erten		2	4	0	1	0	0	2	2	4	0	4	1	1	0	8
23	Eichelberger,Al		3	4	0	0	0	1	0	0	0	1	6	0	0	1	18
51	Harrison-Docks,Chris		2	8	1	6	0	0	1	0	1	4	5	2	1	0	1
TEAM								2	1	3							
Totals.....			21	54	8	24	9	17	10	17	27	23	59	11	11	2	6

TOTAL FG% 1st Half: 8-25 32.0% 2nd Half: 13-29 44.8% Game: 38.9% DEADBALL
 3-Pt. FG% 1st Half: 4-13 30.8% 2nd Half: 4-11 36.4% Game: 33.3% REBOUNDS
 F Throw % 1st Half: 6-7 85.7% 2nd Half: 3-10 30.0% Game: 52.9% 3

Officials: Gene Steratore, Larry Sciotto, Paul Szcel
 Technical fouls: RUTGERS-None. DePaul-None.
 Attendance: 4057

Score by Periods	1st	2nd	Total
RUTGERS	33	33	66
DePaul	26	33	59

Points in the paint-RUTGERS 28,DPU 20. Points off turnovers-RUTGERS 9,DPU 9.
 2nd chance points-RUTGERS 18,DPU 12. Fast break points-RUTGERS 8,DPU 0.
 Bench points-RUTGERS 28,DPU 26. Score tied-5 times. Lead changed-4 times.
 Last FG-RUTGERS 2nd-01:05, DPU 2nd-00:14.
 Largest lead-RUTGERS by 22 2nd-10:39, DPU by 3 1st-10:22.
 RUTGERS led for 32:08. DPU led for 01:39. Game was tied for 06:13.

POSTGAME NOTES

- The Scarlet Knights begin the season 3-0 for the first time since 2008-09.
- Steve Pikiell has led RU to a 3-0 start. The last men's basketball head coach to begin his tenure 3-0 was Donald S. White in 1945-46.
- Rutgers won its first road game since December 28, 2014, a buzzer-beating 59-58 win at Monmouth. RU snapped a streak of 23 straight losses away from the RAC.
- Rutgers now leads the all-time series 7-4 over DePaul.
- Rutgers has won six of the last eight in the series and is 4-2 on the Blue Demons' home court.
- Corey Sanders' 15 points were his 24th time in double digits and 13th time leading the team.
- Mike Williams' nine rebounds were his third most in a single game.

Rutgers 78 - Niagara 65
11/20/16 12 p.m. at The RAC - Piscataway, N.J.

Niagara (0-4)

##	Player	tot-fg		3-pt		rebounds				pf	tp	a	to	blk	s	min		
		fg	fga	fg	fga	ft	fta	of	de								tot	
11	Prochet, Marvin	f	5	11	1	4	0	0	2	1	3	2	11	0	0	2	32	
32	Robb, Dominic	f	3	11	0	0	3	4	2	5	7	3	9	1	1	4	1 29	
05	Towns, James	g	0	4	0	0	0	0	0	0	0	2	0	1	1	0	1 23	
10	Dukes, Kahlil	g	3	8	3	4	3	3	1	1	2	1	12	2	2	0	0 33	
13	Scott, Matt	g	6	15	4	6	14	16	1	7	8	1	30	4	2	0	0 37	
00	Barton, Chris		1	2	0	0	1	2	0	0	0	0	3	0	0	0	0 9	
01	Gatling, Shane		0	4	0	2	0	0	0	0	0	0	0	0	0	0	0 8	
12	Pow, Dwayne		0	1	0	0	0	0	0	1	1	2	0	1	2	0	0 9	
20	Taylor, Maurice		0	0	0	0	0	1	2	0	2	3	0	1	2	1	0 9	
30	Tew, Ali		0	3	0	0	0	0	0	1	1	1	0	0	0	2	0 11	
TEAM							6		2		8							
Totals.....			18	59	8	16	21	26	14	18	32	15	65	10	10	9	7 200	

TOTAL FG% 1st Half: 10-32 31.3% 2nd Half: 8-27 29.6% Game: 30.5% DEADBALL
 3-Pt. FG% 1st Half: 5-11 45.5% 2nd Half: 3-5 60.0% Game: 50.0% REBOUNDS
 F Throw % 1st Half: 5-6 83.3% 2nd Half: 16-20 80.0% Game: 80.8% 2

Rutgers (4-0)

		tot-fg			3-pt			rebounds										
##	Player	fg	fga	fg	fga	ft	fta	of	de	tot	pf	tp	a	to	blk	s	min	
04	Laurent, Jonathanf	2	7	0	1	0	0	0	7	7	2	4	1	1	1	1	18	
33	Freeman, Deshawnf	2	5	0	0	2	4	0	0	0	3	6	0	2	1	0	20	
34	Gettys, C.J. c	4	6	0	0	0	0	4	4	8	2	8	0	2	3	0	20	
03	Sanders, Corey g	3	9	0	2	3	4	1	5	6	4	9	3	2	0	0	29	
35	Thiam, Issa g	3	6	3	6	0	0	0	3	3	1	9	2	1	1	0	29	
00	Johnson, Nigel	9	14	2	3	0	0	0	4	4	1	20	5	1	0	3	27	
02	Doorson, Shaquille	1	2	0	0	0	0	0	0	0	0	2	0	1	0	0	5	
05	Williams, Mike	3	8	2	6	4	4	2	3	5	4	12	3	0	0	0	16	
11	Omoruyi, Eugene	2	5	0	1	2	2	3	1	4	3	6	2	0	1	0	13	
21	Sa, Candido	1	2	0	0	0	0	2	1	3	1	2	0	1	4	0	13	
TEAM								5		2								
Totals.....		30	64	7	19	11	14	17	30	47	21	78	16	11	11	5	200	

TOTAL FG% 1st Half: 14-30 46.7% 2nd Half: 16-34 47.1% Game: 46.9% DEADBALL
 3-Pt. FG% 1st Half: 4-9 44.4% 2nd Half: 3-10 30.0% Game: 36.8% REBOUNDS
 F Throw % 1st Half: 3-6 50.0% 2nd Half: 8-8 100% Game: 78.6% 2

Officials: Steve McJunkins, Bill McCarthy, Andy O'Brien
 Technical fouls: Niagara-Pow, Dwayne. RUTGERS-Sanders, Corey 2; Freeman, Deshawn.
 Attendance: 3572

Score by Periods	1st	2nd	Total
Niagara	30	35	65
RUTGERS	35	43	78

Corey Sanders and Dwayne Pow charged with dead ball Tech Fouls 13:07 (2nd)
 DeShawn Freeman charged with Class A Unsportsmanlike Conduct Tech Foul 9:40(2)
 Corey Sanders charged with Class A Unsportsmanlike Conduct Tech Foul 7:01 (2)
 Sanders ejected from game for two Technical Fouls 7:01 (2nd)

Points in the paint-NIA 14,RUTGERS 34. Points off turnovers-NIA 9,RUTGERS 19.
 2nd chance points-NIA 14,RUTGERS 17. Fast break points-NIA 4,RUTGERS 6.
 Bench points-NIA 3,RUTGERS 42. Score tied-4 times. Lead changed-3 times.
 Last FG-NIA 2nd-00:52, RUTGERS 2nd-00:21.
 Largest lead-NIA by 3 1st-18:26, RUTGERS by 19 2nd-05:01.
 NIA led for 01:26. RUTGERS led for 34:22. Game was tied for 03:55.

POSTGAME NOTES

- Rutgers has started 4-0 under first-year head coach Steve Pikiell. He is the first RU head men's basketball coach to begin his tenure 4-0.
- RU's 4-0 record marks its best start to a season since beginning the 2000-01 campaign 5-0.
- The last time Rutgers had 11 or more blocks was Feb. 12 2013, when it also issued 11 in a 57-55 win over Seton Hall at the RAC.
- Nigel Johnson tied his career high with 20 points, his most points in a Scarlet Knight uniform. He previously had 20 points against Kansas [2/23/15] while playing at Kansas State.
- Mike Williams had 12 points, his 28th career game in double figure scoring.
- Coming off the bench, Johnson and Williams have scored in double figures in three of four games.
- Candido Sa had four blocks in 13 minutes of action.
- Issa Thiam was a career-best 3-of-6 from behind the arc for nine points.
- Rutgers established a 42-3 advantage in bench points and is 145-51 on the season in the category.
- RU had a 34-14 advantage in points in the paint, and has now outscored opponents 146-90 this season.
- The Scarlet Knights out-rebounded the Purple Eagles 47-32. The Scarlet Knights have had a rebounding advantage of at least 13 in every game this season. Last season, RU only had a rebounding margin of at least +13 twice.
- Rutgers evened the all-time series with Niagara at 1-1. The last time RU played NU, today's BTN analyst Bob Wenzel scored 14 points at Madison Square Garden in a loss to the Calvin Murphy-led Purple Eagles.

[Postgame Press Conference Video](#)

[Highlights](#)

Rutgers 66 - North Texas 53
11/23/16 7 p.m. at The RAC - Piscataway, N.J.

North Texas (1-3)

##	Player	tot-fg		3-pt		ft	fta	rebounds			pf	tp	a	to	blk	s	min
		fg	fga	fg	fga			of	de	tot							
11	GREEN, Derail f	3	8	2	6	0	0	0	3	3	5	8	0	1	2	0	24
23	BRICE JR, Rickey c	1	5	0	0	0	0	0	3	3	4	2	0	0	0	0	14
03	BROWN, Ja'Michael g	6	0	3	0	0	0	0	2	2	3	2	1	1	0	3	22
10	JOHNSON, Deckieg	5	10	3	5	0	0	2	5	7	2	13	5	0	0	0	37
52	REESE, J-Mychal g	3	11	0	2	0	0	0	3	3	3	6	4	3	0	1	32
05	HOLSTON, Allante	0	1	0	0	4	4	0	0	1	1	0	4	2	1	0	20
12	LAWSON, A.J.	1	3	0	0	0	0	1	0	1	1	2	0	2	0	0	10
14	JACKSON, Bryce	0	0	0	0	0	0	0	1	1	2	0	0	0	1	0	11
50	TEMARA, Shane	5	13	4	8	2	2	0	4	4	0	16	0	0	0	1	30
TEAM																	
Totals.....		19	57	9	24	6	6	6	22	28	20	53	12	9	3	6	200

TOTAL FG% 1st Half: 9-28 32.1% 2nd Half: 10-29 34.5% Game: 33.3% DEADBALL
 3-Pt. FG% 1st Half: 5-14 35.7% 2nd Half: 4-10 40.0% Game: 37.5% REBOUNDS
 F Throw % 1st Half: 2-2 100% 2nd Half: 4-4 100% Game: 100% 0

Rutgers (5-0)

##	Player	tot-fg		3-pt		ft	fta	rebounds			pf	tp	a	to	blk	s	min
		fg	fga	fg	fga			of	de	tot							
04	Laurent, Jonathanf	1	2	0	1	0	0	0	1	1	1	2	2	0	0	1	15
33	Freeman, Deshawnf	3	11	0	0	7	10	6	9	15	2	13	1	2	0	0	28
34	Gettys, C.J.	c	2	4	0	0	4	1	3	4	1	8	1	2	1	1	16
03	Sanders, Corey g	4	13	0	3	1	1	2	4	6	1	9	6	1	0	0	34
35	Thiam, Issa g	3	9	1	6	1	2	0	1	1	1	8	0	1	0	0	21
00	Johnson, Nigel	4	11	0	3	2	2	1	4	5	0	10	3	0	0	2	26
02	Doorson, Shaquille	0	0	0	0	0	0	1	0	1	0	0	0	0	0	0	2
05	Williams, Mike	4	8	2	5	0	1	3	3	6	3	10	1	1	2	0	24
11	Omoruyi, Eugene	1	2	0	1	0	0	1	1	2	0	2	2	3	0	0	10
21	Sa, Candido	1	3	0	1	2	2	3	3	6	2	4	0	1	5	0	24
TEAM																	
Totals.....		23	63	3	20	17	22	21	32	53	11	66	16	11	8	4	200

TOTAL FG% 1st Half: 8-32 25.0% 2nd Half: 15-31 48.4% Game: 36.5% DEADBALL
 3-Pt. FG% 1st Half: 1-12 8.3% 2nd Half: 2-8 25.0% Game: 15.0% REBOUNDS
 F Throw % 1st Half: 7-8 87.5% 2nd Half: 10-14 71.4% Game: 77.3% 2

Officials: Bo Boroski, Terry Oglesby, Paul Szec
 Technical fouls: North Texas=None, RUTGERS=None.
 Attendance: 3351

Score by Periods	1st	2nd	Total
North Texas	25	28	53
RUTGERS	24	42	66

Points in the paint-NT 16,RUTGERS 32. Points off turnovers-NT 6,RUTGERS 10.
 2nd chance points-NT 5,RUTGERS 13. Fast break points-NT 4,RUTGERS 12.
 Bench points-NT 22,RUTGERS 26. Score tied-2 times. Lead changed-2 times.
 Last FG-NT 2nd-00:27, RUTGERS 2nd-01:55.
 Largest lead-NT by 6 1st-05:08, RUTGERS by 19 2nd-02:52.
 NT led for 12:45. RUTGERS led for 26:05. Game was tied for 01:10.

POSTGAME NOTES

- Rutgers is 5-0 for the first time since 2000-01, tying for the seventh best start in school history.
- Freeman (13 points, 15 rebounds) had a double-double for the third time this season. The last Rutgers player to have three double-doubles in the first five games of the season was Kadeem Jack in 2013-14.
- Freeman's 15 rebounds (a career-high) is the most for an RU player since Jonathan Laurent had 15 boards vs. Penn State (Feb. 20, 2016).
- Candido Sa had a career-best five blocks, the most since Greg Lewis altered five shots on Nov. 29, 2014 vs. No. 8 Virginia.
- Rutgers rebounding margin of +25 marked the second time this season RU had at least 25 more rebounds than its opponent (+27, Drexel).
- Rutgers 53 rebounds signaled the second time this season with 50+ boards (56, Drexel).
- Rutgers shot just 15 percent from three-point distance. The last time RU shot under 15 percent from behind the arc and won the game was Nov. 15, 2015 vs. Howard (14.3 percent from three-point).
- Corey Sanders had six assists, marking the 14th time in 32 career games he has had five or more helpers.

[Postgame Press Conference Video](#)

[Highlights](#)

Rutgers 77 - Hartford 75
11/25/16 1 p.m. at The RAC - Piscataway, N.J.

Hartford (1-4)

##	Player	tot-fg		3-pt		ft	fta	rebounds			pf	tp	a	to	blk	s	min
		fg	fga	fg	fga			of	de	tot							
10	Carroll, John f	2	10	0	1	2	4	1	4	5	4	6	4	0	0	0	26
21	Hobbs, Jack f	3	7	3	7	0	0	1	6	7	3	9	0	2	0	2	21
01	Dunne, Jason g	7	10	4	7	0	1	1	3	4	4	18	1	2	1	1	34
03	Ross, Jalen g	5	13	3	9	6	6	0	1	1	3	19	4	7	0	0	36
13	Lynch, J.R. g	3	6	2	2	3	3	2	1	3	1	11	4	4	0	2	32
00	Wilkinson, T.	1	2	0	0	0	0	2	1	3	3	2	1	1	0	2	17
04	Blagojevic, George	4	5	0	0	0	0	1	3	4	1	8	2	0	0	2	23
11	Ramirez, Andrew	0	0	0	0	0	1	0	0	0	0	0	0	0	0	0	8
20	Twyman, Max	1	1	0	0	0	0	1	0	1	2	2	0	0	0	0	3
TEAM																	
Totals.....		26	54	12	26	11	15	9	21	30	21	75	16	17	1	9	200

TOTAL FG% 1st Half: 11-31 35.5% 2nd Half: 15-23 65.2% Game: 48.1% DEADBALL
 3-Pt. FG% 1st Half: 5-15 33.3% 2nd Half: 7-11 63.6% Game: 46.2% REBOUNDS
 F Throw % 1st Half: 0-0 0.0% 2nd Half: 11-15 73.3% Game: 73.3% 1

Rutgers (6-0)

##	Player	tot-fg		3-pt		ft	fta	rebounds			pf	tp	a	to	blk	s	min
		fg	fga	fg	fga			of	de	tot							
04	Laurent, Jonathanf	0	2	0	1	1	2	0	2	2	1	1	1	1	0	0	10
33	Freeman, Deshawnf	9	13	0	0	8	12	6	4	10	0	26	1	1	2	0	32
34	Gettys, C.J.	c	4	5	0	0	2	3	2	5	1	10	4	1	0	0	25
03	Sanders, Corey g	3	11	0	1	1	1	0	4	4	3	7	10	3	0	6	30
35	Thiam, Issa g	4	10	3	8	0	0	0	2	2	2	11	0	1	0	1	27
00	Johnson, Nigel	4	11	2	5	1	2	0	2	2	2	11	0	1	1	1	27
05	Williams, Mike	2	6	1	3	2	4	2	1	3	3	7	2	2	0	1	23
11	Omoruyi, Eugene	1	1	0	0	0	0	2	0	2	1	2	0	3	0	0	7
21	Sa, Candido	0	1	0	0	2	6	4	3	7	0	2	0	2	1	0	19
TEAM																	
Totals.....		27	60	6	18	17	30	18	21	39	13	77	18	15	4	10	200

TOTAL FG% 1st Half: 10-27 37.0% 2nd Half: 17-33 51.5% Game: 45.0% DEADBALL
 3-Pt. FG% 1st Half: 2-8 25.0% 2nd Half: 4-10 40.0% Game: 33.3% REBOUNDS
 F Throw % 1st Half: 5-12 41.7% 2nd Half: 12-18 66.7% Game: 56.7% 7,1

Officials: Brian Dorsey, Courtney Green, Brandon Cruz
 Technical fouls: HARTFORD=None, RUTGERS=None.
 Attendance: 4028

Score by Periods	1st	2nd	Total
HARTFORD	27	48	75
RUTGERS	27	50	77

Points in the paint-HARTFORD 20,RUTGERS 42. Points off turnovers-HARTFORD 14,RUTGERS 18.
 2nd chance points-HARTFORD 7,RUTGERS 20. Fast break points-HARTFORD 5,RUTGERS 12.
 Bench points-HARTFORD 12,RUTGERS 22. Score tied-9 times. Lead changed-8 times.
 Last FG-HARTFORD 2nd-00:24, RUTGERS 2nd-00:06.
 Largest lead-HARTFORD by 13 2nd-05:02, RUTGERS by 9 1st-12:57.
 HARTFORD led for 13:47. RUTGERS led for 19:36. Game was tied for 06:36.

POSTGAME NOTES

- Rutgers is 6-0 for the first time since 1975-76. The 6-0 start ties for the sixth-best in team history
- Trailing by 13 with five minutes remaining, Rutgers closed the game on a 20-5 run. It marked the first time that RU overcame a second half discrepancy of 13 or more points since defeating No. 4 Wisconsin (13 points) at the RAC, 67-62, on Jan. 11, 2015.
- Deshawn Freeman's 26 points were a career-high. It marked his ninth career-game scoring in double figures.
- Freeman had his fourth double-double in the opening six games.
- Issa Thiam scored in double figures for the first time in his career.
- Corey Sanders had a career-high six steals.
- Sanders had 10 assists, his second career game with double-digit helpers. RU's 18 assists tied for the most this season (18 vs. Drexel).
- Rutgers held the rebounding advantage (39-30) for the sixth consecutive game.
- Candido Sa had a season-high seven rebounds.
- CJ Gettys had a career-high four assists.
- The Scarlet Knights outscored the Hawks in every specialty category: 42-20 in the paint, 18-14 in points off turnovers, 20-7 in second chance points, 12-5 in fast break points and 22-12 in bench points.
- Rutgers had 18 offensive rebounds. RU came into the game leading the nation in offensive rebounding, with 18.8 per game.

[Postgame Press Conference](#)

[Highlights](#)

Miami 73 - Rutgers 61
11/30/16 7:15 p.m. at Watsco Center - Coral Gables, Fla.

Rutgers (6-1)

##	Player	tot-fg		3-pt		rebounds			pf	tp	a	to	blk	s	min
		fg	fga	fg	fga	ft	fta	of							
04	Laurent, Jonathanf	0	3	0	1	4	4	1	3	4	2	4	1	0	1 22
33	Freeman, Deshawnf	4	12	0	0	3	4	1	3	4	4	11	0	1	1 0 28
35	Thiam, Issa f	0	2	0	2	0	0	0	1	1	0	0	0	0	0 23
34	Gettys, C.J. c	2	2	0	0	0	0	1	2	3	3	4	1	1	0 0 15
03	Sanders, Corey g	6	16	0	1	0	0	0	3	3	0	12	2	4	0 1 33
00	Johnson, Nigel	2	9	0	3	0	1	1	2	3	0	4	2	2	0 3 18
02	Doorson, Shaquille	2	3	0	0	0	0	3	1	4	0	4	0	0	1 0 9
05	Williams, Mike	6	9	3	6	1	2	0	0	0	2	16	0	0	0 4 19
11	Omoruyi, Eugene	0	3	0	1	2	2	0	0	0	3	2	2	0	0 3 11
21	Sa, Candido	1	4	0	2	3	2	0	0	2	4	4	1	1	0 0 22
23	Batie, Khalil	0	0	0	0	0	0	0	0	0	0	0	0	0	0 0+
TEAM								4 2 6							
Totals.....		23	63	3	16	12	16	13	17	30	18	61	9	11	2 12200

TOTAL FG% 1st Half: 10-32 31.3% 2nd Half: 13-31 41.9% Game: 36.5% DEADBALL
 3-Pt. FG% 1st Half: 0-6 0.0% 2nd Half: 3-10 30.0% Game: 18.8% REBOUNDS
 F Throw % 1st Half: 8-10 80.0% 2nd Half: 4-6 66.7% Game: 75.0% 2

Miami (5-3)

##	Player	tot-fg		3-pt		rebounds			pf	tp	a	to	blk	s	min
		fg	fga	fg	fga	ft	fta	of							
20	Huell,Dewan f	6	14	0	0	2	5	2	7	0	14	0	0	1	2 25
21	Murphy,Kamari f	1	2	0	0	2	3	2	2	4	5	4	0	3	3 1 30
00	Newton,Ja'Quan g	5	13	0	2	1	1	2	4	6	0	11	3	6	1 1 34
05	Reed,Davon g	6	10	2	4	4	5	0	6	6	3	18	3	2	0 1 33
11	Brown,Bruce g	4	6	0	1	3	3	2	7	9	3	11	2	5	0 0 28
03	Lawrence,Anthony	2	6	1	4	3	4	0	4	4	0	8	0	1	0 2 25
04	Vasiljevic,DJ	0	1	0	1	3	3	0	1	1	1	3	1	0	0 2 11
14	Miller,Rodney	0	0	0	0	0	1	0	0	0	1	0	0	0	0 2
15	Izundu,Ebuka	2	2	0	0	0	0	0	2	2	4	4	0	2	3 0 12
TEAM								4 1 5							
Totals.....		26	54	3	12	18	22	15	29	44	17	73	9	19	8 7 200

TOTAL FG% 1st Half: 10-22 45.5% 2nd Half: 16-32 50.0% Game: 48.1% DEADBALL
 3-Pt. FG% 1st Half: 3-8 37.5% 2nd Half: 0-4 0.0% Game: 25.0% REBOUNDS
 F Throw % 1st Half: 11-13 84.6% 2nd Half: 7-9 77.8% Game: 81.8% 0

Officials: Tim Clougherty, Tim Nestor, Ted Valentine
 Technical fouls: RUTGERS-None. Miami-None.
 Attendance: 7064

Score by Periods	1st	2nd	Total
RUTGERS	28	33	61
Miami	34	39	73

Points in the paint-RUTGERS 34,UM 44. Points off turnovers-RUTGERS 21,UM 12.
 2nd chance points-RUTGERS 18,UM 15. Fast break points-RUTGERS 14,UM 7.
 Bench points-RUTGERS 30,UM 15. Score tied-0 times. Lead changed-1 time.
 Last FG-RUTGERS 2nd-00:32, UM 2nd-01:06.
 Largest lead-RUTGERS by 2 1st-19:32, UM by 21 2nd-11:27.
 RUTGERS led for 00:21. UM led for 39:11. Game was tied for 00:28.

POSTGAME NOTES

- Mike Williams scored in double figures for the fifth time in the first seven games, and the 30th time in his career. He also had four steals, a season-high.
- Sanders scored in double figures for the 25th time in his 34 game career.
- Freeman scored in double figures for the fifth time this season and 10th time in 14 career games.
- Rutgers bench outscored Miami 30-15. RU has held the advantage in bench points in all seven games this season.
- RU falls to 1-2 all-time in the ACC - Big Ten Challenge (won at Clemson in 2014).
- After 15 meetings with Miami, the Hurricanes hold a 10-5 advantage.

Rutgers 72 - Morgan State 58
12/3/16 7 p.m. at The RAC - Piscataway, N.J.

Morgan State (2-6)

##	Player	tot-fg		3-pt		rebounds			pf	tp	a	to	blk	s	min
		fg	fga	fg	fga	ft	fta	of							
21	THOMAS,Kyle f	2	12	0	5	2	3	0	5	5	1	6	1	3	0 1 32
22	CARR,Phillip f	6	16	1	1	2	4	6	7	13	2	15	0	2	3 0 38
12	ENNIS, Alex c	0	1	0	0	0	0	2	3	5	3	0	0	0	0 18
02	CAMERON,Martezg	0	1	0	1	0	0	0	2	2	1	0	3	1	0 1 16
05	KENDLEY, Tiwang	8	21	3	11	9	10	4	2	6	5	28	2	3	0 0 21
00	DAVIS, Stanley	1	5	0	2	0	0	0	3	3	0	2	1	0	1 1 19
01	GRAVES, Isiah	0	0	0	0	0	0	0	1	1	3	0	0	1	0 0 9
10	GILLESPIE,Antonio	1	4	1	4	0	0	0	0	0	0	3	0	0	0 1 17
32	SYFAX, David	1	8	0	3	0	0	3	0	3	4	2	0	1	1 0 25
44	BYERS, Tyjhai	1	1	0	0	0	0	1	0	1	2	2	0	0	0 0 5
TEAM								1 1							
Totals.....		20	69	5	27	13	17	16	24	40	21	58	7	11	5 4 200

TOTAL FG% 1st Half: 10-36 27.8% 2nd Half: 10-33 30.3% Game: 29.0% DEADBALL
 3-Pt. FG% 1st Half: 2-11 18.2% 2nd Half: 3-16 18.8% Game: 18.5% REBOUNDS
 F Throw % 1st Half: 3-4 75.0% 2nd Half: 10-13 76.9% Game: 76.5% 4,3

Rutgers 7-1

##	Player	tot-fg		3-pt		rebounds			pf	tp	a	to	blk	s	min
		fg	fga	fg	fga	ft	fta	of							
04	Laurent, Jonathanf	1	2	0	1	0	0	0	1	1	0	2	1	1	0 0 8
33	Freeman, Deshawnf	8	17	0	0	6	7	6	6	12	2	22	1	1	0 1 29
34	Gettys, C.J. c	7	7	0	0	1	1	3	4	7	3	15	0	0	4 0 23
03	Sanders, Corey g	1	8	0	3	2	4	0	5	5	2	4	4	1	1 3 35
35	Thiam, Issa g	0	2	0	1	0	0	1	3	4	1	0	1	2	0 0 13
00	Johnson, Nigel	2	14	1	4	7	8	1	3	4	7	3	15	0	0 26
02	Doorson, Shaquille	0	0	0	0	0	0	0	2	2	2	0	0	1	2 0 11
05	Williams, Mike	4	10	1	5	1	2	2	4	6	0	10	0	1	0 1 30
11	Omoruyi, Eugene	0	2	0	1	0	1	0	1	1	0	0	0	0	0 1 9
21	Sa, Candido	2	5	0	1	3	4	1	3	4	3	7	0	0	1 0 16
TEAM								4 4							
Totals.....		25	67	2	16	20	27	18	32	50	15	72	10	8	8 6 200

TOTAL FG% 1st Half: 12-34 35.3% 2nd Half: 13-33 39.4% Game: 37.3% DEADBALL
 3-Pt. FG% 1st Half: 2-12 16.7% 2nd Half: 0-4 0.0% Game: 12.5% REBOUNDS
 F Throw % 1st Half: 5-7 71.4% 2nd Half: 15-20 75.0% Game: 74.1% 4,1

Officials: Kevin O'Connell, Matt Morales, Luke Schumer
 Technical fouls: Morgan State-SYFAX, David. RUTGERS-Gettys, C.J.; Johnson, Nigel.
 Attendance: 5081

Score by Periods	1st	2nd	Total
Morgan State	25	33	58
RUTGERS	31	41	72

* 13:40 left 2nd half, each team had an unsportsmanlike technical *
 * 13:09 class A technical foul on #34 Gettys *

Points in the paint-MSUM 24,RUTGERS 42. Points off turnovers-MSUM 6,RUTGERS 9.
 2nd chance points-MSUM 15,RUTGERS 29. Fast break points-MSUM 4,RUTGERS 10.
 Bench points-MSUM 9,RUTGERS 29. Score tied-2 times. Lead changed-2 times.
 Last FG-MSUM 2nd-00:36, RUTGERS 2nd-01:39.
 Largest lead-MSUM by 7 1st-09:58, RUTGERS by 15 2nd-13:46.
 MSUM led for 10:45. RUTGERS led for 26:29. Game was tied for 02:46.

POSTGAME NOTES

- Rutgers is 6-0 at home for the first time since 2010-11.
- Rutgers is 7-1 overall. The seven victories match the team's win total from the 2015-16 season.
- Deshawn Freeman had 22 points and 12 rebounds for his fifth double-double in eight games. The last RU player with five double-doubles this early in the season was Keith Hughes, who had five in the opening seven games in 1990-91.
- Freeman had at least 20 points for the third time this season.
- Rutgers had four players score in double digits for the fourth time this season.
- CJ Gettys matched his career-high in points (15 vs. Delaware Jan 9, 2016).
- Rutgers had 50 rebounds for the third time this season. The last time RU had 50+ boards at least three times in a season was 2013-14 (52 vs. Stillman, 50 vs. Canisius, 50 vs. Florida A&M).
- Rutgers had just eight turnovers, its lowest since Jan. 18, 2016, when RU had 7 vs. Purdue.

[Postgame Press Conference](#)

[Highlights](#)

Rutgers 79 - Central Connecticut State 37
12/6/16 7 p.m. at The RAC - Piscataway, N.J.

CCSU (2-5)

#	Player	tot-fg		3-pt		ft	fta	rebounds			pf	tp	a	to	blk	s	min
		fg	fga	fg	fga			of	de	tot							
03	JONES, Mustafa f	3	10	0	1	0	0	4	1	5	0	6	1	2	1	0	27
11	PIERRE, Tidell f	3	4	0	0	0	0	2	5	7	3	6	1	4	0	0	23
10	NEHLS, Austin g	3	7	2	5	1	3	0	3	3	0	9	1	1	0	1	35
12	CUMBERLANDER, K.g	1	7	0	2	3	4	0	2	2	2	5	3	2	0	0	28
13	BATISTE, Tyson g	1	9	1	3	0	0	1	2	3	1	3	2	5	0	2	29
00	KAY, Harrison	0	5	0	3	2	2	1	4	5	1	2	0	2	1	0	15
01	SEYMOUR, Kevin	0	2	0	0	0	0	0	2	2	0	0	0	2	0	0	4
05	BOWLES, Eric	1	2	0	0	0	0	0	1	1	4	2	0	2	0	0	13
20	WHITTINGHAM, T.	0	4	0	0	0	0	0	0	0	3	0	0	1	0	0	3
24	WILLIAMS, Chris	2	6	0	3	0	0	1	1	2	1	4	0	1	0	2	18
30	MARSHALL JR, D.	0	0	0	0	0	0	0	0	0	1	0	0	0	0	0	5
TEAM								2		2							
Totals.....		14	56	3	17	6	9	11	21	32	16	37	8	22	2	5	200

TOTAL FG% 1st Half: 7-27 25.9% 2nd Half: 7-29 24.1% Game: 25.0% DEADBALL
3-Pt. FG% 1st Half: 1-7 14.3% 2nd Half: 2-10 20.0% Game: 17.6% REBOUNDS
F Throw % 1st Half: 6-8 75.0% 2nd Half: 0-1 0.0% Game: 66.7% 1

Rutgers (8-1)

#	Player	tot-fg		3-pt		ft	fta	rebounds			pf	tp	a	to	blk	s	min
		fg	fga	fg	fga			of	de	tot							
04	Laurent, Jonathanf	2	3	0	0	0	0	0	3	3	4	4	0	2	0	0	12
33	Freeman, Deshawnf	6	6	0	0	0	0	1	5	6	3	12	2	2	2	0	23
34	Gettys, C.J. c	5	7	0	0	0	0	1	4	5	1	10	3	3	2	0	22
03	Sanders, Corey g	6	9	0	1	2	3	0	1	1	0	14	3	1	0	5	24
35	Thiam, Issa g	2	5	2	4	0	0	0	3	3	3	6	1	2	0	0	17
00	Johnson, Nigel	6	9	2	3	2	3	0	4	4	1	16	3	1	0	4	23
02	Doorson, Shaquille	1	1	0	0	0	0	0	1	1	1	2	0	0	3	1	11
05	Williams, Mike	4	7	0	2	0	0	0	1	1	1	8	7	1	0	2	23
10	Smith, Aaren	0	0	0	0	0	2	0	0	0	0	0	0	0	0	0	4
11	Omoruyi, Eugene	1	1	0	0	0	0	1	4	5	1	2	3	1	0	0	13
15	Dadika, Jake	0	0	0	0	0	0	0	0	0	0	0	0	0	0	0	4
21	Sa, Candido	2	5	0	0	1	4	1	3	4	1	5	0	2	1	2	16
23	Batie, Khalil	0	0	0	0	0	1	0	2	2	0	0	2	0	0	0	4
32	Diallo, Ibrahima	0	1	0	0	0	0	0	0	0	0	0	0	0	0	0	4
TEAM								2		2							
Totals.....		35	54	4	10	5	13	4	33	37	16	79	24	16	8	14	200

TOTAL FG% 1st Half: 19-31 61.3% 2nd Half: 16-23 69.6% Game: 64.8% DEADBALL
3-Pt. FG% 1st Half: 2-7 28.6% 2nd Half: 2-3 66.7% Game: 40.0% REBOUNDS
F Throw % 1st Half: 2-6 33.3% 2nd Half: 3-7 42.9% Game: 38.5% 2

Officials: Donnie Eppley, Lewis Garrison, Rob Kueneman
Technical fouls: CCSU-None. RUTGERS-None.
Attendance: 3811

Score by Periods	1st	2nd	Total
CCSU	21	16	37
RUTGERS	42	37	79

Points in the paint-CCSU 14,RUTGERS 60. Points off turnovers-CCSU 7,RUTGERS 28.
2nd chance points-CCSU 4,RUTGERS 4. Fast break points-CCSU 4,RUTGERS 28.
Bench points-CCSU 8,RUTGERS 33. Score tied-2 times. Lead changed-2 times.
Last FG-CCSU 2nd-01:25, RUTGERS 2nd-03:02.

POSTGAME NOTES

- Steve Pikiell earned his 200th career head coaching victory.
- Rutgers shot 64.8 percent, its best mark from the field since shooting 69.6 percent (32-of-46) in a 95-87 win over Saint Joseph's on Feb. 13, 1991.
- Rutgers limited CCSU to a 25.0 percent (14-of-56) mark from the field, the lowest for an opponent since Pittsburgh shot just 21.1 percent (12-of-57) in a 62-39 RU road win on Jan. 11, 2012.
- Rutgers won by 42 points, its largest margin of victory against a Division I opponent since a 92-50 (42) win over Maryland-Eastern Shore on Dec. 7, 2005.
- Rutgers had 24 assists, the team's most since dishing out 27 helpers in a 94-56 win over UMBC on Nov. 28, 2011.
- Rutgers held an opponent under 40 points for the first time since a 62-39 win at Pittsburgh Jan. 11, 2012.
- Rutgers had 60 points in the paint, the most accumulated in its statcrew era (since 2004-05).
- Mike Williams had a career-high seven assists.
- The Scarlet Knights had eight slam dunks, including two each from C.J. Gettys, Deshawn Freeman and Corey Sanders.
- From the first half dating back to the second half against Hartford, C.J. Gettys made 16 consecutive field goals.
- Shaquille Doorson had a career-high three blocks.
- Nigel Johnson tied his career-high with four steals.
- Rutgers improves to 5-0 this season when four players score in double digits.
- Forward Aaren Smith made his career debut.

[Postgame Press Conference](#)

[Highlights](#)

Rutgers 71 - Stony Brook 66
12/10/16 7 p.m. at Island FCU Arena - Stony Brook, N.Y.

Rutgers (9-1)

#	Player	tot-fg		3-pt		ft	fta	rebounds			pf	tp	a	to	blk	s	min
		fg	fga	fg	fga			of	de	tot							
04	Laurent, Jonathanf	0	0	0	0	0	0	0	1	1	1	0	0	0	0	0	6
33	Freeman, Deshawnf	3	7	0	0	2	2	4	8	12	1	8	0	1	2	0	31
35	Thiam, Issa f	3	6	2	5	0	0	0	2	2	1	8	0	0	0	0	25
34	Gettys, C.J. c	3	8	0	0	2	3	1	0	1	2	8	3	1	0	2	28
03	Sanders, Corey g	6	10	1	2	0	0	0	4	4	4	13	1	4	0	2	26
00	Johnson, Nigel	6	12	2	6	7	9	0	6	6	0	21	2	1	0	1	31
02	Doorson, Shaquille	0	0	0	0	0	0	0	0	0	1	0	0	1	0	0	3
05	Williams, Mike	3	6	1	4	2	3	0	3	3	2	9	1	2	0	1	29
11	Omoruyi, Eugene	0	0	0	0	0	0	0	1	1	2	0	0	3	0	1	5
21	Sa, Candido	2	4	0	1	0	1	1	2	3	1	4	1	0	0	0	15
23	Batie, Khalil	0	0	0	0	0	0	0	0	0	0	0	0	0	0	0	1
TEAM								3		2							
Totals.....		26	53	6	18	13	18	9	29	38	15	71	8	13	2	7	200

TOTAL FG% 1st Half: 15-30 50.0% 2nd Half: 11-23 47.8% Game: 49.1% DEADBALL
3-Pt. FG% 1st Half: 5-11 45.5% 2nd Half: 1-7 14.3% Game: 33.3% REBOUNDS
F Throw % 1st Half: 1-2 50.0% 2nd Half: 12-16 75.0% Game: 72.2% 2

Stony Brook (3-6)

#	Player	tot-fg		3-pt		ft	fta	rebounds			pf	tp	a	to	blk	s	min
		fg	fga	fg	fga			of	de	tot							
12	Sturdivant, Tyrell f	2	8	0	0	0	1	1	3	4	4	2	0	1	0	0	21
15	Yeboah, Akwasi f	6	11	4	8	2	2	1	2	3	3	18	0	1	1	0	33
01	Iroegbu, UC g	3	8	2	6	0	0	0	2	2	2	8	1	0	1	1	18
24	Nyama, Roland g	6	10	3	6	2	2	1	2	3	4	17	0	4	0	0	31
34	Woodhouse, Lucasg	3	9	2	4	1	2	0	6	6	1	9	8	2	0	1	33
02	Almonacy, Michael	0	0	0	0	0	0	1	0	1	1	0	0	0	0	0	7
03	Mitchell, Cameron	0	1	0	0	0	0	0	1	1	0	0	0	1	2	0	11
11	Saintel, Junior	0	1	0	0	0	0	0	1	1	0	0	0	0	0	0	7
22	Sekunda, Bryan	2	5	2	5	0	0	1	1	2	3	6	3	2	2	0	19
32	Petras, Jakub	2	4	0	0	0	0	0	1	1	2	4	2	0	0	0	20
TEAM								1		2							
Totals.....		24	57	13	29	5	7	6	21	27	20	66	17	11	5	2	200

TOTAL FG% 1st Half: 13-26 50.0% 2nd Half: 11-31 35.5% Game: 42.1% DEADBALL
3-Pt. FG% 1st Half: 6-12 50.0% 2nd Half: 7-17 41.2% Game: 44.8% REBOUNDS
F Throw % 1st Half: 5-6 83.3% 2nd Half: 0-1 0.0% Game: 71.4% 0

Officials: Ray Perone, Tom Courtney, Russell Cooper
Technical fouls: RUTGERS-None. Stony Brook-None.
Attendance: 4009

Score by Periods	1st	2nd	Total
RUTGERS	36	35	71
Stony Brook	37	29	66

Points in the paint-RUTGERS 34,SBU 14. Points off turnovers-RUTGERS 14,SBU 18.
2nd chance points-RUTGERS 11,SBU 3. Fast break points-RUTGERS 6,SBU 6.
Bench points-RUTGERS 34,SBU 10. Score tied-3 times. Lead changed-7 times.
Last FG-RUTGERS 2nd-07:59, SBU 2nd-02:07.
Largest lead-RUTGERS by 6 2nd-07:59, SBU by 10 2nd-17:24.
RUTGERS led for 11:52. SBU led for 25:19. Game was tied for 02:49.

POSTGAME NOTES

- Nigel Johnson had a career-high 21 points, reaching the 20-point plateau for the third time in his career (previously done versus Kansas and Niagara).
- Johnson's six rebounds tied a season-high and his seven made free throws tied his career-high.
- Deshawn Freeman's 12 rebounds represented the sixth time in 10 games that he reached double-digit rebounds.
- Corey Sanders had 13 points, reaching double-figures for the fifth time this season and 27th time in his 37 game career.
- Rutgers head coach Steve Pikiell made his return to SBU, where he served as the head coach from 2005-06 to 2015-16.
- Rutgers is now 4-0 all-time against Stony Brook
- RU had its second road win in two attempts this season
- The Scarlet Knights had a 34-10 advantage in bench points. RU's bench has outscored the opponent in every game this season.
- Rutgers had a 38-27 advantage in rebounds and a 34-14 advantage in points in the paint. The Scarlet Knights have led in both categories in nine of the ten games this season (all wins).
- The Scarlet Knights shot 49.1 percent, their second highest percentage of the season.
- RU made its last 10 free throws in the final six minutes.

Rutgers 82 - Fairleigh Dickinson 69
12/14/16 7 p.m. at The RAC - Piscataway, N.J.

FDU (2-8)

#	Player	tot-fg		3-pt		ft	rebounds			pf	tp	a	to	blk	s	min		
		fg	fga	fg	fga		fta	of	de								tot	
05	Earl POTTS Jr	f	5	12	3	9	0	0	0	3	3	2	13	1	1	1	35	
12	Kaleb BISHOP	f	3	4	0	0	0	0	2	7	9	5	6	1	0	1	0	31
34	Mike HOLLOWAY	c	6	11	0	0	2	4	3	5	8	4	14	1	1	2	0	32
00	Stephan JIGGETTS	g	3	8	0	3	2	3	0	2	2	5	8	3	1	0	0	31
02	Darian ANDERSON	g	8	20	4	9	2	2	0	3	3	4	22	4	3	0	1	40-
01	Darnell EDGE		1	2	0	1	0	0	0	1	1	0	2	0	1	0	0	16
03	DaRon CURRY		0	0	0	0	0	0	0	0	0	0	0	0	0	0	0	0+
13	Mike SCHROBACK		0	0	0	0	0	0	0	0	0	0	0	0	0	0	0	1
14	Tyrone O'GARRO		0	0	0	0	0	0	0	0	0	0	0	1	0	0	0	5
24	Nadi BECIRI		0	0	0	0	2	2	0	0	0	0	2	0	1	0	0	2
35	Malik MILLER		1	3	0	0	0	0	0	0	0	2	2	0	0	0	0	7
TEAM								3	2	5								
Totals.....			27	60	7	22	8	11	8	23	31	22	69	11	8	4	2	200

TOTAL FG% 1st Half: 14-33 42.4% 2nd Half: 13-27 48.1% Game: 45.0% DEADBALL
3-Pt. FG% 1st Half: 4-11 36.4% 2nd Half: 3-11 27.3% Game: 31.8% REBOUNDS
F Throw % 1st Half: 0-1 0.0% 2nd Half: 8-10 80.0% Game: 72.7% 1

Rutgers (10-1)

		tot-fg			3-pt			rebounds										
##	Player	fg	fga	fg	fga	ft	fta	of	de	tot	pf	tp	a	to	blk	s	min	
33	Freeman, Deshawnt	3	5	0	0	0	3	5	8	13	4	6	1	1	1	0	21	
34	Gettys, C.J.	c	4	6	0	0	4	4	2	6	8	1	12	4	2	0	0	27
00	Johnson, Nigel	g	4	11	0	4	0	5	1	4	5	2	8	7	1	0	0	35
03	Sanders, Corey	g	6	11	0	1	3	4	0	2	2	0	15	1	0	1	1	26
35	Thiam, Issa	g	2	5	2	4	0	0	0	1	1	0	6	1	1	0	0	25
02	Doorson, Shaquille		2	3	0	0	1	3	1	1	2	0	5	0	0	0	0	7
04	Laurent, Jonathan		0	2	0	1	0	0	0	0	0	0	0	0	0	0	0	10
05	Williams, Mike		4	8	2	4	5	6	2	2	4	3	15	1	0	0	1	26
11	Omoruyi, Eugene		2	3	0	0	0	0	1	1	2	4	4	1	1	0	0	7
21	Sa, Candido		4	6	2	2	1	4	4	0	4	4	11	0	2	1	1	16
TEAM										2	2							
Totals.....			31	60	6	16	14	29	16	27	43	16	82	16	8	3	3	200

TOTAL FG% 1st Half: 16-31 51.6% 2nd Half: 15-29 51.7% Game: 51.7% DEADBALL
3-Pt. FG% 1st Half: 1-9 11.1% 2nd Half: 5-7 71.4% Game: 37.5% REBOUNDS
F Throw % 1st Half: 5-9 55.6% 2nd Half: 9-20 45.0% Game: 48.3% 5

Officials: Brian Dorsey, Ray Perone, Edwin Young
Technical fouls: FDU-Darian ANDERSON. RUTGERS-None.
Attendance: 3635

Score by Periods	1st	2nd	Total
FDU	32	37	69
RUTGERS	38	44	82

Flagrant: 2 foul on FDU #34 Holloway and is ejected. 4:36 [2nd]
Unsporting Technical foul on FDU #2 Anderson. 4:36 [2nd]

Points in the paint-FDU 32,RUTGERS 50. Points off turnovers-FDU 7,RUTGERS 9.
2nd chance points-FDU 10,RUTGERS 22. Fast break points-FDU 2,RUTGERS 10.
Bench points-FDU 6,RUTGERS 35. Score tied-4 times. Lead changed-5 times.
Last FG-FDU 2nd-03:58, RUTGERS 2nd-00:35.
Largest lead-FDU by 2 1st-19:28, RUTGERS by 13 2nd-00:35.
FDU led for 02:20. RUTGERS led for 34:15. Game was tied for 03:25.

POSTGAME NOTES

- Rutgers improved to 8-0 at the RAC for the first time since 2001-02.
- RU is undefeated at home in nonconference play for the first time since 2010-11.
- RU's 51.7 percent (31-of-60) shooting mark was its second best this season, after depositing 64.8 percent (35-of-54 versus CCSU).
- Deshawn Freeman had 13 rebounds, reaching double-digits on the boards for the seventh time this season and 12th time in 18 career games.
- Corey Sanders reached double digit scoring for sixth time this season and the 28th time in his career (38 games). The 15 points tied his season high.
- Nigel Johnson tied his career-high with seven assists.
- Candido Sa tied his career-high with 11 points.
- CJ Gettys tied his career-high with four assists.
- Rutgers had four players score in double-digit points for the sixth time this season.
- Rutgers' bench outscored FDU's reserves 35-6. RU has had the advantage in bench points in every game this season (354-133 on the season).
- The Scarlet Knights had a 43-31 advantage in rebounds and 50-32 advantage in points in the paint. RU has led those categories in 10 of 11 games this season (all wins).
- Rutgers improved to 12-2 all-time against FDU.

[Postgame Press Conference](#)

Rutgers 68 - Fordham 53
12/18/16 1 p.m. at Madison Square Garden - New York, N.Y.

Fordham (5-7)

		tot-fg		3-pt		rebounds											
##	Player	fg	fga	fg	fga	ft	fta	of	de	tot	pf	tp	a	to	blk	s	min
33	PEKAREK,DAVID f	2	8	1	5	0	0	0	0	0	2	5	2	0	2	0	27
23	SENGFELDER,CHRIS f	15	1	10	1	2	1	3	4	4	6	0	1	1	0	0	35
44	SLANINA,PROKOP c	0	4	0	3	0	0	1	1	2	1	0	0	3	3	2	25
00	ANDERSON,A. g	5	12	1	4	0	0	1	3	4	3	11	7	3	0	1	39
05	TAVARES,WILL g	2	3	0	0	0	0	0	1	1	0	4	1	1	0	0	7
01	OHAMS,CHUBA	0	0	0	0	0	0	0	1	1	1	0	0	0	0	0	1
12	CHARTOUNY,J.	6	8	3	4	2	3	1	1	2	2	17	2	0	0	7	33
32	HAWKINS, J.	2	9	0	3	6	6	2	4	6	1	10	0	0	1	0	33
TEAM								1	1	2							
Totals.....		19	59	6	29	9	11	7	15	22	14	53	12	9	7	10200	

TOTAL FG% 1st Half: 9-30 30.0% 2nd Half: 10-29 34.5% Game: 32.2% DEADBALL
3-Pt. FG% 1st Half: 1-12 8.3% 2nd Half: 5-17 29.4% Game: 20.7% REBOUNDS
F Throw % 1st Half: 1-3 33.3% 2nd Half: 8-8 100% Game: 81.8% 0

Rutgers (11-1)

##	Player	tot-fg			3-pt			rebounds			pf	tp	a	to	blk	s	min	
		fg	fga	fg	fga	ft	fta	of	de	tot								
33	Freeman, Deshawnt	f	7	13	0	0	2	2	5	6	11	1	16	2	3	0	0	25
34	Gettys, C.J.	c	2	2	0	0	1	2	1	2	3	1	5	2	1	0	1	20
00	Johnson, Nigel	g	4	11	1	3	2	2	0	4	4	0	11	3	3	0	1	33
03	Sanders, Corey	g	3	6	1	1	0	0	0	6	6	3	7	5	6	1	0	34
04	Laurent, Jonathan	f	2	3	0	0	0	0	1	1	2	0	4	0	1	1	0	16
02	Doorson, Shaquille		0	0	0	0	0	2	0	0	0	0	0	0	0	0	0	5
05	Williams, Mike		7	12	2	4	3	5	1	5	6	4	19	1	0	0	0	25
11	Omoruyi, Eugene		0	5	0	0	0	0	4	4	8	1	0	3	0	2	0	15
21	Sa, Candido		3	4	0	0	0	0	3	6	9	2	6	1	2	2	0	24
35	Thiam, Issa		0	1	0	1	0	0	0	0	0	0	0	0	1	0	0	3
TEAM								1	1	2								
Totals.....			28	57	4	9	8	13	16	35	51	12	68	17	17	6	2	200

TOTAL FG% 1st Half: 15-30 50.0% 2nd Half: 13-27 48.1% Game: 49.1% DEADBALL
3-Pt. FG% 1st Half: 2-5 40.0% 2nd Half: 2-4 50.0% Game: 44.4% REBOUNDS
F Throw % 1st Half: 2-6 33.3% 2nd Half: 6-7 85.7% Game: 61.5% 3

Officials: Ed Corbett, Rob Riley, Evan Burroughs
Technical fouls: FORDHAM-None. RUTGERS-None.
Attendance: 8200

Score by Periods	1st	2nd	Total
FORDHAM	20	33	53
RUTGERS	34	34	68

2016 Advanced Auto Parts Holiday Festival

Points in the paint-FOR 24,RUTGERS 42. Points off turnovers-FOR 21,RUTGERS 10.
2nd chance points-FOR 1,RUTGERS 13. Fast break points-FOR 11,RUTGERS 4.
Bench points-FOR 27,RUTGERS 25. Score tied-3 times. Lead changed-1 time.
Last FG-FOR 2nd-00:44, RUTGERS 2nd-00:16.
Largest lead-FOR by 6 1st-17:00, RUTGERS by 17 1st-00:35.
FOR led for 06:52. RUTGERS led for 31:24. Game was tied for 01:44.

POSTGAME NOTES

- The 15-point victory was the largest margin of victory in the Holiday Festival since an 85-70 win over BYU on Dec. 29, 1990 (tied for the second largest RU margin of victory at the Holiday Festival all-time).
- Mike Williams had a season-high 19 points. He scored double figures for the eighth time this season (12 games) and the 33rd time in his career.
- Candido Sa had a career-high nine rebounds.
- Eugene Omoruyi had a career-high eight rebounds.
- Deshawn Freeman had a double-double with 16 points and 11 rebounds - his sixth double-double of the season.
- Nigel Johnson scored in double-digits for the ninth time this season with 11 points.
- Rutgers had over 50 rebounds for the fourth time this season.
- The rebounding margin of +29 was RU's largest this season.
- Prior to the game, RU Hall of Famer Hollis Copeland was honored as an ECAC Legend.
- The crowd of 8,200 was the largest that Rutgers played in front of this season.
- Rutgers is now 12-9 all-time in the Holiday Festival and 26-27 all-time against Fordham.

[Postgame Press Conference](#)

[Highlights](#)

Seton Hall 72 - Rutgers 61
12/23/16 6:30 p.m. at Prudential Center - Newark, N.J.

Rutgers [11-2]

##	Player	tot-fg		3-pt		rebounds				pf	tp	a	to	blk	s	min
		fg	fga	fg	fga	ft	fta	of	de							
11	Omoruyi, Eugene f	0	0	0	0	2	4	1	1	2	2	0	0	0	2	8
33	Freeman, Deshawnf	1	4	0	0	5	6	1	10	11	4	7	1	4	1	23
34	Gettys, C.J. c	1	7	0	0	2	2	0	0	0	5	4	0	4	1	16
00	Johnson, Nigel g	5	14	1	3	5	5	0	4	4	1	16	2	2	0	36
03	Sanders, Corey g	8	14	0	0	1	3	1	1	2	1	17	2	3	1	30
02	Doorson, Shaquille	0	0	0	0	0	0	0	0	0	2	0	0	0	0	3
04	Laurent, Jonathan	0	0	0	0	4	4	1	5	6	0	4	0	2	1	17
05	Williams, Mike	2	6	2	6	1	2	0	5	5	5	7	1	2	1	28
21	Sa, Candido	1	5	0	1	0	0	0	0	0	4	2	0	1	0	21
32	Diallo, Ibrahima	0	0	0	0	2	2	0	4	4	4	2	1	1	3	18
TEAM								2		2						
Totals.....		18	50	3	10	22	28	6	30	36	28	61	7	19	8	7 200

TOTAL FG% 1st Half: 9-26 34.6% 2nd Half: 9-24 37.5% Game: 36.0% DEADBALL
 3-Pt. FG% 1st Half: 2-5 40.0% 2nd Half: 1-5 20.0% Game: 30.0% REBOUNDS
 F Throw % 1st Half: 12-15 80.0% 2nd Half: 10-13 76.9% Game: 78.6% 1,1

Seton Hall [10-2]

##	Player	tot-fg		3-pt		rebounds				pf	tp	a	to	blk	s	min
		fg	fga	fg	fga	ft	fta	of	de							
14	SANOGO, Ismael f	1	3	0	0	1	4	7	9	16	3	3	2	4	2	30
20	RODRIGUEZ, Desif	6	12	0	2	1	2	1	2	3	4	13	1	3	1	25
31	DELGADO, Angel f	7	19	0	0	5	9	5	11	16	3	19	2	1	0	30
00	CARRINGTON, K. g	5	15	3	6	7	8	0	2	2	2	20	0	1	0	35
30	JONES, Madison g	2	4	1	1	3	4	0	2	2	2	8	5	0	0	29
01	NZEI, Michael	1	2	0	0	2	3	2	1	3	2	4	0	1	0	11
02	THOMAS, Jevon	0	0	0	0	0	1	0	2	2	1	0	1	2	0	10
13	POWELL, Myles	2	8	1	5	0	0	0	0	0	1	5	0	1	0	22
25	ANTHONY, Rashed	0	0	0	0	0	0	0	0	0	2	0	0	0	0	8
TEAM								2		4						
Totals.....		24	63	5	14	19	31	17	31	48	20	72	11	15	3	7 200

TOTAL FG% 1st Half: 8-33 24.2% 2nd Half: 16-30 53.3% Game: 38.1% DEADBALL
 3-Pt. FG% 1st Half: 1-6 16.7% 2nd Half: 4-8 50.0% Game: 35.7% REBOUNDS
 F Throw % 1st Half: 6-11 54.5% 2nd Half: 13-20 65.0% Game: 61.3% 3

Officials: John Gaffney, Brian Dorsey, Bo Boroski
 Technical fouls: RUTGERS-None. Seton Hall-None.
 Attendance: 10481

Score by Periods	1st	2nd	Total
RUTGERS	32	29	61
Seton Hall	23	49	72

Points in the paint-RUTGERS 18,SHU 34. Points off turnovers-RUTGERS 17,SHU 19.
 2nd chance points-RUTGERS 6,SHU 19. Fast break points-RUTGERS 10,SHU 10.
 Bench points-RUTGERS 15,SHU 9. Score tied-8 times. Lead changed-9 times.
 Last FG-RUTGERS 2nd-00:59, SHU 2nd-01:58.
 Largest lead-RUTGERS by 9 1st-02:05, SHU by 12 2nd-00:40.
 RUTGERS led for 20:25. SHU led for 13:25. Game was tied for 06:10.

POSTGAME NOTES

- Nigel Johnson had 16 points, his 10th time in 13 games scoring in double figures.
- Corey Sanders had a team and season-high 17 points, his seventh time this season and 29th time in 40 career games scoring in double-digits.
- Deshawn Freeman had 11 rebounds, reaching double-figure rebounding for the ninth time in 13 games. He has led the team in rebounding 11 times this season.
- Jonathan Laurent tied his season high with six rebounds.
- In a season-high 18 minutes, Ibrahima Diallo had his first three blocks of the season, tying his career-high.
- Freshman Eugene Omoruyi made his first career-start and recorded two steals in eight minutes.
- The Rutgers bench outscored SHU 15-9, the 12th time this season RU has led in bench points.
- Seton Hall now leads the all-time series 39-29.
- Rutgers is now 4-4 against Seton Hall in the Prudential Center.

[Postgame Press Conference](#)

Wisconsin 72 - Rutgers 52
12/27/16 7 p.m. at Kohl Center - Madison, Wis.

Rutgers [11-3, 0-1]

##	Player	tot-fg		3-pt		rebounds				pf	tp	a	to	blk	s	min
		fg	fga	fg	fga	ft	fta	of	de							
11	Omoruyi, Eugene f	0	2	0	1	0	0	0	0	0	1	0	1	1	0	10
33	Freeman, Deshawnf	3	8	0	1	3	5	2	1	3	5	9	0	4	0	15
34	Gettys, C.J. c	2	3	0	0	0	0	1	0	1	3	4	0	2	0	11
00	Johnson, Nigel g	4	14	3	5	0	2	2	3	5	1	11	1	1	0	28
05	Williams, Mike g	6	10	4	5	2	2	4	4	8	3	18	1	2	1	27
02	Doorson, Shaquille	0	0	0	0	0	0	0	2	2	0	0	0	0	0	13
03	Sanders, Corey	1	11	0	1	2	2	0	2	2	1	4	3	0	0	23
04	Laurent, Jonathan	1	2	0	0	0	0	2	3	5	4	2	0	2	0	8
15	Dadika, Jake	0	1	0	1	0	0	0	1	1	0	0	0	0	0	7
21	Sa, Candido	0	2	0	1	0	0	3	1	4	4	0	1	2	2	24
32	Diallo, Ibrahima	1	3	0	0	0	0	1	0	1	2	2	0	1	1	17
35	Thiam, Issa	1	6	0	3	0	0	0	1	1	0	2	0	0	0	17
TEAM								2		2						
Totals.....		19	62	7	18	7	11	17	18	35	24	52	7	15	4	6 198

TOTAL FG% 1st Half: 6-26 23.1% 2nd Half: 13-36 36.1% Game: 30.6% DEADBALL
 3-Pt. FG% 1st Half: 2-7 28.6% 2nd Half: 5-11 45.5% Game: 38.9% REBOUNDS
 F Throw % 1st Half: 4-7 57.1% 2nd Half: 3-4 75.0% Game: 63.6% 2

Wisconsin [12-2, 1-0]

##	Player	tot-fg		3-pt		rebounds				pf	tp	a	to	blk	s	min
		fg	fga	fg	fga	ft	fta	of	de							
10	Hayes, Nigel f	5	9	0	0	10	10	2	4	6	2	20	2	1	1	2 36
22	Happ, Ethan f	4	10	0	0	2	5	3	8	11	3	10	2	3	1	30
30	Brown, Vitto f	2	5	1	4	0	0	2	5	7	2	5	3	2	2	25
03	Showalter, Zak g	6	10	2	5	4	5	0	1	1	3	18	1	1	0	30
24	Koenig, Bronson g	3	10	2	5	0	0	0	3	3	0	8	1	1	0	33
00	Trice, D'Mitrik	2	3	0	1	0	0	0	4	4	1	4	0	2	0	13
01	Pritzl, Brevin	0	0	0	0	0	0	0	0	0	0	0	0	0	0	1
04	Ferris, Matt	0	0	0	0	0	0	0	0	0	0	0	0	0	0	1
05	Moesch, Aaron	0	0	0	0	1	2	1	0	1	0	1	0	0	0	1
11	Hill, Jordan	0	0	0	0	0	0	0	0	0	0	0	0	0	0	3
15	Thomas IV, Charles	0	0	0	0	0	0	0	1	1	3	0	0	2	0	2
20	Schlundt, T.J.	0	1	0	1	0	0	0	0	0	0	0	0	0	0	1
21	Iverson, Khalil	1	5	0	1	4	4	1	5	0	6	0	1	2	0	19
25	Illikainen, Alex	0	0	0	0	2	0	0	0	0	1	0	0	0	0	4
33	Van Vliet, Andy	0	1	0	1	0	0	0	0	0	0	0	0	0	0	1
TEAM								4		5						
Totals.....		23	54	5	18	21	28	16	28	44	15	72	9	13	6	102 01

TOTAL FG% 1st Half: 11-27 40.7% 2nd Half: 12-27 44.4% Game: 42.6% DEADBALL
 3-Pt. FG% 1st Half: 3-10 30.0% 2nd Half: 2-8 25.0% Game: 27.8% REBOUNDS
 F Throw % 1st Half: 8-13 61.5% 2nd Half: 13-15 86.7% Game: 75.0% 4

Officials: D.J. Carstensen, Bo Boroski, Rob Kueneman
 Technical fouls: RUTGERS-None. Wisconsin-None.
 Attendance: 17287

Score by Periods	1st	2nd	Total
RUTGERS	18	34	52
Wisconsin	33	39	72

Points in the paint-RUTGERS 18,WIS 26. Points off turnovers-RUTGERS 13,WIS 18.
 2nd chance points-RUTGERS 18,WIS 15. Fast break points-RUTGERS 8,WIS 6.
 Bench points-RUTGERS 10,WIS 11. Score tied-0 times. Lead changed-0 times.
 Last FG-RUTGERS 2nd-01:21, WIS 2nd-02:50.
 Largest lead-RUTGERS None, WIS by 21 2nd-14:07.
 RUTGERS led for 00:00. WIS led for 37:42. Game was tied for 01:55.

POSTGAME NOTES

- Mike Williams made his first start of the season and had 18 points and seven rebounds. It was Williams' ninth time in 14 games scoring in double figures.
- Williams led the team in rebounding for the second time this season (fourth career).
- Williams has averaged 19.0 points in two trips to the Kohl Center (team-high 20 points last season).
- Nigel Johnson scored all 11 of his points in the second half. It was Johnson's 11th time in 14 games scoring in double digits.
- The Badgers now hold a 5-1 advantage in the all-time series

Penn State 60 - Rutgers 47
1/1/17 2:30 p.m. at The RAC - Piscataway, N.J.

Penn State (9-6, 1-1)

#	Player	tot-fg		3-pt		rebounds							a	to	blk	s	min	
		fg	fga	fg	fga	ft	fta	of	de	tot	pf	tp						
00	Banks, Payton	f	6	15	5	10	3	4	0	2	2	2	20	0	3	0	1	31
11	Stevens, Lamar	f	2	6	0	0	4	4	0	8	8	4	8	2	2	0	2	30
44	Moore, Julian	f	3	4	0	0	0	1	0	3	3	1	6	0	1	2	0	21
10	Carr, Tony	g	4	10	2	4	5	7	1	6	7	2	15	3	1	0	0	30
23	Reaves, Josh	g	2	7	0	2	0	0	1	3	4	4	4	2	4	0	1	30
05	Samuel, Terrence	1	1	0	0	0	0	0	0	3	3	3	2	2	1	0	1	15
21	Washington, Isiah	0	0	0	0	0	0	0	0	0	0	0	0	0	0	0	0	1
24	Watkins, Mike	2	6	0	0	1	2	3	5	8	1	5	0	0	1	0	1	18
33	Garner, Shep	0	6	0	6	0	0	0	2	2	0	0	3	2	0	2	2	24
TEAM								2	3	5								
Totals.....			20	55	7	22	13	18	7	35	42	17	60	12	14	3	7	200

TOTAL FG% 1st Half: 9-33 27.3% 2nd Half: 11-22 50.0% Game: 36.4% DEADBALL
 3-Pt. FG% 1st Half: 4-13 30.8% 2nd Half: 3-9 33.3% Game: 31.8% REBOUNDS
 F Throw % 1st Half: 5-5 100% 2nd Half: 6-13 61.5% Game: 72.2% 3,1

Rutgers (11-4, 0-2)

#	Player	tot-fg		3-pt		rebounds			pf	tp	a	to	blk	s	min		
		fg	fga	fg	fta	of	de	tot									
11	Omoruyi, Eugene f	0	3	0	1	0	0	1	2	1	0	1	1	0	0	16	
33	Freeman, Deshawnf	2	4	0	0	0	0	1	1	2	3	4	0	2	0	20	
34	Gettys, C.J. c	3	7	0	0	0	0	2	6	8	2	6	1	1	1	0	21
00	Johnson, Nigel g	1	8	0	3	0	0	0	2	2	0	2	2	2	0	1	25
05	Williams, Mike g	5	17	3	10	3	6	1	9	10	1	16	1	3	0	2	32
02	Doorson, Shaquille	0	0	0	0	0	0	3	3	2	0	0	2	1	0	15	
03	Sanders, Corey	3	10	0	1	4	4	1	2	3	4	10	1	2	0	1	23
04	Laurent, Jonathan	2	4	0	0	0	0	0	2	2	2	4	0	3	0	2	16
21	Sa, Candido	2	5	0	2	1	3	3	4	7	2	5	0	0	2	0	20
32	Diallo, Ibrahima	0	0	0	0	0	0	0	0	0	0	0	0	0	0	0	3
35	Thiam, Issa	0	5	0	3	0	0	1	0	1	0	0	0	1	0	0	9
TEAM								3	3								
Totals.....		18	63	3	20	8	13	13	30	43	17	47	6	17	4	6	200

TOTAL FG% 1st Half: 10-33 30.3% 2nd Half: 8-30 26.7% Game: 28.6% DEADBALL
 3-Pt. FG% 1st Half: 2-10 20.0% 2nd Half: 1-10 10.0% Game: 15.0% REBOUNDS
 F Throw % 1st Half: 1-2 50.0% 2nd Half: 7-11 63.6% Game: 61.5% 1

Officials: Terry Oglesby, Paul Szelc, Ray Perone
 Technical fouls: PSU-None. RUTGERS-None.
 Attendance: 6079

Score by Periods	1st	2nd	Total
PSU	27	33	60
RUTGERS	23	24	47

Points in the paint-PSU 24,RUTGERS 30. Points off turnovers-PSU 17,RUTGERS 15.
 2nd chance points-PSU 3,RUTGERS 9. Fast break points-PSU 16,RUTGERS 4.
 Bench points-PSU 7,RUTGERS 19. Score tied-2 times. Lead changed-5 times.
 Last FG-PSU 2nd-00:39, RUTGERS 2nd-00:45.
 Largest lead-PSU by 18 2nd-12:43, RUTGERS by 5 1st-14:32.
 PSU led for 26:30. RUTGERS led for 11:51. Game was tied for 01:39.

POSTGAME NOTES

- The attendance of 6,079 was the largest home crowd of the season for Rutgers.
- Williams had his first double-double of the season and the third of his career. It was his sixth time leading the team in scoring this season and third time leading it in rebounding.
- Williams reached double-figure scoring for the 10th time this season and the 33rd time in his career.
- Corey Sanders scored in double figures for the 30th time in 42 career games and for the eighth time this season.
- Eugene Omoruyi played a career-high 16 minutes.
- Penn State leads the all-time series 40-30, including 3-1 in Big Ten play.

[Postgame Press Conference](#)

Michigan State 93 - Rutgers 65
1/4/17 6:30 p.m. at Breslin Center - East Lansing, Mich.

Rutgers (11-5, 0-3)

#	Player	tot-fg		3-pt		rebounds							a	to	blk	s	min	
		fg	fga	fg	fga	ft	fta	of	de	tot	pf	tp						
11	Omoruyi, Eugene f	0	4	0	0	3	4	3	1	4	2	3	0	2	0	0	17	
33	Freeman, Deshawnf	3	6	0	0	1	3	1	2	3	3	7	1	5	0	0	22	
34	Gettys, C.J. c	3	5	0	0	4	7	3	0	3	3	10	2	0	2	0	20	
00	Johnson, Nigel g	6	12	1	2	2	4	0	1	1	1	15	1	1	0	2	29	
03	Sanders, Corey g	9	16	2	3	2	4	0	5	5	1	22	0	3	0	2	36	
02	Doorson, Shaquille	0	1	0	0	0	2	2	0	2	2	0	0	0	0	1	8	
04	Laurent, Jonathan	0	0	0	0	0	0	1	1	2	0	0	0	0	0	0	4	
05	Williams, Mike	1	4	0	1	0	0	0	0	0	2	2	0	0	1	0	16	
15	Dadika, Jake	0	0	0	0	0	0	0	0	0	0	0	1	0	0	1	2	
21	Sa, Candido	1	5	0	0	0	3	1	2	3	1	2	0	1	0	1	18	
32	Diallo, Ibrahima	1	3	0	0	0	0	2	1	3	4	2	1	1	0	0	12	
35	Thiam, Issa	1	4	0	2	0	0	0	3	3	1	2	1	0	0	1	16	
TEAM									2	3	5							
Totals.....		25	60	3	8	12	27	15	19	34	20	65	7	14	3	8	200	

TOTAL FG% 1st Half: 14-32 43.8% 2nd Half: 11-28 39.3% Game: 41.7% DEADBALL
 3-Pt. FG% 1st Half: 1-3 33.3% 2nd Half: 2-5 40.0% Game: 37.5% REBOUNDS
 F Throw % 1st Half: 3-9 33.3% 2nd Half: 9-18 50.0% Game: 44.4% 8

Michigan State (11-5, 3-0)

##	Player	tot-fg				3-pt		rebounds				pf	tp	a	to	blk	s	min
		fg	fga	fg	fga	ft	fta	of	de	tot								
30	Van Dyk, Matt	f	2	2	0	0	3	4	3	0	3	2	7	0	1	1	0	13
44	Ward, Nick	f	5	9	0	0	5	8	2	4	6	2	15	2	0	4	1	24
01	Langford, Joshua	g	3	6	2	3	0	0	1	3	4	3	8	2	0	0	0	24
05	Winston, Cassius	g	1	4	0	2	0	0	0	0	0	3	2	8	2	0	1	20
14	Harris, Eron	g	7	12	5	8	5	5	0	0	0	1	24	4	0	0	0	19
00	Ahrens, Kyle	1	3	1	3	0	0	0	3	3	4	3	1	0	0	0	11	
03	Ellis III, Alvin	2	5	1	2	0	0	0	1	1	1	5	0	1	1	2	15	
11	Naim Jr., Lourawls	1	1	0	0	0	0	2	0	4	4	1	2	3	1	0	1	20
20	McQuaid, Matt	4	6	2	3	2	2	0	0	0	0	2	12	2	1	0	1	19
22	Bridges, Miles	3	5	0	1	0	0	1	5	6	0	6	2	2	2	0	1	17
25	Goins, Kenny	4	4	0	0	1	1	0	6	6	3	9	1	1	2	0	15	
40	Roy, Greg	0	0	0	0	0	0	0	0	0	0	0	0	0	0	0	1	
41	George, Conner	0	0	0	0	0	0	0	0	0	0	0	1	1	0	0	2	
TEAM										1	1							
Totals.....			33	57	11	22	16	22	7	27	34	22	93	26	11	10	6	200

TOTAL FG% 1st Half: 12-27 44.4% 2nd Half: 21-30 70.0% Game: 57.9% DEADBALL
 3-Pt. FG% 1st Half: 5-12 41.7% 2nd Half: 6-10 60.0% Game: 50.0% REBOUNDS
 F Throw % 1st Half: 13-17 76.5% 2nd Half: 3-5 60.0% Game: 72.7% 4

Officials: Lamont Simpson, Eric Curry, Edwin Young
 Technical fouls: RUTGERS-None. Michigan State-None.
 Attendance: 14797

Score by Periods	1st	2nd	Total
RUTGERS	32	33	65
Michigan State	42	51	93

Points in the paint-RUTGERS 38,MSU 34. Points off turnovers-RUTGERS 13,MSU 19.
 2nd chance points-RUTGERS 15,MSU 14. Fast break points-RUTGERS 16,MSU 12.
 Bench points-RUTGERS 8,MSU 37. Score tied-2 times. Lead changed-1 time.
 Last FG-RUTGERS 2nd-01:20, MSU 2nd-00:58.
 Largest lead-RUTGERS by 6 1st-18:57, MSU by 28 2nd-00:22.
 RUTGERS led for 04:07. MSU led for 34:01. Game was tied for 01:51.

POSTGAME NOTES

- Sanders' 22 points was a season-high. He scored in double-figures for the ninth time this season and 31st time in his career he scored in double figures.
- Nigel Johnson scored in double-figures for the 12th time this season.
- CJ Gettys scored double digits for the fifth time this season.
- Issa Thiam tied a career-high with three rebounds.
- Rutgers had three players scored in double-figures for the 10th time this season.
- Michigan State leads the all-time series 5-0.

Iowa 68 - Rutgers 62
1/8/17 4:30 p.m. at Carver-Hawkeye Arena - Iowa City, Iowa

Rutgers (11-6, 0-4)

#	Player	tot-fg		3-pt		rebounds					pf	tp	a	to	blk	s	min
		fg	fga	fg	fga	ft	fta	of	de	tot							
11	Omoruyi, Eugene f	0	0	0	0	0	0	0	0	0	0	0	0	0	0	0	5
33	Freeman, Deshawn f	9	13	1	1	0	0	5	8	13	2	19	1	2	0	0	5
34	Gettys, C.J. c	1	6	0	0	0	0	3	4	7	2	2	2	2	1	0	31
00	Johnson, Nigel g	5	16	1	6	2	2	1	4	5	0	13	2	4	0	1	36
03	Sanders, Corey g	6	17	1	2	0	2	1	2	3	4	13	5	4	0	2	36
02	Doorson, Shaquille	0	0	0	0	0	0	0	0	0	0	0	1	0	0	0	2
04	Laurent, Jonathan	4	6	0	0	0	0	1	0	1	3	8	1	1	0	0	17
05	Williams, Mike	0	4	0	3	0	0	2	2	4	2	0	0	3	0	0	20
21	Sa, Candido	1	5	0	0	0	0	0	2	2	3	2	0	0	0	1	17
32	Diallo, Ibrahim	1	3	0	0	0	0	3	0	3	5	2	1	0	2	1	9
35	Thiam, Issa	1	3	1	3	0	0	0	0	0	1	3	0	1	0	0	7
TEAM								3	3	6							
Totals.....		28	73	4	15	2	4	19	25	44	22	62	13	17	3	102	00

TOTAL FG% 1st Half: 15-34 44.1% 2nd Half: 13-39 33.3% Game: 38.4% DEADBALL
 3-Pt. FG% 1st Half: 2-6 33.3% 2nd Half: 2-9 22.2% Game: 26.7% REBOUNDS
 F Throw % 1st Half: 0-0 0.0% 2nd Half: 2-4 50.0% Game: 50.0% 1

Iowa (10-7, 2-2)

#	Player	f	tot-fg		3-pt		rebounds				tp	a	to	blk	s	min		
			fg	fga	fg	fga	ft	fta	of	de							tot	
05	Cook, Tyler	f	1	6	0	0	2	4	0	2	2	1	4	0	1	1	21	
35	Pemsl, Cordell	f	5	8	0	0	3	5	0	2	2	3	13	1	2	3	0	31
03	Bohannon, Jordan	g	2	5	0	2	4	4	0	1	1	2	8	8	4	0	1	29
04	Moss, Isaiah	g	3	4	2	3	0	0	1	1	2	0	8	0	2	0	0	18
14	Jok, Peter	g	7	18	2	10	2	2	1	10	11	2	18	2	3	0	2	30
00	Wagner, Ahmad		1	1	0	0	0	0	0	0	0	1	2	1	0	0	0	4
10	Williams, Christian		0	2	0	0	0	0	1	1	2	1	0	1	3	0	3	11
24	Ellingson, Brady		0	1	0	1	0	0	0	2	2	0	0	1	0	0	0	8
25	Uhl, Dom		2	4	1	2	5	8	3	5	8	0	10	1	1	5	0	23
51	Baer, Nicholas		2	4	1	2	0	0	3	2	5	2	5	1	2	0	3	25
TEAM																		
Totals.....			23	53	6	20	16	23	9	27	36	12	68	16	18	9	102	00

TOTAL FG% 1st Half: 13-28 46.4% 2nd Half: 10-25 40.0% Game: 43.4% DEADBALL
 3-Pt. FG% 1st Half: 6-15 40.0% 2nd Half: 0-5 0.0% Game: 30.0% REBOUNDS
 F Throw % 1st Half: 0-2 0.0% 2nd Half: 16-21 76.2% Game: 69.6% 3

Officials: Tom Eades, Gene Steratore, Rob Kueneman
 Technical fouls: RUTGERS-None. Iowa-None.
 Attendance: 11347

Score by Periods	1st	2nd	Total
RUTGERS	32	30	62
Iowa	32	36	68

Fouled Out - Rutgers: Diallo (5:42)

Points in the paint-RUTGERS 40,IOWA 26. Points off turnovers-RUTGERS 19,IOWA 15.
 2nd chance points-RUTGERS 13,IOWA 7. Fast break points-RUTGERS 6,IOWA 10.
 Bench points-RUTGERS 15,IOWA 17. Score tied-4 times. Lead changed-8 times.
 Last FG-RUTGERS 2nd-00:01, IOWA 2nd-01:09.
 Largest lead-RUTGERS by 9 2nd-10:12, IOWA by 9 2nd-00:11.
 RUTGERS led for 23:29. IOWA led for 14:57. Game was tied for 01:34.

POSTGAME NOTES

- Deshawn Freeman had his seventh double-double in 16 games. It marks the most double-doubles in a season for a Rutgers player since Dane Miller had seven over 32 games in 2011-12.
- Freeman has scored in double-figures nine times this season and has had double-digit rebounds on 10 occasions.
- Freeman made the first career three-pointer on the team's final offensive possession.
- Freeman had a career-high five steals.
- Corey Sanders scored in double-figures for the 10th time this season and 32nd time in 44 career games.
- Nigel Johnson scored in double-figures for the 13th time this season.
- Iowa now leads the all-time series 4-0.

Northwestern 69 - Rutgers 60
1/12/17 9 p.m. at The RAC - Piscataway, N.J.

Northwestern (14-4, 3-2)

#	Player	tot-fg		3-pt		rebounds											
		fg	fga	fg	fga	ft	fta	of	de	tot	pf	tp	a	to	blk	s	min
04	Law, Vic f	7	14	0	4	9	9	2	6	8	4	23	0	0	2	1	36
34	Lumpkin, Sanjay f	0	3	0	1	0	0	1	3	4	4	0	1	3	1	0	23
05	Pardon, Derek c	4	7	0	0	0	0	8	3	11	2	8	1	1	8	0	32
20	Lindsey, Scottie g	5	14	1	7	3	5	0	7	7	3	14	1	1	0	1	32
30	McIntosh, Bryant	2	10	0	2	2	2	0	2	2	1	6	4	3	1	1	31
12	Brown, Isiah	4	9	1	2	2	2	1	1	2	2	11	0	2	0	1	14
23	Ash, Jordan	0	0	0	0	0	0	0	0	0	0	0	0	0	0	0	0+
25	Benson, Barret	0	0	0	0	0	0	0	0	0	0	0	0	0	0	1	0
32	Taphorn, Nathan	0	1	0	1	2	2	1	0	1	3	2	0	0	0	0	7
44	Skelly, Gavin	2	5	1	3	0	0	5	5	10	4	5	4	3	2	0	22
TEAM								2	2	4							
Totals.....		24	63	3	20	18	20	20	29	49	23	69	11	13	15	4	200

TOTAL FG% 1st Half: 9-34 26.5% 2nd Half: 15-29 51.7% Game: 38.1% DEADBALL
 3-Pt. FG% 1st Half: 2-13 15.4% 2nd Half: 1-7 14.3% Game: 15.0% REBOUNDS
 F Throw % 1st Half: 5-6 83.3% 2nd Half: 13-14 92.9% Game: 90.0% 1

Rutgers (11-7, 0-5)

#	Player	tot-fg		3-pt		rebounds				pf	tp	a	to	blk	s	min		
		fg	fga	fg	fga	fta	of	de	tot									
11	Omoruyi, Eugene f	3	7	0	0	1	2	2	1	3	1	7	0	2	0	0	21	
33	Freeman, Deshawn f	3	8	1	1	5	8	5	10	15	1	12	2	0	1	2	34	
34	Gettys, C.J. c	2	6	0	0	0	0	2	4	6	3	4	0	1	1	1	14	
00	Johnson, Nigel g	2	14	0	5	4	4	1	1	2	3	8	1	1	1	0	31	
03	Sanders, Corey g	7	17	0	3	4	8	2	1	3	2	18	4	2	1	1	33	
02	Doorson, Shaquille	0	2	0	0	0	0	1	0	1	0	0	0	0	1	0	3	
04	Laurent, Jonathan	1	2	0	0	0	0	0	0	0	0	2	2	0	1	0	1	8
05	Williams, Mike	2	8	0	3	1	1	3	1	4	3	5	0	0	0	1	0	21
21	Sa, Candido	1	1	0	0	0	0	3	0	3	1	2	2	0	0	0	0	10
32	Diallo, Ibrahim	1	4	0	0	0	0	2	2	4	1	2	1	1	2	0	0	20
35	Thiam, Issa	0	0	0	0	0	0	0	0	0	0	0	0	0	0	0	0	5
TEAM																	1	
Totals.....		22	69	1	12	15	23	21	20	41	17	60	10	9	8	5	200	

TOTAL FG% 1st Half: 9-31 29.0% 2nd Half: 13-38 34.2% Game: 31.9% DEADBALL
 3-Pt. FG% 1st Half: 0-4 0.0% 2nd Half: 1-8 12.5% Game: 8.3% REBOUNDS
 F Throw % 1st Half: 10-15 66.7% 2nd Half: 5-8 62.5% Game: 65.2% 5

Officials: Terry Wymer, D.J. Carstensen, Ted Valentine
 Technical fouls: Northwestern-None. RUTGERS-None.
 Attendance: 3723

Score by Periods	1st	2nd	Total
Northwestern	25	44	69
Rutgers	28	32	60

Points in the paint-NU 34,RUTGERS 38. Points off turnovers-NU 4,RUTGERS 20.
 2nd chance points-NU 18,RUTGERS 13. Fast break points-NU 4,RUTGERS 12.
 Bench points-NU 18,RUTGERS 11. Score tied-1 time. Lead changed-1 time.
 Last FG-NU 2nd-01:16, RUTGERS 2nd-00:15.
 Largest lead-NU by 14 2nd-02:46, RUTGERS by 9 1st-02:04.
 NU led for 16:58. RUTGERS led for 22:17. Game was tied for 00:45.

POSTGAME NOTES

- Corey Sanders had 18 points, reaching double-digit points for the 11th time this season and 33rd time in 45 games.
- Deshawn Freeman had his eighth double-double of the season. He tied his career-high with 15 rebounds.
- Eugene Omoruyi had a career-high seven points.
- Ibrahim Diallo played a season-high 20 minutes and tied his season-high with four rebounds.
- Candido Sa had a career-high two assists.
- For the first time this season, Rutgers had more offensive rebounds (21) than defensive rebounds (20).
- The nine turnovers were RU's second lowest giveaway total this season.
- Northwestern now leads the all-time series 7-1.

[Postgame Press Conference](#)

Indiana 76 - Rutgers 57
1/15/17 12 p.m. at Assembly Hall - Bloomington, Ind.

Rutgers [11-8, 0-6]

#	Player	tot-fg		3-pt		rebounds							pf	tp	a	to	blk	s	min
		fg	fga	fg	fga	ft	fta	of	de	tot									
11	Omoruyi, Eugene f	1	2	0	0	2	2	0	1	1	2	4	0	2	1	0	24		
21	Sa, Candido f	0	3	0	1	0	0	3	3	6	2	0	0	2	0	0	20		
34	Gettys, C.J. c	5	10	0	0	2	6	3	4	7	4	12	0	3	0	0	21		
00	Johnson, Nigel g	0	3	0	2	0	0	0	2	2	0	0	0	3	0	0	18		
03	Sanders, Corey g	7	14	1	2	5	0	4	4	0	17	4	3	1	0	37			
02	Doorson, Shaquille	0	0	0	0	0	0	1	1	1	1	0	0	0	1	0	5		
04	Laurent, Jonathan	2	2	0	0	0	0	0	3	3	1	4	0	0	0	0	18		
05	Williams, Mike	2	5	0	1	3	3	1	2	3	2	7	0	2	0	0	19		
15	Dadika, Jake	0	0	0	0	0	0	0	0	0	0	0	0	0	0	0	1		
32	Diallo, Ibrahim	1	2	0	0	0	0	0	3	3	3	2	0	3	1	0	14		
33	Freeman, Deshawn	3	7	0	0	3	10	3	3	6	2	9	1	2	1	0	18		
35	Thiam, Issa	1	2	0	0	0	0	0	0	0	0	2	0	1	0	0	5		
TEAM								2		2									
Totals.....		22	50	1	6	12	26	10	28	38	17	57	5	21	5	0	200		

TOTAL FG% 1st Half: 13-25 52.0% 2nd Half: 9-25 36.0% Game: 44.0% DEADBALL
 3-Pt. FG% 1st Half: 1-4 25.0% 2nd Half: 0-2 0.0% Game: 16.7% REBOUNDS
 F Throw % 1st Half: 5-10 50.0% 2nd Half: 7-16 43.8% Game: 46.2% 9

Indiana [12-6, 2-3]

#	Player	tot-fg			3-pt		rebounds							pf	tp	a	to	blk	s	min
		fg	fga	fg	fga	ft	fta	of	de	tot	pf	tp								
13	Morgan, Juwan f	3	4	0	1	1	1	0	3	3	3	7	0	1	3	1	18			
31	Bryant, Thomas c	3	9	0	2	2	4	3	0	3	3	8	0	1	1	1	23			
01	Blackmon Jr., J. g	6	18	0	8	4	5	1	2	3	1	16	3	1	0	1	33			
02	Newkirk, Josh g	3	4	0	1	0	0	0	1	1	3	6	5	2	0	1	24			
04	Johnson, Robert g	4	8	2	5	0	0	0	5	5	3	10	1	2	0	1	28			
00	Jones, Curtis	2	2	2	2	0	0	0	1	1	1	6	1	0	0	1	11			
03	Anunoby, OG	4	8	0	2	3	4	0	3	3	1	11	2	0	1	7	25			
11	Green, Devonte	1	4	0	1	2	2	0	0	0	2	4	2	2	0	1	15			
15	McRoberts, Zach	2	2	0	0	0	0	1	2	3	3	4	0	0	0	0	10			
20	Davis, De'Ron	1	3	0	0	2	2	1	4	5	2	4	0	2	1	0	11			
21	McSwain Jr., F.	0	0	0	0	0	0	0	0	0	0	0	0	0	0	0	1			
24	Gelon, Grant	0	0	0	0	0	0	0	0	0	0	0	0	0	0	0	1			
TEAM											2	2								
Totals.....		29	62	4	22	14	18	6	23	29	22	76	14	11	6	142	00			

TOTAL FG% 1st Half: 16-33 48.5% 2nd Half: 13-29 44.8% Game: 46.8% DEADBALL
 3-Pt. FG% 1st Half: 1-10 10.0% 2nd Half: 3-12 25.0% Game: 18.2% REBOUNDS
 F Throw % 1st Half: 8-11 72.7% 2nd Half: 6-7 85.7% Game: 77.8% 3

Officials: Terry Oglesby, Larry Sciroto, Rob Riley
 Technical fouls: RUTGERS-None. Indiana-None.
 Attendance: 17222

Score by Periods	1st	2nd	Total
RUTGERS	32	25	57
Indiana	41	35	76

Points in the paint-RUTGERS 34,IND 42. Points off turnovers-RUTGERS 10,IND 33.
 2nd chance points-RUTGERS 11,IND 4. Fast break points-RUTGERS 2,IND 21.
 Bench points-RUTGERS 24,IND 29. Score tied-1 time. Lead changed-1 time.
 Last FG-RUTGERS 2nd-00:59, IND 2nd-02:47.
 Largest lead-RUTGERS by 9 1st-14:26, IND by 21 2nd-04:02.
 RUTGERS led for 07:32. IND led for 30:15. Game was tied for 02:13.

POSTGAME NOTES

- Corey Sanders scored in double figures for the 12th time this season and 34th time in 46 career games. He led the team in scoring for the sixth time this season.
- CJ Gettys scored in double figures for the eighth time this season.
- Candido Sa made his first career start.
- Rutgers outrebounded its opponent for the 14th time this season.
- Indiana has won all five matchups between the two squads.

[Postgame Press Conference](#)

Rutgers 65 - Nebraska 64
1/21/17 12 p.m. at The RAC - Piscataway, N.J.

Nebraska [9-10, 3-4]

##	Player	tot-fg		3-pt		rebounds							pf	tp	a	to	blk	s	min
		fg	fga	fg	fga	ft	fta	of	de	tot									
12	Jacobson, Michael f	2	9	0	0	1	2	3	3	6	2	5	4	0	2	0	31		
15	Roby, Isaiah f	0	3	0	2	0	0	3	0	3	2	0	1	3	1	0	8		
00	Webster, Tai g	5	15	1	5	3	3	2	1	3	3	14	2	3	0	1	38		
05	Watson Jr., Glynn g	5	12	2	7	0	0	0	5	5	4	12	2	2	0	1	33		
11	Taylor, Evan g	3	11	0	2	4	2	4	6	2	10	1	0	0	4	39			
02	Horne, Jeriah	2	5	1	1	0	0	0	3	3	1	5	1	2	0	0	12		
10	McVeigh, Jack	4	8	4	7	0	0	0	2	2	1	12	0	0	0	1	27		
23	Fuller, Nick	0	0	0	0	0	0	0	0	0	0	0	0	0	0	0	1		
32	Tshimanga, Jordy	3	6	0	0	0	0	1	1	2	3	6	1	0	1	1	11		
TEAM								5	2	7									
Totals.....		24	69	8	24	8	9	16	21	37	18	64	12	10	4	8	200		

TOTAL FG% 1st Half: 8-36 22.2% 2nd Half: 16-33 48.5% Game: 34.8% DEADBALL
 3-Pt. FG% 1st Half: 1-10 10.0% 2nd Half: 7-14 50.0% Game: 33.3% REBOUNDS
 F Throw % 1st Half: 4-4 100% 2nd Half: 4-5 80.0% Game: 88.9% 0

Rutgers [12-8, 1-6]

##	Player	tot-fg		3-pt		rebounds							pf	tp	a	to	blk	s	min
		fg	fga	fg	fga	ft	fta	of	de	tot	pf	tp							
11	Omoruyi, Eugene f	1	2	0	1	1	2	0	1	1	1	3	3	2	1	1	20		
33	Freeman, Deshawn f	3	11	0	0	4	4	3	4	7	3	10	1	2	3	1	32		
34	Gettys, C.J. c	4	4	0	0	2	3	1	4	5	1	10	0	2	1	0	29		
00	Johnson, Nigel g	4	9	3	3	0	0	3	3	3	1	11	0	1	0	0	24		
03	Sanders, Corey g	11	18	0	1	3	5	1	4	5	2	25	4	4	3	1	32		
04	Laurent, Jonathan	0	2	0	0	0	0	0	4	4	1	0	0	0	1	1	19		
05	Williams, Mike	0	4	0	1	2	2	1	4	5	1	2	0	0	0	2	24		
21	Sa, Candido	0	1	0	0	1	2	0	1	1	2	1	0	1	1	0	9		
32	Diallo, Ibrahim	1	1	0	0	1	2	1	3	4	1	3	0	0	1	0	11		
TEAM								2	2	4									
Totals.....		24	52	3	6	14	20	9	30	39	13	65	8	13	11	6	200		

TOTAL FG% 1st Half: 11-25 44.0% 2nd Half: 13-27 48.1% Game: 46.2% DEADBALL
 3-Pt. FG% 1st Half: 2-3 66.7% 2nd Half: 1-3 33.3% Game: 50.0% REBOUNDS
 F Throw % 1st Half: 7-10 70.0% 2nd Half: 7-10 70.0% Game: 70.0% 4

Officials: Eric Curry, Glenn Mayborg, Kelly Preifer
 Technical fouls: Nebraska-None. RUTGERS-None.
 Attendance: 6294

Score by Periods	1st	2nd	Total
Nebraska	21	43	64
RUTGERS	31	34	65

Points in the paint-NEB 22,RUTGERS 32. Points off turnovers-NEB 16,RUTGERS 11.
 2nd chance points-NEB 6,RUTGERS 11. Fast break points-NEB 2,RUTGERS 19.
 Bench points-NEB 23,RUTGERS 6. Score tied-8 times. Lead changed-12 times.
 Last FG-NEB 2nd-01:31, RUTGERS 2nd-00:01.
 Largest lead-NEB by 7 2nd-08:53, RUTGERS by 12 1st-00:30.
 NEB led for 15:01. RUTGERS led for 17:15. Game was tied for 07:44.

POSTGAME NOTES

- The victory was head coach Steve Pikiell's initial Big Ten Conference win.
- After limiting Nebraska to 34.8 percent shooting, Rutgers has held five of its seven Big Ten opponents below their season field goal percentage.
- Corey Sanders had a season-high 25 points and a career-high three blocks. He scored in double digits for the 13th time this season and 35th time in 47 career games. It was the 10th time in his career with at least 20 points.
- Nigel Johnson had 11 points, reaching double figures for the 14th time this season and 24th time in his career.
- Deshawn Freeman's 10 points was his 10th time in double-digit scoring this season. He led the team with seven rebounds.
- CJ Gettys's 10 points put him in double-figures for the ninth time this season.
- The Scarlet Knights had four double-digit scorers for the seventh time this season (7-0 record in those games).
- Rutgers held Nebraska to 21 points in the opening half – the Huskers lowest output in a single half this season.
- The win snapped a five-game losing streak against Nebraska, which now leads the series 5-3.

[Postgame Press Conference](#)

[Highlights](#)

No. 22 Maryland 67 - Rutgers 55
1/24/17 7 p.m. at XFINITY Center - College Park, Md.

Rutgers (12-9, 1-7)

		tot-fg		3-pt		rebounds											
##	Player	fg	fga	fg	fga	ft	fta	of	de	tot	pf	tp	a	to	blk	s	min
11	Omoruyi, Eugene f	1	2	0	0	0	0	1	2	3	0	2	1	2	0	1	19
21	Sa, Candido f	1	3	0	0	0	0	2	0	2	2	2	1	1	2	0	10
34	Gettys, C.J. c	3	4	0	0	0	2	1	3	4	3	6	2	2	2	4	27
00	Johnson, Nigel g	5	11	2	5	2	3	1	3	4	1	14	0	2	0	2	34
03	Sanders, Corey g	5	19	1	2	4	8	2	1	3	3	15	3	4	0	1	36
02	Doorson, Shaquille	1	2	0	0	2	2	2	0	2	0	4	0	0	0	0	3
04	Laurent, Jonathan	0	1	0	0	0	0	0	0	0	0	0	0	0	0	0	6
05	Williams, Mike	1	7	0	3	0	1	4	1	5	2	2	1	1	1	0	24
32	Diallo, Ibrahima	0	4	0	0	0	2	2	2	4	0	0	1	0	0	0	11
33	Freeman, Deshawn	4	9	0	1	2	6	2	4	6	4	10	0	3	1	0	29
35	Thiam, Issa	0	0	0	0	0	0	0	0	0	0	0	0	0	0	0	1
TEAM								5		2		7					
Totals.....		21	62	3	11	10	24	22	18	40	15	55	9	15	6	8	200

TOTAL FG% 1st Half: 11-29 37.9% 2nd Half: 10-33 30.3% Game: 33.9% DEADBALL
 3-Pt. FG% 1st Half: 2-5 40.0% 2nd Half: 1-6 16.7% Game: 27.3% REBOUNDS
 F Throw % 1st Half: 5-12 41.7% 2nd Half: 5-12 41.7% Game: 41.7% 6

No. 22 Maryland (18-2, 6-1)

		tot-fg			3-pt		rebounds										
##	Player	fg	fga	fg	fga	ft	fta	of	de	tot	pf	tp	a	to	blk	s	min
21	JACKSON, Justin f	3	6	0	1	0	0	1	1	2	3	6	2	6	0	3	21
35	DODD, Damonte f	3	6	0	0	2	4	3	2	5	5	8	1	2	3	0	25
00	COWAN, Anthony g	1	7	0	2	1	2	1	1	2	1	3	1	1	0	1	28
02	TRIMBLE, Melo g	5	8	3	5	4	5	1	5	6	1	17	4	5	0	1	34
04	HUERTER, Kevin g	4	11	2	7	1	2	1	7	8	1	11	6	1	1	1	34
01	BRANTLEY, Jaylen	2	4	1	2	1	2	0	1	1	3	6	0	1	0	0	19
05	WILEY, Dion	0	1	0	0	0	0	0	2	2	0	0	0	0	0	0	2
10	GILL, L.G.	2	4	1	2	2	2	1	2	3	0	7	0	0	0	0	13
11	NICKENS, Jared	1	2	1	1	0	0	0	1	1	2	3	0	1	0	0	6
13	BENDER, Ivan	2	2	0	0	2	2	0	3	3	3	6	1	1	2	1	14
15	CEKOVSKY, Michal	0	1	0	0	0	0	1	0	1	0	0	0	0	0	0	4
TEAM									3		2		5				
Totals.....		23	52	8	20	13	19	12	27	39	19	67	15	18	6	7	200

TOTAL FG% 1st Half: 11-28 39.3% 2nd Half: 12-24 50.0% Game: 44.2% DEADBALL
 3-Pt. FG% 1st Half: 4-10 40.0% 2nd Half: 4-10 40.0% Game: 40.0% REBOUNDS
 F Throw % 1st Half: 8-12 66.7% 2nd Half: 5-7 71.4% Game: 68.4% 5

Officials: Terry Wymer, Bo Boroski, John Gaffney
 Technical fouls: RUTGERS-None. Maryland Terrapins-None.
 Attendance: 17950

Score by Periods	1st	2nd	Total
RUTGERS	29	26	55
Maryland	34	33	67

Points in the paint-RUTGERS 32,UMD 28. Points off turnovers-RUTGERS 18,UMD 16.
 2nd chance points-RUTGERS 19,UMD 11. Fast break points-RUTGERS 8,UMD 4.
 Bench points-RUTGERS 16,UMD 22. Score tied-5 times. Lead changed-7 times.
 Last FG-RUTGERS 2nd-02:22, UMD 2nd-00:33.
 Largest lead-RUTGERS by 3 1st-04:03, UMD by 17 2nd-09:20.
 RUTGERS led for 03:33. UMD led for 33:01. Game was tied for 03:26..

POSTGAME NOTES

- Corey Sanders scored in double figures for the 14th time this season and 36th time in 48 career games. He led the team in scoring for a team-best 8th time this season.
- Nigel Johnson scored in double figured for the team-high 15th time this season.
- Deshawn Freeman scored in double figures for the 11th time this season.
- CJ Gettys had a career-high four steals.
- Maryland holds a 7-3 advantage in the all-time series between the schools.

No. 15 Wisconsin 61 - Rutgers 54 (OT)
1/28/17 12 p.m. at Madison Square Garden - New York, N.Y.

No. 15 Wisconsin (18-3, 7-1)

		tot-fg		3-pt		rebounds											
##	Player	fg	fga	fg	fga	ft	fta	of	de	tot	pf	tp	a	to	blk	s	min
10	Hayes, Nigel f	2	7	0	2	3	4	3	8	11	3	7	4	3	1	0	40
22	Happ, Ethan f	12	18	0	0	8	16	3	3	6	4	32	3	2	2	4	36
30	Brown, Vitto f	0	8	0	5	3	4	2	5	7	2	3	0	3	3	0	20
03	Showalter, Zak g	2	4	0	2	0	0	2	3	5	5	4	1	3	0	2	31
24	Koenig, Bronson g	2	13	2	10	4	4	0	3	3	1	10	2	2	0	0	40-
00	Trice, D'Mitrik	0	2	0	2	0	0	1	0	1	0	0	0	0	0	0	12
01	Pritzl, Brevin	0	1	0	1	0	0	0	1	1	1	0	0	0	0	0	5
11	Hill, Jordan	1	3	1	2	0	0	0	1	1	3	3	0	1	0	0	23
15	Thomas IV, Charles	1	1	0	0	0	0	0	0	0	1	2	0	0	0	0	6
21	Iverson, Khalil	0	3	0	1	0	0	1	2	3	0	0	0	0	0	1	12
TEAM								2		1		3					
Totals.....		20	60	3	25	18	28	14	27	41	20	61	10	15	6	7	225

TOTAL FG% 1st Half: 5-25 20.0% 2nd Half: 10-29 34.5% Game: 33.3% DEADBALL
 3-Pt. FG% 1st Half: 1-12 8.3% 2nd Half: 2-13 15.4% Game: 12.0% REBOUNDS
 F Throw % 1st Half: 9-12 75.0% 2nd Half: 3-8 37.5% Game: 64.3% 2,1

Rutgers (12-10, 1-8)

		tot-fg			3-pt			rebounds									
##	Player	fg	fga	fg	fga	ft	fta	of	de	tot	pf	tp	a	to	blk	s	min
11	Omoruyi, Eugene f	2	4	0	1	0	0	1	2	3	3	4	0	1	1	0	18
33	Freeman, Deshawnf	2	6	0	1	1	3	1	3	4	4	5	1	2	1	1	34
34	Gettys, C.J. c	3	4	0	0	2	2	1	3	4	4	8	1	5	1	0	18
00	Johnson, Nigel g	3	12	1	4	6	7	0	7	7	1	13	3	0	0	1	36
03	Sanders, Corey g	6	17	1	2	2	2	0	3	3	1	15	1	3	0	1	38
02	Doorson, Shaquille	0	0	0	0	2	2	0	0	0	1	0	0	0	0	1	16
05	Williams, Mike	2	7	1	1	2	2	2	5	7	2	7	0	1	1	1	29
21	Sa, Candido	0	2	0	1	0	2	0	0	0	1	0	0	2	0	0	12
32	Diallo, Ibrahima	0	0	0	0	0	0	0	2	2	5	0	0	2	0	0	9
35	Thiam, Issa	1	2	0	0	0	0	0	3	3	3	2	0	0	0	3	15
TEAM								5		6		11					
Totals.....		19	54	3	10	13	20	10	34	44	25	54	6	19	4	8	225

TOTAL FG% 1st Half: 10-23 43.5% 2nd Half: 7-27 25.9% Game: 35.2% DEADBALL
 3-Pt. FG% 1st Half: 2-4 50.0% 2nd Half: 0-4 0.0% Game: 30.0% REBOUNDS
 F Throw % 1st Half: 3-6 50.0% 2nd Half: 6-10 60.0% Game: 65.0% 4

Officials: Gene Sterstore, Lamont Simpson, Rob Riley
 Technical fouls: Wisconsin-None. RUTGERS-None.
 Attendance: 8531

Score by Periods	1st	2nd	OT	Total
Wisconsin	20	25	16	61
RUTGERS	25	20	9	54

2017 Big 10 Super Saturday - College Hoops and Hockey

Points in the paint-WIS 32,RUTGERS 24. Points off turnovers-WIS 17,RUTGERS 8.
 2nd chance points-WIS 8,RUTGERS 8. Fast break points-WIS 4,RUTGERS 8.
 Bench points-WIS 5,RUTGERS 9. Score tied-9 times. Lead changed-11 times.
 Last FG-WIS OT-01:33, RUTGERS OT-00:37.
 Largest lead-WIS by 7 OT-00:20, RUTGERS by 9 2nd-03:22.
 WIS led for 12:24. RUTGERS led for 25:00. Game was tied for 07:36.

POSTGAME NOTES

- Corey Sanders scored in double figures for the 15th time this season and 37th time in 49 career games. It was Sanders' ninth time this season leading the team in scoring.
- Issa Thiam had a career-high three steals.
- Nigel Johnson had a season-high seven rebounds. He scored in double figures for the team-high 16th time this season.
- Wisconsin's field goal percent of 33.3 percent was its lowest of the season and their lowest mark since November 29, 2015 at Oklahoma.
- Wisconsin's three-point percentage of 12 percent was their lowest of the season and its worst since December 31, 2011 against Iowa (10.7 percent).
- Wisconsin's 20 first half points were tied for their second lowest scoring half of the season
- Wisconsin now leads the all-time series 6-1.

[Postgame press conference](#)

Iowa 83 - Rutgers 63
1/31/17 7 p.m. at The RAC - Piscataway, N.J.

Iowa (13-10, 5-5)

##	Player	tot-fg		3-pt		ft	fta	rebounds			pf	tp	a	to	blk	s	min
		fg	fga	fg	fga			of	de	tot							
00	Wagner, Ahmad f	4	5	0	0	1	4	1	1	2	2	9	1	3	0	2	21
05	Cook, Tyler f	4	8	0	0	2	3	0	5	5	4	10	2	3	0	3	21
51	Baer, Nicholas f	1	6	1	4	0	0	1	4	5	2	3	5	0	2	4	25
03	Bohannon, Jordang	6	9	5	7	0	0	0	0	0	0	17	4	0	0	1	26
04	Moss, Isaiah g	3	7	2	3	3	4	0	1	1	1	11	3	1	0	2	16
01	Dailey, Maishe	0	1	0	0	2	2	0	0	0	2	2	1	1	0	1	10
10	Williams, Christian	2	5	0	0	1	1	0	2	2	1	5	1	1	0	0	14
11	Rose, Charlie	0	0	0	0	0	0	0	0	0	0	0	0	0	0	0	1
15	Kriener, Ryan	0	1	0	0	0	0	0	2	2	4	0	1	1	0	0	7
24	Ellingson, Brady	2	4	2	3	0	0	2	0	2	1	6	5	0	0	0	24
25	Uhl, Dom	2	4	1	1	0	0	2	2	1	5	1	1	0	0	0	16
35	Pemsl, Cordell	6	10	0	0	3	5	3	4	7	1	15	0	2	1	2	19
TEAM								3	3	6							
Totals.....		30	60	11	18	12	19	10	24	34	19	83	24	14	3		15200

TOTAL FG% 1st Half: 17-33 51.5% 2nd Half: 13-27 48.1% Game: 50.0% DEADBALL
 3-Pt. FG% 1st Half: 7-13 53.8% 2nd Half: 4-5 80.0% Game: 61.1% REBOUNDS
 F Throw % 1st Half: 7-10 70.0% 2nd Half: 5-9 55.6% Game: 63.2% 2

Rutgers (12-11, 1-9)

##	Player	tot-fg		3-pt		ft	fta	rebounds			pf	tp	a	to	blk	s	min
		fg	fga	fg	fga			of	de	tot							
11	Omoruyi, Eugene f	1	2	0	0	0	0	0	1	1	0	2	4	3	1	0	12
33	Freeman, Deshawnf	8	14	0	0	1	5	5	8	13	3	17	2	1	1	0	32
34	Gettys, C.J. c	2	6	0	0	0	0	2	4	6	4	4	1	2	0	0	23
00	Johnson, Nigel g	0	4	0	1	0	0	2	2	0	0	0	0	0	0	0	6
03	Sanders, Corey g	3	9	0	4	2	2	0	3	3	2	8	2	5	0	0	22
02	Doorson, Shaquille	1	2	0	0	0	0	2	0	2	1	2	0	1	1	0	10
05	Williams, Mike	5	15	2	4	4	4	6	3	9	2	16	4	1	0	4	32
15	Dadika, Jake	1	2	0	0	0	0	0	1	1	1	2	2	3	0	1	20
21	Sa, Candido	2	2	0	0	2	3	0	1	1	2	6	0	0	2	1	10
23	Batie, Khalil	0	0	0	0	0	0	0	0	0	0	0	0	0	0	0	2
32	Diallo, Ibrahima	0	2	0	0	0	0	0	0	0	1	0	0	0	1	0	5
35	Thiam, Issa	2	6	2	6	0	0	1	1	2	0	6	1	1	0	0	26
TEAM								3	1	4							
Totals.....		25	64	4	15	9	14	19	25	44	16	63	16	17	6	6	200

TOTAL FG% 1st Half: 12-30 40.0% 2nd Half: 13-34 38.2% Game: 39.1% DEADBALL
 3-Pt. FG% 1st Half: 1-8 12.5% 2nd Half: 3-7 42.9% Game: 26.7% REBOUNDS
 F Throw % 1st Half: 5-6 83.3% 2nd Half: 4-8 50.0% Game: 64.3% 1

Officials: Larry Scirotto, Bill Elk, Lewis Garrson
 Technical fouls: Iowa-None. RUTGERS-None.
 Attendance: 4389

Score by Periods	1st	2nd	Total
Iowa	48	35	83
RUTGERS	30	33	63

Points in the paint-IOWA 38,RUTGERS 40. Points off turnovers-IOWA 20,RUTGERS 12.
 2nd chance points-IOWA 18,RUTGERS 8. Fast break points-IOWA 13,RUTGERS 8.
 Bench points-IOWA 33,RUTGERS 32. Score tied-0 times. Lead changed-0 times.
 Last FG-IOWA 2nd-00:40, RUTGERS 2nd-01:05.
 Largest lead-IOWA by 28 2nd-07:27, RUTGERS None.
 IOWA led for 39:00. RUTGERS led for 00:00. Game was tied for 01:00.

POSTGAME NOTES

- Deshawn Freeman had 17 points and 13 rebounds for his ninth double-double of the season. It represents the most double-doubles in a season for a Rutgers player since Rashod Kent had 14 in 2001-02.
- He scored in double figures for the 12th time this season. Freeman reached double-figures in rebounds for the 12th time this season, and has led the team on the boards in 16 of 23 games this season.
- Mike Williams scored in double figures for the 11th time this season (36 career). He also tied his season-high with four steals.
- Guards Jake Dadika and Khalil Batie saw their first action in a conference game this season. Dadika played a career-high 20 minutes, and scored his first points of the season.
- Eugene Omoruyi tied his career-high with four assists.
- Iowa leads the all-time series 5-0.



THE STAT CREW SYSTEM
Rutgers Team Game-by-Game Comparison (as of Feb 02, 2017)
All games



Opponent	1st	2nd	Score	Mar	Total FG	FG Pct	3-Pointers	3FG Pct	Free Throws	FT Pct	Rebounds	Assist	T/Over	Block	Steal	Fouls
MOLLOY	35/25	51/32	86-57	+29	29-60/19-50	.483/.380	7-22/7-22	.318/.318	21-36/12-23	.583/.522	45/32 +13	17/8	11/19	4/3	13/3	21/27
DREXEL	41/26	46/40	87-66	+21	30-68/26-68	.441/.382	8-21/7-24	.381/.292	19-27/7-9	.704/.778	56/29 +27	18/14	17/13	6/4	3/11	15/26
DePaul	33/26	33/33	66-59	+7	20-51/21-54	.392/.389	3-12/8-24	.250/.333	23-29/9-17	.793/.529	46/27 +19	6/11	15/11	4/2	5/6	21/23
NIAGARA	35/30	43/35	78-65	+13	30-64/18-59	.469/.305	7-19/8-16	.368/.500	11-14/21-26	.786/.808	47/32 +15	16/10	11/10	11/9	5/7	21/15
NORTH TEXAS	24/25	42/28	66-53	+13	23-63/19-57	.365/.333	3-20/9-24	.150/.375	17-22/6-6	.773/1000	53/28 +25	16/12	11/9	8/3	4/6	11/20
HARTFORD	27/27	50/48	77-75	+2	27-60/26-54	.450/.481	6-18/12-26	.333/.462	17-30/11-15	.567/.733	39/30 +9	18/16	15/17	4/1	10/9	13/21
Miami	28/34	33/39	61-73	(12)	23-63/26-54	.365/.481	3-16/3-12	.188/.250	12-16/18-22	.750/.818	30/44 (14)	9/9	11/19	2/8	12/7	18/17
MORGAN STATE	31/25	41/33	72-58	+14	25-67/20-69	.373/.290	2-16/5-27	.125/.185	20-27/13-17	.741/.765	50/40 +10	10/7	8/11	8/5	6/4	15/21
CCSU	42/21	37/16	79-37	+42	35-54/14-56	.648/.250	4-10/3-17	.400/.176	5-13/6-9	.385/.667	37/32 +5	24/8	16/22	8/2	14/5	16/16
Stony Brook	36/37	35/29	71-66	+5	26-53/24-57	.491/.421	6-18/13-29	.333/.448	13-18/5-7	.722/.714	38/27 +11	8/17	13/11	2/5	7/2	15/20
FDU	38/32	44/37	82-69	+13	31-60/27-60	.517/.450	6-16/7-22	.375/.318	14-29/8-11	.483/.727	43/31 +12	16/11	8/8	3/4	3/2	16/22
Fordham	34/20	34/33	68-53	+15	28-57/19-59	.491/.322	4-9/6-29	.444/.207	8-13/9-11	.615/.818	51/22 +29	17/12	17/9	6/7	2/10	12/14
Seton Hall	32/23	29/49	61-72	(11)	18-50/24-63	.360/.381	3-10/5-14	.300/.357	22-28/19-31	.786/.613	36/48 (12)	7/11	19/15	8/3	7/7	28/20
Wisconsin	18/33	34/39	52-72	(20)	19-62/23-54	.306/.426	7-18/5-18	.389/.278	7-11/21-28	.636/.750	35/44 (9)	7/9	15/13	4/6	6/10	24/15
PENN STATE	23/27	24/33	47-60	(13)	18-63/20-55	.286/.364	3-20/7-22	.150/.318	8-13/13-18	.615/.722	43/42 +1	6/12	17/14	4/3	6/7	17/17
Michigan State	32/42	33/51	65-93	(28)	25-60/33-57	.417/.579	3-8/11-22	.375/.500	12-27/16-22	.444/.727	34/34 -	7/26	14/11	3/10	8/6	20/22
Iowa	32/32	30/36	62-68	(6)	28-73/23-53	.384/.434	4-15/6-20	.267/.300	2-4/16-23	.500/.696	44/36 +8	13/16	17/18	3/9	10/10	22/12
NORTHWESTERN	28/25	32/44	60-69	(9)	22-69/24-63	.319/.381	1-12/3-20	.083/.150	15-23/18-20	.652/.900	41/49 (8)	10/11	9/13	8/15	5/4	17/23
Indiana	32/41	25/35	57-76	(19)	22-50/29-62	.440/.468	1-6/4-22	.167/.182	12-26/14-18	.462/.778	38/29 +9	5/14	21/11	5/6	0/14	17/22
NEBRASKA	31/21	34/43	65-64	+1	24-52/24-69	.462/.348	3-6/8-24	.500/.333	14-20/8-9	.700/.889	39/37 +2	8/12	13/10	11/4	6/8	13/18
Maryland	29/34	26/33	55-67	(12)	21-62/23-52	.339/.442	3-11/8-20	.273/.400	10-24/13-19	.417/.684	40/39 +1	9/15	15/18	6/6	8/7	15/19
WISCONSIN	25/20	20/25	54-61	(7)	19-54/20-60	.352/.333	3-10/3-25	.300/.120	13-20/18-28	.650/.643	44/41 +3	6/10	19/15	4/6	8/7	25/20
IOWA	30/48	33/35	63-83	(20)	25-64/30-60	.391/.500	4-15/11-18	.267/.611	9-14/12-19	.643/.632	44/34 +10	16/24	17/14	6/3	6/15	16/19

Note: Game totals are displayed in the format TEAM/OPPONENT for each category



THE STAT CREW SYSTEM
Rutgers Combined Team Statistics (as of Jan 31, 2017)
Conference games



RECORD:	OVERALL	HOME	AWAY	NEUTRAL
ALL GAMES	1-9	1-4	0-5	0-0
CONFERENCE	1-9	1-4	0-5	0-0
NON-CONFERENCE	0-0	0-0	0-0	0-0

#	Player	gp-gs	min	avg	Total		3-Point		F-Throw		Rebounds				pf	dq	a	to	blk	stl	pts	avg
					fg-fga	fg%	3fg-fga	3fg%	ft-fa	ft%	off	def	tot	avg								
03	Sanders, Corey	10-8	316	31.6	58-148	.392	6-21	.286	25-42	.595	7	27	34	3.4	20	0	27	30	5	9	147	14.7
33	Freeman, Deshawn	10-8	267	26.7	40-86	.465	2-5	.400	20-44	.455	28	44	72	7.2	30	1	9	23	8	11	102	10.2
00	Johnson, Nigel	10-10	267	26.7	30-103	.291	11-36	.306	16-22	.727	5	28	33	3.3	8	0	10	15	1	9	87	8.7
05	Williams, Mike	10-2	244	24.4	24-81	.296	10-32	.313	17-21	.810	24	31	55	5.5	20	0	7	13	5	9	75	7.5
34	Gettys, C.J.	10-10	204	20.4	28-55	.509	0-0	.000	10-20	.500	19	32	51	5.1	29	0	9	20	9	5	66	6.6
04	Laurent, Jonathan	8-0	96	12.0	10-19	.526	0-0	.000	0-0	.000	4	13	17	2.1	13	0	1	7	1	4	20	2.5
11	Omoruyi, Eugene	10-10	162	16.2	9-28	.321	0-4	.000	7-10	.700	8	10	18	1.8	11	0	10	16	4	2	25	2.5
21	Sa, Candido	10-2	150	15.0	8-29	.276	0-5	.000	4-13	.308	15	14	29	2.9	20	0	4	9	9	3	20	2.0
35	Thiam, Issa	9-0	101	11.2	7-28	.250	3-17	.176	0-0	.000	2	8	10	1.1	5	0	2	4	0	5	17	1.9
32	Diallo, Ibrahima	10-0	111	11.1	6-22	.273	0-0	.000	1-4	.250	11	13	24	2.4	22	2	4	8	8	2	13	1.3
02	Doorson, Shaquille	9-0	75	8.3	2-7	.286	0-0	.000	2-6	.333	7	6	13	1.4	7	0	1	3	4	2	6	0.7
15	Dadika, Jake	4-0	30	7.5	1-3	.333	0-1	.000	0-0	.000	0	2	2	0.5	1	0	3	3	0	2	2	0.5
23	Batie, Khalil	1-0	2	2.0	0-0	.000	0-0	.000	0-0	.000	0	0	0	0.0	0	0	0	0	0	0	0	0.0
Team											25	19	44				6					
Total.....		10	2025		223-609	.366	32-121	.264	102-182	.560	155	247	402	40.2	186	3	87	157	54	63	580	58.0
Opponents.....		10	2025		249-585	.426	66-211	.313	149-204	.730	117	268	385	38.5	187	-	149	137	68	88	713	71.3

TEAM STATISTICS	RUTGERS	OPP
SCORING	580	713
Points per game	58.0	71.3
Scoring margin	-13.3	-
FIELD GOALS-ATT	223-609	249-585
Field goal pct	.366	.426
3 POINT FG-ATT	32-121	66-211
3-point FG pct	.264	.313
3-pt FG made per game	3.2	6.6
FREE THROWS-ATT	102-182	149-204
Free throw pct	.560	.730
F-Throws made per game	10.2	14.9
REBOUNDS	402	385
Rebounds per game	40.2	38.5
Rebounding margin	+1.7	-
ASSISTS	87	149
Assists per game	8.7	14.9
TURNOVERS	157	137
Turnovers per game	15.7	13.7
Turnover margin	-2.0	-
Assist/turnover ratio	0.6	1.1
STEALS	63	88
Steals per game	6.3	8.8
BLOCKS	54	68
Blocks per game	5.4	6.8
ATTENDANCE	29016	78603
Home games-Avg/Game	5-5803	5-15721
Neutral site-Avg/Game	-	0-0

Date	Opponent		Score	Att.
* 12/27/16	at Wisconsin	L	52-72	17287
* 01/01/17	PENN STATE	L	47-60	6079
* 1/4/17	at Michigan State	L	65-93	14797
* 01/08/16	at Iowa	L	62-68	11347
* 1/12/17	NORTHWESTERN	L	60-69	3723
* 01/15/17	at Indiana	L	57-76	17222
* 1/21/17	NEBRASKA	W	65-64	6294
* 01/24/17	at Maryland	L	55-67	17950
*@ 01/28/17	WISCONSIN	Lot	54-61	8531
* 1/31/17	IOWA	L	63-83	4389

* - Conference game

Score by Periods	1st	2nd	OT	Totals
Rutgers	280	291	9	580
Opponents	323	374	16	713



THE STAT CREW SYSTEM
Rutgers Combined Team Statistics (as of Jan 31, 2017)
All games



RECORD:	OVERALL	HOME	AWAY	NEUTRAL
ALL GAMES	12-11	9-4	2-7	1-0
CONFERENCE	1-9	1-4	0-5	0-0
NON-CONFERENCE	11-2	8-0	2-2	1-0

#	Player	gp-gs	min	avg	Total		3-Point		F-Throw		Rebounds								a	to	blk	stl	pts	avg
					fg-fga	fg%	3fg-fga	3fg%	ft-fa	ft%	off	def	tot	avg	pf	dq								
03	Sanders, Corey	23-21	691	30.0	113-284	.398	9-41	.220	51-81	.630	12	67	79	3.4	46	1	77	63	11	32	286	12.4		
33	Freeman, Deshawn	23-21	603	26.2	97-200	.485	2-5	.400	65-108	.602	75	120	195	8.5	64	1	19	49	24	17	261	11.3		
00	Johnson, Nigel	23-13	622	27.0	86-244	.352	23-83	.277	57-83	.687	12	77	89	3.9	20	0	50	32	2	29	252	11.0		
05	Williams, Mike	23-2	568	24.7	74-184	.402	32-92	.348	43-57	.754	44	66	110	4.8	51	1	26	24	8	22	223	9.7		
34	Gettys, C.J.	23-23	483	21.0	73-126	.579	0-0	.000	32-48	.667	43	71	114	5.0	54	1	32	42	23	9	178	7.7		
21	Sa, Candido	23-2	394	17.1	34-89	.382	4-17	.235	17-39	.436	40	43	83	3.6	50	0	7	24	27	9	89	3.9		
35	Thiam, Issa	21-11	331	15.8	29-88	.330	21-67	.313	2-4	.500	5	26	31	1.5	16	0	8	15	1	6	81	3.9		
04	Laurent, Jonathan	21-11	304	14.5	28-61	.459	3-12	.250	14-18	.778	10	47	57	2.7	31	0	9	23	4	10	73	3.5		
11	Omoruyi, Eugene	23-11	285	12.4	18-56	.321	0-9	.000	17-24	.708	24	27	51	2.2	28	0	29	29	7	10	53	2.3		
32	Diallo, Ibrahima	14-0	137	9.8	6-25	.240	0-0	.000	3-8	.375	13	19	32	2.3	26	2	5	9	11	5	15	1.1		
02	Doorson, Shaquille	21-0	153	7.3	9-18	.500	0-0	.000	3-11	.273	14	12	26	1.2	20	0	2	7	10	3	21	1.0		
15	Dadika, Jake	7-0	38	5.4	1-3	.333	0-1	.000	0-0	.000	0	2	2	0.3	1	0	3	3	0	2	2	0.3		
10	Smith, Aaren	1-0	4	4.0	0-0	.000	0-0	.000	0-2	.000	0	0	0	0.0	0	0	0	0	0	0	0	0.0		
23	Batie, Khalil	5-0	9	1.8	0-0	.000	0-0	.000	0-1	.000	0	2	2	0.4	0	0	2	0	0	0	0	0.0		
13	Bullock, Matt	2-0	4	2.0	0-1	.000	0-1	.000	0-0	.000	0	0	0	0.0	1	0	0	0	0	0	0	0.0		
Team											57	45	102				9							
Total.....		23	4626		568-1379	.412	94-328	.287	304-484	.628	349	624	973	42.3	408	6	269	329	128	154	1534	66.7		
Opponents.....		23	4626		532-1345	.396	159-497	.320	293-408	.718	254	553	807	35.1	449	-	295	311	124	167	1516	65.9		

TEAM STATISTICS	RUTGERS	OPP	Date	Opponent	Score	Att.
SCORING	1534	1516	11/11/16	MOLLOY	w 86-57	3755
Points per game	66.7	65.9	11/13/16	DREXEL	w 87-66	4056
Scoring margin	+0.8	-	11/17/16	at DePaul	w 66-59	4057
FIELD GOALS-ATT	568-1379	532-1345	11/20/16	NIAGARA	w 78-65	3572
Field goal pct	.412	.396	11/23/16	NORTH TEXAS	w 66-53	3351
3 POINT FG-ATT	94-328	159-497	11/25/16	HARTFORD	w 77-75	4028
3-point FG pct	.287	.320	% 11-30-16	at Miami	L 61-73	7064
3-pt FG made per game	4.1	6.9	12/3/16	MORGAN STATE	w 72-58	5081
FREE THROWS-ATT	304-484	293-408	12/6/16	CCSU	w 79-37	3811
Free throw pct	.628	.718	12/10/16	at Stony Brook	w 71-66	4009
F-Throws made per game	13.2	12.7	12/14/16	FDU	w 82-69	3635
REBOUNDS	973	807	12/18/16	vs Fordham	w 68-53	8200
Rebounds per game	42.3	35.1	12/23/16	at Seton Hall	L 61-72	10481
Rebounding margin	+7.2	-	* 12/27/16	at Wisconsin	L 52-72	17287
ASSISTS	269	295	* 01/01/17	PENN STATE	L 47-60	6079
Assists per game	11.7	12.8	* 1/4/17	at Michigan State	L 65-93	14797
TURNOVERS	329	311	* 01/08/16	at Iowa	L 62-68	11347
Turnovers per game	14.3	13.5	* 1/12/17	NORTHWESTERN	L 60-69	3723
Turnover margin	-0.8	-	* 01/15/17	at Indiana	L 57-76	17222
Assist/turnover ratio	0.8	0.9	* 1/21/17	NEBRASKA	w 65-64	6294
STEALS	154	167	* 01/24/17	at Maryland	L 55-67	17950
Steals per game	6.7	7.3	*@ 01/28/17	WISCONSIN	Lot 54-61	8531
BLOCKS	128	124	* 1/31/17	IOWA	L 63-83	4389
Blocks per game	5.6	5.4				
ATTENDANCE	60305	112414				
Home games-Avg/Game	13-4639	9-11579				
Neutral site-Avg/Game	-	1-8200				

* - Conference game

Score by Periods	1st	2nd	OT	Totals
Rutgers	716	809	9	1534
Opponents	674	826	16	1516