

2012-13 NITTANY LION BASKETBALL PENN STATE

GAME 16

GAME INFO

TELEVISION: BTN: Tom Hamilton (pxp) & Sean Harrington (analyst)
RADIO: Penn State Sports Network: Local (1450 AM); Steve Jones (pxp) & Dick Jerardi (analyst) Sirius/XM: 93/190
WEB: Gametracker & Audio at: GoPSUsports.com
COACHES:
 PENN STATE: Patrick Chambers – 20-27 (2nd at PSU); 62-55 (4th Overall)
 PURDUE: Matt Painter – 167-85 (8th at Purdue); 192-90 (9th Overall)
RPI: PSU:124; PU:149
NEXT UP: PSU will return to the Jordan Center on Wednesday to face No. 18 Michigan State, the Lions third Top 20 foe of the year. The Spartans lead the series 30-7 and are 11-4 in State College. The teams met just once last year with MSU taking a 77-57 win in East Lansing. PSU has won two of the last four, including 66-62 in the last meeting in the BJC in 2011.

2012-13 SCHEDULE

Record: 8-7 (0-3 Big Ten) **Home:** 7-3; **Road:** 0-2; **N:** 1-2

Date	Opponent	Time (ET)	TV/Result
NOVEMBER			
Sat. 3	PHILADELPHIA U (Exhibition)		W, 79-54
Fri. 9	SAINT FRANCIS (PA)		W, 65-58
Puerto Rico Tip-Off Tournament, Coliseo Ruben Rodriguez, Bayamon, PR			
Thur. 15	#6/6 North Carolina State		L, 55-72
Fri. 16	Providence		W, 55-52 OT
Sun. 18	Akron		L, 60-85
Fri. 23	BUCKNELL		W, 60-57
Wed. 28	BOSTON COLLEGE		L, 61-73
DECEMBER			
Sat. 1	PENNSYLVANIA		W, 58-47
Wed. 5	at La Salle (at the Palestra)		L, 57-82
Sat. 8	ARMY		W, 78-80
Sat. 15	DELAWARE STATE		W, 80-76 OT
Sun. 23	NEW HAMPSHIRE (DH)		W, 72-45
Sat. 29	DUQUESNE		W, 84-74
JANUARY			
Thur. 3	at Wisconsin		L, 51-60
Mon. 7	#5/5 INDIANA		L, 51-74
Thur. 10	NORTHWESTERN		L, 54-70
Sun. 13	at Purdue	12:00 p.m.	BTN
Wed. 16	MICHIGAN STATE	7:00 p.m.	BTN
Sat. 19	NEBRASKA	1:00 p.m.	ESPNU
Wed. 23	at Indiana	7:00 p.m.	BTN
Sat. 26	OHIO STATE	12:00 p.m.	ESPN2
Thur. 31	at Iowa	8:00 p.m.	ESPNU
FEBRUARY			
Tue. 5	PURDUE	7:00 p.m.	BTN
Sat. 9	at Nebraska	9:00 p.m.	ESPNU
Thur. 14	IOWA	9:00 p.m.	ESPNU
Sun. 17	at Michigan	12:00 p.m.	BTN
Thur. 21	at Illinois	8:15 p.m.	BTN
Wed. 27	MICHIGAN	6:30 p.m.	BTN
MARCH			
Sa/Su. 2-3	at Minnesota	3 or 1/4	
Thur. 7	at Northwestern	7:00 p.m.	ESPNU
Sun. 10	WISCONSIN	12:00 p.m.	BTN

2013 Big Ten Tournament – United Center, Chicago, Ill.

Thur. 14	First Round (ESPN2/BTN)	12, 2:30, 6:30, 9:00
Fri. 15	Quarterfinals (ESPN, BTN)	12, 2:30, 6:30, 9:00
Sat. 16	Semifinals (CBS)	1:40, 4:00
Sun. 17	Championship (CBS)	3:30

**All times Eastern; BTN: Big Ten Network;
 Rank: #AP/ESPN/USATODAY**

PENN STATE (8-7; 0-3 Big Ten) PURDUE (7-8; 1-2 Big Ten)

SUNDAY, JAN. 13, 2013 @ 12:00 P.M. (ET)
 MACKEY ARENA (14,846)
 WEST LAFAYETTE, IND.



Twitter: @PennStateMBB
 @Coach_Chambers



Facebook: facebook.com/pennstatebasketball

STORYLINES:

- Lions look for first Big Ten win after averaging 52 ppg in first three conference outings.
- Chambers' twitter followers hit 10K.
- D.J. Newbill only B1G player to rank in top 15 of scoring, assists and rebounding in conference.
- Lions have string of seventh straight games shooting over 40% snapped with back-to-back season lows from the field.
- Foul & free throw deficit plagues Lions.

THE GAME: Penn State will hit the road for a weekend road game at Purdue, the second of a three games in seven days run for the Lions. Penn State trails the series 11-27 and is 2-16 in West Lafayette, having not won there since a 69-60 victory in 2009, a string of six games. The teams split games last year with PSU taking a 65-45 victory in the BJC for Patrick Chambers first career Big Ten conference win at Penn State and Purdue winning 80-56 in Mackey Arena. After posting four straight wins to end the non-conference season, Penn State has opened Big Ten play with three losses and seen its scoring plummet from 78.5 ppg in the final four non-con games to 52.0 ppg in conference.

NOTES TO KNOW:

- Penn State is in the midst of playing three games in seven days and will complete the string Wednesday vs. No. 18 Michigan State, which will be the Lions third ranked opponent. The Lions are slated to face at least nine opponents currently ranked in the Top 25.
- Coach Patrick Chambers twitter account (@Coach_Chambers) eclipsed 10K followers early this week. Chambers was ranked among the Top 25 most followed Division I basketball coaches, and fourth among Big Ten coaches, in a preseason survey by the basketball blog runthefloor.com. He has gained more than 1,000 followers since that survey.
- D.J. Newbill is the only Big Ten player to rank in the Top 15 of the conference statistics in scoring (7th), assists (8th) and rebounding (11th). He scored his 500th career point vs. IU, and posted his fifth 20-point game of the season (20) to lead PSU vs. Northwestern.
- After posting 70+ points, its four highest scoring games on the season, and averaging 78.5 ppg in the final four non-conference games, Penn State has not eclipsed 54 points in its three Big Ten games and is averaging 52 ppg in the Big Ten.
- PSU grabbed a season high 17 offensive rebounds vs. Indiana & 15 vs. Northwestern, marking 11 games with double-digit offensive boards. The Lions allow 8.0 offensive boards per game in the Big Ten and lead the conference collecting 75.9% of defensive rebounds.
- PSU has posted season lows shooting 31.7% vs. Indiana and 31.6% vs. Northwestern ending a string of seven straight games shooting over 40%.
- Penn State had a season high 19 turnovers vs. Indiana and is averaging 15 turnovers per game in Big Ten play.
- Penn State has been on the wrong end of a 71-41 foul differential in Big Ten play resulting in an 86-28 deficit in free throws attempted and 53-23 in free throw line scoring.
- Ross Travis led Penn State in scoring for the first time in his career logging a season high equaling 14 points on a career high 17 field goal attempts vs. Indiana. He ranks 4th in the Big Ten in rebounding with 7.6 rpg and has five double-digit scoring games on the year.
- D.J. Newbill leads Penn State with 98 free throw attempts and has gotten to the foul line at least once in 44 of 47 career games.
- Jermaine Marshall has posted double-figure scoring in 10 of his last 11 games. He leads the team with 26 threes and 26 steals.
- Penn State went 6-2 in the eight non-con games after losing do-everything guard Tim Frazier to a season-ending Achilles injury. The Lions 8-4 record in the non-con season equaled their win total from last year (8-5), despite losing Frazier early in the fourth game of the year.
- Nick Colella leads the Lions with 10 charges taken and 47 dives on the year.
- Brandon Taylor has made a three in 10 of 12 games since Tim Frazier went down with injury. He leads the team shooting 37.7% from three.
- D.J. Newbill ranks second (35.7) and Jermaine Marshall fifth (34.3) in minutes played in the Big Ten.
- Newbill (7th, 15.3 ppg) and Marshall (8th, 14.5 ppg) are one of two sets of teammates to rank in the Top 10 in scoring in the Big Ten, and the 2nd highest scoring backcourt (29.8 ppg), behind Michigan's Trey Burke (3rd, 18.2) and Tim Hardaway Jr. (5th, 16.3), 34.5 ppg.
- Former walk-on Nick Colella (28) and current walk-on Kevin Montminy (12) combined to play 40 minutes vs. Northwestern. For Montminy it was a career high.

PENN STATE ATHLETIC COMMUNICATIONS:

Brian Siegrist, Associate Director of Athletic Communications/Men's Basketball
E-mail: tbs1@psu.edu **Cell Phone:** 814-777-5126 **Office:** 814-865-1757
 Susan Bedsworth, Secondary Basketball contact
E-mail: sjb5001@psu.edu **Cell Phone:** 814-308-2273
Press Row: 814-863-3294 **Twitter:** @PSUSTRETCH **Website:** GoPSUsports.com



LAST TIME OUT

NORTHWESTERN 70, PENN STATE 54 Jan. 10, 2013 • Bryce Jordan Center

Penn State led 12-8 midway through the first half before suffering a scoring drought of 6:30 and seeing Northwestern seize control of the game with a 13-0 run. The Wildcats built a 21-12 lead and eventually used a 25-4 run to build a 17-point first half lead Penn State never got under 13 the rest of the way. D.J. Newbill led Penn State with 20 points on 6-of-19 shooting and Jermain Marshall added 13, all in the second half. Penn State shot just 31 percent and 3-of-15 from three and turned 15 offensive boards into just eight points. Northwestern was led by 18 points from Dave Sobolewski who went 3-of-6 from three and 17 from Jared Swopshire who was 5-of-8 from the floor for an NU team that shot 45 percent and 9-of-22 from three. Trailing 33-18 at the half, Penn State played the second half nearly even trailing NU 37-36. Foul trouble plagued the Ltons and limited freshman Brandon Taylor to 20 minutes.

STATISTICAL COMPARISON

PENN STATE		PURDUE	
Newbill (15.3)	SCORING LEADER	T. Johnson (13.7)	
Travis (7.6)	REBOUND LEADER	Hammons (6.1)	
Newbill (3.8)	ASSIST LEADER	R. Johnson (3.3)	
62.7	SCORING OFFENSE	66.6	
66.3	SCORING DEFENSE	63.3	
-3.6	SCORING MARGIN	+3.3	
37.3	REBOUNDS PER GAME	40.6	
+5.5	REBOUND MARGIN	+6.5	
9.4	ASSISTS PER GAME	13.6	
5.2	STEALS PER GAME	5.5	
39.8	FIELD GOAL %	41.5	
41.6	FG% DEFENSE	40.2	
28.7	3PT FG%	28.3	
36.1	3PT FG% DEFENSE	32.3	
69.6	FREE THROW %	64.3	
0.7	ASSIST TO TURNOVER	1.1	
13.3	TURNOVERS	12.5	
L3	W/L STREAK	L2	

SERIES HISTORY

OVERALL:	Purdue Leads, 27-11
LAST MEETING:	2/29/12 at PUR, L, 80-56
CURRENT STREAK:	L, 1
AT PSU:	9-10
AT PUR:	2-16
NEUTRAL SITE:	0-1
CHAMBERS VS. PUR:	1-1
LAST 10 MEETINGS:	2-8
2/15/08	A 53 67 L
1/6/09	H 67 64 W
2/11/09	A 47 61 L
3/13/09	N 65 79 L-B10
1/31/10	A 46 66 L
3/6/10	H 60 64 L
1/5/11	H 68 83 L
1/19/11	A 62 63 L
1/5/12	H 65 45 W
2/29/12	A 56 80 L






SCOUTING PURDUE: The Boilers have lost their last two games after upsetting No. 11 Illinois, 68-61, in Mackey in their Big Ten opener. They played No. 14 Ohio State very close in Mackey before falling 74-64 in their last outing. Penn State will be Purdue's first unranked Big Ten opponent in Big Ten play as they also fell at No. 18 Michigan State. Purdue leads the Big Ten with 14 offensive rebounds per game and have scored 60 percent of their points in the paint over the last four games. Junior guard Terone Johnson ranks fifth in the Big Ten posting 18.0 ppg. Freshman center A.J. Hammons is posting 10.2 ppg and has blocked 23 shots while leading the team with 6.1 rpg. The Boilers are one of the top rebounding teams in the Big Ten pulling down 41.2 per game.

PENN STATE PLAYERS

Website: GoPSUsports.com; Roster Size: 16; Letterman Returning/Lost: 9/4; Starters Returning/Lost: 3/2
PROBABLE STARTERS:

2	D.J. Newbill	G		NOTES: Double-digit scorer in 13 of 15 games on year, five 20-point games...7 career double-doubles...Leads team with 98 free throw atts...20 points in loss to Northwestern...leads team in scoring & assists, 2nd leading rebounder...7th in B1G in scoring/11th in rebounding...Took over point with loss of Frazier...Sat out 2011-12 after transfer from Southern Miss...Conference USA All-Freshman Team...started all 32 games at USM.
	So. ■ 6-4 ■ 205 ■ Philadelphia, Pa.			
	PTS	REB	AST	MIN
	15.3	6.1	3.8	35.7
11	Jermaine Marshall	G		NOTES: Led team in scoring 6 times on year...19 at Wisconsin...8th in B1G in scoring...19 at La Salle, 25 vs. B.C...Leading team with 26 threes & 26 steals...6th in B1G in steals (1.7), with 2 or more in 7 games...Spells Newbill at point guard...5 career 20-point games, 33 double-digit scoring games, 12 this year...2nd leading scorer last year (10.8)...Led team with 43 threes last year...Good finisher in lane...long arms...plays at deceptive pace
	Jr. ■ 6-4 ■ 205 ■ Etters, Pa.			
	PTS	REB	AST	MIN
	14.5	4.3	2.3	34.3
43	Ross Travis	F		NOTES: 14 pts vs. Indiana...two double-doubles, 5 double-digit scoring & 4 double-digit rebounding games on year...4th in B1G in Rebounding (7.6)...11 rebs at Wisconsin...Career high 13 rebs vs. B.C...10 rebs & 11 pts vs. Akron for 1st career double-double...16 starts last year...career-high 15 points vs. Michigan in last '11-12 regular season game...Called a "junkyard dog" by Coach Chambers...Earned team's "Scrappest Player" award.
	So. ■ 6-6 ■ 225 ■ Chaska, Minn.			
	PTS	REB	AST	MIN
	7.4	7.5	0.4	31.7
10	Brandon Taylor	F		NOTES: Double-digit points in 5 games...8 points & 2 threes at WISC...14 points vs. Army...2nd on team with 20 threes...Leads team in 3-point percentage (37.7%)...First career start vs. Bucknell, scored career-best 16 points (4-of-8 from three)...Starter since Frazier's injury...2012 Times of Trenton Player-of-the-Year...Big Ten body...Confident player...trimmed 30 pounds from his frame in the preseason.
	Fr. ■ 6-7 ■ 235 ■ Tabernacle, N.J.			
	PTS	REB	AST	MIN
	6.8	3.5	0.1	21.3
21	Sasa Borovnjak	F		NOTES: 10.2 ppg over final 5 non-con games...Three straight double-digit scoring games to end non-con (best of career)...season high 14 vs. DUQ & Delaware St...5 career double-figure scoring games...leads team shooting 56.9% on year...Missed 2010-11 season with a torn ACL (right knee)...Added three inches to vertical and benches over 300 pounds...Academic All-Big Ten honoree in Marketing...declared this his final collegiate
	Sr. ■ 6-9 ■ 240 ■ Belgrade, Serbia			
	PTS	REB	AST	MIN
	5.5	3.5	0.1	21.0

OFF THE BENCH

20	Nick Colella	G		NOTES: Third on team with 17 threes...career high 15 points vs. Duquesne on 5-of-7 from three...Leads team in charges taken & dives...Granted scholarship for final season...Started 6-straight Big Ten games last year (2 double-digit scoring games, 16 threes in Big Ten)...former walk-on, played 2 years at Penn State-Behrend...scholarship for spring 2012...joined team through open tryouts...former Lady Lion practice player
	Sr. ■ 6-3 ■ 195 ■ New Castle, Pa.			
	PTS	REB	AST	MIN
	3.7	2.1	0.9	23.7
25	Jon Graham	F		NOTES: Strong defensive and rebounding presence...leading shot blocker (15)...Equaled a career best with 10 rebounds vs. NC State...Started 25 straight games prior to 12/8...16 pts & 7 rebs in exhibition game...Named team's "Most Improved Player" 2011-12...2010-11 redshirt...Cut weight from 240 to 225 and added four inches to his vertical prior to 2012-13...leads team with 24 reps on 185-pound bench.
	So. ■ 6-8 ■ 225 ■ Baltimore, Md.			
	PTS	REB	AST	MIN
	2.5	3.5	0.1	16.9
5	Donovon Jack	F		NOTES: 8 mpg over last 8...1st career three vs. Indiana...8 pts, 3 rebs vs. Delaware State...played in 10 games...One of the best leapers & shot blockers on team...three-time Pennsylvania All-State (twice first team)...Reading Eagle Male Athlete-of-the-Year...two-time Berks County Player-of-the-Year...1,725 points, 10th most in Berks County history and most in city of Reading...left hander...standout volleyball player.
	Fr. ■ 6-9 ■ 205 ■ Reading, Pa.			
	PTS	REB	AST	MIN
	2.1	1.3	0.0	6.4
14	Kevin Montminy	G		NOTES: Played in 6 of the last 7 games...3 points in career high 12 minutes vs. Northwestern...Hit a three vs. New Hampshire...Walk-on from nearby Penns Valley High School (20 minutes from Jordan Center)...School's all-time leading scorer (1,498)...good shooter...Posted 4.0 GPA in fall to earn Dean's List honors...Business major (finance)...Played in 18 career games...fourth guard off the bench... High school valedictorian with 4.0.
	So. ■ 6-3 ■ 185 ■ Centre Hall, Pa.			
	PTS	REB	AST	MIN
	0.8	0.6	0.0	2.9
1	Akosa Maduegbunam	G		NOTES: Scored first career points vs. Delaware State...first career action vs. Akron...played in 9 games...NEPSAC AAA All-League HM...Averaged 22.3 ppg, 8.0 rpg in leading Charlestown HS to Boston City League title as a junior...MVP of the City League Tournament...two-time All-City selection...Named to ESPNBoston's inaugural MIAA All-State team...owns a team-best 35-inch vertical.
	Fr. ■ 6-3 ■ 200 ■ Boston, Mass.			
	PTS	REB	AST	MIN
	0.4	0.7	0.1	2.9

#	PLAYER	P	CL	HT	PPG	RPG	NOTES
32	Pat Ackerman	F	So.	6-11	1.3	0.3	Played in 3 games on year...scored vs. Indiana walk-on, Associate degree from Gulf Coast State CC
24	Zach Cooper	G	Jr.	6-1			Played in 5 career games...Walk-on, joined the team in October of 2010
34	Alan Wisniewski	F	Jr.	6-9	0.0	0.0	joined team during open walk-on tryouts in late October 2012
35	Kevin Onyeaka	F	Jr.	6-5	0.0	0.0	
23	Tim Frazier	G		NOTES: Injured in Akron game (11/18)...20th 20-point vs. NC State...Wooden and Naimsmith Candidate...preseason All-Big Ten...2012 First-team All-Big Ten...Only Div. 1 player to average at least 17 ppg & 6 apg last year...Led nation accounting for 58% of team's offense...Led Big Ten in assists (14th in NCAA) & steals & 2nd in scoring last year...Set PSU season assist record (198)..			
	Sr. ■ 6-1 ■ 170 ■ Houston, Texas						
	PTS	REB	AST	MIN			
	16.3	4.5	3.75	32.5			
CAREER	1,035	372	459 (6th)	143 (6th steals)			



LAST TIME at Purdue, L, 80-56

Tim Frazier was spectacular in the first half scoring 16 points and helping Penn State to shoot 56% and lead twice before going to the locker room down five, 37-32. But, Purdue exploded in the second half hitting 10 of its first 12 shots and scoring the first 11 points of the half to jump to a 16-point lead and never look back. The Boilers hit at 75% until the final minutes of the half before closing at 65% in the half and 57.4% for the game, including 9-of-22 from three. Robbie Hummel led Purdue with 26 points, eight rebounds and six assists on "Senior Night". Penn State got team-highs of 24 points, six assists, five rebounds and four steals from Frazier, but only Jermaine Marshall (10) joined him in double-figures. Purdue won the rebounding battle 31-17 and outscored PSU 17-8 at the foul line.

OUTLET PASSES (PLAYERS)

- JERMAINE MARSHALL** has led the Lions in scoring in six games on the year. He has 33 career double-digit scoring games and 5 20-point games.
- JERMAINE MARSHALL** greatly improved his defense last year and finished second on the team with 32 steals. He leads the team this season with 26, including a career high five vs. New Hampshire.
- D.J. NEWBILL** posted his first double-double at Penn State with a career high 23 points and 12 rebounds vs. Duquesne. He has scored in double-digits in 13 of 15 games on the year. His five 20-point games on the year rank tied for fourth in the Big Ten and his seven career double-doubles (six at Southern Miss.) are tied for fourth-most among active Big Ten players.
- D.J. NEWBILL** trimmed his weight from 225 to 205 in the off-season following his red-shirt campaign after transferring from Southern Mississippi. He missed nearly two months of practice early last season after injuring his left shoulder.
- ROSS TRAVIS** has led the team in rebounding in 10 games. He is fourth in the Big Ten posting 7.6 rpg. He led the Lions in rebounding eight times last year.
- ROSS TRAVIS** posted a career-best 13 rebounds vs. Bucknell, 11 at Wisconsin and led Penn State with 10 in a loss to Akron in the Puerto Rico Tip-Off, adding 11 points for his first career double-double. He has four double-digit rebounding games and two double-doubles on the year.
- JON GRAHAM** tied a career high with three blocks vs. Penn and leads the team with 15 on the season. He blocked a total of 19 shots last year to lead the team.
- JON GRAHAM** was instrumental in holding Bucknell and Penn post scorers well below average. The Bison's Mike Muscala entered the game averaging 17.7 ppg and posted 10 on 2-of-4 shooting. Penn's Fran Dougherty entered posting 18.6 ppg and posted 7 on 3-of-8.
- JON GRAHAM** trimmed his weight from 240 to 225 pounds for his sophomore season and added four inches to his vertical. He maintains a team-best 24 reps on the 185-pound bench press, four better than the 2012 NBA combine best.
- Former walk-on **NICK COLELLA** was granted a scholarship for his senior campaign. He posted a career-best 15 points on 5-of-7 from three vs. Duquesne. He went 11-of-20 from three in the last four non-con games. He was placed on scholarship for the second semester of last season and started six-straight games in the Big Ten.
- Freshman **BRANDON TAYLOR** arrived on campus weighing more than 260 pounds, in part due to a plantar fasciitis that kept him inactive for much of the summer. He sculpted his body in the late summer and preseason and trimmed his weight by 30 pounds entering the season.
- BRANDON TAYLOR** posted 16 points in his first career start vs. Bucknell. He has posted double-digit scoring in five games since taking on a larger role in the absence of Frazier. The 6-7 Taylor leads PSU shooting 37.7% (20-53) from three, making at least one in 10 of 12 games since Tim Frazier's injury. His 20 threes are second only to Jermaine Marshall's 26.
- Freshman **DONOVAN JACK** had the best game of his young career posting eight points and three rebounds vs. Delaware State, while shooting 4-of-5 from the floor. He is 9-15 (60%) from the floor on the year and made his first career three vs. Indiana (1/7). He has scored in 4 of the last 6 games and is playing 8 mpg over that stretch.

Penn State 56 - 12-18 (4-13)

#	Player	Total			3-Pr			Rebounds		PF	TP	A	TO	Bl	Stl	Min
		FG	FGA	FT	FTA	CR	DR	OR	TR							
25	Graham, Jon	1	2.2	0.0	0.0	0	0	0	3	4	1	1	0	0	0	13
40	Travis, Ross	1	0.1	0.0	0.0	1	1	0	0	0	0	1	0	0	0	10
11	Marshall, Jermaine	9	3.10	1.6	3.4	1	2	3	10	2	3	0	4	0	0	37
22	Coletta, Mike	3	0.4	0.3	0.0	0	0	0	0	0	0	0	0	0	0	17
23	Frazier, Tim	9	10.16	1.2	3.3	0	5	5	3	24	6	2	0	4	0	39
06	Lewis, Trey		3.8	2.6	0.1	1	0	1	0	8	0	2	0	0	0	19
04	Glover, Matt		0.2	0.1	0.2	1	1	0	0	0	0	0	0	0	0	28
14	Montminy, Kevin		0.0	0.0	0.0	0	0	0	0	0	0	0	0	0	0	2
11	Borovnjak, Sasa		4.5	0.0	0.0	0	0	0	2	0	1	0	0	0	0	22
32	Ackerman, Pat		0.0	0.0	0.0	0	0	0	0	0	0	0	0	0	0	1
34	Wronowski, Alan		0.0	0.0	0.0	0	0	0	0	0	0	0	0	0	0	1
Team			22-48	4.18	8.10	4	13	17	56	10	13	0	9	20		

FG % 1st Half: 33.3% 55.5% 2nd Half: 9.5% 56.2% Game: 22.4% 42.9% Overall: 37.0% 33.3% 33.3% 33.3% 33.3% 33.3%

FT % 1st Half: 3.3% 100.0% 2nd Half: 5.7% 71.4% Game: 4.18 22.2% Overall: 8.1% 89.3%

Purdue 80 - 20-10 (10-7)

#	Player	Total			3-Pr			Rebounds		PF	TP	A	TO	Bl	Stl	Min
		FG	FGA	FT	FTA	CR	DR	OR	TR							
09	Johnson, Tarence		4.6	1.1	2.7	1	4	5	0	13	3	3	0	0	0	32
04	Hummel, Robbie		8.16	2.6	6.9	2	6	8	1	26	6	0	1	1	0	37
28	Jackson, Lewis		6.6	0.0	0.0	0	3	3	1	12	5	2	0	1	0	26
24	Smith, Ryan		3.6	3.6	0.0	0	0	0	0	1	9	3	1	0	0	30
28	Carnell, Travis		1.1	0.0	0.0	0	2	1	0	2	1	0	1	0	0	21
01	Johnson, Anthony		1.2	0.1	0.2	0	2	2	3	4	1	2	0	0	0	14
14	Ayres, Dru		0.0	0.0	0.0	0	1	1	0	0	0	0	0	0	0	2
21	Byrd, DJ		4.8	3.7	3.3	4	2	6	3	14	1	2	0	0	0	26
30	Basham, Neal		0.0	0.0	0.0	0	1	1	0	0	0	1	0	0	0	2
32	Hart, John		0.1	0.1	0.0	0	0	0	0	0	0	0	0	0	0	3
34	Lawson, Jacob		0.1	0.0	0.0	0	0	0	0	0	0	0	0	0	0	5
38	Morris, Sandi		0.0	0.0	0.0	0	1	1	0	0	0	0	0	0	0	2
Team			27-47	9.22	17-21	8	23	31	14	80	21	13	2	3	20	

FG % 1st Half: 33.3% 55.5% 2nd Half: 9.5% 56.2% Game: 22.4% 42.9% Overall: 37.0% 33.3% 33.3% 33.3% 33.3% 33.3%

FT % 1st Half: 3.3% 100.0% 2nd Half: 5.7% 71.4% Game: 4.18 22.2% Overall: 8.1% 89.3%

Digsby: Ted Valleirio, Bo Bonaki, Lamont Simpson
Technical fouls: Penn State None, Purdue None.
Administrative: KD30
Score by periods: 1st 2nd Total
Penn State 13 24 56
Purdue 27 53 80

Penalty Fouls: PSU 2nd 0:11, PUR 2nd 0:40. Game: 9-22 45.9%
Points Per 100: Penn 21.67, Purdue 27.70
Rebounds Per 100: Penn 15.38, Purdue 20.00
Fouls Per 100: Penn 26.92, Purdue 20.00
Steals Per 100: Penn 3.09, Purdue 1.90
Blocks Per 100: Penn 0.00, Purdue 0.38
Last FG: PSU 2nd 0:11, PUR 2nd 0:40. Score tied - 6 times.

OUTLET PASSES (TEAM)

- Following completion of the fall semester, two Nittany Lions (Kevin Montminy & Tim Frazier) earned Dean's List honors with a 3.5 GPA or higher and seven Lions posted a 3.0 GPA or higher. Montminy posted a 4.0 GPA.
- Coach Patrick Chambers named senior Nick Colella and junior Jermaine Marshall to join D.J. Newbill as team captains prior to the Lions' first Big Ten game of the season.
- Penn State shot a season best 40% (8-20) from three vs. Duquesne and made a season high eight threes. The Lions have shot less than 40% from the arc in 14 games and less than 30% in six.
- Pittsburgh transfer guard John Johnson (6-1, Philadelphia, Pa.) arrived on campus Dec. 21 and began practice immediately. He will be eligible to begin play late next December.
- Penn State is 4-0 in games decided by seven points or less on the year, including two overtime wins. The Lions went 4-7 in 11 games decided by seven points or less last year. Last year, the Lions had just one home loss come by more than six points while dropping four Big Ten home contests by six points or less, including games with No. 12 Indiana (88-82) and No. 13 Michigan (71-65).
- Penn State has allowed nine opponents to eclipse 70 points on the year, winning three of those games, and having six losses on the year come to opponents scoring 70+. Penn State is 4-19 under Patrick Chambers when opponents break 70 points.
- Five of Penn State's eight primary contributors (following the loss of Tim Frazier) are freshmen or sophomores, including three of the top four scorers and rebounders.
- Penn State has fielded one of the nation's youngest squads the last two years. This year, two sophomores and a freshman are in the starting line-up accounting for 45 of 70 starts on the year. Last year eight of 10 primary contributors were in their first or second season of Division I play.

BOARDIN: Penn State has won the rebounding battle in nine straight games, posting an average margin of +7.9 over that span, and in 11 of 15 on the year. The Lions have had 15 or more offensive rebounds in three of their last four games.

FILLING IN FOR FRAZIER: Since losing Tim Frazier and his 21.7 ppg to injury in the fourth game, Penn State actually improved its scoring average (58.8 ppg to 68.8 ppg) and shooting percentage (35.3% to 43.5%) over the last eight games of the non-conference season while going 6-2. Jermaine Marshall made the biggest increase in the non-con since the loss of Frazier improving his scoring by 6.5 ppg (10.3 to 16.8) and his shooting percentage from 30.6% to 44.0% (22.6% to 40.5% from three) and seeing his assists rise dramatically from 0.7 apg to 3.0 apg. Freshman Brandon Taylor also increased his scoring from 4.0 ppg to 9.0 ppg (+5.0) and Sasa Borovnjak from 1.5 ppg to 7.1 ppg (+5.6).



STANDINGS (Jan. 11)

Team	BIG TEN			OVERALL		
	W-L	%	W-L	%		
1. Michigan	3-0	1.000	16-0	1.000		
Minnesota	3-0	1.000	15-1	.938		
Indiana	2-0	1.000	14-1	.933		
Wisconsin	2-0	1.000	11-4	.733		
5. Michigan State	2-1	.667	13-3	.812		
Ohio State	2-1	.667	12-3	.800		
7. Illinois	1-2	.333	14-3	.824		
Northwestern	1-2	.333	10-6	.625		
Purdue	1-2	.333	7-8	.467		
10. Iowa	0-3	.000	11-5	.688		
Nebraska	0-3	.000	9-7	.562		
Penn State	0-3	.000	8-7	.533		

BIG TEN SCHEDULE:

- Saturday, Jan. 12, 2013**
Minnesota @ Indiana • BTN • 11:00 a.m. ET
Illinois @ Wisconsin • BTN • 1:15 p.m. ET
- Sunday, Jan. 13, 2013**
Penn State @ Purdue • BTN • Noon
Michigan @ Ohio State • CBS Sports • 1:30 p.m. ET
Iowa @ Northwestern • ESPNU • 4:30 p.m. ET
Nebraska @ Michigan State • BTN • 6:00 p.m. ET

PENN STATE IN THE BIG TEN

- FIRST YEAR:** 1992-93 Season
- REGULAR SEASON RECORD:** 107-235 (21st Season)
- TOURNAMENT RECORD:** 9-15
- ROAD RECORD:** 31-139
- HOME RECORD:** 76-96
- MOST WINS; SEASON:** 12-6 (1996), 10-8 (2009), 9-9 (2011), 9-9 (1995), 8-8 (1998), 7-9 (2001), 7-11 (2008), 6-10 (2006)
- BEST SEASON:** 12-6 record, 2nd, 1995-96 season.
- .500+ SEASONS:** 5, the last coming in 2010-11
- LAST YEAR:** 4-14 (T11th)
- BEST START:** 4-0 in 1995-96 season.
- LONGEST WIN STREAK:** 4, twice, 1996 & 2009
- LONGEST HOME WIN STREAK:** 9 (one season), 1996, 12 (two seasons) 1995 & 1996
- MOST ROAD WINS IN A SEASON:** 3, 7 times, last 2011
- LONGEST ROAD WIN STREAK:** 2, 3 times, last 2010

SCORING DROUGHT: After posting 78.5 ppg in its final four non-conference games, Penn State has not eclipsed 54 in Big Ten play and is posting 52 ppg. The Lions have posted back-to-back season lows in shooting logging 31.7% vs. Indiana and 31.6% vs. Northwestern in the Jordan Center.

OFFENSE CLICKS WITH FOUR STRAIGHT 70-POINT GAMES TO CLOSE NON-CON:

Penn State posted its four best point (78, 80, 72 & 84) and assist totals (13, 15, 13 & 12) of the season in the last four non-conference games and three of its top for shooting games. The Lions shot 47% and scored 78.5 ppg in the last four non-con outings, an increase of nearly 20 ppg over their 58.9 ppg average over the first eight games of the year. The Lions' streak of four straight games of 70+ points was their longest since posting seven in November and December of 2008 and their 84-point outing vs. Duquesne in the final non-con game was their most since 2009.



THE PENN STATE BASKETBALL SHOW



"The Penn State Basketball Show presented by Pepsi," Coach Patrick Chambers' weekly call-in radio show, will be broadcast live from Damon's Grill in State College again this season.

Hosted by Steve Jones, the show will air live from the clubhouse at Damon's (1031 E. College Ave.) Thursday nights from 6:05 to 7:00 p.m. Fans are encouraged to ask questions of the coach live and in-person or by calling 1-800-52LIONS (525-4667). Questions will also be taken via twitter at @PennStateMBB. The show can be heard on more than 40 radio stations on the Penn State Sports Network and on-line at GoPSUsports.com.

PENN STATE BASKETBALL: IN THE PAINT



"Penn State Basketball: In The Paint presented by Pepsi" is a fast-paced 30-minute program that takes fans inside Penn State basketball with exclusive interviews and access, features and game highlights. Produced by Penn State Public Broadcasting it will air eight episodes throughout the season, which will be televised on WPSU-TV, across the Commonwealth and markets in the Mid-Atlantic. Check local listings for airtimes.

Local Airtimes:
 WPSU-TV, Ch. 3 (State College/Central Pa.):
 o Sundays at 12:00 p.m. & 11:30 p.m.;
 WTAJ-TV, Ch. 10 (State College, Altoona, Johnstown):
 o Sundays at 11:35 p.m.
EPISODE DEBUTS:
 Jan. 11, 18 & 25; Feb. 1 & 15; March 1 & 15

TIM FRAZIER INJURY: WHAT'S MISSING

- **TIM FRAZIER** was named to the preseason All-Big Ten team by conference media voters. Frazier was named a first-team All-Big Ten selection last year after leading the Big Ten in assists (6.2) and finishing second in scoring (18.8) and steals (2.4).
- stands 6th on the Penn State career assist charts with 459 after posting a record 198 last year and is 151 assists shy of breaking the all-time career record of 600 set by Freddie Barnes in 1992.
- scored 208 field goals and had 198 assists to lead the nation being involved in 58.4% of Penn State's field goals last year. Only two other players in Division I were involved in 50% or more of their teams scoring.
- was the **ONLY** player in NCAA Division I to post at least 17 points and 6 rebounds a game last year.
- had led Penn State in scoring in 28 of the last 35 games, including 15 of 19 games vs. Big Ten opponents, and scored 20 or more points in 9 of his last 13 games before his injury. Was averaging 21.7 ppg through the first three games of the season.

MEDIA INFORMATION

Penn State will hold in-person press conferences with head coach **Patrick Chambers at 2:15 p.m. on Mondays** (with some exceptions) and **phone only teleconferences at 11:00 a.m. on Fridays** throughout the year. **Penn State players** will be available immediately following most Monday press conferences for 15-20 minutes prior to practice and at selected times throughout the week. Coach Chambers will also be available **Monday mornings at 10:40 a.m. (ET) via the BIG TEN TELECONFERENCE.**

PRESS SCHEDULE

Mon. Jan. 14	2:15 p.m. BJC Green Room
Mon. Jan. 21	2:15 p.m. BJC Green Room
Mon. Jan. 28	2:15 p.m. BJC Green Room
Mon. Feb. 4	2:15 p.m. BJC Green Room
Tue. Feb. 12	2:15 p.m. BJC Green Room
Tues. Feb. 19	2:15 p.m. BJC Green Room
Mon. Feb. 25	2:15 p.m. BJC Green Room
Tues. March 5	2:15 p.m. BJC Green Room
Tues. March 12	2:15 p.m. BJC Green Room

TELECONFERENCE FRIDAY'S AT 11:00 A.M.

CALL IN #: 1-866-493-5099

Fri. Jan. 18	11:00 a.m.
Fri. Jan. 25	11:00 a.m.
Fri. Feb. 8	11:00 a.m.
Fri. Feb. 15	11:00 a.m.
Fri. March 1	11:00 a.m.
Fri. March 8	11:00 a.m.

BIG TEN COACHES TELECONFERENCES

WEEKLY: Monday's 10 a.m. - 11:50 a.m ET
Coach Chambers @ 10:40 a.m. (ET)
 Call In#: 1-800-762-8779.
 Weekly passcode e-mailed each Sunday.
 Available for play-back for 24 hours following call.
To access the play-back:
 dial: 1-800-406-7325; PASSCODE: 121473#

MARSHALL EMERGES: Junior Jermaine Marshall has emerged as not only one of Penn State's main weapons, scoring 145 ppg, but a primary ball handler, sharing duties at the point with D.J. Newbill, and a generator of turnovers, leading the team with 26 steals (6th in the Big Ten, 1.7 spg). He led Penn State in scoring in four straight games immediately following the injury to Tim Frazier and has led the team in points five times on the year, including 19 on 9-of-14 shooting in the Big Ten opener at Wisconsin. He logged a career high five assists vs. two turnovers in the win over Delaware State for his best floor game of the year and followed that with a career high five steals in the win over New Hampshire. Marshall is the Lions' leading active career scorer (discounting the injured Tim Frazier) with 624 points and three-point shooter with 74 career threes.

NEWBILL ON POINT: D.J. Newbill, a natural off-guard, has taken over point guard duties since the injury to Tim Frazier in the fourth game of the season. He is logging big minutes at the position playing 35.7 per game to rank second in the Big Ten. He is the only Big Ten player to rank in the Top 15 of the conference statistics in scoring (7th, 15.3), assists (8th, 3.8) and rebounding (11th, 6.1). Working through growing pains at the position, he posted 10-straight double-digit scoring games after taking over, a streak snapped vs. Indiana, and has posted double-digit points in 13-of-15 games with five 20-point outings. He has led the Lions in scoring five times since Frazier's injury, posting career highs on three occasions including a 23-point, 12-rebound effort vs. Duquesne for his first double-double at Penn State and seventh career. His five 20-point outings on the year are tied for fourth-most in the Big Ten.

BOROVNJAK BREAKING OUT IN FINAL CAMPAIGN: Senior Sasa Borovnjak, who is in his fourth year in the program but redshirted the 2010-11 campaign due to a knee injury suffered prior to the season and is eligible for a fifth season of eligibility, has made the decision to make this his final season of of collegiate competition and plans to graduate in May. Since discussing the decision with coach Patrick Chambers, he has played the best basketball of his career and started seven straight games. He posted three-straight double-digit scoring games in the final three non-conference outings culminating with 14,

one shy of a career high, vs. Duquesne on 7-of-9 shooting. He tied a career high with eight rebounds for the second time in three games vs. Delaware State and added 14 points on a career best 8-of-10 from the foul line for the best statistical game of his career. He followed with 11 points and four boards vs. New Hampshire for the first back-to-back double-digit scoring games of his career. He is averaging 8.8 ppg, 4.5 rpg and shooting 27-of-42 (64%) from the floor and 17-of-24 from the foul line in his last eight games after averaging 1.7 ppg and 2.4 rpg in his first seven games.

TRAVIS GETS AGGRESSIVE: Ross Travis has staked a claim as one of the top rebounders in the Big Ten posting four double-digit rebounding games on the season, including 11 in the Big Ten opener at Wisconsin, to rank **FOURTH** in the Big Ten posting 7.6 rpg. Having worked hard on his jump shot in the off-season, he has also asserted himself offensively posting back-to-back double-digit scoring outings for the first time in his career (12 at La Salle and 14 vs. Army) and has five double-digit scoring games on the year (he had five all of last season). He led Penn State in scoring for the first time on his career with 14 points vs. Indiana while taking a career high 17 field goal attempts. Travis scored eight of the Lions first 14 points at La Salle and seven of Penn State's first nine vs. Army and shot 11-of-22 (50%) combined in the games. He logged his second career double-double with 14 points and 10 boards vs. Army.

TAYLOR LEADING THREE-POINT SHOOTER/LIMITED BY FOUL TROUBLE: Freshman Brandon Taylor has proven to be an efficient offensive performer early in his career, but early foul trouble has limited him to 13 and 20 minutes the last two games after playing 28+ over the previous five. He led Penn State shooting 58.3 percent (7-12) to average 5.3 ppg in the Puerto Rico Tip-Off. He leads the team shooting 37.7 percent (20-53) from three and has made at least one three in 10 of 12 games since taking on a larger role following Tim Frazier's injury. He is second on the team hitting 41.4 percent overall. His 20 threes rank second on the team. He posted back-to-back double-digit outings vs. Akron and Bucknell (hitting 62.5% (6-12) from three). Taylor's 14 points vs. Army and 10 vs. New Hampshire gave him five double-digit scoring outings on the year.

LOOKING AHEAD

Wed., Jan. 9	Thurs., Jan. 10	Sun., Jan 13	Mon., Jan. 14	Wed., Jan. 16	Fri., Jan. 18	Sat., Jan. 19
Patrick Chambers' Press Conference 1:45 BJC	Penn State Basketball Show Live from Damon's Grill 6:05-7:00 p.m. vs. Northwestern Bryce Jordan Center 8:00 p.m. ESPNU	@ Purdue West Lafayette, Ind. 12:00 p.m. BTN	Patrick Chambers' Press Conference 2:15 BJC	vs. Michigan State Bryce Jordan Center 7:00 p.m. BTN	Patrick Chambers' Teleconference 11:00 a.m.	vs. Nebraska Bryce Jordan Center 1:00 p.m. BTN



SEASON HONORS

- D.J. Newbill**
 • No. 4 Play of the Day on ESPN's Sportscenter (1/3)
- Tim Frazier**
 • Preseason All-Big Ten Team
 • Wooden Award Preseason Top 50
 • Naismith Award Preseason watch list
 • No. 15 ranked point guard in nation, cbsports.com
 • No. 54 among Top 100 players, cbsports.com
 • 1 of 30 candidates for Senior CLASS Award

DOUBLE-FIGURES

SCORING	CAREER	SEASON
Tim Frazier	43	3
Jermaine Marshall	33	12
D.J. Newbill	26	13
Ross Travis	10	5
Brandon Taylor	5	5
Sasa Borovnjak	5	3
Nick Colella	3	1
Jon Graham	2	-

REBOUNDING	CAREER	SEASON
D.J. Newbill	7	1
Ross Travis	3	3
Tim Frazier	3	-
Jon Graham	2	1

ROAD RECORD:

ON THE YEAR: 0-2 (0-1 Big Ten)
2011-12: 1-11 (0-9 Big Ten)
Previous 2 Years: 4-19 (3-15 Big Ten)
Big Ten Road Games: 31-139 overall
Most Big Ten Road Games Won In A Season: 3 (seven occasions, last in 2011). The Lions reached the post-season in all but one of those seasons (1999).

CAREER & SEASON HIGHS

	CAREER	SEASON
SCORING		
Frazier	30 (@ NEB, '12)	23 (SFU)
Marshall	27 (MICH, '12)	25 (BC)
Newbill	23 (DUQ, '12)	23 (DUQ)
Taylor	16 (BUCK '12)	16 (BUCK)
Borovnjak	15 (MISS, '12)	14 (DEL ST)
Travis	15 (MICH, '12)	14 (2X, IU)
Colella	15 (DUQ, '12)	15 (DUQ)
Graham	10 (2X NW, '12)	4 (2X PENN)
Jack	8 (DEL ST, '12)	8 (DEL ST)
Maduegbunam	2 (DEL ST, '12)	2 (DEL ST)
Ackerman	2 (BUCK '12)	2 (2X, IU)
Montminy	3 (2X NW, '13)	3 (2X, NW)

REBOUNDING

Newbill	16 (UTEP, '11)	12 (DUQ)
Travis	13 (BC, '12)	13 (BC)
Frazier	11 (2X COR, '11)	9 (PROV)
Graham	10 (2X NCST '12)	10 (NCST)
Marshall	9 (LAF, '11)	8 (NCST)
Borovnjak	8 (2X DEL ST, '12)	8 (2X DEL ST)
Taylor	6 (PENN '12)	6 (PENN)
Colella	4 (4X DUQ, '12)	4 (4X DUQ)
Jack	4 (DUQ, '12)	4 (DUQ)
Montminy	2 (2X, NW '13)	2 (2X, NW)
Maduegbunam	2 (DUQ '12)	2 (DUQ)
Ackerman	3 (BC '12)	1 (IU)

ASSISTS

Frazier	11 (YSU, '11)	7 (PROV)
Newbill	7 (BUCK '12)	7 (BUCK)
Marshall	5 (DEL ST, '12)	5 (DEL ST)
Colella	3 (2X UNH, '12)	3 (2X IU)
Travis	3 (LAF, '11)	2 (2X UNH)
Borovnjak	2 (3X DEL ST, '12)	2 (DEL ST)
Graham	1 (9X)	1 (3X DUQ)
Taylor	1 (3X UNH, '12)	1 (4X IU)
Maduegbunam	1 (DEL ST, '12)	1 (DEL ST)

QUICK FACTS

UNIVERSITY

Name: The Pennsylvania State University
Location: University Park, Pa. 16802
Founded: 1855
Enrollment: 43,831 (38,205 undergraduate)
Nickname: Nittany Lions
Colors: Blue & White
Conference: Big Ten Conference
Division: NCAA Division I
Home Court: Bryce Jordan Center (15,261)
President: Dr. Rodney Erickson
Acting Athletic Director: Dr. Dave Joyner
Ticket Office Phone: 1-800-NITTANY

BASKETBALL HISTORY

First Year of Basketball: 1897
All-time MBB Record: 1,369-1,073 (117th Season)
Record in Jordan Center: 172-103 (18th Season)
NCAA Tourn. Years (Record)/Last: 9 (9-11), 2011
NIT Years Record)/Last: 10 (22-9), 2009 NIT Champions
Big Ten Record: 117-248 (21st Season)

2011-12 REVIEW

2011-12: 12-20 (H: 10-7; A: 1-11; N: 1-2)
2012 Big Ten Finish: T11th (4-14)
2012 Big Ten Tournament: 0-1, L, 75-58 vs (5) Indiana

Scoring (B1G/NCAA): 61.8 (11th, 288th)
Field Goal Percentage: 39.3 (12th, 325th)
Three-Point Percentage: 31.1 (11th, 262nd)
Free Throw Percentage: 68.6 (11th, 194th)
Scoring Defense: 65.8 (8th, 127th)
Field Goal Percentage Defense: 43.4 (8th, 181st)
Rebounding: 33.9 (6th, NA);
Turnovers: 12.2 (NA, 62nd);
Assists: 10.8 (11th, 305th)
Steals: 6.8 (5th, 130th)

2012-13 NITTANY LION ROSTER

NUMERICAL

NO.	NAME	POS.	HT.	WT.	YR./ELIG.	HOMETOWN/HIGH SCHOOL
1	Akosa Maduegbunam	G	6-3	200	Fr./Fr.	Boston, Mass./Charlestown HS/Winchendon Sch.
2	D.J. Newbill	G	6-4	205	Jr./So.	Philadelphia, Pa./Strawberry Mansion
5	Donovon Jack	F	6-9	205	Fr./Fr.	Reading, Pa./Berks Catholic
10	Brandon Taylor	F	6-7	235	Fr./Fr.	Tabernacle, N.J./Trenton Catholic
11	Jermaine Marshall**	G	6-4	205	Sr./Jr.	Etters, Pa./Red Land
14	Kevin Montminy*	G	6-3	185	So./So.	Centre Hall, Pa./Penns Valley Area
20	Nick Colella*	G	6-3	195	Sr./Sr.	New Castle, Pa./New Castle/PSU-Behrend
21	Sasa Borovnjak**	F	6-9	240	Sr./Sr.	Belgrade, Serbia/Veritas Christian (N.C.)
23	Tim Frazier***	G	6-1	170	Sr./Sr.	Houston, Texas/Strake Jesuit
24	Zach Cooper	G	6-1	170	Jr./Jr.	Ijamsville, Md./Urbana/Gulf Coast State (CC)
25	Jon Graham*	F	6-8	225	Jr./So.	Baltimore, Md./Calvert Hall
32	Patrick Ackerman*	F	6-11	220	So./So.	Rutland, Mass./Worcester Academy
34	Alan Wisniewski*	F	6-9	230	Jr./Jr.	Sterling Heights, Mich./Bishop Foley
35	Kevin Onyeaka	F	6-5	205	Sr./Jr.	Harrisburg, Pa./Central Dauphin East/PSU-Mont Alto
43	Ross Travis*	F	6-6	225	So./So.	Chaska, Minn./Chaska
	John Johnson	G	6-1	175	So./So.	Philadelphia, Pa./Life Center Academy/Univ. of Pittsburgh

* = Letters Earned

COACHING & SUPPORT STAFF

Head Coach: Patrick Chambers (2nd at PSU, 4th overall, Philadelphia University, '94)
Associate Head Coach: Eugene Burroughs (Richmond, '94)
Assistant Coaches: Keith Urgo (Fairfield, '02) & Brian Daly (Saint Joseph's, '92)
Director of Basketball Operations: Ross Condon (Villanova, '07)
Director of Player Development: Adam Fisher (Penn State, '06)
Strength Coach: Brad Pantall (Penn State, '96)
Athletic Trainer: Jon Salazer (Penn State, '93)

BY ELIGIBILITY

SENIORS (3)

21	Sasa Borovnjak**	F
20	Nick Colella*	G
23	Tim Frazier*** (will apply for 5th year)	G

JUNIORS (4)

11	Jermaine Marshall**	G/F
24	Zach Cooper	G
34	Alan Wisniewski*	F
35	Kevin Onyeaka	F

SOPHOMORES (6)

2	D.J. Newbill	G
14	Kevin Montminy*	G
25	Jonathan Graham*	F
32	Patrick Ackerman*	F
43	Ross Travis*	F
	John Johnson	G

FRESHMEN (3)

1	Akosa Maduegbunam	G
5	Donovon Jack	F
10	Brandon Taylor	F

PRONUNCIATIONS

SASA BOROVNJAK
 SAW-sha BOE-rahv-KNEE-yak
AKOSA MADUEGBUNAM
 Ugh-COE-sa MAD-a-WAY-boo-nam
KEVIN ONYEAKA
 OH-knee-AHH-kuh
ALAN WISNIEWSKI
 WIZ-new-SKI



QUOTABLE

"It is great to come here and be in a tight game. But we need to take the next step and we need to earn the respect of the league and this would have been a great start, but unfortunately we are going home with a loss."

- Patrick Chambers on loss at Wisconsin

"This is definitely a different group in the way they approach things. I think the mentality is different; this isn't the same old Penn State. This is a group that is playing with confidence, this is a group that doesn't fear failure."

- Patrick Chambers on his team

"I wanted someone to help D.J. lead the team. They have to earn it. They have to bring it everyday...It has to be a consistent 30 days. Those two guys for the last month or so since Tim has gone down, have stepped up. They've earned the right to be named captains"

- Patrick Chambers on naming Nick Colella and Jermaine Marshall to join D.J. Newbill as team captains prior to Big Ten play.

"I think Pat's (Chambers) doing a fantastic, fantastic job, maybe one of the best jobs in the country. I played against his team when they had (Tim) Frazier and for them to be doing what they're doing without him, that's a major, major credit to Pat and those kids."

- Jim Ferry, Duquesne Head Coach

"I think it's those 15 guys in the locker room. They know what people say about them. They hear it, they read it and they see it on Facebook and Twitter. They're a resilient bunch and they're going to keep pressing on and keep competing and getting better."

- Patrick Chambers on team finishing non-con season 6-2 since loss of Tim Frazier

"Awesome, just awesome. I love it. That's what it's supposed to be. That's a Philly guard. If you don't come out of a game with blood or scraped up knees and two different sneakers, then you didn't play hard. He's obviously played extremely hard for 39 minutes."

- Patrick Chambers on D.J. Newbill's effort vs. Duquesne

COLELLA CLOSERS NON-CON ON TEAR; LEADS LIONS IN CHARGES TAKEN & DIVES:

After a rough start to the season that saw him shoot 5-of-27 from three in the first eight games, senior Nick Colella found his shot in the final four non-conference games going a team-best 11-of-20 (55%) from three to average 9.0 ppg. Included in that effort was a career high 15 points on a career-best 5-of-7 from three and a career-best four boards in the win vs. Duquesne. His five threes marked the most by a PSU player on the season. He is now third on the team with 17 threes on the year and has raised his three-point percentage to 31.5% for the season, third on the team. Among the team leaders in "Attitude Points" he leads the team with 10 charges taken and 47 dives on the year.

LIONS WELCOME TRANSFER JOHNSON:

University of Pittsburgh transfer guard John Johnson (6-1, Philadelphia, Pa.) arrived on campus on Dec. 21 and began practice with the team. A sophomore, he will be eligible to begin competing next December at the end of the 2013 fall semester. A three-time PIAA first team pick as well as a New Jersey All-state prep selection, Johnson scored 2,314 points in his prep career and was ranked the No. 69 recruit in the nation by Bob Gibbons. He played in all 39 games, starting two, in his freshman season at Pittsburgh, posting 4.2 ppg and shooting 38.4% from three. He is the fourth player from the Philadelphia area Patrick Chambers has added to the roster.

GOING FOR 80:

Penn State posted 80 points vs. Delaware State and 84 vs. Duquesne in a span of three games, marking just the third and fourth games over 80 points under coach Patrick Chambers and the first since posting 82 in a loss to No. 12 Indiana on January 8, 2012. The 84 points in the win over the Dukers marked the most by a Penn State team since scoring 104 in a victory over Gardner-Webb in 2009.

NOTES FROM NORTHWESTERN LOSS:

- Penn State shot just 31% and suffered a scoring drought of 6:20 in the first half allowing a 13-0 NU run.
- D.J. Newbill posted his fifth career 20-point game leading the Lions in scoring for the fifth time on the season with 20.
- Walk-on Kevin Montminy played a career high 12 minutes and scored three points.
- The Lions won the rebounding battle for the 9th straight game posting a 37-33 advantage led by Ross Travis' 9.

NOTES FROM INDIANA LOSS:

- The loss snapped a five-game home win streak.
- Penn State committed a season high 19 turnovers, 11 in the second half, as IU scored 19 points off turnovers.
- Penn State won the rebounding battle 35-33 and collected 17 offensive rebounds.
- The Lions shot just 31.7% breaking a string of seven straight games over 40% shooting.
- Ross Travis posted 14 points on a career most 17 field goal attempts to lead PSU in scoring for the first time in his career.

NOTES FROM WISCONSIN LOSS:

- Penn State shot 53% in the second half to close an 11-point halftime deficit to one with 2:52 to play.
- Jermaine Marshall led the Lions with 19 points on 9-of-14 shooting, his sixth time leading PSU in scoring on the year.
- Penn State out-shot UW 46% to 38% and won the rebounding battle 38-32.
- Ross Travis posted a game-high 11 rebounds, his fourth double-digit rebounding game of the year.
- Penn State shot just one free throw in the game and has a 26-1 disadvantage in attempts and 13-0 in free throw makes.
- Penn State committed 15 turnovers (10 in the first half) and UW held a 17-4 advantage in points off turnovers.

NOTES FROM DUQUESNE WIN:

- Penn State shot a season-best 40% from three (8-20) making a season high 8 vs. Duquesne.
- Penn State eclipsed 70 points for the fourth straight game in the win vs. Duquesne and its 84 points marked the Lions most since posting 104 vs. Gardner-Webb in 2009.
- Penn State out-rebounded Duquesne 50-28 (+22), posting its most rebounds since logging 52 vs. UMBC in 2009. The Lions season-high equaling 16 offensive boards produced a 23-7 advantage in second chance points.

STARTS CHART

CAREER STARTS

PLAYER	10-11	11-12	12-13	CAREER	CONS	GAMES
#23 Tim Frazier	33	32	4	79	-	101
#2 D.J. Newbill	32*	DNP	15	47	15	47
#11 Jermaine Marshall		17	15	32	18	74
#43 Ross Travis		16	14	30	4	47
#25 Jon Graham		17	8	25	-	40
#21 Sasa Borovnjak		7	7	14	7	65
#10 Brandon Taylor			11	11	11	15
#20 Nick Colella		6	1	7	-	41

* at Southern Mississippi

2012-13 SEASON

GAME	POSITION					LINE-UP RECORD
	1	2	3	4	5	
SAINT FRANCIS	23	2	11	43	25	
vs. N.C. State	23	2	11	43	25	
vs. Providence	23	2	11	43	25	
vs. Akron	23	2	11	43	25	2-2
BUCKNELL	2	11	43	10	25	
BOSTON COLLEGE	2	11	43	10	25	
PENN	2	11	43	10	25	
@ LaSalle	2	11	43	10	25	2-2
ARMY	2	11	43	10	21	
DELAWARE ST.	2	11	43	10	21	
NEW HAMPSHIRE	2	20	11	10	21	1-0
DUQUESNE	2	11	43	10	21	
@ Wisconsin	2	11	43	10	21	
INDIANA	2	11	43	10	21	
NORTHWESTERN	2	11	43	10	21	3-3

BENCH SCORING

SEASON HIGH:

25 vs. DUQUESNE

20+ POINTS: --

AVERAGE: 9.8

SAINT FRANCIS	5
N.C. State	2
Providence	8
Akron	16
BUCKNELL	8
BOSTON COLLEGE	3
PENN	5
LaSalle	11
ARMY	11
DELAWARE ST	16
NEW HAMPSHIRE	20
DUQUESNE	25
@ Wisconsin	2
INDIANA	9
NORTHWESTERN	8

DIFFERENT

STARTING LINE-UPS:

4 on the year;

42 of 65 starts on the year by freshmen or sophomores.

Penn State employed 14 different starting line-ups on the 2011-12 season, nine in Big Ten play.



- Penn State got a season high 25 points off the bench vs. Duquesne, led by a career-best 15 from Nick Colella on a career-best 5-of-7 from three.
- D.J. Newbill posted a career high 23 points vs. Duquesne and added 12 rebounds and five assists for his first double-double at Penn State and seventh of his career.
- Sasa Borovnjak posted double-digit scoring in three straight games, including 14 vs. Duquesne, the best stretch of his career.

FRAZIER SURGERY SUCCESSFUL: Tim Frazier had successful surgery to repair his ruptured left Achilles tendon on Nov. 20. He will be in a cast for about three weeks before moving to a series of boots that will gradually flatten his foot as the tendon stretches. He is expected to have about a six month recovery period and, at the completion of the 2012-13 campaign, can apply for an NCAA Hardship Waiver to return for the 2013-14 season.

WE CAN RELATE: Penn State coach Patrick Chambers can relate to star guard Tim Frazier's recent injury, in fact Frazier is using the exact same motorized scooter Chambers used this summer after he underwent arthroplastic surgery to repair the knee joint on his left leg and was limited to riding the scooter and non-weight bearing crutches for six weeks and the use of crutches for two months. Chambers has said the insertion of a wedge and six screws to re-align his knee joint was one of the toughest things he's had to deal with and will use the recent experience to help guide Frazier through his rehabilitation. Frazier's sister, Krystal, also suffered a ruptured Achilles, during a standout basketball career at Rice that saw her earn All-Conference USA honors. She returned from the injury to post 10 ppg in her senior season.

FRAZIER REMAINS ACTIVE LEADER: Since his season-ending Achilles injury, Tim Frazier has remained a vocal and active presence on the team attending every practice and shouting instructions and pulling teammates aside during breaks in the action. He is a virtual assistant coach in games, even delivering the pre-game scout in the locker room prior to the win over Delaware State. He has been particularly active in helping to guide D.J. Newbill in his transition to the point guard position.

FRAZIER SUFFERS SEASON-ENDING INJURY: Senior guard Tim Frazier, a pre-season candidate for both the Wooden and Naismith national player of the year awards, will miss the remainder of the 2012-13 season due to an injury suffered in the Nittany Lions' third game of the Puerto Rico Tip-Off in Bayamon, Puerto Rico. Frazier had played in every game (101) the last three plus seasons. He suffered a ruptured Achilles tendon in his left leg and the 2012 first-team All-Big Ten guard underwent surgery to repair the injury on Nov. 20. A preseason All-Big Ten selection, Frazier was leading Penn State with 21.7 ppg and 5.0 apg per game and was second with 6.0 rebounds per game through three games. He suffered the injury in the Nittany Lions' fourth game, a Nov. 18 contest vs. Akron in Puerto Rico, leaving the floor at the 14:30 mark of the first half. Frazier, a two-time Academic All-Big Ten selection on schedule to graduate in May with a degree in Supply Chain and Information Systems from the Smeal College of Business, is eligible to apply for an NCAA medical Hardship Waiver after the completion of the 2012-13 campaign. He had posted 25 straight double-digit scoring game, 14 of which were 20+ point outings, and had led Penn State in scoring in 28 of the last 35 games, scoring 20+ points in nine of his last 13, prior to the Akron game.

LIONS RALLY TO GET OT WIN OVER PROVIDENCE/FIRST UNDER CHAMBERS: Penn State played and won its first overtime game under head coach Patrick Chambers in its second game of the Puerto Rico Tip-Off downing Providence 55-52 in OT. Penn State came back from 10 points down in the second half to claim the victory. The overtime win was the first for Penn State since a 77-73 victory over George Mason in the first round of the 2009 NIT and the Lions' first overtime game since a 79-71 loss at No. 18 Wisconsin in 2010. Tim Frazier scored nine straight points during a key second half stretch in which Penn State went from down four, 35-31, with 7:24 to play to up three, 40-37, with 2:23 left. Frazier led Penn State in scoring (19), rebounds (9), assists (7), and steals (4) while playing all 45 minutes (a career most) of the overtime game. Chambers improved to 4-0 in overtime games as a head coach (2-0 at BU) when the Lions downed Delaware State (80-76) a month later.

FRAZIER CRACKS 1,000/24TH IN CAREER SCORING: With 23 points in Penn State's 72-55 loss to N.C. State in its first game of the Puerto Rico Tip-Off, Tim Frazier became the 30th 1,000-point scorer in Penn State history. He posted 19 in a second round win over Providence and now has 1,035 career points which is good for 24th place all-time on the scoring charts.

FRAZIER NAMED TO WOODEN TOP 50: Tim Frazier was named to the Wooden Award Men's Preseason Top 50. He is the second Nittany Lion in the last three years to be named to the preseason list joining Talor Battle who was named prior to the 2010-11 season. The Preseason Top 50 was chosen by a poll of national college basketball media members. Frazier was among nine Big Ten players named to the list, which led all conferences. The Wooden Award All American Team, consisting of the nation's top 10 players, will be announced the week of the "Elite Eight" round of the NCAA Tournament.

FRAZIER PRESEASON ALL-BIG TEN: Senior guard Tim Frazier was named to the Preseason All-Big Ten team by conference media voters. Frazier, the lone returning first-team All-Big Ten selection from last year, was joined on the preseason team by Ohio State's Aaron Craft and Deshaun Thomas, Michigan's Trey Burke and Indiana's Cody Zeller who was also named the preseason POY.



PATRICK CHAMBERS

HEAD COACH • 2ND SEASON

PHILADELPHIA UNIVERSITY, '94

62-55 Overall (4th season)

20-27 at Penn State (2nd season)

Family: Wife: Courtney; Daughters: Grace & Caitlin; Son: Ryan
Hometown: Newtown Square, Pa.
College: Philadelphia University, 1994
Date of Birth: Dec. 13, 1970

CAREER HIGHLIGHTS

- Named 12th head basketball coach at Penn State on June 6, 2011.
- Led Boston University to the 2011 NCAA Tournament – the program's first NCAA berth since 2002.
- Led BU to the 2011 America East Tournament Title.
- Posted back-to-back 21-win seasons at BU – the only coach in BU history to earn 20 wins in each of his first two seasons and the fastest to earn a conference championship.
- 42-28 record in two seasons as head coach at BU, leading the Terriers into the post-season both years.
- Associate head coach at Villanova's during the Wildcats 2009 NCAA Final Four run.
- Five seasons on Villanova staff under Jay Wright – helped lead the Wildcats to a 126-45 record (.737), five NCAA Tournament appearances, four NCAA Sweet 16 appearances, a school record 30 wins in 2008-09, won at least 22 games every year.
- Instrumental in building Villanova's 2009 recruiting class which was ranked No. 3 in the nation by ESPN.com.
- Four players coached at Villanova played in the NBA.
- Recruited four McDonald's All-Americans to Villanova.

NOTABLE

- The youngest of 12 siblings (nine boys, three girls)
- Was in collegiate coaching just five years before earning his first head coaching position at Boston University.
- Three siblings are Penn State graduates and a nephew, Patrick Flanagan, is a defensive back on the football team.
- Worked for 10 years as a highly successful salesman and part owner in the family's printing business in Philadelphia.
- Played for 2011 Naismith Basketball Hall of Fame inductee Herb Magee at Philadelphia University. Magee, also known as "The Shot Doctor," is college basketball's all-time victories leader (941).
- Began his career at Philadelphia U. as a walk-on and went on to become the school's all-time leader in assists.
- Played for and coached with legendary Philadelphia coach Dan Dougherty at Episcopal Academy. Dougherty posted 621 wins at Episcopal, most of any high school coach in Philadelphia history.
- Older brother, Tim, was the 1984 Ivy League Player of the Year in football and led Penn to three-straight Ivy League titles. He is now a writer, producer and director and just released the film "Mighty Macs."
- Older brother, Paul, was a three-year starter at point guard for the Penn Quakers.

CHAMBERS COACHING RECORD

YEAR	RECORD (Conference)	POST-SEASON
BOSTON UNIVERSITY		
2009-10	21-14 (11-5 4th/2nd in Tourn.)	CBI Semifinals
2010-11	21-14 (12-4 2nd/Won Tourn.)	NCAA 2nd Round
PENN STATE		
2011-12	12-20 (4-14 T11th/1st rd. Tourn.)	
TOTALS		
4 Years	62-55 (27-25) 1 Tournament Title	1 NCAA, 1 CBI

COLLEGIATE COACHING EXPERIENCE:

1995-96	Delaware Valley (PA) College (Asst)
2004-05	Villanova (Dir. Ops)
2005-08	Villanova (Asst.)
2008-09	Villanova (Assoc. Head Coach)
2009-11	Boston University (Head Coach)
2011-present	Penn State (Head Coach)



THE LAST TIME:

BEAT at TOP 25 Team	1/19/12 vs. #22 Illinois (54-52)
BEAT at TOP 10 Team	2/1/09 @#9 Michigan State (72-68)
BEAT at TOP 5 Team	3/18/01 vs. #5 North Carolina (NCAA) (82-74)
BEAT a BIG TEN TEAM by 20+	1/5/12 vs. Purdue (65-45)
WON in OVERTIME	12/15/12 vs. Delaware St. (80-76)
LOST in OVERTIME	1/2/4/10 @Wisconsin (79-71)
PLAYED DOUBLE OVERTIME	3/7/09 @Iowa (L, 75-67)
Came From 10+DOWN TO WIN	11/18/12 vs. Providence (55-52 OT)
WON NON-CON ROAD	1/7/13 vs. No. 5 Indiana (74-51)
WON BIG TEN ROAD	3/6/11 @Minnesota (66-63)
LOST AT HOME	1/10/13 vs. Northwestern (70-54)
LOST NON-CON HOME	11/28/12 vs. Boston College (73-61)
SCORED 100+	12/19/09 vs. Gardner-Webb (104)
ALLOWED 100+	12/3/06 vs. VMI (111)
SCORED 90+	12/19/09 vs. Gardner-Webb (104)
ALLOWED 90+	3/3/07 @Indiana (94)
SCORED 80+	12/29/12 vs. Duquesne (84)
SCORED 80+ IN BIG TEN	1/8/12 vs. No. 12 Indiana (82)
SCORED UNDER 50	1/31/12 vs. Wisconsin (46)
SCORED UNDER 40	3/11/11 @ BTT v. Wisconsin (36)
SCORED 60+ IN A HALF	12/19/09 vs. Gardner-Webb (60 2nd)
SCORED 50+ IN A HALF	12/19/09 vs. Gardner-Webb (60 2nd)
BENCH Scored 50+	12/7/05 vs. UMKC (50)
OPP SCORED 45 OR LESS	12/23/12 vs. New Hampshire (45)
CONSECUTIVE OPP BELOW 45	2009 @Temple (45) & UMBC (42)
OPP SCORED 40 OR LESS	3/11/11 @ BTT v. #13 Wisconsin (33)
CONSECUTIVE OPP BELOW 40	2007 vs. Princeton (38) & Denver (39)
OPP SCORED 10 OR LESS IN HALF	12/15/07 Denver (10)
OPP SHOT BELOW 30%	12/23/12 vs. New Hampshire (22.6%)
SHOT 60%+ FG	11/25/09 vs. Sacred Heart (63.8)
SHOT 60%+ FG IN BIG TEN	1/3/06 vs Northwestern (64.0)
SHOT 50%+ FG IN BIG TEN	2/25/12 vs. Nebraska (50.9)
OPP SHOT 60%+	1/11/09 @Minnesota (62.5)
SHOT 70% IN HALF	12/30/06 vs. VMI (70.3, 26-37)
SHOT UNDER 30%	11/26/11 @ St. Joe's (19-71; 26.8%)
SHOT 70%+ FROM 3PT	12/28/05 vs. St. Francis (75.0, 9-12)
SHOT 60%+ FROM 3PT	11/28/10 vs. Furman (12-19, 63.2%)
SHOT 50%+ FROM 3PT	11/23/11 vs. YSU (11-22, 50%)
SHOT 95%+ FROM FT	3/13/11 vs Ohio State (9-9, 100%)
SHOT 85%+ FROM FT	11/9/12 vs. St. Francis (28-32, 87.5%)
SHOT 50% OR LESS FT	1/3/12 @ Wisconsin (0-1, 0.0%)
50+ REBOUNDS	12/29/12 vs. Duquesne (50)
45+ REBOUNDS	12/7/11 vs. Lafayette (47)
20+ OFFENSIVE REBS	12/7/11 vs. Lafayette (20)
20 OR LESS REBOUNDS	2/29/12 @ Purdue (17)
OPP LESS THAN 20 REBS	1/19/11 vs. Purdue (19)
15+ STEALS	11/12/11 vs. Hartford (15)
10+ STEALS	11/18/12 vs. Providence (11)
30+ ASSISTS	12/30/06 vs. VMI (36)
20+ ASSISTS	2/17/10 @ Northwestern (21)
5 OR LESS TURNOVERS	2/19/12 @ Wisconsin (5)
20 + TURNOVERS	12/10/11 @ Duquesne (23)
OPP 25+ TURNOVERS	11/12/11 vs. Hartford (26)
PLAYER 40+ POINTS	Jesse Arnelle (40) vs. Temple, 1/29/1955
PLAYER 35+ POINTS	Pete Lisicky (35) vs. Penn, 12/9/1995
PLAYER 30+ POINTS	Tim Frazier (30) at Nebraska, 1/11/12
3 PLAYERS 20+ POINTS	Claxton, Cornley, Hassell vs. VMI, 12/30/06
2 PLAYERS 20+ POINTS	Marshall & Newbill vs. BC, 11/28/12
6+ PLAYERS 10+ POINTS	12/19/09 vs. Gardner-Webb (6)
5+ PLAYERS 10+ POINTS	12/18/12 vs. Mt. St. Mary's (5)
10 PLAYERS 10+ MINUTES	12/19/09 vs. Gardner-Webb (10)
PLAYER 20+ REBOUNDS	A. Johnson (20) vs. Sacred Heart, 11/27/04
PLAYER 15+ REBOUNDS	G. Claxton (15) @Purdue, 2/18/06
PLAYER 10+ ASSISTS	Tim Frazier (11) vs. YSU, 11/23/11
PLAYER 5+ STEALS	Jermaine Marshall (5) vs. UNH , 12/23/12
PLAYER 5+ BLOCKS	Jeff Brooks (5) vs. Lehigh, 11/12/10

BIGGER, STRONGER, FASTER: Some highlights of Penn State's physical improvement under strength coach Brad Pantall:

TIM FRAZIER: Added 18 reps to his 185-pound bench press since arriving at Penn State and can now do 19, one shy of the 2012 NBA Combine best...improved his max bench press by more than 115 pounds to over 300 pounds entering his final season...posted a pro-lane agility time (10.0) and 3/4 court sprint time (3.09) better than the NBA combine bests...has added 30 pounds of muscle since arriving at Penn State.

JON GRAHAM: Added four inches to his vertical leap...added 11 reps to his 185-pound bench press to now be able to perform a team high 24, far above the 2012 NBA Combine best of 20...increased his max bench press from 215 to 325.

ROSS TRAVIS: In the past year, Travis has increased his bench press max from 245 to 310 and his reps on the 185-pound bench from 10 to 22. He increased his leg press max from 325 to 615 and added 2.5 inches to his vertical (31.5). He increased his weight from 203 to 220 while maintaining his body fat and can touch a team-best 16 inches above the rim.

NICK COLELLA: Added more than six inches to his vertical leap and improved his pro-lane agility time to 10.0, tying the Penn State team record and beating the 2012 NBA Combine best...improved his bench press by 75 pounds to over 300 pounds.

SASA BOROVNJAK: Cut his weight from 242 to 230 pounds and reduced his body fat by five percent...Improved his bench over 300 pounds while cutting one second off his pro-lane agility time.

CHAMBERS HAS AN EVENTFUL OFF-SEASON: It was an eventful off-season for head coach Patrick Chambers as he and wife, Courtney, welcomed their third child, Caitlin, to the family on March 23, he underwent reconstructive knee surgery on his left leg on May 11 and his father, John "Rube", passed away on June 11 after a long battle with Alzheimers. Chambers underwent arthroplastic surgery, which involved resetting the top of the tibia below the knee to change the angle of the joint. The energetic coach was limited to riding a scooter and non-weight bearing crutches for six weeks and was on crutches for two months. He began walking short distances without crutches on July 6 and after months of rehab returned to normal mobility in August.

CHAMBERS & THE POST-SEASON: Coach Patrick Chambers missed having a team play in the post-season for the first time in his collegiate coaching career last season and has been a part of the post-season in seven of his eight seasons as a collegiate coach. In his previous five seasons as a member of the Villanova coaching staff and two as head coach at Boston University, all of his teams reached post-season play including six NCAA Tournament appearances and one CBI appearance. Chambers has been a part of 17 NCAA Tournament games, helping Villanova advance to the tournament every year and make four NCAA Sweet 16 appearances and reach the 2009 NCAA Final Four. In his first season at BU, he guided the Terriers to their first post-season win since 1959 with a victory in the CBI and the following year led BU to its first NCAA Tournament appearance since 2002.

117 YEARS OF HOOPS: Penn State embarked on its 117th season of playing basketball in the 2012-13 campaign, having begun play in 1897. Penn State has made 12 post-season appearances in the last 24 years (4 NCAA, 8 NIT) and a total of 19 (9 NCAA, 10 NIT) overall. Since 2009, Penn State has won the program's first national tournament title (2009 NIT), made the program's first appearance in the Big Ten Tournament Championship game (2011) and played in the NCAA Tournament (2011).

STAFF TIES: Patrick Chambers began forming his first Penn State coaching staff by naming his former Episcopal Academy high school teammate Eugene Burroughs as associate head coach, the first of three assistants with strong ties to Philadelphia. Chambers and Burroughs both played for legendary coach Dan Dougherty in Philadelphia in the late 80's early 90's. Burroughs previously had worked as associate head coach at Navy. Former Villanova assistant Keith Urgo also joined the staff as an assistant. The pair worked together on Villanova's 2009 NCAA Final Four staff and Urgo worked under Jay Wright for four seasons. Brian Daly followed Chambers from Boston University where he was associate head coach under Chambers. Daly is a former Philadelphia high school standout and player at Saint Joseph's and was a highly successful high school coach at his alma mater, Monsignor Bonner HS in Philadelphia.

GET ON THE FLOOR: Patrick Chambers places an emphasis on "dives" during a basketball game and has his staff chart them with a goal of achieving at least 14 "dives" per game. Chambers has established an "Attitude Club" in which players attempt to record enough hustle points during practices and games to become a member. Penn State charts "Attitude Points" during every practice and game and announces winners at the end of every practice. Modeled after similar programs used by longtime NBA coach Pat Riley and Chambers' mentor, Villanova's Jay Wright, the club charts hustle plays, extra passes, charges drawn, dives on the floor, screen assists, shot contests, tap backs, deflections, etc.



HUSTLE STATS

CHARGES TAKEN	DIVES	DEFLECTIONS
Colella 10	Colella 47	Marshall 57
Travis 5	Newbill 17	Colella 47
Newbill 4	Marshall 16	Newbill 45
Borovnjak 2	Travis 10	Frazier 19
Marshall 2	Graham 10	Travis 17
Frazier 1	Borovnjak 9	Graham 11
Montminy 1	Frazier 6	Borovnjak 10
	Montminy 3	Taylor 9
	Jack 2	Jack 2
	Taylor 2	Montminy 2

MAKING A RUN

Coach Patrick Chambers has instilled a "never say die" attitude in his Nittany Lion teams. To that end, Penn State has battled back from several double-digit second half deficits in Big Ten play in the last two seasons to challenge some of the top teams in the league both at home and on the road, refusing to go quietly.

GAME	2nd Half Deficit	Cut To	Major Run	Result
at WISC (1/3/13)	-11 at 11:33	-1 at 2:52	9-0	L, 60-51
vs. MICH (3/4/12)	-19 at 9:04	-4 at 2:38	13-0	L, 71-65
at WISC (2/19/12)	-20 at 11:55	-5 at 5:48	17-2	L, 65-55
at MSU (2/8/12)	-22 at 16:46	-5 at 9:18	10-0	L, 77-57
vs IU (1/8/12)	-11 at 4:25	-2 at 0:35	13-4	L, 88-82

SPECIALTY STATS

GAME	W/L	FTM	BENCH	PAINT	OFF TO	2nd CH	FASTB	LEAD	DEFICIT
ST. FRANCIS	W	28/9	5/22	20/24	15/9	10/0	4/8	+12	-3
vs. NC State	L	14/12	2/22	26/28	15/9	12/12	0/2	+3	-25
vs. Providence	W	11/17	8/0	24/14	21/19	11/8	0/2	+5	-10
vs. Akron	L	13/23	16/39	22/34	10/18	15/12	4/2	+8	-28
BUCKNELL	W	10/5	6/4	16/12	0/2	5/3	0/2	+7	-8
BC	L	17/27	3/20	18/18	15/18	3/15	6/0	+2	-20
PENN	W	17/6	5/24	26/16	14/9	13/3	4/4	+13	-3
@La Salle	L	10/18	11/17	20/12	7/15	9/6	2/7	+2	-27
ARMY	W	13/18	11/30	28/14	12/16	15/2	8/15	+15	--
DEL STATE	W	21/18	16/20	32/26	12/4	11/5	5/0	+18	-3
NEW HAMP	W	15/16	20/16	22/14	23/2	7/12	5/2	+34	-1
DUQUESN	W	26/21	25/27	28/16	9/13	23/7	5/9	+22	-3
@Wisconsin	L	0/13	2/7	32/32	4/17	9/13	0/4	+4	-14
INDIANA	L	8/22	9/18	20/22	9/19	14/7	2/10	+1	-23
NWESTERN	L	15/17	8/9	28/24	7/13	8/12	4/6	+4	-23
@Purdue									
MICHIGAN ST									
NEBRASKA									
@Indiana									
OHIO STATE									
@Iowa									
PURDUE									
@Nebraska									
IOWA									
@Michigan									
@Illinois									
MICHIGAN									
@Minnesota									
@Northwestern									
WISCONSIN									
-									

WHAT A FALL!

PENN STATE ATHLETICS EXCELS IN FALL SEMESTER: Another superlative fall sports season has boosted Penn State into fourth place in the Learfield Sports Directors' Cup standings. The Nittany Lions moved into the Top 5 on the strength of the women's volleyball team's fifth NCAA semifinal or championship match appearance in the past six years and the women's soccer team advancing to the NCAA College Cup championship match. Penn State won five Big Ten Championships this fall in field hockey (regular season and tournament), men's soccer, women's soccer and women's volleyball. Five Penn State coaches were selected Big Ten Coach of the Year, including first-year football coach Bill O'Brien.

PENN STATE RECORD WHEN:

	UNDER CHAMBERS	12-13	Last 6 Yrs
At Home	17-10	7-3	67-31
Non-Con at Home	13-3	7-1	
Road	1-13	0-2	15-42
Neutral	2-4	1-2	10-15
vs. Ranked	1-12	0-2	10-34
Decided by 3 points or less	3-2	2-0	16-15
Decided by 4-10 points	8-7	3-1	35-27
Decided by 11-19 points	5-11	1-3	26-29
Decided by 20+ points	3-7	1-3	15-17
Overtime/Double OT (0-1)	2-0	2-0	5-2
Leading at HALF	13-4	6-1	69-12
Tied at HALF	2-0		8-6
Trailing at HALF	4-23	2-6	15-69
Leading with 5:00 TO PLAY	17-2	7-0	77-10
Tied with 5:00 TO PLAY	-		0-1
Trailing with 5:00 TO PLAY	2-25	1-7	13-76
PSU SHOOTS 45%+	7-5	3-1	51-20
PSU SHOOTS Less Than 45%	12-22	5-6	41-69
PSU SHOOTS better than OPP	15-5	6-1	72-12
OPP SHOOTS 45%+	1-17	1-5	19-62
OPP SHOOTS Less Than 45%	18-9	7-2	62-23
PSU SHOOTS 40%+ FROM 3PT	6-2	1-0	36-15
PSU OUT-REBOUNDS Opp	16-13	7-4	69-37
OPP OUT-REBOUNDS or EVEN	3-14	1-3	23-51
PSU FREE THROW% 70%+	8-11	3-3	37-38
PSU Has MORE FT ATTS	11-3	5-0	76-22
OPP Has MORE OR = FT ATTS	7-25	3-8	16-67
PSU Has 15 OR FEWER TOs	16-24	5-6	85-77
PSU Has LESS TOs THAN OPP	13-11	4-1	45-33
PSU SCORES 70+	9-2	4-0	40-9
PSU SCORES 69 OR LESS	10-25	4-7	51-79
OPP SCORES 70+	4-19	3-6	13-52
OPP SCORES 69 OR LESS	12-7	5-1	72-33
OPP SCORES 59 OR LESS	12-1	5-0	48-3
OPP SCORES 49 OR LESS	6-0	2-0	19-1
In NOVEMBER	8-5	3-3	28-12
In DECEMBER	7-5	5-1	24-13
In JANUARY	2-10	0-3	12-31
In FEBRUARY	2-5		15-21
In MARCH	0-2		12-12
In APRIL	-		1-0
In TOURNAMENTS	2-4	1-2	14-12
ON TELEVISION	9-22	2-6	68-76
vs. BIG TEN	4-17	0-3	37-63
vs. ACC	1-2	0-2	
vs. A-10	1-3	1-1	
vs. AMERICAN EAST	2-0	1-0	
vs. BIG EAST	2-0	1-0	
vs. BIG SOUTH	1-0		
vs. BIG 12	-		
vs. COLONIAL	-		
vs. CONFERENCE USA	-		
vs. HORIZON	1-0		
vs. IVY LEAGUE	2-0	1-0	
vs. MID AMERICAN	0-1	0-1	
vs. METRO ATLANTIC	-		
vs. MCC	-		
vs. MID EASTERN ATHLETIC	1-0	1-0	
vs. MOUNTAIN WEST	-		
vs. NEC	2-0	1-0	
vs. OHIO VALLEY	-		
vs. PATRIOT	2-1	2-0	
vs. SEC	0-2		
vs. SOUTHLAND	-		
vs. SOUTHERN	-		
vs. SUN BELT	-		



21st BIG TEN SEASON

Penn State opened its 21st season of Big Ten Conference play with a road game at Wisconsin (Jan. 3). It marked the fourth straight season Penn State opened the Big Ten with a road game. Penn State posted a 4-14 mark during the Big Ten regular season in 2011-12 to finish in a tie for 11th place. Penn State has posted a .500 or better record in Big Ten play five times. Penn State has finished fourth in the Big Ten regular season twice in the last four seasons. Penn State's best Big Ten finish came in 1996 as the Lions went 12-6 to finish second in the conference.

IN THE BIG TEN STAT RANKINGS

INDIVIDUAL (Jan. 11)

SCORING:	OVERALL	Big Ten
D.J. Newbill	7th, 15.3	14th, 13.3
Jermaine Marshall	8th, 14.5	11th, 14.3
REBOUNDING:		
Ross Travis	4th, 7.6	5th, 8.3
D.J. Newbill	11th, 6.1	18th, 6.0
ASSISTS		
D.J. Newbill	8th, 3.8	13th, 3.3
FIELD GOAL %:		
-		
FREE THROW %:		
Jermaine Marshall	14th, 75.4	
D.J. Newbill		5th, 83.3
BLOCKED SHOTS:		
Marshall & Graham		12th, 1.0
STEALS:		
Jermaine Marshall	6th, 1.7	
D.J. Newbill		13th, 1.3
3-POINT PERCENTAGE:		
-		
3-POINTERS MADE:		
Jermaine Marshall	15th, 1.7	
ASSIST TO TURNOVER:		
-		
OFFENSIVE REBOUNDS:		
Ross Travis	6th, 2.4	13th, 2.0
D.J. Newbill		8th, 2.3
Sasa Borovnjak		13th, 2.0
DEFENSIVE REBOUNDS:		
Ross Travis	3rd, 5.2	5th, 6.3
D.J. Newbill	13th, 4.3	-
MINUTES PLAYED:		
D.J. Newbill	2nd, 35.7	4th, 36.0
Jermaine Marshall	5th, 34.3	6th, 35.7

TEAM RANKINGS

SCORING OFFENSE:	11th, 62.7	11th, 52.0
SCORING DEFENSE:	12th, 66.3	8th, 68.0
FREE THROW %:	7th, 69.7	2nd, 76.7
FIELD GOAL %:	12th, 39.8	11th, 36.1
FIELD GOAL% DEFENSE:	11th, 41.6	8th, 44.9
3-POINT FG % :	11th, 28.7	9th, 26.8
3-POINT FG % DEFENSE:	12th, 36.1	9th, 36.4
REBOUNDING OFFENSE:	9th, 37.3	7th, 36.7
REBOUNDING DEFENSE:	6th, 31.7	3rd, 32.7
REBOUNDING MARGIN:	8th, +5.5	3rd, +4.0
ASSISTS:	12th, 9.4	11th, 8.0
BLOCKED SHOTS:	10th, 3.1	7th, 3.0
STEALS:	10th, 5.2	12th, 2.7
TURNOVER MARGIN:	12th, -1.2	12th, -5.7
ASSIST TO TURNOVER:	12th, 0.7	12th, 0.5
OFFENSIVE REBOUNDS:	7th, 12.3	3rd, 13.7
OFFENSIVE REBOUND %:	9th, 34.2	3rd, 36.9
DEFENSIVE REBOUNDS:	7th, 24.9	11th, 23.0
DEFENSIVE REBOUNDS %:	1st, 75.7	4th, 71.1
3-POINT FG MADE:	9th, 5.2	11th, 3.7

GREAT GRAD RATE

Coach Patrick Chambers' Nittany Lions ranked second in the Big Ten with a Graduation Success Rate (GSR) of 92 percent, 24 percent higher than the national average (68%), according to statistical information released by the National Collegiate Athletic Association (NCAA). The NCAA's annual study of institutions nationwide revealed that Penn State student-athletes at the University Park campus earned a GSR of 88 percent compared to the 80 percent average for all Division I institutions for students entering from 2002-03 through 2005-06. The 88 percent figure was third to Northwestern (97) and Illinois (89) among Big Ten Conference institutions. Penn State basketball's NCAA four-year Academic Progress Rate (APR) score of 995 through 2009-10 tied for the best among men's basketball teams in the Big Ten and was well above the national average of 945. Penn State and Michigan State tied for the Big Ten's highest APR figure, marking the fourth consecutive year the Nittany Lions ranked among the top three in the Big Ten. The four-year federal graduation rate average for University Park student-athletes was 78 percent, second to Northwestern (88) among Big Ten schools, and significantly above the 64 percent Division I average.

CHAMBERS LEADS COACHES VS CANCER:

Patrick Chambers immediately embraced the mantle of leadership of Coaches vs. Cancer-Penn State, now embarking on its 18th year, when he took over the Nittany Lion program.

- CVC-Penn State has raised nearly \$2 million in the last 17 years to fight cancer and help support those affected by the disease.

- The organization raised over \$200,000 for the third-straight year in 2011-12 and has raised more than \$175,000 each of the last six years ranking it among the top 10 CVC organizations in the nation.

- CVC-Penn State has grown from an annual golf tournament started in the summer of 1996 to a year-round schedule of seven events, which includes the the Coaches Vs. Cancer Celebrity Golf Tournament, CVC Reverse Car Drawing, CVC "Band Together" Day, Spikes Fest, CVC 5k Fun Run/Walk and State College Brew Expo.

- CVC-Penn State keeps a portion of the money raised in the Centre Region to provide direct assistance through the Bob Perks Fund (BPF). CVC has donated more than \$35,000 to BPF each of the last five years and more than \$225,000 total. Funds are also donated directly to the American Cancer Society.

LIONS PLAYING PROFESSIONALLY: All four senior starters from Penn State's 2011 NCAA Tournament team are currently playing professionally in Europe or South America. Penn State currently has 13 former players active in pro leagues around the world, nine of which have graduated in the last five years.

Nittany Lions Currently Playing Professionally

Player (year graduated or left PSU)	Team	Country	League
Cammeron Woodyard (2012)	Basquetbol Ancud	Chile	Chile-Liga Nacional
Talor Battle (2011)	Upea Capo D'Orlando	Italy	Italian Lega 2
Jeff Brooks (2011)	Mapooro Cantu	Italy	Italian Serie A
David Jackson (2011)	Thor Thorl	Iceland	Iceland-Dominos
Andrew Jones (2011)	Ilysiakos Athens	Greece	Greece-A1
Jamelle Cornley (2009)	Rain or Shine	Philippines	Philippines-PBA
Stanley Pringle (2009)	Indonesia Warriors	Indonesia	Indonesia-NBL
Brandon Hassell (2008)	Summerside Storm	Canada	Canada-NBL
Joonas Suotamo (2008)	Espoo Basket	Finland	Finland-1st Division
David "Mooch" Jackson (2007)	GEGR Indalo	Argentina	Argentina-LigaA
Jan Jagla (2004)	FC Bayern Muenchen	Germany	Germany-1.Bundesliga
Tyler Smith (2002)	Tohigi Brex	Japan	Japan-JBL
Joe Crispin (2001)	Unsigned Free Agent		

PENN STATE RADIO NETWORK

In his 31st season, Steve Jones handles the play-by-play for Nittany Lion basketball and is joined by nationally respected Philadelphia Daily News sports-writer Dick Jerardi. Broadcasts begin 30 minutes prior to tipoff with the "Patrick Chambers Pregame Show." Game telecasts as well as "The Nittany Lion Hotline" call-in show, which airs each Thursday during basketball season, can both also be heard via GoPSUsports.com

WEAB (790 AM)	Allentown/Bethlehem/Easton
WVAM (1430 AM)	Altoona
WILK (103.1 FM)	Avoca
WYAC (1600 AM)	Bedford
WISR (680 AM)	Butler**
WCPA (900 AM)	Clearfield
WZDB (95.9 FM)	DuBois/Sykesville
WPSE (1450 AM)	Erie
WFRA (1450 AM)	Franklin
WGET (1320 AM)	Gettysburg
WHVR (1280 AM)	Hanover**
WTPA (92.1 FM)	Harrisburg
ESPN RADIO (1400 AM)	Harrisburg
ESPN RADIO (95.3 FM)	Harrisburg
WKZN (1300 AM)	Hazleton
WLAK (103.5 FM)	Huntingdon
WLPA (1490 AM)	Lancaster
WNPV (1440 AM)	Lansdale
WLBK (1270 AM)	Lebanon
WMRF (95.7 FM)	Lewiston
WMGW (1490 AM)	Meadville
WJST (1280 AM)	New Castle/Sharon**
WVNJ (1160 AM)	New York Metro**
WBYB (96.7 FM)	Olean, NY
WNTP (990 AM)	Philadelphia
WFIL (560 AM)	Philadelphia
KQV (1410 AM)	Pittsburgh
WPPA (1360 AM)	Pottsville
WRAW (1340 AM)	Reading
WBZU (910 AM)	Scranton
WBYB (95.3 FM)	Smethport
WQWK (1450 AM)	State College
WKOK (1070 AM)	Sunbury
WTIV (1230 AM)	Titusville
WTZN (1310 AM)	Troy
WTRN (1304 AM)	Tyrone
WTRN (100.7 FM)	Tyrone
WNBT (104.5 FM)	Wellsboro
WNBC (92.3 FM)	Wellsboro/Mansfield
WILK (980 AM)	Wilkes-Barre
WRAC (1400 AM)	Williamsport
WRKK (1200 AM)	Williamsport/Hughesville
WGLD (1440 AM)	York/Red Lion
WJST (1280 AM)	Youngstown, Ohio

** Carries only partial schedule



NATIONAL RANKINGS

AP TOP 25 (Jan. 7)

1 Duke (62)	14-0	1,622
2 Michigan (3)	15-0	1,553
3 Louisville	13-1	1,447
4 Arizona	14-0	1,442
5 Indiana	13-1	1,381
6 Kansas	12-1	1,322
7 Syracuse	14-1	1,211
8 Minnesota	14-1	1,121
9 Gonzaga	15-1	1,064
10 Missouri	11-2	1,006
11 Florida	10-2	922
12 Illinois	14-2	881
13 Creighton	14-1	789
14 Butler	12-2	761
15 Ohio State	11-3	710
16 San Diego State	12-2	591
17 Notre Dame	13-1	547
18 Kansas State	12-2	472
19 Georgetown	10-2	441
20 North Carolina St.	12-2	438
21 Cincinnati	13-2	375
22 Michigan State	12-3	267
23 Wichita State	14-1	135
24 UNLV	13-2	113
25 New Mexico	13-2	102

USA TODAY/ESPN TOP 25

1 Duke (30)	14-0	774
2 Michigan (1)	15-0	744
3 Arizona	14-0	691
4 Louisville	13-1	677
5 Indiana	13-1	649
6 Kansas	12-1	640
7 Syracuse	14-1	585
8 Gonzaga	15-1	511
9 Florida	10-2	496
10 Minnesota	14-1	488
11 Creighton	14-1	469
12 Missouri	11-2	447
13 Illinois	14-2	366
14 Ohio State	11-3	355
15 San Diego State	12-2	314
16 Notre Dame	13-1	285
17 Butler	12-2	274
18 Michigan State	12-3	190
19 UNLV	13-2	170
20 Cincinnati	13-2	165
21 North Carolina St.	12-2	153
22 Georgetown	10-2	138
23 Kansas State	12-2	131
24 VCU	12-3	85
25 Wyoming	13-0	70



PENN STATE IN THE RPI

Date	Rank	RPI	SOS
--			

PENN STATE IN THE RANKINGS

Date **AP** **COACHES**
 Last ranked 25th in the final ESPN/USA Today Coaches Poll of the 2000-01 season (4/4/01). Last received votes in the national polls on Feb. 2, 2009. The Lions got votes in the Coaches Poll for four weeks.

PENN STATE VS. RANKED

ON THE YEAR: 0-2
2011-12: 1-10 (win over: #22 ILL)
Last WIN VS. RANKED team: 54-52 vs. #22 Illinois (1/19/12)
Last ROAD win: 38-33 @ #16/18 Illinois (2/18/09)
Last HOME win: 54-52 vs. #22 Illinois (1/19/12)
In the Jordan Center: 15-35
Last NEUTRAL win: 36-33 vs. #13 Wisconsin (3/11/11)
WIN vs. Highest Ranked in BJC: #5 Purdue, 74-63, 2/21/98
WIN vs. Highest Ranked On Road: 66-65 at #6/6 Illinois (2/4/06)
WIN vs. Highest Ranked Overall: 65-63 vs. #2/3 Michigan State (3/9/01) Big Ten Tourn.
Under Patrick Chambers: 1-12 (2nd season)
Since joining BIG TEN (1992-93): 27-112
OVERALL Streak: Lost 9
HOME Streak: Lost 2

LIONS SIGN FOUR IN EARLY PERIOD
 CHAMBERS FIRST FULL RECRUITING CYLCE

PAYTON BANKS • 6-6 • ORANGE, CALIF.: Three-star recruit (Scout.com/247 Sports)...15.6 ppg, 6.9 rpg, 4.4 apg, 1.4 spg in junior year at Orange Lutheran HS...first team All-CIF Southern Section Division IA...versatile combo guard.

JULIAN MOORE • 6-10 • PHILADELPHIA, PA.: three-star recruit, sixth best in Pennsylvania (ESPN.com)...11 ppg, 14 rpg in junior season at Germantown Academy...a late bloomer...was 6-7 1 1/2 years ago...runs the floor/perimeter skills

GENO THORPE • 6-3 • PITTSBURGH, PA.: consensus three-star recruit...Pennsylvania Class AAAA first-team...21.5 ppg, 3.2 rpg, 2.6 apg in junior season at Shaler HS...offers from Wisconsin, Pitt, Kansas State, Seton Hall and Rutgers.

GRAHAM WOODWARD • 6-0 • EDINA, MINN.: three-star recruit (Rivals/247 Sports)...point guard...20.5 ppg in junior season at Edina HS...All-Metro second team by Minneapolis Star...offers from Washington St., Gonzaga, Xavier and Drake.

JOHNSON TRANSFERS TO LIONS

JOHN JOHNSON • 6-1 • PHILADELPHIA, PA.: played in all 39 games, starting two, at the University of Pittsburgh in 2011-12...three-time PIAA all-state first team and one-time New Jersey All-State Prep team...2,314 points (19.6 ppg) in prep career...No. 69 recruit nationally by Bob Gibbons...will be junior eligible at PSU after playing in an exhibition game at Pittsburgh in 2012-13.

PENN STATE GREAT TITUS IVORY SUFFERS STROKE;
 IN MIDST OF 6-12 MONTH RECOVERY:

One of the most beloved players in Penn State history and the emotional leader of Penn State's 2001 NCAA Sweet 16 team, Titus Ivory, suffered a stroke on Oct. 11, 2012 while on a football field supervising workouts with the members of his Hickory Grove Christian High School (Charlotte, N.C.) team. A blood clot in his left common carotid artery, put Ivory in the ICU for three days waiting minute by minute as his family and friends stood nearby awaiting a miracle to happen. His inoperable blood clot remained dormant. With the help of a tremendous medical team and a touch of grace, Titus was given a second chance. Titus is back on his feet, but the father of three, with the help of his wife (Nikki), now begins a 6-12 month journey on the road to recovery. His current mission in helping at risk youth simply exemplifies Titus's mission to share his blessings with those less fortunate.

His family, friends and former teammates have created a crowd sourcing website to help raise funds to support the Ivory family during this time with a goal of raising \$50,000 so that the Ivory family can focus on recovery and not on the medical bills or the financial stress that we have all faced. Donations to Team Titus can be made at:

WWW.GOFUNDME.COM/1GRNAC

NOTING
 THE JORDAN CENTER

RECORD IN BJC: 172-103 (18th Season) (62%) (275 games)

OPENED: January 11, 1996 vs. Minnesota (W, 76-51)

CAPACITY: 15,261

MOST CONTESTS IN A SEASON: 20 (2008-09)

100TH WIN: 56-55 over Hartford, Dec. 6, 2006

LONGEST WIN STREAK: 14; Jan. 11, 1996-Dec. 27, 1996

SEASON HOME WINS RECORD: 17-3 (2008-09)

SEASON BEST START: 8-0, 2007-08 & 1996

TOP SEASON WIN MARKS: 17-3 (2008-09); 13-4 (2007-08);

13-4 (1999-2000); 13-5 (2010-11); 12-2 (1997-98);

TOP SEASON WIN PERCENTAGES: 100.0, 8-0 (1996);

.862, 17-3 (2008-09); .857, 12-2 (1997-98);

TOP 10 CROWDS:

1. 15,472 vs. Purdue, 2/1/1997

2. 15,464 vs. Indiana, 1/26/1997

3. 15,455 vs. Ohio State, 3/1/1999

4. 15,435 vs. Ohio State, 2/27/1999

5. 15,420 vs. Indiana, 1/8/2000

6. 15,403 vs. No. 1 Ohio State 3/1/2011

7. 15,389 vs. Northwestern, 2/15/1997

8. 15,377 vs. Michigan State, 2/24/2001

9. 15,355 vs. Indiana, 1/31/1999

10. 15,232 vs. Indiana, 2/3/2001

TOP 2012-13 CROWD: 9,386 vs. Indiana 1/7/13

TOP 2011-12 CROWD: 13,103 vs. Nebraska, 2/11

TOP 2010-11 CROWD: 15,403 vs. No. 1 Ohio State, 3/1

TOP 2009-10 CROWD: 14,017 vs. Michigan State, 2/13

TOP 2008-09 CROWD: 15,035 vs. Indiana, 2/28

TOP 2007-08 CROWD: 11,159 vs. Michigan State, 2/2

**HIGHS & LOWS UNDER CHAMBERS****PENN STATE**

TEAM GAME HIGHS			TEAM GAME LOWS			INDIVIDUAL GAME HIGHS		
POINTS	84	DUQUESNE (12/29/12)	46	WISCONSIN (1/31/12)	30	Frazier, Tim at Nebraska (1/11/12)		
-- IN HALF	45 (2nd)	3X, last DUQUESNE (12/29/12)	10 (1st)	at Saint Joseph's (11/26/11)				
FIELD GOALS MADE	29	vs. Army (12/8/12)	17	3X, last vs. St. Francis (11/9/12)	10	3X, Marshall, Jermaine vs MICHIGAN (3/4/12)		
FIELD GOAL ATTS	71	at Saint Joseph's (11/26/11)	42	vs. PENN (12/1/12)	24	Frazier, Tim vs Indiana (B1G) (3/8/12)		
FIELD GOAL %	.565 (26-46)	YOUNGSTOWN ST. (11/23/11)	.268 (19-71)	at Saint Joseph's (11/26/11)	1.000 (7-7)	Borovnjak, Sasa vs MISSISSIPPI (12/4/11)		
3 PT FG MADE	11	YOUNGSTOWN ST. (11/23/11)	2	WISCONSIN (1/31/12)	7	Oliver, Billy vs PURDUE (1/5/12)		
3 PT FG ATTEMPTS	29	at Iowa (2/4/12)	8	@ Wisconsin (1/3/13)	11	2X, Colella, Nick vs NEBRASKA (2/11/12)		
3 PT FG %	.500 (11-22)	YOUNGSTOWN ST. (11/23/11)	.125 (3-24)	2X, last vs. St. Francis (11/9/12)	1.000 (3-3)	Woodyard, Cammeron vs CORNELL(12/21/11)		
FT MADE	28	vs. St. Francis (11/9/12)	0	@ Wisconsin (1/3/13)	17	Frazier, Tim vs SAINT FRANCIS (11/9/12)		
FT ATTEMPTS	36	DUQUESNE (12/29/12)	1	@ Wisconsin (1/3/13)	18	Frazier, Tim vs SAINT FRANCIS (11/9/12)		
FT %	.875 (28-32)	vs. St. Francis (11/9/12)	.286 (2-7)	at Saint Joseph's (11/26/11)	1.000 (9-9)	Frazier, Tim at Nebraska (1/11/12)		
REBOUNDS	50	DUQUESNE (12/29/12)	17	at Purdue (2/29/12)	.944 (17-18)	Frazier, Tim vs. St. Francis (11/9/12)		
ASSISTS	17	LONG ISLAND (11/16/11)	4	vs. N.C. State (11/15/12)	13	Travis, Ross vs. BOSTON COLL (11/28/12)		
STEALS	15	HARTFORD (11/12/11)	1	2X, DUQUESNE (12/29/12)	11	Frazier, Tim vs YOUNGSTOWN St. (11/23/11)		
BLOCKED SHOTS	8	vs Indiana (B1G) (3/8/12)	0	3X, last at La Salle (12/5/12)	6	Frazier, Tim at Nebraska (1/11/12)		
TURNOVERS	23	at Duquesne (12/10/11)	5	at Wisconsin (2/19/12)	3	4X, Jon Graham vs PENN (12/1/12)		
FOULS	29	MINNESOTA (1/15/12)	11	YOUNGSTOWN ST. (11/23/11)	7	Frazier, Tim at Boston College (11-30-11)		

OPPONENT

TEAM GAME HIGHS			TEAM GAME LOWS			INDIVIDUAL GAME HIGHS		
POINTS	88	INDIANA (1/8/12)	43	MOUNT ST. MARY'S (12/18/11)	29	Duren, Tyreek at La Salle (12/5/12)		
-- IN HALF	53 (2nd)	vs. Akron (11/18/12)	14 (1st)	vs. NEW HAMPSHIRE (12/23/12)				
FIELD GOALS MADE	28	KENTUCKY (11/19/11)	12	NEW HAMPSHIRE (12/23/12)	11	Hardaway, Jr., Tim at Michigan (12/29/11)		
FIELD GOAL ATTS	61	YOUNGSTOWN St. (11/23/11)	38	MINNESOTA (1/15/12)	18	Hardaway, Jr., Tim at Michigan (12/29/11)		
FIELD GOAL %	.595 (25-42)	MICHIGAN (3/4/12)	.226 (12-53)	NEW HAMPSHIRE (12/23/12)	.875 (7-8)	Zeller, Cody at Indiana (1/22/12)		
3 PT FG MADE	16	2X, last at La Salle (12/5/12)	3	MOUNT ST. MARY'S (12/18/11)	7	2X, Hulls, Jordan vs INDIANA (1/8/12)		
3 PT FG ATTEMPTS	31	2X, last DUQUESNE (12/29/12)	10	MINNESOTA (1/15/12)	13	Casey Walker, DELAWARE ST (12/15/12)		
3 PT FG %	.667 (16-24)	INDIANA (1/8/12)	.176 (3-17)	MOUNT ST. MARY'S (12/18/11)	1.000 (3-3)	2X, Teague, Marquis vs KENTUCKY (11/19/11)		
FT MADE	33**	MINNESOTA (1/15/12)	5	RADFORD (11/14/11)	.777 (7-9)	Hulls, Jordan vs INDIANA (1/8/12)		
FT ATTEMPTS	44	MINNESOTA (1/15/12)	8	RADFORD (11/14/11)	15	Hanlan, Olivier vs. BOSTON COLL (11/28/12)		
FT %	1.000 (9-9)	YOUNGSTOWN ST. (11/23/11)	.563 (9-16)	HARTFORD (11/12/11)	1.000 (10-10)	Watford, Christian vs INDIANA(B1G)(3/8)		
REBOUNDS	45	2X, last vs. Indiana (B1G) (3/8/12)	21	NEBRASKA (2/11/12)	13	Sullinger, Jared at Ohio State (1/25/12)		
ASSISTS	21	at Purdue (2/29/12)	4	SOUTH FLORIDA (11/20/11)	9	Delaney, Rob vs LAFAYETTE (12/07/11)		
STEALS	11	at Duquesne (12/10/11)	2	at Saint Joseph's (11/26/11)	5	Holloway, Murphy vs MISSISSIPPI (12/4/11)		
BLOCKED SHOTS	12	at Saint Joseph's (11/26/11)	1	2X, NEW HAMPSHIRE (12/23/12)	5	Sampson III, Ralph vs MINNESOTA (1/15/12)		
TURNOVERS	26	HARTFORD (11/12/11)	4	at La Salle (12/5/12)	6	Cancer, Galal vs CORNELL (12/21/11)		
FOULS	29	CORNELL (12/21/11)	7	@ Wisconsin (1/3/13)				



2012-13 SEASON HIGHS & LOWS

PENN STATE

TEAM GAME HIGHS		TEAM GAME LOWS		INDIVIDUAL GAME HIGHS	
POINTS	84 DUQUESNE (12/29/12)	51 vs. Indiana (1/7) @ Wisconsin (1/3)	25	Jermaine Marshall vs. B.C. (11/28/12)	
-- IN A HALF	45 (2nd) DUQUESNE (12/29/12)	14 (1st) vs. Providence (11/16/12)			
FIELD GOALS MADE	29 ARMY (12/8/12)	17 ST FRANCIS (11/9/12)	8	3X, last D.J. Newbill vs. DELAWARE ST (12/15)	
FIELD GOAL ATTS	60 vs. IU (1/7) & N.C. State (11/16)	45 PENN (12/1/12)	20	Tim Frazier vs. N.C. State (11/16/12)	
FIELD GOAL %	.509 (29-57) ARMY (12/8/12)	.316 (18-57) NORTHWESTERN (11/10/13)	.777 (7-9)	Sasa Borovnjak vs. DUQUESNE (12/29/12)	
-- IN A HALF	.654 (17-26) BUCKNELL (11/23/12) (2nd)	.161 (5-31) (1st) BUCKNELL (11/23/12)			
3 PT FG MADE	8 DUQUESNE (12/29/12)	3 4X, last NORTHWESTERN (1/10)	5	Nick Colella vs. DUQUESNE (12/29/12)	
3 PT FG ATTEMPTS	24 ST FRANCIS (11/9/12)	8 @ Wisconsin (1/3/13)	12	Jermaine Marshall vs. Providence (11/16/12)	
3 PT FG %	.400 (8-20) DUQUESNE (12/29/12)	.125 (3-24) ST FRANCIS (11/9/12)	.714 (5-7)	Nick Colella vs. DUQUESNE (12/29/12)	
FT MADE	28 vs. ST FRANCIS (11/9/12)	0 @ Wisconsin (1/3/13)	17	Frazier, Tim vs SAINT FRANCIS (11/9/12)	
FT ATTEMPTS	36 DUQUESNE (12/29/12)	1 @ Wisconsin (1/3/13)	18	Frazier, Tim vs SAINT FRANCIS (11/9/12)	
FT %	.875 (28-32) vs. St. Francis (11/9/12)	.000 (0-1) @ Wisconsin (1/3/13)	.944 (17-18)	Frazier, Tim vs. St. Francis (11/9/12)	
REBOUNDS	50 DUQUESNE (12/29/12)	29 Akron (11/18/12)	13	Travis, Ross vs. BOSTON COLL (11/28/12)	
ASSISTS	15 DELAWARE ST (12/15/12)	4 N.C. State (11/16/12)	7	2X last D.J. Newbill vs. BUCKNELL (11/23/12)	
STEALS	11 vs. Providence (11/16/12)	1 DUQUESNE (12/29/12)	5	Marshall, Jermaine vs. UNH (12/23/12)	
BLOCKED SHOTS	5 2X, last DELAWARE ST (12/15)	0 at La Salle (12/5/12)	3	Jon Graham vs PENN (12/11/12)	
TURNOVERS	19 vs. Indiana (1/7/13)	8 BUCKNELL (11/23/12)	6	D.J. Newbill vs. Boston College (11/28/12)	
FOULS	26 2X, last DUQUESNE (12/29/12)	18 N.C. State (11/16/12)			

OPPONENT

TEAM GAME HIGHS		TEAM GAME LOWS		INDIVIDUAL GAME HIGHS	
POINTS	85 vs. Akron (11/18/12)	45 NEW HAMPSHIRE (12/23/12)	29	Tyreek Duren, La Salle (12/5/12)	
-- IN A HALF	53 (2nd) vs. Akron (11/18/12)	14 (1st) vs. NEW HAMPSHIRE (12/23/12)			
FIELD GOALS MADE	27 vs. Akron (11/18/12)	12 NEW HAMPSHIRE (12/23/12)	9	2X, last Tyreek Duren, La Salle (12/5/12)	
FIELD GOAL ATTS	60 DELAWARE ST (12/15/12)	41 BUCKNELL (11/23/12)	19	Casey Walker, Delaware State (12/15/12)	
FIELD GOAL %	.563 (27-48) vs. Akron (11/18/12)	.226 (12-53) NEW HAMPSHIRE (12/23/12)	.750 (9-12)	T.J. Warren, N.C. State (11/16/12)	
3 PT FG MADE	16 La Salle (12/5/12)	3 @ Wisconsin (1/3/13)	5	Casey Walker, Delaware State (12/15/12)	
3 PT FG ATTEMPTS	31 2X, DUQUESNE (12/29/12)	16 4X last Indiana (1/7/13)	13	Casey Walker, Delaware State (12/15/12)	
3 PT FG %	.516 (16-31) La Salle (12/5/12)	.176 (3-17) @ Wisconsin (1/3/13)	1.000 (3-3)	Rodney Purvis, N.C. State (11/16/12)	
FT MADE	27 B.C. (11/28/12)	6 PENN (12/1/12)	15	Olivier Hanlan, Boston College (11/28/12)	
FT ATTEMPTS	36 B.C. (11/28/12)	10 PENN (12/1/12)	19	Hanlan, Olivier vs. BOSTON COLL (11/28/12)	
FT %	.800 (20-25) BUCKNELL (11/23/12)	.500 (13-26) @ Wisconsin (1/3/13)	1.000 (6-6)	Chandler Rhoads, NEW HAMPSHIRE (12/23/12)	
REBOUNDS	38 B.C. (11/28/12)	22 ST FRANCIS (11/9/12)	12	Mike Muscala, Bucknell (11/23/12)	
ASSISTS	16 La Salle (12/5/12)	6 Providence (11/16/12)	6	Albert Thomas, Delaware State (12/15/12)	
STEALS	8 3X last B.C. (11/28/12)	3 2X Last UNH (12/23/12)	4	Cody Zeller, Indiana (1/7/13)	
BLOCKED SHOTS	9 Akron (11/18/12)	1 4X last UNH (12/23/12)	6	Zeke Marshall, Akron (11/18/12)	
TURNOVERS	21 Providence (11/16/12)	4 2X, @ Wisconsin (1/3/13)	7	Josh Fortune, Providence (11/16/12)	
FOULS	28 DUQUESNE (12/29/12)	7 @ Wisconsin (1/3/13)			

**Big Ten opponent record



2012-13 PENN STATE RESULTS

DATE	RANK	RANK	W/L	SCORE	RECORD	PSU HIGH SCORER	OPP HIGH SCORER	HIGH REBS	HIGH ASST	ATTENDANCE
11/9			W	65-68	1-0	Frazier (23)	Jackson (19)	Travis (10)	Frazier (6)	7,329
11/15		6/6	L	72-55	1-1	Frazier (23)	Warren (22)	Graham (10)	Frazier (2)	4,224
11/16			W	55-52OT	2-1	Frazier (19)	Batts (17)	Frazier (9)	Frazier (7)	4,224
11/18			L	80-65	2-2	Newbill (20)	Marshall (17)	Travis (10)	Newbill (5)	4,224
11/23			W	60-57	3-2	Marshall (17)	Johnson (18)	Travis (8)	Newbill (7)	7,713
11/28			L	73-61	3-3	Marshall (25)	Hanlan (22)	Travis (13)	Newbill (3)	6,889
12/1			W	58-47	4-3	Marshall (18)	Hicks (10)	Travis (8)	Newbill (5)	7,806
12/5			L	57-82	4-4	Marshall (19)	Duren (29)	Travis (9)	Newbill (5)	4,382
12/8			W	78-70	5-4	Newbill (19)	Ellis (23)	Travis (10)	Newbill (5)	7,247
12/15			W	80-76OT	6-4	Newbill (22)	Walker (24)	Borovnjak (8)	Newbill & Marshall (5)	5,751
12/23			W	72-45	7-4	Marshall (15)	Myrick & Morris (9)	Travis & Newbill (6)	three with (3)	7,852
12/29			W	84-74	8-4	Newbill (23)	Johnson (19)	Newbill (12)	Newbill (5)	5,521
1/3			L	51-60	8-5	Marshall (19)	Three with (13)	Travis (11)	Newbill (4)	16,156
1/7		5/5	L	51-74	8-6	Travis (14)	Watford (16)	Marshall (7)	three with (3)	9,386
1/10			L	54-70	8-7	Newbill (20)	Sobolewski (18)	Travis (9)	Newbill (3)	6,479

DOUBLE-FIGURES

POINTS	12-13	CAREER	CONSECUTIVE
Frazier	3	43	-
Marshall	11	33	3
Newbill	12	26	1
Travis	5	10	-
Taylor	5	5	-
Borovnjak	3	5	-
Colella	1	3	-
Graham	-	2	-
REBOUNDS	12-13	CAREER	
Newbill	1	7	-
Travis	4	4	-
Frazier	-	3	-
Graham	1	2	-
ASSISTS	12-13	CAREER	
Frazier	-	3	-

DOUBLE-DOUBLES

	12-13	CAREER	CONSECUTIVE
Frazier	-	5	-
Last: 23 pts, 10 rebs vs. NEBRASKA (2/11/12)			
Newbill	1	7	1
Last: 23 pts, 12 rebs vs. DUQUESNE (12/29/12)			
Travis	2	2	-
Last: 14 pts, 10 rebs vs. Army (12/8/12)			

20-POINT GAMES

	12-13	CAREER	CONSECUTIVE
Frazier	2	20	-
Last: 23 pts vs. N.C. State (11/15/12)			
Marshall	1	5	-
Last: 25 pts vs. BOSTON COLLEGE (11/28/12)			
Newbill	5	6	1
Last: 20 pts vs. NORTHWESTERN (1/10/13)			

30-POINT GAMES

	12-13	CAREER	CONSECUTIVE
Frazier	-	1	-
Last: 30 pts at Nebraska (1/11/12)			

2012-13 RECORD

	OVERALL	HOME	AWAY	NEUTRAL
ALL GAMES	8-7	7-3	0-2	1-2
CONFERENCE	0-3	0-2	0-1	-
NON-CON	8-4	7-1	0-1	1-2
TOURNAMENT	1-2			1-2

SCORE BY PERIODS

	1ST	2ND	OT	2OT	TOTAL
PENN STATE	425	493	23		941
OPPONENTS	421	558	16		995

MARGINS OF VICTORY

	1	2	3	4	5	6	7	8	9	10	11	12	13	14	15+
	2	1				1	1	1	1						1

LARGEST: 27 vs. New Hampshire (12/23)

MARGINS OF DEFEAT

	1	2	3	4	5	6	7	8	9	10	11	12	13	14	15+
	-								1		1				5

LARGEST: 25, 2X at La Salle (12/5/12) & vs. Akron (11/18/12)

LARGEST NON-CON LEAD: 34 (2nd) vs. UNH

LARGEST NON-CON DEFICIT: 28 (2nd) vs. Akron

LARGEST BIG TEN LEAD: 4 (1st) at Wisconsin

LARGEST BIG TEN DEFICIT: 23 (2nd) Indiana & NWest

LARGEST DEFICIT OVERCOME TO WIN: 10 (2nd) vs. Providence

LARGEST BIG TEN DEFICIT OVERCOME TO WIN: -

2012-13 ATTENDANCE

	G	TOTAL	HIGH	AVERAGE
HOME	10	71,253	9,386	7,125
NEUTRAL	3	12,672	4,224	4,224
AWAY	2	20,538	16,156	10,269
TOTAL	15	104,463	16,156	6,964

LED PENN STATE IN:

POINTS	11-12	12-13	CAREER
Frazier	25	3	31
Marshall	3	6	7
Newbill		5	5
Travis		1	1
REBOUNDS	11-12	12-13	CAREER
Travis	8	10	18
Frazier	7	1	16
Marshall	7	1	8
Graham	7	1	7
Borovnjak	2	1	3
Newbill		2	2
ASSISTS	11-12	12-13	CAREER
Frazier	32	3	70
Newbill		12	12
Marshall	2	3	5
Colella	1	2	3
Travis	2		2
Borovnjak	1		1
STEALS	11-12	12-13	CAREER
Frazier	21	3	48
Marshall	7	6	18
Travis	5		5
Colella	2	2	5
Newbill		5	5
Graham	3		3
Borovnjak	2		2
Taylor		2	2
BLOCKS	11-12	12-13	CAREER
Graham	10	7	17
Marshall	8	3	11
Borovnjak	5	3	8
Frazier	4		7
Travis	3	3	6
Taylor		3	3
Colella	1		1
Newbill		1	1
Jack		1	1



2012-13 GAME-BY-GAME STATISTICS

OPPONENT	DATE	TOTAL		3-POINT				REBOUNDS				PF	ASST	TO	BLK	STL	POINTS
		SCORE	W/L	FG-FGA	PCT	FG-FGA	PCT	FT-FTA	PCT	OFF-DEF	TOTAL						
PENN STATE	11/9	65	W	17-47	.362	3-24	.125	28-32	.875	13-25	38	23	8	17	3	6	65
ST. FRANCIS		58		21-45	.467	7-19	.368	9-14	.643	2-20	22	23	8	16	1	4	58
PENN STATE	11/15	55	L	19-60	.317	3-19	.158	14-17	.824	14-22	36	18	4	13	1	8	55
vs. N.C. State		72		26-52	.500	8-16	.500	12-18	.667	7-29	36	16	12	14	1	8	72
PENN STATE	11/16	55	W	20-53	.377	4-21	.190	11-19	.579	16-19	35	21	10	16	3	11	55
vs. Providence		52 OT		15-45	.333	5-16	.313	17-24	.708	14-21	35	19	6	21	1	8	52
PENN STATE	11/18	60	L	20-55	.364	7-21	.333	13-20	.650	15-14	29	24	8	13	1	5	60
vs. Akron		85		27-48	.563	8-16	.500	23-31	.742	10-25	35	21	14	10	9	7	85
PENN STATE	11/23	60	W	22-57	.386	7-19	.368	9-20	.450	14-24	38	19	9	8	3	8	60
BUCKNELL		57		16-41	.390	5-18	.278	20-25	.800	3-28	31	19	7	13	5	3	57
PENN STATE	11/28	61	L	19-53	.358	6-20	.300	17-25	.680	9-24	33	26	6	13	5	6	61
BOSTON COLLEGE		73		19-45	.422	8-18	.444	27-36	.750	8-30	38	22	13	12	3	8	73
PENN STATE	12/1	58	W	18-42	.429	5-15	.333	17-23	.739	9-25	34	19	9	11	4	6	58
PENN		47		18-51	.353	5-23	.217	6-10	.600	12-18	30	26	12	16	2	4	47
PENN STATE	12/5	57	L	22-50	.440	3-12	.250	10-17	.588	11-25	36	21	11	11	0	2	57
@La Salle		82		24-49	.490	16-31	.516	18-24	.750	5-22	27	17	16	4	2	5	82
PENN STATE	12/8	78	W	29-57	.509	7-19	.368	13-20	.650	11-30	41	21	13	17	3	7	78
ARMY		70		21-54	.389	10-28	.357	18-24	.750	7-20	27	20	15	15	2	7	70
PENN STATE	12/15	80	W	26-53	.491	7-18	.389	21-31	.677	6-32	38	21	15	11	5	2	80
DELAWARE ST.		76		24-60	.400	10-30	.333	18-24	.750	6-28	34	24	10	8	5	6	76
PENN STATE	12/23	72	W	25-54	.463	7-22	.318	15-22	.682	8-32	40	17	13	7	4	8	72
NEW HAMPSHIRE		45		12-53	.226	5-21	.238	16-20	.800	12-22	34	19	8	15	1	3	45
PENN STATE	12/29	84	W	25-59	.424	8-20	.400	26-36	.722	16-34	50	26	12	15	4	1	84
DUQUESNE		74		22-59	.373	9-31	.290	21-29	.724	6-22	28	28	12	10	4	6	74
PENN STATE	1/3	51	L	24-52	.462	3-8	.375	0-1	.000	9-29	38	23	7	15	2	2	51
@ Wisconsin		60		22-57	.386	3-17	.176	13-26	.500	13-19	32	7	10	4	6	7	60
PENN STATE	1/7	51	L	19-60	.317	5-18	.278	8-11	.727	17-18	35	25	10	19	4	4	51
INDIANA		74		22-42	.524	8-16	.500	22-34	.647	7-26	33	18	14	17	2	10	74
PENN STATE	1/10	54	L	18-57	.316	3-15	.200	15-18	.833	15-22	37	23	7	11		2	54
INDIANA		70		22-48	.458	9-22	.409	17-26	.654	8-25	33	16	12	7	7	6	70



#1 • AKOSA MADUEGBUNAM

Fr. • GUARD • 6-1 • 200
 BOSTON, MASS. • CHARLESTOWN HS/WINCENDON SCHOOL
 UNDECIDED



NOTABLE/CAREER HIGHLIGHTS

- Name pronounced: ugh-COE-sa MAD-a-WAY-boo-nam
- Owns a team-best 35-inch vertical
- Parents immigrated to the United States from Nigeria in 1987
- O

2012-13 SEASON HIGHLIGHTS

- Saw the first action of his career with six minutes vs. Akron in the Puerto Rico Tip-Off.
- Scored his first career points with a jumper vs. Delaware State on Dec. 15.

CAREER HIGHS

POINTS:	2
	vs. Delaware State (12/15/12)
REBOUNDS:	2, 2X
	vs. Duquesne (12/29/12)
ASSISTS:	1
	vs. Delaware State (12/15/12)
STEALS:	-
BLOCKS:	-
MINUTES:	6
	vs. Akron (11/18/12)
FIELD GOALS:	1
	vs. Delaware State (12/15/12)
FG ATTEMPTS:	2
	vs. Delaware State (12/15/12)
FG PERCENTAGE:	-
3-POINTERS:	-
3PT ATTEMPTS:	1, 3X
	vs. Delaware State (12/15/12)
3PT PERCENTAGE:	-
FREE THROWS:	2
	vs. Duquesne (12/29/12)
FT ATTEMPTS:	2, 2X
	vs. Duquesne (12/29/12)
FT PERCENTAGE:	-

2012-13 GAME-BY-GAME

OPPONENT	DATE	TOTAL		3-POINT		FREE THROWS		REBOUNDS		PF	A	TO	BLK	STL	PTS
		GS	MIN	FG-FGA	PCT	FG-FGA	PCT	FT-FTA	PCT						
ST. FRANCIS	11/9		DNP												
vs. N.C. State	11/15		DNP												
vs. Providence	11/16		DNP												
vs. Akron	11/18	6	0-0	.000	0-0	.000	0-0	.000	0-0	0	0	0	0	0	0
BC	11/28	1	0-1	.000	0-1	.000	0-0	.000	0-0	0	0	0	0	0	0
PENN	12/1	5	0-0	.000	0-0	.000	0-0	.000	0-0	0	0	0	0	0	0
@La Salle	12/5	3	0-1	.000	0-1	.000	0-0	.000	1-0	1	0	0	0	0	0
ARMY	12/8	1	0-0	.000	0-0	.000	0-0	.000	0-0	0	0	0	0	0	0
DELAWARE ST	12/15	4	1-2	.500	0-1	.000	0-2	.000	0-2	2	1	1	0	0	2
UNH	12/23	4	0-2	.000	0-2	.000	0-0	.000	0-0	0	0	0	0	0	0
DUQUESNE	12/29	1	0-0	.000	0-0	.000	2-2	1.000	1-1	2	0	0	0	0	2
@Wisconsin			DNP												
INDIANA	1/7		DNP												
NWSTERN	1/10	1	0-0	.000	0-0	.000	0-0	.000	0-1	1	0	1	0	0	0

PERSONAL FILE

BIRTHDAY: Nov. 29, 1992
FAMILY: Gina (mother), Judy (sister),
 Duby (brother), Ofili (father) passed
 away in 2002

CAREER STATISTICS

Season	gp-gs	min/avg	Total		3-Point		F-Throws		Rebounds				Scoring							
			fg-fga	pct	fg-fga	pct	ft-fta	pct	off	def	tot	avg	pf	fo	ast	to	blk	stl	pts	avg
2012-13	9-0	26/2.9	1-6	.167	0-5	.000	2-4	.500	2	4	6	0.7	1	0	2	0	0	0	4	0.4
TOTAL	9-0	26/2.9	1-6	.167	0-5	.000	2-4	.500	2	4	6	0.7	1	0	2	0	0	0	4	0.4



#2 • D.J. NEWBILL

RS-So. • GUARD • 6-4 • 205

PHILADELPHIA, PA. • STRAWBERRY MANSION HS • SOUTHERN MISSISSIPPI UNDECIDED



CAREER HIGHS

POINTS:	23
	vs. Duquesne (12/29/12)
REBOUNDS:	16
	vs. UTEP (2/16/11)*
ASSISTS:	7
	vs. Bucknell (11/23/12)
STEALS:	4
	vs. Penn (12/1/12)
BLOCKS:	2
	vs. St. Louis (12/23/10)*
MINUTES:	40, 2X
	last at La Salle (12/5/12)
FIELD GOALS:	8, 2X
	vs. Delaware State (12/15/12)
FG ATTEMPTS:	19
	vs. Northwestern (1/10/13)
FG PERCENTAGE:	.875 (7-8)
	vs. UCF (1/15/11)*
3-POINTERS:	2, 2X
	last vs. BC (11/28/12)
3PT ATTEMPTS:	7
	vs. St. Francis (11/9/12)
3PT PERCENTAGE:	1.000 (2-2)
	vs. Spring Hill (11/27/10)*
FREE THROWS:	12
	vs. Duquesne (12/29/12)
FT ATTEMPTS:	16
	vs. Duquesne (12/29/12)
FT PERCENTAGE:	1.000 (5-5)
	vs. Alcorn State (12/1/10)

* At Southern Mississippi

PERSONAL FILE

BIRTHDAY: May 22, 1992
FAMILY: Towanda Roach (mother),
 passed away Sept. 15, 2012;
 Dominic (brother), Dante (brother),
 Diamond (sister)

NOTABLE/CAREER HIGHLIGHTS

- Earned No. 4 spot on ESPN Sportscenter's plays of the day with a drive and monstrous slam over 6-10 Wisconsin center Jared Berggren (1/3).
- Logged first career 20-point game (20) in a loss to Akron in the Puerto Rico Tip-Off. Now has five on the season.
- Sat out last season after transferring from Southern Miss.
- Cut weight from 225 to 205 for 2012-13 season.
- A 2011 Conference USA All-Freshman Team selection at Southern Miss.
- Started all 32 games as a freshman at Southern Miss, ranked third on the team in scoring (9.2) and second in rebounding (6.2) on team that went 22-10. Shot 53.5%, recorded six double-doubles and led team in rebounding 11 times.
- Posted 15 points and 16 rebounds in win over UTEP.

2012-13 SEASON HIGHLIGHTS

- Hit 9-of-10 at the foul line for 16 points and added seven rebounds in his Penn State debut vs. St. Francis (11/9/12)
- 6-of-12 from the floor for 13 points in a loss to No. 6 NC State.
- Scored 20 points and led Penn State with 5 assists while adding six boards while running the point for most of the game in place of an injured Tim Frazier in the Lions loss to Akron.
- Made his first start at point guard vs. Bucknell and posted a career high seven assists to go with 10 points and seven rebounds in 37 minutes.
- Scored a career-high 22 points on 2-of-3 from three and 8-of-11 from the foul line in a loss to Boston College.
- Led Penn State with 19 points and added six rebounds and five assists in a win over Army.
- Tied his career high with 22 points, including a pair of late layups, one the game winning points, and added five assists and five rebounds in a win over Delaware State.
- Scored a career high 23 points on a career best 12-of-16 at the foul line and added 12 rebounds and five assists for his first double-double at Penn State leading the Lions over Duquesne.
- Had two monstrous dunks and posted 12 points and eight rebounds in a loss at Wisconsin.
- Led Penn State with 20 points vs. Northwestern
- --
- --

2012-13 GAME-BY-GAME

OPPONENT	DATE	GS	MIN	TOTAL			3-POINT		FREE THROWS		REBOUNDS			PF	A	TO	BLK	STL	PTS
				FG-FGA	PCT	FG-FGA	PCT	FT-FTA	PCT	O-D	TOTAL								
ST. FRANCIS	11/9	*	35	3-10	.300	1-7	.142	9-10	.900	2-5	7	2	1	4	0	1	16		
vs. N.C. State	11/15	*	36	6-12	.500	1-3	.333	0-1	.000	2-1	3	3	1	5	0	2	13		
vs. Providence	11/16	*	35	3-5	.600	0-1	.000	3-3	1.000	2-4	6	3	3	4	0	0	9		
vs. Akron	11/18	*	34	8-17	.470	1-3	.333	3-7	.428	3-3	6	4	5	3	0	2	20		
BUCKNELL	11/23	*	37	5-18	.278	0-2	.000	0-4	.000	2-5	7	1	7	4	1	0	10		
BC	11/28	*	36	6-13	.462	2-3	.667	8-11	.727	0-5	5	5	3	6	0	1	22		
PENN	12/1	*	31	5-10	.500	0-1	.000	3-5	.600	1-4	4	3	4	2	0	4	13		
@La Salle	12/5	*	40	5-13	.385	0-1	.000	2-6	.333	1-5	6	2	5	2	0	0	12		
ARMY	12/8	*	35	7-15	.467	0-2	.000	5-7	.714	2-4	6	2	5	4	0	1	19		
DELAWARE ST	12/15	*	34	8-13	.615	1-2	.500	5-6	.833	1-4	5	4	5	3	0	0	22		
UNH	12/23	*	34	2-6	.333	0-2	.000	6-10	.600	1-5	6	2	3	2	1	0	10		
DUQUESNE	12/29	*	39	5-14	.357	1-2	.500	12-16	.750	3-9	12	2	5	4	0	0	23		
@ Wisconsin	1/3	*	34	6-15	.400	0-0	.000	0-0	.000	2-6	8	5	4	5	0	1	12		
INDIANA	1/7	*	38	3-15	.200	0-3	.000	2-3	.667	2-4	6	2	3	5	0	2	8		
NWESTERN	1/10	*	36	6-19	.316	0-3	.000	8-9	.889	3-1	4	4	3	2	0	1	20		

CAREER STATISTICS

Season	gp-gs	min/avg	fg-fga	pct	fg-fga	pct	ft-fta	pct	off	def	tot	avg	pf	fo	ast	to	blk	stl	pts	avg
2010-11*	32-32	977/30.5	100-187	.535	6-14	.429	87-126	.690	97	102	199	6.2	89	2	52	60	3	24	293	9.2
2012-13	15-15	535/35.7	78-195	.400	7-35	.200	66-98	.673	27	65	92	6.1	44	2	57	55	2	15	229	15.3
TOTAL	15-15	535/35.7	78-195	.400	7-35	.200	66-98	.673	27	65	92	6.1	44	2	57	55	2	15	229	15.3
All*	47-47	1512/32.2	178-382	.466	13-49	.265	153-224	.683	124	167	291	6.2	133	4	109	115	5	39	522	11.1

* Statistics from prior team/school



#5 • DONOVON JACK

Fr. • FORWARD • 6-9 • 205
READING, PA. • BERKS CATHOLIC
UNDECIDED

CAREER HIGHS

POINTS: 8
vs. Delaware St. (12/15/12)REBOUNDS: 4
vs. Duquesne (12/29/12)

ASSISTS: -

STEALS: 1
vs. N.C. State (11/15/12)BLOCKS: 1, 2X
Last vs. New Hampshire (12/23/12)MINUTES: 13
vs. New Hampshire (12/23/12)FIELD GOALS: 4
vs. Delaware St. (12/15/12)FG ATTEMPTS: 5
vs. Delaware St. (12/15/12)FG PERCENTAGE: .800 (4-5)
vs. Delaware St. (12/15/12)3-POINTERS: 1
vs. Indiana (1/7/13)3PT ATTEMPTS: 2
vs. Indiana (1/7/13)

3PT PERCENTAGE: -

FREE THROWS: 2, 2X
vs. Indiana (1/7/13)FT ATTEMPTS: 2, 4X
vs. Indiana (1/7/13)

FT PERCENTAGE: -

PERSONAL FILE

BIRTHDAY: Nov. 18, 1993

FAMILY: Donna (mother), Curt (father),
Connor (brother), Casey (brother),
Delaney (sister)Both his father and mother played
collegiate basketball; Donna at Divi-
sion I Manhattan College and Curt at
Muhlenberg College.

NOTABLE/CAREER HIGHLIGHTS

---	---
---	---
---	---
---	---
---	---
---	---

2012-13 SEASON HIGHLIGHTS

■ Scored his first career points with a three-point play in a loss at La Salle on Dec. 5.

■ Posted eight points on 4-of-5 shooting, including six straight points during one stretch, and added three rebounds and block in a win vs. Delaware State.

■ Scored for the second straight game posting six points and tying a career high with three rebounds and a blocked shot in 13 minutes vs. New Hampshire.

2012-13 GAME-BY-GAME

OPPONENT	DATE	GS	MIN	TOTAL		3-POINT		FREE THROWS		REBOUNDS		PF	A	TO	BLK	STL	PTS
				FG-FGA	PCT	FG-FGA	PCT	FT-FTA	PCT	O-D	TOTAL						
ST. FRANCIS	11/9		DNP														
vs. N.C. State	11/15	6	0-0	.000	0-0	.000	0-0	.000	0-0	0-1	1	1	0	0	0	1	0
vs. Providence	11/16		DNP														
vs. Akron	11/18	2	0-1	.000	0-0	.000	0-0	.000	0-0	0	0	0	0	0	0	0	0
BC	11/28	2	0-0	.000	0-0	.000	0-0	.000	0-0	0	1	0	0	0	0	0	0
PENN	12/1	1	0-0	.000	0-0	.000	0-0	.000	0-0	0	0	0	0	0	0	0	0
@La Salle	12/5	5	1-1	1.000	0-0	.000	1-1	1.000	0-0	0	0	0	0	0	0	0	3
ARMY	12/8	6	0-1	.000	0-0	.000	0-0	.000	0-0	0	1	0	1	0	0	0	0
DELAWARE ST	12/15	12	4-5	.800	0-0	.000	0-2	.000	1-2	3	3	0	0	1	0	0	8
UNH	12/23	13	2-2	1.000	0-0	.000	2-2	1.000	0-3	3	2	0	0	1	0	0	6
DUQUESNE	12/29	9	1-2	.500	0-0	.000	1-2	.500	2-2	4	0	0	1	0	0	0	3
@Wisconsin	1/3	8	0-1	.000	0-0	.000	0-0	.000	0-2	2	2	0	0	0	0	0	0
INDIANA	1/7	8	1-2	.500	1-2	.500	2-2	1.000	1-1	2	2	0	1	0	0	0	5
NWESTERN	1/10	5	0-1	.000	0-0	.000	0-0	.000	1-0	1	0	0	0	0	0	0	0

CAREER STATISTICS

Season	gp-gs	min/avg	Total		3-Point		F-Throws		Rebounds				Scoring							
			fg-fga	pct	fg-fga	pct	ft-fta	pct	off	def	tot	avg	pf	fo	ast	to	blk	stl	pts	avg
2012-13	12-0	77/6.4	9-16	.563	1-2	.500	6-9	.667	5	11	16	1.3	12	0	0	3	2	2	25	2.1
TOTAL	12-0	77/6.4	9-16	.563	1-2	.500	6-9	.667	5	11	16	1.3	12	0	0	3	2	2	25	2.1



#10 • BRANDON TAYLOR

Fr. • FORWARD • 6-7 • 235
 TABERNACLE, N.J. • TRENTON CATHOLIC
 UNDECIDED



NOTABLE/CAREER HIGHLIGHTS

- Made his first career start vs. Bucknell (11/23) and scored 16 points.
- --
- --
- --
- --
- --

- --
- --
- --

2012-13 SEASON HIGHLIGHTS

- Scored his first career points logging two in 11 minutes of action vs. No. 6 N.C. State in Puerto Rico.
- Posted a career high 10 points on 2-of-4 from three and added three rebounds and a block in 22 minutes of a loss to Akron in Puerto Rico.
- Scored 16 points in just 20 minutes of action going 4-of-8 from three in his first career start vs. Bucknell (11/23)
- Scored all 11 of his points in the first half, hitting 3-of-4 from three in the half to help the Lions to a 31-22 halftime lead vs. Penn. Added a career high seven rebounds.
- Scored 14 points on 2-of-4 from three in a victory over Army
- --

CAREER HIGHS

POINTS:	16
	vs. Bucknell (11/23/12)
REBOUNDS:	7
	vs. Penn (12/1/12)
ASSISTS:	1, 2X
	vs. Indiana (1/7/13)
STEALS:	1, 3X
	vs. Duquesne (12/29/12)
BLOCKS:	1, 3X
	Last, vs. Army (12/8/12)
MINUTES:	31
	vs. Penn (12/1/12)
FIELD GOALS:	6
	vs. Bucknell (11/23/12)
FG ATTEMPTS:	11
	vs. Bucknell (11/23/12)
FG PERCENTAGE:	.666 (4-6)
	vs. Akron (11/18/12)
3-POINTERS:	4
	vs. Bucknell (11/23/12)
3PT ATTEMPTS:	8
	vs. Bucknell (11/23/12)
3PT PERCENTAGE:	.500 (4-8)
	vs. Bucknell (11/23/12)
FREE THROWS:	1
	vs. BC (11/28/12)
FT ATTEMPTS:	2, 5X
	last vs. Duquesne (12/29/12)
FT PERCENTAGE:	-
	-

2012-13 GAME-BY-GAME

OPPONENT	DATE	GS	MIN	TOTAL		3-POINT		FREE THROWS		REBOUNDS		PF	A	TO	BLK	STL	PTS
				FG-FGA	PCT	FG-FGA	PCT	FT-FTA	PCT	O-D	TOTAL						
ST. FRANCIS	11/9		5	0-2	.000	0-1	.000	0-0	.000	1-1	2	1	0	0	0	0	0
vs. N.C. State	11/15		11	1-3	.333	0-2	.000	0-0	.000	1-1	2	4	0	0	0	0	2
vs. Providence	11/16		18	2-3	.666	0-0	.000	0-0	.000	1-1	2	2	0	1	1	0	4
vs. Akron	11/18		22	4-6	.666	2-4	.500	0-0	.000	1-2	3	3	1	1	1	0	10
BUCKNELL	11/23	*	20	6-11	.545	4-8	.500	0-0	.000	0-3	3	4	0	1	0	0	16
BC	11/28	*	23	1-2	.500	0-1	.000	1-2	.500	0-2	2	5	0	1	0	1	3
PENN	12/1	*	31	3-7	.429	3-6	.500	2-2	1.000	1-6	7	3	0	2	0	0	11
@ La Salle	12/5	*	15	1-4	.250	1-4	.250	0-0	.000	1-4	5	2	1	2	0	0	3
ARMY	12/8	*	26	5-10	.500	2-4	.500	2-2	1.000	1-3	4	3	0	1	1	0	14
DELAWARE ST	12/15	*	33	2-7	.286	1-4	.250	2-2	1.000	0-4	4	1	1	2	2	1	7
UNH	12/23	*	27	4-9	.444	2-5	.400	0-1	.000	1-4	5	2	1	2	1	0	10
DUQUESNE	12/29	*	28	2-7	.286	2-6	.333	2-2	1.000	1-3	4	4	0	0	0	1	8
@ Wisconsin	1/3	*	28	3-6	.500	2-3	.667	0-1	.000	0-2	2	3	0	2	0	0	8
INDIANA	1/7	*	13	1-4	.250	1-3	.333	1-2	.500	1-1	2	5	1	1	0	0	4
NWESTERN	1/10	*	20	1-6	.167	0-2	.000	0-0	.000	1-4	5	4	0	3	0	0	2

PERSONAL FILE

BIRTHDAY: Aug. 1, 1994
FAMILY: Audrey (mother), Byron (father), Jayson (brother).
 His cousin, Tiffany Stansbury, was a two-time All-ACC selection at N.C. State. His uncle, Terence Stansbury, played at Temple and three seasons in the NBA.

CAREER STATISTICS

Season	gp-gs	min/avg	Total		3-Point		F-Throws		Rebounds				Scoring							
			fg-fga	pct	fg-fga	pct	ft-fta	pct	off	def	tot	avg	pf	fo	ast	to	blk	stl	pts	avg
2012-13	15-11	320/21.3	36-87	.414	20-53	.377	10-14	.714	11	41	52	3.5	46	2	5	19	6	3	102	6.8
TOTAL	15-11	320/21.3	36-87	.414	20-53	.377	10-14	.714	11	41	52	3.5	46	2	5	19	6	3	102	6.8



#11 • JERMAINE MARSHALL

RS-Jr. • GUARD • 6-4 • 205
 ETTERS, PA. • RED LAND
 HUMAN DEVELOPMENT & FAMILY STUDIES



NOTABLE/CAREER HIGHLIGHTS

- █ Posted a career-best streak of 7-straight double-figure scoring games in Big Ten play last year.
- █ 20 double-digit scoring games in 2011-12, including career-high 27 in final regular season game vs. Michigan.
- █ FOUR 20-point games in 2011-12
- █ SECOND leading scorer on team (10.9 ppg) in 2011-12
- █ Led team with 43 threes, second with 32 steals in 2011-12.
- █ Missed senior year of high school with a torn patella tendon.
- █ Redshirted freshman season as he rehabbed the knee injury and added 15 pounds of muscle.
- █ --
- █ --

2012-13 SEASON HIGHLIGHTS

- █ Posted 11 points and eight rebounds in a loss to No. 6 N.C. State in Puerto Rico.
- █ Led the team with 17 points, 15 in the second half, in a 60-57 come-from-behind victory over Bucknell.
- █ Led Penn State with 25 points, including 11 in a late 18-1 run that cut a 20-point lead to three, in a loss to Boston College.
- █ Led Penn State with 18 points on 9-of-10 from the free throw line, equaling a career most free throws made.
- █ Led Penn State in scoring for the fourth straight game with 19 points vs. La Salle.
- █ Posted career highs with four assists and four steals and added 16 points while spending a great deal of time a point guard in a win over Army.
- █ Posted a career high five assists to go with 15 points while splitting time at point guard in a career-most 42 minutes of action in a victory over Delaware State. Hit a big three to tie the game late in overtime.
- █ Led Penn State in scoring for the fifth time on the year with 15 points and added a career high five steals in just 24 minutes vs. New Hampshire. Equaled a career best 3-of-5 from three.
- █ Led Penn State with 19 points on 9-of-14 shooting in a loss at Wisconsin (1/3). Back-to-back jumpers brought Penn State within one with 2:52 to play.

CAREER HIGHS

POINTS:	27
	vs. Michigan (3/4/12)
REBOUNDS:	9
	vs. Lafayette (12/7/11)
ASSISTS:	5
	vs. Delaware St. (12/15/12)
STEALS:	5
	vs. New Hampshire (12/23/12)
BLOCKS:	3, 2X
	2x, last vs. Illinois (1/19/12)
MINUTES:	42
	vs. Delaware St. (12/15/12)
FIELD GOALS:	10
	vs. Michigan (3/4/12)
FG ATTEMPTS:	19
	vs. Minnesota (1/15/12)
FG PERCENTAGE:	.643 (9-14)
	@ Wisconsin (1/3/13)
3-POINTERS:	4
	vs. Michigan (3/4/12)
3PT ATTEMPTS:	12
	vs. Providence (11/16/12)
3PT PERCENTAGE:	60.0 (3-5), 2X
	last vs. New Hampshire (12/23/12)
FREE THROWS:	9, 2X
	last vs. Penn (12/1/12)
FT ATTEMPTS:	11, 3X
	vs. Bucknell (11/23/12)
FT PERCENTAGE:	1.000 (4-4)
	vs. Indiana (1/8/12)
	.900 (9-10)
	vs. Penn (12/1/12)

2012-13 GAME-BY-GAME

OPPONENT	DATE	GS	MIN	TOTAL		3-POINT		FREE THROWS		REBOUNDS		PF	A	TO	BLK	STL	PTS
				FG-FGA	PCT	FG-FGA	PCT	FT-FTA	PCT	O-D	TOTAL						
ST. FRANCIS	11/9	*	33	4-8	.500	1-5	.200	0-0	.000	1-5	6	4	1	3	0	2	9
vs. N.C. State	11/15	*	34	4-12	.333	1-7	.142	2-3	.666	1-7	8	1	0	2	1	2	11
vs. Providence	11/16	*	34	4-18	.222	3-12	.250	2-2	1.000	0-5	5	4	0	3	0	3	13
vs. Akron	11/18	*	37	3-11	.272	2-7	.285	0-1	.000	0-3	3	5	2	3	0	1	8
BUCKNELL	11/23	*	33	4-11	.364	2-3	.667	7-11	.636	0-5	5	3	0	2	0	4	17
BC	11/28	*	28	8-13	.615	3-7	.429	6-8	.750	0-2	2	4	2	4	0	1	25
PENN	12/1	*	39	4-10	.400	1-4	.250	9-10	.900	0-3	3	3	3	3	1	1	18
@La Salle	12/5	*	37	6-12	.500	2-4	.500	5-6	.833	1-1	2	5	3	4	0	2	19
ARMY	12/8	*	39	6-10	.600	1-3	.333	3-4	.750	2-4	6	3	4	5	0	4	16
DELAWARE ST.	12/15	*	42	4-13	.308	3-7	.429	4-7	.571	1-6	7	2	5	2	1	0	15
UNH	12/23	*	24	6-12	.500	3-5	.600	0-0	.000	0-4	4	3	3	1	0	5	15
DUQUESNE	12/29	*	28	2-10	.200	0-4	.000	5-6	.833	0-3	3	5	4	5	1	0	9
@ Wisconsin	1/3	*	35	9-14	.643	1-3	.333	0-0	.000	0-3	3	3	2	4	1	1	19
INDIANA	1/7	*	39	5-11	.455	1-3	.333	0-0	.000	1-6	7	2	3	4	1	0	11
NWESTERN	1/10	8	33	4-12	.333	2-6	.333	3-3	1.000	0-0	0	4	2	1	1	0	13

PERSONAL FILE

BIRTHDAY: Nov. 7, 1990
FAMILY: Jacke (mother), Jerome (father); Curtis (brother), Taehee (brother)

CAREER STATISTICS

Season	gp-gs	min/avg	Total		3-Point		F-Throws		Rebounds				Scoring							
			fg-fga	pct	fg-fga	pct	ft-fta	pct	off	def	tot	avg	pf	fo	ast	to	blk	stl	pts	avg
2010-11	1-0	2/2.0	0-0	.000	0-0	.000	0-0	.000	0	0	0	0.0	0	0	1	2	0	0	0	0.0
2011-12	31-17	839/27.1	114-294	.388	43-132	.326	65-87	.747	24	102	126	4.1	82	2	34	57	16	32	336	10.8
2012-13	15-15	515/34.3	73-177	.412	26-80	.325	46-61	.754	7	57	64	4.3	51	3	34	48	7	26	218	14.5
TOTAL	47-32	1356/28.9	187-471	.397	69-212	.325	111-148	.750	31	159	190	4.0	133	5	69	107	23	58	554	11.8



#14 • KEVIN MONTMINY

So. • GUARD • 6-3 • 185
 PENNS VALLEY AREA HS/CENTRE HALL, PA.
 FINANCE



NOTABLE/CAREER HIGHLIGHTS

- Walk-on who grew up 20 minutes from the Penn State campus.
- Posted a 4.0 GPA in the 2012 fall semester to earn Dean's List honors.
- A member of Penn State's Schreyer Honors College.

2012-13 SEASON HIGHLIGHTS

- Played eight minutes in a win vs. New Hampshire and hit a late three to push the Lions over 70 points.
- Played a career high 12 minutes in a loss to Northwestern scoring three points and adding two rebounds.

CAREER HIGHS

POINTS:	3, 2X
	last vs. Northwestern (1/10/13)
REBOUNDS:	2, 2X
	last vs. Northwestern (1/10/13)
ASSISTS:	0
	-
STEALS:	0
	-
BLOCKS:	0
	-
MINUTES:	12
	vs. Northwestern (1/10/13)
FIELD GOALS:	1, 2X
	last vs. Northwestern (1/10/13)
FG ATTEMPTS:	3
	vs. Northwestern (1/10/13)
FG PERCENTAGE:	-
	-
3-POINTERS:	1
	vs. New Hampshire (12/23/12)
3PT ATTEMPTS:	2
	vs. New Hampshire (12/23/12)
3PT PERCENTAGE:	50.0 (1-2)
	vs. New Hampshire (12/23/12)
FREE THROWS:	1, 2X
	last vs. Northwestern (1/10/13)
FT ATTEMPTS:	3
	vs. Duquesne
FT PERCENTAGE:	-
	-

2012-13 GAME-BY-GAME

OPPONENT	DATE	GS	MIN	TOTAL		3-POINT		FREE THROWS		REBOUNDS		PF	A	TO	BLK	STL	PTS
				FG-FGA	PCT	FG-FGA	PCT	FT-FTA	PCT	O-D	TOTAL						
ST. FRANCIS	11/9	0	0-0	.000	0-0	.000	0-0	.000	0-0	0	0	0	0	0	0	0	0
vs. N.C. State	11/15	DNP															
vs. Providence	11/16	DNP															
vs. Akron	11/18	1	0-1	.000	0-1	.000	0-0	.000	1-0	1	0	0	0	0	0	0	0
BUCKNELL	11/23	DNP															
BC	11/28	0	0-0	.000	0-0	.000	0-0	.000	0-0	0	0	0	0	0	0	0	0
PENN	12/1	DNP															
@La Salle	12/5	DNP															
ARMY	12/8	0	0-0	.000	0-0	.000	0-0	.000	0-0	0	0	0	0	0	0	0	0
DELAWARE ST.	12/15	0	0-0	.000	0-0	.000	0-0	.000	0-0	0	0	0	0	0	0	0	0
UNH	12/23	8	1-3	.333	1-2	.500	0-0	.000	0-2	2	0	0	0	0	0	0	3
DUQUESNE	12/29	4	0-1	.000	0-1	.000	1-3	.333	0-0	0	1	0	0	0	0	0	1
@ Wisconsin	1/3	DNP															
INDIANA	1/7	1	0-0	.000	0-0	.000	0-0	.000	0-0	0	0	0	0	0	0	0	0
NWESTERN	1/10	12	1-1	1.000	0-0	.000	1-1	1.000	2-0	2	1	0	0	0	0	0	3

PERSONAL FILE

BIRTHDAY: May 21, 1993
FAMILY: Mary (mother), Peter (father);
 sisters: Jenny, Sarah & Hannah

CAREER STATISTICS

Season	gp-gs	min/avg	Total		3-Point		F-Throws		Rebounds				Scoring							
			fg-fga	pct	fg-fga	pct	ft-fta	pct	off	def	tot	avg	pf	fo	ast	to	blk	stl	pts	avg
2011-12	9-0	10/1.1	1-2	.500	0-1	.000	0-0	.000	1	0	1	0.1	0	0	0	0	0	0	2	0.2
2012-13	9-0	26/2.9	2-6	.333	1-4	.250	2-4	.500	3	2	5	0.6	2	0	0	0	0	0	7	0.8
TOTAL	18-0	36/2.0	3-8	.375	1-5	.200	2-4	.500	4	2	6	0.3	2	0	0	0	0	0	9	0.5



#20 • NICK COLELLA

Sr. • GUARD • 6-3 • 195

NEW CASTLE, PA. • NEW CASTLE HS/PENN STATE - BEHREND

KINESIOLOGY



NOTABLE/CAREER HIGHLIGHTS

- Placed on scholarship for his final season.
- Started six-straight games in Big Ten play in 2011-12
- Played two seasons playing at Penn State-Behrend (Erie, Pa.) campus before transferring to the main campus. Behrend is an NCAA Division III school
- Averaged 9.8 ppg and 4.4 rpg playing in 16 games as a sophomore at Penn State - Behrend.
- Career-high at Behrend was 15 points against Allegheny Col-

lege

- Made Penn State team through the walk-on tryout process in October 2010. Redshirted first season at main campus.

- Spent approximately a month of his first semester at Penn State main campus as a practice player with the Penn State Lady Lion team.

2012-13 SEASON HIGHLIGHTS

- Hit 3-of-5 from three for a season high nine points in a victory over Army. The three treys and his 3-of-5 performance tied a career high.

- Hit a pair of threes and logged six points while playing 35 minutes in a victory over Delaware State.

- Made his seventh career start and posted career highs with three assists and three steals to go with six points in a victory over New Hampshire.

- Scored a career high 15 points on a career-best 5-of-7 from three and tied a career high with four rebounds in helping lead Penn State over Duquesne.

CAREER HIGHS

POINTS: 15

vs. Duquesne (12/29/12)

REBOUNDS: 4, 5X

last vs. Duquesne (12/29/12)

ASSISTS: 3, 3X

vs. Indiana (1/7/13)

STEALS: 3

vs. New Hampshire (12/23/12)

BLOCKS: 1

vs. Radford (11/14/11)

MINUTES: 37

@ Michigan St. (2/8/12)

FIELD GOALS: 5

vs. Duquesne (12/29/12)

FG ATTEMPTS: 12

vs. Nebraska (2/11/12)

FG PERCENTAGE: .714 (5-7)

vs. Duquesne (12/29/12)

3-POINTERS: 5

vs. Duquesne (12/29/12)

3PT ATTEMPTS: 11

vs. Nebraska (2/11/12)

3PT PERCENTAGE: .714 (5-7)

vs. Duquesne (12/29/12)

FREE THROWS: 4

vs. Iowa (2/16/12)

FT ATTEMPTS: 4

vs. Iowa(2/16/12)

FT PERCENTAGE: 1.000 (4-4)

vs. Iowa (2/16/12)

PERSONAL FILE

BIRTHDAY: Nov. 10, 1989

FAMILY: Linda (mother), David (father);

Brothers: David Jr. & Michael

2012-13 GAME-BY-GAME

OPPONENT	DATE	GS	MIN	TOTAL		3-POINT		FREE THROWS		REBOUNDS		PF	A	TO	BLK	STL	PTS
				FG-FGA	PCT	FG-FGA	PCT	FT-FTA	PCT	O-D	TOTAL						
ST FRANCIS	11/9	22	1-5	.200	1-5	.200	0-0	.000	2-1	3	2	0	1	0	1	3	
vs. N.C. State	11/15	11	0-0	.000	0-0	.000	0-0	.000	0-0	0	0	0	0	0	0	0	
vs. Providence	11/16	16	0-4	.000	0-4	.000	0-0	.000	0-0	0	0	0	0	0	1	0	
vs. Akron	11/18	23	2-3	.666	2-3	.666	0-0	.000	0-0	0	3	0	1	0	0	6	
BUCKNELL	11/23	17	0-4	.000	0-4	.000	0-0	.000	1-0	1	2	0	0	0	0	0	
BC	11/28	28	1-5	.200	1-5	.200	0-0	.000	0-4	4	4	1	0	0	2	3	
PENN	12/1	31	2-5	.400	1-4	.250	0-0	.000	1-3	4	3	1	1	0	1	5	
@ La Salle	12/5	23	0-3	.000	0-2	.000	0-0	.000	0-1	1	3	1	0	0	0	0	
ARMY	12/8	27	3-5	.600	3-5	.600	0-0	.000	1-3	4	3	1	2	0	1	9	
DELAWARE ST	12/15	35	2-5	.400	2-3	.667	0-0	.000	1-2	3	2	1	2	0	1	6	
UNH	12/23 *	29	2-6	.333	1-5	.200	1-1	1.000	0-1	1	3	3	0	0	3	6	
DUQUESNE	12/29	24	5-7	.714	5-7	.714	0-0	.000	0-4	4	5	1	0	0	0	15	
@ Wisconsin	1/3	24	0-2	.000	0-2	.000	0-0	.000	0-3	3	1	1	1	0	0	0	
INDIANA	1/7	17	0-2	.000	0-2	.000	0-0	.000	0-1	1	2	3	3	0	0	0	
NWESTERN	1/10	28	1-4	.250	1-3	.333	0-0	.000	1-2	3	4	1	0	0	1	3	

CAREER STATISTICS

Season	gp-gs	min/avg	Total		3-Point		F-Throws		Rebounds				Scoring							
			fg-fga	pct	fg-fga	pct	ft-fa	pct	off	def	tot	avg	pf	fo	ast	to	blk	stl	pts	avg
2011-12	26-6	387/14.9	22-85	.259	17-70	.243	10-12	.833	5	29	34	1.3	28	0	13	11	4	9	71	2.7
2012-13	15-1	355/23.7	19-60	.317	17-54	.315	1-1	1.000	7	25	32	2.1	37	1	14	11	0	11	56	3.7
TOTAL	41-7	742/18.1	41-145	.283	34-124	.274	11-13	.846	12	54	66	1.6	65	1	27	22	4	20	127	3.1



#21 • SASA BOROVNJAK

Sr. • FORWARD • 6-9 • 240
 BELGRADE, SERBIA • VERITAS CHRISTIAN (N.C.)
 MARKETING



NOTABLE/CAREER HIGHLIGHTS

- Career best three straight double-figure scoring games to close out the non-conference season.
- Made the decision to make this his final collegiate season in December. Could have applied for a fifth year of eligibility after missing entire 2010-11 season with a knee injury.
- Led Penn State shooting 56% in 2011-12
- Played in 18 games as a true-freshman
- Suffered a torn ACL in right knee on the first day of pre-season practice of the 2010-11 season and redshirted the year.
- 3.2 grade-point average
- 23 years old

2012-13 SEASON HIGHLIGHTS

- Played his best game of the season logging a career best eight rebounds to go with eight points (all in the first half) in a loss vs. La Salle.
- Posted one of the best games of his Penn State career logging 14 points on a career-best 8-of-10 at the foul line and tying career highs with eight rebounds and two assists in a career-most 37 minutes in a victory over Delaware State.
- Posted his first career back-to-back double-digit scoring games logging 11 points and four rebounds vs. New Hampshire.
- Posted his third straight double-digit scoring game with 14 points on 7-of-9 shooting in a win vs. Duquesne.

- --
- --
- --
- --
- --
- --
- --
- --
- --
- --
- --
- --
- --
- --

CAREER HIGHS

POINTS:	15
	vs. Ole Miss (12/4/11)
Rebounds:	8, 2X
	last vs. Delaware St. (12/15/12)
Assists:	2, 2X
	last vs. Delaware St. (12/15/12)
Blocks:	2, 2X
	last vs. Duquesne (12/29/12)
Minutes:	37
	vs. Delaware St. (12/15/12)
Steals:	2, 2X
	last vs. BC (11/30/11)
Field Goals:	7, 2X
	last vs. Duquesne (12/29/12)
Field goal Attempts:	8
	vs. LIU (11/16/11)
Field goal Percentage:	1.000 (7-7)
	vs. Ole Miss (12/4/11)
3-Pointers Made:	0
3-Point Attempts:	1
	vs. Akron (11/18/12)
3-Point Percentage:	N/A
Free Throws Made:	8
	vs. Delaware St. (12/15/12)
Free throw Attempts:	10
	vs. Delaware St. (12/15/12)
Free Throw Percentage:	.800 (8-10)
	vs. Delaware St. (12/15/12)

2012-13 GAME-BY-GAME

OPPONENT	DATE	TOTAL		3-POINT		FREE THROWS		REBOUNDS					PF	A	TO	BLK	STL	PTS
		GS	MIN	FG-FGA	PCT	FG-FGA	PCT	FT-FTA	PCT	O-D	TOTAL							
ST. FRANCIS	11/9	10	1-1	1.000	0-0	.000	0-0	.000	0-2	2	3	0	1	0	0	0	2	
vs. N.C. State	11/15	11	0-0	.000	0-0	.000	0-0	.000	0-3	3	2	0	1	0	0	0		
vs. Providence	11/16	28	2-2	1.000	0-0	.000	0-2	.000	2-2	4	5	0	2	0	0	4		
vs. Akron	11/18	9	0-2	.000	0-1	.000	0-0	.000	0-1	1	2	0	0	0	0	0		
BUCKNELL	11/23	25	3-4	.750	0-0	.000	0-3	.000	3-1	4	1	1	0	0	2	6		
BC	11/28	21	0-4	.000	0-0	.000	0-0	.000	2-1	3	2	0	1	2	0	0		
PENN	12/1	16	0-3	.000	0-0	.000	0-0	.000	0-0	0	1	0	1	0	0	0		
@ La Salle	12/5	26	3-4	.750	0-0	.000	2-3	.667	4-4	8	3	0	1	0	0	8		
ARMY	12/8	* 15	2-3	.667	0-0	.000	0-0	.000	2-1	3	4	1	0	0	0	4		
DELAWARE ST	12/15	* 37	3-4	.750	0-0	.000	8-10	.800	2-6	8	3	2	0	1	0	14		
UNH	12/23	* 21	4-7	.571	0-0	.000	3-4	.750	1-3	4	1	1	0	1	0	11		
DUQUESNE	12/29	* 25	7-9	.778	0-0	.000	0-1	.000	3-2	5	4	0	1	2	0	14		
@ Wisconsin	1/3	* 25	4-7	.571	0-0	.000	0-0	.000	0-0	0	5	0	0	0	0	8		
INDIANA	1/7	* 20	2-3	.667	0-0	.000	1-1	1.000	3-0	3	3	0	1	1	0	5		
NWESTERN	1/10	* 26	2-5	.400	0-0	.000	3-5	.600	3-2	5	3	0	3	0	0	7		

PERSONAL FILE

BIRTHDAY: July 30, 1989
FAMILY: Jasmenka (mother); Zoran (father); Brother: Dejan

CAREER STATISTICS

Season	gp-gs	min/avg	Total		3-Point		F-Throws		Rebounds				Scoring							
			fg-fga	pct	fg-fga	pct	ft-fa	pct	off	def	tot	avg	pf	fo	ast	to	blk	stl	pts	avg
2009-10	18-0	123/6.8	10-23	.435	0-0	.000	12-14	.857	5	15	20	1.1	15	0	4	2	0	1	32	1.8
2011-12	32-7	559/17.5	60-106	.566	0-1	.000	18-37	.486	44	56	100	3.1	56	1	4	28	5	10	138	4.3
2012-13	15-7	315/21.0	33-58	.569	0-1	.000	17-29	.586	25	28	53	3.5	42	2	5	12	8	2	83	5.5
TOTAL	65-14	997/15.3	103-187	.551	0-2	.000	47-80	.588	74	99	173	2.7	113	3	13	42	13	13	253	3.9



#23 • TIM FRAZIER

Sr. • GUARD • 6-1 • 170
HOUSTON, TEXAS • STRAKE JESUIT
SUPPLY CHAIN & INFORMATION SYSTEMS

CAREER

DOUBLE-DOUBLES: 6	10+ ASSISTS: 3
20-POINT GAMES: 20	5+ ASSISTS: 34
30-POINT GAMES: 1	3+ STEALS: 14
DOUBLE-DIGITS: 43	40-MINUTES: 9



NOTABLE/CAREER HIGHLIGHTS

- Earned Dean's List honors after posting better than a 3.5 GPA in the 2012 fall semester.
- Wooden Award Preseason Top 50 Candidate
- 2012 Preseason All-Big Ten
- 2012 First-team All-Big Ten Selection
- 2ND the Big Ten in scoring (18.8), 1st in assists (6.2), 2nd in steals (2.4), led the Lions in scoring, rebounds, assists and steals in 2011-12.
- 14th in NCAA in assists in 2011-12.
- Set Penn State season assist mark with 198 in 2011-12.
- 17 20-point games (12 in conference play) ranked FIFTH among Big Six Conference players in 2011-12.
- ONLY PLAYER in NCAA Div. I to average at least 17 points and 6 assists per game in 2011-12.
- Led the nation accounting for 58% of his team's offense in 2011-12 (field goals and assists).
- 1,035 career points rank 24th all-time at Penn State.
- 459 career assists rank 6th all-time in Penn State history.
- 143 career steals rank 8th all-time at Penn State.
- Had played in every game the last three seasons prior to his injury on Nov. 18 vs. Akron
- 3.2 grade-point average in Supply Chain Management.

RECENT GAME HIGHLIGHTS

- Posted career highs with 17 free throws on 18 free throw attempts (.944) for a team-high 23 points and added six assists in season-opening win over St. Francis (11/9).
- Led Penn State with 23 points going 10-of-11 at the foul line and added five rebounds and three steals in a loss to No. 6 N.C. State in Puerto Rico
- Played all 45 minutes of an overtime win over Providence in the Puerto Rico Tip-Off leading Penn State with 19 points, nine rebounds, seven assists and four steals.
- Suffered a season-ending injury to his left achilles tendon at the 14:30 mark of the first of the Lions' third game of the Puerto Rico Tip-Off vs. Akron on Nov. 18 and did not return, breaking a string of 25-straight double-digit scoring games. Had led Penn State in scoring in 28 of the previous 35 games

CAREER HIGHS

POINTS:	30
	vs. Nebraska (1/12/12)
REBOUNDS:	11, 2X
	last vs. Cornell (12/21)
ASSISTS:	11
	vs. YSU (11/23/11)
STEALS:	6
	vs. Nebraska (1/12/12)
BLOCKS:	1, 13X
	last vs. Indiana (B1G) (3/8/12)
MINUTES:	45
	vs. Providence (11/16/12)
FIELD GOALS:	10, three times
	last @ Purdue (2/29/12)
FG ATTEMPTS:	24
	vs. Indiana (B1G) (3/8/12)
FG PERCENTAGE:	.778 (7-9)
	vs. Nebraska (2/11/12)
	.833 (5-6)
	vs. Temple (NCAA) (3/17/11)
3-POINTERS:	4, 2X
	last vs. Indiana (B1G) (3/8/12)
3PT ATTEMPTS:	6, 2X
	last vs. Indiana (B1G) (3/8/12)
3PT PERCENTAGE:	80.0 (4-5)
	vs. Robert Morris (11/16/09)
FREE THROWS:	17
	vs. St. Francis (11/9/12)
FT ATTEMPTS:	18
	vs. St. Francis (11/9/12)
FT PERCENTAGE:	1.000 (8-8)
	vs. Nebraska (2/11/12)
	.944 (17-18)
	vs. St. Francis (11/9/12)

2012-13 GAME-BY-GAME

OPPONENT	DATE	GS	MIN	TOTAL		3-POINT		FREE THROWS		REBOUNDS		PF	A	TO	BLK	STL	PTS
				FG-FGA	PCT	FG-FGA	PCT	FT-FTA	PCT	O-D	TOTAL						
ST. FRANCIS	11/9	*	39	3-9	.333	0-3	.000	17-18	.944	0-4	4	3	6	3	1	2	23
vs. N.C. State	11/15	*	40	6-20	.300	1-5	.200	10-11	.909	3-2	5	1	2	4	0	3	23
vs. Providence	11/16	*	45	6-13	.461	1-3	.333	6-10	.600	6-3	9	3	7	4	0	4	19
vs. Akron	11/18	*	6	0-0	.000	0-0	.000	0-0	.000	0-0	0	1	0	1	0	0	6

PERSONAL FILE

BIRTHDAY:	Nov. 1, 1990
FAMILY:	Janice (mother), Billy (father), William (brother), Krystal (sister)

CAREER STATISTICS

Season	gp-gs	min/avg	Total		3-Point		F-Throws		Rebounds				Scoring							
			fg-fga	pct	fg-fga	pct	ft-fta	pct	off	def	tot	avg	pf	fo	ast	to	blk	stl	pts	avg
2009-10	31-10	570/18.4	51-132	.386	9-24	.375	43-64	.672	11	61	72	2.3	64	0	73	52	2	23	154	5.0
2010-11	34-33	1048/30.8	71-165	.430	11-32	.344	61-81	.753	21	111	132	3.9	89	1	173	82	4	35	214	6.3
2011-12	32-32	1188/37.1	208-497	.419	27-86	.314	159-201	.791	44	106	150	4.7	94	1	198	117	7	76	602	18.8
2012-13	4-4	130/32.5	15-42	.357	2-11	.182	33-39	.846	9	9	18	4.5	8	0	15	12	1	9	65	16.3
TOTAL	101-79	2936/29.1	345-836	.413	49-153	.320	296-385	.769	85	287	372	3.7	255	2	459	263	14	143	1035	10.2



#25 • JON GRAHAM

R-SO. • FORWARD • 6-8 • 225
BALTIMORE, MD. • CALVERT HALL
RECREATION, PARKS & TOURISM MANAGEMENT



NOTABLE/CAREER HIGHLIGHTS

■ The son of Maryland (1978-81) great and former Philadelphia 76er (1981 3rd round draft pick) Ernest Graham, who ranks among the top 15 all-time in scoring (1,6017) and assists (346) in Terrapin history and still holds Maryland's single game scoring mark with 44 vs. N.C. State in 1978.
■ Calvert Hall's second all-time leading scorer with 1,670 points
■ Added 30 pounds of muscle during his redshirt season and

subsequently shed 15 pounds prior to the 2012-13 season go from 240 to 225 playing weight.

- --
- --
- --
- --
- --

2012-13 SEASON HIGHLIGHTS

■ Tied a career high with 10 rebounds in a loss to No. 6 N.C. State in the Puerto Rico Tip-Off.
■ His defense helped hold Bucknell leading scorer Mike Muscala (17.7) to 10 points on 2-of-4 shooting in a victory over the Bison.
■ Tied a career high with three blocks vs. Penn while helping to hold Quaker leading scorer Fran Dougherty (18.6) to seven points on 3-of-8 shooting in a 58-47 win.

CAREER HIGHS

POINTS:	10, 2X
	last vs. Northwestern (2/25/12)
REBOUNDS:	10, 2X
	vs. N.C. State (11/15/12)
ASSISTS:	1, 6X
	last, vs. Indiana (BTT), 3/8/12)
STEALS:	2, 2X
	Last, vs. Wisconsin (1/31/12)
BLOCKS:	3, 2X
	vs. Penn (12/1/12)
MINUTES:	35
	@ Wisconsin (2/19/12)
FIELD GOALS:	5
	vs. Northwestern (2/25/12)
FG ATTEMPTS:	9
	@ Wisconsin (2/19/12)
FG PERCENTAGE:	.833 (5-6)
	vs. Northwestern (2/25/12)
3-POINTERS:	-
	-
3PT ATTEMPTS:	-
	-
3PT PERCENTAGE:	-
	-
FREE THROWS:	4
	vs. Iowa (2/16/12)
FT ATTEMPTS:	4, 2X
	last vs. Iowa (2/16/12)
FT PERCENTAGE:	1.000 (4-4)
	vs. Iowa (2/16/12)

2012-13 GAME-BY-GAME

OPPONENT	DATE	GS	MIN	TOTAL		3-POINT		FREE THROWS		REBOUNDS		PF	A	TO	BLK	STL	PTS
				FG-FGA	PCT	FG-FGA	PCT	FT-FTA	PCT	O-D	TOTAL						
ST. FRANCIS	11/9	*	22	1-3	.333	0-0	.000	0-0	.000	1-2	3	4	0	2	2	0	2
vs. N.C. State	11/15	*	22	1-5	.200	0-0	.000	2-2	1.000	6-4	10	3	1	0	0	0	4
vs. Providence	11/16	*	13	0-0	.000	0-0	.000	0-0	.000	2-1	3	3	0	1	2	1	0
vs. Akron	11/18	*	20	2-3	.666	0-0	.000	1-1	1.000	1-1	2	1	0	1	0	0	5
BUCKNELL	11/23	*	24	0-3	.000	0-0	.000	0-0	.000	2-3	5	3	0	0	2	1	0
BC	11/28	*	23	1-6	.167	0-0	.000	1-2	.500	3-0	3	4	0	1	2	0	3
PENN	12/1	*	22	2-4	.500	0-0	.000	0-2	.000	1-3	4	2	0	0	3	0	4
@ La Salle	12/5	*	11	0-1	.000	0-0	.000	0-0	.000	0-2	2	3	1	0	0	0	0
ARMY	12/8		13	1-2	.500	0-0	.000	0-0	.000	0-3	3	4	0	0	0	0	2
DELAWARE ST	12/15		8	0-0	.000	0-0	.000	0-0	.000	0-2	2	0	0	1	0	0	0
UNH	12/23		17	2-2	1.000	0-0	.000	3-4	.750	2-1	3	2	0	1	0	0	7
DUQUESNE	12/29		15	1-4	.250	0-0	.000	2-2	1.000	2-3	5	2	1	1	1	0	4
@ Wisconsin	1/3		15	1-4	.250	0-0	.000	0-0	.000	1-1	2	2	0	1	0	0	2
INDIANA	1/7		18	0-4	.000	0-0	.000	2-2	1.000	2-1	3	5	0	1	2	1	2
NWESTERN	1/10		10	1-2	.500	0-0	.000	0-0	.000	0-2	2	1	0	0	1	0	2

PERSONAL FILE

BIRTHDAY: Oct. 15, 1991
FAMILY: Karen (mother), Ernest (father); Brother: Ernest, Jr.

CAREER STATISTICS

Season	gp-gs	min/avg	Total		3-Point		F-Throws		Rebounds				Scoring							
			fg-fga	pct	fg-fga	pct	ft-fta	pct	off	def	tot	avg	pf	fo	ast	to	blk	stl	pts	avg
2011-12	26-17	460/17.7	44-97	.454	0-0	.000	13-33	.394	44	51	95	3.7	63	1	6	29	19	10	101	3.9
2012-13	15-8	253/16.9	13-43	.302	0-0	.000	11-15	.733	23	29	52	3.5	39	1	3	10	15	3	37	2.5
TOTAL	41-25	713/17.4	57-140	.407	0-0	.000	24-48	.500	67	80	147	3.6	102	2	9	39	34	13	138	3.4



#43 • ROSS TRAVIS

So. • FORWARD • 6-6 • 225
CHASKA, MINN. • CHASKA HS

CAREER HIGHS

POINTS:	15
	vs. Michigan (3/4/12)
REBOUNDS:	13
	vs. BC (11/28/12)
ASSISTS:	3
	vs. Lafayette (12/7/11)
STEALS:	3
	vs. YSU (11/23/11)
BLOCKS:	3
	vs. Indiana (BTT) (3/8/12)
MINUTES:	40
	@ La Salle (12/5/12)
FIELD GOALS:	6, 2X
	vs. Indiana (1/7/13)
FG ATTEMPTS:	17
	vs. Indiana (1/7/13)
FG PERCENTAGE:	1.000 (5-5), 2X
	last vs. Michigan (3/4/12)
3-POINTERS:	2, 2X
	vs. Indiana (1/7/13)
3PT ATTEMPTS:	5, 3X
	vs. Indiana (1/7/13)
3PT PERCENTAGE:	1.000 (1-1)
	vs. Lafayette (12/7/11)
FREE THROWS:	9
	vs. Akron (11/18/12)
FT ATTEMPTS:	11
	vs. Akron (11/18/12)
FT PERCENTAGE:	.818 (9-11)
	vs. Akron (11/18/12)

PERSONAL FILE

BIRTHDAY:	Jan. 9, 1993
FAMILY:	Debbie (mother), John (father); Sister: Brittany

NOTABLE/CAREER HIGHLIGHTS

- Team's leading rebounder, SECOND THE BIG TEN with 7.7 rebounds per game.
- Earned team's "Scrappiest Player" Award as a freshmen and nicknamed "junkyard dog" by coach Patrick Chambers.
- Career-high 15 points vs. Michigan in the final game of the regular season
- Averaged 8.3 ppg and 5.7 rpg over final three regular season

- games of 2011-12 while shooting 70%.
- Started 16 games as a true-freshman.
- Added 25 pounds of muscle since arriving on campus.
- Tabbed as the top prospect in Minnesota for the class of 2011

2012-13 SEASON HIGHLIGHTS

- Equaled a career high with nine rebounds and added 10 points in a season-opening win over St. Francis (11/9/12).
- Posted a career-best 10 rebounds to go with 11 points on a career-best 9-of-11 at the foul line for his FIRST CAREER DOUBLE-DOUBLE in a loss to Akron in the Puerto Rico Tip-Off.
- Led Penn State with eight rebounds and added nine points in a win over Bucknell.
- Grabbed a CAREER HIGH 13 rebounds in 38 minutes of action in a loss to Boston College.
- Led Penn State in rebounding for the fifth straight game and posted his most efficient offensive game of the year with career highs of six field goals on 11 attempts (.545) for 12 points.
- Recorded his second career double-double with 14 points and 10 rebounds in a win vs. Army. Hit his first three shots to score seven of the

- Lions first nine points.
- Pulled down 11 rebounds at Wisconsin.
- Led Penn State in scoring for the first time in his career logging 14 points on a career-most 17 field goal attempts and a career best equaling two threes in a loss to Indiana (1/7).

2012-13 GAME-BY-GAME

OPPONENT	DATE	GS	MIN	TOTAL		3-POINT		FREE THROWS		REBOUNDS		PF	A	TO	BLK	STL	PTS
				FG-FGA	PCT	FG-FGA	PCT	FT-FTA	PCT	O-D	TOTAL						
ST. FRANCIS	11/9	*	33	4-9	.444	0-3	.000	2-4	.500	5-4	9	4	0	3	0	0	10
vs. N.C. State	11/15	*	29	1-8	.125	0-2	.000	0-0	.000	0-2	2	3	0	1	0	0	2
vs. Providence	11/16	*	36	3-8	.375	0-1	.000	0-2	.000	2-2	4	1	0	1	0	2	6
vs. Akron	11/18	*	36	1-10	.100	0-2	.000	9-11	.818	7-3	10	4	0	3	0	1	11
BUCKNELL	11/23	*	35	3-5	.600	1-2	.500	2-2	1.000	3-5	8	3	1	0	0	1	9
BC	11/28	*	38	2-9	.222	0-3	.000	1-2	.500	3-10	13	1	0	0	1	1	5
PENN	12/1	*	24	2-6	.333	0-1	.000	3-4	.750	4-4	8	4	0	2	0	0	7
@ La Salle	12/5	*	40	6-11	.545	0-0	.000	0-1	.000	2-7	9	2	0	2	0	0	12
ARMY	12/8	*	38	5-11	.455	1-5	.200	3-7	.429	1-9	10	1	2	3	2	1	14
DELAWARE ST	12/15	*	20	2-4	.500	0-1	.000	2-2	1.000	0-3	3	5	0	1	0	0	6
UNH	12/23		21	2-5	.400	0-1	.000	0-0	.000	1-5	6	2	2	1	0	0	4
DUQUESNE	12/29	*	27	2-5	.400	0-0	.000	1-2	.500	2-5	7	3	1	3	0	0	5
@ Wisconsin	1/3	*	31	1-3	.333	0-0	.000	0-0	.000	3-8	11	2	0	2	1	0	2
INDIANA	1/7	*	39	6-17	.353	2-5	.400	0-1	.000	2-3	5	2	0	3	0	0	14
NWESTERN	1/10	*	28	2-7	.286	0-1	.000	0-0	.000	1-8	9	2	0	2	1	0	4

CAREER STATISTICS

Season	gp-gs	min/avg	Total		3-Point		F-Throws		Rebounds				Scoring							
			fg-fga	pct	fg-fga	pct	ft-fta	pct	off	def	tot	avg	pf	fo	ast	to	blk	stl	pts	avg
2011-12	32-16	574/17.9	57-127	.449	4-24	.167	24-50	.480	57	78	135	4.2	69	3	13	24	8	16	142	4.4
2012-13	15-14	475/31.7	42-118	.356	4-27	.148	23-38	.605	36	78	114	7.6	39	1	6	27	5	6	111	7.4
TOTAL	47-30	1049/22.3	99-245	.404	8-51	.157	47-88	.534	93	156	249	5.3	108	4	19	51	13	22	253	5.4



PENN STATE 65 SAINT FRANCIS 58

Nov. 9, 2012 @ University Park, Pa.

PENN STATE LEADERS Scoring Leader: Frazier (23) Rebounding Leader: Travis (9) Assist Leader: Frazier (6)

Penn State overcame a tough shooting night with a tremendous 28-of-32 (.875) effort at the foul line and a 38-22 rebound advantage to post its eighth-straight season opening win. Tim Frazier led the Lions with 23 points and six assists while posting a career-best 17-of-18 effort at the charity stripe. D.J. Newbill, in his first action at Penn State, posted 16 points and seven rebounds and a career-best 9-of-10 at the foul line. Ross Travis added 10 points and a career-best tying nine boards. The Lions shot 29 percent in the first half and 36 percent for the game, including a 3-of-24 (.125) effort from three, but outscored St. Francis 28-9 at the foul line to overcome 17 turnovers. Penn State led by 10 in the first half, but saw that trimmed to 26-20 at the half. SFU hit three straight threes to take a one-point lead in the second half behind 19 points from Ollie Jackson. Frazier scored 16 second half points to take control for PSU.

Saint Francis 58 • 0-1

Table with columns: Player, FG-FGA, 3-Ptr, FT-FTA, Rebounds, PF, TP, A TO Blk, Stl, Min. Includes stats for BROWN, Earl; DRINNON, Ronnie; SHANNON, Umar; BROWN, Greg; JACKSON, Ollie; WHYATT, Stephen; MAJOR, Dominique; RITTER, Kam; PETERS, Tony; ERVIN, Anthony; STANLEY, Storm; Team.

FG % 1st Half: 7-21 33.3% 2nd half: 14-24 58.3% Game: 21-45 46.7% 3FG % 1st Half: 3-10 30.0% 2nd half: 4-9 44.4% Game: 7-19 36.8% FT % 1st Half: 3-4 75.0% 2nd half: 6-10 60.0% Game: 9-14 64.3%

Penn State 65 • 1-0

Table with columns: Player, FG-FGA, 3-Ptr, FT-FTA, Rebounds, PF, TP, A TO Blk, Stl, Min. Includes stats for Graham, Jon; Travis, Ross; Newbill, D.J.; Marshall, Jermaine; Frazier, Tim; Taylor, Brandon; Montminy, Kevin; Colella, Nick; Borovnjak, Sasa; Team.

FG % 1st Half: 7-24 29.2% 2nd half: 10-23 43.5% Game: 17-47 36.2% 3FG % 1st Half: 1-12 8.3% 2nd half: 2-12 16.7% Game: 3-24 12.5% FT % 1st Half: 11-12 91.7% 2nd half: 17-20 85.0% Game: 28-32 87.5%

Officials: Mike Kitts, Ray Perone, Bill Ek Technical fouls: Saint Francis-None, Penn State-None. Attendance: 7329 Flagrant-1 foul on SFU #15 at 17:47 of first half.

Score by periods table and Points in Paint table. Score by periods: 1st 2nd Total. Points in Paint: In Paint, Off T/O, 2nd Chance, Fast Break, Bench.

No. 6 N.C. STATE 72 PENN STATE 55

Nov. 15, 2012 @ Bayamon, Puerto Rico

PENN STATE LEADERS Scoring Leader: Frazier (23) Rebounding Leader: Graham (10) Assist Leader: Frazier (2)

Penn State could not find its shooting touch in the first game of the Puerto Rico Tip-Off starting 2-of-10 and going on to shoot 31.7 percent from the floor and 3-of-19 (15.8%) in a 72-55 loss to No. 6 N.C. State. Tim Frazier led the way with 23 points on 10-of-11 at the foul line and 6-of-20 from the floor. D.J. Newbill added 13 points, Jermaine Marshall 11 points and eight boards and Jon Graham a career-best equaling 10 rebounds. N.C. State was paced by 22 points and eight boards from freshman T.J. Warren off the bench as the Wolfpack hit 8-of-16 from three and shot 50 percent for the game. PSU kept it close in the first half trailing by just six after a Marshall three with 4:33 left in the half before going to the locker room during 35-26. N.C. State used a 10-0 run early in the second to open up a 47-30 lead as the Lions had one field goal in the first five minutes of the half. N.C. State led by as many as 25 before PSU closed within 14 late.

North Carolina State 72 • 2-0

Table with columns: Player, FG-FGA, 3-Ptr, FT-FTA, Rebounds, PF, TP, A TO Blk, Stl, Min. Includes stats for Howell, Richard; Leslie, C.J.; Wood, Scott; Purvis, Rodney; Brown, Lorenzo; Lewis, Tyler; De Thayer, Thomas; Vandenberg, Jordan; Warren, T.J.; Team.

FG % 1st Half: 12-27 44.4% 2nd half: 14-25 56.0% Game: 26-52 50.0% 3FG % 1st Half: 4-7 57.1% 2nd half: 4-9 44.4% Game: 8-16 50.0% FT % 1st Half: 7-10 70.0% 2nd half: 5-8 62.5% Game: 12-18 66.7%

Penn State 55 • 1-1

Table with columns: Player, FG-FGA, 3-Ptr, FT-FTA, Rebounds, PF, TP, A TO Blk, Stl, Min. Includes stats for Graham, Jon; Travis, Ross; Newbill, D.J.; Marshall, Jermaine; Frazier, Tim; Taylor, Brandon; Colella, Nick; Borovnjak, Sasa; Team.

FG % 1st Half: 9-27 33.3% 2nd half: 10-33 30.3% Game: 19-60 31.7% 3FG % 1st Half: 2-9 22.2% 2nd half: 1-10 10.0% Game: 3-19 15.8% FT % 1st Half: 6-7 85.7% 2nd half: 8-10 80.0% Game: 14-17 82.4%

Officials: Rick Crawford, John Hughes, Bret Smith Technical fouls: North Carolina State-None, Penn State-None. Attendance:

Score by periods table and Points in Paint table. Score by periods: 1st 2nd Total. Points in Paint: In Paint, Off T/O, 2nd Chance, Fast Break, Bench.

PENN STATE 55 PROVIDENCE 52 OT

Nov. 16, 2012 @ Bayamon, Puerto Rico

PENN STATE LEADERS Scoring Leader: Frazier (19) Rebounding Leader: Frazier (9) Assist Leader: Frazier (7)

Despite struggling shooting and trailing for most of the game, Penn State found a way to win behind team highs of 19 points, nine rebounds, seven assists and four steals from Tim Frazier and late clutch shooting from Jermaine Marshall (13) for its first overtime victory under coach Patrick Chambers. Both teams struggled in the first half that saw Providence leading 16-14 at the break with the teams a combined 11-of-42 from the floor. Penn State warmed up to shoot 42 percent in the second half and 4-of-6 in overtime and grabbed 11 steals while forcing 21 Frazier turnovers using a 1-2-2 press in the second half. Trailing by 10, 30-20, with 12:28 to play, Frazier scored 13 of the Lions' 20 points, and nine straight at one point, in a 20-7 run that saw Penn State take a 40-37 lead with 2:23 left. A Marshall three gave PSU a 43-41 lead, but two Kadeem Batts free throws sent it to overtime. A D.J. Newbill jumper and another Marshall three gave PSU the lead for good in overtime.

Penn State 55 • 2-1

Table with columns: Player, FG-FGA, 3-Ptr, FT-FTA, Rebounds, PF, TP, A TO Blk, Stl, Min. Includes stats for Graham, Jon; Travis, Ross; Newbill, D.J.; Marshall, Jermaine; Frazier, Tim; Taylor, Brandon; Colella, Nick; Borovnjak, Sasa; Team.

FG % 1st Half: 6-23 26.1% 2nd half: 10-24 41.7% OT: 4-6 66.7% Game: 20-53 37.7% 3FG % 1st Half: 1-10 10.0% 2nd half: 2-10 20.0% OT: 1-1 100.0% Game: 4-21 19.0% FT % 1st Half: 1-2 50.0% 2nd half: 7-13 53.8% OT: 3-4 75.0% Game: 11-19 57.9%

Providence 52 • 2-2

Table with columns: Player, FG-FGA, 3-Ptr, FT-FTA, Rebounds, PF, TP, A TO Blk, Stl, Min. Includes stats for BATTIS, Kadeem; GOLDSBROUGH, Lee; HENTON, Ladonae; FORTUNE, Josh; BANCROFT, Ted; KOFANE, Brice; Team.

FG % 1st Half: 5-19 26.3% 2nd half: 6-18 33.3% OT: 4-8 50.0% Game: 15-45 33.3% 3FG % 1st Half: 3-8 37.5% 2nd half: 2-5 40.0% OT: 0-3 0.0% Game: 5-16 31.3% FT % 1st Half: 3-7 42.9% 2nd half: 13-14 92.9% OT: 1-3 33.3% Game: 17-24 70.8%

Officials: Gerry Pollard, Steve Pyatt, Bret Smith Technical fouls: Penn State-None, Providence-None. Attendance: 4224

Score by periods table and Points in Paint table. Score by periods: 1st 2nd OT Total. Points in Paint: In Paint, Off T/O, 2nd Chance, Fast Break, Bench.

Last FG - PENN OT-00:57, PC OT-00:01. Largest lead - PENN by 5 OT-03:05, PC by 10 2nd-12:28. Score tied - 6 times. Lead changed - 8 times.

AKRON 85 PENN STATE 60

Nov. 18, 2012 @ Bayamon, Puerto Rico

PENN STATE LEADERS Scoring Leader: Newbill (20) Rebounding Leader: Travis (10) Assist Leader: Newbill (5)

Leading 9-8 with 14:30 to play in the first half, do-everything guard Tim Frazier left the game with an achilles tendon injury and did not return. Penn State battle through its best offensive half of the season in his absence and took a 36-32 lead to the locker room behind 14 first half points from D.J. Newbill. But, the Lions couldn't sustain the effort without Frazier and saw the Zips use a 22-5 run to start the second half to take a 54-41 lead with 13:24 to play. Three minutes later the Zips pushed the lead over 20 and never looked back building as much as a 28-point margin as they shot 68 percent from the floor and 5-of-8 from three in the half and the Lions went 2-of-12 from three and shot 25 percent overall. Newbill finished with a career high 20 points and added six rebounds and five assists while playing the point in Frazier's absence. Ross Travis chipped in his first career double-double with 11 points and a career high 10 rebounds. Akron was led by Zeke Marshall who posted 17 points, seven boards and six blocked shots.

Akron 85 • 3-2

Table with columns: Player, FG-FGA, 3-Ptr, FT-FTA, Rebounds, PF, TP, A TO Blk, Stl, Min. Includes stats for TREADWELL, Demetrius; GILLIAM, Chauncey; MARSHALL, Zeke; WALSH, Brian; ARBELE, Alex; AVSEC, Luke; IBITANO, Deji; WARNEY, Nick; BETANCOURT, Carmelo; JUSTICE, Blake; KRETZER, Jake; MCADAMS, Reggie; FORSYTHE, Pat; Team.

FG % 1st Half: 10-23 43.5% 2nd half: 17-25 68.0% Game: 27-48 56.3% 3FG % 1st Half: 3-8 37.5% 2nd half: 5-8 62.5% Game: 8-16 50.0% FT % 1st Half: 1-2 50.0% 2nd half: 14-19 73.7% Game: 23-31 74.2%

Penn State 60 • 2-2

Table with columns: Player, FG-FGA, 3-Ptr, FT-FTA, Rebounds, PF, TP, A TO Blk, Stl, Min. Includes stats for Graham, Jon; Travis, Ross; Newbill, D.J.; Marshall, Jermaine; Frazier, Tim; Taylor, Brandon; Colella, Nick; Borovnjak, Sasa; Ackerman, Pat; Team.

FG % 1st Half: 13-27 48.1% 2nd half: 7-28 25.0% Game: 20-55 36.4% 3FG % 1st Half: 5-9 55.6% 2nd half: 2-12 16.7% Game: 7-21 33.3% FT % 1st Half: 5-6 83.3% 2nd half: 8-14 57.1% Game: 13-20 65.0%

Officials: Mike Thibodeaux, Mark Schnur, Jose Carrion Technical fouls: Akron-None, Penn State-None. Attendance:

Score by periods table and Points in Paint table. Score by periods: 1st 2nd Total. Points in Paint: In Paint, Off T/O, 2nd Chance, Fast Break, Bench.

Last FG - AKRON 2nd-00:29, PENN 2nd-00:04. Largest lead - AKRON by 28 2nd-00:29, PENN by 8 1st-09:34. Score tied - 4 times. Lead changed - 8 times.



PENN STATE 60 BUCKNELL 57

Nov. 23, 2012 @ University Park, Pa.

PENN STATE LEADERS

Scoring Leader: Marshall (17) Rebounding Leader: Travis (8) Assist Leader: Newbill (7)

Penn State hit 14 of its first 18 shots in the second half and finished the half shooting 65% from the floor and 5-of-6 from three to overcome a 22-16 halftime deficit and down previously unbeaten Bucknell for the 11th straight time.

BUCKNELL 57 • 5-1

Table with columns: #, Player, FG-FGA, 3-Ptr, FT-FTA, Rebounds, PF, TP, A TO Blk, Stl, Min. Includes player stats for Willman, Muscala, Hill, Johnson, Bryson, Ayers, Kasper, Fitzpatrick, Frazier, Hoffman, and Team totals.

FG % 1st Half: 5-14 35.7% 2nd half: 11-27 40.7% Game: 16-41 39.0% 3FG % 1st Half: 2-7 28.6% 2nd half: 3-11 27.3% Game: 5-18 27.8% FT % 1st Half: 10-13 76.9% 2nd half: 10-12 83.3% Game: 20-25 80.0%

Penn State 60 • 3-2

Table with columns: #, Player, FG-FGA, 3-Ptr, FT-FTA, Rebounds, PF, TP, A TO Blk, Stl, Min. Includes player stats for Taylor, Graham, Travis, Ross, Newbill, Marshall, Jermaine, Colella, Borovnjak, Ackerman, and Team totals.

FG % 1st Half: 5-31 16.1% 2nd half: 17-26 65.4% Game: 22-57 38.6% 3FG % 1st Half: 2-13 15.4% 2nd half: 5-6 83.3% Game: 7-19 36.8% FT % 1st Half: 4-10 40.0% 2nd half: 5-10 50.0% Game: 9-20 45.0%

Officials: Larry Scrotto, DJ Carstensen, Jim Bruno Technical fouls: BUCKNELL-None. Penn State-None. Attendance: 7713

Score by periods table with columns: 1st, 2nd, Total. Penn State 22 35 57, Bucknell 16 44 60.

Last FG - BUCKNELL 2nd-00-09, PSU 2nd-00-35. Largest lead - BUCKNELL by 9 1st-13:34, PSU by 7 2nd-06:26.

Score tied - 3 times. Lead changed - 1 time.

BOSTON COLLEGE 73 PENN STATE 61

Nov. 28, 2012 @ University Park, Pa.

PENN STATE LEADERS

Scoring Leader: Marshall (25) Rebounding Leader: Travis (13) Assist Leader: Newbill (3)

Trailing 59-39 with 5:22 to play, the Lions reeled off 14 straight points in just over a minute and strung together an 18-1 run that sliced the lead to 60-57 with 3:08 to play, but would get no closer falling to Boston College, 73-61.

Boston College 73 • 3-4

Table with columns: #, Player, FG-FGA, 3-Ptr, FT-FTA, Rebounds, PF, TP, A TO Blk, Stl, Min. Includes player stats for Anderson, Clifford, Grant, Rahon, Heckmann, Odier, Caudill, Van Nest, Jackson, O'Leary, and Team totals.

FG % 1st Half: 9-24 37.5% 2nd half: 10-21 47.6% Game: 19-45 42.2% 3FG % 1st Half: 3-10 30.0% 2nd half: 3-10 30.0% Game: 6-20 30.0% FT % 1st Half: 10-13 76.9% 2nd half: 17-23 73.9% Game: 27-36 75.0%

Penn State 61 • 3-3

Table with columns: #, Player, FG-FGA, 3-Ptr, FT-FTA, Rebounds, PF, TP, A TO Blk, Stl, Min. Includes player stats for Taylor, Graham, Travis, Ross, Newbill, Marshall, Jermaine, Colella, Borovnjak, Ackerman, and Team totals.

FG % 1st Half: 9-23 39.1% 2nd half: 10-30 33.3% Game: 19-53 35.8% 3FG % 1st Half: 3-10 30.0% 2nd half: 3-10 30.0% Game: 6-20 30.0% FT % 1st Half: 3-5 60.0% 2nd half: 14-20 70.0% Game: 17-25 68.0%

Officials: Mike Sanzere, Ray Perone, Larry Scrotto Technical fouls: Boston College-None. Penn State-None. Attendance: 6889

Score by periods table with columns: 1st, 2nd, Total. Boston College 31 42 73, Penn State 24 37 61.

Last FG - BC 2nd-01:52, PSU 2nd-02:28. Largest lead - BC by 20 2nd-05:22, PSU by 2 1st-17:31.

Score tied - 1 time. Lead changed - 1 time.

PENN STATE 58 PENN 47

Dec. 1, 2012 @ University Park, Pa.

PENN STATE LEADERS

Scoring Leader: Marshall (18) Rebounding Leader: Travis (8) Assist Leader: Newbill (4)

Penn State shot 5-of-7 from three in the first half, paced by 11 points on 3-of-4 from the arc from freshman Brandon Taylor, to take a 31-22 halftime lead over Penn.

Penn 47 • 2-6

Table with columns: #, Player, FG-FGA, 3-Ptr, FT-FTA, Rebounds, PF, TP, A TO Blk, Stl, Min. Includes player stats for Brooks, Dougherty, Cartwright, Lewis, Rennard, Hicks, Nelson-Henry, Crocker, Camryn, Jok, Louis, Lucas-Perry, and Team totals.

FG % 1st Half: 9-23 39.1% 2nd half: 9-27 33.3% Game: 18-50 36.0% 3FG % 1st Half: 3-10 30.0% 2nd half: 2-12 16.7% Game: 5-22 22.7% FT % 1st Half: 1-3 33.3% 2nd half: 5-7 71.4% Game: 6-10 60.0%

Penn State 58 • 4-3

Table with columns: #, Player, FG-FGA, 3-Ptr, FT-FTA, Rebounds, PF, TP, A TO Blk, Stl, Min. Includes player stats for Taylor, Graham, Travis, Ross, Newbill, Marshall, Jermaine, Colella, Borovnjak, and Team totals.

FG % 1st Half: 8-18 44.4% 2nd half: 10-27 37.0% Game: 18-45 40.0% 3FG % 1st Half: 5-7 71.4% 2nd half: 0-9 0.0% Game: 5-16 31.3% FT % 1st Half: 10-14 71.4% 2nd half: 7-9 77.8% Game: 17-23 73.9%

Officials: Terry Wymer, Pat Driscoll, Chris Beaver Technical fouls: Penn-Lewis, Jamal. Penn State-None. Attendance: 7086

Score by periods table with columns: 1st, 2nd, Total. Penn 22 25 47, Penn State 31 27 58.

Last FG - PENN 2nd-00:40, PSU 2nd-01:26. Largest lead - PENN by 3 1st-12:46, PSU by 13 2nd-16:42.

Score tied - 2 times. Lead changed - 4 times.

LA SALLE 82 PENN STATE 57

Dec. 5, 2012 @ Philadelphia, Pa.

PENN STATE LEADERS

Scoring Leader: Marshall (19) Rebounding Leader: Travis (9) Assist Leader: Newbill (5)

La Salle hit 16-of-31 (51%) from three to blow open what was a close game through 26 minutes and claim a run-away 82-57 victory. Penn State shot 56 percent from the floor and 3-of-6 from three in the first half to trail by just four, 38-34, at the break, but suffered through prolonged scoring droughts and shot just 33 percent in the second half and 0-of-6 from three as La Salle used a 25-5 run six minutes into the half to blow open a 20-point lead.

Penn State 57 • 4-4

Table with columns: #, Player, FG-FGA, 3-Ptr, FT-FTA, Rebounds, PF, TP, A TO Blk, Stl, Min. Includes player stats for Taylor, Graham, Travis, Ross, Newbill, Marshall, Jermaine, Colella, Borovnjak, and Team totals.

FG % 1st Half: 13-23 56.5% 2nd half: 9-27 33.3% Game: 22-50 44.0% 3FG % 1st Half: 3-6 50.0% 2nd half: 0-6 0.0% Game: 3-12 25.0% FT % 1st Half: 5-9 55.6% 2nd half: 5-8 62.5% Game: 10-17 58.8%

La Salle 82 • 5-1

Table with columns: #, Player, FG-FGA, 3-Ptr, FT-FTA, Rebounds, PF, TP, A TO Blk, Stl, Min. Includes player stats for Wright, ZACK, Duren, Mills, Galloway, Peterson, Dunn, Hunt, Brown, and Team totals.

FG % 1st Half: 12-27 44.4% 2nd half: 12-22 54.5% Game: 24-49 49.0% 3FG % 1st Half: 8-17 47.1% 2nd half: 8-14 57.1% Game: 16-31 51.6% FT % 1st Half: 6-7 85.7% 2nd half: 12-17 70.6% Game: 18-24 75.0%

Officials: Earl Walton, Kevin Ferguson, Edward Hightower Technical fouls: Penn State-TEAM. La Salle-None. Attendance: 4382

Score by periods table with columns: 1st, 2nd, Total. Penn State 34 23 57, La Salle 38 44 82.

Score tied - 2 times. Lead changed - 4 times.



**PENN STATE 78
ARMY 70**

Dec. 8, 2012 @ University Park, Pa.

PENN STATE LEADERS

Scoring Leader: Newbill (19)
Rebounding Leader: Travis (10)
Assist Leader: Newbill (5)

Penn State shot 56 percent in the first half to build a 40-28 halftime lead and then held off an Army charge that got the Black Knights within two mid-way through the second half. The Lions posted season highs shooting 50.9% and scoring 78 points while winning the rebounding battle 41-27. Four Lions scored in double-digits lead by 19 points from D.J. Newbill and 16 from Jermaine Marshall. Ross Travis posted a double-double with 14 points and 10 rebounds. Army used a press to cut a 48-38 Lion lead to 52-50 with 12:00 to play. PSU responded with a Nick Colella three and after battling back and forth mounted a 10-0 run fueled by Newbill and Brandon Taylor three and after battling back and forth mounted a 10-0 run fueled by Newbill and Brandon Taylor (14 points on the night) to build a 68-54 lead with 5:32 to play. Army, which was led by 23 points from Ella Ellis, got no closer than eight the rest of the way after shooting 38.9%.

Army 70 • 4-4

#	Player	F	Total		3-Ptr		Rebounds		PF	TP	A	T	Blk	Stl	Min
			FG	FGA	FG	FGA	FT	FTA							
13	Ellis, Ella	f	5-11	4-8	9-11	1	2	3	5	23	1	4	0	0	22
32	Toomey, Larry	f	0-4	0-2	0-0	0	1	1	1	0	1	2	0	0	16
42	Springer, Jordan	c	0-0	0-0	1-2	0	0	0	1	0	1	0	0	0	20
10	Toti, Kyle	g	5-10	3-8	0-0	1	4	5	1	13	0	0	0	0	26
11	Cox, Dylan	g	1-2	0-0	1-1	0	4	4	4	3	7	5	1	3	24
00	Lenox, Maxwell	g	0-0	0-0	0-0	0	1	1	2	0	2	0	0	1	10
04	Granning, Matt	g	0-0	0-0	0-0	0	1	1	0	0	1	0	1	0	7
21	Wilson, Kyle	g	4-11	1-3	3-4	1	2	3	2	9	1	0	0	0	23
23	Herbeck, Josh	g	3-10	2-7	0-0	0	3	3	1	8	1	1	0	2	22
31	Ferguson, Kevin	g	1-2	0-0	1-2	0	1	1	0	3	0	0	0	1	8
32	Plomb, Tanner	g	0-1	0-0	2-2	0	1	1	0	2	0	0	0	0	6
52	Stire, Andrew	g	2-3	0-0	4-6	2	0	2	1	8	1	1	0	0	16
Team						2	4	8							
Totals			21-54	10-28	18-24	7	20	27	20	70	15	15	2	7	200

FG % 1st Half: 9-24 37.5%	2nd half: 12-30 40.0%	Game: 21-54 38.9%	Deadball Rebounds: 2,3
3FG % 1st Half: 5-13 38.5%	2nd half: 5-15 33.3%	Game: 10-28 35.7%	
FT % 1st Half: 5-7 71.4%	2nd half: 13-17 76.5%	Game: 18-24 75.0%	

Penn State 78 • 5-4

#	Player	F	Total		3-Ptr		Rebounds		PF	TP	A	T	Blk	Stl	Min
			FG	FGA	FG	FGA	FT	FTA							
10	Taylor, Brandon	f	5-10	2-4	2-2	1	3	4	3	14	0	1	1	0	26
21	Borovnjak, Sasa	f	2-3	0-0	0-0	2	1	3	4	4	1	0	0	0	15
43	Travis, Ross	f	5-11	1-5	3-7	1	9	10	1	14	2	3	2	1	38
02	Newbill, D.J.	g	7-15	0-2	5-7	2	4	6	2	19	5	4	0	1	35
11	Marshall, Jermaine	g	4-11	1-3	3-4	2	4	6	3	16	4	5	0	4	39
01	Maduegunbam, Akosa	g	0-0	0-0	0-0	0	0	0	0	0	0	0	0	0	1
05	Jack, Donovan	g	0-1	0-0	0-0	0	0	0	0	0	0	0	0	0	6
14	Montminy, Kevin	g	0-5	0-0	0-0	0	0	0	0	0	0	0	0	0	4
20	Colella, Nick	g	3-5	3-5	0-0	1	3	4	3	9	1	2	0	1	27
25	Graham, Jon	g	1-2	0-0	0-0	0	3	3	4	2	0	0	0	0	13
Team						2	3	5							
Totals			29-57	7-19	13-20	11	30	41	21	78	13	17	3	7	200

FG % 1st Half: 18-32 56.3%	2nd half: 11-25 44.0%	Game: 29-57 50.9%	Deadball Rebounds: 1
3FG % 1st Half: 3-9 33.3%	2nd half: 4-10 40.0%	Game: 7-19 36.8%	
FT % 1st Half: 1-2 50.0%	2nd half: 12-18 66.7%	Game: 13-20 65.0%	

Officials: Glenn Mayborg, Steve McJunkins, Tim Stewart
Technical fouls: Army-None, Penn State-None.
Attendance: 7247

Score by periods	1st	2nd	Total
Army	28	42	70
Penn State	40	38	78

Points	In	Off	2nd	Fast	Bench
ARMY	28	28	12	15	8
PSU	40	28	12	15	8

**PENN STATE 80
DELAWARE STATE 76**

Dec. 15, 2012 @ University Park, Pa.

PENN STATE LEADERS

Scoring Leader: Newbill (22)
Rebounding Leader: Borovnjak (8)
Assist Leader: Newbill & Marshall (5)

Penn State came out hot, jumped to an 18-point first half lead and then survived a gut check as Delaware sent the game to overtime and posted its first lead of the game with 3:06 left in the extra period. Jermaine Marshall and D.J. Newbill responded, Marshall hitting a big three with the Lions trailing by three with 1:07 remaining to tie the game and Newbill driving for the game winning layup with 30 seconds to play. Newbill led the Lions with a career high tying 22 points while Marshall had 15 points, seven rebounds and five assists in 42 minutes. Sasa Borovnjak had his best game of the season with 14 points and a career high tying eight rebounds. The Lions shot 59% in the first half to lead 37-29 at the break, but saw the Hornets shooting 50% in the second half and tie the game for the first time on a Tyshawn Bell three with 12 seconds to play. Casey Walker led DSU with 24 points, including five threes. Penn State shot 49% for the game and had a season high 15 assists.

Delaware State 76 • 5-6

#	Player	F	Total		3-Ptr		Rebounds		PF	TP	A	T	Blk	Stl	Min
			FG	FGA	FG	FGA	FT	FTA							
32	Oliver, Marques	f	3-3	0-0	3-3	3	5	8	5	9	0	3	2	1	41
01	Gray, Kendall	c	0-4	0-0	0-0	0	0	0	4	0	0	0	0	0	18
11	Tate, Fahj	g	2-10	1-5	5-8	0	4	4	3	10	1	1	0	3	43
13	Thomas, Albert	g	4-7	0-1	5-7	0	0	0	3	13	6	1	0	1	29
22	Walker, Casey	g	8-19	5-13	3-4	4	11	4	2	24	1	1	0	0	41
02	Joyner, Jabari	g	0-1	0-1	0-0	0	0	0	0	1	0	0	0	0	3
03	Bell, Tyshawn	g	5-11	3-7	2-2	1	3	4	4	15	0	2	1	1	24
05	Lawson Jr., Miles	g	0-1	0-0	0-0	0	0	0	0	0	0	0	0	0	1
00	Oliver, Brandon	g	4-7	0-0	0-0	0	2	7	2	7	2	1	0	0	10
21	Sill, Scott	g	1-3	1-3	0-0	0	1	1	0	3	0	0	0	0	8
30	Lawson, Jordan	g	0-0	0-0	0-0	0	0	0	0	0	0	0	0	0	2
35	Boyle, Nick	g	0-0	0-0	0-0	0	0	0	0	0	0	0	0	0	2
55	Coger, Michael	g	0-0	0-0	0-0	0	0	0	0	0	0	0	0	0	2
Team						2	4	8							
Totals			24-60	10-30	18-24	2	28	34	24	76	10	8	5	6	225

FG % 1st Half: 8-26 30.8%	2nd half: 13-26 50.0%	OT: 3-8 37.5%	Game: 24-60 40.0%	Deadball Rebounds: 3
3FG % 1st Half: 5-13 38.5%	2nd half: 4-13 30.8%	OT: 1-4 25.0%	Game: 10-30 33.3%	
FT % 1st Half: 8-10 80.0%	2nd half: 10-12 83.3%	OT: 0-2 0.0%	Game: 18-24 75.0%	

Penn State 80 • 6-4

#	Player	F	Total		3-Ptr		Rebounds		PF	TP	A	T	Blk	Stl	Min
			FG	FGA	FG	FGA	FT	FTA							
10	Taylor, Brandon	f	2-7	1-4	2-2	0	4	1	7	1	2	2	1	1	33
22	Borovnjak, Sasa	f	3-4	0-0	2-2	2	6	8	3	14	2	0	1	0	37
43	Travis, Ross	f	2-4	0-1	2-2	0	3	5	6	0	1	0	0	0	20
02	Newbill, D.J.	g	8-13	1-2	5-6	1	4	5	4	22	5	3	0	0	34
11	Marshall, Jermaine	g	4-13	3-7	0-0	2	7	9	2	15	2	1	0	0	42
01	Maduegunbam, Akosa	g	1-2	0-1	0-2	0	2	2	1	2	1	0	0	0	4
05	Jack, Donovan	g	4-5	0-0	0-2	1	2	3	8	0	0	1	0	1	12
14	Montminy, Kevin	g	0-0	0-0	0-0	0	0	0	0	0	0	0	0	0	0
20	Colella, Nick	g	2-5	2-3	0-0	1	2	3	2	6	1	2	0	1	35
25	Graham, Jon	g	0-0	0-0	0-0	0	2	2	0	0	0	0	0	0	8
Team						2	4	8							
Totals			26-53	7-18	21-31	3	32	38	21	80	15	11	5	2	225

FG % 1st Half: 13-22 59.1%	2nd half: 10-25 40.0%	OT: 3-6 50.0%	Game: 26-53 49.1%	Deadball Rebounds: 3
3FG % 1st Half: 6-10 60.0%	2nd half: 0-7 0.0%	OT: 1-1 100.0%	Game: 7-18 38.9%	
FT % 1st Half: 8-10 80.0%	2nd half: 8-12 66.7%	OT: 4-8 50.0%	Game: 21-31 67.7%	

Officials: Tim Clougherty, DJ Carstensen, Jim Schipper
Technical fouls: Delaware State-None, Penn State-None.
Attendance: 5751

Score by periods	1st	2nd	OT	Total
Delaware State	29	47	7	83
Penn State	37	32	11	80

Last FG - DSU OT-01:24, PSU OT-00:30.
Largest lead - DSU by 3 OT-02:29, PSU by 18 1st-11:52.

Points	In	Off	2nd	Fast	Bench
DSU	26	4	7	11	0
PSU	32	12	11	0	20

Score tied - 3 times.
Lead changed - 2 times.

**PENN STATE 72
NEW HAMPSHIRE 45**

Dec. 23, 2012 @ University Park, Pa.

PENN STATE LEADERS

Scoring Leader: Marshall (15)
Rebounding Leader: Travis & Newbill (6)
Assist Leader: Three with (3)

Penn State capitalized on its hot shooting and UNH's offensive struggles to jump ahead early and never look back putting together runs of 10-0, 12-0 and 10-0 in the opening minutes to seize a 34-8 lead. UNH hit 1-of-11 in the opening minutes while PSU was shooting at a clip over 60 percent. The Wildcats ended the game hitting just 22.6%, the lowest for a PSU opponent in the last 15 years, while PSU hit 55 percent in the first half and 46 percent for the game. Jermaine Marshall's 15 points led four Lions in double-figures and 10 Lions that scored. He added a career high five steals as Penn State held a 23-2 lead in points of turnovers. No UNH player reached double-figures. The Lions lead 39-14 at the half and built as much as a 34-point second half lead. The 27-point margin of victory marks the largest under coach Patrick Chambers and the most since a 47-point win over Gardner-Webb in 2009.

New Hampshire 45 • 4-7

#	Player	F	Total		3-Ptr		Rebounds		PF	TP	A	T	Blk	Stl	Min
			FG	FGA	FG	FGA	FT	FTA							
14	Konan, Patrick	f	1-8	0-2	3-3	1	1	2							



WISCONSIN 60 PENN STATE 51

Jan. 3, 2013 @ Madison, Wisc.

PENN STATE LEADERS

Scoring Leader: Marshall (19) Rebounding Leader: Travis (11) Assist Leader: Newbill (4)

Penn State shot 53 percent in the second half and cut a 14-point deficit with 17:38 to play to one, 50-49, with 2:52 to go. Jermaine Marshall led the Lions with 19 points on 9-of-14 while D.J. Newbill added 12 points, 8 rebounds, four assists and two highlight reel dunks on 6-10 Jared Berggren. The Lions out-shot the Badgers 46 percent to 38 percent and won the rebounding battle 38-32, but shot just one free throw while seeing Wisconsin hit 13-of-26 at the stripe and take advantage of a 23-7 advantage in fouls called against the teams. PSU committed 15 turnovers giving UW a 17-4 edge in points off turnovers and saw UW grab 13 offensive rebounds. The Lions led by four mid-way through the first half, but suffered a six-minute scoring drought to trail by 11, 29-18, at the half. PSU owned a 33-31 scoring advantage in the second half and used runs of 11-3 and 9-0 to slice UW leads. Marshall's jumper brought PSU within one, but UW out-scored PSU 10-2 in the final 2:30.

Penn State 51 • 8-5, 0-1

Player statistics table for Penn State vs Wisconsin, including FG, 3-PT, FT, Rebounds, PF, TP, A, TO, Blk, Stl, Min.

FG % 1st Half: 9-24 37.5% 2nd half: 15-28 53.6% Game: 24-52 46.2% 3FG % 1st Half: 0-0 0.0% 2nd half: 3-6 50.0% Game: 3-8 37.5% FT % 1st Half: 0-0 0.0% 2nd half: 0-1 0.0% Game: 0-1 0.0%

Wisconsin 60 • 10-4, 1-0

Player statistics table for Wisconsin vs Penn State, including FG, 3-PT, FT, Rebounds, PF, TP, A, TO, Blk, Stl, Min.

FG % 1st Half: 12-34 35.3% 2nd half: 10-23 43.5% Game: 22-57 38.6% 3FG % 1st Half: 1-11 9.1% 2nd half: 2-6 33.3% Game: 3-17 17.6% FT % 1st Half: 4-6 66.7% 2nd half: 9-20 45.0% Game: 13-26 50.0%

Officials: Ted Valentine, Gene Steratore, Steve McClunkins Technical fouls: Penn State-None, Wisconsin-None. Attendance: 16156

Score by periods table for Wisconsin vs Penn State

Points in game table for Wisconsin vs Penn State

Last FG - PSU 2nd-01:15, WIS 2nd-01:06. Largest lead - PSU by 4 1st-10:42, WIS by 14 2nd-17:38.

Score tied - 4 times. Lead changed - 2 times.

No. 5 INDIANA 74 PENN STATE 51

Jan. 7, 2013 @ University Park, Pa.

PENN STATE LEADERS

Scoring Leader: Travis (14) Rebounding Leader: Marshall (7) Assist Leader: Three with (3)

Penn State suffered its worst offensive performance in a month and committed a season-high 19 turnovers to help fuel an Indiana team that shot 52 percent and hit 8-of-16 from three. The Lions shot just 31 percent and 5-of-18 from three and saw IU stop 19 points off turnovers. PSU won the rebounding battle, 35-33, and pulled 17 offensive boards, but couldn't convert enough to keep pace. Ross Travis led the Lions with 14 points and Jermaine Marshall had 11 and a team high seven rebounds. Four IU players scored in double figures led by Christian Watford with 16 and Cody Zeller with 15. Indiana jumped to an early 15-3 lead. A Travis three cut the lead to nine, but IU used a 10-2 run for a 25-8 lead and led by double-digits the rest of the way. The Lions got no closer than 14 in the second half as IU's lead hovered around 20 most of the half. Penn State forced IU into 12 second half turnovers (17 overall) and just 30 points, but committed 11 of its own and scored 24 points.

Indiana 74 • 14-1, 2-0

Player statistics table for Indiana vs Penn State, including FG, 3-PT, FT, Rebounds, PF, TP, A, TO, Blk, Stl, Min.

FG % 1st Half: 14-27 51.9% 2nd half: 8-15 53.3% Game: 22-42 52.4% 3FG % 1st Half: 6-11 54.5% 2nd half: 2-5 40.0% Game: 8-16 50.0% FT % 1st Half: 10-13 76.9% 2nd half: 12-21 57.1% Game: 22-34 64.7%

Penn State 51 • 8-6, 0-2

Player statistics table for Penn State vs Indiana, including FG, 3-PT, FT, Rebounds, PF, TP, A, TO, Blk, Stl, Min.

FG % 1st Half: 11-32 34.4% 2nd half: 8-28 28.6% Game: 19-60 31.7% 3FG % 1st Half: 3-6 50.0% 2nd half: 2-12 16.7% Game: 5-18 27.8% FT % 1st Half: 2-3 66.7% 2nd half: 6-8 75.0% Game: 8-11 72.7%

Officials: Jim Burr, Lamont Simpson, Gerald Williams Technical fouls: Indiana-None, Penn State-None. Attendance: 9386 Flagrant-1: Fouls on Ross Travis at 15:07 1st Half

Score by periods table for Penn State vs Indiana

Points in game table for Penn State vs Indiana

Last FG - IND 2nd-04:06, PSU 2nd-05:58. Largest lead - IND by 23 2nd-00:31, PSU by 1 1st-18:20.

Score tied - 0 times. Lead changed - 2 times.

NORTHWESTERN 70 PENN STATE 54

Jan. 10, 2013 @ University Park, Pa.

PENN STATE LEADERS

Scoring Leader: Newbill (20) Rebounding Leader: Travis (9) Assist Leader: Newbill (3)

Penn State led 12-8 midway through the first half before suffering a scoring drought of 6:30 and seeing Northwestern seize control of the game with a 13-0 run. The Wildcats built a 21-12 lead and eventually used a 25-4 run to build a 17-point first half lead Penn State never got under 13 the rest of the way. D.J. Newbill led Penn State with 20 points on 6-of-19 shooting and Jermain Marshall added 13, all in the second half. Penn State shot just 31 percent and 3-of-15 from three and turned 15 offensive boards into just eight points. Northwestern was led by 18 points from Dave Sobolewski who went 3-of-6 from three and 17 from Jared Swopshire who was 5-of-8 from the floor for an NU team that shot 45 percent and 9-of-22 from three. Trailing 33-18 at the half, Penn State played the second half nearly even trailing NU 37-36. Foul trouble plagued the Lions and limited freshman Brandon Taylor to 20 minutes.

Northwestern 70 • 10-6, 1-2 B1G

Player statistics table for Northwestern vs Penn State, including FG, 3-PT, FT, Rebounds, PF, TP, A, TO, Blk, Stl, Min.

FG % 1st Half: 12-25 48.0% 2nd half: 10-23 43.5% Game: 22-48 45.8% 3FG % 1st Half: 4-12 33.3% 2nd half: 5-10 50.0% Game: 9-22 40.9% FT % 1st Half: 5-7 71.4% 2nd half: 12-19 63.2% Game: 17-26 65.4%

Penn State 54 • 8-7, 0-3 B1G

Player statistics table for Penn State vs Northwestern, including FG, 3-PT, FT, Rebounds, PF, TP, A, TO, Blk, Stl, Min.

FG % 1st Half: 8-26 30.8% 2nd half: 10-31 32.3% Game: 18-57 31.6% 3FG % 1st Half: 0-7 0.0% 2nd half: 3-8 37.5% Game: 3-15 20.0% FT % 1st Half: 2-3 66.7% 2nd half: 13-15 86.7% Game: 15-18 83.3%

Officials: Ted Valentine, Ray Perone, Terry Oglesby Technical fouls: Northwestern-None, Penn State-None. Attendance: 6479

Score by periods table for Penn State vs Northwestern

Points in game table for Penn State vs Northwestern

Last FG - NU 2nd-01:54, PSU 2nd-00:37. Largest lead - NU by 23 2nd-07:47, PSU by 4 1st-13:23.

Score tied - 3 times. Lead changed - 2 times.

PENN STATE @ PURDUE

Jan. 13, 2013 @ West Lafayette, Ind.

PENN STATE LEADERS

Scoring Leader: - Rebounding Leader: - Assist Leader: -

2012-13 Penn State Men's Basketball
Penn State Combined Team Statistics (as of Jan 10, 2013)
All games

RECORD:	OVERALL	HOME	AWAY	NEUTRAL
ALL GAMES	8-7	7-3	0-2	1-2
CONFERENCE	0-3	0-2	0-1	0-0
NON-CONFERENCE	8-4	7-1	0-1	1-2

##	Player	gp-gs	min	avg	Total		3-Point		F-Throw		Rebounds				pf	dq	a	to	blk	stl	pts	avg
					fg-fga	fg%	3fg-fga	3fg%	ft-fa	ft%	off	def	tot	avg								
02	Newbill, D.J.	15-15	535	35.7	78-195	.400	7-35	.200	66-98	.673	27	65	92	6.1	44	2	57	55	2	15	229	15.3
11	Marshall, Jermaine	15-15	515	34.3	73-177	.412	26-80	.325	46-61	.754	7	57	64	4.3	51	3	34	48	7	26	218	14.5
43	Travis, Ross	15-14	475	31.7	42-118	.356	4-27	.148	23-38	.605	36	78	114	7.6	39	1	6	27	5	6	111	7.4
10	Taylor, Brandon	15-11	320	21.3	36-87	.414	20-53	.377	10-14	.714	11	41	52	3.5	46	2	5	19	6	3	102	6.8
21	Borovnjak, Sasa	15-7	315	21.0	33-58	.569	0-1	.000	17-29	.586	25	28	53	3.5	42	2	5	12	8	2	83	5.5
23	Frazier, Tim	4-4	130	32.5	15-42	.357	2-11	.182	33-39	.846	9	9	18	4.5	8	0	15	12	1	9	65	16.3
20	Colella, Nick	15-1	355	23.7	19-60	.317	17-54	.315	1-1	1.000	7	25	32	2.1	37	1	14	11	0	11	56	3.7
25	Graham, Jon	15-8	253	16.9	13-43	.302	0-0	.000	11-15	.733	23	29	52	3.5	39	1	3	10	15	3	37	2.5
05	Jack, Donovan	12-0	77	6.4	9-16	.563	1-2	.500	6-9	.667	5	11	16	1.3	12	0	0	3	2	2	25	2.1
14	Montminy, Kevin	9-0	26	2.9	2-6	.333	1-4	.250	2-4	.500	3	2	5	0.6	2	0	0	0	0	0	7	0.8
01	Maduegbunam, Akosa	9-0	26	2.9	1-6	.167	0-5	.000	2-4	.500	2	4	6	0.7	1	0	2	0	0	0	4	0.4
32	Ackerman, Pat	3-0	19	6.3	2-4	.500	0-0	.000	0-0	.000	1	0	1	0.3	5	0	0	0	0	1	4	1.3
34	Wisniewski, Alan	3-0	4	1.3	0-0	.000	0-0	.000	0-0	.000	0	0	0	0.0	0	0	0	0	0	0	0	0.0
24	Cooper, Zach	1-0	0	0.0	0-0	.000	0-0	.000	0-0	.000	0	0	0	0.0	0	0	0	0	0	0	0	0.0
Team												29	25	54		1		2				
Total.....		15	3050		323-812	.398	78-272	.287	217-312	.696	185	374	559	37.3	327	12	141	199	46	78	941	62.7
Opponents.....		15	3050		311-748	.416	116-321	.361	257-365	.704	120	356	476	31.7	296	9	169	181	51	92	995	66.3

TEAM STATISTICS	PSU	OPP	Date	Opponent	Score	Att.
SCORING	941	995	11/9/12	SAINT FRANCIS	w 65-58	7329
Points per game	62.7	66.3	11/16/12	vs North Carolina State	L 55-72	4224
Scoring margin	-3.6	-	11/16/12	vs Providence	Wot 55-52	4224
FIELD GOALS-ATT	323-812	311-748	11/18/12	vs Akron	L 60-85	4224
Field goal pct	.398	.416	11/23/12	BUCKNELL	w 60-57	7713
3 POINT FG-ATT	78-272	116-321	11/28/12	BOSTON COLLEGE	L 61-73	6889
3-point FG pct	.287	.361	12/1/12	PENN	w 58-47	7086
3-pt FG made per game	5.2	7.7	12-5-12	at La Salle	L 57-82	4382
FREE THROWS-ATT	217-312	257-365	12/8/12	ARMY	w 78-70	7247
Free throw pct	.696	.704	12/15/12	DELAWARE STATE	Wot 80-76	5751
F-Throws made per game	14.5	17.1	12/23/12	NEW HAMPSHIRE	w 72-45	7852
REBOUNDS	559	476	12/29/12	DUQUESNE	w 84-74	5521
Rebounds per game	37.3	31.7	* 01/03/13	at Wisconsin	L 51-60	16156
Rebounding margin	+5.5	-	* 1/7/13	INDIANA	L 51-74	9386
ASSISTS	141	169	* 1/10/13	NORTHWESTERN	L 54-70	6479
Assists per game	9.4	11.3				
TURNOVERS	199	181				
Turnovers per game	13.3	12.1				
Turnover margin	-1.2	-				
Assist/turnover ratio	0.7	0.9				
STEALS	78	92				
Steals per game	5.2	6.1				
BLOCKS	46	51				
Blocks per game	3.1	3.4				
ATTENDANCE	71253	33210				
Home games-Avg/Game	10-7125	2-10269				
Neutral site-Avg/Game	-	3-4224				

* - Conference game

Score by Periods	1st	2nd	OT	Totals
Penn State	425	493	23	941
Opponents	421	558	16	995

2012-13 Penn State Men's Basketball
Penn State Combined Team Statistics (as of Jan 10, 2013)
Conference games

RECORD:	OVERALL	HOME	AWAY	NEUTRAL
ALL GAMES	0-3	0-2	0-1	0-0
CONFERENCE	0-3	0-2	0-1	0-0
NON-CONFERENCE	0-0	0-0	0-0	0-0

##	Player	gp-gs	min	avg	Total		3-Point		F-Throw		Rebounds				pf	dq	a	to	blk	stl	pts	avg		
					fg-fga	fg%	3fg-fga	3fg%	ft-fta	ft%	off	def	tot	avg										
11	Marshall, Jermaine	3-3	107	35.7	18-37	.486	4-12	.333	3-3	1.000	1	9	10	3.3	9	0	7	9	3	1	43	14.3		
02	Newbill, D.J.	3-3	108	36.0	15-49	.306	0-6	.000	10-12	.833	7	11	18	6.0	11	1	10	12	0	4	40	13.3		
43	Travis, Ross	3-3	98	32.7	9-27	.333	2-6	.333	0-1	.000	6	19	25	8.3	6	0	0	7	2	0	20	6.7		
21	Borovnjak, Sasa	3-3	71	23.7	8-15	.533	0-0	.000	4-6	.667	6	2	8	2.7	11	1	0	4	1	0	20	6.7		
10	Taylor, Brandon	3-3	61	20.3	5-16	.313	3-8	.375	1-3	.333	2	7	9	3.0	12	1	1	6	0	0	14	4.7		
25	Graham, Jon	3-0	43	14.3	2-10	.200	0-0	.000	2-2	1.000	3	4	7	2.3	8	1	0	2	3	1	6	2.0		
05	Jack, Donovan	3-0	21	7.0	1-4	.250	1-2	.500	2-2	1.000	2	3	5	1.7	4	0	0	1	0	0	5	1.7		
20	Colella, Nick	3-0	69	23.0	1-8	.125	1-7	.143	0-0	.000	1	6	7	2.3	7	0	5	4	0	1	3	1.0		
14	Montminy, Kevin	2-0	13	6.5	1-1	1.000	0-0	.000	1-1	1.000	2	0	2	1.0	1	0	0	0	0	0	3	1.5		
32	Ackerman, Pat	1-0	6	6.0	1-2	.500	0-0	.000	0-0	.000	1	0	1	1.0	2	0	0	0	0	1	2	2.0		
34	Wisniewski, Alan	2-0	2	1.0	0-0	.000	0-0	.000	0-0	.000	0	0	0	0.0	0	0	0	0	0	0	0	0.0		
01	Maduegbunam, Akosa	1-0	1	1.0	0-0	.000	0-0	.000	0-0	.000	0	1	1	1.0	0	0	1	0	0	0	0	0.0		
Team											10	7	17											
Total.....		3	600		61-169	.361	11-41	.268	23-30	.767	41	69	110	36.7	71	4	24	45	9	8	156	52.0		
Opponents.....		3	600		66-147	.449	20-55	.364	52-86	.605	28	70	98	32.7	41	0	36	28	15	23	204	68.0		

TEAM STATISTICS	PSU	OPP	Date	Opponent	Score	Att.
SCORING	156	204	* 01/03/13	at Wisconsin	L 51-60	16156
Points per game	52.0	68.0	* 1/7/13	INDIANA	L 51-74	9386
Scoring margin	-16.0	-	* 1/10/13	NORTHWESTERN	L 54-70	6479
FIELD GOALS-ATT	61-169	66-147	* - Conference game			
Field goal pct	.361	.449				
3 POINT FG-ATT	11-41	20-55				
3-point FG pct	.268	.364				
3-pt FG made per game	3.7	6.7				
FREE THROWS-ATT	23-30	52-86				
Free throw pct	.767	.605				
F-Throws made per game	7.7	17.3				
REBOUNDS	110	98				
Rebounds per game	36.7	32.7				
Rebounding margin	+4.0	-				
ASSISTS	24	36				
Assists per game	8.0	12.0				
TURNOVERS	45	28				
Turnovers per game	15.0	9.3				
Turnover margin	-5.7	-				
Assist/turnover ratio	0.5	1.3				
STEALS	8	23				
Steals per game	2.7	7.7				
BLOCKS	9	15				
Blocks per game	3.0	5.0				
ATTENDANCE	15865	16156				
Home games-Avg/Game	2-7932	1-16156				
Neutral site-Avg/Game	-	0-0				

Score by Periods	1st	2nd	Totals
Penn State	63	93	156
Opponents	106	98	204