

2012-13 NITTANY LION BASKETBALL PENN STATE

GAME 30

GAME INFO

TELEVISION: BTN: Eric Collins & Sean Harrington
RADIO: Penn State Sports Network: Local (1450 AM); Steve Jones (pxp) & Dick Jerardi (analyst) Sirius/XM: 92/191
WEB: Gametracker & Audio at: GoPSUsports.com
COACHES:
 PENN STATE: Patrick Chambers – 22-39 (2nd at PSU); 64-67 (4th Overall)
 WISCONSIN: Bo Ryan – 288-111 (12th at UW); 571-214 (29th Overall)
RPI: PSU:177; WIS: 42
NEXT UP: PSU will head to the 16th Big Ten Tournament in Chicago and will play in the #12 vs. #5 game at approximately 2:30 p.m. (ET). The Lions are 9-15 all-time in the tournament, having reached the finals for the first time in 2011. PSU was the #12 seed last year and lost to #5 Indiana, 75-58. PSU is 5-10 all-time in first round BTT games. The Lions have made three semifinal appearances.

2012-13 SCHEDULE

Record: 10-19 (2-15 Big Ten) **Home:** 8-8; **Road:** 1-9; **N:** 1-2
Date **Opponent** **Time (ET)** **TV/Result**

NOVEMBER				
Fri. 9	SAINT FRANCIS (PA)			W, 65-58
Puerto Rico Tip-Off Tournament, Coliseo Ruben Rodriguez, Bayamon, PR				
Thur. 15	#6/6 North Carolina State			L, 55-72
Fri. 16	Providence			W, 55-52 OT
Sun. 18	Akron			L, 60-85
Fri. 23	BUCKNELL			W, 60-57
Wed. 28	BOSTON COLLEGE			L, 61-73
DECEMBER				
Sat. 1	PENNSYLVANIA			W, 58-47
Wed. 5	at La Salle (at the Palestra)			L, 57-82
Sat. 8	ARMY			W, 78-80
Sat. 15	DELAWARE STATE			W, 80-76 OT
Sun. 23	NEW HAMPSHIRE			W, 72-45
Sat. 29	DUQUESNE			W, 84-74
JANUARY				
Thur. 3	at Wisconsin			L, 51-60
Mon. 7	#5/5 INDIANA			L, 51-74
Thur. 10	NORTHWESTERN			L, 54-70
Sun. 13	at Purdue			L, 42-60
Wed. 16	#18/17 MICHIGAN STATE			L, 72-81
Sat. 19	NEBRASKA			L, 64-68
Wed. 23	at #7/8 Indiana			L, 49-72
Sat. 26	#14/15 OHIO STATE			L, 51-65
Thur. 31	at Iowa			L, 67-76
FEBRUARY				
Tue. 5	PURDUE			L, 49-58
Sat. 9	at Nebraska			L, 53-67
Thur. 14	IOWA			L, 72-74
Sun. 17	at #4/5 Michigan			L, 71-79
Thur. 21	at Illinois			L, 59-64
Wed. 27	#4/4 MICHIGAN			W, 84-78
MARCH				
Sat. 2	at Minnesota			L, 44-73
Thur. 7	at Northwestern			W, 66-59
Sun. 10	#22/21 WISCONSIN (Alumni Day)	12:00 p.m.		BTN
2013 Big Ten Tournament – United Center, Chicago, Ill.				
Thur. 14	First Round (BTN)	2:30 p.m.		
Fri. 15	Quarterfinals (ESPN, BTN)	12, 2:30, 6:30, 9:00		
Sat. 16	Semifinals (CBS)	1:40, 4:00		
Sun. 17	Championship (CBS)	3:30		

**All times Eastern; BTN: Big Ten Network;
 Rank: #AP/ESPN/USATODAY**

PENN STATE (10-19; 2-15 Big Ten) NO. 22/21 WISCONSIN (20-10; 11-6 Big Ten)

SUNDAY, MARCH 10, 2013 @ NOON
 BRYCE JORDAN CENTER (15,261)
 UNIVERSITY PARK, PA.



Twitter: @PennStateMBB
 @Coach_Chambers



Facebook: facebook.com/pennstatebasketball

STORYLINES:

- Lions close regular season vs. eighth Top 25 opponent of the year.
- Lions have won 2 of last 3 riding end of season offensive surge.
- Borovnjak continues strong play with first career double-double.
- Travis on pace for highest B1G rebounding ranking since 2007.
- PSU shooting well from three in last six games.

THE GAME: Penn State returns to the Jordan Center to close the regular season vs. Wisconsin Sunday on Alumni Day. The Badgers posted a 60-51 victory in Madison in the Big Ten opener and lead the series 29-10. Penn State is 7-11 vs. UW in State College. Wisconsin won in its last trip to the BJC, 52-46, last season and has won the last three meetings. Penn State's last win vs. UW came 36-33 in the 2011 Big Ten Tournament. A Penn State victory would send the teams to a rematch in the No. 12 vs. No. 5 game in the first round of the 2013 Big Ten Tournament in Chicago.

ALUMNI WEEKEND: Penn State is expecting more than 50 Nittany Lion basketball alumni to return for Alumni Weekend events, which begin Saturday. Among those expected to return are two members of the 1954 NCAA Final Four team (David Edwards and Rudy Marisa) and five of the Lions Top 10 all-time scorers, including first-team All-Big Ten guard Joe Crispin (No. 3, 1,986), career three-point leader (332) Pete Lisicky (No. 4, 1,605), fourth all-time rebounder Geary Claxton (No. 7, 1,542), first-team All-Big Ten forward Jarrett Stephens (No. 9, 1,372) and Titus Ivory (No. 10, 1,369), who joined Crispin as a key cog on the 2001 team that reached the NCAA Sweet 16 and downed No. 2-seed North Carolina in what is widely considered one of the greatest wins in program history. Ivory, who is recovering from a life-threatening stroke suffered in October, will be an honorary captain for the game and this year's honored alumni at the post-game event.

NOTES TO KNOW:

- Patrick Chambers and Bo Ryan both hail from Delaware County Pa. and were born and raised approximately 12 miles from each other about 20 minutes outside Philadelphia.
- Penn State has played five games vs. AP Top 10 teams and this will be the eighth against a Top 25 team this season. The Lions' schedule is ranked No. 4 nationally in the Sagarin Ratings with PSU facing 13 Top 50 opponents and nine in the Top 25 of the Sagarin Ratings.
- Penn State ended a 19-game road losing skid and a 17-game Big Ten road losing skid Thursday at Northwestern, recording the first Big Ten road win in coach Patrick Chambers' two season and first since a victory at Minnesota on March 6, 2011.
- Penn State has won two of its last three games and three of its four losses have been by seven points or less in its last six games.
- Penn State is posting 66.0 ppg while shooting 42.7% from the floor over the last six games. The Lions averaged 54.8 ppg and 35.3% in its first 11 Big Ten.
- Three Lions are shooting better than 45% from three over the last six games (Marshall, Newbill and Colella) after no Lion (with more than five attempts) shot better than 30% from the arc over the first 11 Big Ten games.
- Sasa Borovnjak posted his first career double-double with 15 points and 10 rebounds at Northwestern. He has four double-digit scoring games in his last six outings, after entering the stretch with five on his career. He is posting 13.2 ppg and 5.2 rpg over the last six games while shooting 63% from the floor.
- Ross Travis ranks 5th in the Big Ten in rebounding (7.1) on pace for the highest B1G finish and average by a PSU player and since Geary Claxton finished 2nd (8.0) in 2007.
- PSU shot 48.9% at Northwestern, a high in B1G play and its best in a road game since shooting 56.5% at Northwestern in 2011. PSU has shot better than 43% in four of the last five games after breaking 40% just twice in its previous 11 B1G games.
- PSU has posted its four best percentages from three on the year in its last six games. Penn State has 42 threes on 40% shooting in the last six games after posting 41 threes on 23.6% in the first 11 B1G games.
- PSU is posting 78 ppg and shooting 48.6% from three in its last two home games.
- Jermaine Marshall is 8-14 (57%) from three in his last two home games.
- Newbill (4th, 16.1 ppg) and Marshall (5th, 15.8 ppg) are the 2nd highest scoring tandem in Big Ten games (31.9 ppg) behind Michigan's Trey Burke and Tim Hardaway Jr. (34.5).

PENN STATE ATHLETIC COMMUNICATIONS:

Brian Siegrist, Associate Director of Athletic Communications/Men's Basketball
E-mail: tbs1@psu.edu **Cell Phone:** 814-777-5126 **Office:** 814-865-1757
 Susan Bedsworth, Secondary Basketball contact
E-mail: sjb5001@psu.edu **Cell Phone:** 814-308-2273
Press Row: 814-863-3294 **Twitter:** @PSUSTRETCH **Website:** GoPSUsports.com

LAST TIME OUT

PENN STATE 66, NORTHWESTERN 59 March 7, 2013 • Evanston, Ill.

Penn State ended a nearly two year drought in Big Ten road games with a 66-59 victory at Northwestern to mark the first Big Ten road win under Patrick Chambers. PSU dominated the start to each half opening the game on a 12-0 run and the second half on a 7-0 run to stake double-digit leads in both halves. PSU shot 48%, won the rebounding 38-23 and got 10 steals while dominating the paint scoring 28-12. Jermaine Marshall and D.J. Newbill each scored 18 points and Sasa Borovnjak posted his best game as a Lion with 15 points and 10 rebounds. The Lions led 34-30 at the half and built a 12-point second half lead before NU got five second half threes from Alex Marcotulio, who led NU with 22 points, to take a 54-53 lead with 6:15 to play. Borovnjak and Newbill responded for PSU, which rebuilt a 59-54 lead and never trailed again. PSU led for virtually the entire game, building 12-point leads in each half before NU runs tightened the game.

STATISTICAL COMPARISON

PENN STATE		WISCONSIN	
Newbill (15.9)	SCORING LEADER	Berggren (11.4)	
Travis (7.1)	REBOUND LEADER	Evans (7.7)	
Newbill (4.0)	ASSIST LEADER	Jackson (2.7)	
61.5	SCORING OFFENSE	66.2	
67.9	SCORING DEFENSE	55.9	
-6.4	SCORING MARGIN	+10.3	
35.1	REBOUNDS PER GAME	37.3	
+1.5	REBOUND MARGIN	+4.6	
9.9	ASSISTS PER GAME	13.4	
5.4	STEALS PER GAME	5.7	
39.1	FIELD GOAL %	42.5	
42.7	FG% DEFENSE	39.3	
29.4	3PT FG%	33.6	
34.5	3PT FG% DEFENSE	30.3	
69.4	FREE THROW %	62.5	
0.8	ASSIST TO TURNOVER	1.4	
12.7	TURNOVERS	9.7	
W1	W/L STREAK	L2	

SERIES HISTORY

OVERALL:	Wisconsin Leads, 29-10
LAST MEETING:	1/3/13 at WISC, L, 60-51
CURRENT STREAK:	L, 3
AT PSU:	7-11
AT UW:	2-17
NEUTRAL SITE:	1-1
CHAMBERS VS. UW:	0-3
LAST 10 MEETINGS:	2-8


1/15/08	H	56	80	L
3/5/08	A	41	77	L
1/3/09	A	61	65	L
2/8/09	H	44	54	L
1/29/11	H	56	52	W
2/20/11	A	66	76	L
3/11/11	N	36	33	W-B10
1/31/12	H	46	52	L
2/19/12	A	55	65	L
1/3/13	A	51	60	L

SCOUTING WISCONSIN: The Badgers stand fifth in the Big Ten at 11-6 (20-10 overall) and have lost their last two outings vs. Purdue (69-56) and at Michigan State (58-43). UW shot 29% (4-23) from three and committed and uncharacteristic 17 turnovers in its loss at MSU on Thursday. Forward Jared Berggren leads UW posting 11.4 ppg and 70 rpg. Guard Ben Brust is averaging 11.2 ppg and led the team with 10 at MSU. He also has a team high 68 threes (39%), while freshman Sam Dekker leads the team shooting 44% (46-104) from three. Ryan Evans ranks third in the Big Ten in rebounding (7.7) and Berggren leads the league blocking 2.0 spg. UW leads the Big Ten giving up just 55.9 ppg and is second with a 1.4 assist-to-turnover ratio. They rank third in the nation committing just 9.7 turnovers per game.


PENN STATE PLAYERS

Website: GoPSUsports.com; Roster Size: 16; Letterman Returning/Lost: 9/4; Starters Returning/Lost: 3/2


LAST GAME STARTERS:

2 D.J. Newbill **G** 
 So. ■ 6-4 ■ 205 ■ Philadelphia, Pa.
PTS **REB** **AST** **MIN**
 15.9 5.1 4.0 36.3
CAREER 755 348 169


NOTES: 4th in scoring/4th in assists in B1G games...Double-digit scorer in last 13 straight, 26 of 29 overall, EIGHT 20-point games...7 career double-doubles...3rd in B1G with 192 free throw atts...26 pts, 8 rebs vs. Iowa...Career high 27 pts vs. MSU... leads team in scoring & assists, 2nd in rebounding...Took over point with loss of Frazier...Sat out 2011-12 after transfer from Southern Miss...Conference USA All-Freshman Team.

20 Nick Colella **G** 
 Sr. ■ 6-3 ■ 195 ■ New Castle, Pa.
PTS **REB** **AST** **MIN**
 4.0 2.4 1.1 26.2


NOTES: CH 4 steals & 4 assists at NW (3/7)...9 pts & CH 6 rebs & 4 assists at Michigan (2/17)...Started last 11 games...31 threes, 3rd on team...career high 15 points vs. Duquesne (5-of-7 from three)...Leads team in charges taken (16) & dives (65)...Granted scholarship for final season...former walk-on, played 2 years at Penn State-Behrend...joined team through open tryouts...former Lady Lion practice player...left handed.

11 Jermaine Marshall **G** 
 Jr. ■ 6-4 ■ 205 ■ Etters, Pa.
PTS **REB** **AST** **MIN**
 15.3 4.5 2.5 34.4
CAREER 849 274 118 **Threes:** 105

NOTES: Leads team at 17.3 ppg over last 6...27 vs. MICH (2/27) & 20 at ILL (2/21)...5th in scoring in B1G games...CH 6 threes vs. MICH...CH 10 assists vs. Iowa...CH 29 pts & 10 rebs vs. MSU...2 double-doubles on year, both in B1G...Led team in scoring 13 times on year...Leads team with 56 threes, 44 steals & 98 deflections...7th in B1G in steals (1.5)...8 career 20-point games, 4 on year...Good finisher in lane...deceptive pace.


43 Ross Travis **F** 
 So. ■ 6-6 ■ 225 ■ Chaska, Minn.
PTS **REB** **AST** **MIN**
 6.9 7.1 0.6 31.0

NOTES: Career high tying 15 pts, 12 rebs, 4 assists, 4 steals in win over No. 4 Michigan (2/27)...5th in B1G in rebounding (7.1)... Career high tying 13 rebs at Neb...14 pts vs. Indiana (1/7)...4 double-doubles, 2 in B1G games...7 double-digit rebounding games on year (3rd in Big Ten)...7 double-digit scoring games... Called a "junkydog" by Coach Chambers...Earned team's "Scrappiest Player" award...high motor.


21 Sasa Borovnjak **F** 
 Sr. ■ 6-9 ■ 240 ■ Belgrade, Serbia
PTS **REB** **AST** **MIN**
 7.3 3.7 0.5 23.2

NOTES: Third leading scorer (8.7) in B1G games...9th in B1G games shooting 51.9%...4 double-digit scoring games...CH 6: CH 17 pts at Michigan (2/17) & at Illinois (2/21), 15 at Northwestern (3/7) & 14 pts vs. Iowa (2/14)...13.2 ppg & 63.3% shooting over last 6 games...9 career double-figure scoring games, 7 this year...Missed 2010-11 season with torn ACL (right)...Academic All-Big Ten honoree...declared this his final collegiate season.


OFF THE BENCH

10 Brandon Taylor **F** 
 Fr. ■ 6-7 ■ 235 ■ Tabernacle, N.J.
PTS **REB** **AST** **MIN**
 5.5 3.4 0.3 20.9

NOTES: Double-digit points in 6 games...Led team with 11 pts at Purdue...8 points & 2 threes at WISC...14 points vs. Army...2nd on team with 32 threes...Started 18 games...First career start vs. Bucknell, scored career-best 16 points (4-of-8 from three)... Starter since Frazier's injury...212 Points of Trenton Player-of-the-Year...Big Ten body...Confident player...trimmed 30 pounds from his frame in the preseason.

25 Jon Graham **F** 
 So. ■ 6-8 ■ 225 ■ Baltimore, Md.
PTS **REB** **AST** **MIN**
 2.0 2.8 0.2 13.9


NOTES: Defensive and rebounding presence...leading shot blocker (24)...Equalled career best with 10 rebs vs. NC State... Named team's "Most Improved Player" 2011-12...Cut weight from 240 to 225 +4 inches to his vertical prior to 2012-13...leads team with 24 reps on 185-pound bench.

14 Kevin Montminy **G** 
 So. ■ 6-3 ■ 185 ■ Centre Hall, Pa.
PTS **REB** **AST** **MIN**
 1.0 0.4 0.0 3.1


NOTES: Career high 5 pts vs. Iowa...Played in 18 of the last 21 games, scoring in 7...Three treys in Big Ten...Walk-on from nearby Penns Valley HS (20 min from BJC)...School's all-time leading scorer (1,498)...4.0 GPA in fall...Dean's List honors in Smeal College of Business...High school valedictorian with 4.0.

34 Alan Wisniewski **F** 
 Jr. ■ 6-9 ■ 230 ■ Sterling Heights, Mich.
PTS **REB** **AST** **MIN**
 0.6 0.7 0.0 3.6


NOTES: First significant action of career at Nebraska (2/9) and posted 6 points and 8 rebs in 17 minutes...Played in 6 of last 7 games...Walk-on in third year with program...Industrial Engineering major...Holds job at downtown sandwich shop...played in 15 career games, 9 this season...four-year HS letterman in soccer.

1 Akosa Maduegbunam **G** 
 Fr. ■ 6-3 ■ 200 ■ Boston, Mass.
PTS **REB** **AST** **MIN**
 0.4 0.6 0.1 3.8

NOTES: Career high 18 minutes at Purdue...Scored first career points vs. Delaware State...played in 14 games...NEPSAC AAA All-League HM...Averaged 22.3 ppg, 8.0 rpg in leading Charlestown HS to Boston City League title as a junior...MVP of the City League Tournament...owns a team-best 35-inch vertical.

32 Pat Ackerman **F** 
 So. ■ 6-11 ■ 220 ■ Rutland, Mass.
PTS **REB** **AST** **MIN**
 0.7 0.1 0.1 4.6

NOTES: 8 min. vs. MSU...played in 12 games...6 points in Big Ten play...Scored first career points vs. Bucknell (11/23)...played in 11 games in 2011-12...Father, Tom, is former head coach at Mansfield University (Pa.), and Assumption College (Mass.)...tallest Lion player...mobile...good face-up shooter.

5 Donovan Jack **F** 
 Fr. ■ 6-9 ■ 205 ■ Reading, Pa.
PTS **REB** **AST** **MIN**
 1.7 1.0 0.0 6.6

NOTES: Diagnosed with stress fracture in right foot (2/19), will likely miss remainder of season...8 pts, 3 rebs vs. Delaware State... played in 17 games...One of the best leapers & shot blockers on team...three-time PA All-State (twice first team)...1,725 points most in city of Reading...left handed...standout volleyball player.

24 Zach Cooper G Jr. 6-1

walk-on, Associate degree from Gulf Coast State CC

35 Kevin Onyeaka F Jr. 6-5 0.0 0.0

Played at Purdue...joined team during open walk-on tryouts in late October '12

23 Tim Frazier **G** 
 Sr. ■ 6-1 ■ 170 ■ Houston, Texas
PTS **REB** **AST** **MIN**
 16.3 4.5 3.75 32.5
CAREER 1,035 372 459 (6th) **Steals:** 143 (8th)

NOTES: Injured in Akron game (11/18)...20th 20-point vs. NC State...Wooden and Naismith Candidate...preseason All-Big Ten...2012 First-team All-Big Ten...Only Div. 1 player to average at least 17 ppg & 6 apg last year...Led nation accounting for 58% of team's offense...Led Big Ten in assists (14th in NCAA) & steals & 2nd in scoring last year...Set PSU season assist record (198)..

LAST TIME vs. Wisconsin in the BJC, L, 52-46, Jan. 31, 2012

Penn State shot 45.8% in the first half and held Wisconsin to just 27% shooting and 17 points to lead 23-17 at the halftime break. The tables turned in the second half as the Lions went cold shooting 27% and were out-scored 35-23 as the Badgers hit 45% from the floor and got late scoring from Jordan Taylor. After hitting just one of its first 13 shots in the second half and trailing by seven, Penn State was within two, 40-38, with 3:36 to play, but couldn't capitalize on four chances to tie or take the lead and never got that close again. Tim Frazier scored 17 of the Lions' 23 second-half points on his way to 21 points and seven assists. Taylor led UW with 18 points and five assists - 15 in the final five minutes and 10 of those at the foul line. PSU had 12 offensive boards, but just two second-chance points.

#	Player	Total		3-Pr		Rebounds		PF	TP	A	TO	Bk	Stl	Blk	Min
		FG	FGA	FT	FTA	Off	Def								
1	Brueswitz, Mike	7	1-3	0-2	1-1	2	3	3	0	0	1	1	1	0	33
40	Brogan, Jared	11	4-10	0-2	0-2	3	7	10	4	8	0	1	2	1	28
05	Evans, Ryan	0	5-12	0-0	1-2	1	5	6	2	11	0	2	1	1	37
11	Taylor, Jordan	0	4-12	3-6	6-10	1	2	3	11	5	0	3	0	0	38
21	Garner, Josh	0	1-4	1-3	3-4	1	4	5	2	6	1	1	0	2	38
31	Brust, Ben	0	0-4	0-3	0-0	0	0	0	0	0	0	0	0	0	11
33	Wilson, Rob	0	1-2	1-2	0-0	0	0	0	0	3	0	0	1	0	9
44	Kaminsky, Frank	0	1-1	1-1	0-0	0	1	1	0	3	1	0	1	0	7
Team		17-48		5-19		13-19		9		22		31		52	
Totals		17-48		5-19		13-19		9		22		31		52	

FG % 1st Half: 7.0% 2nd Half: 10.2% 45.9% Game: 17-48 35.4%
 3FG % 1st Half: 2.1% 2nd Half: 3.8% 23.7% Game: 5-19 26.3%
 FT % 1st Half: 1.1% 2nd Half: 12.8% 66.7% Game: 13-19 68.4%

#	Player	Total		3-Pr		Rebounds		PF	TP	A	TO	Bk	Stl	Blk	Min
		FG	FGA	FT	FTA	Off	Def								
25	Graham, Jon	1	2-4	0-0	0-3	2	2	3	2	4	0	1	2	2	26
05	Glover, Matt	0	0-0	0-0	0-0	0	5	5	0	0	4	0	0	0	38
11	Marshall, Jermaine	0	0-13	1-4	0-0	0	5	5	4	13	1	0	0	0	33
33	Frazier, Tim	0	8-22	0-2	5-6	1	3	4	1	21	7	2	0	1	39
24	Woodard, Cameron	0	1-6	0-1	3-5	3	2	5	1	1	2	0	0	0	30
20	Colella, Nick	0	1-3	1-3	0-0	0	1	1	2	3	0	0	0	0	17
21	Borovnjak, Sasa	0	0-1	0-0	0-0	1	2	3	1	0	0	0	0	0	14
40	Travis, Ross	0	0-1	0-0	0-0	2	2	4	0	0	0	0	0	0	11
Team		10-50		2-10		12-16		10		20		46		23	
Totals		10-50		2-10		12-16		10		20		46		23	

FG % 1st Half: 11.0% 45.8% 2nd Half: 7.0% 26.9% Game: 10-50 20.0%
 3FG % 1st Half: 1.4% 25.0% 2nd Half: 1.6% 16.7% Game: 2-10 20.0%
 FT % 1st Half: 0.1% 0.0% 2nd Half: 8.3% 69.2% Game: 8-14 57.1%

Officials: John Higgins, Eric Curry, Paul Janssen
 Technical Fouls: Wisconsin-None, Penn State-None
 Absences: PSU

Score by periods	1st	2nd	Total
Wisconsin	17	35	52
Penn State	23	23	46

Last FG - WISCONSIN 44:44 PSU 2:40:00.00
 Largest lead - WISCONSIN 8 2:40:00.00, PSU by 3 1:41:00.01

OUTLET PASSES (PLAYERS)

■ **JERMAINE MARSHALL** is averaging 3.0 threes per game over the last six games while shooting 45% (18-40) from three over the stretch.

■ **JERMAINE MARSHALL** posted his 8th career 20-point game (4th of the season) with 25 vs. Michigan. He had a career high 29 points & 10 rebounds vs. Michigan State, for his first career double-double. He posted his second with 14 points and career-best 10 assists vs. Iowa. He has led the Lions in scoring in 13 games on the year. He leads the team with 56 threes, 44 steals and 98 deflections and is second with 72 assists.

■ **D.J. NEWBILL** He has scored in double-digits in 26 of 29 games on the year, including a career high 27 vs. MSU. His EIGHT 20-point games on the year rank third in the Big Ten and his seven career double-doubles (six at Southern Miss.) are tied for fourth-most among active Big Ten players.

■ **D.J. NEWBILL** ranks third in the Big Ten with 192 free throw attempts trailing only Aaron White (212) and Cody Zeller (212).

■ **SASA BOROVNJAK** ranks 9th shooting 51.8% in Big Ten games. He has shot better than 60% in seven Big Ten games, including in four of his last six.

■ **ROSS TRAVIS** has led the team in rebounding in 17 games and has seven double-digit rebounding games on the year, including a career-best tying 13 at Nebraska, 11 at Wisconsin, 10 at Michigan and 12 vs. Michigan. He is fifth in the Big Ten posting 7.1 rpg. He led the Lions in rebounding eight times last year as a freshman.

■ **ROSS TRAVIS** posted his fourth double-double on the year with a career high tying 15 points and 12 rebounds vs. Michigan, his second double-double vs. Michigan on the year. He led Penn State with 10 rebounds and added 11 points vs. Akron in the Puerto Rico Tip-Off for his first career double-double.

■ Former walk-on **NICK COLELLA** was granted a scholarship for his senior campaign. He was placed on scholarship for the second semester of last season and started six-straight games in the Big Ten. He has started 11 straight Big Ten games this year for 17 total career starts in Big Ten play. He posted a career-best 15 points on 5-of-7 from three vs. Duquesne.

■ **NICK COLELLA** set a career high with 4 steals and equaled a career high with 4 assists in 39 minutes of the Lions win at Northwestern. He is 8-17 (47%) from three in the last six games.

OUTLET PASSES (TEAM)

■ **DEFICIT REDUCTION:** Penn State came from 15 down with 10:39 to play to beat No. 4 Michigan, its largest comeback to post a win since trailing Seton Hall by 15 in the first half on Dec. 8, 2007.

■ Penn State was whistled for 31 fouls in its loss at Illinois, the most in two seasons under coach Patrick Chambers, and 88 more fouls than opponents in Big Ten games.

■ D.J. Newbill and Jermaine Marshall have each posted double-figure scoring in 15-of-17 B1G games, Newbill in the last 13 straight. Sasa Borovnjak joined Newbill and Marshall in double-digits vs. Iowa (2/14) for the first B1G game with more than two players in double-figures on the season. The Lions have had three or more in five of the last six games.

■ Penn State is averaging 65.9 ppg at home, eclipsing 70 seven times, and 55.8 ppg on the road this season, with highs of 67 at Iowa and 71 at Michigan.

■ Penn State held Purdue without a three (0-10) and is now allowing just 5.7 threes per game in Big Ten play. The Lions gave up 7.9 per game in Big Ten play last year.

■ D.J. Newbill ranks second (36.3) and Jermaine Marshall seventh (34.4) in minutes played in the Big Ten.



STANDINGS (March 8)

Team	BIG TEN			OVERALL		
	W-L	%	W-L	%	%	
1. Indiana	13-4	.765	25-5	.833		
2. Michigan State	12-5	.706	26-5	.833		
Michigan State	12-5	.706	23-7	.767		
Ohio State	12-5	.706	22-7	.759		
5. Wisconsin	11-6	.647	20-10	.667		
6. Illinois	8-9	.471	21-10	.677		
Minnesota	8-9	.471	20-10	.667		
Iowa	8-9	.471	19-11	.633		
9. Purdue	7-10	.412	14-16	.467		
10. Nebraska	5-12	.294	14-16	.467		
11. Northwestern	4-13	.235	13-17	.433		
12. Penn State	2-15	.118	10-19	.345		

BIG TEN SCHEDULE:

Saturday, March 9, 2013
 Minnesota @ Purdue • BTN • 12:00 p.m. ET
 Nebraska @ Iowa • BTN • 1:15 p.m. ET
Sunday, March 10, 2013
 Wisconsin @ Penn State • BTN • 12:00 p.m. ET
 Indiana @ Michigan • CBS • 4:00 p.m. ET
 Illinois @ Ohio State • ESPN • 12:30 p.m. ET
 Northwestern @ Michigan State • BTN • 6:00 p.m. ET

PENN STATE IN THE BIG TEN

FIRST YEAR: 1992-93 Season
REGULAR SEASON RECORD: 109-247 (21st Season)
TOURNAMENT RECORD: 9-15
ROAD RECORD: 32-146
HOME RECORD: 77-101
MOST WINS; SEASON: 12-6 (1996), 10-8 (2009), 9-9 (2011), 9-9 (1995), 8-8 (1998), 7-9 (2001), 7-11 (2008), 6-10 (2006)
BEST SEASON: 12-6 record, 2nd, 1995-96 season.
.500+ SEASONS: 5, the last coming in 2010-11
LAST YEAR: 4-14 (T11th)
BEST START: 4-0 in 1995-96 season.
LONGEST WIN STREAK: 4, twice, 1996 & 2009
LONGEST HOME WIN STREAK: 9 (one season), 1996, 12 (two seasons) 1995 & 1996
MOST ROAD WINS IN A SEASON: 3, 7 times, last 2011
LONGEST ROAD WIN STREAK: 2, 3 times, last 2010

ROAD VICTORY: Penn State's 66-59 win at Northwestern on March 7 marked the first Big Ten road win under second year coach Patrick Chambers and ended a 19-game road losing skid and 17-game Big Ten road skid that dated to a win at Minnesota on March 6, 2011. PSU shot 48.9% in the game, its best performance in a Big Ten road game since hitting 56.5% at Northwestern in 2011. The Lions grabbed 10 steals, their most since posting 11 vs. Providence in the third game of the season.

EAST COAST COACHING CONNECTION: Penn State head coach **Patrick Chambers** and Wisconsin's **Bo Ryan** both hail from Delaware County Pennsylvania. Ryan was born and raised in an area approximately 12 miles from Chambers and about 20 minutes from downtown Philadelphia in Chester, Pa. and coached high school basketball in Pennsylvania at Brookhaven and Sun Valley, both near Philadelphia. Chambers and Iowa head coach **Fran McCaffery** were both born in Philadelphia, Pa. and have deep coaching ties to the city. Chambers played at Philadelphia University and later coached at Episcopal Academy (HS) and Villanova. McCaffery played at Penn and was later an assistant coach for the Quakers before becoming head coach at Lehigh, about an hour north of the city. Northwestern's **Bill Carmody** also has strong east coast ties having been born in Spring Lake, N.J. and coached at Princeton and Providence (assistant) as does Michigan's **John Beilein** who was born in Burt, N.Y. and made several coaching stops around western New York and the east coast including at Canisius, Richmond, West Virginia, LeMoyné and Nazareth.



THE PENN STATE BASKETBALL SHOW



"The Penn State Basketball Show presented by Pepsi," Coach Patrick Chambers' weekly call-in radio show, will be broadcast live from Damon's Grill in State College again this season.

Hosted by Steve Jones, the show will air live from the clubhouse at Damon's (1031 E. College Ave.) Thursday nights from 6:05 to 7:00 p.m. Fans are encouraged to ask questions of the coach live and in-person or by calling 1-800-52LIONS (525-4667). Questions will also be taken via twitter at @PennStateMBB. The show can be heard on more than 40 radio stations on the Penn State Sports Network and on-line at GoPSUsports.com.

MEDIA INFORMATION

Penn State will hold in-person press conferences with head coach **Patrick Chambers at 2:15 p.m. on Mondays** (with some exceptions) and **phone only teleconferences at 11:00 a.m. on Fridays** throughout the year. **Penn State players** will be available immediately following most Monday press conferences for 15-20 minutes prior to practice and at selected times throughout the week. Coach Chambers will also be available **Monday mornings at 10:40 a.m. (ET) via the BIG TEN TELECONFERENCE.**

PRESS SCHEDULE

Tues. March 5 2:15 p.m. BJC Green Room
 Tues. March 12 2:15 p.m. BJC Green Room

TELECONFERENCE FRIDAY'S AT 11:00 A.M.

CALL IN #: 1-866-493-5099
 Fri. March 8 11:00 a.m.

BIG TEN COACHES TELECONFERENCES WEEKLY: Monday's 10 a.m. - 11:50 a.m ET

Coach Chambers @ 10:40 a.m. (ET)
 Call In#: 1-800-762-8779.
 Weekly passcode e-mailed each Sunday.
 Available for play-back for 24 hours following call.
To access the play-back:
 dial: 1-800-406-7325; PASSCODE: 121473#

BUILDING A TWITTER FOLLOWING:

Coach Patrick Chambers twitter account (@Coach_Chambers) eclipsed 10.2K followers in early January. Chambers was ranked among the Top 25 most followed Division I basketball coaches, and fourth among Big Ten coaches, in a preseason survey by the basketball blog runthefloor.com. He has gained more than 1,200 followers since that survey.

ATHLETICS EXCELLS IN FALL SEMESTER:

Another superlative fall sports season has boosted Penn State into eighth place in the Learfield Sports Directors' Cup standings. The Nittany Lions are in the Top 10 on the strength of the women's volleyball team's fifth NCAA semifinal or championship match appearance in the past six years and the women's soccer team advancing to the NCAA College Cup championship match. Penn State won five Big Ten Championships this fall in field hockey (regular season and tournament), men's soccer, women's soccer and women's volleyball. Five Penn State coaches were selected Big Ten Coach of the Year, including first-year football coach Bill O'Brien.

PENN STATE BASKETBALL: IN THE PAINT



"Penn State Basketball: In The Paint presented by Pepsi" is a fast-paced 30-minute program that takes fans inside Penn State basketball with exclusive interviews and access, features and game highlights. Produced by Penn State Public Broadcasting it will air eight episodes throughout the season, which will be televised on WPSU-TV, across the Commonwealth and markets in the Mid-Atlantic. Check local listings for airtimes.

Local Airtimes:
 WPSU-TV, Ch. 3 (State College/Central Pa.):
 o Sundays at 12:00 p.m. & 11:30 p.m.;
 WTAJ-TV, Ch. 10 (State College, Altoona, Johnstown):
 o Sundays at 11:35 p.m.

EPISODE DEBUTS:
 Jan. 11, 18 & 25; Feb. 1 & 15; March 1 & 15

CLOSE LOSSES: Eight of Penn State's 15 Big Ten losses have been by single digits. Five of the Lions last seven losses have been by single digits. The Lions have lost three games by 20 points or more in the Big Ten. Three teams have more 20+ point losses in Big Ten play.

70+ POINTS: Penn State's four 70-point games in Big Ten play are its most since posting four in 2010. The Lions have eight 70+ point outings on the year, more than the seven posted last year (with one in Big Ten play) and the team's most since posting eight in 2009-10. The Lions' streak of four straight 70+ point games to end the non-con season was their longest since posting seven in December of 2008.

FOUL LINE DEFICIT: Penn State is being outscored 19.7 to 13.1 ppg at the foul line by Big Ten foes, having been outscored at the foul line in every Big Ten game before besting No. 4 Michigan (20-13) and Minnesota (15-14). Big Ten opponents have made more free throws (335) than PSU has taken (317) and have 165 more attempts. Seven Big Ten foes have shot 30 or more free throws and 11 have attempted 25 or more.

LIONS DOWN NO. 4 MICHIGAN: Penn State's victory over No. 4 Michigan on Feb. 27 in the Bryce Jordan Center marked the highest ranked opponent Penn State has ever beaten at home. For the second-straight season, coach Patrick Chambers' team defeated a ranked opponent in the BJC after downing No. 22/25 Illinois, 54-52, last year. Michigan marked the highest ranked team Penn State has beaten since downing No. 2/3 Michigan State, 65-63, in the 2001 Big Ten Tournament and just the program's third ever victory against a team ranked in the top four of the AP poll. All have occurred since 2000, with Penn State downing AP No. 4 Ohio State, 71-66, in the 2000 Big Ten Tournament.

MARSHALLING RESOURCES: Junior Jermaine Marshall has snapped out of an early February shooting slump to play some of the best basketball of his career at the end of the season. He postined back-to-back 20-point games for the first time in his career with 20 at Illinois and 27 vs. Michigan while shooting a combined 10-of-18 (55.5%) from three and posting career-best three-point totals (4 & 6) in back-to-back games. He made his 100th career three vs. Michigan to move into 13th all-time (105) at Penn State. Marshall is the Lions leading scorer over the last six games posting 17.3 ppg, while adding 3.6 assists and a team high nine steals. Marshall is shooting 18-40 (45%) from three over the span while averaging 3.0 per game

POTENT TRIO OF GUARDS TO RETURN: Penn State's high scoring guard trio will all return for the 2013-14 season. With Jermaine Marshall and D.J. Newbill on pace to finish the 2012-13 campaign with around 800 career points each, they could give the Lions three 1,000-point scorers that have combined to produce 37 20-point games on the floor during the 2014 Big Ten season. What will be a combination

TIM FRAZIER INJURY: WHAT'S MISSING

■ **TIM FRAZIER** was named to the preseason All-Big Ten team by conference media voters. Frazier was named a first-team All-Big Ten selection last year after leading the Big Ten in assists (6.2) and finishing second in scoring (18.8) and steals (2.4).

■ stands 6th on the Penn State career assist charts with 459 after posting a record 198 last year and is 151 assists shy of breaking the all-time career record of 600 set by Freddie Barnes in 1992.

■ scored 208 field goals and had 198 assists to lead the nation being involved in 58.4% of Penn State's field goals last year. Only two other players in Division I were involved in 50% or more of their teams scoring.

■ was the **ONLY** player in NCAA Division I to post at least 17 points and 6 rebounds a game last year.

■ had led Penn State in scoring in 28 of the last 35 games, including 15 of 19 games vs. Big Ten opponents, and scored 20 or more points in 9 of his last 13 games before his injury. Was averaging 21.7 ppg through the first three games of the season.

of two seniors and a junior with more than 250 games played and 170 career starts under their belts prior to the 2013-14 campaign, they could bring combined career totals of more than 3,000 points, 1,000 rebounds and 800 assists to the floor during the 2014 Big Ten season.

	Career Pts	20+ games	Double-digit	CH
Frazier	1,035	20	43	30
Marshall	849	8	45	29
Newbill	755	9	39	27
TOTALS	2,639	37	126	
	Assists	Steals	Rebounds	3's
Frazier	459	143	372	49
Marshall	114	89	267	105
Newbill	164	57	347	25
TOTALS	745	293	993	179

DO IT ALL D.J.: Sophomore D.J. Newbill was selected a team captain before he ever played a game for Penn State after he excelled in a redshirt season upon transferring from Southern Mississippi. With the loss of Tim Frazier to injury in the fourth game, he was thrust into point guard duties and in that role has produced in a major way in virtually every category for Penn State:

- Is riding a career best double-digit scoring string of 13 games, including three of his eight 20-point outings.
- He leads the team in scoring, assists, minutes, free throws and free throw attempts.
- He ranks second in rebounding and steals and is the team's top defender often assigned to corral an opponent's top threat, including match-ups such as guarding 6-8 Iowa forward Aaron White.
- He is a strong and vocal leader on and off the floor.

NEWBILL ON POINT: D.J. Newbill, a natural off-guard, has taken over point guard duties since the injury to Tim Frazier in the fourth game of the season. He is logging big minutes at the position playing 36.3 per game to rank second in the Big Ten.

- Is shooting 11-23 (47.8%) from three the last six games, a marked increase over his 26% season average.
- He has posted double-digit points in 26 of 29 games, including a current career-best string of 13 straight, with EIGHT 20-point outings, including a career high 27 vs. Michigan State (1/16) and 26 vs. Iowa (2/14).
- He posted his best floor game with just one turnover and six assists to go with 15 points in 39 minutes vs. Ohio State's Aaron Craft (1/26).
- He has led the Lions in scoring 12 times since Frazier's injury with career highs on four occasions, 23 points and 12 rebounds vs. Duquesne for his first double-double at PSU and seventh career.

LOOKING AHEAD

Tues., March 5	Thurs., March 7	Fri., March 8	Sat., March 9	Sun., March 10	Tues. March 12	Thurs., March 14
Patrick Chambers' Press Conference 12:30 p.m. Penn State Basketball Show Live from Damon's Grill 6:05-7:00 p.m.	@ Northwestern Evanston, Ill. 7:00 p.m. (ET) ESPNU	Patrick Chambers' Teleconference 11:00 a.m.	Penn State Basketball Alumni Reunion	Wisconsin Bryce Jordan Center 12:00 p.m. (ET) BTN	Patrick Chambers' Press Conference 2:15 p.m.	Big Ten Tournament Chicago, Ill. First Round Game #12 vs. #5 Approx. 3:00 p.m. (ET) BTN



SEASON HONORS

- D.J. Newbill**
 • No. 4 Play of the Day on ESPN's Sportscenter (1/3)
- Tim Frazier**
 • Preseason All-Big Ten Team
 • Wooden Award Preseason Top 50
 • Naismith Award Preseason watch list
 • No. 15 ranked point guard in nation, cbsports.com
 • No. 54 among Top 100 players, cbsports.com
 • 1 of 30 candidates for Senior CLASS Award

DOUBLE-FIGURES

SCORING	CAREER	SEASON
Tim Frazier	43	3
Jermaine Marshall	45	24
D.J. Newbill	39	26
Ross Travis	12	7
Sasa Borovnjak	9	8
Brandon Taylor	6	6
Nick Colella	3	1
Jon Graham	2	-

REBOUNDING	CAREER	SEASON
D.J. Newbill	7	1
Ross Travis	7	7
Tim Frazier	3	-
Jon Graham	2	1
Jermaine Marshall	1	1
Sasa Borovnjak	1	1

ROAD RECORD:

ON THE YEAR: 1-9 (1-8 Big Ten)
2011-12: 1-11 (0-9 Big Ten)
Previous 2 Years: 4-19 (3-15 Big Ten)
Big Ten Road Games: 32-146 overall
Most Big Ten Road Games Won In A Season: 3 (seven occasions, last in 2011). The Lions reached the post-season in all but one of those seasons (1999).

CAREER & SEASON HIGHS

SCORING	CAREER	SEASON
Frazier	30 (@ NEB, '12)	23 (SFU)
Marshall	29 (MSU, '13)	29 (MSU)
Newbill	27 (MSU '13)	27 (MSU)
Borovnjak	17 (2X @ ILL '13)	17 (2X @ ILL)
Taylor	16 (BUCK '12)	16 (BUCK)
Travis	15 (2X MICH, '13)	15 (MICH)
Colella	15 (DUQ, '12)	15 (DUQ)
Graham	10 (2X NW, '12)	5 (@ IU)
Jack	8 (DEL ST, '12)	8 (DEL ST)
Wisniewski	6 (NEB '13)	6 (NEB '13)
Maduegbunam 2	(2X @PUR '13)	2 (2X, @PUR)
Montminy	5 (IOWA '13)	5 (IOWA)
Ackerman	2 (4X OSU '12)	2 (4X, OSU)

REBOUNDING	CAREER	SEASON
Newbill	16 (UTEP, '11)	12 (DUQ)
Travis	13 (2X NEB '13)	13 (2X NEB)
Frazier	11 (2X COR, '11)	9 (PROV)
Graham	10 (2X NCST '12)	10 (NCST)
Marshall	10 (MSU, '13)	10 (MSU)
Borovnjak	10 (@NW, '13)	10 (@NW)
Wisniewski	8 (NEB '13)	8 (NEB '13)
Taylor	6 (2X @PUR '13)	6 (2X @PUR)
Colella	6 (2X @MICH, '13)	6 (2X @MICH)
Jack	4 (DUQ, '12)	4 (DUQ)
Montminy	2 (2X, NW '13)	2 (2X, NW)
Maduegbunam	2 (DUQ '12)	2 (DUQ)
Ackerman	3 (BC '12)	1 (IU)

ASSISTS	CAREER	SEASON
Frazier	11 (YSU, '11)	7 (PROV)
Marshall	10 (IOWA '13)	10 (IOWA)
Newbill	7 (2X PUR '13)	7 (2X PUR)
Colella	4 (2X @NW '13)	4 (2X @NW)
Travis	4 (MICH, '13)	4 (MICH)
Borovnjak	3 (@ MICH '13)	3 (@ MICH)
Graham	1 (10x)	1 (5x MICH)
Taylor	2 (IOWA '13)	2 (IOWA)
Maduegbunam	1 (DEL ST, '12)	1 (DEL ST)
Ackerman	1 (MSU, '13)	1 (MSU)

QUICK FACTS

UNIVERSITY

Name: The Pennsylvania State University
Location: University Park, Pa. 16802
Founded: 1855
Enrollment: 43,831 (38,205 undergraduate)
Nickname: Nittany Lions
Colors: Blue & White
Conference: Big Ten Conference
Division: NCAA Division I
Home Court: Bryce Jordan Center (15,261)
President: Dr. Rodney Erickson
Acting Athletic Director: Dr. Dave Joyner
Ticket Office Phone: 1-800-NITTANY

BASKETBALL HISTORY

First Year of Basketball: 1897
All-time MBB Record: 1,371-1,085 (117th Season)
Record in Jordan Center: 173-108 (18th Season)
NCAA Tourn. Years (Record)/Last: 9 (9-11), 2011
NIT Years Record/Last: 10 (22-9), 2009 NIT Champions
Big Ten Record: 118-248 (21st Season)

2011-12 REVIEW

2011-12: 12-20 (H: 10-7; A: 1-11; N: 1-2)
2012 Big Ten Finish: T11th (4-14)
2012 Big Ten Tournament: 0-1, L, 75-58 vs (5) Indiana

Scoring (B1G/NCAA): 61.8 (11th, 288th)
Field Goal Percentage: 39.3 (12th, 325th)
Three-Point Percentage: 31.1 (11th, 262nd)
Free Throw Percentage: 68.6 (11th, 194th)
Scoring Defense: 65.8 (8th, 127th)
Field Goal Percentage Defense: 43.4 (8th, 181st)
Rebounding: 33.9 (6th, NA);
Turnovers: 12.2 (NA, 62nd);
Assists: 10.8 (11th, 305th)
Steals: 6.8 (5th, 130th)

2012-13 NITTANY LION ROSTER

NUMERICAL

NO.	NAME	POS.	HT.	WT.	YR./ELIG.	HOMETOWN/HIGH SCHOOL
1	Akosa Maduegbunam	G	6-3	200	Fr./Fr.	Boston, Mass./Charlestown HS/Winchendon Sch.
2	D.J. Newbill	G	6-4	205	Jr./So.	Philadelphia, Pa./Strawberry Mansion
5	Donovon Jack	F	6-9	205	Fr./Fr.	Reading, Pa./Berks Catholic
10	Brandon Taylor	F	6-7	235	Fr./Fr.	Tabernacle, N.J./Trenton Catholic
11	Jermaine Marshall**	G	6-4	205	Sr./Jr.	Etters, Pa./Red Land
14	Kevin Montminy*	G	6-3	185	So./So.	Centre Hall, Pa./Penns Valley Area
20	Nick Colella*	G	6-3	195	Sr./Sr.	New Castle, Pa./New Castle/PSU-Behrend
21	Sasa Borovnjak**	F	6-9	240	Sr./Sr.	Belgrade, Serbia/Veritas Christian (N.C.)
23	Tim Frazier***	G	6-1	170	Sr./Sr.	Houston, Texas/Strake Jesuit
24	Zach Cooper	G	6-1	170	Jr./Jr.	Ijamsville, Md./Urbana/Gulf Coast State (CC)
25	Jon Graham*	F	6-8	225	Jr./So.	Baltimore, Md./Calvert Hall
32	Patrick Ackerman*	F	6-11	220	So./So.	Rutland, Mass./Worcester Academy
34	Alan Wisniewski*	F	6-9	230	Jr./Jr.	Sterling Heights, Mich./Bishop Foley
35	Kevin Onyeaka	F	6-5	205	Sr./Jr.	Harrisburg, Pa./Central Dauphin East/PSU-Mont Alto
43	Ross Travis*	F	6-6	225	So./So.	Chaska, Minn./Chaska
	John Johnson	G	6-1	175	So./So.	Philadelphia, Pa./Life Center Academy/Univ. of Pittsburgh

* = Letters Earned

COACHING & SUPPORT STAFF

Head Coach: Patrick Chambers (2nd at PSU, 4th overall, Philadelphia University, '94)
Associate Head Coach: Eugene Burroughs (Richmond, '94)
Assistant Coaches: Keith Urgo (Fairfield, '02) & Brian Daly (Saint Joseph's, '92)
Director of Basketball Operations: Ross Condon (Villanova, '07)
Director of Player Development: Adam Fisher (Penn State, '06)
Strength Coach: Brad Pantall (Penn State, '96)
Athletic Trainer: Jon Salazer (Penn State, '93)

BY ELIGIBILITY

SENIORS (3)	
21	Sasa Borovnjak** _____ F
20	Nick Colella* _____ G
23	Tim Frazier*** (will apply for 5th year) _____ G
JUNIORS (4)	
11	Jermaine Marshall** _____ G/F
24	Zach Cooper _____ G
34	Alan Wisniewski* _____ F
35	Kevin Onyeaka _____ F
SOPHOMORES (6)	
2	D.J. Newbill _____ G
14	Kevin Montminy* _____ G
25	Jonathan Graham* _____ F
32	Patrick Ackerman* _____ F
43	Ross Travis* _____ F
	John Johnson _____ G
FRESHMEN (3)	
1	Akosa Maduegbunam _____ G
5	Donovon Jack _____ F
10	Brandon Taylor _____ F

PRONUNCIATIONS

SASA BOROVNJAK
 SAW-sha BOE-rahv-KNEE-yak
AKOSA MADUEGBUNAM
 Ugh-COE-sa MAD-a-WAY-boo-nam
KEVIN ONYEAKA
 OH-knee-AHH-kuh
ALAN WISNIEWSKI
 WIZ-new-SKI



QUOTABLE

"Words cannot express how I feel right now. They didn't lose the fight or the fire, and I knew we were going to win one down the line. They will never forget that for as long as they live. They have earned it by going above and beyond."
- Patrick Chambers on win over No. 4 Michigan

"I think what you saw today is why we all love college basketball. I've been seeing this coming with Pat Chambers' team for the last month. We've watched a lot of video and they're just really getting used to playing well together. They make every extra pass, took four or five charges against us. They beat us fair and square, and in the last ten minutes really outplayed us. They had a great plan, really did a great job on Trey Burke and their guys hit shots that they can hit."
- Michigan coach John Beilein

"Patrick Chambers has not allowed his team to be discouraged. He just won't accept it. And they have remained onboard. It's been an amazing trick... It's not where Chambers and his guys have been. It's where they're going. And, by now, they must think he has a hell of a good compass."
- David Jones, Harrisburg Patriot-News (2/28)

"I have great respect for the players/staff of PSU...great heart/enthusiasm while searching for 1st W...If Pat Chambers kids can stay healthy, add some recruits/maintain same energy/toughness and improvement this program will rise very quickly"
- ESPN's Dan Dakich via Twitter (2/22)

"The energy, attitude and resolve we've had has been incredible. We're getting better. A couple weeks ago, we wouldn't have been in this game."
- Chambers after 79-71 loss at Michigan (2/17)

"It speaks to the quality of effort Penn State puts forth."
- Shon Morris, BTN on Penn State's close game at No. 4 Michigan (2/17)

"I think we learned today, Penn State does not have a glass jaw."
- Tom Hamilton, BTN, at No. 4 Michigan (2/17)

"We're playing hard. We're playing together. We just need that one stop, or we need that one shot to go down. I feel like we're getting better."
- Chambers after loss at Iowa (1/31)

"He's like Rocky Balboa...he kept coming and coming. He took a 1,000 punches from Oladipo, Hulls and Sheehey, but he kept coming. He has a boxer's mentality. He's just going to keep throwing punches. I think you saw a leader emerge. I was really proud of him."
- Chambers on D.J. Newbill's play at Indiana (1/23)

"They're so physical, they're great at going in and kind of seeking contact and bouncing you off and scoring the ball. They're really strong guys. That backcourt with (Tim) Frazier next year is going to be really good."
- Nebraska coach Tim Miles on PSU guards (1/19)

"I'm looking at that player in the suit (Frazier) that was there today, and that player would make a big difference on that team. Those two wing guys and then a player of his caliber at the point - it's going to be an impressive team next year."
- Michigan State Coach Tom Izzo (1/16)

"Do I miss him?...I don't miss him. He's attached to my hip everyday. This is going to turn out to be a blessing in the long run. I really believe that. He helped run practice the other day. I ran the blue team and Tim ran the white team."
- Patrick Chambers on Tim Frazier

"I think Pat's (Chambers) doing a fantastic, fantastic job, maybe one of the best jobs in the country. I played against his team when they had (Tim) Frazier and for them to be doing what they're doing without him, that's a major, major credit to Pat and those kids."
- Jim Ferry, Duquesne Head Coach

NOTES FROM RECENT OUTINGS

NOTES FROM WIN AT NORTHWESTERN (3/7):

- Penn State shot 48.9%, its best performance in a road game since hitting 56.5% at Northwestern in 2011.
- The Lions snapped a 19-game road losing skid and 17-game Big Ten road skid, posting their first Big Ten road win under Patrick Chambers.
- The Lions won the rebounding battle 38-23, dominated scoring in the paint (28-12) and gained 10 steals.
- Penn State did not make a substitution in the second half.
- Sasa Borovnjak posted his first career double-double with 15 points and a career high 10 rebounds
- Nick Colella tied a career high with four assists and set a career high with four steals.
- Penn State shot better than 40% from three for the fourth time in the last six games.

NOTES FROM VICTORY OVER NO. 4 MICHIGAN (2/27):

- The win marked the highest ranked opponent Penn State has ever beaten at home and the highest ranked opponent beaten since the Lions downed No. 2/3 Michigan State in the 2001 Big Ten Tournament.
- Penn State's 84 points equaled the most ever scored under coach Patrick Chambers tying the 84 vs. Duquesne in December and were the most scored in a Big Ten game since 2008.
- The Lions' 10 threes and 50% (10-20) from three were both season highs and the most since making 10 vs. Purdue on Jan. 5, 2012. The 50% tied the best mark ever under Chambers equalling the 11-of-22 posted vs. Youngstown State last year.
- Penn State posted nine steals and force 15 turnovers from Michigan which entered the game 2nd in the nation with just 9.5 turnovers per game. PSU's 20 points off turnovers marked its most in Big Ten play and second most on the season.
- Penn State out-scored Michigan 20-13 at the foul line, marking the first Big Ten opponent out-scored at the foul line.
- Penn State closed the game on a 33-12 run after trailing by 15 and held Michigan without a field goal the final 6:30.
- At least three Penn State players scored in double-digits for the fourth straight game after no more than two did for the first 11 Big Ten games.
- Jermaine Marshall posted his second straight 20-point game with a game-high 25. He had a career high six threes on a career best equalling 60% (6-10) from the arc, leading the team in scoring for the 12th time.
- Ross Travis recorded fourth double-double of the year, and second straight vs. Michigan. He tied a career high with 15 points, set career highs with four assists and four steals and posted 12 rebounds in the best all-around game of his young career.
- D.J. Newbill posted 17 points while playing all 40 minutes for his career-best 11th straight double-figure scoring game and 24th on the year.

A NEW MARSHALL IN TOWN: Junior Jermaine Marshall has emerged as not only one of Penn State's main offensive weapons, ranking 5th in Big Ten games scoring 15.8 ppg, but a primary ball handler, sharing duties at the point with D.J. Newbill, and a generator of turnovers, leading the team with 44 steals (7th in the Big Ten, 1.5 spg) and 98 deflections.

- Posted his fourth 20-point game of the year and first career back-to-back with a game high 25 points in the win over No. 5 Michigan following 20 at Illinois.
- Posted career high three-point totals in back-to-back games first going 4-of-8 at Illinois and then 6-of-10 vs. Michigan.
- He has led Penn State is scoring 13 times on the year while posting 24 double-digit outings.
- He has two double-doubles on the year, posting his first with career highs of 29 points and 10 rebounds vs. Michigan State (1/16). His combined point and rebound total (39) were the most by a Nittany Lion since Talar Battle posted 28 points and 13 rebounds (41) in a 69-61 win over Michigan in 2008.
- He logged his second double-double with 14 points and a career high 10 assists vs. Iowa (2/14), the most assists for a Lion since Tim Frazier posted 11 in a game in November of 2011.
- He is one of four players in the Big Ten to post 10 or more assists in a game on the season.
- Had a career high five steals in the win over New Hampshire.
- Marshall is the Lions' leading active career scorer (discounting the injured Tim Frazier) with 849 points and three-point shooter with 105 career threes (13th all-time). He is three threes shy of Stanley Pringle (108) for 12th all-time and five shy of Jon Crispin (110) for 11th.

WHAT A COMBO!:

- The guard combination of Junior Jermaine Marshall (24) and sophomore D.J. Newbill (26) has combined to record 50 of the Lions 75 double-digit scoring games this season.
- They have both scored in double-digits in the same game in 22 of 29 games on the year.
- Marshall and Newbill account for 50% of the Lions points and steals and 56% of the team's free throws.
- The pair combined to score 42 points in the Lions' 84-78 victory over No. 4 Michigan shooting 8-of-14 (57%) from three.
- Marshall posted career highs of 29 points and 10 rebounds

STARTS CHART

CAREER STARTS

PLAYER	10-11	11-12	12-13	CAREER	CONS	GAMES
#23 Tim Frazier	33	32	4	79	-	101
#2 D.J. Newbill	32*	DNP	29	61	29	61
#11 Jermaine Marshall	17	28	45	6	88	
#43 Ross Travis	16	25	41	7	61	
#25 Jon Graham	17	8	25	-	55	
#21 Sasa Borovnjak	7	21	28	21	79	
#10 Brandon Taylor		18	18	-	28	
#20 Nick Colella	6	12	18	11	55	

* at Southern Mississippi

2012-13 SEASON

GAME	POSITION					LINE-UP RECORD
	1	2	3	4	5	
FIRST FOUR GAMES	23	2	11	43	25	2-2
BUCKNELL	2	11	43	10	25	
BOSTON COLLEGE	2	11	43	10	25	
PENN	2	11	43	10	25	
@ LaSalle	2	11	43	10	25	2-2
ARMY	2	11	43	10	21	
DELAWARE ST.	2	11	43	10	21	
NEW HAMPSHIRE	2	20	11	10	21	1-0
DUQUESNE	2	11	43	10	21	
@ Wisconsin	2	11	43	10	21	
INDIANA	2	11	43	10	21	
NORTHWESTERN	2	11	43	10	21	
@Purdue	2	11	43	10	21	
MICHIGAN STATE	2	11	43	10	21	
NEBRASKA	2	11	43	10	21	3-6
@ Indiana	2	20	11	10	21	
OHIO STATE	2	20	11	43	21	
@ Iowa	2	20	11	10	21	
PURDUE	2	20	11	10	21	0-3
@ Nebraska	2	20	10	43	21	0-1
IOWA	2	20	11	43	21	
@ Michigan	2	20	11	43	21	
@ Illinois	2	20	11	43	21	
Michigan	2	20	11	43	21	
@ Minnesota	2	20	11	43	21	
@ Northwestern	2	20	11	43	21	2-5

BENCH SCORING

SEASON HIGH:

25 vs. DUQUESNE

20+ POINTS: 3

AVERAGE: 9.5

SAINT FRANCIS	5
N.C. State	2
Providence	8
Akron	16
BUCKNELL	8
BOSTON COLLEGE	3
PENN	5
LaSalle	11
ARMY	11
DELAWARE ST	16
NEW HAMPSHIRE	20
DUQUESNE	25
@ Wisconsin	2
INDIANA	9
NORTHWESTERN	8
@Purdue	4
MICHIGAN STATE	10
NEBRASKA	10
@ Indiana	14
OHIO STATE	7
@ Iowa	12
PURDUE	10
@ Nebraska	24
IOWA	11
@ Michigan	6
@ Illinois	0
Michigan	9
@ Minnesota	4
@ Northwestern	0

DIFFERENT

STARTING LINE-UPS:

7 on the year; 4 in B1G

80 of 145 starts on the year by freshmen or sophomores.



CHAMBERS DONATES \$14,200 TO THON: Penn State coach Patrick Chambers presented a check for \$14,200 at Penn State Dance Marathon 2013 shortly before the team departed to take on No. 4 Michigan in February. Chambers had pledged to donate \$10 for every Penn State student that attended a Feb. 14 home contest with Iowa. THON 2013 was held Feb. 15-17 in the Jordan Center with over 700 dancers and thousands of student volunteers taking part in the 46-hour event. The world's largest student run philanthropy, THON raised a record of more than \$12.3 million this year and has raised more than \$100 million since its inception in 1977 to support the Four Diamonds Fund at Penn State Hershey Children's Hospital.

• Patrick Chambers, D.J. Newbill, Jon Graham, Kevin Montminy, Patrick Ackerman and on-campus recruiting coordinator David Caporaletti shaved their heads as part of the No Hair, Don't Care campaign supporting THON.

and Newbill had a career high 27 points and added six assists as Penn State's starting guards accounted for 56 of the Lions' 72 points in an 81-72 loss to No. 18 Michigan State (1/16). The tandem combined to shoot 18-30 (60%) from the floor.

■ They scored 29 of the Lions' 48 in the second half, the highest scoring PSU half in coach Patrick Chambers two seasons, in the win vs. No. 4 Michigan. Scored 18 of 21 during a 21-8 run as PSU turned a 10-point deficit into a three-point lead.

■ They scored 40 of the Lions' 47 second half points vs. MSU, accounting for 18 straight at one point and 30 of the final 32 as PSU sliced a 16-point lead to five with 2:06 to play.

■ **Their 56 points vs. MSU were the most by two Lions in a game since Geary Claxton (31) and Jamelle Cornley (25) combined for 56 in a 129-111 victory over VMI in 2006. It marked the second time this season they both scored 20 points in a game.**

BOROVNJAK BREAKS OUT IN FINAL CAMPAIGN: Senior Sasa Borovnjak has broken out with the best basketball of his career in February off his final season.

• Averaging 1.7 ppg and 2.4 rpg in the first seven games of the season prior to declaring this his final season, he has raised his averages to 8.7 ppg and 3.6 rpg in Big Ten games.

• Logged his first career DOUBLE-DOUBLE with 15 points and a career high 10 rebounds on 5-of-8 shooting in a victory at Northwestern (3/7).

• Has four double-digit scoring games in his last 6 outings after entering the stretch with five total on his career.

• Posted the best stretch of his career over three games with a career-best equaling three straight-double digit outings and back-to-back career-best 17-point outings while shooting 74% (20-27) from the floor and scoring 16.0 ppg over the stretch of games vs. Iowa and at Michigan and Illinois.

• Tied a career high with 17 points on 7-of-10 (70%) shooting at Illinois, including scoring the Lions' first six points of the game.

• His 17 points on 7-of-9 shooting (77.8%) and three assists at No. 4 Michigan were both career highs and his first ever back-to-back double-digit scoring games in Big Ten play.

• His 14 points on 6-of-8 shooting (75%) vs. Iowa (2/14) in the previous game, had previously marked his most ever in a Big Ten game.

• He had nine points vs. No. 14 Ohio State.

• In his fourth year in the program, having redshirted the 2010-11 campaign due to a knee injury suffered prior to the season, he is eligible for a fifth season of eligibility, but made the decision to make this his final season of collegiate competition and plans to graduate in May. Since discussing the decision with coach Patrick Chambers, he has played the best basketball of his career and started 17 straight games.

• He posted three-straight double-digit scoring games to close out the non-conference season, culminating with 14 vs. Duquesne on 7-of-9 shooting.

• He tied a career high with eight rebounds for the second time in three games vs. Delaware State and added 14 points. He followed with 11 points vs. New Hampshire for his first back-to-back double-digit scoring games.

TRAVIS GETS TO THE GLASS: Sophomore Ross Travis has staked a claim as one of the top rebounders in the Big Ten posting SEVEN double-digit rebounding games on the season, including a career high tying 13 at Nebraska, 11 at Wisconsin, 10 at No. 4 Michigan and 12 vs. No. 4 Michigan. He has led PSU in rebounding 16 times.

• He ranks FIFTH in the Big Ten posting 7.1 rpg and his seven double-digit rebounding games on the year rank third among Big Ten players.

• He is on pace for the highest finish in the Big Ten rebounding rankings since Geary Claxton finished fifth (8.0) in 2007. It will mark the seventh time in the last eight seasons a player 6-6 or under has led the Lions in rebounding.

• Is posting 8.1 rpg over his last seven games with three double-digit rebounding outings.

• He posted his FOURTH DOUBLE-DOUBLE of the season with a career high tying 15 points and 12 rebounds in a win vs. No. 4 Michigan. Added career highs with 4 assists and 4 steals.

• Posted first ever double-double in Big Ten play, with 11 points and 10 rebounds at No. 4 Michigan (2/17).

• Having worked hard on his jump shot in the off-season, he has also asserted himself ofensively posting back-to-back double-digit scoring outings for the first time in his career (12 at La Salle and 14 vs. Army) and has six double-digit scoring games on the year.

• He led Penn State in scoring for the first time on his career with 14 points vs. Indiana while taking a career high 17 field goal attempts.

• Travis scored eight of the Lions first 14 points at La Salle and seven of Penn State's first nine vs. Army while shooting 11-of-22 (50%) combined in the games.

• He logged his second career double-double with 14 points and 10 boards vs. Army.

• Posted first career double-double with 11 points and 10 rebounds vs. Akron.



PATRICK CHAMBERS

HEAD COACH • 2ND SEASON

PHILADELPHIA UNIVERSITY, '94

64-67 Overall (4th season)

22-39 at Penn State (2nd season)

Family: Wife: Courtney; Daughters: Grace & Caitlin; Son: Ryan

Hometown: Newtown Square, Pa.

College: Philadelphia University, 1994

Date of Birth: Dec. 13, 1970

CAREER HIGHLIGHTS

■ Named 12th head basketball coach at Penn State on June 6, 2011.

■ Led Boston University to the 2011 NCAA Tournament – the program's first NCAA berth since 2002.

■ Led BU to the 2011 America East Tournament Title.

■ Posted back-to-back 21-win seasons at BU – the only coach in BU history to earn 20 wins in each of his first two seasons and the fastest to earn a conference championship.

■ 42-28 record in two seasons as head coach at BU, leading the Terriers into the post-season both years.

■ Associate head coach at Villanova's during the Wildcats 2009 NCAA Final Four run.

■ Five seasons on Villanova staff under Jay Wright – helped lead the Wildcats to a 126-45 record (.737), five NCAA Tournament appearances, four NCAA Sweet 16 appearances, a school record 30 wins in 2008-09, won at least 22 games every year.

■ Instrumental in building Villanova's 2009 recruiting class which was ranked No. 3 in the nation by ESPN.com.

■ Four players coached at Villanova played in the NBA.

■ Recruited four McDonald's All-Americans to Villanova.

NOTABLE

■ The youngest of 12 siblings (nine boys, three girls)

■ Was in collegiate coaching just five years before earning his first head coaching position at Boston University.

■ Three siblings are Penn State graduates and a nephew, Patrick Flanagan, is a defensive back on the football team.

■ Worked for 10 years as a highly successful salesman and part owner in the family's printing business in Philadelphia.

■ Played for 2011 Naismith Basketball Hall of Fame inductee Herb Magee at Philadelphia University. Magee, also known as "The Shot Doctor," is college basketball's all-time victories leader (941).

■ Began his career at Philadelphia U. as a walk-on and went on to become the school's all-time leader in assists.

■ Played for and coached with legendary Philadelphia coach Dan Dougherty at Episcopal Academy. Dougherty posted 621 wins at Episcopal, most of any high school coach in Philadelphia history.

■ Older brother, Tim, was the 1984 Ivy League Player of the Year in football and led Penn to three-straight Ivy League titles. He is now a writer, producer and director and just released the film "Mighty Macs."

■ Older brother, Paul, was a three-year starter at point guard for the Penn Quakers.

CHAMBERS COACHING RECORD

YEAR	RECORD (Conference)	POST-SEASON
BOSTON UNIVERSITY		
2009-10	21-14 (11-5 4th/2nd in Tourn.)	CBI Semifinals
2010-11	21-14 (12-4 2nd/Won Tourn.)	NCAA 2nd Round
PENN STATE		
2011-12	12-20 (4-14 T11th/1st rd. Tourn.)	
TOTALS		
4 Years	64-67 (29-38) 1 Tournament Title	1 NCAA, 1 CBI

COLLEGIATE COACHING EXPERIENCE:

1995-96	Delaware Valley (PA) College (Asst)
2004-05	Villanova (Dir. Ops)
2005-08	Villanova (Asst.)
2008-09	Villanova (Assoc. Head Coach)
2009-11	Boston University (Head Coach)
2011-present	Penn State (Head Coach)



THE LAST TIME:

BEAT at TOP 25 Team	1/19/12 vs. #22 Illinois (54-52)
BEAT at TOP 10 Team	2/1/09 @#9 Michigan State (72-68)
BEAT at TOP 5 Team	2/27/13 vs. #4 Michigan (84-78)
BEAT a BIG TEN TEAM by 20+	1/5/12 vs. Purdue (65-45)
WON in OVERTIME	12/15/12 vs. Delaware St. (80-76)
LOST in OVERTIME	1/2/4/10 @Wisconsin (79-71)
PLAYED DOUBLE OVERTIME	3/7/09 @Iowa (L, 75-67)
Came From 10+DOWN TO WIN	2/27/13 vs. Michigan (84-78)
WON NON-CON ROAD	1/7/13 vs. No. 5 Indiana (74-51)
WON BIG TEN ROAD	3/7/13 @Northwestern (66-59)
LOST AT HOME	2/14/13 vs. Iowa (74-72)
LOST NON-CON HOME	11/28/12 vs. Boston College (73-61)
SCORED 100+	12/19/09 vs. Gardner-Webb (104)
ALLOWED 100+	12/3/06 vs. VMI (111)
SCORED 90+	12/19/09 vs. Gardner-Webb (104)
ALLOWED 90+	3/3/07 @Indiana (94)
SCORED 80+	2/27/13 vs. Michigan (84)
SCORED 80+ IN BIG TEN	2/27/13 vs. No. 4 Michigan (84)
SCORED UNDER 50	3/2/13 @Minnesota (44)
SCORED UNDER 40	3/11/11 @ BTT v. Wisconsin (36)
SCORED 60+ IN A HALF	12/19/09 vs. Gardner-Webb (60 2nd)
SCORED 50+ IN A HALF	12/19/09 vs. Gardner-Webb (60 2nd)
BENCH Scored 50+	12/7/05 vs. UMKC (50)
OPP SCORED 45 OR LESS	12/23/12 vs. New Hampshire (45)
CONSECUTIVE OPP BELOW 45	2009 @Temple (45) & UMBC (42)
OPP SCORED 40 OR LESS	3/11/11 @ BTT v. #13 Wisconsin (33)
CONSECUTIVE OPP BELOW 40	2007 vs. Princeton (38) & Denver (39)
OPP SCORED 10 OR LESS IN HALF	12/15/07 Denver (10)
OPP SHOT BELOW 30%	12/23/12 vs. New Hampshire (22.6%)
SHOT 60%+ FG	11/25/09 vs. Sacred Heart (63.8)
SHOT 60%+ FG IN BIG TEN	1/3/06 vs Northwestern (64.0)
SHOT 50%+ FG IN BIG TEN	2/25/12 vs. Nebraska (50.9)
OPP SHOT 60%+	1/11/09 @Minnesota (62.5)
SHOT 70% IN HALF	12/30/06 vs. VMI (70.3, 26-37)
SHOT UNDER 30%	3/2/13 @Minnesota (27.1, 13-48)
SHOT 70%+ FROM 3PT	12/28/05 vs. St. Francis (75.0, 9-12)
SHOT 60%+ FROM 3PT	11/28/10 vs. Furman (12-19, 63.2%)
SHOT 50%+ FROM 3PT	2/27/13 vs. Michigan (10-20, 50%)
SHOT 95%+ FROM FT	3/13/11 vs Ohio State (9-9, 100%)
SHOT 85%+ FROM FT	2/17/13 at Michigan (15-17, 88.2%)
SHOT 50% OR LESS FT	1/3/12 @ Wisconsin (0-1, 0.0%)
50+ REBOUNDS	12/29/12 vs. Duquesne (50)
45+ REBOUNDS	12/7/11 vs. Lafayette (47)
20+ OFFENSIVE REBS	12/7/11 vs. Lafayette (20)
20 OR LESS REBOUNDS	2/29/12 @ Purdue (17)
OPP LESS THAN 20 REBS	1/19/11 vs. Purdue (19)
15+ STEALS	11/12/11 vs. Hartford (15)
10+ STEALS	3/7/13 at Northwestern (10)
30+ ASSISTS	12/30/06 vs. VMI (36)
20+ ASSISTS	2/17/10 @ Northwestern (21)
5 OR LESS TURNOVERS	1/26/13 vs. No. 14 Ohio State (4)
20 + TURNOVERS	12/10/11 @ Duquesne (23)
OPP 25+ TURNOVERS	11/12/11 vs. Hartford (26)
PLAYER 40+ POINTS	Jesse Arnelle (40) vs. Temple, 1/29/1955
PLAYER 35+ POINTS	Pete Lisicky (35) vs. Penn, 12/9/1995
PLAYER 30+ POINTS	Tim Frazier (30) at Nebraska, 1/11/12
3 PLAYERS 20+ POINTS	Claxton, Cornley, Hassell vs. VMI, 12/30/06
2 PLAYERS 20+ POINTS	Marshall & Newbill vs. Michigan St., 1/16/13
6+ PLAYERS 10+ POINTS	12/19/09 vs. Gardner-Webb (6)
5+ PLAYERS 10+ POINTS	12/18/12 vs. Mt. St. Mary's (5)
10 PLAYERS 10+ MINUTES	12/19/09 vs. Gardner-Webb (10)
PLAYER 20+ REBOUNDS	A. Johnson (20) vs. Sacred Heart, 11/27/04
PLAYER 15+ REBOUNDS	G. Claxton (15) @Purdue, 2/18/06
PLAYER 10+ ASSISTS	Jermaine Marshall (10) vs. Iowa, 2/14/13
PLAYER 5+ STEALS	Jermaine Marshall (5) vs. UNH , 12/23/12
PLAYER 5+ BLOCKS	Jeff Brooks (5) vs. Lehigh, 11/12/10

TAYLOR A THREE-POINT THREAT: Freshman Brandon Taylor has proven to be an effective offensive performer early in his career when he can avoid early foul trouble.

- A pick and pop, stretch four, he led Penn State in scoring for the first time on his career with 11 at Purdue (1/13) and has six double-digit scoring outings on the year.
- He shot a team-best 37.8% from the arc during the non-conference season, but has seen that dip to 23% (15-64) in conference play.
- His 32 threes rank second on the team.
- He posted back-to-back double-digit outings vs. Akron (10) and Bucknell (16), hitting 62.5% (6-12) from three in the two games.
- Taylor scored 14 points vs. Army and 10 vs. New Hampshire

COLELLA LEADS LIONS IN CHARGES TAKEN & DIVES: Among the team leaders in overall "Attitude Points" on the season, senior Nick Colella leads the team with 16 charges taken and 65 dives (30 more than the next closest player) on the year emblematic of the grit and hustle of a former walk-on.

- 8-of-17 from three over the last six games and team-best 36.6% in Big Ten play.
- Career highs of four assists and four steals in 39 minutes in win at Northwestern (3/7).
- Posted the best all-around game of his career at No. 4 Michigan (2/17) posting a career high four assists, tying a career high with six rebounds and posting nine points, his most in a Big Ten game since February of 2012.
- Found his shot in the final four non-conference games going a team-best 11-of-20 (55%) from three to average 9.0 ppg. Included in that effort was a career high 15 points on a career-best 5-of-7 from three and a career-best four boards in the win vs. Duquesne. His five threes marked the most by a PSU player on the season.
- Third on the team with 31 threes on the year and has a team-leading three-point percentage of 35.2%.
- The senior captain has started the last 11 games. He made six straight starts in Big Ten play last year.

WALK-ON MINUTES: Three players that joined Penn State as walk-ons have seen significant action in Big Ten play. Nick Colella (now on scholarship), Kevin Montminy and Alan Wisniewski all have played significant first half minutes, and in fact were all on the floor at once in the first half at No. 4 Michigan. Colella has started 11 straight games and is averaging 27.9 mpg while playing in every Big Ten game. Montminy has seen action in 14 Big Ten games while playing 3.0 mpg, including a career high 12 vs. Northwestern and first half minutes in 11 games. Wisniewski joined the rotation at Nebraska (2/9) and posted six points and eight rebounds. He has played first half minutes in six games.

WHAT A WONDERFUL WIZ HE WAS: Junior walk-on Alan Wisniewski (6-9) saw the first significant action of his career at Nebraska (2/9) and delivered with six points and eight rebounds in 17 minutes of play. It marked his first career points and rebounds in a game for the Michigan native who is an Industrial Engineering major and holds a job making sandwiches at a downtown Quiznos. Wisniewski is the fourth current or former walk-on to play first half minutes for Penn State this season joining Nick Colella, Kevin Montminy and Kevin Onyeaka.

GET HIM A CUT MAN: Sophomore walk-on Kevin Montminy has earned a reputation as one of the toughest and hardest working Nittany Lions with a history of playing with all out abandon in practice and in games. Twice this season he has required stitches following a diving play in practice. He suffered a two-inch gash in his right shin after flying into the arena stands in mid-January. He played in a game two days after the injury and still wears a wrap on the leg to protect the injury. In practice on Feb. 13 he again went flying and suffered a cut to his head that required stitches. The following day in a game vs. Iowa (Feb. 14) he suffered a cut above his eye which was glued together.

- Montminy has played first half minutes in 11 Big Ten games this season.
- He posted a career day vs. Iowa scoring five points on 2-of-2 shooting (one three).
- He has scored in five Big Ten games, making a three in three of them.
- He played a career high 12 minutes vs. Northwestern and six at No. 4 Michigan.
- Montminy grew up and went to school in Penns Valley, just 20 minutes from the Bryce Jordan Center. He was valedictorian (4.0) at Penns Valley HS and the school's all-time leading scorer (1,498).
- He is a Dean's List student in the Smeal College of Business.

LIONS FIND OFFENSIVE BALANCE/POST 70 IN BACK-TO-BACK GAMES: Penn State posted two of its best efforts of the season in close losses to Iowa (74-72) and at No. 4 Michigan (79-71), logging 70 points in back-to-back Big Ten games for the first time since the 2006 season. The 71 points at Michigan marked the most in a Big Ten road game since an 81-70 win at Northwestern on Feb. 17, 2010. After playing the first 11 Big Ten games with no more than two players reaching double-figure scoring in a game and averaging 54.8 ppg, the Lions have had three or more reach the mark in the last three games. PSU's four at Michigan were the Lions' most since four scored in double-digits vs. New Hampshire on Dec. 23.

FRAZIER REHAB GOING VERY WELL 15 WEEKS IN: Tim Frazier had successful surgery to repair his ruptured left Achilles tendon on Nov. 20. and has since focused on two-week incremental goals set by team trainer Jon Salazer. **He hit week 14 on Feb. 25 and ran for the first time using an Alter G anti-gravity treadmill which uses air to suspend him at 1/2 his body weight while he runs. He has now run for 10-15 minutes several times.** He will begin jumping rope in weeks 16 to 18. Frazier was in a cast for about three weeks before moving to a walking boot that gradually flattened his foot as the tendon stretched. He removed the walking boot on Jan. 15. He is expected to have about a six-month recovery period and, at the completion of the 2012-13 campaign, will apply for an NCAA Hardship Waiver to return for the 2013-14 season.



HUSTLE STATS

CHARGES TAKEN		DIVES		DEFLECTIONS	
Colella	16	Colella	65	Marshall	98
Travis	6	Borovnjak	22	Newbill	81
Newbill	5	Marshall	20	Colella	70
Marshall	5	Newbill	20	Travis	34
Borovnjak	3	Travis	19	Borovnjak	29
Montminy	2	Graham	13	Frazier	19
Frazier	1	Montminy	9	Taylor	18
Taylor	1	Frazier	6	Graham	14
		Taylor	4	Montminy	6
		Jack	3	Jack	4
				Wisniewski	2

MAKING A RUN

Coach Patrick Chambers has instilled a “never say die” attitude in his Nittany Lion teams. To that end, Penn State has battled back from several double-digit second half deficits in Big Ten play in the last two seasons to challenge some of the top teams in the league both at home and on the road.

GAME	2nd Half Deficit	Cut To	Major Run	Result
vs. MICH (2/27/13)	-15 at 10:39	+6 at 0:15	17-4 (11-0)	W, 84-78
vs. NEB (1/19/13)	-10 at 15:06	+2 at 11:56	12-0	L, 68-64
vs. MSU (1/16/13)	-16 at 5:06	-5 at 2:06	12-1	L, 81-72
at WISC (1/3/13)	-11 at 11:33	-1 at 2:52	9-0	L, 60-51
vs. MICH (3/4/12)	-19 at 9:04	-4 at 2:38	13-0	L, 71-65
at WISC (2/19/12)	-20 at 11:55	-5 at 5:48	17-2	L, 65-55
at MSU (2/8/12)	-22 at 16:46	-5 at 9:18	10-0	L, 77-57
vs IU (1/8/12)	-11 at 4:25	-2 at 0:35	13-4	L, 88-82

SPECIALTY STATS

GAME	W/L	FTM	BENCH	PAINT	OFF TO	2nd CH	FASTB	LEAD	DEFICIT
ST. FRANCIS	W	28/9	5/22	20/24	15/9	10/0	4/8	+12	-3
vs. NC State	L	14/12	2/22	26/28	15/9	12/12	0/2	+3	-25
vs. Providence	W	11/17	8/0	24/14	21/19	11/8	0/2	+5	-10
vs. Akron	L	13/23	16/39	22/34	10/18	15/12	4/2	+8	-28
BUCKNELL	W	10/5	6/4	16/12	0/2	5/3	0/2	+7	-8
BC	L	17/27	3/20	18/18	15/18	3/15	6/0	+2	-20
PENN	W	17/6	5/24	26/16	14/9	13/3	4/4	+13	-3
@La Salle	L	10/18	11/17	20/12	7/15	9/6	2/7	+2	-27
ARMY	W	13/18	11/30	28/14	12/16	15/2	8/15	+15	--
DEL STATE	W	21/18	16/20	32/26	12/4	11/5	5/0	+18	-3
NEW HAMP	W	15/16	20/16	22/14	23/2	7/12	5/2	+34	-1
DUQUESNE	W	26/21	25/27	28/16	9/13	23/7	5/9	+22	-3
@Wisconsin	L	0/13	2/7	32/32	4/17	9/13	0/4	+4	-14
INDIANA	L	8/22	9/18	20/22	9/19	14/7	2/10	+1	-23
NWESTERN	L	15/17	8/9	28/24	7/13	8/12	4/6	+4	-23
@Purdue	L	9/10	4/8	20/32	8/19	7/7	6/2	-	-19
MICHIGAN ST	L	19/22	10/39	36/32	7/7	7/12	4/9	+2	-16
NEBRASKA	L	15/16	10/12	26/30	15/16	17/0	2/12	+7	-10
@Indiana	L	13/21	14/18	24/14	17/15	7/14	8/7	-	-25
OHIO STATE	L	13/19	7/17	20/16	7/7	2/9	0/4	+1	-17
@Iowa	L	14/31	12/27	18/26	17/20	16/15	6/12	+7	-15
PURDUE	L	9/18	10/10	20/36	10/9	5/7	6/6	+9	-12
@Nebraska	L	23/32	24/10	10/16	10/13	11/7	0/0	+4	-18
IOWA	L	10/20	11/17	30/24	18/6	12/15	4/4	+6	-12
@Michigan	L	15/27	6/3	30/24	5/10	11/9	2/6	+8	-9
@Illinois	L	9/23	0/11	18/12	9/14	15/3	0/4	+7	-9
MICHIGAN	W	20/13	9/10	24/44	20/6	10/18	6/13	+6	-15
@Minnesota	L	15/14	4/32	14/32	4/10	0/12	0/4	-	-35
@Northwestern	W	15/17	0/8	28/12	16/15	11/0	2/2	+12	-2
WISCONSIN									
BTT									
BTT									

CHAMBERS & THE POST-SEASON: Coach Patrick Chambers missed having a team play in the post-season for the first time in his collegiate coaching career last season and has been a part of the post-season in seven of his eight seasons as a collegiate coach. In his previous five seasons as a member of the Villanova coaching staff and two as head coach at Boston University, all of his teams reached post-season play including six NCAA Tournament appearances and one CBI appearance. Chambers has been a part of 17 NCAA Tournament games, helping Villanova advance to the tournament every year and make four NCAA Sweet 16 appearances and reach the 2009 NCAA Final Four. In his first season at BU, he guided the Terriers to their first post-season win since 1959 with a victory in the CBI and the following year led BU to its first NCAA Tournament appearance since 2002.

PENN STATE RECORD WHEN:

	UNDER CHAMBERS	12-13	Last 6 Yrs
At Home	18-15	8-8	68-36
Non-Con at Home	13-3	7-1	
Road	2-20	1-9	16-49
Neutral	2-4	1-2	10-15
vs. Ranked	2-16	1-6	11-38
Decided by 3 points or less	3-3	2-1	16-16
Decided by 4-10 points	10-13	5-7	37-33
Decided by 11-19 points	5-14	1-6	26-32
Decided by 20+ points	3-9	1-5	15-19
Overtime/Double OT (0-1)	2-0	2-0	5-2
Leading at HALF	14-5	7-2	70-13
Tied at HALF	2-1	0-1	8-7
Trailing at HALF	5-33	3-16	16-79
Leading with 5:00 TO PLAY	18-2	8-0	78-10
Tied with 5:00 TO PLAY	-		0-1
Trailing with 5:00 TO PLAY	6-37	2-19	14-88
PSU SHOOTS 45%+	9-6	5-2	53-21
PSU SHOOTS Less Than 45%	12-33	5-17	41-80
PSU SHOOTS better than OPP	16-6	7-2	73-13
OPP SHOOTS 45%+	2-23	2-11	20-68
OPP SHOOTS Less Than 45%	19-15	8-8	63-29
PSU SHOOTS 40%+ FROM 3PT	8-4	3-2	38-17
PSU OUT-REBOUNDS Opp	17-16	8-7	70-40
OPP OUT-REBOUNDS or EVEN	4-23	2-12	24-60
PSU FREE THROW% 70%+	9-16	4-8	38-43
PSU Has MORE FT ATTS	13-4	7-1	78-23
OPP Has MORE OR = FT ATTS	7-36	3-19	16-78
PSU Has 15 OR FEWER TOs	17-33	6-15	86-86
PSU Has LESS TOs THAN OPP	14-14	5-4	46-36
PSU SCORES 70+	10-5	5-3	41-12
PSU SCORES 69 OR LESS	11-34	5-16	52-88
OPP SCORES 70+	5-25	4-12	14-58
OPP SCORES 69 OR LESS	12-13	5-7	72-39
OPP SCORES 59 OR LESS	13-2	6-1	49-4
OPP SCORES 49 OR LESS	6-0	2-0	19-1
In NOVEMBER	8-5	3-3	28-12
In DECEMBER	7-5	5-1	24-13
In JANUARY	2-16	0-9	12-37
In FEBRUARY	3-10	1-5	16-26
In MARCH	1-3	1-1	13-13
In APRIL	-		1-0
In TOURNAMENTS	2-4	1-2	14-12
ON TELEVISION	10-34	3-18	69-88
vs. BIG TEN	6-29	2-15	39-75
vs. ACC	1-2	0-2	
vs. A-10	1-3	1-1	
vs. AMERICAN EAST	2-0	1-0	
vs. BIG EAST	2-0	1-0	
vs. BIG SOUTH	1-0		
vs. BIG 12	-		
vs. COLONIAL	-		
vs. CONFERENCE USA	-		
vs. HORIZON	1-0		
vs. IVY LEAGUE	2-0	1-0	
vs. MID AMERICAN	0-1	0-1	
vs. METRO ATLANTIC	-		
vs. MCC	-		
vs. MID EASTERN ATHLETIC	1-0	1-0	
vs. MOUNTAIN WEST	-		
vs. NEC	2-0	1-0	
vs. OHIO VALLEY	-		
vs. PATRIOT	2-1	2-0	
vs. SEC	0-2		
vs. SOUTHLAND	-		
vs. SOUTHERN	-		
vs. SUN BELT	-		



WE CAN RELATE: Penn State coach Patrick Chambers can relate to star guard Tim Frazier's recent injury, in fact Frazier is using the exact same motorized scooter Chambers used this summer after he underwent arthroplastic surgery to repair the knee joint on his left leg and was limited to riding the scooter and non-weight bearing crutches for six weeks and the use of crutches for two months. Chambers has said the insertion of a wedge and six screws to re-align his knee joint was one of the toughest things he's had to deal with and will use the recent experience to help guide Frazier through his rehabilitation. Frazier's sister, Krystal, also suffered a ruptured Achilles, during a standout basketball career at Rice that saw her earn All-Conference USA honors. She returned from the injury to post 10 ppg in her senior season.

FRAZIER REMAINS ACTIVE LEADER: Since his season-ending Achilles injury, Tim Frazier has remained a vocal and active presence on the team attending every practice and shouting instructions and pulling teammates aside during breaks in the action. He is a virtual assistant coach in games, even delivering the pre-game scout in the locker room prior to the win over Delaware State. He has been particularly active in helping to guide D.J. Newbill in his transition to the point guard position. The pair room together on road trips and often watch film of previous games against the upcoming opponent the night before the game in their room, with Frazier helping to point out tendencies and opportunities for Newbill to attack.

FRAZIER SUFFERS SEASON-ENDING INJURY: Senior guard Tim Frazier, a preseason candidate for both the Wooden and Naismith national player of the year awards, will miss the remainder of the 2012-13 season due to an injury suffered in the Nittany Lions' third game of the Puerto Rico Tip-Off in Bayamon, Puerto Rico. Frazier had played in every game (101) the last three plus seasons. He suffered a ruptured Achilles tendon in his left leg and the 2012 first-team All-Big Ten guard underwent surgery to repair the injury on Nov. 20. A preseason All-Big Ten selection, Frazier was leading Penn State with 21.7 ppg and 5.0 apg per game and was second with 6.0 rebounds per game through three games. He suffered the injury in the Nittany Lions' fourth game, a Nov. 18 contest vs. Akron in Puerto Rico, leaving the floor at the 14:30 mark of the first half. Frazier, a two-time Academic All-Big Ten selection on schedule to graduate in May with a degree in Supply Chain and Information Systems from the Smeal College of Business, is eligible to apply for an NCAA medical Hardship Waiver after the completion of the 2012-13 campaign. He had posted 25 straight double-digit scoring game, 14 of which were 20+ point outings, and had led Penn State in scoring in 28 of the last 35 games, scoring 20+ points in nine of his last 13, prior to the Akron game.

BIGGER, STRONGER, FASTER: Some highlights of Penn State's physical improvement under strength coach Brad Pantall:

TIM FRAZIER: Added 18 reps to his 185-pound bench press since arriving at Penn State and can now do 19, one shy of the 2012 NBA Combine best...improved his max bench press by more than 115 pounds to over 300 pounds entering his final season...posted a pro-lane agility time (10.0) and 3/4 court sprint time (3.09) better than the NBA combine bests...has added 30 pounds of muscle since arriving at Penn State.

JOHN GRAHAM: Added four inches to his vertical leap...added 11 reps to his 185-pound bench press to now be able to perform a team high 24, far above the 2012 NBA Combine best of 20...increased his max bench press from 215 to 325.

ROSS TRAVIS: In the past year, Travis has increased his bench press max from 245 to 310 and his reps on the 185-pound bench from 10 to 22. He increased his leg press max from 325 to 615 and added 2.5 inches to his vertical (31.5). He increased his weight from 203 to 220 while maintaining his body fat and can touch a team-best 16 inches above the rim.

NICK COLELLA: Added more than six inches to his vertical leap and improved his pro-lane agility time to 10.0, tying the Penn State team record and beating the 2012 NBA Combine best...improved his bench press by 75 pounds to over 300 pounds.

SASA BOROVNJAK: Cut his weight from 242 to 230 pounds and reduced his body fat by five percent...Improved his bench over 300 pounds while cutting one second off his pro-lane agility time.

CHAMBERS HAS AN EVENTFUL OFF-SEASON: It was an eventful off-season for head coach Patrick Chambers as he and wife, Courtney, welcomed their third child, Caitlin, to the family on March 23, he underwent reconstructive knee surgery on his left leg on May 11 and his father, John "Rube", passed away on June 11 after a long battle with Alzheimers. Chambers underwent arthroplastic surgery, which involved resetting the top of the tibia below the knee to change the angle of the joint. The energetic coach was limited to riding a scooter and non-weight bearing crutches for six weeks and was on crutches for two months. He began walking short distances without crutches on July 6 and after months of rehab returned to normal mobility in August.

STAFF TIES: Patrick Chambers began forming his first Penn State coaching staff by naming his former Episcopal Academy high school teammate Eugene Burroughs as associate head coach, the first of three assistants with strong ties to Philadelphia. Chambers and Burroughs both played for legendary coach Dan Dougherty in Philadelphia in the late 80's early 90's. Burroughs previously had worked as associate head coach at Navy. Former Villanova assistant Keith Urgo also joined the staff as an assistant. The pair worked together on Villanova's 2009 NCAA Final Four staff and Urgo worked under Jay Wright for four seasons. Brian Daly followed Chambers from Boston University where he was associate head coach under Chambers. Daly is a former Philadelphia high school standout and player at Saint Joseph's and was a highly successful high school coach at his alma mater, Monsignor Bonner HS in Philadelphia.

GET ON THE FLOOR: Patrick Chambers places an emphasis on "dives" during a basketball game and has his staff chart them with a goal of achieving at least 14 "dives" per game. Chambers has established an "Attitude Club" in which players attempt to record enough hustle points during practices and games to become a member. Penn State charts "Attitude Points" during every practice and game and announces winners at the end of every practice. Modeled after similar programs used by longtime NBA coach Pat Riley and Chambers' mentor, Villanova's Jay Wright, the club charts hustle plays, extra passes, charges drawn, dives on the floor, screen assists, shot contests, tap backs, deflections, etc.

CHAMBERS A VERY ACTIVE & VISIBLE PRESENCE IN THE COMMUNITY:

Since arriving on campus in June of 2011, Penn State coach Patrick Chambers has made a tremendous effort to form a bond with the Penn State community and has been a very active and visible presence throughout his two seasons leading the Nittany Lion program. Some of the highlights:

- Donated \$14,200 to THON 2013 after pledging \$10 for every Penn State student that attended the Nittany Lions game with Iowa on Feb. 14, 2013. Presented the check to a packed Jordan Center prior to event kickoff.

- Went behind the counter to serve 200 free Big Macs, at a personal cost of \$800, at a downtown State College McDonald's after a Lions 67-51 home victory over Nebraska in 2012 in which PSU held the ball instead of shoot in the final minutes. A Penn State promotion promises free Big Macs to all ticket holders when the Lions score 70.

- Kicked off the "No Hair, Don't Care" fund raising effort in support of THON 2013, by being the first to shave his head after being e-mailed by a Penn State freshman student.

- Paid for several student's season tickets on the spot during several appearances at the student union during a week-long student season basketball ticket sale prior to the 2012-13 season.

- Dressed as standout out Nittany Lion linebacker Michael Mauti and made a flying tackle of a tackling dummy to kickoff a 2012 Rally In The Valley event in Rec Hall prior to Penn State's clash with Ohio State. Also addressed Penn State's Nittanyville student section outside the gates of Beaver Stadium dressed in football gear and eye black just prior to the Lions 2011 clash with Alabama. He regularly delivers pizzas to Nittanyville during football season.

- Served as co-chairman of the 2012 Toys For Tots campaign and participated with Penn State players in wrapping gifts during the holiday season.

- Has served as honorary starter/host for numerous events around State College including: The Resolution 5K (New Year's eve), Alzheimer's Walk, Autism Speaks 5K and CVC 5K among many.

- Traveled with five players to visit the Hershey Cancer Institute, a two-hour drive from State College, and deliver presents and encouragement to both adult and pediatric cancer patients.

- Ordered two Nittany Lion Basketball golf carts and makes regular spur-of-the-moment trips on campus distributing T-shirts and his infectious energy.

- Has kept a full calendar speaking to numerous Penn State classes and student organizations as well as community leaders and business groups and alumni groups and Nittany Lion clubs around the state.

- Distributes "Attitude" wrist bands to students and supporters he meets around campus and in the community.

- Hosts a year-round slate of Coaches vs. Cancer events in the community as the chairman of CVC-Penn State.

FRAZIER NAMED TO WOODEN TOP 50: Tim Frazier was named to the Wooden Award Men's Preseason Top 50. He is the second Nittany Lion in the last three years to be named to the preseason list joining Talor Battle who was named prior to the 2010-11 season. Frazier was among nine Big Ten players named to the list.

FRAZIER PRESEASON ALL-BIG TEN: Senior guard Tim Frazier was named to the Preseason All-Big Ten team by conference media voters. Frazier, the lone returning first-team All-Big Ten selection from last year, was joined on the preseason team by Ohio State's Aaron Craft and Deshaun Thomas, Michigan's Trey Burke and Indiana's Cody Zeller who was also named the preseason POY.



21st BIG TEN SEASON

Penn State opened its 21st season of Big Ten Conference play with a road game at Wisconsin (Jan. 3). It marked the fourth straight season Penn State opened the Big Ten with a road game. Penn State posted a 4-14 mark during the Big Ten regular season in 2011-12 to finish in a tie for 11th place. Penn State has posted a .500 or better record in Big Ten play five times. Penn State has finished fourth in the Big Ten regular season twice in the last four seasons. Penn State's best Big Ten finish came in 1996 as the Lions went 12-6 to finish second in the conference.

IN THE BIG TEN STAT RANKINGS

INDIVIDUAL (March 5)

SCORING:	OVERALL	Big Ten
D.J. Newbill	5th, 15.9	4th, 16.1
Jermaine Marshall	6th, 15.3	5th, 15.8
REBOUNDING:		
Ross Travis	5th, 7.1	6th, 6.9
ASSISTS		
D.J. Newbill	4th, 4.0	4th, 4.1
Jermaine Marshall		15th, 2.6
FIELD GOAL %:		
Sasa Borovnjak		9th, 51.8
FREE THROW %:		
Jermaine Marshall	11th, 75.7	13th, 76.9
BLOCKED SHOTS:		
Jermaine Marshall		14th, 0.9
STEALS:		
Jermaine Marshall	7th, 1.5	
D.J. Newbill	15th, 1.2	8th, 1.4
3-POINT PERCENTAGE:		
-		
3-POINTERS MADE:		
Jermaine Marshall	11th, 1.9	9th, 2.0
ASSIST TO TURNOVER:		
D.J. Newbill	12th, 1.0	10th, 1.0
OFFENSIVE REBOUNDS:		
Ross Travis	12th, 2.1	
DEFENSIVE REBOUNDS:		
Ross Travis	5th, 5.0	6th, 5.1
Jermaine Marshall	15th, 4.1	13th, 4.1
MINUTES PLAYED:		
D.J. Newbill	2nd, 36.3	3rd, 36.8
Jermaine Marshall	7th, 34.4	10th, 34.6
TEAM RANKINGS		
SCORING OFFENSE:	10th, 61.5	10th, 58.8
SCORING DEFENSE:	12th, 67.9	12th, 69.3
FREE THROW %:	7th, 69.4	6th, 70.0
FIELD GOAL %:	12th, 39.1	11th, 37.9
FIELD GOAL% DEFENSE:	12th, 42.7	11th, 44.0
3-POINT FG % :	12th, 29.4	10th, 29.7
3-POINT FG % DEFENSE:	22th, 34.5	6th, 33.0
REBOUNDING OFFENSE:	9th, 35.1	7th, 33.5
REBOUNDING DEFENSE:	7th, 33.7	8th, 35.2
REBOUNDING MARGIN:	9th, +1.5	10th, -1.6
ASSISTS:	11th, 9.9	10th, 9.9
BLOCKED SHOTS:	9th, 3.2	7th, 3.4
STEALS:	10th, 5.4	9th, 5.2
TURNOVER MARGIN:	11th, -0.9	10th, -1.5
ASSIST TO TURNOVER:	12th, 0.8	12th, 0.8
OFFENSIVE REBOUNDS:	8th, 11.1	8th, 10.5
OFFENSIVE REBOUND %:	10th, 30.9	9th, 29.2
DEFENSIVE REBOUNDS:	8th, 24.0	9th, 23.0
DEFENSIVE REBOUNDS %:	2nd, 73.2	4th, 70.6
3-POINT FG MADE:	8th, 5.2	10th, 4.9

GREAT GRAD RATE

Coach Patrick Chambers' Nittany Lions ranked second in the Big Ten with a Graduation Success Rate (GSR) of 92 percent, 24 percent higher than the national average (68%), according to statistical information released by the National Collegiate Athletic Association (NCAA). The NCAA's annual study of institutions nationwide revealed that Penn State student-athletes at the University Park campus earned a GSR of 88 percent compared to the 80 percent average for all Division I institutions for students entering from 2002-03 through 2005-06. The 88 percent figure was third to Northwestern (97) and Illinois (89) among Big Ten Conference institutions. Penn State basketball's NCAA four-year Academic Progress Rate (APR) score of 995 through 2009-10 tied for the best among men's basketball teams in the Big Ten and was well above the national average of 945. Penn State and Michigan State tied for the Big Ten's highest APR figure, marking the fourth consecutive year the Nittany Lions ranked among the top three in the Big Ten. The four-year federal graduation rate average for University Park student-athletes was 78 percent, second to Northwestern (88) among Big Ten schools, and significantly above the 64 percent Division I average.

■ Following completion of the fall semester, two Nittany Lions (Kevin Montminy & Tim Frazier) earned Dean's List honors with a 3.5 GPA or higher and seven Lions posted a 3.0 GPA or higher. Montminy posted a 4.0 GPA.

CHAMBERS LEADS COACHES VS CANCER:

Patrick Chambers immediately embraced the mantle of leadership of Coaches vs. Cancer-Penn State, now embarking on its 18th year, when he took over the Nittany Lion program.

- CVC-Penn State has raised nearly \$2 million in the last 17 years to fight cancer and help support those affected by the disease.
- The organization raised a record \$215,000 in 2011-12, eclipsing \$200,000 for the third straight year, and ranks among the top 10 CVC organizations in the nation.
- CVC-Penn State has grown from an annual golf tournament started in the summer of 1996 to a year-round schedule of seven events, which includes the the Coaches Vs. Cancer Celebrity Golf Tournament, CVC Reverse Car Drawing, CVC "Band Together" Day, Spikes Fest, CVC 5k Fun Run/Walk and State College Brew Expo.
- CVC-Penn State keeps a portion of the money raised in the Centre Region to provide direct assistance through the Bob Perks Fund (BPF). CVC has donated more than \$35,000 to BPF each of the last five years and more than \$225,000 total. Funds are also donated to the American Cancer Society.

LIONS PLAYING PROFESSIONALLY: All four senior starters from Penn State's 2011 NCAA Tournament team are currently playing professionally in Europe or South America. Penn State currently has 13 former players active in pro leagues around the world, nine of which have graduated in the last five years.

Nittany Lions Currently Playing Professionally

Player (year graduated or left PSU)	Team	Country	League
Cammeron Woodyard (2012)	Basquetbol Ancud	Chile	Chile-Liga Nacional
Talor Battle (2011)	Upea Capo D'Orlando	Italy	Italian Lega 2
Jeff Brooks (2011)	Mapooro Cantu	Italy	Italian Serie A
David Jackson (2011)	Thor Thorl	Iceland	Iceland-Dominos
Andrew Jones (2011)	Ilysiakos Athens	Greece	Greece-A1
Jamelle Cornley (2009)	Rain or Shine	Philippines	Philippines-PBA
Stanley Pringle (2009)	Indonesia Warriors	Indonesia	Indonesia-NBL
Brandon Hassell (2008)	Summerside Storm	Canada	Canada-NBL
Joonas Suotamo (2008)	Espoo Basket	Finland	Finland-1st Division
David "Mooch" Jackson (2007)	GEGR Indalo	Argentina	Argentina-LigaA
Jan Jagla (2004)	FC Bayern Muenchen	Germany	Germany-1.Bundesliga
Tyler Smith (2002)	Tohigi Brex	Japan	Japan-JBL
Joe Crispin (2001)	Unsigned Free Agent		

PENN STATE RADIO NETWORK

In his 31st season, Steve Jones handles the play-by-play for Nittany Lion basketball and is joined by nationally respected Philadelphia Daily News sports-writer Dick Jerardi. Broadcasts begin 30 minutes prior to tipoff with the "Patrick Chambers Pregame Show." Game telecasts as well as "The Nittany Lion Hotline" call-in show, which airs each Thursday during basketball season, can both also be heard via GoPSUsports.com

WEAB (790 AM)	Allentown/Bethlehem/Easton
WVAM (1430 AM)	Altoona
WILK (103.1 FM)	Avoca
WAYC (1600 AM)	Bedford
WISR (680 AM)	Butler**
WCPA (900 AM)	Clearfield
WZDB (95.9 FM)	DuBois/Sykesville
WPSE (1450 AM)	Erie
WFRA (1450 AM)	Franklin
WGET (1320 AM)	Gettysburg
WHVR (1280 AM)	Hanover**
WTPA (92.1 FM)	Harrisburg
ESPN RADIO (1400 AM)	Harrisburg
ESPN RADIO (95.3 FM)	Harrisburg
WKZN (1300 AM)	Hazleton
WLAK (103.5 FM)	Huntingdon
WLPA (1490 AM)	Lancaster
WNPV (1440 AM)	Lansdale
WLBK (1270 AM)	Lebanon
WMRF (95.7 FM)	Lewiston
WMGW (1490 AM)	Meadville
WJST (1280 AM)	New Castle/Sharon**
WVNU (1160 AM)	New York Metro**
WBYB (96.7 FM)	Olean, NY
WNTP (990 AM)	Philadelphia
WFIL (560 AM)	Philadelphia
KQV (1410 AM)	Pittsburgh
WPPA (1360 AM)	Pottsville
WRAW (1340 AM)	Reading
WBZU (910 AM)	Scranton
WBYB (95.3 FM)	Smethport
WQWK (1450 AM)	State College
WKOK (1070 AM)	Sunbury
WTVI (1230 AM)	Titusville
WTZN (1310 AM)	Troy
WTRN (1304 AM)	Tyrone
WTRN (100.7 FM)	Tyrone
WNBT (104.5 FM)	Wellsboro
WNBQ (92.3 FM)	Wellsboro/Mansfield
WILK (980 AM)	Wilkes-Barre
WRAK (1400 AM)	Williamsport
WRKK (1200 AM)	Williamsport/Hughesville
WGLD (1440 AM)	York/Red Lion
WJST (1280 AM)	Youngstown, Ohio

** Carries only partial schedule



NATIONAL RANKINGS

AP TOP 25 (March 5)

1	Gonzaga (51)	29-2	1,607
2	Indiana (7)	25-4	1,517
3	Duke (5)	25-4	1,471
4	Kansas	25-4	1,433
5	Georgetown (2)	23-4	1,384
6	Miami (FL)	23-5	1,245
7	Michigan	24-5	1,240
8	Louisville	24-5	1,217
9	Kansas State	24-5	1,040
10	Michigan State	22-7	1,006
11	Florida	23-5	993
12	New Mexico	25-4	950
13	Oklahoma State	22-6	833
14	Ohio State	21-7	763
15	Marquette	21-7	687
16	Saint Louis	23-5	675
17	Syracuse	22-7	589
18	Arizona	23-6	394
19	Oregon	23-6	332
20	Pittsburgh	23-7	326
21	VCU	23-6	277
22	Wisconsin	20-9	217
23	UCLA	22-7	196
24	Notre Dame	22-7	164
25	Memphis	25-4	149

USA TODAY/ESPN TOP 25

1	Gonzaga (29)	29-2	773
2	Indiana	25-4	710
3	Kansas (1)	25-4	707
4	Duke	25-4	668
5	Georgetown	23-4	649
6	Louisville (1)	24-5	614
7	Miami (FL)	23-5	568
8	Michigan	24-5	566
9	Florida	23-5	522
10	Kansas State	24-5	494
11	New Mexico	25-4	453
12	Michigan State	22-7	430
13	Ohio State	21-7	399
14	Oklahoma State	22-6	366
15	Saint Louis	23-5	338
16	Syracuse	22-7	277
17	Marquette	21-7	253
18	Arizona	23-6	233
19	VCU	23-6	173
20	Memphis	25-4	172
21	Wisconsin	20-9	135
22	Pittsburgh	23-7	118
23	Saint Mary's	26-5	84
24	Notre Dame	22-7	73
25	Oregon	23-6	59



PENN STATE IN THE RPI

Date	Rank	RPI	SOS
--			

PENN STATE IN THE RANKINGS

Date **AP** **COACHES**
 Last ranked 25th in the final ESPN/USA Today Coaches Poll of the 2000-01 season (4/4/01). Last received votes in the national polls on Feb. 2, 2009. The Lions had votes in the Coaches Poll for four weeks.

PENN STATE VS. RANKED

ON THE YEAR: 1-6 (5 vs. Top 10)
2011-12: 1-10 (win over: #22 ILL)

Last WIN VS. RANKED team:

84-78 vs. #4 Michigan (2/27/13)

Last ROAD win:

38-33 @ #16/18 Illinois (2/18/09)

Last HOME win:

84-78 vs. #4 Michigan (2/27/13)

In the Jordan Center: 16-36

Last NEUTRAL win:

36-33 vs. #13 Wisconsin (3/11/11)

WIN vs. Highest Ranked at HOME:

#4 Michigan, 84-78, (2/27/13)

WIN vs. Highest Ranked On ROAD:

66-65 at #6/6 Illinois (2/4/06)

WIN vs. Highest Ranked OVERALL:

65-63 vs. #2/3 Michigan State (3/9/01) Big Ten Tourn.

Under Patrick Chambers:

2-16 (2nd season)

Since joining BIG TEN (1992-93):

28-116

OVERALL Streak: Won 1

HOME Streak: Won 1

All-TIME vs. Top 5: 6-48

All-TIME vs. Top 10: 21-91

LIONS SIGN FOUR IN EARLY PERIOD
 CHAMBERS' FIRST FULL RECRUITING CYCLE

PAYTON BANKS • 6-6 • ORANGE, CALIF.: Three-star recruit (Scout.com/247 Sports)...15.6 ppg, 6.9 rpg, 4.4 apg, 1.4 spg in junior year at Orange Lutheran HS...first team All-CIF Southern Section Division IA...versatile combo guard.

JULIAN MOORE • 6-10 • PHILADELPHIA, PA.: three-star recruit, sixth best in Pennsylvania (ESPN.com)...11 ppg, 14 rpg in junior season at Germantown Academy...a late bloomer...was 6-7 1 1 1/2 years ago...runs the floor/perimeter skills

GENO THORPE • 6-3 • PITTSBURGH, PA.: consensus three-star recruit...Pennsylvania Class AAAA first-team...21.5 ppg, 3.2 rpg, 2.6 apg in junior season at Shaler HS...offers from Wisconsin, Pitt, Kansas State, Seton Hall and Rutgers.

GRAHAM WOODWARD • 6-0 • EDINA, MINN.: three-star recruit (Rivals/247 Sports)...point guard...20.5 ppg in junior season at Edina HS...All-Metro second team by Minneapolis Star...offers from Washington St., Gonzaga, Xavier and Drake.

JOHNSON TRANSFERS TO LIONS

JOHN JOHNSON • 6-1 • PHILADELPHIA, PA.: played in all 39 games, starting two, at the University of Pittsburgh in 2011-12...three-time PIAA all-state first team and one-time New Jersey All-State Prep team...2,314 points (19.6 ppg) in prep career...No. 69 recruit nationally by Bob Gibbons...will be junior eligible at PSU after playing in an exhibition game at Pittsburgh in 2012-13.

LIONS WELCOME TRANSFER JOHNSON: University of Pittsburgh transfer guard John Johnson (6-1, Philadelphia, Pa.) arrived on campus on Dec. 21 and began practice with the team. A sophomore, he will be eligible to begin competing next December at the end of the 2013 fall semester. A three-time PIAA first team pick as well as a New Jersey All-state prep selection, Johnson scored 2,314 points in his prep career and was ranked the No. 69 recruit in the nation by Bob Gibbons. He played in all 39 games, starting two, in his freshman season at Pittsburgh, posting 4.2 ppg and shooting 38.4% from three. He is the fourth player from the Philadelphia area Patrick Chambers has added to the roster.

117 YEARS OF HOOPS: Penn State embarked on its 117th season of playing basketball in the 2012-13 campaign, having begun play in 1897. Penn State has made 12 post-season appearances in the last 24 years (4 NCAA, 8 NIT) and a total of 19 (9 NCAA, 10 NIT) overall. Since 2009, Penn State has won the program's first national tournament title (2009 NIT), made the program's first appearance in the Big Ten Tournament Championship game (2011) and played in the NCAA Tournament (2011).

NOTING
 THE JORDAN CENTER

RECORD IN BJC: 173-108 (18th Season) (62%) (281 games)

OPENED: January 11, 1996 vs. Minnesota (W, 76-51)

CAPACITY: 15,261

MOST CONTESTS IN A SEASON: 20 (2008-09)

100TH WIN: 56-55 over Hartford, Dec. 6, 2006

LONGEST WIN STREAK: 14; Jan. 11, 1996-Dec. 27, 1996

SEASON HOME WINS RECORD: 17-3 (2008-09)

SEASON BEST START: 8-0, 2007-08 & 1996

TOP SEASON WIN MARKS: 17-3 (2008-09); 13-4 (2007-08);

13-4 (1999-2000); 13-5 (2010-11); 12-2 (1997-98);

TOP SEASON WIN PERCENTAGES: 100.0, 8-0 (1996);

.862, 17-3 (2008-09); .857, 12-2 (1997-98);

TOP 10 CROWDS:

1. 15,472 vs. Purdue, 2/1/1997

2. 15,464 vs. Indiana, 1/26/1997

3. 15,455 vs. Ohio State, 3/1/1999

4. 15,435 vs. Ohio State, 2/27/1999

5. 15,420 vs. Indiana, 1/8/2000

6. 15,403 vs. No. 1 Ohio State 3/1/2011

7. 15,389 vs. Northwestern, 2/15/1997

8. 15,377 vs. Michigan State, 2/24/2001

9. 15,355 vs. Indiana, 1/31/1999

10. 15,232 vs. Indiana, 2/3/2001

TOP 2012-13 CROWD: 11,212 vs. No. 14 Ohio State 1/26

TOP 2011-12 CROWD: 13,103 vs. Nebraska, 2/11

TOP 2010-11 CROWD: 15,403 vs. No. 1 Ohio State, 3/1

TOP 2009-10 CROWD: 14,017 vs. Michigan State, 2/13

TOP 2008-09 CROWD: 15,035 vs. Indiana, 2/28

TOP 2007-08 CROWD: 11,159 vs. Michigan State, 2/2

**HIGHS & LOWS UNDER CHAMBERS****PENN STATE**

TEAM GAME HIGHS			TEAM GAME LOWS			INDIVIDUAL GAME HIGHS		
POINTS	84	2x last MICHIGAN (2/27/13)	42	@ Purdue (1/13/13)	30	Frazier, Tim at Nebraska (1/11/12)		
- IN HALF	48 (2nd)	MICHIGAN (2/27/13)	10 (1st)	at Saint Joseph's (11/26/11)				
FIELD GOALS MADE	29	vs. Army (12/8/12)	13	@ Minnesota (3/2/13)	10	3X, Marshall, Jermaine vs MICHIGAN (3/4/12)		
FIELD GOAL ATTS	71	at Saint Joseph's (11/26/11)	42	vs. PENN (12/1/12)	24	Frazier, Tim vs Indiana (B1G) (3/8/12)		
FIELD GOAL %	.565 (26-46)	YOUNGSTOWN ST. (11/23/11)	.259 (15-58)	@ Purdue (1/13/13)	1.000 (7-7)	Borovnjak, Sasa vs MISSISSIPPI (12/4/11)		
3 PT FG MADE	11	YOUNGSTOWN ST. (11/23/11)	2	4X last @ Nebraska (2/9/13)	7	Oliver, Billy vs PURDUE (1/5/12)		
3 PT FG ATTEMPTS	29	at Iowa (2/4/12)	8	@ Wisconsin (1/3/13)	12	Marshall, Jermaine vs. Providence (11/16/12)		
3 PT FG %	.500 (10-20)	2x last MICHIGAN (2/27/13)	.100 (2-20)	vs. PURDUE (2/5/13)	1.000 (3-3)	Woodyard, Cammeron vs CORNELL (12/21/11)		
FT MADE	28	vs. St. Francis (11/9/12)	0	@ Wisconsin (1/3/13)	17	Frazier, Tim vs SAINT FRANCIS (11/9/12)		
FT ATTEMPTS	36	DUQUESNE (12/29/12)	1	@ Wisconsin (1/3/13)	18	Frazier, Tim vs SAINT FRANCIS (11/9/12)		
FT %	.875 (28-32)	vs. St. Francis (11/9/12)	.286 (2-7)	at Saint Joseph's (11/26/11)	1.000 (9-9)	Frazier, Tim at Nebraska (1/11/12)		
	.875 (14-16)	@ Iowa (1/31/13)			.944 (17-18)	Frazier, Tim vs. St. Francis (11/9/12)		
REBOUNDS	50	DUQUESNE (12/29/12)	17	at Purdue (2/29/12)	13	2X Travis, Ross @ Nebraska (2/9/13)		
						Travis, Ross vs. BOSTON COLL (11/28/12)		
ASSISTS	17	2X last vs. IOWA (2/14/13)	3	@ Nebraska (2/9/13)	11	Frazier, Tim vs YOUNGSTOWN St. (11/23/11)		
STEALS	15	HARTFORD (11/12/11)	1	2X, DUQUESNE (12/29/12)	6	Frazier, Tim at Nebraska (1/11/12)		
BLOCKED SHOTS	8	vs Indiana (B1G) (3/8/12)	0	3X, last at La Salle (12/5/12)	3	5X, Brandon Taylor @ Minnesota (3/2/13)		
TURNOVERS	23	at Duquesne (12/10/11)	4	vs. OHIO STATE (1/26/13)	8	D.J. Newbill @ Indiana (1/23/13)		
FOULS	31	@ Illinois (2/21/13)	11	YOUNGSTOWN ST. (11/23/11)				

OPPONENT

TEAM GAME HIGHS			TEAM GAME LOWS			INDIVIDUAL GAME HIGHS		
POINTS	88	INDIANA (1/8/12)	43	MOUNT ST. MARY'S (12/18/11)	29	3X Duren, La Salle (12/5/12)		
	53 (2nd)	vs. Akron (11/18/12)	14 (1st)	vs. NEW HAMPSHIRE (12/23/12)		Shields, NEB (1/19/13) & Burke, MICH (2/17/13)		
FIELD GOALS MADE	30	MICHIGAN (2/27/13)	12	NEW HAMPSHIRE (12/23/12)	11	Hardaway, Jr., Tim at Michigan (12/29/11)		
FIELD GOAL ATTS	61	YOUNGSTOWN St. (11/23/11)	38	MINNESOTA (1/15/12)	19	Casey Walker, Delaware State (12/15/12)		
FIELD GOAL %	.595 (25-42)	MICHIGAN (3/4/12)	.226 (12-53)	NEW HAMPSHIRE (12/23/12)	.909 (10-11)	Shields, Shavon vs. Nebraska (1/19/13)		
3 PT FG MADE	16	2X, last at La Salle (12/5/12)	0	vs. PURDUE (2/5/13)	7	2X, Hulls, Jordan vs INDIANA (1/8/12)		
3 PT FG ATTEMPTS	31	2X, last DUQUESNE (12/29/12)	8	@ Purdue (1/13/13)	13	Walker, Casey, DELAWARE ST (12/15/12)		
3 PT FG %	.667 (16-24)	INDIANA (1/8/12)	.000 (0-10)	vs. PURDU (2/5/13)	1.000 (3-3)	2X, Teague, Marquis vs KENTUCKY (11/19/11)		
					.777 (7-9)	Hulls, Jordan vs INDIANA (1/8/12)		
FT MADE	33**	MINNESOTA (1/15/12)	5	RADFORD (11/14/11)	15	Hanlan, Olivier vs. BOSTON COLL (11/28/12)		
FT ATTEMPTS	44	MINNESOTA (1/15/12)	8	RADFORD (11/14/11)	19	Hanlan, Olivier vs. BOSTON COLL (11/28/12)		
FT %	1.000 (16-16)	NEBRASKA (1/19/13)	.476 (10-21)	@ Purdue (1/13/13)	1.000 (10-10)	Watford, Christian vs INDIANA(B1G)(3/8)		
REBOUNDS	46	@ Minnesota (3/2/13)	21	NEBRASKA (2/11/12)	13	2X, Trevor Mbakwe @ Minnesota (3/2/13)		
ASSISTS	21	at Purdue (2/29/12)	4	SOUTH FLORIDA (11/20/11)	9	Delaney, Rob vs LAFAYETTE (12/07/11)		
STEALS	11	2x, last @ Iowa (1/31/13)	2	at Saint Joseph's (11/26/11)	5	Holloway, Murphy vs MISSISSIPPI (12/4/11)		
BLOCKED SHOTS	12	at Saint Joseph's (11/26/11)	1	5X, last Northwestern (3/7/13)	6	Marshall, Zeke vs. Akron (11/18/12)		
TURNOVERS	26	HARTFORD (11/12/11)	4	at La Salle (12/5/12)	7	Fortune, Josh, Providence (11/16/12)		
FOULS	29	CORNELL (12/21/11)	7	@ Wisconsin (1/3/13)				



2012-13 SEASON HIGHS & LOWS

PENN STATE

TEAM GAME HIGHS			TEAM GAME LOWS			INDIVIDUAL GAME HIGHS		
POINTS	84	2x, last MICHIGAN (2/27/13)	42	@ Purdue (1/13/13)	29	Marshall, Jerm. vs. MICHIGAN ST (1/16/13)		
-- IN A HALF	48 (2nd)	MICHIGAN (2/27/13)	12 (1st)	@ Minnesota (3/2/13)				
FIELD GOALS MADE	29	ARMY (12/8/12)	13	@ Minnesota (3/2/13)	11	Newbill, D.J. vs. IOWA (2/14/13)		
FIELD GOAL ATTS	62	vs. PURDUE (2/5/13)	45	2x last @ Northwestern (3/7/13)	20	2X Tim Frazier vs. N.C. State (11/16/12) D.J. Newbill vs IOWA (2/14/13)		
FIELD GOAL %	.509 (29-57)	ARMY (12/8/12)	.259 (15-58)	@ Purdue (1/13/13)	.777 (7-9)	2X, Sasa Borovnjak vs. DUQUESNE (12/29/12) Sasa Borovnjak at Michigan (2/17/13)		
-- IN A HALF	.654 (17-26)	BUCKNELL (11/23/12) (2nd)	.161 (5-31) (1st)	BUCKNELL (11/23/12)		Marshall, Jermaine vs. MICHIGAN (2/27/13)		
3 PT FG MADE	10	MICHIGAN (2/27/13)	2	3X last @ Nebraska (2/5/13)	6			
3 PT FG ATTEMPTS	24	ST FRANCIS (11/9/12)	8	@ Wisconsin (1/3/13)	12	Marshall, Jerm. vs. Providence (11/16/12)		
3 PT FG %	.500 (10-20)	MICHIGAN (2/27/13)	.100 (2-20)	vs. PURDUE (2/5/13)	.714 (5-7)	Nick Colella vs. DUQUESNE (12/29/12)		
FT MADE	28	vs. ST FRANCIS (11/9/12)	0	@ Wisconsin (1/3/13)	17	Frazier, Tim vs SAINT FRANCIS (11/9/12)		
FT ATTEMPTS	36	DUQUESNE (12/29/12)	1	@ Wisconsin (1/3/13)	18	Frazier, Tim vs SAINT FRANCIS (11/9/12)		
FT %	.875 (28-32)	vs. St. Francis (11/9/12)	.000 (0-1)	@ Wisconsin (1/3/13)	.944 (17-18)	Frazier, Tim vs. St. Francis (11/9/12)		
	.875 (14-16)	@ Iowa (1/31/13)						
REBOUNDS	50	DUQUESNE (12/29/12)	25	2x last @ Northwestern (3/7/13)	13	2X Travis, Ross @ Nebraska (2/9/13) Travis, Ross vs. BOSTON COLL (11/28/12)		
ASSISTS	17	IOWA (2/14/13)	3	@ Nebraska (2/5/13)	10	Marshall, Jermaine vs. IOWA (2/14/13)		
STEALS	11	vs. Providence (11/16/12)	1	DUQUESNE (12/29/12)	5	Marshall, Jermaine vs. UNH (12/23/12)		
BLOCKED SHOTS	7	2X last OHIO STATE (1/26/13)	0	at La Salle (12/5/12)	3	2X, Taylor, Brandon @ Minnesota (3/2/13)		
TURNOVERS	19	vs. Indiana (1/7/13)	4	OHIO STATE (1/26/13)	8	Newbill, D.J. @ Indiana (1/23/13)		
FOULS	31	@ Illinois (2/21/13)	17	3x, last @ Northwestern (3/7/13)				

OPPONENT

TEAM GAME HIGHS			TEAM GAME LOWS			INDIVIDUAL GAME HIGHS		
POINTS	85	vs. Akron (11/18/12)	45	NEW HAMPSHIRE (12/23/12)	29	3X Duren, La Salle (12/5/12)		
-- IN A HALF	53 (2nd)	vs. Akron (11/18/12)	14 (1st)	vs. NEW HAMPSHIRE (12/23/12)		Shields, NEB (1/19/13) & Burke, MICH (2/17/13)		
FIELD GOALS MADE	30	MICHIGAN (2/27/13)	12	NEW HAMPSHIRE (12/23/12)	10	Shields, Shavon vs. Nebraska (1/19/13)		
FIELD GOAL ATTS	60	DELAWARE ST (12/15/12)	41	BUCKNELL (11/23/12)	19	Walker, Casey, Delaware State (12/15/12)		
FIELD GOAL %	.563 (27-48)	vs. Akron (11/18/12)	.226 (12-53)	NEW HAMPSHIRE (12/23/12)	.909 (10-11)	Shields, Shavon vs. Nebraska (1/19/13)		
3 PT FG MADE	16	La Salle (12/5/12)	0	vs. PURDUE (2/5/13)	5	Walker, Casey, Delaware State (12/15/12)		
3 PT FG ATTEMPTS	31	2X, DUQUESNE (12/29/12)	8	@ Purdue (1/13/13)	13	Casey Walker, Delaware State (12/15/12)		
3 PT FG %	.550 (11-20)	@ Indiana (1/23/13)	.000 (0-10)	vs. PURDUE (2/5/13)	1.000 (3-3)	Purvis, Rodney, N.C. State (11/16/12)		
FT MADE	32	@ Nebraska (2/9/13)	6	PENN (12/1/12)	15	Hanlan, Olivier, Boston College (11/28/12)		
FT ATTEMPTS	41	@ Nebraska (2/9/13)	10	PENN (12/1/12)	19	Hanlan, Olivier vs. BOSTON COLL (11/28/12)		
FT %	1.000 (16-16)	NEBRASKA (1/19/13)	.476 (10-21)	@ Purdue (1/13/13)	1.000 (8-8)	Shields, Shavon vs. Nebraska (1/19/13)		
					.916 (11-12)	Hammons, A.J. vs. PURDUE (2/5/13)		
REBOUNDS	46	@ Minnesota (3/2/13)	22	ST FRANCIS (11/9/12)	13	Mbakwe, Trevor @ Minnesota (3/2/13)		
ASSISTS	20	@ Minnesota (3/2/13)	6	Providence (11/16/12)	7	Welch, Julian @ Minnesota (3/2/13)		
STEALS	11	@ Iowa (1/31/13)	3	4X last PURDUE (2/5/13)	4	3X, Turner, Mike Northwestern (3/7/13)		
BLOCKED SHOTS	9	Akron (11/18/12)	1	7X last Northwestern (3/7/13)	6	Marshall, Zeke, Akron (11/18/12)		
TURNOVERS	21	Providence (11/16/12)	4	2X, @ Wisconsin (1/3/13)	7	Fortune, Josh, Providence (11/16/12)		
FOULS	28	DUQUESNE (12/29/12)	7	@ Wisconsin (1/3/13)				

**Big Ten opponent record



2012-13 PENN STATE RESULTS

DATE	RANK	RANK	W/L	SCORE	RECORD	PSU HIGH SCORER	OPP HIGH SCORER	HIGH REBS	HIGH ASST	ATTENDANCE
11/9			W	65-68	1-0	Frazier (23)	Jackson (19)	Travis (10)	Frazier (6)	7,329
11/15		6/6	L	72-55	1-1	Frazier (23)	Warren (22)	Graham (10)	Frazier (2)	4,224
11/16			W	55-52	OT2-1	Frazier (19)	Batts (17)	Frazier (9)	Frazier (7)	4,224
11/18			L	80-65	2-2	Newbill (20)	Marshall (17)	Travis (10)	Newbill (5)	4,224
11/23			W	60-57	3-2	Marshall (17)	Johnson (18)	Travis (8)	Newbill (7)	7,713
11/28			L	73-61	3-3	Marshall (25)	Hanlan (22)	Travis (13)	Newbill (3)	6,889
12/1			W	58-47	4-3	Marshall (18)	Hicks (10)	Travis (8)	Newbill (5)	7,806
12/5			L	57-82	4-4	Marshall (19)	Duren (29)	Travis (9)	Newbill (5)	4,382
12/8			W	78-70	5-4	Newbill (19)	Ellis (23)	Travis (10)	Newbill (5)	7,247
12/15			W	80-76	OT 6-4	Newbill (22)	Walker (24)	Borovnjak (8)	Newbill & Marshall (5)	5,751
12/23			W	72-45	7-4	Marshall (15)	Myrick & Morris (9)	Travis & Newbill (6)	three with (3)	7,852
12/29			W	84-74	8-4	Newbill (23)	Johnson (19)	Newbill (12)	Newbill (5)	5,521
1/3			L	51-60	8-5	Marshall (19)	Three with (13)	Travis (11)	Newbill (4)	16,156
1/7			L	51-74	8-6	Travis (14)	Watford (16)	Marshall (7)	three with (3)	9,386
1/10			L	54-70	8-7	Newbill (20)	Sobolewski (18)	Travis (9)	Newbill (3)	6,479
1/13			L	42-60	8-8	Taylor (11)	R. Johnson (13)	Travis (8)	Newbill (4)	13,222
1/16		18/18	L	72-81	8-9	Marshall (29)	Payne (20)	Marshall (10)	Newbill (6)	6,585
1/19			L	64-68	8-10	Marshall (18)	Shields (29)	Newbill (7)	Newbill (6)	9,883
1/23		7/8	L	49-72	8-11	Newbill (18)	Oladipo (19)	Newbill (7)	Marshall (2)	17,472
1/26		14/15	L	51-65	8-12	Marshall (16)	Thompson (16)	Graham (6)	Newbill (6)	11,212
1/31			L	67-76	8-13	Newbill (20)	White (27)	Newbill & Travis (6)	Newbill & Marshall (4)	13,369
2/5			L	49-58	8-14	Newbill (17)	R. Johnson (16)	Travis (8)	Newbill (7)	6,270
2/9			L	53-67	8-15	Newbill (17)	Talley (16)	Travis (13)	Newbill (2)	10,853
2/14			L	72-74	8-16	Newbill (26)	Marble (22)	Newbill (8)	Marshall (10)	7,636
2/17		4/5	L	71-79	8-17	Marshall & Borovnjak (17)	Burke (29)	Travis (10)	Newbill (5)	12,693
2/21			L	59-64	8-18	Marshall (20)	Richardson (18)	Borovnjak & Travis (6)	Newbill (5)	14,356
2/27		4/4	W	84-78	9-18	Marshall (25)	Hardaway (19)	Travis (12)	Newbill (5)	8,892
3/2			L	44-73	9-19	Newbill (15)	Mbakwe (13)	Marshall (4)	Newbill (4)	12,562
4/7			W	66-59	10-19	Marshall & Newbill (18)	Marcotullio (22)	Borovnjak (10)	Colella (4)	5,517

DOUBLE-FIGURES

POINTS	12-13	CAREER	CONSECUTIVE
Frazier	3	43	-
Marshall	24	45	7
Newbill	26	39	13
Travis	7	12	-
Borovnjak	7	9	-
Taylor	5	6	-
Colella	1	3	-
Graham	-	2	-

REBOUNDS	12-13	CAREER
Newbill	1	7
Travis	7	7
Frazier	-	3
Graham	1	2
Marshall	1	1

ASSISTS	12-13	CAREER
Frazier	-	3
Marshall	1	1

DOUBLE-DOUBLES

	12-13	CAREER	CONSECUTIVE
Frazier	-	5	-
Last: 23 pts, 10 rebs. vs. NEBRASKA (2/11/12)			
Newbill	1	7	-
Last: 23 pts, 12 rebs vs. DUQUESNE (12/29/12)			
Marshall	2	2	-
Last: 14 pts, 10 assists vs. Iowa (2/14/13)			
Travis	4	4	-
Last: 15 pts, 12 rebounds vs. MICHIGAN (2/27/13)			

20-POINT GAMES

	12-13	CAREER	CONSECUTIVE
Frazier	2	20	-
Last: 23 pts. vs. N.C. State (11/15/12)			
Marshall	4	8	-
Last: 25 pts vs. MICHIGAN (2/27/13)			
Newbill	8	9	-
Last: 26 pts @ Iowa (2/14/13)			

2012-13 RECORD

	OVERALL	HOME	AWAY	NEUTRAL
ALL GAMES	10-19	8-8	1-9	1-2
CONFERENCE	2-15	1-7	1-8	-
NON-CON	8-4	7-1	0-1	1-2
TOURNAMENT	1-2			1-2

SCORE BY PERIODS

	1ST	2ND	OT	2OT	TOTAL
PENN STATE	782	979	23		1784
OPPONENTS	868	1085	16		1969

MARGINS OF VICTORY

1	2	3	4	5	6	7	8	9	10	11	12	13	14	15+
2	1	1	2	1	1	1								1

LARGEST: 27 vs. New Hampshire (12/23)

MARGINS OF DEFEAT

1	2	3	4	5	6	7	8	9	10	11	12	13	14	15+
1	1	1					1	4			1	1	1	8

LARGEST: 29 @ Minnesota

LARGEST NON-CON LEAD: 34 (2nd) vs. UNH

LARGEST NON-CON DEFICIT: 28 (2nd) vs. Akron

LARGEST BIG TEN LEAD: 12 (1st) @ Northwestern

LARGEST BIG TEN DEFICIT: 35 (2nd) @ Minnesota

LARGEST DEFICIT OVERCOME TO WIN:

15 (2nd) vs. MICHIGAN

LARGEST BIG TEN DEFICIT OVERCOME TO WIN:

15 (2nd) vs. MICHIGAN

2012-13 ATTENDANCE

	G	TOTAL	HIGH	AVERAGE
HOME	16	121,731	11,221	7,608
NEUTRAL	3	12,672	4,224	4,224
AWAY	10	120,582	17,472	12,058
TOTAL	27	245,985	17,472	8,793

LED PENN STATE IN:

POINTS	11-12	12-13	CAREER
Frazier	25	3	31
Marshall	3	13	14
Newbill		12	12
Travis		1	1
Taylor		1	1
REBOUNDS	11-12	12-13	CAREER
Travis	8	17	25
Frazier	7	1	16
Marshall	7	3	10
Graham	7	2	8
Newbill		6	6
Borovnjak	2	3	5
ASSISTS	11-12	12-13	CAREER
Frazier	32	3	70
Newbill		23	23
Marshall	2	6	8
Colella	1	3	4
Travis	2		2
Borovnjak	1		1
STEALS	11-12	12-13	CAREER
Frazier	21	3	48
Marshall	7	11	23
Newbill		12	12
Travis	5	4	9
Colella	2	4	7
Borovnjak	2	3	5
Graham	3		3
Taylor		3	3
BLOCKS	11-12	12-13	CAREER
Graham	10	12	21
Marshall	8	10	18
Borovnjak	5	6	11
Travis	3	6	9
Frazier	4		7
Taylor		6	6
Colella	1		1
Newbill		2	2
Jack		1	1



#1 • AKOSA MADUEGBUNAM

Fr. • GUARD • 6-1 • 200
BOSTON, MASS. • CHARLESTOWN HS/WINCHENDON SCHOOL
UNDECIDED

NOTABLE/CAREER HIGHLIGHTS

- Name pronounced: ugh-COE-sa MAD-a-WAY-boo-nam
- Owns a team-best 35-inch vertical
- Parents immigrated to the United States from Nigeria in 1987
- O

2012-13 SEASON HIGHLIGHTS

- Saw the first action of his career with six minutes vs. Akron in the Puerto Rico Tip-Off.
- Scored his first career points with a jumper vs. Delaware State on Dec. 15.
- Played a season high 18 minutes at Purdue making one field goal.

CAREER HIGHS

POINTS: 2, 3X
@ Purdue (1/13/13)REBOUNDS: 2, 2X
vs. Duquesne (12/29/12)ASSISTS: 1
vs. Delaware State (12/15/12)

STEALS: -

BLOCKS: -

MINUTES: 18
@ Purdue (1/13/13)FIELD GOALS: 1, 2X
@ Purdue (1/13/13)FG ATTEMPTS: 4
@ Purdue (1/13/13)

FG PERCENTAGE: -

3-POINTERS: -

3PT ATTEMPTS: 2, 2X
@ Purdue (1/13/13)

3PT PERCENTAGE: -

FREE THROWS: 2
vs. Duquesne (12/29/12)FT ATTEMPTS: 2, 2X
vs. Duquesne (12/29/12)

FT PERCENTAGE: -

PERSONAL FILE

BIRTHDAY: Nov. 29, 1992

FAMILY: Gina (mother), Judy (sister),
Duby (brother), Ofili (father) passed
away in 2002

2012-13 GAME-BY-GAME

OPPONENT	DATE	GS	MIN	TOTAL		3-POINT		FREE THROWS		REBOUNDS		PF	A	TO	BLK	STL	PTS
				FG-FGA	PCT	FG-FGA	PCT	FT-FTA	PCT	O-D	TOTAL						
ST. FRANCIS	11/9		DNP														
vs. N.C. State	11/15		DNP														
vs. Providence	11/16		DNP														
vs. Akron	11/18	6	0-0	.000	0-0	.000	0-0	.000	0-0	0	0	0	0	0	0	0	0
BC	11/28	1	0-1	.000	0-1	.000	0-0	.000	0-0	0	0	0	0	0	0	0	0
PENN	12/1	5	0-0	.000	0-0	.000	0-0	.000	0-0	0	0	0	0	0	0	0	0
@La Salle	12/5	3	0-1	.000	0-1	.000	0-0	.000	1-0	1	0	0	0	0	0	0	0
ARMY	12/8	1	0-0	.000	0-0	.000	0-0	.000	0-0	0	0	0	0	0	0	0	0
DELAWARE ST	12/15	4	1-2	.500	0-1	.000	0-2	.000	0-2	2	1	1	0	0	0	0	2
UNH	12/23	4	0-2	.000	0-2	.000	0-0	.000	0-0	0	0	0	0	0	0	0	0
DUQUESNE	12/29	1	0-0	.000	0-0	.000	2-2	1.000	1-1	2	0	0	0	0	0	0	2
@Wisconsin			DNP														
INDIANA	1/7		DNP														
NWESTERN	1/10	1	0-0	.000	0-0	.000	0-0	.000	0-1	1	0	1	0	0	0	0	0
@ Purdue	1/13	18	1-4	.250	0-2	.000	0-0	.000	0-1	1	2	0	0	0	0	0	2
MICHIGAN ST	1/16		DNP														
NEBRASKA	1/19		DNP														
@ Indiana	1/23	1	0-0	.000	0-0	.000	0-0	.000	0-0	0	0	0	0	0	0	0	0
OHIO STATE	1/26		DNP														
@ Iowa	1/31		DNP														
PURDUE	2/5	2	0-1	.000	0-1	.000	0-0	.000	1-0	1	0	1	0	0	0	0	0
@ Nebraska	2/9	5	0-1	.000	0-0	.000	0-0	.000	0-0	0	1	0	0	0	0	0	0
IOWA	2/14		DNP														
@ Michigan	2/17		DNP														
@ Illinois	2/21	1	0-0	.000	0-0	.000	0-0	.000	0-0	0	0	0	0	0	0	0	0
MICHIGAN	2/27		DNP														
@ Minnesota	3/2		DNP														
@Northwestern	3/7		DNP														

CAREER STATISTICS

Season	gp-gs	min/avg	Total		3-Point		F-Throws		Rebounds				Scoring							
			fg-fga	pct	fg-fga	pct	ft-fta	pct	off	def	tot	avg	pf	fo	ast	to	blk	stl	pts	avg
2012-13	14-0	53/3.8	2-12	.167	0-8	.000	2-4	.500	3	5	8	0.6	4	0	2	0	0	0	6	0.4
TOTAL	14-0	53/3.8	2-12	.167	0-8	.000	2-4	.500	3	5	8	0.6	4	0	2	0	0	0	6	0.4

#2 • D.J. NEWBILL

RS-So. • GUARD • 6-4 • 205
PHILADELPHIA, PA. • STRAWBERRY MANSION HS • SOUTHERN MISSISSIPPI UNDECIDED



NOTABLE/CAREER HIGHLIGHTS

- Earned No. 4 spot on ESPN Sportscenter's plays of the day with a drive and monstrous slam over 6-10 Wisconsin center Jared Berggren (1/3).
- Sat out last season after transferring from Southern Miss.
- Cut weight from 225 to 205 for 2012-13 season.
- A 2011 Conference USA All-Freshman Team selection at Southern Miss.
- Started all 32 games as a freshman at Southern Miss, ranked third on the team in scoring (9.2) and second in rebounding (6.2) on team that went 22-10.

2012-13 SEASON HIGHLIGHTS

- Hit 9-of-10 at the foul line for 16 points and added seven rebounds in his Penn State debut vs. St. Francis (11/9/12)
- Scored 20 points and led Penn State with 5 assists while adding six boards while running the point for most of the game in place of an injured Tim Frazier in the Lions loss to Akron.
- Made his first start at point guard vs. Bucknell and posted a career high seven assists and 10 points and seven rebounds.
- Scored 22 points on 2-of-3 from three and 8-of-11 from the foul line in a loss to Boston College.
- Scored 22 points, including a pair of late layups, one the game winning points, and added five assists and five rebounds in a win over Delaware State.
- Scored 23 points on a career best 12-of-16 at the foul line and added 12 rebounds and five assists for his first double-double at Penn State leading the Lions over Duquesne.
- Had two monstrous dunks and posted 12 points and eight rebounds in a loss at Wisconsin.
- Led Penn State with 20 points vs. Northwestern
- Scored a career high 27 points and had a team-best six assists in a loss to Michigan State. Hit 8-of-12 (66%).
- Led Penn State with 18 points, seven rebounds and a career high tying four steals in a loss at No. 7 Indiana.
- Posted 15 points and six assists with just one turnover in 39 minutes vs. Ohio State's Aaron Craft.
- Led Penn State with 20 points and six rebounds at Iowa.
- Led Penn State with 17 points and career high tying seven assists in 40 minutes vs. Purdue (2/5).
- Led Penn State with 26 points and eight rebounds while hitting a career-best three treys vs. Iowa while guarding the Hawkeyes hottest offensive player all night.
- Led Penn State with 18 points, including a big jumper with 1:33 to play to extend PSU's lead to six, while shooting 8-of-14 in a win at Northwestern.

CAREER HIGHS

POINTS:	27
vs. Michigan State (1/16/13)	
REBOUNDS:	16
vs. UTEP (2/16/11)*	
ASSISTS:	7, 2X
last vs. Purdue (2/5/13)	
STEALS:	4, 2X
Last vs. Indiana (1/23/13)	
BLOCKS:	2
vs. St. Louis (12/23/10)*	
MINUTES:	40, 4x
last vs Michigan (2/27/13)	
FIELD GOALS:	11
vs. Iowa (2/14/13)	
FG ATTEMPTS:	20
vs. Iowa (2/14/13)	
FG PERCENTAGE:	.875 (7-8)
vs. UCF (1/15/11)*	
3-POINTERS:	3
vs. Iowa (2/14/13)	
3PT ATTEMPTS:	7
vs. St. Francis (11/9/12)	
3PT PERCENTAGE:	.600 (3-5)
vs. Spring Hill (11/27/10)*	
FREE THROWS:	12
vs. Iowa (2/14/13)	
FT ATTEMPTS:	16
vs. Duquesne (12/29/12)	
FT PERCENTAGE:	1.000 (5-5)
vs. Alcorn State (12/1/10)	
.900 (9-10)	
vs. St. Francis (11/9/12)	

* At Southern Mississippi

PERSONAL FILE

BIRTHDAY: May 22, 1992
FAMILY: Towanda Roach (mother), passed away Sept. 15, 2012; Dominic (brother), Dante (brother),

2012-13 GAME-BY-GAME

OPPONENT	DATE	GS	MIN	TOTAL		3-POINT		FREE THROWS		REBOUNDS		PF	A	TO	BLK	STL	PTS
				FG-FGA	PCT	FG-FGA	PCT	FT-FTA	PCT	O-D	TOTAL						
ST. FRANCIS	11/9	*	35	3-10	.300	1-7	.142	9-10	.900	2-5	7	2	1	4	0	1	16
vs. N.C. State	11/15	*	36	6-12	.500	1-3	.333	0-1	.000	2-1	3	3	1	5	0	2	13
vs. Providence	11/16	*	35	3-5	.600	0-1	.000	3-3	1.000	2-4	6	3	3	4	0	0	9
vs. Akron	11/18	*	34	8-17	.470	1-3	.333	3-7	.428	3-3	6	4	5	3	0	2	20
BUCKNELL	11/23	*	37	5-18	.278	0-2	.000	0-4	.000	2-5	7	1	7	4	1	0	10
BC	11/28	*	36	6-13	.462	2-3	.667	8-11	.727	0-5	5	5	3	6	0	1	22
PENN	12/1	*	31	5-10	.500	0-1	.000	3-5	.600	1-4	4	3	4	2	0	4	13
@La Salle	12/5	*	40	5-13	.385	0-1	.000	2-6	.333	1-5	6	2	5	2	0	0	12
ARMY	12/8	*	35	7-15	.467	0-2	.000	5-7	.714	2-4	6	2	5	4	0	1	19
DELAWARE ST	12/15	*	34	8-13	.615	1-2	.500	5-6	.833	1-4	5	4	5	3	0	0	22
UNH	12/23	*	34	2-6	.333	0-2	.000	6-10	.600	1-5	6	2	3	2	1	0	10
DUQUESNE	12/29	*	39	5-14	.357	1-2	.500	12-16	.750	3-9	12	2	5	4	0	0	23
@ Wisconsin	1/3	*	34	6-15	.400	0-0	.000	0-0	.000	2-6	8	5	4	5	0	1	12
INDIANA	1/7	*	38	3-15	.200	0-3	.000	2-3	.667	2-4	6	2	3	5	0	2	8
NWERN	1/10	*	36	6-19	.316	0-3	.000	8-9	.889	3-1	4	4	3	2	0	1	20
@Purdue	1/13	*	36	3-12	.250	0-0	.000	3-4	.750	2-4	6	2	4	2	1	0	9
MICHIGAN ST	1/16	*	37	8-12	.667	0-1	.000	11-15	.733	0-2	2	1	6	3	0	1	27
NEBRASKA	1/19	*	33	3-11	.273	0-3	.000	5-9	.556	2-5	7	3	6	6	1	1	11
@ Indiana	1/23	*	39	7-17	.412	0-2	.000	4-6	.667	1-6	7	1	1	8	1	4	18
OHIO STATE	1/26	*	39	5-9	.556	0-0	.000	5-8	.625	1-3	4	4	6	1	1	2	15
@ Iowa	1/31	*	40	7-17	.412	1-4	.250	5-5	1.000	2-4	6	2	4	5	0	2	20
PURDUE	2/5	*	40	6-14	.429	0-2	.000	5-6	.833	1-2	3	4	7	4	0	0	17
@ Nebraska	2/9	*	32	4-14	.286	0-2	.000	9-12	.750	1-3	4	4	2	5	0	2	17
IOWA	2/14	*	38	11-20	.550	3-5	.600	1-1	1.000	2-6	8	2	2	1	1	2	26
@ Michigan	2/17	*	30	4-12	.333	1-2	.500	2-3	.667	1-2	3	4	5	4	0	0	11
@ Illinois	2/21	*	39	4-14	.286	2-5	.400	2-5	.400	3-0	3	4	5	7	0	1	12
MICHIGAN	2/27	*	40	6-13	.462	2-4	.500	3-4	.750	1-0	1	3	5	4	0	2	17
@ Minnesota	3/2	*	39	2-16	.125	1-4	.250	10-14	.714	1-2	3	3	4	3	0	1	15
@ Northwestern	3/7	*	36	8-14	.571	2-3	.667	0-2	.000	0-0	0	3	3	7	0	2	18
WISCONSIN																	
BTT																	
BTT																	

CAREER STATISTICS

Season	gp-gs	min/avg	Total		3-Point		F-Throws		Rebounds			Scoring								
			fg-fga	pct	fg-fga	pct	ft-fa	pct	off	def	tot	avg	pf	fo	ast	to	blk	stl	pts	avg
2010-11*	32-32	977/30.5	100-187	.535	6-14	.429	87-126	.690	97	102	199	6.2	89	2	52	60	3	24	293	9.2
2012-13	29-29	1053/36.3	156-390	.400	19-72	.264	131-192	.682	45	104	149	5.1	84	2	117	115	7	35	462	15.9
TOTAL	29-29	1053/36.3	156-390	.400	19-72	.264	131-192	.682	45	104	149	5.1	84	2	117	115	7	35	462	15.9
All*	61-61	2030/33.3	256-577	.444	25-86	.291	218-318	.686	142	206	348	5.7	173	4	169	175	10	59	755	12.4



#5 • DONOVON JACK

Fr. • FORWARD • 6-9 • 205
READING, PA. • BERKS CATHOLIC
UNDECIDED



NOTABLE/CAREER HIGHLIGHTS

■ Diagnosed with a stress fracture in right foot on Feb. 19 and will likely miss remainder of the season.

- --
- --
- --
- --

2012-13 SEASON HIGHLIGHTS

■ Scored his first career points with a three-point play in a loss at La Salle on Dec. 5.

■ Posted eight points on 4-of-5 shooting, including six straight points during one stretch, and added three rebounds and block in a win vs. Delaware State.

■ Scored for the second straight game posting six points and tying a career high with three rebounds and a blocked shot in 13 minutes vs. New Hampshire.

- --
- --
- --

CAREER HIGHS

POINTS: 8
vs. Delaware St. (12/15/12)

REBOUNDS: 4
vs. Duquesne (12/29/12)

ASSISTS: -

STEALS: 1
vs. N.C. State (11/15/12)

BLOCKS: 1, 3X
Last vs. Indiana (1/23/13)

MINUTES: 14
@ Iowa (1/31/13)

FIELD GOALS: 4
vs. Delaware St. (12/15/12)

FG ATTEMPTS: 5
vs. Delaware St. (12/15/12)

FG PERCENTAGE: .800 (4-5)
vs. Delaware St. (12/15/12)

3-POINTERS: 1
vs. Indiana (1/7/13)

3PT ATTEMPTS: 2
vs. Indiana (1/7/13)

3PT PERCENTAGE: -

FREE THROWS: 2, 2X
vs. Indiana (1/7/13)

FT ATTEMPTS: 2, 4X
vs. Indiana (1/7/13)

FT PERCENTAGE: -

PERSONAL FILE

BIRTHDAY: Nov. 18, 1993

FAMILY: Donna (mother), Curt (father), Connor (brother), Casey (brother), Delaney (sister)

Both his father and mother played collegiate basketball; Donna at Division I Manhattan College and Curt at Muhlenberg College.

2012-13 GAME-BY-GAME

OPPONENT	DATE	GS	TOTAL		3-POINT		FREE THROWS		REBOUNDS		PF	A	TO	BLK	STL	PTS
			FG-FGA	PCT	FG-FGA	PCT	FT-FTA	PCT	O-D	TOTAL						
ST. FRANCIS	11/9		DNP													
vs. N.C. State	11/15	6	0-0	.000	0-0	.000	0-0	.000	0-1	1	1	0	0	0	1	0
vs. Providence	11/16		DNP													
vs. Akron	11/18	2	0-1	.000	0-0	.000	0-0	.000	0-0	0	0	0	0	0	0	0
BC	11/28	2	0-0	.000	0-0	.000	0-0	.000	0-0	0	1	0	0	0	0	0
PENN	12/1	1	0-0	.000	0-0	.000	0-0	.000	0-0	0	0	0	0	0	0	0
@La Salle	12/5	5	1-1	1.000	0-0	.000	1-1	1.000	0-0	0	0	0	0	0	0	3
ARMY	12/8	6	0-1	.000	0-0	.000	0-0	.000	0-0	0	1	0	1	0	0	0
DELAWARE ST	12/15	12	4-5	.800	0-0	.000	0-2	.000	1-2	3	3	0	0	1	0	8
UNH	12/23	13	2-2	1.000	0-0	.000	2-2	1.000	0-3	3	2	0	0	1	0	6
DUQUESNE	12/29	9	1-2	.500	0-0	.000	1-2	.500	2-2	4	0	0	1	0	0	3
@ Wisconsin	1/3	8	0-1	.000	0-0	.000	0-0	.000	0-2	2	2	0	0	0	0	0
INDIANA	1/7	8	1-2	.500	1-2	.500	2-2	1.000	1-1	2	2	0	1	0	0	5
NORTHWESTERN	1/10	5	0-1	.000	0-0	.000	0-0	.000	1-0	1	0	0	0	0	0	0
@ Purdue	1/13		DNP													
MICHIGAN ST	1/16		DNP													
NEBRASKA	1/19	3	0-0	.000	0-0	.000	0-0	.000	0-0	0	1	0	1	0	0	0
@ Indiana	1/23	11	0-3	.000	0-0	.000	0-0	.000	0-0	0	3	0	1	1	0	0
OHIO STATE	1/26	5	1-2	.500	0-0	.000	0-0	.000	0-1	1	0	0	0	0	0	2
@ Iowa	1/31	14	1-1	1.000	0-0	.000	0-0	.000	0-0	0	1	0	2	0	0	2
PURDUE	2/5	2	0-1	.000	0-0	.000	0-0	.000	0-0	0	0	0	0	0	0	0
@ Nebraska	2/9		DNP													
IOWA	2/14		DNP													
@ Michigan	2/17		DNP													
@ Illinois	2/21		DNP													
MICHIGAN	2/27		DNP													
@ Minnesota	3/2		DNP													
@ Northwestern	3/7		DNP													

CAREER STATISTICS

Season	gp-gs	min/avg	Total		3-Point		F-Throws		Rebounds				Scoring							
			fg-fga	pct	fg-fga	pct	ft-fta	pct	off	def	tot	avg	pf	fo	ast	to	blk	stl	pts	avg
2012-13	17-0	112/6.6	11-23	.478	1-2	.500	6-9	.667	5	12	17	1.0	17	0	0	7	3	2	29	1.7
TOTAL	17-0	112/6.6	11-23	.478	1-2	.500	6-9	.667	5	12	17	1.0	17	0	0	7	3	2	29	1.7



#10 • BRANDON TAYLOR

Fr. • FORWARD • 6-7 • 235
 TABERNACLE, N.J. • TRENTON CATHOLIC
 UNDECIDED



NOTABLE/CAREER HIGHLIGHTS

- Made his first career start vs. Bucknell (11/23) and scored 16 points.
- Led Penn State in scoring for the first time on his career with 11 points in a loss at Purdue.
- --
- --

- --
- --
- --
- --

2012-13 SEASON HIGHLIGHTS

- Scored his first career points logging two in 11 minutes of action vs. No. 6 N.C. State in Puerto Rico.
- Posted a career high 10 points on 2-of-4 from three and added three rebounds and a block in 22 minutes of a loss to Akron in Puerto Rico.
- Scored 16 points in just 20 minutes of action going 4-of-8 from three in his first career start vs. Bucknell (11/23)
- Scored all 11 of his points in the first half, hitting 3-of-4 from three in the half to help the Lions to a 31-22 halftime lead vs. Penn. Added a career high seven rebounds.
- Scored 14 points on 2-of-4 from three in a victory over Army
- Led Penn State with 11 points, all in the first half, in a loss at Purdue, including a half court three-pointer as the first half clock expired.

CAREER HIGHS

POINTS:	16
	vs. Bucknell (11/23/12)
REBOUNDS:	7
	vs. Penn (12/1/12)
ASSISTS:	1, 5X
	vs. Indiana (1/7/13)
STEALS:	1, 4X
	vs. Michigan State (1/16/13)
BLOCKS:	2
	vs. Delaware State (1/16/13)
MINUTES:	31
	vs. Penn (12/1/12)
FIELD GOALS:	6
	vs. Bucknell (11/23/12)
FG ATTEMPTS:	14
	@ Purdue (1/16/13)
FG PERCENTAGE:	.666 (4-6)
	vs. Akron (11/18/12)
3-POINTERS:	4
	vs. Bucknell (11/23/12)
3PT ATTEMPTS:	8
	vs. Bucknell (11/23/12)
3PT PERCENTAGE:	.500 (4-8)
	vs. Bucknell (11/23/12)
FREE THROWS:	2, 4x
	vs. Duquesne (12/29/12)
FT ATTEMPTS:	2, 6X
	last vs. Indiana (1/7/13)
FT PERCENTAGE:	-

PERSONAL FILE

BIRTHDAY: Aug. 1, 1994
FAMILY: Audrey (mother), Byron (father), Jayson (brother).
 His cousin, Tiffany Stansbury, was a two-time All-ACC selection at N.C. State. His uncle, Terence Stansbury, played at Temple and three seasons in the NBA.

2012-13 GAME-BY-GAME

OPPONENT	DATE	GS	MIN	TOTAL		3-POINT		FREE THROWS		REBOUNDS		PF	A	TO	BLK	STL	PTS
				FG-FGA	PCT	FG-FGA	PCT	FT-FTA	PCT	O-D	TOTAL						
ST. FRANCIS	11/9		5	0-2	.000	0-1	.000	0-0	.000	1-1	2	1	0	0	0	0	0
vs. N.C. State	11/15		11	1-3	.333	0-2	.000	0-0	.000	1-1	2	4	0	0	0	0	2
vs. Providence	11/16		18	2-3	.666	0-0	.000	0-0	.000	1-1	2	2	0	1	1	0	4
vs. Akron	11/18		22	4-6	.666	2-4	.500	0-0	.000	1-2	3	3	1	1	1	0	10
BUCKNELL	11/23	*	20	6-11	.545	4-8	.500	0-0	.000	0-3	3	4	0	1	0	0	16
BC	11/28	*	23	1-2	.500	0-1	.000	1-2	.500	0-2	2	5	0	1	0	1	3
PENN	12/1	*	31	3-7	.429	3-6	.500	2-2	1.000	1-6	7	3	0	2	0	0	11
@ La Salle	12/5	*	15	1-4	.250	1-4	.250	0-0	.000	1-4	5	2	1	2	0	0	3
ARMY	12/8	*	26	5-10	.500	2-4	.500	2-2	1.000	1-3	4	3	0	1	1	0	14
DELAWARE ST	12/15	*	33	2-7	.286	1-4	.250	2-2	1.000	0-4	4	1	1	2	2	1	7
UNH	12/23	*	27	4-9	.444	2-5	.400	0-1	.000	1-4	5	2	1	2	1	0	10
DUQUESNE	12/29	*	28	2-7	.286	2-6	.333	2-2	1.000	1-3	4	4	0	0	0	1	8
@ Wisconsin	1/3	*	28	3-6	.500	2-3	.667	0-1	.000	0-2	2	3	0	2	0	0	8
INDIANA	1/7	*	13	1-4	.250	1-3	.333	1-2	.500	1-1	2	5	1	1	0	0	4
NWESTERN	1/10	*	20	1-6	.167	0-2	.000	0-0	.000	1-4	5	4	0	3	0	0	2
@ Purdue	1/13	*	30	4-14	.286	3-7	.429	0-0	.000	4-2	6	2	0	2	1	0	11
MICHIGAN ST	1/16	*	28	0-6	.000	0-5	.000	0-0	.000	0-5	5	4	0	1	1	1	0
NEBRASKA	1/19	*	27	4-7	.571	1-3	.333	0-0	.000	2-4	6	2	0	2	0	0	9
@ Indiana	1/23	*	23	0-6	.000	0-3	.000	0-0	.000	1-2	3	5	0	1	1	0	0
1/26	1/26		20	1-8	.125	1-8	.125	0-0	.000	0-3	3	2	0	0	0	1	3
@ Iowa	1/31	*	19	3-7	.429	2-6	.333	0-0	.000	0-2	2	5	0	2	0	1	8
PURDUE	2/5	*	28	2-8	.250	1-6	.167	0-0	.000	2-3	5	1	0	0	0	0	5
@ Nebraska	2/9	*	13	0-3	.000	0-1	.000	0-0	.000	0-0	0	4	0	2	0	1	0
IOWA	2/14		22	2-5	.400	1-3	.333	0-0	.000	1-3	4	2	2	0	0	1	5
@ Michigan	2/17		15	2-5	.400	2-5	.400	0-0	.000	1-1	2	1	0	0	0	0	6
@ Illinois	2/21		16	0-2	.000	0-2	.000	0-0	.000	1-2	3	4	0	1	0	1	0
MICHIGAN	2/27		12	3-5	.600	1-3	.333	0-0	.000	1-1	2	3	0	0	0	0	7
@ Minnesota	3/2		21	2-6	.333	0-4	.000	0-0	.000	0-3	3	2	1	1	3	0	4
@ Northwestern	3/7		11	0-2	.000	0-2	.000	0-0	.000	1-2	3	0	0	0	1	0	0

CAREER STATISTICS

Season	gp-gs	min/avg	Total		3-Point		F-Throws		Rebounds				Scoring							
			fg-fga	pct	fg-fga	pct	ft-fta	pct	off	def	tot	avg	pf	fo	ast	to	blk	stl	pts	avg
2012-13	29-18	605/20.9	59-171	.345	32-111	.288	10-14	.714	25	74	99	3.4	83	4	8	31	13	9	160	5.5
TOTAL	29-18	605/20.9	59-171	.345	32-111	.288	10-14	.714	25	74	99	3.4	83	4	8	31	13	9	160	5.5

#14 • KEVIN MONTMINY

So. • GUARD • 6-3 • 185
 PENNS VALLEY AREA HS/CENTRE HALL, PA.
 FINANCE



NOTABLE/CAREER HIGHLIGHTS

- Walk-on who grew up 20 minutes from the Penn State campus.
- Posted a 4.0 GPA in the 2012 fall semester to earn Dean's List honors.
- A member of Penn State's Schreyer Honors College.

2012-13 SEASON HIGHLIGHTS

- Played eight minutes in a win vs. New Hampshire and hit a late three to push the Lions over 70 points.
- Played a career high 12 minutes in a loss to Northwestern scoring three points and adding two rebounds.
- Made his one minute of action vs. Nebraska count by nailing an off-balance 35-foot three just before the halftime buzzer.
- Hit a three at Iowa.
- Scored a career high five points in just four minutes of action vs. Iowa (2/14), going 2-of-2 from the floor including hitting a three with 7:38 to play that cut the lead to four.

CAREER HIGHS

POINTS:	5
	vs. Iowa (2/14/13)
REBOUNDS:	2, 2X
	last vs. Northwestern (1/10/13)
ASSISTS:	0
	-
STEALS:	1, 2x
	last @ Northwestern (3/7/13)
BLOCKS:	1
	@ Purdue (1/13/13)
MINUTES:	12
	vs. Northwestern (1/10/13)
FIELD GOALS:	2
	vs. Iowa (2/14/13)
FG ATTEMPTS:	3
	vs. Northwestern (1/10/13)
FG PERCENTAGE:	-
	-
3-POINTERS:	1, 4X
	last vs Iowa (2/14/13)
3PT ATTEMPTS:	2, 2X
	last @ Iowa (1/31/13)
3PT PERCENTAGE:	-
	-
FREE THROWS:	1, 2X
	last vs. Northwestern (1/10/13)
FT ATTEMPTS:	3
	vs. Duquesne
FT PERCENTAGE:	-
	-

PERSONAL FILE

BIRTHDAY: May 21, 1993
FAMILY: Mary (mother), Peter (father);
 sisters: Jenny, Sarah & Hannah

2012-13 GAME-BY-GAME

OPPONENT	DATE	GS	MIN	TOTAL		3-POINT		FREE THROWS		REBOUNDS		PF	A	TO	BLK	STL	PTS
				FG-FGA	PCT	FG-FGA	PCT	FT-FTA	PCT	O-D	TOTAL						
ST. FRANCIS	11/9	0	0-0	.000	0-0	.000	0-0	.000	0-0	0	0	0	0	0	0	0	0
vs. N.C. State	11/15	DNP															
vs. Providence	11/16	DNP															
vs. Akron	11/18	1	0-1	.000	0-1	.000	0-0	.000	1-0	1	0	0	0	0	0	0	0
BUCKNELL	11/23	DNP															
BC	11/28	0	0-0	.000	0-0	.000	0-0	.000	0-0	0	0	0	0	0	0	0	0
PENN	12/1	DNP															
@La Salle	12/5	DNP															
ARMY	12/8	0	0-0	.000	0-0	.000	0-0	.000	0-0	0	0	0	0	0	0	0	0
DELAWARE ST.	12/15	0	0-0	.000	0-0	.000	0-0	.000	0-0	0	0	0	0	0	0	0	0
UNH	12/23	8	1-3	.333	1-2	.500	0-0	.000	0-2	2	0	0	0	0	0	0	3
DUQUESNE	12/29	4	0-1	.000	0-1	.000	1-3	.333	0-0	0	1	0	0	0	0	0	1
@ Wisconsin	1/3	DNP															
INDIANA	1/7	1	0-0	.000	0-0	.000	0-0	.000	0-0	0	0	0	0	0	0	0	0
NWESTERN	1/10	12	1-1	1.000	0-0	.000	1-1	1.000	2-0	2	1	0	0	0	0	0	3
@ Purdue	1/13	5	0-0	.000	0-0	.000	0-0	.000	0-0	0	1	0	0	1	1	0	0
MICHIGAN ST	1/16	5	1-1	1.000	0-0	.000	0-0	.000	0-0	0	2	0	0	0	0	0	2
NEBRASKA	1/19	1	1-1	1.000	1-1	1.000	0-0	.000	0-0	0	0	0	0	0	0	0	3
@ Indiana	1/23	1	0-0	.000	0-0	.000	0-0	.000	0-0	0	0	0	0	0	0	0	0
OHIO STATE	1/26	1	0-1	.000	0-1	.000	0-0	.000	0-0	0	0	0	0	0	0	0	0
@ Iowa	1/31	3	1-2	.500	1-2	.500	0-0	.000	0-0	0	1	0	0	0	0	0	3
PURDUE	2/5	DNP															
@ Nebraska	2/9	2	0-0	.000	0-0	.000	0-0	.000	0-0	0	0	0	0	0	0	0	0
IOWA	2/14	4	2-2	1.000	1-1	1.000	0-0	.000	0-0	0	1	0	1	0	0	0	5
@ Michigan	2/17	6	0-1	.000	0-1	.000	0-0	.000	0-1	1	2	0	0	0	0	0	0
@ Illinois	2/21	3	0-0	.000	0-0	.000	0-0	.000	0-1	1	5	0	1	0	0	0	0
MICHIGAN	2/27	DNP															
@ Minnesota	3/2	3	0-0	.000	0-0	.000	0-1	.000	1-0	1	0	0	0	0	0	0	0
@ Northwestern	3/7	5	0-1	.000	0-1	.000	0-0	.000	0-0	0	0	0	0	0	1	0	0

CAREER STATISTICS

Season	gp-gs	min/avg	Total		3-Point		F-Throws		Rebounds				Scoring							
			fg-fga	pct	fg-fga	pct	ft-fta	pct	off	def	tot	avg	pf	fo	ast	to	blk	stl	pts	avg
2011-12	9-0	10/1.1	1-2	.500	0-1	.000	0-0	.000	1	0	1	0.1	0	0	0	0	0	0	2	0.2
2012-13	21-0	65/3.1	7-15	.467	4-11	.364	2-5	.400	4	4	8	0.4	14	1	0	2	1	2	20	1.0
TOTAL	30-0	75/2.5	8-17	.471	4-12	.333	2-5	.400	5	4	9	0.3	14	1	0	2	1	2	22	0.7



Sr. • GUARD • 6-3 • 195
NEW CASTLE, PA. • NEW CASTLE HS/PENN STATE - BEHREND
KINESIOLOGY

#20 • NICK COLELLA



NOTABLE/CAREER HIGHLIGHTS

- Placed on scholarship for his final season.
Started six-straight games in Big Ten play in 2011-12
Played two seasons playing at Penn State-Behrend (Erie, Pa.) campus before transferring to the main campus. Behrend is an NCAA Division III school
Averaged 9.8 ppg and 4.4 rpg playing in 16 games as a sophomore at Penn State - Behrend.
Career-high at Behrend was 15 points against Allegheny Col-

- lege
Made Penn State team through the walk-on tryout process in October 2010. Redshirted first season at main campus.
Spent approximately a month of his first semester at Penn State main campus as a practice player with the Penn State Lady Lion team.

2012-13 SEASON HIGHLIGHTS

- Hit 3-of-5 from three for a season high nine points in a victory over Army. The three treys and his 3-of-5 performance tied a career high.
Hit a pair of threes and logged six points while playing 35 minutes in a victory over Delaware State.
Made his seventh career start and posted career highs with three assists and three steals to go with six points in a victory over New Hampshire.
Scored a career high 15 points on a career-best 5-of-7 from three and tied a career high with four rebounds in helping lead Penn State over Duquesne.
Logged a career high four assists and tied a career high with six rebounds while scoring nine points, his most in a Big Ten

- game since February of 2012, in a 79-71 loss at No. 4 Michigan (2/17).
Scored nine points on 2-of-4 from three in an 84-78 victory over No. 4 Michigan.

CAREER HIGHS

POINTS: 15
vs. Duquesne (12/29/12)
REBOUNDS: 6, 2X
last @ Michigan (2/17/13)
ASSISTS: 4, 2x
Last @ Northwestern (3/7/13)
STEALS: 4
@ Northwestern (3/7/13)
BLOCKS: 1
vs. Radford (11/14/11)
MINUTES: 37, 2X
last vs. Michigan (2/27/13)
FIELD GOALS: 5
vs. Duquesne (12/29/12)
FG ATTEMPTS: 12
vs. Nebraska (2/11/12)
FG PERCENTAGE: .714 (5-7)
vs. Duquesne (12/29/12)
3-POINTERS: 5
vs. Duquesne (12/29/12)
3PT ATTEMPTS: 11
vs. Nebraska (2/11/12)
3PT PERCENTAGE: .714 (5-7)
vs. Duquesne (12/29/12)
FREE THROWS: 4, 2X
last vs. Michigan (2/27/13)
FT ATTEMPTS: 5
vs. Michigan (2/27/13)
FT PERCENTAGE: 1.000 (4-4)
vs. Iowa (2/16/12)

2012-13 GAME-BY-GAME

Table with columns: OPPONENT, DATE, GS, MIN, FG-FGA, PCT, 3-PT, FT-FTA, PCT, O-D, TOTAL, PF, A, TO, BLK, STL, PTS. Rows include games against ST FRANCIS, N.C. State, Providence, Akron, BUCKNELL, BC, PENN, @ La Salle, ARMY, DELAWARE ST, UNH, DUQUESNE, @ Wisconsin, INDIANA, NORTHWESTERN, @ Purdue, MICHIGAN ST, NEBRASKA, @ Indiana, OHIO STATE, @ Iowa, PURDUE, @ Nebraska, IOWA, @ Michigan, @ Illinois, MICHIGAN, @ Minnesota, @ Northwestern.

PERSONAL FILE

BIRTHDAY: Nov. 10, 1989
FAMILY: Linda (mother), David (father);
Brothers: David Jr. & Michael

CAREER STATISTICS

Summary table of career statistics with columns for Season, GP, GS, MIN, FG, PCT, 3PT, FT, PCT, REB, STL, TO, PF, PTS, and AVG.

#21 • SASA BOROVNJAK

Sr. • FORWARD • 6-9 • 240
BELGRADE, SERBIA • VERITAS CHRISTIAN (N.C.)
MARKETING



CAREER HIGHS

POINTS: 17, 2X
last @ Illinois (2/21/13)

Rebounds: 10
@ Northwestern (3/7/13)

Assists: 3
@ Michigan (1/17/13)

Blocks: 2, 2X
last vs. Duquesne (12/29/12)

Minutes: 37
vs. Delaware St. (12/15/12)

Steals: 4
@ Purdue (1/13/13)

Field Goals: 7, 4X
last @ Illinois (2/21/13)

Field goal Attempts: 10
last @ Illinois (2/21/13)

Field goal Percentage: 1.000 (7-7)
vs. Ole Miss (12/4/11)

3-Pointers Made: 0

3-Point Attempts: 1
vs. Akron (11/18/12)

3-Point Percentage: N/A

Free Throws Made: 8
vs. Delaware St. (12/15/12)

Free throw Attempts: 10
vs. Delaware St. (12/15/12)

Free Throw Percentage: .800 (8-10)
vs. Delaware St. (12/15/12)

PERSONAL FILE

BIRTHDAY: July 30, 1989

FAMILY: Jasmenka (mother); Zoran (father); Brother: Dejan

NOTABLE/CAREER HIGHLIGHTS

- Career best equaling three straight double-figure scoring games in Big Ten play in February.
- Made the decision to make this his final collegiate season in December. Could have applied for a fifth year of eligibility after missing entire 2010-11 season with a knee injury.
- Led Penn State shooting 56% in 2011-12
- Played in 18 games as a true-freshman
- Suffered a torn ACL in right knee on the first day of pre-season practice of the 2010-11 season and redshirted the year.
- 3.2 grade-point average
- 23 years old

2012-13 SEASON HIGHLIGHTS

- Played his best game of the season logging a career best eight rebounds to go with eight points (all in the first half) in a loss vs. La Salle.
- Posted one of the best games of his Penn State career logging 14 points on a career-best 8-of-10 at the foul line and tying career highs with eight rebounds and two assists in a career-most 37 minutes in a victory over Delaware State.
- First career back-to-back double-digit scoring games logging 11 points and four rebounds vs. New Hampshire.
- Posted his third straight double-digit scoring game with 14 points on 7-of-9 shooting in a win vs. Duquesne.
- Posted his most career points to date in a Big Ten game with nine on 4-of-8 shooting vs. Ohio State (1/26).
- Scored 14 points, his most ever in a Big Ten game, and shot 6-of-8 from the floor vs. Iowa (2/14).
- Scored a career high 17 points on 7-of-9 shooting to tie for the team lead in scoring and added a career-best three assists in a 79-71 loss at No. 4 Michigan (2/17).
- Posted a career high 17 points for the second straight game going 7-of-10 from the floor and tying for the team high with six rebounds in a loss at Illinois. Equaled a career-best three-straight double-figure scoring games.
- Posted first career DOUBLE-DOUBLE with 15 points and a career-best 10 rebounds while shooting 5-of-8 in a win at Northwestern (3/7).

2012-13 GAME-BY-GAME

OPPONENT	DATE	TOTAL		3-POINT		FREE THROWS		REBOUNDS								
		GS	MIN	FG-FGA	PCT	FG-FGA	PCT	FT-FTA	PCT	O-D	TOTAL	PF	A	TO	BLK	STL
ST. FRANCIS	11/9	10	1-1	1.000	0-0	.000	0-0	.000	0-2	2	3	0	1	0	0	2
vs. N.C. State	11/15	11	0-0	.000	0-0	.000	0-0	.000	0-3	3	2	0	1	0	0	0
vs. Providence	11/16	28	2-2	1.000	0-0	.000	0-2	.000	2-2	4	5	0	2	0	0	4
vs. Akron	11/18	9	0-2	.000	0-1	.000	0-0	.000	0-1	1	2	0	0	0	0	0
BUCKNELL	11/23	25	3-4	.750	0-0	.000	0-3	.000	3-1	4	1	1	0	0	2	6
BC	11/28	21	0-4	.000	0-0	.000	0-0	.000	2-1	3	2	0	1	2	0	0
PENN	12/1	16	0-3	.000	0-0	.000	0-0	.000	0-0	0	1	0	1	0	0	0
@ La Salle	12/5	26	3-4	.750	0-0	.000	2-3	.667	4-4	8	3	0	1	0	0	8
ARMY	12/8	* 15	2-3	.667	0-0	.000	0-0	.000	2-1	3	4	1	0	0	0	4
DELAWARE ST	12/15	* 37	3-4	.750	0-0	.000	8-10	.800	2-6	8	3	2	0	1	0	14
UNH	12/23	* 21	4-7	.571	0-0	.000	3-4	.750	1-3	4	1	1	0	1	0	11
DUQUESNE	12/29	* 25	7-9	.778	0-0	.000	0-1	.000	3-2	5	4	0	1	2	0	14
@ Wisconsin	1/3	* 25	4-7	.571	0-0	.000	0-0	.000	0-0	0	5	0	0	0	0	8
INDIANA	1/7	* 20	2-3	.667	0-0	.000	1-1	1.000	3-0	3	3	0	1	1	0	5
NWESTERN	1/10	* 26	2-5	.400	0-0	.000	3-5	.600	3-2	5	3	0	3	0	0	7
@ Purdue	1/13	* 25	1-6	.167	0-0	.000	3-4	.750	2-1	3	1	1	1	0	4	5
MICHIGAN ST	1/6	* 23	1-5	.200	0-0	.000	2-2	1.000	0-1	1	4	0	1	0	1	4
NEBRASKA	1/19	* 25	4-6	.667	0-0	.000	0-0	.000	2-3	5	5	2	1	0	1	8
@ Indiana	1/23	* 19	1-5	.200	0-0	.000	2-2	1.000	1-1	2	5	0	1	0	1	4
OHIO STATE	1/26	* 25	4-8	.500	0-0	.000	1-2	.500	0-3	3	3	1	1	1	0	9
@ Iowa	1/31	* 21	3-5	.600	0-0	.000	1-1	1.000	2-2	4	2	0	3	0	1	7
PURDUE	2/5	* 16	3-6	.500	0-0	.000	1-2	.500	1-3	4	5	0	2	1	0	7
@ Nebraska	2/9	* 22	2-7	.286	0-0	.000	1-1	1.000	0-1	1	1	0	2	0	1	5
IOWA	2/14	* 28	6-8	.750	0-0	.000	2-2	1.000	1-2	3	4	1	1	0	1	14
@ Michigan	2/17	* 31	7-9	.778	0-0	.000	3-3	1.000	2-2	4	4	3	1	0	0	17
@ Illinois	2/21	* 31	7-10	.700	0-0	.000	3-6	.500	2-4	6	4	0	1	1	0	17
MICHIGAN	2/27	* 31	3-8	.375	0-0	.000	3-4	.750	2-3	5	3	1	2	1	0	9
@ Minnesota	3/2	* 28	3-6	.500	0-0	.000	1-2	.500	0-3	3	3	1	2	1	1	7
@ Northwestern	3/7	* 34	5-8	.625	0-0	.000	5-7	.714	3-7	10	4	0	2	0	0	15

CAREER STATISTICS

Season	gp-gs	min/avg	Total		3-Point		F-Throws		Rebounds				Scoring							
			fg-fga	pct	fg-fga	pct	ft-fta	pct	off	def	tot	avg	pf	fo	ast	to	blk	stl	pts	avg
2009-10	18-0	123/6.8	10-23	.435	0-0	.000	12-14	.857	5	15	20	1.1	15	0	4	2	0	1	32	1.8
2011-12	32-7	559/17.5	60-106	.566	0-1	.000	18-37	.486	44	56	100	3.1	56	1	4	28	5	10	138	4.3
2012-13	29-21	674/23.2	83-155	.535	0-1	.000	45-67	.672	43	64	107	3.7	90	5	15	33	13	13	211	7.3
TOTAL	79-28	1356/17.2	153-284	.539	0-2	.000	75-118	.636	92	135	227	2.9	161	6	23	63	18	24	381	4.8



#23 • TIM FRAZIER

Sr. • GUARD • 6-1 • 170
HOUSTON, TEXAS • STRAKE JESUIT
SUPPLY CHAIN & INFORMATION SYSTEMS

CAREER

DOUBLE-DOUBLES: 6	10+ ASSISTS: 3
20-POINT GAMES: 20	5+ ASSISTS: 34
30-POINT GAMES: 1	3+ STEALS: 14
DOUBLE-DIGITS: 43	40-MINUTES: 9



NOTABLE/CAREER HIGHLIGHTS

- Earned Dean's List honors after posting better than a 3.5 GPA in the 2012 fall semester.
- Wooden Award Preseason Top 50 Candidate
- 2012 Preseason All-Big Ten
- 2012 First-team All-Big Ten Selection
- 2ND the Big Ten in scoring (18.8), 1st in assists (6.2), 2nd in steals (2.4), led the Lions in scoring, rebounds, assists and steals in 2011-12.
- 14th in NCAA in assists in 2011-12.
- Set Penn State season assist mark with 198 in 2011-12.
- 17 20-point games (12 in conference play) ranked FIFTH among Big Six Conference players in 2011-12.
- ONLY PLAYER in NCAA Div. I to average at least 17 points and 6 assists per game in 2011-12.
- Led the nation accounting for 58% of his team's offense in 2011-12 (field goals and assists).
- 1,035 career points rank 24th all-time at Penn State.
- 459 career assists rank 6th all-time in Penn State history.
- 143 career steals rank 8th all-time at Penn State.
- Had played in every game the last three seasons prior to his injury on Nov. 18 vs. Akron
- 3.2 grade-point average in Supply Chain Management.

RECENT GAME HIGHLIGHTS

- Posted career highs with 17 free throws on 18 free throw attempts (.944) for a team-high 23 points and added six assists in season-opening win over St. Francis (11/9).
- Led Penn State with 23 points going 10-of-11 at the foul line and added five rebounds and three steals in a loss to No. 6 N.C. State in Puerto Rico
- Played all 45 minutes of an overtime win over Providence in the Puerto Rico Tip-Off leading Penn State with 19 points, nine rebounds, seven assists and four steals.
- Suffered a season-ending injury to his left achilles tendon at the 14:30 mark of the first of the Lions' third game of the Puerto Rico Tip-Off vs. Akron on Nov. 18 and did not return, breaking a string of 25-straight double-digit scoring games. Had led Penn State in scoring in 28 of the previous 35 games

CAREER HIGHS

POINTS:	30
	vs. Nebraska (1/12/12)
REBOUNDS:	11, 2X
	last vs. Cornell (12/21)
ASSISTS:	11
	vs. YSU (11/23/11)
STEALS:	6
	vs. Nebraska (1/12/12)
BLOCKS:	1, 13X
	last vs. Indiana (B1G) (3/8/12)
MINUTES:	45
	vs. Providence (11/16/12)
FIELD GOALS:	10, three times
	last @ Purdue (2/29/12)
FG ATTEMPTS:	24
	vs. Indiana (B1G) (3/8/12)
FG PERCENTAGE:	.778 (7-9)
	vs. Nebraska (2/11/12)
	.833 (5-6)
	vs. Temple (NCAA) (3/17/11)
3-POINTERS:	4, 2X
	last vs. Indiana (B1G) (3/8/12)
3PT ATTEMPTS:	6, 2X
	last vs. Indiana (B1G) (3/8/12)
3PT PERCENTAGE:	80.0 (4-5)
	vs. Robert Morris (11/16/09)
FREE THROWS:	17
	vs. St. Francis (11/9/12)
FT ATTEMPTS:	18
	vs. St. Francis (11/9/12)
FT PERCENTAGE:	1.000 (8-8)
	vs. Nebraska (2/11/12)
	.944 (17-18)
	vs. St. Francis (11/9/12)

PERSONAL FILE

BIRTHDAY: Nov. 1, 1990
FAMILY: Janice (mother), Billy (father), William (brother), Krystal (sister)

2012-13 GAME-BY-GAME

OPPONENT	DATE	GS	MIN	TOTAL		3-POINT		FREE THROWS		REBOUNDS		PF	A	TO	BLK	STL	PTS
				FG-FGA	PCT	FG-FGA	PCT	FT-FTA	PCT	O-D	TOTAL						
ST. FRANCIS	11/9	*	39	3-9	.333	0-3	.000	17-18	.944	0-4	4	3	6	3	1	2	23
vs. N.C. State	11/15	*	40	6-20	.300	1-5	.200	10-11	.909	3-2	5	1	2	4	0	3	23
vs. Providence	11/16	*	45	6-13	.461	1-3	.333	6-10	.600	6-3	9	3	7	4	0	4	19
vs. Akron	11/18	*	6	0-0	.000	0-0	.000	0-0	.000	0-0	0	1	0	1	0	0	6

CAREER STATISTICS

Season	gp-gs	min/avg	Total		3-Point		F-Throws		Rebounds				Scoring							
			fg-fga	pct	fg-fga	pct	fg-fga	ft-fga	pct	off	def	tot	avg	pf	fo	ast	to	blk	stl	pts
2009-10	31-10	570/18.4	51-132	.386	9-24	.375	43-64	.672	11	61	72	2.3	64	0	73	52	2	23	154	5.0
2010-11	34-33	1048/30.8	71-165	.430	11-32	.344	61-81	.753	21	111	132	3.9	89	1	173	82	4	35	214	6.3
2011-12	32-32	1188/37.1	208-497	.419	27-86	.314	159-201	.791	44	106	150	4.7	94	1	198	117	7	76	602	18.8
2012-13	4-4	130/32.5	15-42	.357	2-11	.182	33-39	.846	9	9	18	4.5	8	0	15	12	1	9	65	16.3
TOTAL	101-79	2936/29.1	345-836	.413	49-153	.320	296-385	.769	85	287	372	3.7	255	2	459	263	14	143	1035	10.2



#25 • JON GRAHAM

R-SO. • FORWARD • 6-8 • 225
BALTIMORE, MD. • CALVERT HALL
RECREATION, PARKS & TOURISM MANAGEMENT



NOTABLE/CAREER HIGHLIGHTS

- The son of Maryland (1978-81) great and former Philadelphia 76er (1981 3rd round draft pick) Ernest Graham, who ranks among the top 15 all-time in scoring (1,6017) and assists (346) in Terrapin history and still holds Maryland's single game scoring mark with 44 vs. N.C. State in 1978.
- Calvert Hall's second all-time leading scorer with 1,670 points
- Added 30 pounds of muscle during his redshirt season and

subsequently shed 15 pounds prior to the 2012-13 season go from 240 to 225 playing weight.

■ --
■ --
■ --
■ --
■ --

2012-13 SEASON HIGHLIGHTS

- Tied a career high with 10 rebounds in a loss to No. 6 N.C. State in the Puerto Rico Tip-Off.
- His defense helped hold Bucknell leading scorer Mike Muscala (17.7) to 10 points on 2-of-4 shooting in a victory over the Bison.
- Tied a career high with three blocks vs. Penn while helping to hold Quaker leading scorer Fran Dougherty (18.6) to seven points on 3-of-8 shooting in a 58-47 win.
- Grabbed six boards and blocked two shots in 13 minutes vs. Ohio State (1/26), marking his most rebounds since the second game of the season.

CAREER HIGHS

POINTS:	10, 2X
	last vs. Northwestern (2/25/12)
REBOUNDS:	10, 2X
	vs. N.C. State (11/15/12)
ASSISTS:	1, 8X
	Last vs. Michigan (2/27/13)
STEALS:	2, 2X
	Last, vs. Wisconsin (1/31/12)
BLOCKS:	3, 2X
	vs. Penn (12/1/12)
MINUTES:	35
	@ Wisconsin (2/19/12)
FIELD GOALS:	5
	vs. Northwestern (2/25/12)
FG ATTEMPTS:	9
	@ Wisconsin (2/19/12)
FG PERCENTAGE:	.833 (5-6)
	vs. Northwestern (2/25/12)
3-POINTERS:	-
	-
3PT ATTEMPTS:	-
	-
3PT PERCENTAGE:	-
	-
FREE THROWS:	4
	vs. Iowa (2/16/12)
FT ATTEMPTS:	4, 2X
	last vs. Iowa (2/16/12)
FT PERCENTAGE:	1.000 (4-4)
	vs. Iowa (2/16/12)

PERSONAL FILE

BIRTHDAY:	Oct. 15, 1991
FAMILY:	Karen (mother), Ernest (father); Brother: Ernest, Jr.

2012-13 GAME-BY-GAME

OPPONENT	DATE	GS	MIN	TOTAL		3-POINT		FREE THROWS			REBOUNDS					PTS	
				FG-FGA	PCT	FG-FGA	PCT	FT-FTA	PCT	O-D	TOTAL	PF	A	TO	BLK		STL
ST. FRANCIS	11/9	*	22	1-3	.333	0-0	.000	0-0	.000	1-2	3	4	0	2	2	0	2
vs. N.C. State	11/15	*	22	1-5	.200	0-0	.000	2-2	1.000	6-4	10	3	1	0	0	0	4
vs. Providence	11/16	*	13	0-0	.000	0-0	.000	0-0	.000	2-1	3	3	0	1	2	1	0
vs. Akron	11/18	*	20	2-3	.666	0-0	.000	1-1	1.000	1-1	2	1	0	1	0	0	5
BUCKNELL	11/23	*	24	0-3	.000	0-0	.000	0-0	.000	2-3	5	3	0	0	2	1	0
BC	11/28	*	23	1-6	.167	0-0	.000	1-2	.500	3-0	3	4	0	1	2	0	3
PENN	12/1	*	22	2-4	.500	0-0	.000	0-2	.000	1-3	4	2	0	0	3	0	4
@ La Salle	12/5	*	11	0-1	.000	0-0	.000	0-0	.000	0-2	2	3	1	0	0	0	0
ARMY	12/8		13	1-2	.500	0-0	.000	0-0	.000	0-3	3	4	0	0	0	0	2
DELAWARE ST	12/15		8	0-0	.000	0-0	.000	0-0	.000	0-2	2	0	0	1	0	0	0
UNH	12/23		17	2-2	1.000	0-0	.000	3-4	.750	2-1	3	2	0	1	0	0	7
DUQUESNE	12/29		15	1-4	.250	0-0	.000	2-2	1.000	2-3	5	2	1	1	1	0	4
@ Wisconsin	1/3		15	1-4	.250	0-0	.000	0-0	.000	1-1	2	2	0	1	0	0	2
INDIANA	1/7		18	0-4	.000	0-0	.000	2-2	1.000	2-1	3	5	0	1	2	1	2
NWERNSTERN	1/10		10	1-2	.500	0-0	.000	0-0	.000	0-2	2	1	0	0	1	0	2
@ Purdue	1/13		3	0-0	.000	0-0	.000	0-0	.000	0-0	0	1	0	0	1	0	0
MICHIGAN ST	1/16		9	1-2	.500	0-0	.000	0-0	.000	3-0	3	3	0	0	0	0	2
NEBRASKA	1/19		7	0-1	.000	0-0	.000	1-2	.500	0-1	1	1	0	0	0	0	1
@ Indiana	1/23		18	2-3	.667	0-0	.000	1-2	.500	0-1	1	3	1	0	2	0	5
OHIO STATE	1/26		13	0-1	.000	0-0	.000	0-0	.000	1-5	6	1	0	0	2	0	0
@ Iowa	1/31		17	2-2	1.000	0-0	.000	2-2	1.000	2-2	4	3	0	0	2	0	6
PURDUE	2/5		19	1-4	.250	0-0	.000	0-0	.000	3-3	6	5	0	0	0	0	2
@ Nebraska	2/9		15	1-2	.500	0-0	.000	0-0	.000	0-2	2	3	0	0	1	0	2
IOWA	2/14		12	0-3	.000	0-0	.000	0-0	.000	0-1	1	0	0	1	0	0	0
@ Michigan	2/17		9	0-1	.000	0-0	.000	0-0	.000	0-0	0	1	1	0	0	0	0
@ Illinois	2/21		9	0-0	.000	0-0	.000	0-1	.000	1-3	4	1	0	0	0	0	0
MICHIGAN	2/27		9	1-1	1.000	0-0	.000	0-0	.000	0-0	0	2	1	1	1	0	2
@ Minnesota	3/2		9	0-0	.000	0-0	.000	0-0	.000	0-1	1	2	0	1	0	0	0
@ Northwestern	3/7		2	0-0	.000	0-0	.000	0-0	.000	1-0	1	2	0	2	0	0	0

CAREER STATISTICS

Season	gp-gs	min/avg	Total		3-Point		F-Throws		Rebounds				Scoring							
			fg-fga	pct	fg-fga	pct	ft-fta	pct	off	def	tot	avg	pf	fo	ast	to	blk	stl	pts	avg
2011-12	26-17	460/17.7	44-97	.454	0-0	.000	13-33	.394	44	51	95	3.7	63	1	6	29	19	10	101	3.9
2012-13	29-8	404/13.9	21-63	.333	0-0	.000	15-22	.682	34	48	82	2.8	67	2	6	15	24	3	57	2.0
TOTAL	55-25	864/15.7	65-160	.406	0-0	.000	28-55	.509	78	99	177	3.2	130	3	12	44	43	13	158	2.9



#43 • ROSS TRAVIS

So. • FORWARD • 6-6 • 225
CHASKA, MINN. • CHASKA HS



NOTABLE/CAREER HIGHLIGHTS

- Team's leading rebounder, SEVEN double-digit rebounding games on the year; FOUR double-doubles.
- Earned team's "Scrappiest Player" Award as a freshmen and nicknamed "junkyard dog" by coach Patrick Chambers.
- Career-high 15 point totals both vs. Michigan, this year vs. No. 4 ranked Wolverines and in the final game of the 2011-12 regular season
- Averaged 8.3 ppg and 5.7 rpg over final three regular season games of 2011-12 while shooting 70%.
- Started 16 games as a true-freshman.
- Added 25 pounds of muscle since arriving on campus.
- Tabbed as the top prospect in Minnesota for the class of 2011

2012-13 SEASON HIGHLIGHTS

- Equaled a career high with nine rebounds and added 10 points in a season-opening win over St. Francis (11/9/12).
- Posted a career-best 10 rebounds to go with 11 points on a career-best 9-of-11 at the foul line for his FIRST CAREER DOUBLE-DOUBLE in a loss to Akron in the Puerto Rico Tip-Off.
- Led Penn State with eight rebounds and added nine points in a win over Bucknell.
- Grabbed a CAREER HIGH 13 rebounds in 38 minutes of action in a loss to Boston College.
- Led Penn State in rebounding for the fifth straight game and posted his most efficient offensive game of the year with career highs of six field goals on 11 attempts (.545) for 12 points.
- Recorded his second career double-double with 14 points and 10 rebounds in a win vs. Army. Hit his first three shots to score seven of the Lions first nine points.
- Pulled down 11 rebounds at Wisconsin.
- Led Penn State in scoring for the first time in his career logging 14 points on a career-most 17 field goal attempts and a career best equaling two threes in a loss to Indiana (1/7).
- Scored eight points on 4-of-8 shooting and added a team high eight rebounds vs. Purdue (2/5).
- Equaled a career high with 13 rebounds in a loss at Nebraska (2/9).
- Posted his third DOUBLE-DOUBLE of the season, and first career in Big Ten play, with 11 points and 10 rebounds in a loss at No. 4 Michigan (2/17).
- Recorded the best all-around game of his career tying a career high with 15 points and setting career highs in steals (4) and assists (4) while pulling down 12 rebounds for his fourth DOUBLE-DOUBLE of the season in an 84-78 victory over No. 4 Michigan (2/27).
- Nearly posted a double-double without making a basket logging eight points, nine boards, two steals and two assists in a win at Northwestern.

CAREER HIGHS

POINTS:	15, 2X
	last vs. Michigan (2/27/13)
REBOUNDS:	13, 2X
	last @ Nebraska (2/9/13)
ASSISTS:	4
	vs. Michigan (2/27/13)
STEALS:	4
	vs. Michigan (2/27/13)
BLOCKS:	3
	vs. Indiana (BTT) (3/8/12)
MINUTES:	40
	@ La Salle (12/5/12)
FIELD GOALS:	6, 2X
	vs. Indiana (1/7/13)
FG ATTEMPTS:	17
	vs. Indiana (1/7/13)
FG PERCENTAGE:	1.000 (5-5), 2X
	last vs. Michigan (3/4/12)
3-POINTERS:	2, 2X
	vs. Indiana (1/7/13)
3PT ATTEMPTS:	5, 3X
	vs. Indiana (1/7/13)
3PT PERCENTAGE:	1.000 (1-1)
	vs. Lafayette (12/7/11)
FREE THROWS:	9
	vs. Akron (11/18/12)
FT ATTEMPTS:	12
	@ Northwestern (3/7/13)
FT PERCENTAGE:	.818 (9-11)
	vs. Akron (11/18/12)

PERSONAL FILE

BIRTHDAY:	Jan. 9, 1993
FAMILY:	Debbie (mother), John (father); Sister: Brittany

2012-13 GAME-BY-GAME

OPPONENT	DATE	GS	MIN	TOTAL		3-POINT		FREE THROWS		REBOUNDS		PF	A	TO	BLK	STL	PTS
				FG-FGA	PCT	FG-FGA	PCT	FT-FTA	PCT	O-D	TOTAL						
ST. FRANCIS	11/9	*	33	4-9	.444	0-3	.000	2-4	.500	5-4	9	4	0	3	0	0	10
vs. N.C. State	11/15	*	29	1-8	.125	0-2	.000	0-0	.000	0-2	2	3	0	1	0	0	2
vs. Providence	11/16	*	36	3-8	.375	0-1	.000	0-2	.000	2-2	4	1	0	1	0	2	6
vs. Akron	11/18	*	36	1-10	.100	0-2	.000	9-11	.818	7-3	10	4	0	3	0	1	11
BUCKNELL	11/23	*	35	3-5	.600	1-2	.500	2-2	1.000	3-5	8	3	1	0	0	1	9
BC	11/28	*	38	2-9	.222	0-3	.000	1-2	.500	3-10	13	1	0	0	1	1	5
PENN	12/1	*	24	2-6	.333	0-1	.000	3-4	.750	4-4	8	4	0	2	0	0	7
@ La Salle	12/5	*	40	6-11	.545	0-0	.000	0-1	.000	2-7	9	2	0	2	0	0	12
ARMY	12/8	*	38	5-11	.455	1-5	.200	3-7	.429	1-9	10	1	2	3	2	1	14
DELAWARE ST	12/15	*	20	2-4	.500	0-1	.000	2-2	1.000	0-3	3	5	0	1	0	0	6
UNH	12/23		21	2-5	.400	0-1	.000	0-0	.000	1-5	6	2	2	1	0	0	4
DUQUESNE	12/29	*	27	2-5	.400	0-0	.000	1-2	.500	2-5	7	3	1	3	0	0	5
@ Wisconsin	1/3	*	31	1-3	.333	0-0	.000	0-0	.000	3-8	11	2	0	2	1	0	2
INDIANA	1/7	*	39	6-17	.353	2-5	.400	0-1	.000	2-3	5	2	0	3	0	0	14
NWERNERN	1/10	*	28	2-7	.286	0-1	.000	0-0	.000	1-8	9	2	0	2	1	0	4
@ Purdue	1/13	*	34	2-7	.286	0-0	.000	1-2	.500	3-5	8	2	0	3	0	1	5
MICHIGAN ST	1/16	*	26	1-2	.500	0-0	.000	0-0	.000	0-3	3	1	0	1	0	1	2
NEBRASKA	1/19	*	29	4-9	.444	0-2	.000	0-2	.000	4-1	5	2	1	1	0	0	8
@ Indiana	1/23		26	2-5	.400	1-4	.250	4-4	1.000	2-3	5	1	1	1	2	0	9
OHIO STATE	1/26	*	22	0-3	.000	0-0	.000	0-0	.000	0-1	1	5	1	0	1	0	0
@ Iowa	1/31		19	0-7	.000	0-2	.000	1-2	.500	2-4	6	3	0	1	0	0	1
PURDUE	2/5		31	4-8	.500	0-0	.000	0-0	.000	1-7	8	1	0	0	0	1	8
@ Nebraska	2/9	*	27	1-5	.200	0-2	.000	3-4	.750	3-10	13	5	0	1	0	0	5
IOWA	2/8	*	31	2-7	.286	0-1	.000	0-0	.000	2-2	4	1	0	0	1	1	4
@ Michigan	2/17	*	38	4-10	.400	0-0	.000	3-4	.750	1-9	10	3	1	2	1	0	11
@ Illinois	2/21	*	35	2-8	.250	0-1	.000	0-0	.000	3-3	6	5	2	2	1	1	4
MICHIGAN	2/27	*	36	4-9	.444	0-1	.000	7-9	.778	3-9	12	2	4	0	0	4	15
@ Minnesota	3/2	*	39	3-11	.273	0-0	.000	2-3	.667	0-3	3	3	0	0	0	1	8
@ Northwestern	3/7	*	32	0-1	.000	0-0	.000	8-12	.667	2-7	9	3	2	2	0	2	8

CAREER STATISTICS

Season	gp-gs	min/avg	Total		3-Point		F-Throws		Rebounds				Scoring							
			fg-fga	pct	fg-fga	pct	ft-fta	pct	off	def	tot	avg	pf	fo	ast	to	blk	stl	pts	avg
2011-12	32-16	574/17.9	57-127	.449	4-24	.167	24-50	.480	57	78	135	4.2	69	3	13	24	8	16	142	4.4
2012-13	29-25	900/31.0	71-210	.338	5-40	.125	52-80	.650	62	145	207	7.1	76	4	18	41	11	18	199	6.9
TOTAL	61-41	1474/24.2	128-337	.380	9-64	.141	76-130	.585	119	223	342	5.6	145	7	31	65	19	34	341	5.6



PENN STATE 65 SAINT FRANCIS 58

Nov. 9, 2012 @ University Park, Pa.

PENN STATE LEADERS

Scoring Leader: Frazier (23)

Rebounding Leader: Travis (9)

Assist Leader: Frazier (6)

Penn State overcame a tough shooting night with a tremendous 28-of-32 (.875) effort at the foul line and a 38-22 rebound advantage to post its eighth-straight season opening win. Tim Frazier led the Lions with 23 points and six assists while posting a career-best 17-of-18 effort at the charity stripe. D.J. Newbill, in his first action at Penn State, posted 16 points and seven rebounds and a career-best 9-of-10 at the foul line. Ross Travis added 10 points and a career-best tying nine boards. The Lions shot 29 percent in the first half and 36 percent for the game, including a 3-of-24 (.125) effort from three, but outscored St. Francis 28-9 at the foul line to overcome 17 turnovers. Penn State led by 10 in the first half, but saw that trimmed to 26-20 at the half. SFU hit three straight threes to take a one-point lead in the second half behind 19 points from Ollie Jackson. Frazier scored 16 second half points to take control for PSU.

Saint Francis 58 • 0-1

#	Player	FG	FGA	3-PT	FT	FTA	Rebounds			PF	TP	A	TO	Blk	Stl	Min	
							Off	Def	Total								
15	BROWN, Earl	1	2	0	0	0	0	3	3	2	1	5	0	0	13		
40	DRINNON, Ronnie	2	3	0	2	2	3	5	4	6	0	1	0	0	30		
01	SHANNON, Umar	2	12	1	4	4	4	5	5	0	9	4	3	1	0		
12	BROWN, Greg	0	1	0	0	0	0	0	2	0	0	1	0	0	20		
22	JACKSON, Ollie	6	10	4	8	3	3	2	19	0	1	0	0	0	33		
05	WHYATT, Stephen	4	8	0	2	1	1	4	8	3	4	0	0	0	23		
14	MAJOR, Dominique	1	3	1	3	0	0	0	0	3	0	0	0	0	6		
21	RITTER, Kam	4	4	1	1	0	2	2	5	9	0	0	0	1	24		
30	PETERS, Tony	0	0	0	0	0	0	2	0	0	1	0	0	0	5		
32	ERVIN, Anthony	0	0	0	0	0	0	0	0	0	0	0	0	0	5		
34	STANLEY, Storm	1	2	0	0	0	0	0	2	0	0	0	0	0	5		
	Team						0	3	3								
	Totals	21	45	7	19	9	14	2	20	22	23	58	8	16	1	4	200

FG % 1st Half: 7-21 33.3% 2nd half: 14-24 58.3% Game: 21-45 46.7%
 3FG % 1st Half: 3-10 30.0% 2nd half: 4-9 44.4% Game: 7-19 36.8%
 FT % 1st Half: 3-4 75.0% 2nd half: 6-10 60.0% Game: 9-14 64.3%

Penn State 65 • 1-0

#	Player	FG	FGA	3-PT	FT	FTA	Rebounds			PF	TP	A	TO	Blk	Stl	Min	
							Off	Def	Total								
25	Graham, Jon	1	3	0	0	0	1	2	3	4	2	0	2	2	0	22	
43	Travis, Ross	4	9	0	3	2	4	5	9	4	10	0	3	0	0	33	
02	Newbill, D.J.	3	10	1	7	9	10	2	5	7	2	16	1	4	0	1	36
11	Marshall, Jermaine	0	4	0	1	5	6	4	9	3	3	3	0	3	0	33	
23	Frazier, Tim	3	9	0	5	17	18	0	4	4	3	23	6	3	1	29	
10	Taylor, Brandon	0	2	0	1	2	1	2	1	0	0	0	0	0	5		
14	Montminy, Kevin	0	0	0	0	0	0	0	0	0	0	0	0	0	0		
20	Colella, Nick	1	5	0	0	1	3	2	0	0	1	0	0	0	11		
21	Borovnjak, Sasa	1	1	0	0	2	2	3	2	0	1	0	0	0	10		
	Team						1	2									
	Totals	17	47	3	24	28	32	13	25	38	23	65	8	17	3	6	200

FG % 1st Half: 7-24 29.2% 2nd half: 10-23 43.5% Game: 17-47 36.2%
 3FG % 1st Half: 1-2 50.0% 2nd half: 2-12 16.7% Game: 3-24 12.5%
 FT % 1st Half: 11-12 91.7% 2nd half: 17-20 85.0% Game: 28-32 87.5%

Officials: Mike Kitts, Ray Perone, Bill EK
 Technical fouls: Saint Francis-None, Penn State-None.
 Attendance: 7229
 Flagrant: 1 foul on SFU #15 at 17:47 of first half.

Score by periods	1st	2nd	Total
Saint Francis	20	38	58
Penn State	26	39	65

Points	In	Off	2nd	Fast
SFU	24	9	0	8
PSU	20	15	10	4

No. 6 N.C. STATE 72 PENN STATE 55

Nov. 15, 2012 @ Bayamon, Puerto Rico

PENN STATE LEADERS

Scoring Leader: Frazier (23)

Rebounding Leader: Graham (10)

Assist Leader: Frazier (2)

Penn State could not find its shooting touch in the first game of the Puerto Rico Tip-Off starting 2-of-10 and going on to shoot 31.7 percent from the floor and 3-of-19 (15.8%) in a 72-55 loss to No. 6 N.C. State. Tim Frazier led the way with 23 points on 10-of-11 at the foul line and 6-of-20 from the floor. D.J. Newbill added 13 points, Jermaine Marshall 11 points and eight boards and Jon Graham a career-best equaling 10 rebounds. N.C. State was paced by 22 points and eight boards from freshman T.J. Warren off the bench as the Wolfpack hit 8-of-16 from three and shot 50 percent for the game. PSU kept it close in the first half trailing by just six after a Marshall three with 4:33 left in the half before going to the locker room down 35-26. N.C. State used a 10-0 run early in the second to open up a 47-30 lead as the Lions had one field goal in the first five minutes of the half. N.C. State led by as many as 25 before PSU closed within 14 late.

North Carolina State 72 • 2-0

#	Player	FG	FGA	3-PT	FT	FTA	Rebounds			PF	TP	A	TO	Blk	Stl	Min	
							Off	Def	Total								
01	Howell, Richard	4	6	0	1	2	1	4	5	2	0	2	0	0	1	19	
05	Leslie, C.J.	5	8	0	0	4	6	2	2	4	1	14	2	1	0	28	
15	Wood, Scott	3	6	2	4	0	5	5	2	8	0	1	0	0	36		
00	Purvis, Rodney	4	7	3	3	1	3	0	1	1	1	12	3	0	0	32	
02	Brown, Lorenzo	1	10	0	3	6	0	4	4	3	7	4	2	0	3	36	
12	Lewis, Tyler	0	2	0	0	1	0	1	2	3	0	2	0	0	10		
13	De Thaeys, Thomas	0	1	0	0	1	0	0	1	1	0	0	0	0	3		
14	Vandenbergh, Jordan	0	0	0	0	0	2	2	0	0	0	0	0	0	4		
24	Warren, T.J.	9	12	3	4	1	2	6	8	3	22	1	1	0	32		
	Team						1	2									
	Totals	26	52	8	16	12	18	7	29	36	16	72	12	14	1	8	200

FG % 1st Half: 12-27 44.4% 2nd half: 14-25 56.0% Game: 26-52 50.0%
 3FG % 1st Half: 4-7 57.1% 2nd half: 4-9 44.4% Game: 8-16 50.0%
 FT % 1st Half: 7-10 70.0% 2nd half: 5-8 62.5% Game: 12-18 66.7%

Penn State 55 • 1-1

#	Player	FG	FGA	3-PT	FT	FTA	Rebounds			PF	TP	A	TO	Blk	Stl	Min
							Off	Def	Total							
25	Graham, Jon	1	5	0	2	2	6	4	10	3	4	1	0	0	0	22
43	Travis, Ross	1	8	0	2	0	0	2	3	2	0	0	1	0	0	29
02	Newbill, D.J.	6	12	1	3	0	2	1	3	3	13	1	5	0	2	36
11	Marshall, Jermaine	4	12	1	7	2	1	7	8	1	11	0	2	1	2	34
23	Frazier, Tim	6	20	1	5	10	3	2	5	1	23	2	4	0	0	40
05	Jack, Donovan	0	0	0	0	0	1	1	2	4	0	0	0	0	1	6
10	Taylor, Brandon	1	3	0	2	0	1	2	4	2	0	0	0	0	0	11
20	Colella, Nick	0	0	0	0	0	0	0	0	0	0	0	0	0	0	
21	Borovnjak, Sasa	0	0	0	0	0	0	3	3	2	0	1	0	0	11	
	Team						1	2								
	Totals	19	60	3	19	14	17	3	26	18	55	4	13	1	8	200

FG % 1st Half: 9-27 33.3% 2nd half: 10-33 30.3% Game: 19-60 31.7%
 3FG % 1st Half: 2-9 22.2% 2nd half: 1-10 10.0% Game: 3-19 15.8%
 FT % 1st Half: 6-7 85.7% 2nd half: 8-10 80.0% Game: 14-17 82.4%

Officials: Rick Crawford, John Hughes, Bret Smith
 Technical fouls: North Carolina State-None, Penn State-None.
 Attendance: 1

Score by periods	1st	2nd	Total
North Carolina State	35	37	72
Penn State	26	29	55

PENN STATE 55 PROVIDENCE 52 OT

Nov. 16, 2012 @ Bayamon, Puerto Rico

PENN STATE LEADERS

Scoring Leader: Frazier (19)

Rebounding Leader: Frazier (9)

Assist Leader: Frazier (7)

Despite struggling shooting and trailing for most of the game, Penn State found a way to win behind team highs of 19 points, nine rebounds, seven assists and four steals from Tim Frazier and late clutch shooting from Jermaine Marshall (13) for its first overtime victory under coach Patrick Chambers. Both teams struggled in the first half that saw Providence leading 16-14 at the break with the teams a combined 11-of-42 from the floor. Penn State warmed up to shoot 42 percent in the second half and 4-of-6 in overtime and grabbed 11 steals while forcing 21 Friar turnovers using a 1-2-2 press in the second half. Trailing by 10, 30-20, with 12:28 to play, Frazier scored 13 of the Lions' 20 points, and nine straight at one point, in a 20-7 run that saw Penn State take a 40-37 lead with 2:23 left. A Marshall three gave PSU a 43-41 lead, but two Kadeem Batts free throws sent it to overtime. A D.J. Newbill jumper and another Marshall three gave PSU the lead for good in overtime.

Penn State 55 • 2-1

#	Player	FG	FGA	3-PT	FT	FTA	Rebounds			PF	TP	A	TO	Blk	Stl	Min
							Off	Def	Total							
25	Graham, Jon	0	0	0	2	1	3	3	0	1	2	1	2	1	13	
43	Travis, Ross	3	8	0	1	2	4	1	6	0	1	0	1	0	36	
02	Newbill, D.J.	3	5	0	1	3	2	4	6	3	9	3	4	0	35	
11	Marshall, Jermaine	4	18	1	3	2	2	0	5	5	4	13	0	3	34	
23	Frazier, Tim	6	13	3	12	6	6	3	9	3	19	4	0	4	45	
10	Taylor, Brandon	2	3	0	0	0	1	2	2	4	0	1	1	0	18	
20	Colella, Nick	0	4	0	0	0	0	0	0	0	0	0	0	0	16	
21	Borovnjak, Sasa	2	2	0	2	2	4	5	4	0	2	0	0	0	28	
	Team						1	2								
	Totals	20	53	4	21	11	19	35	21	55	10	16	3	11	225	

FG % 1st Half: 6-23 26.1% 2nd half: 10-24 41.7% OT: 4-6 66.7% Game: 20-53 37.7%
 3FG % 1st Half: 1-10 10.0% 2nd half: 2-10 20.0% OT: 1-1 100.0% Game: 4-21 19.0%
 FT % 1st Half: 1-2 50.0% 2nd half: 7-13 53.8% OT: 3-4 75.0% Game: 11-19 57.9%

Providence 52 • 2-2

#	Player	FG	FGA	3-PT	FT	FTA	Rebounds			PF	TP	A	TO	Blk	Stl	Min
							Off	Def	Total							

PENN STATE 60 BUCKNELL 57

Nov. 23, 2012 @ University Park, Pa.

PENN STATE LEADERS

Scoring Leader: Marshall (17)

Rebounding Leader: Travis (8)

Assist Leader: Newbill (7)

Penn State hit 14 of its first 18 shots in the second half and finished the half shooting 65% from the floor and 5-of-6 from three to overcome a 22-16 halftime deficit and down previously unbeaten Bucknell for the 11th straight time. Jermaine Marshall led the way with 17 points and four steals while freshman Brandon Taylor had 16 points on a team-best 4-of-8 from three, including two straight to spark the offense at the start of the second half. PSU struggled through 16% shooting for just 16 first half points, but stayed close by limiting Bucknell leading scorer Mike Muscala (17 ppg) who finished the game with 10 points on just four field goal attempts. Trailing 29-24 with 15:59 to play, PSU used a 13-7 run to seize its first lead of the game, 37-36, on a Marshall banked in three-pointer with 10:57 to play. Bucknell tied the game at 39, but PSU used a 9-2 run capped by Ross Travis' first three of the year to tie a 48-41 lead and were in control the rest of the way.

BUCKNELL 57 • 5-1

#	Player	Total			3-Ptr			Rebounds			PF	TP	A	TO	Blk	Stl	Min
		FG	FGA	%	FG	FGB	%	Off	Def	Total							
15	Willman, Joe	f	2-7	0-0	0-0	1	5	6	4	4	0	1	0	0	0	29	
31	Muscala, Mike	f	2-4	0-1	0-8	1	11	12	2	4	10	2	3	5	1	37	
11	Hill, Ryan	g	1-4	0-1	0-0	0	1	1	1	1	0	1	0	0	0	20	
12	Johnson, Bryson	g	3-8	3-8	9-11	0	2	2	0	18	1	3	0	1	35		
42	Ayers, Cameron	g	5-11	2-6	2-2	1	3	4	3	14	1	1	0	0	34		
03	Kaspar, Steven	g	2-4	0-0	2-2	0	1	1	2	6	2	3	0	0	19		
10	Fitzpatrick, Brian	g	0-0	0-0	1-2	0	1	1	1	1	1	0	0	0	4		
32	Frazier, Ryan	g	0-2	0-2	0-0	0	1	1	2	0	0	1	0	0	12		
50	Hoffman, Dom	g	1-1	0-0	0-0	0	3	3	2	2	0	0	0	0	10		
Team						0	0	0									
Totals			16-41	5-18	20-25	3	28	31	19	57	7	13	5	3	200		

FG % 1st Half: 5-14 35.7% 2nd half: 11-27 40.7% Game: 16-41 39.0%
 3FG % 1st Half: 2-7 28.6% 2nd half: 5-11 45.5% Game: 8-18 44.4%
 FT % 1st Half: 10-13 76.9% 2nd half: 10-12 83.3% Game: 20-25 80.0%
 Deadball Rebounds 2

Penn State 60 • 3-2

#	Player	Total			3-Ptr			Rebounds			PF	TP	A	TO	Blk	Stl	Min
		FG	FGA	%	FG	FGB	%	Off	Def	Total							
10	Taylor, Brandon	f	6-11	4-8	0-0	0	3	3	4	16	0	1	0	0	20		
25	Graham, Jon	f	0-3	0-0	0-0	2	3	5	3	0	0	0	2	1	24		
43	Travis, Ross	f	3-5	1-2	2-2	3	5	8	3	9	1	0	0	1	35		
02	Newbill, D.J.	g	5-18	0-2	0-4	2	5	7	1	10	7	4	1	0	37		
11	Marshall, Jermaine	g	4-11	2-3	7-11	0	5	5	3	17	0	2	0	4	33		
20	Colella, Nick	g	0-1	0-4	0-0	1	0	1	2	0	0	0	0	0	17		
21	Borovnjak, Sasa	g	3-4	0-0	0-3	3	4	4	1	6	1	0	0	2	25		
32	Ackerman, Pat	g	1-1	0-0	0-0	0	0	0	2	2	0	0	0	0	9		
Team						3	2	5									
Totals			22-57	7-19	9-20	14	24	38	19	60	9	8	3	8	200		

FG % 1st Half: 5-31 16.1% 2nd half: 17-26 65.4% Game: 22-57 38.6%
 3FG % 1st Half: 2-13 15.4% 2nd half: 5-6 83.3% Game: 7-19 36.8%
 FT % 1st Half: 1-10 10.0% 2nd half: 5-10 50.0% Game: 9-20 45.0%
 Deadball Rebounds 4-1

Officials: Larry Scrotto, DJ Carstensen, Jim Bruno
 Technical fouls: BUCKNELL-None. Penn State-None.
 Attendance: 7713

Score by periods	1st	2nd	Total
BUCKNELL	22	35	57
Penn State	16	44	60

Points	In	Off	2nd	Fast	Bench
BUCKNE	Paint	T/O	Chance	Break	
PSU	20	5	7	2	8

Score tied - 3 times. Lead changed - 1 time.
 Largest lead - BUCKNELL 2nd-00-09, PSU 2nd-00-35.
 Largest lead - BUCKNELL by 9 1st-13:34, PSU by 7 2nd-06:26.

BOSTON COLLEGE 73 PENN STATE 61

Nov. 28, 2012 @ University Park, Pa.

PENN STATE LEADERS

Scoring Leader: Marshall (25)

Rebounding Leader: Travis (13)

Assist Leader: Newbill (3)

Trailing 59-39 with 5:22 to play, the Lions reeled off 14 straight points in just over a minute and strung together an 18-1 run that sliced the lead to 60-57 with 3:08 to play, but would get no closer falling to Boston College, 73-61. Jermaine Marshall led PSU with 25 points, including 21 in the second half and 11 in the 18-1 run, and D.J. Newbill added 22 points playing 36 minutes at point guard, but the Lions couldn't overcome 10 first half turnovers and a 27-17 B.C. scoring advantage at the foul line. Freshman Brandon Taylor was saddled with foul trouble all night and posted just three points after a 16-point outing the game before. The Lions trailed 31-24 at the half and suffered through a more than 10-minute drought without a field goal as B.C. used a 23-8 run at the beginning of the second half to build a 20-point lead. The Lions shot 35 percent from the floor and 6-of-20 from three while B.C. hit 42 percent and 8-of-18 from the arc led by 22 points from Olivier Hanlan who went 15-of-19 at the foul line.

Boston College 73 • 3-4

#	Player	Total			3-Ptr			Rebounds			PF	TP	A	TO	Blk	Stl	Min
		FG	FGA	%	FG	FGB	%	Off	Def	Total							
12	Anderson, Ryan	f	3-8	0-0	0-1	1	8	9	2	6	1	2	1	2	1	38	
24	Clifford, Dennis	c	2-3	0-0	1-1	2	0	2	1	5	0	2	0	0	8		
21	Hanlan, Olivier	g	3-9	1-3	15-19	2	3	5	3	22	4	1	0	1	34		
25	Rahon, Joe	g	4-7	3-5	3-4	0	4	4	4	14	2	4	0	0	27		
33	Heckmann, Patrick	g	1-4	1-2	3-4	1	5	6	1	6	3	1	2	3	35		
04	Odier, Eddie	g	1-1	0-0	1-2	0	2	2	1	1	1	0	0	0	10		
05	Cauldill, KC	g	0-0	0-0	0-0	0	0	0	1	0	0	0	0	0	0-4		
15	Van Nest, Andrew	g	3-7	1-3	2-3	1	3	4	4	9	1	0	0	0	23		
20	Jackson, Lonnie	g	3-6	2-5	2-2	0	1	1	4	10	1	1	0	0	23		
31	Rubiny, Danny	g	0-0	0-0	0-0	0	1	1	0	0	0	0	0	0	2		
Team						0	4	4									
Totals			19-45	8-18	27-36	8	30	38	22	73	13	12	3	8	200		

FG % 1st Half: 9-24 37.5% 2nd half: 10-21 47.6% Game: 19-45 42.2%
 3FG % 1st Half: 3-6 50.0% 2nd half: 3-10 30.0% Game: 8-18 44.4%
 FT % 1st Half: 10-13 76.9% 2nd half: 17-23 73.9% Game: 27-36 75.0%
 Deadball Rebounds 3

Penn State 61 • 3-3

#	Player	Total			3-Ptr			Rebounds			PF	TP	A	TO	Blk	Stl	Min
		FG	FGA	%	FG	FGB	%	Off	Def	Total							
10	Taylor, Brandon	f	1-2	0-1	1-2	0	2	2	5	3	0	1	0	0	1	24	
25	Graham, Jon	f	0-0	0-0	0-0	3	0	3	3	0	0	0	2	1	0	1	
43	Travis, Ross	f	2-9	0-3	1-2	3	10	13	1	5	0	0	1	1	38		
02	Newbill, D.J.	g	6-13	2-3	8-11	0	5	5	5	22	3	6	0	1	36		
11	Marshall, Jermaine	g	8-13	3-7	6-8	0	2	2	4	25	2	4	0	1	28		
01	Maduegunbam, Akosa	g	0-1	0-1	0-0	0	0	0	0	0	0	0	0	0	1		
05	Jack, Donovan	g	0-0	0-0	0-0	0	0	0	1	0	0	0	0	0	2		
20	Colella, Nick	g	1-5	1-5	0-0	0	4	4	3	1	0	0	2	0	28		
21	Borovnjak, Sasa	g	0-4	0-0	0-0	1	1	2	0	1	0	1	2	0	21		
Team						1	0	1									
Totals			19-53	6-20	17-25	9	24	33	26	61	6	13	5	6	200		

FG % 1st Half: 9-23 39.1% 2nd half: 10-30 33.3% Game: 19-53 35.8%
 3FG % 1st Half: 3-10 30.0% 2nd half: 3-10 30.0% Game: 6-20 30.0%
 FT % 1st Half: 3-5 60.0% 2nd half: 14-20 70.0% Game: 17-25 68.0%
 Deadball Rebounds 3

Officials: Mike Sanzere, Ray Perone, Larry Scrotto
 Technical fouls: Boston College-None. Penn State-None.
 Attendance: 6889
 Flagrant-1 on BC #4 at 4:52 First Half
 Flagrant-1 on PSU #20 at 0:46.6 Second Half

Score by periods	1st	2nd	Total
Boston College	31	42	73
Penn State	24	37	61

Points	In	Off	2nd	Fast	Bench
BUCKNE	Paint	T/O	Chance	Break	
PSU	18	15	0	0	20

Score tied - 1 time. Lead changed - 1 time.
 Largest lead - BC by 20 2nd-05:22, PSU by 2 1st-17:31.

PENN STATE 58 PENN 47

Dec. 1, 2012 @ University Park, Pa.

PENN STATE LEADERS

Scoring Leader: Marshall (18)

Rebounding Leader: Travis (8)

Assist Leader: Newbill (4)

Penn State shot 5-of-7 from three in the first half, paced by 11 points on 3-of-4 from the arc from freshman Brandon Taylor, to take a 31-22 halftime lead over Penn. A pair of break-away dunks from D.J. Newbill pushed the lead to 13 to open the second half and Penn State held on as Penn used an 8-2 run to close the margin to four, 43-39, with 7:22 to play. Jermaine Marshall responded with a layup and a pair of assists to Jon Graham who finished on the block to rebuild a 10-point lead. The Lions hit 7-of-9 at the line to ice the game in the closing minutes. Marshall led all scorers with 18 points, going 9-of-10 at the line, while playing 39 minutes while Newbill added 13 and four steals and Taylor 11. Penn was led by 10 points from Tony Hicks, as Graham's defense helped limit leading scorer Fran Dougherty (18.6) to seven points. The Lions held a 17-6 scoring edge at the foul line and 13-3 on second chance baskets.

Penn 47 • 2-6

#	Player	Total			3-Ptr			Rebounds			PF	TP	A	TO	Blk	Stl	Min
		FG	FGA	%	FG	FGB	%	Off	Def	Total							
03	Brooks, Henry	f	2-2	0-0	0-0	0	2	2	5	4	2	2	0	1	20		
12	Dougherty, Fran	f	3-9	0-0	1-2	2	6	8	2	7	1	1	2	0	36		
00	Cartwright, Miles	g	2-11	0-5	0-0	1	3	4	0	4	2	3	0	0	36		
04	Lewis, Jamal	g	3-4	2-2	0-0	1	1	2	1	8	1	2	0	2	23		
22	Rennard, Steve	g	0-2	0-2	0-0	1	0	1	5	0	1	2	0	0	8		
01	Hicks, Tony	g	4-10	1-6	1-1	0	1	1	2	10	3	1	0	0	23		
10	Nelson-Henry, Darien	g	1-2	0-0	0-0	0	0	0	4	2	0	1	0	0	9		
15	Crocker, Camryn	g	0-2	0-1	0-0	0	3	3	2	0	2	2	0	1	27		
20	Jok, Dau	g	1-3	1-3	2-2	0	0	0	1	5	0	0	0	0	6		
23	Louis, Greg	g	1-3	0-1	1-3	1	1	2	3	3	0	0	0	0	7		
30	Lucas-Perry, Patrick	g	1-2	1-2	1-2	1	0	1	1	4</							



PENN STATE 78 ARMY 70

Dec. 8, 2012 @ University Park, Pa.

PENN STATE LEADERS

Scoring Leader: Newbill (19)
Rebounding Leader: Travis (10)
Assist Leader: Newbill (5)

Penn State shot 56 percent in the first half to build a 40-28 halftime lead and then held off an Army charge that got the Black Knights within two mid-way through the second half. The Lions posted season highs shooting 50.9% and scoring 78 points while winning the rebounding battle 41-27. Four Lions scored in double-digits led by 19 points from D.J. Newbill and 16 from Jermaine Marshall. Ross Travis posted a double-double with 14 points and 10 rebounds. Army used a press to cut a 48-38 Lion lead to 52-50 with 12:00 to play. PSU responded with a Nick Colella three and after battling back and forth mounted a 10-0 run fueled by Newbill and Brandon Taylor three and then the night) to build a 68-54 lead with 5:32 to play. Army, which was led by 23 points from Ella Ellis, got no closer than eight the rest of the way after shooting 38.9%.

Army 70 • 4-4

#	Player	Total FG-FGA	3-Ptr FG-FGA	FT-FTA	Rebounds Off Def Tot	PF	TP	A	T	Bk	Stl	Min	
13	Ellis, Ella	f 5-11	4-8	9-11	1 2 3	5	23	1	4	0	0	22	
23	Toomey, Larry	f 0-4	0-2	0-0	0 1 1	1	0	2	0	0	0	20	
42	Springer, Jordan	c 0-0	0-0	1-2	0 0 0	3	1	0	1	0	0	16	
30	Toth, Kyle	f 5-10	3-8	0-0	1 4 5	1	13	0	0	0	0	26	
11	Cox, Dylan	g 1-2	0-0	1-1	0 4 4	4	3	7	5	1	3	24	
00	Lenox, Maxwell	0-0	0-0	0 1 1	2 0 2	0	0	2	0	1	0	10	
04	Gramling, Matt	0-0	0-0	0 0 0	1 1 0	0	1	0	1	0	0	7	
21	Wilson, Kyle	4-11	1-3	0-0	1 2 3	2	9	1	0	0	0	23	
23	Herbeck, Josh	3-10	2-7	0 0 0	3 3 1	8	1	0	0	0	0	22	
31	Ferguson, Kevin	1-2	0-0	1-2	0 1 1	0	3	0	0	0	1	8	
32	Plomb, Tanner	0-1	0-0	2-2	0 1 1	0	2	0	0	0	0	6	
52	Stire, Andrew	2-3	0-0	4-6	2 0 2	1	8	1	1	0	0	16	
Team				2 0 2									
Totals		21-54	10-28	18-24	7 20 27	20	70	15	5	2	7	200	

FG % 1st Half: 9-24 37.5% 2nd half: 12-30 40.0% Game: 21-54 38.9%
3FG % 1st Half: 5-13 38.5% 2nd half: 5-15 33.3% Game: 10-28 35.7%
FT % 1st Half: 5-7 71.4% 2nd half: 13-17 76.5% Game: 18-24 75.0%

Deathball
Rebounds
2.3

Penn State 78 • 5-4

#	Player	Total FG-FGA	3-Ptr FG-FGA	FT-FTA	Rebounds Off Def Tot	PF	TP	A	T	Bk	Stl	Min	
10	Taylor, Brandon	f 5-10	2-4	2-2	1 3 4	3	14	0	1	0	0	26	
21	Borovnjak, Sasa	f 2-3	0-0	0-0	2 1 3	4	4	1	0	0	0	15	
43	Travis, Ross	f 5-11	1-5	3-7	1 9 10	1	14	2	3	2	1	38	
02	Newbill, D.J.	g 7-15	0-2	5-7	2 4 6	2	19	5	4	0	1	35	
11	Marshall, Jermaine	g 3-4	1-3	3-4	2 4 6	3	16	4	5	0	4	39	
01	Maduegbunam, Akosa	0-0	0-0	0 0 0	0 0 0	0	0	0	0	0	1	1	
05	Jack, Donovan	0-1	0-0	0 0 0	0 0 0	1	0	1	0	0	0	6	
14	Montminy, Kevin	0-0	0-0	0 0 0	0 0 0	0	0	0	0	0	0	0	
20	Colella, Nick	3-5	3-5	0 1 3	3 3 4	3	9	1	2	0	1	17	
25	Graham, Jon	1-2	0-0	0 0 0	0 3 3	4	2	0	0	0	0	13	
Team				2 3 5									
Totals		29-57	7-19	13-20	11 30 41	21	78	13	17	3	7	200	

FG % 1st Half: 18-32 56.3% 2nd half: 11-25 44.0% Game: 29-57 50.9%
3FG % 1st Half: 3-9 33.3% 2nd half: 4-10 40.0% Game: 7-19 36.8%
FT % 1st Half: 1-2 50.0% 2nd half: 12-18 66.7% Game: 13-20 65.0%

Deathball
Rebounds
1

Officials: Glenn Mayborg, Steve McLunkins, Tim Stewart
Technical fouls: Army-None, Penn State-None
Attendance: 7247

Score by periods	1st	2nd	Total
Army	28	42	70
Penn State	40	38	78

In	Off	2nd	Fast	Bench
Points	Point	T/O	Chance	Break
Army	14	16	15	8
PSU	28	12	15	11

PENN STATE 80 DELAWARE STATE 76

Dec. 15, 2012 @ University Park, Pa.

PENN STATE LEADERS

Scoring Leader: Newbill (22)
Rebounding Leader: Borovnjak (8)
Assist Leader: Newbill & Marshall (5)

Penn State came out hot, jumped to an 18-point first half lead and then survived a gut check as Delaware sent the game to overtime and posted its first lead of the game with 3:06 left in the extra period. Jermaine Marshall and D.J. Newbill responded, Marshall hitting a big three with the Lions trailing by three with 1:07 remaining to tie the game and Newbill driving for the game winning layup with 30 seconds to play. Newbill led the Lions with a career high tying 22 points while Marshall had 15 points, seven rebounds and five assists in 42 minutes. Sasa Borovnjak had his best game of the season with 14 points and a career high tying eight rebounds. The Lions shot 59% in the first half to lead 37-29 at the break, but saw the Hornets shooting 50% in the second half and tie the game for the first time on a Tyshawn Bell three with 12 seconds to play. Casey Walker led DSU with 24 points, including five threes. Penn State shot 49% for the game and had a season high 15 assists.

Delaware State 76 • 5-6

#	Player	Total FG-FGA	3-Ptr FG-FGA	FT-FTA	Rebounds Off Def Tot	PF	TP	A	T	Bk	Stl	Min	
32	Oliver, Marques	f 3-3	0-0	3-3	3 5 8	5	9	0	3	2	1	41	
01	Gray, Kendall	c 0-4	0-0	0-0	0 0 0	4	0	4	0	0	0	18	
11	Thomas, Fahj	g 2-10	1-5	5-8	0 4 4	3	10	1	1	0	3	43	
13	Thomas, Albert	g 4-7	0-1	5-7	0 0 0	3	13	6	1	0	1	29	
22	Walker, Casey	g 8-19	5-13	0-0	0 11 11	1	0	1	0	0	0	41	
02	Bovonj, Jabin	0-1	0-0	0 0 0	0 1 0	0	1	0	0	0	0	3	
03	Bell, Tyshawn	5-11	3-7	2-2	1 3 4	4	15	0	2	1	1	24	
20	Bowman Jr., Miles	0-1	0-0	0-0	0 0 0	0	0	0	0	0	0	1	
00	Oliver, Brandon	0-0	0-0	0 0 0	0 0 0	0	2	0	1	0	0	10	
21	Sill, Scott	1-3	1-3	0-0	0 1 1	0	3	0	0	0	0	8	
30	Lawson, Jordan	0-0	0-0	0 0 0	0 0 0	0	0	0	0	0	0	0	
35	Doyle, Nick	0-0	0-0	0 0 0	0 0 0	0	0	0	0	0	0	0	
55	Coger, Michael	0-0	0-0	0 0 0	0 0 0	0	0	0	0	0	0	2	
Team				2 2 4									
Totals		24-60	10-30	18-24	2 28 34	24	76	10	8	5	6	225	

FG % 1st Half: 8-26 30.8% 2nd half: 13-26 50.0% OT: 3-8 37.5% Game: 24-60 40.0%
3FG % 1st Half: 5-13 38.5% 2nd half: 4-13 30.8% OT: 1-4 25.0% Game: 10-30 33.3%
FT % 1st Half: 8-10 80.0% 2nd half: 10-12 83.3% OT: 0-2 0.0% Game: 18-24 75.0%

Deathball
Rebounds
3

Penn State 80 • 6-4

#	Player	Total FG-FGA	3-Ptr FG-FGA	FT-FTA	Rebounds Off Def Tot	PF	TP	A	T	Bk	Stl	Min	
10	Taylor, Brandon	f 2-7	1-4	2-2	0 4 4	1	7	1	2	2	1	33	
21	Borovnjak, Sasa	f 3-4	0-0	8-10	2 6 8	3	14	2	0	1	0	37	
43	Travis, Ross	f 2-4	0-1	2-2	0 3 3	5	6	0	1	0	0	20	
02	Newbill, D.J.	g 8-13	1-2	5-6	1 4 5	4	22	5	3	0	1	34	
11	Marshall, Jermaine	g 1-3	1-3	4-7	1 0 1	2	15	5	1	0	1	42	
01	Maduegbunam, Akosa	1-2	0-1	0-2	0 2 2	1	2	1	0	0	0	4	
05	Jack, Donovan	4-5	0-0	0-2	1 2 3	3	8	0	0	1	0	12	
14	Montminy, Kevin	0-0	0-0	0 0 0	0 0 0	0	0	0	0	0	0	0	
20	Colella, Nick	2-5	0-0	1-2	3 3 4	2	6	1	2	0	1	35	
25	Graham, Jon	0-0	0-0	0 0 0	0 2 2	0	0	0	0	1	0	8	
Team				2 2 4									
Totals		26-53	7-18	21-31	6 32 38	21	80	15	11	5	2	225	

FG % 1st Half: 13-22 59.1% 2nd half: 10-25 40.0% OT: 3-8 37.5% Game: 26-53 49.1%
3FG % 1st Half: 6-10 60.0% 2nd half: 0-7 0.0% OT: 1-1 100.0% Game: 7-18 38.9%
FT % 1st Half: 18 62.5% 2nd half: 12-15 80.0% OT: 4-8 50.0% Game: 21-31 67.7%

Deathball
Rebounds
3.1

Officials: Tim Clougherty, DJ Carstensen, Jim Schipper
Technical fouls: Delaware State-None, Penn State-None
Attendance: 5751

Score by periods	1st	2nd	OT	Total
Delaware State	29	40	7	76
Penn State	37	32	11	80

In	Off	2nd	Fast	Bench
Points	Point	T/O	Chance	Break
Delaware State	26	4	0	20
PSU	32	11	5	16

Score tied - 3 times.
Lead changed - 2 times.

PENN STATE 72 NEW HAMPSHIRE 45

Dec. 23, 2012 @ University Park, Pa.

PENN STATE LEADERS

Scoring Leader: Marshall (15)
Rebounding Leader: Travis & Newbill (6)
Assist Leader: Three with (3)

Penn State capitalized on its hot shooting and UNH's offensive struggles to jump ahead early and never look back putting together runs of 10-0, 12-0 and 10-0 in the opening minutes to seize a 34-8 lead. UNH hit 1-of-11 in the opening minutes while PSU was shooting at a clip over 60 percent. The Wildcats ended the game hitting just 22.6%, the lowest for a PSU opponent in the last 15 years, while PSU hit 55 percent in the first half and 46 percent for the game. Jermaine Marshall's 15 points led four Lions in double-figures and 10 Lions that scored. He added a career high five steals as Penn State held a 23-2 lead in points of turnovers. No UNH player reached double-figures. The Lions lead 39-14 at the half and built as much as a 34-point second half lead. The 27-point margin of victory marks the largest under coach Patrick Chambers and the most since a 47-point win over Gardner-Webb in 2009.

New Hampshire 45 • 4-7

#	Player	Total FG-FGA	3-Ptr FG-FGA	FT-FTA	Rebounds Off Def Tot	PF	TP	A	T	Bk	Stl	Min	
14	Konan, Patrick	f 1-8	0-2	3-3	1 1 2	3	5	0	2	1	1	25	
15	Myrick, Feng	f 3-11	0-4	3-4	1 2 3	2	9	0	1	0	0	23	
06	Pelcher, Chris	c 0-6	0-0	1-2	2 3 5	2	1	2	5	0	0	22	
03	Rhoads, Chandler	g 1-5	0-2	6-6	1 4 5	3	8	2	3	0	0	30	
05	Bronner, Jordan	g 2-5	2-4	0 0 2	2 1 3	1	6	0	0	0	0	26	
02	Orosco, Chris	0-3	3-3	0 0 0	2 4 6	4	3	1	0	0	0	18	
10	Mortenson, Logan	0-1	0-0	0 0 0	1 1 0	0	1	0	0	0	0	7	
11	McDonnell, Tommy	0-1	0-0	0 0 2	0 2 2	0	2	1	0	0	0	7	
12	Okeke, Frank	1-6	0-3	0 0 1	1 2 3	2	0	0	0	1	1	14	
22	Morris, Scott	3-5	3-5	0 0 0	0 0 0	0	9	0	0	0	0	11	
33	Matagrano, Chris	1-2	0-0	0 0 1	0 1 1	3	2	0	2	0	1	17	
Team				4 8									
Totals		12-53	5-21	16-20	12 22 34	19	45	8	15	1	3	200	

FG % 1st Half: 5-28 17.9% 2nd half: 7-25 28.0% Game: 12-53 22.6%
3FG % 1st Half: 1-10 10.0% 2nd half: 4-11 36.4% Game: 5-21 23.8%
FT % 1st Half: 3-4 75.0% 2nd half: 13-16 81.3% Game: 16-20 80.0%

Deathball
Rebounds
1.1

Penn State 72 • 7-4

#	Player	Total FG-FGA	3-Ptr FG-FGA	FT-FTA	Rebounds Off Def Tot	PF	TP	A	T	Bk	Stl	Min
10	Taylor, Brandon	f 4-9	2-5	0-1	1 4 5	2	10	1	2	1	0	27
21	Borovnjak, Sasa	f 4-7	0-0	3-4	1 3 4	1	11	1	0	1	0	21
02	Newbill, D.J.	g 2-6	0-2	6-10	1 5 6	2	10	3	2	1	0	34
11	Marshall, Jermaine	g 6-12	3-5	0 0 0	4 4 3	15	3	1	0	5	24	
20	Colella, Nick	g 2-6	1-5	1-1	0 1 1	3	6	3	0	0	0	29
01	Maduegbunam, Akosa	0-0	0-0	0 0 0	0 0 0	0	0	0	0	0	0	4
05	Jack, Donovan	2-2	0-0	2-2	0 3 3	2	6	0	0	0	0	13
14	Montminy, Kevin	1-3	1-2	0 0 0	2 2 0	0	3	0	0	0	0	8



WISCONSIN 60 PENN STATE 51

Jan. 3, 2013 @ Madison, Wisc.

PENN STATE LEADERS

Scoring Leader: Marshall (19)
Rebounding Leader: Travis (11)
Assist Leader: Newbill (4)

Penn State shot 53 percent in the second half and cut a 12-point deficit with 17:38 to play to one, 50-49, with 2:52 to go. Jermaine Marshall led the Lions with 19 points on 9-of-14 while D.J. Newbill added 12 points, 8 rebounds, four assists and two highlight reel dunks on 6-10 Jared Berggren. The Lions out-shot the Badgers 46 percent to 38 percent and won the rebounding battle 38-32, but shot just one free throw while seeing Wisconsin hit 13-of-26 at the stripe and take advantage of a 23-7 advantage in fouls called against the teams. PSU committed 15 turnovers giving UW a 17-4 edge in points off turnovers and saw UW grab 13 offensive rebounds. The Lions led by four mid-way through the first half, but suffered a six-minute scoring drought to trail by 11, 29-18, at the half. PSU owned a 33-31 scoring advantage in the second half and used runs of 11-3 and 9-0 to slice UW leads. Marshall's jumper brought PSU within one, but UW out-scored PSU 10-2 in the final 2:30.

Penn State 51 • 8-5, 0-1

#	Player	Total		3-Ptr	Rebounds				PF	TP	A	TO	Blk	Stl	Min
		FG	FGA		FT	FTA	Off	Def							
10	Taylor, Brandon	f	3-6	2-3	0-1	0	2	2	3	8	0	2	0	0	28
21	Borovnjak, Sasa	f	4-7	0-0	0-0	0	0	0	5	8	0	0	0	0	25
43	Travis, Ross	f	1-3	0-0	0-0	3	8	11	2	2	0	2	1	0	31
02	Newbill, D.J.	g	6-15	0-0	0-0	2	6	8	5	12	4	5	0	0	34
11	Marshall, Jermaine	g	9-14	1-3	0-0	0	3	3	3	19	2	4	1	1	35
05	Jack, Donovan	g	0-1	0-0	0-0	0	2	2	2	0	0	0	0	8	
20	Colella, Nick	g	0-2	0-2	0-0	0	3	3	1	0	1	0	0	24	
25	Graham, Jon	g	1-4	0-0	0-0	1	2	2	2	2	0	1	0	0	15
Team						3	4	7							
Totals			24-52	3-8	0-1	9	29	38	23	51	7	15	2	2	200

FG % 1st Half: 9-24 37.5% 2nd half: 15-28 53.6%
3FG % 1st Half: 0-2 0.0% 2nd half: 3-6 50.0%
FT % 1st Half: 0-0 0.0% 2nd half: 0-1 0.0%
Game: 24-52 46.2%
Game: 3-8 37.5%
Game: 0-1 0.0%

Wisconsin 60 • 10-4, 1-0

#	Player	Total		3-Ptr	Rebounds				PF	TP	A	TO	Blk	Stl	Min
		FG	FGA		FT	FTA	Off	Def							
05	Evans, Ryan	f	6-15	0-0	1-6	4	5	9	0	13	0	0	1	0	38
31	Bruesewitz, Mike	f	3-6	1-3	5-6	3	5	8	3	12	3	0	0	0	25
40	Berggren, Jared	f	5-7	0-1	3-5	0	3	3	0	13	0	0	3	2	31
01	Brust, Ben	g	5-14	2-8	1-3	2	1	3	0	13	4	1	1	1	36
12	Jackson, Traeovn	g	1-5	0-1	0-2	0	1	1	1	2	1	1	0	0	21
03	Marshall, George	g	0-2	0-1	2-2	0	1	1	2	2	2	0	0	0	23
15	Dekker, Sam	g	1-6	0-2	0-0	0	1	1	0	2	0	0	0	1	17
44	Kaminsky, Frank	g	1-2	0-1	1-2	0	2	1	3	0	0	0	0	1	9
Team						4	0	4							
Totals			22-57	3-17	13-26	13	19	32	7	60	10	4	6	7	200

FG % 1st Half: 12-34 35.3% 2nd half: 10-23 43.5%
3FG % 1st Half: 1-11 9.1% 2nd half: 2-6 33.3%
FT % 1st Half: 4-6 66.7% 2nd half: 9-20 45.0%
Game: 22-57 38.6%
Game: 3-17 17.6%
Game: 13-26 50.0%

Officials: Ted Valentine, Gene Steratore, Steve McClintock

Technical fouls: Penn State-None, Wisconsin-None.
Attendance: 16156

Score by periods			1st	2nd	Total
Penn State	18	33	51		
Wisconsin	29	31	60		

Points: Penn State 51, Wisconsin 60
In Point: PSU 32, WIS 32
Off T/O: 17, 13
2nd Chance: 4, 7
Fast Break: 0, 7
Bench: 0, 7

Score tied - 4 times.
Lead changed - 2 times.

NORTHWESTERN 70 PENN STATE 54

Jan. 10, 2013 @ University Park, Pa.

PENN STATE LEADERS

Scoring Leader: Newbill (20)
Rebounding Leader: Travis (9)
Assist Leader: Newbill (3)

Penn State led 12-8 midway through the first half before suffering a scoring drought of 6:30 and seeing Northwestern seize control of the game with a 13-0 run. The Wildcats built a 21-12 lead and eventually used a 25-4 run to build a 17-point first half lead Penn State never got under 13 the rest of the way. D.J. Newbill led Penn State with 20 points on 6-of-19 shooting and Jermain Marshall added 13, all in the second half. Penn State shot just 31 percent and 3-of-15 from three and turned 15 offensive boards into just eight points. Northwestern was led by 18 points from Dave Sobolewski who went 3-of-6 from three and 17 from Jared Swopshire who was 5-of-8 from the floor for an NU team that shot 45 percent and 9-of-22 from three. Trailing 33-18 at the half, Penn State played the second half nearly even trailing NU 37-36. Foul trouble plagued the Lions and limited freshman Brandon Taylor to 20 minutes.

Northwestern 70 • 10-6, 1-2 B1G

#	Player	Total		3-Ptr	Rebounds				PF	TP	A	TO	Blk	Stl	Min
		FG	FGA		FT	FTA	Off	Def							
12	Swopshire, Jared	f	5-8	1-1	6-8	3	4	7	1	17	3	0	1	0	37
13	Abrahamson, Kale	f	3-6	3-5	1-2	0	3	3	2	10	1	2	0	0	27
22	Olah, Alex	c	1-2	0-0	0-1	1	7	8	0	2	0	2	2	1	22
03	Sobolewski, Dave	g	7-14	3-6	1-2	0	3	3	3	18	5	1	1	2	35
11	Hearn, Reggie	g	3-7	1-3	7-11	1	3	4	2	14	0	0	1	1	30
00	Jimenez, Omar	g	0-0	0-0	0-0	0	0	0	0	0	0	0	0	0	2
04	Marcotullio, Alex	g	0-4	0-4	2-2	1	2	4	2	2	0	0	0	0	14
10	Turner, Mike	g	1-1	0-0	0-0	1	2	3	2	1	0	2	1	1	16
14	Demps, Tre	g	2-5	1-2	0-0	0	0	0	1	5	0	1	0	1	16
15	Montgomery, III, J.	g	0-1	0-1	0-0	0	0	0	0	0	0	0	0	0	1
Team						2	1	3							
Totals			22-48	9-22	17-26	8	25	33	16	70	12	7	7	6	200

FG % 1st Half: 12-25 48.0% 2nd half: 10-23 43.5%
3FG % 1st Half: 4-12 33.3% 2nd half: 5-10 50.0%
FT % 1st Half: 5-7 71.4% 2nd half: 12-19 63.2%
Game: 22-48 45.8%
Game: 9-22 40.9%
Game: 17-26 65.4%

Penn State 54 • 8-7, 0-3 B1G

#	Player	Total		3-Ptr	Rebounds				PF	TP	A	TO	Blk	Stl	Min
		FG	FGA		FT	FTA	Off	Def							
10	Taylor, Brandon	f	1-6	0-2	0-0	1	4	5	4	2	0	3	0	0	20
21	Borovnjak, Sasa	f	2-5	0-0	3-5	3	2	5	3	7	0	3	0	0	26
43	Travis, Ross	f	2-7	0-1	0-0	1	8	9	2	4	0	2	1	0	28
02	Newbill, D.J.	g	6-19	0-3	8-9	3	1	4	4	20	3	2	0	0	36
11	Marshall, Jermaine	g	4-12	2-6	3-3	0	0	0	4	13	2	1	1	0	33
01	Maduegunbam, Akosa	g	0-0	0-0	0-0	0	1	1	0	0	0	0	0	0	1
05	Jack, Donovan	g	0-1	0-0	0-0	1	0	1	0	0	0	0	0	0	5
14	Montminy, Kevin	g	1-1	0-0	1-1	2	0	2	1	3	0	0	0	0	12
20	Colella, Nick	g	1-4	1-3	0-0	1	2	3	4	3	1	0	0	0	128
25	Graham, Jon	g	1-2	0-0	0-0	2	2	2	1	2	0	1	0	1	10
24	Wisniewski, Alan	g	0-0	0-0	0-0	0	0	0	0	0	0	0	0	0	1
Team						3	2	5							
Totals			18-57	3-15	15-18	15	22	37	23	54	7	11	3	2	200

FG % 1st Half: 8-26 30.8% 2nd half: 10-31 32.3%
3FG % 1st Half: 0-7 0.0% 2nd half: 3-8 37.5%
FT % 1st Half: 2-3 66.7% 2nd half: 13-15 86.7%
Game: 18-57 31.6%
Game: 3-15 20.0%
Game: 15-18 83.3%

Officials: Ted Valentine, Ray Perrone, Terry Olesby

Technical fouls: Northwestern-None, Penn State-None.
Attendance: 6479

Score by periods			1st	2nd	Total
Northwestern	33	37	70		
Penn State	18	36	54		

Points: Northwestern 70, Penn State 54
In Point: NU 38, PSU 32
Off T/O: 13, 8
2nd Chance: 8, 4
Fast Break: 4, 8
Bench: 8, 8

Score tied - 3 times.
Lead changed - 2 times.

No. 5 INDIANA 74 PENN STATE 51

Jan. 7, 2013 @ University Park, Pa.

PENN STATE LEADERS

Scoring Leader: Travis (14)
Rebounding Leader: Marshall (7)
Assist Leader: Three with (3)

Penn State suffered its worst offensive performance in a month and committed a season-high 19 turnovers to help fuel an Indiana team that shot 52 percent and hit 8-of-16 from three. The Lions shot just 31 percent and 5-of-18 from three and saw IU shot 19 points off turnovers. PSU won the rebounding battle, 35-33, and pulled 17 offensive boards, but couldn't convert enough to keep pace. Ross Travis led the Lions with 14 points and Jermaine Marshall had 11 and a team high seven rebounds. Four IU players scored in double figures led by Christian Wafford with 16 and Cody Zeller with 15. Indiana jumped to an early 15-3 lead. A Travis three cut the lead to nine, but IU used a 10-2 run for a 25-8 lead and led by double-digits the rest of the way. The Lions got no closer than 14 in the second half as IU's lead hovered around 20 most of the half. Penn State forced IU into 12 second half turnovers (17 overall) and just 30 points, but committed 11 of its own and scored 24 points.

Indiana 74 • 14-1, 2-0

#	Player	Total		3-Ptr	Rebounds				PF	TP	A	TO	Blk	Stl	Min
		FG	FGA		FT	FTA	Off	Def							
02	Wafford, Christian	f	5-8	3-5	3-4	1	7	8	3	16	2	3	0	0	27
40	Zeller, Cody	f	5-7	0-0	5-9	1	4	5	3	15	1	3	0	4	32
01	Hulis, Jordan	g	4-6	2-3	4-5	1	2	3	0	14	2	2	0	0	29
01	Oladipo, Victor	g	4-6	1-1	1-2	1	5	6	3	10	3	6	0	1	28
11	Ferrell, Kevin	g	0-5	0-3	1-2	0	1	1	1	2	1	1	0	1	26
00	Sheehy, Willie	g	2-6	1-2	3-4	0	4	4	1	8	1	1	0	1	25
12	Mosquera-Perea, H.	g	0-0	0-0	0-2	1	0	1	0	3	0	0	1	8	
23	Abell, Remy	g	2-2	1-1	2-2	0	0	0	2	7	2	0	0	1	14
33	Hollowell, Jeremy	g	0-2	0-1	3-4	1	3	4	1	3	0	1	0	1	10
42	Jurkin, Peter	g	0-0	0-0	0-0	0	0	0	0	0	0	0	0	0	1
Team						1	2	3							
Totals			22-42	8-16	22-34	7	26	33	18	74	14	17	2	10	200

FG % 1st Half: 14-27 51.9% 2nd half: 8-15 53.3%
3FG % 1st Half: 6-11 54.5% 2nd half: 2-5 40.0%
FT % 1st Half: 10-13 76.9% 2nd half: 12-21 57.1%
Game: 22-42 52.4%
Game: 8-16 50.0%
Game: 22-34 64.7%

Penn State 51 • 8-6, 0-2

#	Player	Total		3-Ptr
---	--------	-------	--	-------

**No. 18 MICHIGAN STATE 81
PENN STATE 72**

Jan. 16, 2013 @ Madison, Wisc.

PENN STATE LEADERS

Scoring Leader: Marshall (29)
Rebounding Leader: Marshall (10)
Assist Leader: Newbill (6)

Penn State posted its best shooting and scoring game in Big Ten play to date on the season and got career high scoring games from guards Jermaine Marshall (29) and D.J. Newbill (27) but couldn't over come an MSU team that shot 53 percent in the second half and got a career high 20 points in just 17 minutes of action from Adreian Payne who joined Brandon Dawson in sitting out the first half due to a pre-game incident. PSU held MSU to just 29 first half points on 40% shooting, but saw the Spartans explode for 52 in the second half. The Lions led 36-35 with 15:16 to play when Payne took over scoring 16 points in six minutes to give MSU a 54-44 lead with 9:11 to go. Marshall scored 22 and Newbill 18 in the second half as PSU cut a 16-point MSU lead to five, 71-66, with 2:06 to play but could get no closer. The two PSU guards combined to shoot 18-of-30 (60%) and score 56 points as the Lions shot 48% for the game and 19-of-27 at the foul line.

Michigan State 81 • 15-3, 4-1 BIG

#	Player	Total			3-Ptr			Rebounds			PF	TP	A	T	Blk	Stl	Min
		FG	FGA	FT	FTA	FT-FTA	Off	Def	Total								
02	Gauna, Alex	f	1-2	0-0	0-0	1	3	4	0	2	0	0	1	0	0	0	15
25	Nix, Derrick	c	5-5	0-0	2-5	2	3	5	1	12	4	2	0	0	0	0	31
11	Appling, Keith	g	3-11	1-4	5-6	0	2	2	4	12	2	2	1	0	1	34	
14	Harris, Gary	g	3-7	2-3	6-7	0	1	1	3	14	2	0	0	1	0	33	
45	Valentine, Geanzenl	g	1-5	0-1	0-0	0	3	3	2	2	2	0	0	2	0	18	
00	Byrd, Russell	g	1-2	1-2	0-0	0	0	0	0	3	0	0	0	0	0	6	
05	Payne, Adreian	g	6-9	1-1	7-10	3	4	7	2	20	0	0	0	0	0	17	
20	Costello, Matt	g	0-0	0-0	0-0	0	0	0	1	0	1	0	0	0	0	6	
20	Trice, Travis	g	4-11	2-6	1-1	1	2	2	11	3	1	0	1	0	1	26	
22	Dawson, Brandon	g	2-3	0-0	1-1	0	5	2	5	3	0	1	0	0	0	14	
Team								4								0	
Totals			26-55	7-17	22-30	7	26	33	18	81	17	7	3	5	200		
FG % 1st Half:		10-25	40.0%	2nd half:	16-30	53.3%	Game:		26-55	47.3%	Deadball Rebounds						
3FG % 1st Half:		5-12	41.7%	2nd half:	2-5	40.0%	Game:		7-17	41.2%	4						
FT % 1st Half:		4-6	66.7%	2nd half:	18-24	75.0%	Game:		22-30	73.3%							

Penn State 72 • 8-9, 0-5 BIG

#	Player	Total			3-Ptr			Rebounds			PF	TP	A	T	Blk	Stl	Min
		FG	FGA	FT	FTA	FT-FTA	Off	Def	Total								
10	Taylor, Brandon	f	0-6	0-5	0-0	0	5	5	4	0	1	1	0	1	0	28	
21	Borovnjak, Sasa	f	1-5	0-0	2-2	0	1	1	4	4	0	1	0	1	0	23	
43	Travis, Ross	f	1-2	0-0	0-0	0	3	3	1	2	0	1	0	1	0	26	
02	Newbill, D.J.	g	8-12	0-1	11-15	0	2	2	1	27	6	3	0	1	0	37	
11	Marshall, Jermaine	g	10-18	3-7	6-8	0	10	10	5	29	1	1	0	0	0	34	
14	Montminy, Kevin	g	1-1	0-0	0-0	0	0	0	2	2	0	0	0	0	0	5	
20	Colella, Nick	g	2-3	2-3	0-2	0	4	4	3	6	1	0	0	0	0	30	
25	Graham, Jon	g	1-2	0-0	0	3	0	3	3	2	0	0	0	0	0	9	
32	Ackerman, Pat	g	0-1	0-0	0-0	0	0	0	0	1	0	0	0	0	0	8	
Team								1								0	
Totals			24-50	5-16	19-27	4	26	30	23	72	9	8	1	4	200		
FG % 1st Half:		9-23	39.1%	2nd half:	15-27	55.6%	Game:		24-50	48.0%	Deadball Rebounds						
3FG % 1st Half:		1-7	14.3%	2nd half:	4-9	44.4%	Game:		5-16	31.3%	4						
FT % 1st Half:		6-7	85.7%	2nd half:	13-20	65.0%	Game:		19-27	70.4%							

Officials: Mike Sanzere, Ed Hightower, Donnie Epley
Technical fouls: Michigan State-None, Penn State-None.
Attendance: 6585

Score by periods	1st	2nd	Total
Michigan State	29	52	81
Penn State	25	47	72

Points	In Paint	Off	2nd	Fast	Bench
MSU	32	7	12	9	10
PSU	36	7	7	4	10

**NEBRASKA 68
PENN STATE 64**

Jan. 19, 2013 @ University Park, Pa.

PENN STATE LEADERS

Scoring Leader: Marshall (18)
Rebounding Leader: Newbill (7)
Assist Leader: Newbill (6)

Penn State used a 12-0 run to go from 10 down to up two, 43-41, on Nebraska with 11:56 to play, but faltered at the foul line down the stretch and saw the Huskers get a career high 29 points on 10-of-11 shooting from freshman Shavon Shields. Jermaine Marshall scored all of his team-leading 18 points in the second half as PSU challenged but saw NU rebuild a seven-point lead in part due to a perfect 16-of-16 performance at the foul line (14-14 in the second half). A Marshall three had PSU within three with 32 seconds to play when D.J. Newbill (11 pts) got a steal and NU was called for a flagrant foul which resulted in four free throws and PSU possession. PSU hit just 1-of-4 at the line and saw Marshall get fouled on the ensuing possession but go 0-of-2 at the foul line as Nebraska held on for the victory. PSU shot 38 percent and 15-24 (62.5%) at the foul line while NU hit 47% and got 15 points and three treys from Ray Gallegos.

Nebraska 68 • 10-9, 1-5

#	Player	Total			3-Ptr			Rebounds			PF	TP	A	T	Blk	Stl	Min
		FG	FGA	FT	FTA	FT-FTA	Off	Def	Total								
32	Almeida, Andre	c	0-1	0-0	0-0	0	0	3	3	1	0	0	1	1	0	9	
02	Rivers, David	g	2-7	0-1	0-0	1	0	1	0	2	4	0	0	0	1	23	
15	Gallegos, Ray	g	6-14	3-9	0-0	0	4	4	2	15	1	2	0	0	2	38	
24	Talley, Dylan	g	3-10	0-2	2-2	0	4	4	2	8	6	1	1	0	0	39	
31	Shields, Shavon	g	10-11	1-1	8-8	1	5	6	5	29	0	6	0	3	38		
03	Parker, Benny	g	0-1	0-0	0-0	0	1	1	2	0	2	0	0	2	18		
11	Tyrance, Jordan	g	0-0	0-0	0-0	0	1	1	2	0	0	0	0	0	4		
13	Ubel, Brandon	g	3-7	0-0	6-6	2	4	6	4	12	3	0	2	0	31		
Team								1								0	
Totals			24-51	4-13	16-16	5	22	27	20	68	12	11	4	8	200		
FG % 1st Half:		14-30	46.7%	2nd half:	10-21	47.6%	Game:		24-51	47.1%	Deadball Rebounds						
3FG % 1st Half:		3-9	33.3%	2nd half:	1-4	25.0%	Game:		4-13	30.8%	0						
FT % 1st Half:		2-2	100.0	2nd half:	14-14	100.0	Game:		16-16	100.0							

Penn State 64 • 8-10, 0-6

#	Player	Total			3-Ptr			Rebounds			PF	TP	A	T	Blk	Stl	Min
		FG	FGA	FT	FTA	FT-FTA	Off	Def	Total								
10	Taylor, Brandon	f	4-7	1-3	0-0	2	4	6	2	9	0	2	0	0	0	27	
21	Borovnjak, Sasa	f	4-6	0-0	0-0	2	3	5	8	2	1	0	1	0	25		
43	Travis, Ross	f	4-9	0-2	0-2	4	1	5	2	8	1	1	0	0	29		
02	Newbill, D.J.	g	3-11	0-3	5-9	2	5	7	3	11	6	6	1	0	33		
11	Marshall, Jermaine	g	5-12	2-7	6-8	0	2	2	18	1	2	2	0	2	39		
05	Jack, Donovan	g	0-0	0-0	0-0	0	0	0	1	0	1	0	1	0	3		
14	Montminy, Kevin	g	1-1	1-1	0-0	0	0	0	0	3	0	0	0	0	1		
20	Colella, Nick	g	1-5	1-4	3-3	1	5	6	0	6	0	1	0	1	31		
25	Graham, Jon	g	0-1	0-0	1-2	0	1	1	1	1	1	0	0	0	7		
32	Ackerman, Pat	g	0-1	0-0	0-0	0	0	0	1	0	0	0	0	0	5		
Team								3								0	
Totals			22-57	5-20	15-24	14	22	36	17	64	10	14	3	5	200		
FG % 1st Half:		10-28	35.7%	2nd half:	12-29	41.4%	Game:		22-57	38.6%	Deadball Rebounds						
3FG % 1st Half:		2-9	22.2%	2nd half:	3-11	27.3%	Game:		5-20	25.0%	0						
FT % 1st Half:		6-8	75.0%	2nd half:	9-16	56.3%	Game:		15-24	62.5%							

Officials: Mike Kitts, Tom O'Neil, Todd Williams
Technical fouls: Nebraska-None, Penn State-None.
Attendance: 9883
Flagrant-1 foul on Nebraska #13 at 24:6 of second half.

Score by periods	1st	2nd	Total
Nebraska	33	35	68
Penn State	28	36	64

Points	In Paint	Off	2nd	Fast	Bench
NEB	30	16	0	12	10
PSU	26	15	17	2	10

**No. 7/8 INDIANA 72
PENN STATE 49**

Jan. 23, 2013 @ Bloomington, Ind.

PENN STATE LEADERS

Scoring Leader: Newbill (18)
Rebounding Leader: Newbill (7)
Assist Leader: Marshall (2)

Penn State fell to a Hoosier team that hit its first six three-pointers of the second half and was shooting at a 73 percent clip through the first 15 minutes of the second period to open up a 20-point margin. D.J. Newbill posted 18 points, seven rebounds and four steals while helping to force 18 IU turnovers to keep the Hoosiers from completely running away. Penn State committed 18 turnovers of its own, eight coming from Newbill in 39 minutes of action against the Hoosier press. Penn State trailed by 14, 33-19, at the half as IU shot just 37%, but saw that lead jump to 22 in the opening minute of the second half as the Hoosiers hit a pair of threes and jumped to an 8-0 run. Five Hoosiers scored in double figures led by Victor Oladipo's 19. IU went 11-of-20 from three on the game, but hit just 21-of-37 from the foul line. Penn State committed a season high 29 fouls and saw three players foul out. The Lions shot just 33% for the game and 2-of-15 from three.

Penn State 49 • 8-11, 0-7

#	Player	Total			3-Ptr			Rebounds			PF	TP	A	T	Blk	Stl	Min
		FG	FGA	FT	FTA	FT-FTA	Off	Def	Total								
10	Taylor, Brandon	f	0-6	0-3	0-0	1	2	3	5	0	1	1	0	23			
21	Borovnjak, Sasa	f	1-5	0-0	2-2	1	1	2	5	4	0	1	0	1	19		
02	Newbill, D.J.	g	7-17	0-2	4-6	1	6	7	1	18	1	8	1	4	39		
11	Marshall, Jermaine	g	5-11	1-5	1-2	1	5	6	1	3	0	0	0	0	28		
20	Colella, Nick	g	0-1	0-1	1-2	1	2	3	4	1	0	1	0	2	31		
01	Maduegunbunam, Akosa	g	0-0	0-0	0-0	0	0	0	0	0	0	0	0	0	1		
05	Jack, Donovan	g	0-3	0-0	0-0	0	0	0	0	3	0	1	1</				



IOWA 76 PENN STATE 67

Jan. 31, 2013 @ Iowa City, Iowa

PENN STATE LEADERS

Scoring Leader: Newbill (20) Rebounding Leader: Newbill & Travis (6) Assist Leader: Newbill & Marshall (4)

D.J. Newbill recorded his seventh 20-point game of the season and Penn State logged its most points in a Big Ten game on the year, but couldn't overcome 18 turnovers and a 23-point scoring deficit at the foul line. Iowa went 31-of-39 at the foul stripe led by a 10-of-11 performance from Aaron White on his way to 27 points. Newbill posted 20 points, six rebounds and four assists and Jermaine Marshall added 15 points for a PSU team that shot 39 percent and 14-of-16 from the foul line. PSU led 10-3 early but suffered a five-minute scoring drought and saw Iowa use a 14-0 run to seize a 17-10 lead. Iowa led by eight at the half. The Lions trailed by 11 when they used an 8-0 run early in the second half to close within three, but Iowa rebuilt a double-digit lead mostly at the foul line and led by as many as 15. PSU close with seven, 69-62, late but White converted a three-point play and drew a flagrant foul call on a break-away that ended the threat.

Penn State 67 • 8-13, 0-9

Table with columns: # Player, FG-FGA, 3-PT, FT-FTA, Rebounds (Off Def Tot), PF, TP, A TO Blk Stl, Min. Rows include Taylor, Brandon; Borovnjak, Sasa; Newbill, D.J.; Marshall, Jermaine; Collea, Nick; Jack, Donovan; Montgomery, Kevin; Graham, Jon; Ackerman, Pat; Travis, Ross; Team.

Totals 23-58 7-23 14-16 13 19 32 26 67 10 18 4 8 200 FG % 1st Half: 9-26 34.6% 2nd half: 14-32 43.8% Game: 23-58 39.7%

3FG % 1st Half: 3-12 25.0% 2nd half: 4-11 36.4% Game: 7-23 30.4%

FT % 1st Half: 5-6 83.3% 2nd half: 9-10 90.0% Game: 14-16 87.5%

Iowa 76 • 14-7, 3-5

Table with columns: # Player, FG-FGA, 3-PT, FT-FTA, Rebounds (Off Def Tot), PF, TP, A TO Blk Stl, Min. Rows include Basabe, Melsahn; Marble, Roy Devyn; White, Aaron; Woodbury, Adam; Gesell, Mike; Olaseni, Gabriel; Oglesby, Josh; Clemmons, Anthony; McCabe, Zach; May, Eric; Team.

Totals 20-50 5-21 31-39 14 24 38 15 76 18 14 6 11 200 FG % 1st Half: 11-28 39.3% 2nd half: 9-22 40.9% Game: 20-50 40.0%

3FG % 1st Half: 2-10 20.0% 2nd half: 3-11 27.3% Game: 5-21 23.8%

FT % 1st Half: 1-1 100.0% 2nd half: 3-2 150.0% Game: 31-39 79.5%

Officials: Lamont Simpson, Mark Whitehead, Steve McClunkins

Technical fouls: Penn State-None, Iowa-Basabe, Melsahn.

Attendance: 13369

Fouled out - Penn State: Taylor (3:54)

Score by periods table with columns: Penn State, Iowa, 1st, 2nd, Total.

Last FG - PSU 2nd-00:16, IOWA 2nd-01:42. Largest lead - PSU by 7 1st-16:56, IOWA by 15 2nd-11:33

Score tied - 1 time. Lead changed - 1 time.

PURDUE 58 PENN STATE 49

Feb. 5, 2013 @ University Park, Pa.

PENN STATE LEADERS

Scoring Leader: Newbill (17) Rebounding Leader: Travis (8) Assist Leader: Newbill (7)

Penn State used a 17-4 run to build its largest lead in Big Ten play, 21-12, late in the first half and held Purdue without a three and to a Big Ten opponent low of 58 points, but couldn't overcome another tough shooting night in dropping its 10th straight game. D.J. Newbill led the Lions with 17 points and a career high tying seven assists while playing all 40 minutes, but was the only Penn State player to reach double figures as second leading scorer Jermaine Marshall struggled hitting 2-of-14 for seven points. PSU shot 30 percent and 2-of-20 from three and was out-scored 18-9 at the foul line by a Purdue team that shot 40 percent and was 0-0 from three. Ronnie Johnson led Purdue with 16 points as the small, quick guard gave PSU's bigger guards trouble. Fellow freshman A.J. Hammons had 15 points and 12 rebounds and was a major factor in fouling out three Lions, including posts Jon Graham and Sasa Borovnjak, and Purdue getting to the foul line 29 times.

Purdue 58 • 12-11, 5-5 B1G

Table with columns: # Player, FG-FGA, 3-PT, FT-FTA, Rebounds (Off Def Tot), PF, TP, A TO Blk Stl, Min. Rows include Hammons, A.J.; Johnson, Terone; Johnson, Ronnie; Byrd, D.J.; Davis, Ropheal; Johnson, Anthony; Troya, Stephen; Hale, Donnie; Carroll, Travis; Marcus, Sandi; Team.

Totals 20-49 0-10 18-29 8 34 42 14 58 8 10 5 3 200 FG % 1st Half: 9-25 36.0% 2nd half: 11-24 45.8% Game: 20-49 40.8%

3FG % 1st Half: 0-8 0.0% 2nd half: 0-2 0.0% Game: 0-10 0.0%

FT % 1st Half: 6-8 75.0% 2nd half: 12-21 57.1% Game: 18-29 62.1%

Penn State 49 • 8-14, 0-10 B1G

Table with columns: # Player, FG-FGA, 3-PT, FT-FTA, Rebounds (Off Def Tot), PF, TP, A TO Blk Stl, Min. Rows include Taylor, Brandon; Borovnjak, Sasa; Newbill, D.J.; Marshall, Jermaine; Collea, Nick; Maduegbunam, Akosa; Jack, Donovan; Graham, Jon; Travis, Ross; Team.

Totals 19-62 2-20 9-13 11 26 37 24 49 10 8 1 4 200 FG % 1st Half: 11-34 32.4% 2nd half: 8-28 28.6% Game: 19-62 30.6%

3FG % 1st Half: 2-10 20.0% 2nd half: 0-10 0.0% Game: 2-20 10.0%

FT % 1st Half: 1-1 100.0% 2nd half: 8-12 66.7% Game: 9-13 69.2%

Officials: Bo Boroski, Gene Steratore, Jim Schipper

Technical fouls: Purdue-None, Penn State-None.

Attendance: 6279

Score by periods table with columns: Purdue, Penn State, 1st, 2nd, Total.

Last FG - PUR 2nd-02:26, PSU 2nd-00:12. Largest lead - PUR by 12 2nd-07:57, PSU by 9 1st-05:46.

Score tied - 5 times. Lead changed - 3 times.

NEBRASKA 67 PENN STATE 53

Feb. 9, 2013 @ Lincoln, Neb.

PENN STATE LEADERS

Scoring Leader: Newbill (17) Rebounding Leader: Travis (13) Assist Leader: Newbill (2)

Penn State shot 20% in the first half and 29% for the game and committed 28 fouls to send Nebraska to the line 41 times in dropping its 16th straight road game. PSU's 14 field goals and three assists marked a low under Patrick Chambers. D.J. Newbill (17) and Jermaine Marshall (16) led the Lions in scoring, but didn't make a field goal until 13 minutes remained in the game. Penn State made 23-of-32 free throws to stay in the game, but Nebraska hit 32-of-41 to pull away. PSU used a 13-3 run to take a 15-11 lead but suffered through an 11-minute drought without a field goal and saw NU put together an 18-4 run to lead 29-19. It was 33-26 at the half. Nebraska opened the second period with an 8-0 run to lead by 15. The Lions got one field over 18 minutes panning halftime. NU built an 18-point second half lead, scoring 20 of its 34 second half points at the foul line. Ross Travis tied a career high with 13 rebounds and Alan Wisniewski had career highs of six point and eight boards for PSU.

Penn State 53 • 8-15, 0-11

Table with columns: # Player, FG-FGA, 3-PT, FT-FTA, Rebounds (Off Def Tot), PF, TP, A TO Blk Stl, Min. Rows include Taylor, Brandon; Borovnjak, Sasa; Travis, Ross; Newbill, D.J.; Collea, Nick; Maduegbunam, Akosa; Marshall, Jermaine; Montgomery, Kevin; Graham, Jon; Ackerman, Pat; Wisniewski, Alan; Team.

Totals 14-48 2-10 23-32 13 26 39 28 53 3 14 1 5 200 FG % 1st Half: 5-25 20.0% 2nd half: 9-23 39.1% Game: 14-48 29.2%

3FG % 1st Half: 0-3 0.0% 2nd half: 2-8 28.6% Game: 2-10 20.0%

FT % 1st Half: 16-21 76.2% 2nd half: 7-11 63.6% Game: 23-32 71.9%

Nebraska 67 • 12-12, 3-8

Table with columns: # Player, FG-FGA, 3-PT, FT-FTA, Rebounds (Off Def Tot), PF, TP, A TO Blk Stl, Min. Rows include Ubel, Brandon; Shields, Shavon; Rivers, David; Gallegos, Ray; Talley, Dylan; Parker, Benny; Tyrance, Jordan; Vucetic, Sergej; Almeida, Andre; Team.

Totals 15-46 5-18 32-41 11 29 40 23 67 11 8 6 5 200 FG % 1st Half: 9-26 34.6% 2nd half: 6-20 30.0% Game: 15-46 32.6%

3FG % 1st Half: 3-8 37.5% 2nd half: 2-10 20.0% Game: 5-18 27.8%

FT % 1st Half: 12-15 80.0% 2nd half: 20-26 76.9% Game: 32-41 78.0%

Officials: Terry Wymer, Ray Perone, Larry Scirocco

Technical fouls: Penn State-None, Nebraska-None.

Attendance: 10853

Actual Attendance: 8,742

Score by periods table with columns: Penn State, Nebraska, 1st, 2nd, Total.

Last FG - PSU 2nd-00:13, NEB 2nd-01:34. Largest lead - PSU by 4 1st-10:15, NEB by 18 2nd-10:06.

Score tied - 2 times. Lead changed - 2 times.

IOWA 74 PENN STATE 72

Feb. 14, 2013 @ University Park, Pa.

PENN STATE LEADERS

Scoring Leader: Newbill (26) Rebounding Leader: Newbill (8) Assist Leader: Marshall (10)

For the first time in Big Ten play Penn State had three scorers reach double-figures and the Lions shot season's best 47.1% from three while tying a season high with eight threes, but couldn't overcome a 20-10 scoring advantage at the foul line and 40-29 advantage on the boards, falling 74-72. D.J. Newbill led the Lions with 26 points, a career-best 3-of-5 from three, and eight rebounds while defending Iowa's hot scorers. Jermaine Marshall added 14 points and a career high 10 assists and Sasa Borovnjak posted a career-best 14 points in a Big Ten game. Iowa was led by 22 points from Roy Devyn Marble. The Hawkeyes built a 12-point second half lead with an 11-0 run and four-minute PSU scoring drought. The Lions used a 10-1 run to get within three, 62-59, with 6:29 to play. The Lions trailed 70-68 with 1:13 to play and missed on two opportunities to tie or take the lead before Iowa closed the game out with 4-of-6 at the foul line.

Iowa 74 • 16-9, 5-7

Table with columns: # Player, FG-FGA, 3-PT, FT-FTA, Rebounds (Off Def Tot), PF, TP, A TO Blk Stl, Min. Rows include Basabe, Melsahn; White, Aaron; Woodbury, Adam; Marble, Roy Devyn; Gesell, Mike; Olaseni, Gabriel; Oglesby, Josh; Clemmons, Anthony; McCabe, Zach; May, Eric; Team.

Totals 24-54 6-21 20-26 14 26 40 19 74 15 13 7 5 200 FG % 1st Half: 14-32 43.8% 2nd half: 10-22 45.5% Game: 24-54 44.4%

3FG % 1st Half: 4-14 28.6% 2nd half: 2-7 28.6% Game: 6-21 28.6%

FT % 1st Half: 6-6 100.0% 2nd half: 14-20 70.0% Game: 20-26 76.9%

Penn State 72 • 8-16, 0-12

Table with columns: # Player, FG-FGA, 3-PT, FT-FTA, Rebounds (Off Def Tot), PF, TP, A TO Blk Stl, Min. Rows include Borovnjak, Sasa; Travis, Ross; Newbill, D.J.; Marshall, Jermaine; Collea, Nick; Taylor, Brandon; Montgomery, Kevin; Graham, Jon; Wisniewski, Alan; Team.

Totals 27-61 8-17 10-15 9 20 29 19 72 17 6 4 7 200 FG % 1st Half: 14-31 45.2% 2nd half: 13-30 43.3% Game: 27-61 44.3%

3FG % 1st Half: 4-10 40.0% 2nd half: 4-7 57.1% Game: 10-17 47.1%

FT % 1st Half: 2-2 100.0% 2nd half: 8-13 61.5% Game: 8-15 66.7%

Officials: Mike Kitts, Glenn Mayborg, Larry Scirocco

Technical fouls: Iowa-None, Penn State-None.

Attendance: 7636

Flagrant-1 Foul on PSU #21 at 10:36 2nd Half

Score by periods table with columns: Iowa, Penn State, 1st, 2nd, Total.

Last FG - IOWA 2nd-03:53, PSU 2nd-00:05. Largest lead - IOWA by 12 2nd-10:36, PSU by 6 1st-09:16.

Score tied - 6 times. Lead changed - 8 times.



No. 4/5 MICHIGAN 79 PENN STATE 71

Feb. 17, 2013 @ Ann Arbor, Mich.

PENN STATE LEADERS

Scoring Leader: Marshall & Borovnjak (17)

Rebounding Leader: Travis (10)

Assist Leader: Newbill (5)

Penn State led for 15 minutes of the first half, was tied at 32 at the break and was within one, 55-54, with nine minutes to play but couldn't overcome a season high 29 points from UM's Trey Burke and a career best 21 from freshman Glenn Robinson III, falling 79-71 in Ann Arbor. A career high 17 points and three assists from Sasa Borovnjak and 17 from Jermaine Marshall led a PSU team that had a Big Ten season best four players score in double-figures, including a double-double of 11 points and 10 rebounds from Ross Travis. The Lions led by as many as eight in the first half. Michigan opened the second half with a 6-0 run, but PSU fired right back and tied the game at 38. UM scored 47 second half points, but never led by more than nine as PSU responded to several runs. A 9-2 PSU run had the Lions down one midway through the half. PSU battled within a six to eight point margin in the final five minutes but couldn't cut the lead below that.

Penn State 71 • 8-17 (0-13)

#	Player	Total			3-Ptr			Rebounds			PF	TP	A	TO	Blk	Stl	Min.
		FG	FGA	FT	FTA	FG	FGA	FT	FTA	Off							
21	Borovnjak, Sasa	f	7-9	0-0	3-3	2	2	4	1	7	3	1	0	0	0	31	
43	Travis, Ross	f	4-10	0-0	3-4	1	9	10	3	11	1	1	0	0	38		
02	Newbill, D.J.	g	4-12	1-2	2-3	1	2	3	4	11	5	4	0	0	30		
11	Marshall, Jermaine	g	5-14	1-6	6-6	3	4	7	4	17	1	3	0	2	31		
20	Colella, Nick	g	3-5	2-4	1-1	1	5	6	5	9	4	1	0	0	36		
10	Taylor, Brandon	g	2-5	2-5	0-0	1	1	2	1	6	0	0	0	0	15		
14	Montminy, Kevin	g	0-1	0-1	0-0	0	1	1	2	0	0	0	0	0	6		
25	Graham, Jon	g	5-9	2-6	6-6	0	1	1	0	11	1	1	0	0	9		
34	Wisniewski, Alan	g	0-0	0-0	0-0	0	0	0	0	1	0	1	0	0	4		
Team			25-57	6-18	15-17	10	25	35	25	71	15	13	1	2	200		

FG % 1st Half: 11-24 45.8% 2nd half: 14-33 42.4% Game: 25-57 43.9%
 3FG % 1st Half: 2-6 33.3% 2nd half: 4-12 33.3% Game: 6-18 33.3%
 FT % 1st Half: 8-10 80.0% 2nd half: 7-7 100.0% Game: 15-17 88.2%

Michigan 79 • 22-4 (9-4)

#	Player	Total			3-Ptr			Rebounds			PF	TP	A	TO	Blk	Stl	Min.
		FG	FGA	FT	FTA	FG	FGA	FT	FTA	Off							
01	Robinson III, Glenn	f	6-6	0-0	9-11	3	7	10	3	21	0	1	0	0	0	33	
52	Morgan, Jordan	f	0-1	0-0	0-0	1	1	2	3	0	0	1	0	0	0	7	
03	Burke, Trey	g	9-16	3-4	8-9	0	3	3	21	29	5	0	0	2	29		
10	Hardaway Jr, Tim	g	3-11	1-6	1-4	0	2	3	8	1	0	1	0	0	30		
11	Stauskas, Nik	g	5-9	2-6	6-6	0	1	1	0	18	4	2	0	0	34		
02	Albrecht, Spike	g	0-0	0-0	0-0	0	0	0	0	0	0	0	0	0	3		
04	McGary, Mitch	g	0-4	0-0	0-1	2	1	3	2	0	1	2	0	0	20		
13	Vogrich, Matt	g	0-0	0-0	2-2	0	0	0	0	2	0	0	0	0	5		
15	Horford, Jon	g	0-2	0-0	0-0	0	1	2	0	0	0	0	0	1	16		
23	LeVert, Caris	g	0-2	0-2	1-2	0	0	0	0	1	0	0	0	0	9		
44	Bielefeld, Max	g	0-0	0-0	0-0	1	0	1	0	0	0	0	0	0	4		
Team			23-49	6-18	27-35	7	22	29	15	79	12	6	2	4	200		

FG % 1st Half: 9-25 36.0% 2nd half: 14-24 58.3% Game: 23-49 46.9%
 3FG % 1st Half: 2-9 22.2% 2nd half: 4-11 37.0% Game: 6-18 33.3%
 FT % 1st Half: 12-16 75.0% 2nd half: 15-19 78.9% Game: 27-35 77.1%

Officials: John Higgins, D.J. Cartensen, Mike Eades
 Technical fouls: Penn State-None, Michigan-None.
 Attendance: 12693

Score by periods			1st	2nd	Total	Points	In	Off	2nd	Fast	Bench
Penn State	Michigan		39	71		PSU	MI	CH	QU	BRK	
			32	47	79	30	35	10	9	6	6

Last FG - PSU 2nd-06:26, MICH 2nd-02:00.
 Largest lead - PSU by 8 1st-11:00, MICH by 9 2nd-12:42.
 Score tied - 4 times.
 Lead changed - 3 times.

ILLINOIS 64 PENN STATE 59

Feb. 21, 2013 @ Champaign, Ill.

PENN STATE LEADERS

Scoring Leader: Marshall (20)

Rebounding Leader: Borovnjak & Travis (6)

Assist Leader: Newbill (5)

Penn State out-shot (43%-39%), out-rebounded (34-25) and made more threes (8-7) than the Illini while getting 20 points from Jermaine Marshall and a career high equalling 17 from Sasa Borovnjak but couldn't overcome a 14-point scoring deficit at the foul line (23-9) and 16 turnovers in falling, 64-59, in Champaign. The Lions were whittled for a season-high 31 fouls and Illinois held a 36-16 free throw advantage. Penn State took an early 9-2 lead and led for most of the first 10 minutes. Illinois closed the first half on a 14-5 run to lead 29-20 at the half. Penn State used a 10-2 run to start the second to get within one. Illinois stretched its lead back to eight, but the Lions would play within a four to six point margin for most of the last seven minutes, getting within three twice, the last time on a Marshall three with four seconds to play. D.J. Richardson (18) and Brandon Paul (16) led Illinois which scored its final nine points at the foul line.

Penn State 59 • 8-18, 0-14

#	Player	Total			3-Ptr			Rebounds			PF	TP	A	TO	Blk	Stl	Min.
		FG	FGA	FT	FTA	FG	FGA	FT	FTA	Off							
21	Borovnjak, Sasa	f	7-10	0-0	3-6	2	4	6	4	17	0	1	1	0	31		
43	Travis, Ross	f	2-8	0-1	0-0	0	3	3	6	4	2	2	1	1	35		
02	Newbill, D.J.	g	4-14	2-5	2-5	3	0	3	4	12	5	7	0	1	39		
11	Marshall, Jermaine	g	6-11	4-8	4-4	0	4	4	3	20	3	2	0	1	36		
20	Colella, Nick	g	2-3	2-3	0-0	0	2	2	4	6	1	1	0	0	28		
01	Madusogunnam, Akosa	g	0-0	0-0	0-0	0	0	0	0	0	0	0	0	0	1		
10	Taylor, Brandon	g	0-2	0-2	0-0	1	2	3	4	0	0	1	0	1	16		
14	Montminy, Kevin	g	0-0	0-0	0-0	0	1	1	5	0	0	1	0	0	3		
25	Graham, Jon	g	0-0	0-0	0-1	1	3	4	1	0	0	0	0	0	9		
34	Wisniewski, Alan	g	0-0	0-0	0-0	0	0	0	0	1	0	0	0	0	2		
Team			21-48	8-19	9-16	11	23	34	31	59	11	16	2	4	200		

FG % 1st Half: 8-18 44.4% 2nd half: 13-30 43.3% Game: 21-48 43.8%
 3FG % 1st Half: 1-5 20.0% 2nd half: 7-14 50.0% Game: 8-19 42.1%
 FT % 1st Half: 3-8 37.5% 2nd half: 6-8 75.0% Game: 9-16 56.3%

Illinois 64 • 20-8, 7-7

#	Player	Total			3-Ptr			Rebounds			PF	TP	A	TO	Blk	Stl	Min.
		FG	FGA	FT	FTA	FG	FGA	FT	FTA	Off							
00	McLaurin, Sam	f	1-3	0-0	4-7	3	2	5	3	6	0	0	1	0	28		
32	Egwu, Nnanna	c	2-3	0-0	3-4	0	2	2	3	7	0	2	0	1	25		
01	Richardson, D.J.	g	4-11	2-7	8-9	0	3	3	18	3	2	0	0	0	37		
02	Bertrand, Joseph	g	2-4	1-3	1-2	0	2	2	3	6	0	1	0	0	24		
03	Paul, Brandon	g	5-13	3-7	3-8	0	3	3	16	0	0	2	0	2	33		
13	Abrams, Tracy	g	1-4	0-3	1-2	0	1	1	2	3	3	3	0	0	26		
20	Henry, Myke	g	2-4	1-3	2-2	0	0	0	3	7	0	1	0	0	10		
42	Griffey, Tyler	g	0-1	0-1	1-2	0	2	2	2	1	0	2	0	0	17		
Team			17-43	7-24	23-36	6	19	25	21	64	8	11	1	5	200		

FG % 1st Half: 8-22 36.4% 2nd half: 13-31 42.3% Game: 17-43 39.5%
 3FG % 1st Half: 4-12 33.3% 2nd half: 3-12 25.0% Game: 7-24 29.2%
 FT % 1st Half: 9-15 60.0% 2nd half: 14-21 66.7% Game: 23-36 63.9%

Officials: Ed Hightower, Brian Dorsey, Terry Oglesby
 Technical fouls: Penn State-None, Illinois-None.
 Attendance: 14356

Score by periods			1st	2nd	Total	Points	In	Off	2nd	Fast	Bench
Penn State	Illinois		20	39	59	PSU	ILL	QU	BRK		
			29	35	64	12	14	3	4	0	0

Last FG - PSU 2nd-00:04, ILL 2nd-02:26.
 Largest lead - PSU by 7 1st-13:58, ILL by 9 1st-01:01.
 Score tied - 4 times.
 Lead changed - 2 times.

PENN STATE 84 No. 4 MICHIGAN 78

Feb. 27, 2013 @ University Park, Pa.

PENN STATE LEADERS

Scoring Leader: Marshall (25)

Rebounding Leader: Travis (12)

Assist Leader: Newbill (5)

Penn State trailed by 15 with 10:39 to play, but out-scored Michigan 33-12 the remainder of the game and used a season-high 10 threes on 10-of-20 from the arc to upset the No. 4-ranked Wolverines, the highest ranked opponent ever beaten in the Jordan Center. Jermaine Marshall made a career best six threes (6-10) for 25 points to lead a Lion team that used a 3/4 court trap to grab nine steals, force 15 UM turnovers and turn those into 20 points. Ross Travis had career-bests of 15 points, four assists and four steals and added 12 rebounds. D.J. Newbill posted 17 points and with Travis hounded Michigan's Trey Burke all night. Burke scored 18 and Tim Hardaway, Jr. 19 to lead the Wolverines. Three straight threes, two from Marshall and one from Newbill, cut a 10-point lead to five. Travis' steal and lay-up and a Marshall three were part of an 11-0 run that put the Lions up, 77-74, for the first time since the 16:21 mark of the first. Michigan was held without a field goal the final 6:30.

Michigan 78 • 23-5, 10-5

#	Player	Total			3-Ptr			Rebounds			PF	TP	A	TO	Blk	Stl	Min.
		FG	FGA	FT	FTA	FG	FGA	FT	FTA	Off							
01	Robinson III, Glenn	f	3-8	0-2	2-2	2	4	6	3	8	2	0	0	0	1	36	
52	Morgan, Jordan	f	5-6	0-0	1-4	3	2	5	3	11	0	0	0	0	24		
03	Burke, Trey	g	5-10	1-4	7-8	1	7	1	18	6	6	0	1	39			
10	Hardaway Jr, Tim	g	8-16	2-7	1-2	0	7	4	19	3	2	1	0	34			
11	Stauskas, Nik	g	5-9	2-4	0-0	2	6	8	2	12	1	5	0	2	29		
02	Albrecht, Spike	g	0-1	0-1	0-0	0	0	0	1	0	1	1	0	1	7		
04	McGary, Mitch	g	2-3	0-0	2-2	3	0	3	1	4	0	0	0	1	8		
13	Vogrich, Matt	g	0-0	0-0	0-0	0	0	0	0	0	0	0	0	0	0		
15	Horford, Jon	g	2-2	0-0	2-2	3	1	4	2	6	0	0	0	1	11		
23	LeVert, Caris	g	0-3	0-2	0-0	0	2	2	4	0	0	0	0	0	12		
Team			30-58	5-20	13-20	14	23	37	21	78	13	15	1	6	200		

FG % 1st Half: 15-28 53.6% 2nd half: 15-30 50.0% Game: 30-58 51.7%
 3FG % 1st Half:



**PENN STATE 66
NORTHWESTERN 59**

March 7, 2013 @ Evanston, Ill.

PENN STATE LEADERS

Scoring Leader: Marshall & Newbill (18)
Rebounding Leader: Borovnjak (10)
Assist Leader: Colella (4)

**PENN STATE vs.
NO. 22 WISCONSIN**

March 10, 2013 @ University Park, Pa.

PENN STATE LEADERS

Scoring Leader: --
Rebounding Leader: --
Assist Leader: --

Penn State ended a nearly two year drought in Big Ten road games with a 66-59 victory at Northwestern to mark the first Big Ten road win under Patrick Chambers. PSU dominated the start to each half opening the game on a 12-0 run and the second half on a 7-0 run to stake double-digit leads in both halves. PSU shot 48%, won the rebounding 38-23 and got 10 steals while dominating the paint scoring 28-12. Jermaine Marshall and D.J. Newbill each scored 18 points and Sasa Borovnjak posted his best game as a Lion with 15 points and 10 rebounds. The Lions led 34-30 at the half and built a 12-point second half lead before NU got five second half threes from Alex Marcotullio, who led NU with 22 points, to take a 54-53 lead with 6:15 to play. Borovnjak and Newbill responded for PSU which rebuilt a 59-54 lead and never trailed again. PSU led for virtually the entire game, building 12-point leads in each half before NU runs tightened the game.

Penn State 66 • 10-19, 2-15

#	Player	Total		3-Ptr	Rebounds		PF	TP	A	TO	Blk	Stl	Min.		
		FG	FGA		FT	FTA								Off	Def
43	Travis, Ross	f	0-1	0-0	8-12	2	7	9	3	8	2	2	0	2	32
21	Borovnjak, Sasa	c	5-8	0-0	5-7	3	7	10	4	15	0	2	0	0	34
11	Marshall, Jermaine	g	7-13	3-7	1-2	0	5	5	0	18	3	3	1	1	36
2	Newbill, D.J.	g	8-14	2-3	0-2	0	0	0	3	18	3	7	0	2	36
20	Colella, Nick	g	2-5	2-4	1-2	1	1	2	4	7	4	0	0	4	39
10	Taylor, Brandon		0-2	0-2	0-0	1	2	3	0	0	0	0	1	0	11
14	Montminy, Kevin		0-1	0-1	0-0	0	0	0	0	0	0	0	1	5	
25	Graham, Jon		0-0	0-0	0-0	1	0	1	2	0	0	2	0	2	
32	Ackerman, Pat		0-1	0-0	0-0	0	0	0	1	0	0	0	0	4	
34	Wisniewski, Alan		0-0	0-0	0-0	0	0	0	0	0	0	1	0	1	
Team					2		5		8						
Totals			22-45	7-17	15-25	10	28	38	17	66	12	16	3	10	200

FG % 1st Half: 11-23 47.8% 2nd half: 11-22 50.0% Game: 22-45 48.9% Deadball
 3FG % 1st Half: 5-10 50.0% 2nd half: 2-7 28.6% Game: 7-17 41.2% Rebounds
 FT % 1st Half: 7-11 63.6% 2nd half: 8-14 57.1% Game: 15-25 60.0%

Northwestern 59 • 13-17, 4-13

#	Player	Total		3-Ptr	Rebounds		PF	TP	A	TO	Blk	Stl	Min.		
		FG	FGA		FT	FTA								Off	Def
13	Abrahamson, Kale	f	2-5	1-3	0-0	0	4	4	1	5	0	0	0	0	28
22	Olah, Alex	c	2-7	0-0	1-2	1	4	5	2	5	2	0	0	0	24
11	Hearn, Reggie	g	2-8	0-2	7-7	1	4	5	5	11	4	2	0	1	34
3	Sobolewski, Dave	g	2-10	1-5	3-3	0	1	1	5	8	4	4	0	1	36
4	Marcotullio, Alex	g	6-9	6-9	4-4	0	1	1	2	22	3	5	0	1	34
0	Jimenez, Omar		0-0	0-0	0-0	0	0	0	0	0	0	0	0	0+	
10	Turner, Mike		1-2	0-0	1-1	1	0	1	1	3	0	1	0	4	16
14	Demps, Tre		2-7	0-4	1-2	0	0	0	1	5	2	2	0	1	25
15	Montgomery, III, J.		0-1	0-0	0-0	1	1	2	2	0	0	1	1	0	3
Team					1		3		4						
Totals			17-49	8-23	17-19	5	18	23	19	59	15	15	1	8	200

FG % 1st Half: 8-22 36.4% 2nd half: 9-27 33.3% Game: 17-49 34.7% Deadball
 3FG % 1st Half: 3-8 37.5% 2nd half: 5-15 33.3% Game: 8-23 34.8% Rebounds
 FT % 1st Half: 11-12 91.7% 2nd half: 6-7 85.7% Game: 17-19 89.5%

Officials: Lamont Simpson, Ray Perone, Terry Oglesby
 Technical fouls: Penn State-None. Northwestern-None.
 Attendance: 5517

Marcotullio - new career high in scoring (previous-18 vs. Minnesota, 3/2/11)

Score by periods	1st		2nd		Total
	PSU	NU	PSU	NU	
Penn State	34	32	66		
Northwestern	30	29	59		

Last FG - PSU 2nd-01:33, NU 2nd-00:04.
 Largest lead - PSU 12 1st-15:21 NU 11 2nd-04:47

Score tied - 2 times.
 Lead changed - 8 times.

BIG TEN TOURNAMENT

March 14, 2013 @ Chicago, Ill.

PENN STATE LEADERS

Scoring Leader: --
Rebounding Leader: --
Assist Leader: --

BIG TEN TOURNAMENT

March 15, 2013 @ Chicago, Ill.

PENN STATE LEADERS

Scoring Leader: --
Rebounding Leader: --
Assist Leader: --



2012-13 Penn State Men's Basketball
 Penn State Combined Team Statistics (as of Mar 08, 2013)
 All games



RECORD:	OVERALL	HOME	AWAY	NEUTRAL
ALL GAMES	10-19	8-8	1-9	1-2
CONFERENCE	2-15	1-7	1-8	0-0
NON-CONFERENCE	8-4	7-1	0-1	1-2

#	Player	gp-gs	min	avg	Total		3-Point		F-Throw		Rebounds				pf	dq	a	to	blk	stl	pts	avg
					fg-fga	fg%	3fg-fga	3fg%	ft-fga	ft%	off	def	tot	avg								
23	Frazier, Tim	4-4	130	32.5	15-42	.357	2-11	.182	33-39	.846	9	9	18	4.5	8	0	15	12	1	9	65	16.3
02	Newbill, D.J.	29-29	1053	36.3	156-390	.400	19-72	.264	131-192	.682	45	104	149	5.1	84	2	117	115	7	35	462	15.9
11	Marshall, Jermaine	29-28	997	34.4	142-361	.393	56-165	.339	103-136	.757	13	118	131	4.5	91	5	72	78	19	44	443	15.3
21	Borovnjak, Sasa	29-21	674	23.2	83-155	.535	0-1	.000	45-67	.672	43	64	107	3.7	90	5	15	33	13	13	211	7.3
43	Travis, Ross	29-25	900	31.0	71-210	.338	5-40	.125	52-80	.650	62	145	207	7.1	76	4	18	41	11	18	199	6.9
10	Taylor, Brandon	29-18	605	20.9	59-171	.345	32-111	.288	10-14	.714	25	74	99	3.4	83	4	8	31	13	9	160	5.5
20	Colella, Nick	29-12	760	26.2	36-103	.350	31-88	.352	14-22	.636	13	58	71	2.4	84	4	32	19	0	22	117	4.0
25	Graham, Jon	29-8	404	13.9	21-63	.333	0-0	.000	15-22	.682	34	48	82	2.8	67	2	6	15	24	3	57	2.0
05	Jack, Donovan	17-0	112	6.6	11-23	.478	1-2	.500	6-9	.667	5	12	17	1.0	17	0	0	7	3	2	29	1.7
14	Montminy, Kevin	21-0	65	3.1	7-15	.467	4-11	.364	2-5	.400	4	4	8	0.4	14	1	0	2	1	2	20	1.0
32	Ackerman, Pat	12-0	55	4.6	4-10	.400	0-0	.000	0-0	.000	1	0	1	0.1	17	0	1	2	0	1	8	0.7
34	Wisniewski, Alan	11-0	40	3.6	2-3	.667	0-0	.000	3-9	.333	6	2	8	0.7	8	0	0	2	2	0	7	0.6
01	Maduegbunam, Akosa	14-0	53	3.8	2-12	.167	0-8	.000	2-4	.500	3	5	8	0.6	4	0	2	0	0	0	6	0.4
24	Cooper, Zach	1-0	0	0.0	0-0	.000	0-0	.000	0-0	.000	0	0	0	0.0	0	0	0	0	0	0	0	0.0
35	Onyeaka, Kevin	1-0	2	2.0	0-1	.000	0-1	.000	0-0	.000	0	0	0	0.0	0	0	0	0	0	0	0	0.0
Team																						
Total.....		29	5850		609-1559	.391	150-510	.294	416-599	.694	323	696	1019	35.1	644	27	286	367	94	158	1784	61.5
Opponents.....		29	5850		618-1449	.427	193-560	.345	540-761	.710	255	721	976	33.7	555	13	355	341	106	173	1969	67.9

TEAM STATISTICS	PSU	OPP	Date	Opponent	Score	Att.
SCORING	1784	1969	11/9/12	SAINT FRANCIS	w 65-58	7329
Points per game	61.5	67.9	11/16/12	vs North Carolina State	L 55-72	4224
Scoring margin	-6.4	-	11/16/12	vs Providence	Wot 55-52	4224
FIELD GOALS-ATT	609-1559	618-1449	11/18/12	vs Akron	L 60-85	4224
Field goal pct	.391	.427	11/23/12	BUCKNELL	w 60-57	7713
3 POINT FG-ATT	150-510	193-560	11/28/12	BOSTON COLLEGE	L 61-73	6889
3-point FG pct	.294	.345	12/1/12	PENN	w 58-47	7086
3-pt FG made per game	5.2	6.7	12-5-12	at La Salle	L 57-82	4382
FREE THROWS-ATT	416-599	540-761	12/8/12	ARMY	w 78-70	7247
Free throw pct	.694	.710	12/15/12	DELAWARE STATE	Wot 80-76	5751
F-Throws made per game	14.3	18.6	12/23/12	NEW HAMPSHIRE	w 72-45	7852
REBOUNDS	1019	976	12/29/12	DUQUESNE	w 84-74	5521
Rebounds per game	35.1	33.7	* 01/03/13	at Wisconsin	L 51-60	16156
Rebounding margin	+1.5	-	* 1/7/13	INDIANA	L 51-74	9386
ASSISTS	286	355	* 1/10/13	NORTHWESTERN	L 54-70	6479
Assists per game	9.9	12.2	* 1/13/13	at Purdue	L 42-60	13222
TURNOVERS	367	341	* 1/16/13	MICHIGAN STATE	L 72-81	6585
Turnovers per game	12.7	11.8	* 1/19/13	NEBRASKA	L 64-68	9883
Turnover margin	-0.9	-	* 01/23/13	at Indiana	L 49-72	17472
Assist/turnover ratio	0.8	1.0	* 1/26/13	OHIO STATE	L 51-65	11212
STEALS	158	173	* 01/31/13	at Iowa	L 67-76	13369
Steals per game	5.4	6.0	* 2/5/13	PURDUE	L 49-58	6270
BLOCKS	94	106	* 02/09/13	at Nebraska	L 53-67	10853
Blocks per game	3.2	3.7	* 2/14/13	IOWA	L 72-74	7636
ATTENDANCE	121731	133254	* 02/17/13	at Michigan	L 71-79	12693
Home games-Avg/Game	16-7608	10-12058	* 02/21/13	at Illinois	L 59-64	14356
Neutral site-Avg/Game	-	3-4224	* 2/27/13	MICHIGAN	w 84-78	8892
			* 03/02/13	at Minnesota	L 44-73	12562
			* 03/07/13	at Northwestern	w 66-59	5517

Score by Periods	1st	2nd	OT	Totals
Penn State	782	979	23	1784
Opponents	868	1085	16	1969

* = Conference game



2012-13 Penn State Men's Basketball
 Penn State Combined Team Statistics (as of Mar 08, 2013)
 Conference games



RECORD:	OVERALL	HOME	AWAY	NEUTRAL
ALL GAMES	2-15	1-7	1-8	0-0
CONFERENCE	2-15	1-7	1-8	0-0
NON-CONFERENCE	0-0	0-0	0-0	0-0

#	Player	gp-gs	min	avg	Total		3-Point		F-Throw		Rebounds				pf	dq	a	to	blk	stl	pts	avg
					fg-fga	fg%	3fg-fga	3fg%	ft-fga	ft%	off	def	tot	avg								
02	Newbill, D.J.	17-17	626	36.8	93-244	.381	12-43	.279	75-106	.708	25	50	75	4.4	51	1	70	72	5	24	273	16.1
11	Marshall, Jermaine	17-16	589	34.6	87-221	.394	34-97	.351	60-78	.769	7	70	77	4.5	49	2	45	39	15	19	268	15.8
21	Borovnjak, Sasa	17-17	430	25.3	58-112	.518	0-0	.000	32-44	.727	24	38	62	3.6	59	4	10	25	6	11	148	8.7
43	Travis, Ross	17-14	523	30.8	38-119	.319	3-19	.158	29-43	.674	32	86	118	6.9	43	3	12	21	8	12	108	6.4
10	Taylor, Brandon	17-10	346	20.4	28-100	.280	15-66	.227	1-3	.333	16	40	56	3.3	49	3	4	18	7	6	72	4.2
20	Colella, Nick	17-11	474	27.9	18-51	.353	15-41	.366	13-21	.619	7	39	46	2.7	54	3	23	12	0	12	64	3.8
25	Graham, Jon	17-0	194	11.4	10-30	.333	0-0	.000	6-9	.667	14	23	37	2.2	36	2	3	7	12	1	26	1.5
14	Montminy, Kevin	14-0	52	3.7	6-10	.600	3-7	.429	1-2	.500	3	2	5	0.4	13	1	0	2	1	2	16	1.1
05	Jack, Donovan	8-0	56	7.0	3-11	.273	1-2	.500	2-2	1.000	2	4	6	0.8	9	0	0	5	1	0	9	1.1
34	Wisniewski, Alan	10-0	38	3.8	2-3	.667	0-0	.000	3-9	.333	6	2	8	0.8	8	0	0	2	2	0	7	0.7
32	Ackerman, Pat	10-0	42	4.2	3-8	.375	0-0	.000	0-0	.000	1	0	1	0.1	14	0	1	2	0	1	6	0.6
01	Maduegbunam, Akosa	6-0	28	4.7	1-6	.167	0-3	.000	0-0	.000	1	2	3	0.5	3	0	1	0	0	0	2	0.3
35	Onyeaka, Kevin	1-0	2	2.0	0-1	.000	0-1	.000	0-0	.000	0	0	0	0.0	0	0	0	0	0	0	0	0.0
Team											41	35	76				8					
Total.....		17	3400		347-916	.379	83-279	.297	222-317	.700	179	391	570	33.5	388	19	169	213	57	88	999	58.8
Opponents.....		17	3400		373-848	.440	97-294	.330	335-482	.695	163	435	598	35.2	300	4	222	188	70	104	1178	69.3

TEAM STATISTICS	PSU	OPP	Date	Opponent	Score	Att.
SCORING	999	1178	* 01/03/13	at Wisconsin	L 51-60	16156
Points per game	58.8	69.3	* 1/7/13	INDIANA	L 51-74	9386
Scoring margin	-10.5	-	* 1/10/13	NORTHWESTERN	L 54-70	6479
FIELD GOALS-ATT	347-916	373-848	* 1/13/13	at Purdue	L 42-60	13222
Field goal pct	.379	.440	* 1/16/13	MICHIGAN STATE	L 72-81	6585
3 POINT FG-ATT	83-279	97-294	* 1/19/13	NEBRASKA	L 64-68	9883
3-point FG pct	.297	.330	* 01/23/13	at Indiana	L 49-72	17472
3-pt FG made per game	4.9	5.7	* 1/26/13	OHIO STATE	L 51-65	11212
FREE THROWS-ATT	222-317	335-482	* 01/31/13	at Iowa	L 67-76	13369
Free throw pct	.700	.695	* 2/5/13	PURDUE	L 49-58	6270
F-Throws made per game	13.1	19.7	* 02/09/13	at Nebraska	L 53-67	10853
REBOUNDS	570	598	* 2/14/13	IOWA	L 72-74	7636
Rebounds per game	33.5	35.2	* 02/17/13	at Michigan	L 71-79	12693
Rebounding margin	-1.6	-	* 02/21/13	at Illinois	L 59-64	14356
ASSISTS	169	222	* 2/27/13	MICHIGAN	w 84-78	8892
Assists per game	9.9	13.1	* 03/02/13	at Minnesota	L 44-73	12562
TURNOVERS	213	188	* 03/07/13	at Northwestern	w 66-59	5517
Turnovers per game	12.5	11.1				
Turnover margin	-1.5	-				
Assist/turnover ratio	0.8	1.2				
STEALS	88	104				
Steals per game	5.2	6.1				
BLOCKS	57	70				
Blocks per game	3.4	4.1				
ATTENDANCE	66343	116200				
Home games-Avg/Game	8-8293	9-12911				
Neutral site-Avg/Game	-	0-0				

* = Conference game

Score by Periods	1st	2nd	Totals
Penn State	420	579	999
Opponents	553	625	1178



2012-13 Penn State Men's Basketball
 Penn State Combined Team Statistics (as of Mar 09, 2013)
 Home games



RECORD:	OVERALL	HOME	AWAY	NEUTRAL
ALL GAMES	8-8	8-8	0-0	0-0
CONFERENCE	1-7	1-7	0-0	0-0
NON-CONFERENCE	7-1	7-1	0-0	0-0

#	Player	gp-gs	min	avg	Total		3-Point		F-Throw		Rebounds				pf	dq	a	to	blk	stl	pts	avg		
					fg-fga	fg%	3fg-fga	3fg%	ft-fa	ft%	off	def	tot	avg										
23	Frazier, Tim	1-1	39	39.0	3-9	.333	0-3	.000	17-18	.944	0	4	4	4.0	3	0	6	3	1	2	23	23.0		
02	Newbill, D.J.	16-16	583	36.4	89-212	.420	10-42	.238	88-124	.710	24	64	88	5.5	44	1	71	55	5	18	276	17.3		
11	Marshall, Jermaine	16-16	559	34.9	79-199	.397	32-86	.372	67-94	.713	7	65	72	4.5	47	2	47	41	11	24	257	16.1		
43	Travis, Ross	16-14	478	29.9	45-116	.388	4-26	.154	21-35	.600	32	79	111	6.9	39	2	12	20	6	10	115	7.2		
21	Borovnjak, Sasa	16-12	364	22.8	45-84	.536	0-0	.000	24-36	.667	25	33	58	3.6	49	2	10	16	11	5	114	7.1		
10	Taylor, Brandon	16-12	363	22.7	37-104	.356	20-68	.294	10-13	.769	13	50	63	3.9	46	2	5	16	5	6	104	6.5		
20	Colella, Nick	16-5	434	27.1	25-71	.352	22-63	.349	9-14	.643	10	37	47	2.9	47	2	17	11	0	14	81	5.1		
05	Jack, Donovan	11-0	66	6.0	9-16	.563	1-2	.500	5-8	.625	5	9	14	1.3	10	0	0	4	2	0	24	2.2		
25	Graham, Jon	16-4	241	15.1	12-42	.286	0-0	.000	9-14	.643	20	30	50	3.1	39	2	2	9	16	2	33	2.1		
14	Montminy, Kevin	12-0	36	3.0	6-10	.600	3-6	.500	2-4	.500	2	2	4	0.3	5	0	0	1	0	0	17	1.4		
32	Ackerman, Pat	5-0	31	6.2	3-7	.429	0-0	.000	0-0	.000	1	0	1	0.2	6	0	1	1	0	1	6	1.2		
01	Maduegbunam, Akosa	8-0	19	2.4	1-6	.167	0-5	.000	2-4	.500	2	4	6	0.8	1	0	2	0	0	0	4	0.5		
34	Wisniewski, Alan	4-0	12	3.0	0-0	.000	0-0	.000	1-2	.500	0	0	0	0.0	3	0	0	0	1	0	1	0.3		
24	Cooper, Zach	1-0	0	0.0	0-0	.000	0-0	.000	0-0	.000	0	0	0	0.0	0	0	0	0	0	0	0	0.0		
Team											29	25	54											
Total.....		16	3225	354-876		.404	92-301	.306	255-366	.697	170	402	572	35.8	339	13	173	180	58	82	1055	65.9		
Opponents.....		16	3225	342-812		.421	102-315	.324	282-386	.731	125	404	529	33.1	324	11	186	192	56	87	1068	66.8		

TEAM STATISTICS	PSU	OPP	Date	Opponent	Score	Att.
SCORING	1055	1068	11/9/12	SAINT FRANCIS	w 65-58	7329
Points per game	65.9	66.8	11/23/12	BUCKNELL	w 60-57	7713
Scoring margin	-0.8	-	11/28/12	BOSTON COLLEGE	L 61-73	6889
FIELD GOALS-ATT	354-876	342-812	12/1/12	PENN	w 58-47	7086
Field goal pct	.404	.421	12/8/12	ARMY	w 78-70	7247
3 POINT FG-ATT	92-301	102-315	12/15/12	DELAWARE STATE	wot 80-76	5751
3-point FG pct	.306	.324	12/23/12	NEW HAMPSHIRE	w 72-45	7852
3-pt FG made per game	5.8	6.4	12/29/12	DUQUESNE	w 84-74	5521
FREE THROWS-ATT	255-366	282-386	* 1/7/13	INDIANA	L 51-74	9386
Free throw pct	.697	.731	* 1/10/13	NORTHWESTERN	L 54-70	6479
F-Throws made per game	15.9	17.6	* 1/16/13	MICHIGAN STATE	L 72-81	6585
REBOUNDS	572	529	* 1/19/13	NEBRASKA	L 64-68	9883
Rebounds per game	35.8	33.1	* 1/26/13	OHIO STATE	L 51-65	11212
Rebounding margin	+2.7	-	* 2/5/13	PURDUE	L 49-58	6270
ASSISTS	173	186	* 2/14/13	IOWA	L 72-74	7636
Assists per game	10.8	11.6	* 2/27/13	MICHIGAN	w 84-78	8892
TURNOVERS	180	192	* = Conference game			
Turnovers per game	11.3	12.0				
Turnover margin	+0.8	-				
Assist/turnover ratio	1.0	1.0				
STEALS	82	87				
Steals per game	5.1	5.4				
BLOCKS	58	56				
Blocks per game	3.6	3.5				
ATTENDANCE	121731	0				
Home games-Avg/Game	16-7608	0-0				
Neutral site-Avg/Game	-	0-0				

Score by Periods	1st	2nd	OT	Totals
Penn State	463	581	11	1055
Opponents	463	598	7	1068



2012-13 Penn State Men's Basketball
 Penn State Combined Team Statistics (as of Mar 09, 2013)
 Away games



RECORD:	OVERALL	HOME	AWAY	NEUTRAL
ALL GAMES	1-9	0-0	1-9	0-0
CONFERENCE	1-8	0-0	1-8	0-0
NON-CONFERENCE	0-1	0-0	0-1	0-0

#	Player	gp-gs	min	avg	Total		3-Point		F-Throw		Rebounds				pf	dq	a	to	blk	stl	pts	avg
					fg-fga	fg%	3fg-fga	3fg%	ft-fa	ft%	off	def	tot	avg								
11	Marshall, Jermaine	10-9	333	33.3	52-121	.430	18-53	.340	32-36	.889	5	38	43	4.3	34	2	23	29	7	14	154	15.4
02	Newbill, D.J.	10-10	365	36.5	50-144	.347	7-23	.304	37-57	.649	14	32	46	4.6	30	1	37	48	2	13	144	14.4
21	Borovnjak, Sasa	10-9	262	26.2	36-67	.537	0-0	.000	21-29	.724	16	25	41	4.1	32	2	5	14	2	8	93	9.3
43	Travis, Ross	10-8	321	32.1	21-68	.309	1-9	.111	22-32	.688	21	59	80	8.0	29	2	6	16	5	5	65	6.5
10	Taylor, Brandon	10-6	191	19.1	15-55	.273	10-37	.270	0-1	.000	9	20	29	2.9	28	2	2	13	6	3	40	4.0
20	Colella, Nick	10-7	276	27.6	9-25	.360	7-18	.389	5-8	.625	3	21	24	2.4	34	2	15	7	0	7	30	3.0
25	Graham, Jon	10-1	108	10.8	6-13	.462	0-0	.000	3-5	.600	5	12	17	1.7	21	0	3	4	6	0	15	1.5
05	Jack, Donovan	4-0	38	9.5	2-6	.333	0-0	.000	1-1	1.000	0	2	2	0.5	6	0	0	3	1	0	5	1.3
34	Wisniewski, Alan	7-0	28	4.0	2-3	.667	0-0	.000	2-7	.286	6	2	8	1.1	5	0	0	2	1	0	6	0.9
01	Maduegbunam, Akosa	5-0	28	5.6	1-6	.167	0-3	.000	0-0	.000	1	1	2	0.4	3	0	0	0	0	0	2	0.4
14	Montminy, Kevin	8-0	28	3.5	1-4	.250	1-4	.250	0-1	.000	1	2	3	0.4	9	1	0	1	1	2	3	0.4
32	Ackerman, Pat	6-0	20	3.3	1-2	.500	0-0	.000	0-0	.000	0	0	0	0.0	10	0	0	1	0	0	2	0.3
35	Onyeaka, Kevin	1-0	2	2.0	0-1	.000	0-1	.000	0-0	.000	0	0	0	0.0	0	0	0	0	0	0	0	0.0
Team											27	25	52		1		7					
Total.....		10	2000		196-515	.381	44-148	.297	123-177	.695	108	239	347	34.7	242	12	91	145	31	52	559	55.9
Opponents.....		10	2000		208-492	.423	70-197	.355	206-302	.682	99	242	341	34.1	174	2	137	104	39	63	692	69.2

TEAM STATISTICS	PSU	OPP	Date	Opponent	Score	Att.
SCORING	559	692	12-5-12	at La Salle	L 57-82	4382
Points per game	55.9	69.2	* 01/03/13	at Wisconsin	L 51-60	16156
Scoring margin	-13.3	-	* 1/13/13	at Purdue	L 42-60	13222
FIELD GOALS-ATT	196-515	208-492	* 01/23/13	at Indiana	L 49-72	17472
Field goal pct	.381	.423	* 01/31/13	at Iowa	L 67-76	13369
3 POINT FG-ATT	44-148	70-197	* 02/09/13	at Nebraska	L 53-67	10853
3-point FG pct	.297	.355	* 02/17/13	at Michigan	L 71-79	12693
3-pt FG made per game	4.4	7.0	* 02/21/13	at Illinois	L 59-64	14356
FREE THROWS-ATT	123-177	206-302	* 03/02/13	at Minnesota	L 44-73	12562
Free throw pct	.695	.682	* 03/07/13	at Northwestern	W 66-59	5517
F-Throws made per game	12.3	20.6				
REBOUNDS	347	341				
Rebounds per game	34.7	34.1				
Rebounding margin	+0.6	-				
ASSISTS	91	137				
Assists per game	9.1	13.7				
TURNOVERS	145	104				
Turnovers per game	14.5	10.4				
Turnover margin	-4.1	-				
Assist/turnover ratio	0.6	1.3				
STEALS	52	63				
Steals per game	5.2	6.3				
BLOCKS	31	39				
Blocks per game	3.1	3.9				
ATTENDANCE	0	120582				
Home games-Avg/Game	0-0	10-12058				
Neutral site-Avg/Game	-	0-0				

* = Conference game

Score by Periods	1st	2nd	Totals
Penn State	243	316	559
Opponents	322	370	692