



2024 PENN STATE BASEBALL

PENN STATE VS. STANFORD | FEBRUARY 23-25, 2024 | STANFORD, CALIF.

2024 SCHEDULE

Date Opponent Time/Result

FEBRUARY

16	vs. Monmouth ¹	W, 6-5 (10)
17	vs. Army ¹	W, 4-3
17	vs. Monmouth ¹	L, 3-10
18	vs. Army ¹	W, 12-4
23	at Stanford	5:05 p.m.
24	at Stanford	5:05 p.m.
25	at Stanford	4:05 p.m.

MARCH

1	at Davidson	5 p.m.
2	at Davidson (DH)	1:30 p.m./4:30 p.m.
3	at Davidson	1 p.m.
5	at #14 Virginia	noon
8	vs. Harvard ¹	3 p.m.
9	vs. Harvard ¹	1 p.m.
10	vs. Harvard ¹	11 a.m.
15	UMASS LOWELL	4 p.m.
16	UMASS LOWELL	2 p.m.
17	UMASS LOWELL	1 p.m.
19	ST. BONAVENTURE	5 p.m.
20	BUCKNELL	5 p.m.
22	MICHIGAN*	5:30 p.m.
23	MICHIGAN*	2 p.m.
24	MICHIGAN*	1 p.m.
26	PITT	5:30 p.m.
29	at Illinois*	TBD
30	at Illinois*	TBD
31	at Illinois*	TBD

APRIL

2	BUCKNELL	4 p.m.
5	NORTHWESTERN*	5:30 p.m.
6	NORTHWESTERN*	2 p.m.
7	NORTHWESTERN*	1 p.m.
9	LEHIGH	TBD
12	at #23 Indiana*	6 p.m.
13	at #23 Indiana*	2 p.m.
14	at #23 Indiana*	1 p.m.
16	KENT STATE	5:30 p.m.
19	at Michigan State*	6:05 p.m.
20	at Michigan State*	3:35 p.m.
21	at Michigan State*	1:05 p.m.
24	WEST VIRGINIA	5:30 p.m.
26	MINNESOTA*	5:30 p.m.
27	MINNESOTA*	2 p.m.
28	MINNESOTA*	1 p.m.

MAY

3	at Navy	TBD
4	at Navy	6 p.m.
5	at Navy	1 p.m.
8	at West Virginia (ESPN2)	7 p.m.
10	RUTGERS*	5:30 p.m.
11	RUTGERS*	2 p.m.
12	RUTGERS*	1 p.m.
14	at Pitt	3 p.m.
16	at Maryland*	6:30 p.m.
17	at Maryland*	6:30 p.m.
18	at Maryland*	2 p.m.
21-26	Big Ten Tournament ²	TBD

¹USA Baseball Complex (Cary, N.C.)

²PNC Park (Pittsburgh, Pa.)

³Charles Schwab Field (Omaha, Neb.)

All Times Eastern

Rankings are D1Baseball

STRATEGIC COMMUNICATIONS

Primary Contact.....Paul Marboe
Cell Phone814-777-7604
Emailprn5118@psu.edu

PENN STATE NITTANY LIONS

(3-1, 0-0 BIG TEN)



vs.

STANFORD CARDINAL

(1-3, 0-0 PAC-12)



GOPSUSPORTS.COM | @PENNSTATEBASE | KLEIN FIELD AT SUNKEN DIAMOND

STANFORD LIVE STREAM | RADIO: N/A

ONLINE | Links to live video, live audio and live stats available at GoPSUSports.com

LEADING OFF

- Penn State travels to Stanford for its first true road series of the 2024 campaign.
- The Nittany Lions have played one previous game against the Cardinal, in 1996.
- The Blue and White went 3-1 on opening weekend, including two wins over Army and a win over Monmouth.
- Matt Maloney was named Big Ten Player of the Week after batting .625 (5-of-8) with a homer, 11 RBI and three runs.
- After the first weekend of the season, Maloney is tied fourth in the nation and leads the Big Ten with 11 RBI.
- During opening weekend, Joe Jaconski posted a .600 average and Tayven Kelley blasted two homers and drove in five runs.
- On the mound, Frankie Sanchez had a strong Penn State debut in Saturday's win over Army, tossing six innings, allowing one run, and matching a career high with nine strikeouts.
- Mason Butash threw three scoreless innings and stuck out five in his first collegiate start on Sunday against Army.

PROJECTED STARTERS



Travis Luensmann
RHP | Sr. | 6-6 | 234
Altoona, Pa.
1 Appearance/1 Start
0-0, 3.00 ERA, 3K/3BB



Frankie Sanchez
RHP | Jr. | 6-0 | 195
Kendall Park, N.J.
1 Appearances/1 Start
1-0, 1.50 ERA, 9K/3BB



TBA

LAST GAME STARTING LINEUP

No.	Name	Pos.	B/T	Ht./Wt.	Yr.	AVG	HR	RBI
18	Matt Maloney	C	L/R	5-11/170	Jr.	.625	1	11
1	Joe Jaconski	1B	L/R	6-0/190	Jr.	.600	0	0
2	Kyle Hannon	2B	L/R	5-10/186	Sr.	.211	0	0
1	Grant Norris	SS	R/R	6-1/192	Gr.	.071	0	1
23	Bryce Molinaro	3B	R/R	6-0/190	So.	.118	0	3
28	Bobby Marsh	LF	L/L	6-3/194	So.	.364	0	0
13	Tayven Kelley	CF	R/R	6-3/198	Sr.+	.250	2	5
12	Adam Cecere	RF	L/R	6-4/230	Gr.	.364	1	2
40	J.T. Marr	DH	L/R	6-0/190	Gr.	.444	0	1

Other Possible Starters:

32	Kevin Michaels	IF	R/R	5-11/175	Gr.	.182	0	0
----	----------------	----	-----	----------	-----	------	---	---

No.	Name	Pos.	B/T	Yr.	Ht.	Wt.	Hometown/High School/Last School
0	Grant Norris	IF	R/R	Gr.	6-1	192	Somerset, Pa./Somerset Area/Duke
1	Joe Jaconski	IF/OF	L/R	Jr.	6-0	190	Plymouth Meeting, Pa./Plymouth Whitemarsh/North Carolina
2	Kyle Hannon	IF/OF	L/R	Sr.	5-10	186	Harrisburg, Pa./Red Land
3	Billy Gerlott	OF	R/R	R-Jr.	6-1	181	Auburn, Pa./Blue Mountain
4	Martin Howell	C	R/R	Fr.	6-2	205	Gillette, N.J./Watchung Hills Regional
6	Ty Torti	IF	S/R	So.	5-11	192	Raleigh, N.C./Pro5 Baseball Academy
7	C.J. Pittaro	IF	L/R	Sr.	6-1	204	Hamilton, N.J./Steinert/Vanderbilt
8	Mike Lucarelli	IF	L/R	Fr.	6-0	195	Marlton, N.J./Paul VI
9	Connor Throneberry	P	R/R	R-So.	6-6	235	St. Louis, Mo./Marquette Senior
10	Ben DeMell	P	L/R	R-So.	6-5	205	Concord, Ohio/Gilmour Academy
11	Mason Butash	P	R/R	Fr.	6-2	195	Chantilly, Va./Freedom
12	Adam Cecere	OF/IF	L/R	Gr.	6-4	230	Adams Township, Pa./Forest Hills/Wake Forest
13	Tayven Kelley	OF	R/R	R-Sr.	6-3	198	Boiling Springs, Pa./Cedar Cliff
14.	Michael DiMartini	IF	R/R	Fr.	6-1	205	South Fayette, Pa./South Fayette
15	David Lee	OF/P	R/R	Sr.	6-2	210	Pittsburgh, Pa./Thomas Jefferson/California (Pa.)
16	James Lordi	P	L/L	R-Fr.	6-0	192	Jim Thorpe, Pa./Jim Thorpe Area
18	Matt Maloney	C	L/R	Jr.	5-11	170	Windham, N.H./Central Catholic
19	Derek Cease	IF/P	R/R	Jr.	5-8	150	Plymouth, Pa./Greater Nanticoke Area
20	Frankie Sanchez	P	L/R	Jr.	6-0	195	Kendall Park, N.J./South Brunswick/Southern New Hampshire
21	Will Perkowski	1B/P	R/R	Fr.	6-4	230	New Boston, N.H./Goffstown
22	Brandon Wingenroth	P	R/R	R-Fr.	6-1	170	Manheim, Pa./Lancaster Catholic
23	Bryce Molinaro	IF	R/R	So.	6-0	190	Drums, Pa./Hazleton Area/St. John's
24	Jaden Henline	P	L/R	Sr.	6-2	170	New Cumberland, Pa./Red Land
25	Chase Renner	P	R/R	Jr.	6-4	200	Alburtis, Pa./Brandywine Heights
26	Matt Morash	P	L/L	Fr.	6-0	200	Westford, Mass./Westford Academy
27	Mason Horwat	P	R/R	Fr.	6-1	185	Pittsburgh, Pa./Avonworth
28	Bobby Marsh	OF/1B	L/L	So.	6-3	194	Bellefonte, Pa./Bellefonte Area/Florida Atlantic
29	Carson Kohls	P	R/R	Sr.	6-0	209	Sacramento, Calif./El Camino
30	Anthony Steele	1B/OF/P	L/L	Jr.	6-4	230	Shelton, Conn./Shelton
31	Chic DeGaetano	P	R/R	Gr.	6-2	214	Sugarloaf, Pa./Hazleton Area/Villanova
32	Kevin Michaels	IF	R/R	Gr.	5-11	175	Encinitas, Calif./Canyon Crest Academy/St. John's
33	Travis Luensmann	P	R/R	Sr.	6-6	234	Altoona, Pa./Bellewood-Antis/South Carolina
34	CJ Carmichael	IF	R/R	R-Fr.	6-1	170	Lancaster, Ohio/Bloom Carroll
35	Adin Zorn	OF	R/R	Fr.	6-2	180	Aliquippa, Pa./Sewickley Acadmy
36	Aiden Coleman	P	L/L	R-Fr.	5-10	163	Tyrone, Pa./Tyrone Area
38	Alex Pak	P	L/L	Fr.	6-1	195	Wallingford, Pa./Strath Haven
40	J.T. Marr	C	L/R	Gr.	6-0	190	Fort Mill, S.C./Fort Mill/College of Charleston
41	Zach Mizrahi	P	L/L	Jr.	6-1	195	Jacksonville, Fla./Mandarin
43	Jacob Coffin	P	S/L	So.	6-0	161	Apex, N.C./Pro5 Baseball Academy
46	Jack Messina	1B/P	L/L	Fr.	6-0	205	State College, Pa./State College Area

ALPHABETICAL ROSTER

11	Mason Butash
34	CJ Carmichael
19	Derek Cease
12	Adam Cecere
43	Jacob Coffin
36	Aiden Coleman
31	Chic DeGaetano
10	Ben DeMell
14	Michael DiMartini
3	Billy Gerlott
2	Kyle Hannon
24	Jaden Henline
27	Mason Horwat
4	Martin Howell
1	Joe Jaconski
13	Tayven Kelley
29	Carson Kohls
15	David Lee
16	James Lordi
8	Mike Lucarelli
33	Travis Luensmann
18	Matt Maloney
40	J.T. Marr
28	Bobby Marsh
46	Jack Messina
32	Kevin Michaels
41	Zach Mizrahi
23	Bryce Molinaro
26	Matt Morash
0	Grant Norris
38	Alex Pak
21	Will Perkowski
7	C.J. Pittaro
25	Chase Renner
20	Frankie Sanchez
30	Anthony Steele
9	Connor Throneberry
6	Ty Torti
22	Brandon Wingenroth
35	Adin Zorn

PRONUNCIATION GUIDE

19	Derek Cease	See-ce
12	Adam Cecere	Suh-SEAR-ee
10	Ben DeMell	Duh-Mel
31	Chic DeGaetano	Day-guh-tahn-oh
1	Joe Jaconski	Juh-CON-ski
3	Billy Gerlott	GRR-Lot
16	James Lordi	Lord-eye
33	Travis Luensmann	Linns-min
8	Mike Lucarelli	Lou-cuh-relli
46	Jack Messina	Muh-SEE-na
41	Zach Mizrahi	Miz-RA-he
21	Will Perkowski	Pur-Cow-Ski
7	C.J. Pittaro	Pi-TAR-o

ROSTER BREAKDOWN BY STATE

California - 2	New Hampshire - 2
Connecticut - 1	North Carolina - 2
Florida - 1	Ohio - 2
Massachusetts - 1	Pennsylvania - 22
Missouri - 1	South Carolina - 1
New Jersey - 4	Virginia - 1

ROSTER BREAKDOWN BY ELIGIBILITY

Freshmen - 13
Sophomores - 6
Juniors - 8
Seniors/Graduates - 12

ROSTER BREAKDOWN BY POSITION

Catchers - 3	Left-Handed Pitchers - 8
Infielders - 16	Right-Handed Pitchers - 14
Outfielders - 9	

PENN STATE QUICK FACTS

GENERAL INFORMATION

Location..... University Park, Pa.
 Founded 1855
 Enrollment 48,535
 Colors Blue and White
 Conference..... Big Ten
 Nickname Nittany Lions
 President Dr. Neeli Bendapudi
 VP for Intercollegiate Athletics..... Dr. Patrick Kraft

TEAM INFORMATION

2023 Record 25-25
 2023 Big Ten Record 7-16
 Postseason N/A
 All-Time Record (Years) 2,133-1,577-21 (135)
 All-Time Big Ten Record (Years) 340-444 (32)
 NCAA Tournament Appearances 19
 NCAA Tournament Record 25-24
 NCAA Super Regional Appearances 1
 College World Series Appearances 5
 (1952, 1957, 1959, 1963, 1973)
 Best CWS Finish Second (1957)
 Last NCAA Tournament Appearance 2000

BASEBALL STAFF

Head Coach Mike Gambino
 PSU Record (Years) 3-1 (1st)
 Career Record (Years) 294-367 (14th)
 Associate Head Coach Scott Loiseau
 Assistant Coaches
 Nick Puccio (Hitting)
 Will Jauss (Pitching)
 Director of Pitching Technology
 Mason Mellott
 Director of Program Development/Alumni
 Relations..... Ryan Wheeler
 Dir. of Operations/Player Development...
 Jake Stone
 Athletic Performance..... Andrew Sanders
 Athletic Trainer Robin Martin

STADIUM INFORMATION

Home Stadium ... Medlar Field at Lubrano Park
 First Season 2007
 Capacity 5,406
 Press Box Phone (814) 441-9145

MEDIA RELATIONS INFORMATION

Baseball Contact Paul Marboe
 Cell Phone (814) 777-7604
 Email prm5118@psu.edu
 Website GoPSUsports.com
 Twitter @PennStateBASE
 Instagram @PennStateBASE
 Facebook Page facebook.com/
 pennstatebaseball

Maloney Earns Big Ten Weekly Honor

- Junior catcher Matt Maloney was named Big Ten Player of the Week after helping the Nittany Lions to three wins on opening weekend.
- He batted .625 (5-of-8) with one homer, 11 RBI and three runs, while posting a 1.000 slugging percentage and a .667 on-base percentage.
- In Friday’s win over Monmouth, Maloney went 2-for-3 with a run and four RBI, including a pair of two-run singles and scored a game-tying run in the 10th.
- On Saturday against Army, Maloney tallied two hits and three RBI to lead PSU to a 4-3 win. He recorded a two-run single in the fourth and an RBI single in the sixth.
- In Sunday’s win over Army, Maloney launched a homer to go with four RBI and two runs. He crushed a two-run blast in the third.
- Following the first weekend of the season, Maloney leads the Big Ten and ranks fourth in the country with 11 RBI. He also ranks second in the conference and 25th in the nation with a .625 average.

Newcomers Have Strong Weekend At Plate

- Through the first weekend of the season, Penn State leads the Big Ten with a .301 average.
- Junior Matt Maloney paces the team with a .625 average and 11 RBI, while junior Joe Jaconski is batting .600 (6-of-10).
- Graduate student J.T. Marr went 8-for-18 (.444) at the plate with a double, an RBI and three runs.
- Graduate student Adam Cecere hit .364 with four hits, including a double and a homer, two RBI and five runs. He also had five walks and twice was hit by a pitch.
- Sophomore Bryce Molinaro drove in three runs.
- Fellow sophomore Bobby Marsh also had a strong weekend, with four hits, including a double, two runs and two steals.

Nittany Lions Enter First Season Under Gambino, New Staff

- Mike Gambino was hired on July 3, 2023 as the 15th head coach in Penn State baseball program history.
- In 13 seasons at the helm of his alma mater Boston College, Gambino tallied 291 wins.
- He guided the Eagles to a pair of NCAA Regionals in 2016 and 2023 and an NCAA Super Regional in 2016.
- He recorded five seasons of 25 or more wins and eight seasons with 10 or more ACC wins.
- Gambino coached 34 MLB Draft selections, including three first round picks and eight picks among the top five rounds. Five of his former BC players have reached the MLB.
- He coached five All-American selections and five freshman All-American honorees as well as 16 All-ACC selections.
- Associate head coach Scott Loiseau joins the program after serving as head coach at Southern New Hampshire from 2016-23 and 2008-14. He posted a 480-209-2 record in 16 years as a head coach, while leading the Penmen to five Division II College World Series appearances and 11-straight NCAA Tournament Appearances. He coached 12 MLB Draft selections.
- Assistant Coach Nick Puccio arrives in Happy Valley after serving as hitting coach and recruiting coordinator at Northeastern from 2019-23, helping the Huskies to three-straight seasons of 30+ wins and CAA titles and NCAA Regional appearances in 2021 and 2023.
- Assistant Coach Will Jauss steps into the pitching coach role after serving as director of pitching technology at Boston College in 2022 and 2023.
- Penn State alum Mason Mellott remains on staff as director of pitching technology after helping to coach the Penn State pitching staff to post 411 strikeouts in 2023.
- Former Nittany Lion standout Ryan Wheeler returned to Happy Valley to serve as director of program development/alumni relations after spending the last nine seasons on the Saint Joseph’s staff, including the last five years as associate head coach. He ranks second in PSU history with 109 career walks and sits second with 184 consecutive starts.
- Director of Operations/Player Development Jake Stone enters his fifth season on the Penn State staff.

Hannon, Kelley, Norris Climb Records Lists

- Senior Kyle Hannon already has three steals in 2024, all coming against Monmouth.
- With three steals this year, Hannon has moved up to a tie for sixth all-time at Penn State with 37 career steals. He is currently tied with Dave Hall (1990-94).
- Hannon ranked second in the Big Ten in steals per game (0.55) and total steals (27) last season.
- The Harrisburg native is one of 14 Division I players, and the only Big Ten player, returning for the 2024 season who posted 7+ homers and 27+ steals last season.
- Senior+ Tayven Kelley owns 11 career triples, tied fifth all-time at Penn State. He is one triple away from tying third place.
- Graduate student Grant Norris' .503 career slugging percentage sits seventh all-time at Penn State.

Sanchez, Butash Post Impressive Starts On Opening Weekend

- Seven pitchers made their Penn State debuts last weekend in Cary, including strong starts by Frankie Sanchez and Mason Butash.
- In Saturday's 4-3 win over Army, Sanchez earned the victory, going six innings and allowing one run one three hits. He matched a career high with nine strikeouts.
- Butash tossed three scoreless innings in his start on Sunday against Army, a 12-4 win for the Nittany Lions. Butash faced the minimum while allowing just one hit and striking out five.
- Travis Luensmann had a solid start in Friday's season-opening win over Monmouth, throwing six innings and giving up two earned runs.
- Anthony Steele recorded two scoreless outings, picking up one win. He threw 4.2 innings and struck out seven.
- David Lee also earned a win among two appearances and did not allow an earned run.

THE OPPOSITION

Scouting Stanford

- Stanford is lead by head coach David Esquer, in his seventh season.
- The Cardinal is 227-95 under Esquer.
- Stanford has played in three-straight College World Series.
- The Cardinal is 1-3 this season after going 1-2 in its opening series against Cal State Fullerton and a 10-8 setback against UNLV on Monday.
- Stanford has a .270 team average and is averaging 4.5 runs per game.
- Cort McDonald leads Stanford with a .429 average to go with a homer and two RBI.
- Jimmy Nati owns a .412 average and a team-high five RBI, while Malcolm Moore has a homer and four RBI.
- The Cardinal pitching staff has a 7.25 ERA and is allowing a .287 opponent batting average.
- Nick Dugan is 1-0 with a 1.69 ERA after allowing one run in 5.1 innings against Fullerton.
- Matt Scott recorded nine strikeouts in 5.1 innings in a start against the Titans.

Against The Cardinal

- Penn State and Stanford met in one previous matchup.
- On March 4, 1996, the Nittany Lions fell 8-0 at Stanford.
- Penn State is 2-17 all-time against current members of the Pac-12 with wins over Cal and Washington.

BY THE NUMBERS

	Penn State	Stanford
Batting Average	.301	.270
Slugging Percentage	.421	.438
On-Base Percentage	.397	.348
Runs Scored	25	18
Hits	40	37
Doubles	4	6
Triples	0	4
Home Runs	4	3
Stolen Bases-Attempts	7-10	0-0
ERA	4.62	7.25
Strikeouts	39	44
Opponent Batting Average	.232	.287
Fielding Percentage	.950	.972
Errors	8	4

INSIDE THE SERIES

Overall vs. Stanford:	Stanford Leads 1-0
Last Meeting:	L, 0-8; March 4, 1996
Current Streak:	L, 1
At Home:	0-0
At Stanford:	0-1
Neutral Site:	0-0
Last Meetings	
3/4/96	A L, 0-8

STARTING LINEUPS

OPPONENT	C	1B	2B	3B	SS	LF	CF	RF	DH	SP
vs. Monmouth (2/16)	Maloney	Michaels	Hannon	Molinaro	Norris	Marsh	Kelley	Cecere	Marr	Luensmann
vs. Army (2/17)	Maloney	Michaels	Hannon	Molinaro	Norris	Marsh	Jaconski	Cecere	Marr	Sanchez
vs. Monmouth (2/17)	Marr	Michaels	Hannon	Molinaro	Norris	Jaconski	Kelley	Cecere	Marsh	Kohls
vs. Army (2/18)	Maloney	Jaconski	Hannon	Molinaro	Norris	Marsh	Kelley	Cecere	Marr	Butash

PAGE 6 | PENN STATE VS. STANFORD
BATTING ORDER

OPPONENT	1	2	3	4	5	6	7	8	9
vs. Monmouth (2/16)	Hannon	Cecere	Molinaro	Marr	Norris	Marsh	Michaels	Maloney	Kelley
vs. Army (2/17)	Hannon	Cecere	Molinaro	Marr	Michaels	Marsh	Norris	Maloney	Kelley
vs. Monmouth (2/17)	Hannon	Cecere	Molinaro	Marr	Michaels	Marsh	Kelley	Norris	Jaconski
vs. Army (2/18)	Jaconski	Hannon	Marr	Molinaro	Cecere	Maloney	Kelley	Marsh	Norris

GAME RECORDS

RECORDS WATCH

AWARDS/HONORS

INDIVIDUAL HITTING

At-Bats	7	13x; last: Jay Harry vs. Michigan State (May 9, 2022)
Runs	6	Derek Bochna vs. Chicago State (Mar. 9, 1993)
Hits	6	Jay Harry vs. Michigan State (May 9, 2022)
Doubles	3	13x; last: Johnny Piacentino vs. Michigan State (May 1, 2021)
Triples	2	7x, last: Tayven Kelley vs. Delaware State (April 8, 2023)
Home Runs	3	Johnny Piacentino vs. Northwestern (March 7, 2021) Kris Kremer vs. Duke (Mar. 2, 2019) Adam Beers vs. Purdue (May 9, 1998) John Schreiner vs. Lafayette (Apr. 8, 1990)
RBI	8	Aaron Novak at Charleston Southern (Mar. 8, 2015) Ed Washell vs. Cornell (May 12, 1984) Andy Onkotz vs. Buffalo (May 3, 1978) Don Stine vs. Dickinson (Apr. 20, 1973)
Stolen Bases	4	Ray Lopez vs. Lock Haven (Apr. 4, 1991) O.J. McDuffie vs. Duquesne (Apr. 15, 1990)

TEAM HITTING

Runs	28	vs. Chicago State (Mar. 9, 1993) at La Salle; (Mar. 22 1997)
Runs Allowed	29	vs. Ohio State (May 8, 2005)

TEAM FIELDING

Triple Plays	2	vs. Michigan State (May 6, 2014)
Last Triple Play		at Rutgers (May 7, 2023)

INDIVIDUAL PITCHING

Innings Pitched	13	Ed Kikla vs. Colgate (Apr. 20, 1960)
Strikeouts	19	Ed Drapcho vs. Pittsburgh (May 19, 1956)
Strikeouts in Relief	13	Bob Fenton vs. Bucknell (May 17, 1962)
No-Hitters	10	Bailey Dees, Tyler Shingledecker & Mason Mellott, at Navy, 2020 (1-2) Steven Hill vs. Iowa, April 21, 2012 (2-0) Nate Bump vs. Duquesne, 1995 (6-0) Dave June vs. IUP, 1977 (15-0) Mitch Lukevics vs. West Virginia, 1975 (6-0) Bill Micsky vs. Gettysburg, 1968 (4-0) Bob Fenton vs. Rider, 1963 (3-0) Bob Fenton vs. Cornell, 1963 (17-0) Ed Drapcho vs. Bucknell, 1955 (3-1) Jay Minnich vs. St. John's 1911 (4-0)

CAREER DOUBLES

1.	59	Jordan Steranka	2009-12
	59	Chris Wright	1999-02
3.	55	Joey DeBernardis	2009-12
4.	53	Michael Campo	1997-00
5.	50	Jared Sadlowski	1994-97
6.	47	Dave Hall	1990-94
	47	Lance Thompson	2003-06
8.	44	Cory Wine	2006-09
9.	39	Chris Netwall	1998-01
10.	38	Adam Beers	1995-98
--	28	Tayven Kelley	2020-pres.

CAREER TRIPLES

1.	15	Sean Deegan	2009-12
2.	13	Kevin Billotte	1995-98
3.	12	Jordan Steranka	2009-12
	12	Michael Campo	1997-00
5.	11	Russ Mushinsky	1989-92
	11	Tayven Kelley	2020-pres.
7.	10	Pat Kennedy	1953-55
	10	Mike DeRenzo	1999-03
9.	9	Cory Wine	2006-09
	9	Shawn Fagan	1997-00
	9	Mike Edwards	1984-87

CAREER STOLEN BASES

1.	62	Zack Smithlin	2000-03
2.	57	Michael Campo	1997-00
3.	50	Doug Keener	1984-87
4.	41	Sean Deegan	2009-12
5.	39	Kevin Billotte	1995-98
6.	37	Dave Hall	1990-94
	37	Kyle Hannon	2021-pres.
8.	36	Greg Vogel	1973-76
9.	35	Derek Bochna	1992-95
	35	Blake Lynd	2009-11
	35	Steve Snyder	2010-14
	35	Greg Guers	2013-16

CAREER SLUGGING PERCENTAGE

1.	.756	Dave Simononis	1978-80
2.	.625	Shawn Fagan	1997-00
3.	.615	Mike Karstetter	1985-86
4.	.612	C.J. Sichler	1985-86
5.	.552	Matt Wood	2020-22
6.	.541	Jordan Steranka	2009-12
7.	.503	Grant Norris	2023-pres.
8.	.489	Sean Deegan	2009-12
9.	.484	Joey DeBernardis	2009-12
10.	.472	Johnny Piacentino	2020-23

Adam Cecere

Big Ten Player To Watch

J.T. Marr

Big Ten Player To Watch

Matt Maloney

Big Ten Player of the Week (2/19)

Bryce Molinaro

Big Ten Player To Watch

Graduates (Degree)

Adam Cecere

(Communication, Wake Forest)

Chic DeGaetano

(Communication, Villanova)

J.T. Marr

(Business Administration, College of Charleston)

Kevin Michaels

(Business, St. John's)

Grant Norris

(Sociology, Duke)

Frankie Sanchez

(Associates Degree,

MULTI-HIT/RBI GAMES/STREAKS

Multi-Hit Games	2024	Career	Multi-RBI Games	2024	Career
Cecere, Adam	2	41	Cecere, Adam	-	35
Marr, JT	2	35	Kelley, Tayven	1	17
Michaels, Kevin	-	26	Marr, JT	-	16
Kelley, Tavyen	1	24	Michaels, Kevin	-	15
Maloney, Matt	2	20	Norris, Grant	-	13
Hannon, Kyle	1	20	Gerlott, Billy	-	11
Gerlott, Billy	-	19	Hannon, Kyle	-	11
Marsh, Bobby	1	13	Maloney, Matt	3	8
Norris, Grant	-	12	Marsh, Bobby	-	8
Pittaro, C.J.	-	7	Pittaro, C.J.	-	5
Cease, Derek	-	5	Cease, Derek	-	2
Jaconski, Joe	2	3	Jaconski, Joe	-	1

Active Hit Streaks	Games	Active Reached Base Streaks	Games
Maloney, Matt	5	Maloney, Matt	13
Marr, J.T.	4	Cecere, Adam	4
Jaconski, Joe	3	Marr, J.T.	4
Pittaro, C.J.	3	Molinaro, Bryce	4
Hannon, Kyle	2	Jaconski, Joe	3
Kelley, Tayven	2	Pittaro, C.J.	3
Michaels, Kevin	2	Hannon, Kyle	2
Cease, Derek	1	Kelley, Tayven	2
Cecere, Adam	1	Michaels, Kevin	2
Gerlott, Billy	1	Norris, Grant	2
Marsh, Bobby	1	Cease, Derek	1
		Gerlott, Billy	1
		Marsh, Bobby	1

**BIG TEN STANDINGS
(Through 2/20)**

	Big Ten		Overall	
	W-L	Pct.	W-L	Pct.
Rutgers	0-0	.000	3-0	1.000
Penn State	0-0	.000	3-1	.750
Indiana	0-0	.000	3-1	.750
Iowa	0-0	.000	3-1	.750
Maryland	0-0	.000	3-1	.750
Purdue	0-0	.000	3-1	.750
Illinois	0-0	.000	2-2	.500
Michigan	0-0	.000	2-2	.500
Minnesota	0-0	.000	2-2	.500
Ohio State	0-0	.000	2-2	.500
Nebraska	0-0	.000	1-2	.333
Northwestern	0-0	.000	1-2	.333
Michigan State	0-0	.000	1-3	.250



This Week Around the BIG

February 19-25

Illinois:
at Coastal Carolina, vs. Ball State, vs. Cincinnati

Indiana:
vs. Miami Ohio, at Baylor

Iowa:
vs. Auburn, vs. Virginia, vs. Wichita State

Maryland:
vs. Mount St. Mary's

Michigan:
Idle

Michigan State:
vs. Indiana State, vs. Marshall (2 games)

Minnesota:
vs. Minnesota Twins (Ex.), Northeastern (2 games)

Nebraska:
at Grand Canyon (4 games)

Northwestern:
at Duke

Ohio State:
at Grand Canyon, at Arizona State (4 games)

Penn State:
at Stanford

Purdue:
vs. George Mason (4 games)

Rutgers:
vs. Old Dominion

NITTANY LIONS IN PROS

Level	Years at PSU	2023 Team	2023 Organization
TRIPLE-A			
Justin Hagenman, P	2016-18	Worcester	Boston Red Sox
Jim Haley, 3B	2014-16	Lehigh Valley	Philadelphia Phillies
Taylor Lehman, P	2015-18	Lehigh Valley	Philadelphia Phillies
DOUBLE-A			
Dante Biasi, P	2017-18	NW Arkansas	Kansas City Royals
Bailey Dees, P	2018-21	Somerset	New York Yankees
HIGH-A			
Conor Larkin, P	2018-21	Vancouver	Toronto Blue Jays
Kyle Virbitsky, P	2018-21	Aberdeen	Baltimore Orioles
Justin Williams, 3B	2019-21	Asheville	Houston Astros
Matt Wood, C	2020-22	Wisconsin	Milwaukee Brewers
SINGLE-A			
Jay Harry, SS	2021-23	Fort Myers	Minnesota Twins
ROOKIE			
Daniel Ouderkirk, P	2023	AZL Mariners	Seattle Mariners

THE LAST TIME...

A Penn State Team

Won 10 or more consecutive games.....April 14-30, 2000
 Scored 10 or more runs in a game.....12, vs. Army; February 18, 2024
 Scored 20 or more runs in a game27, Michigan State; May 1, 2021
 Had a 10+ run inning.....10 (4th), vs. Ohio State; April 23, 2023
 Had 20+ hits.....21, Pitt; March 28, 2023
 Did not strikeout.....vs. Niagara; March 18, 2016
 Turned a triple play.....1st inning, at Rutgers; May 7, 2023
 Shut out an opponent.....vs. UMass (1-0); March 13, 2022
 Shut out consecutive opponents.....vs. Monmouth (1-0); February 15, 2019/vs. Monmouth (7-0), February 16, 2019
 Was shut out at home.....Milwaukee (12-0); March 20, 2022
 Was shut out on the road.....at Rutgers (10-0); May 6, 2023
 Was shut out in consecutive games..... at Delaware (5-0); March 18, 2017/Delaware (8-0); March 19, 2017
 Swept a three-game series at homeOhio State; April 21-23, 2023
 Swept a three-game series on the road.....at Northwestern; April 15-17, 2016
 Swept a three-game conference series at home.....Ohio State; April 21-23, 2022
 Swept a three-game conference series on the road.....at Northwestern; April 15-17, 2016
 Beat a ranked opponent.....vs. No. 20 Maryland (5-3); May 19, 2023
 Beat a ranked opponent on the road.....at #22 Miami (9-5); February 17, 2023
 Beat a Top-5 ranked opponent.....at #1 North Carolina (3-2); March 3, 2007
 Won a series against a ranked opponent.....at #16 Michigan (four games); April 12-13, 2007
 Won a series against a ranked opponent on the road.....at #16 Michigan (four games); April 12-13, 2007
 Played an extra-inning game.....vs. Monmouth (W, 6-5, 10); February 16, 2024
 Played a 12+ inning game.....vs. Brown (W, 6-4, 12); March 11, 2023
 Played a 15+ inning game Illinois (L, 4-2, 15); April 25, 2015

A Penn State Player

Hit two home runs in a game.....Jay Harry, vs. Brown; March 11, 2023
 Multiple players with two home runs in a game.....Billy Gerlott/Kyle Hannon/Matt Wood (2), at Ohio State; May 13, 2022
 Hit three home runs in a game.....Johnny Piacentino (3), vs. Northwestern; March 7, 2021
 Led off game with a home run.....Thomas Bramley, vs. Brown; March 11, 2023
 Hit a grand slam.....Johnny Piacentino (1st), vs. Ohio State; April 21, 2023
 Hit back-to-back homers.....Kyle Hannon/Thomas Bramley (3rd), vs. Indiana; April 2, 2023
 Hit a walk-off home run.....Jay Harry, vs. Brown; March 11, 2023
 Hit a pinch-hit home run.....Billy Gerlott, at Minnesota; April 24, 2022
 Hit an inside-the-park home run.....Kris Kremer, Pittsburgh; April 10, 2019
 Had five or more RBI in a game.....Ben Kailher (5), vs. Holy Cross; March 6, 2023
 Had seven or more RBI in a game.....Aaron Novak (8), at Charleston Southern; March 8, 2015
 Had four hits in a game.....Josh Spiegel (4), vs. Indiana; April 2, 2023
 Had five hits in a game.....Jay Harry (6), Michigan State; May 9, 2022
 Had six hits in a game.....Jay Harry (6), Michigan State; May 9, 2022
 Had two hits in an inning.....Tayven Kelley, vs. Pitt (8th); March 28, 2023
 Stole three or more bases.....Kyle Hannon, vs. Monmouth; February 17, 2024
 Had a 10-game hit streak.....Johnny Piacentino (17); March 21-May 12, 2023
 Had a 20-game hit streak.....Matt Wood (26); March 25-May 9, 2022

Had 10 or more strikeouts.....Travis Luensmann (10), vs. Indiana; April 1, 2023
 Had 10 or more strikeouts in back-to-back starts.....Daniel Ouder Kirk (11 vs. Dartmouth, 3/4/23; 10 vs. Brown, 3/10/23)
 Pitched a complete game.....Jaden Henline, Michigan State; May 8, 2022
 Pitched a nine-inning complete game.....Jaden Henline, Michigan State; May 8, 2022
 Pitched a combined nine-inning shutout....Mason Mellott/Tyler Shingledecker/Jaden Henline, vs. UMass; March 13, 2022
 Pitched an individual nine-inning shutout.....Greg Welsh, Michigan State; May 17, 2013
 Pitched an individual no-hitter.....Steven Hill, at Iowa; April 21, 2012

*Active Streak

**PAGE 10 | PENN STATE VS. STANFORD
HITTING/PITCHING CAREER BESTS**



#11 MASON BUTASH, P

Career Bests

IP	3.0	vs. Army	2/18/24
Longest Start	3.0	vs. Army	2/18/24
Longest Relief	n/a		
Hits	1	vs. Army	2/18/24
Runs	0	vs. Army	2/18/24
Earned Runs	0	vs. Army	2/18/24
Walks	0	vs. Army	2/18/24
Strikeouts	5	vs. Army	2/18/24



#34 CJ CARMICHAEL, IF

Career Bests

Hits	n/a
Runs	n/a
Doubles	n/a
Triples	n/a
Home Runs	n/a
RBI	n/a
Walks	n/a
Stolen Bases	n/a



#19 DEREK CEASE, IF

Career Bests

Hits	3	at Pitt	5/17/22
Runs	2	3x, last vs. Omaha	4/30/22
Doubles	1	5x, last at Omaha	5/10/23
Triples	n/a		
Home Runs	n/a		
RBI	2	2x, last vs. Delaware State	4/8/23
Walks	2	3x, last vs. Iowa	5/28/22
Stolen Bases	1	3x, last vs. Michigan State	5/8/22



#12 ADAM CECERE, OF

Career Bests

Hits	4*	vs. Miami	5/27/22
Runs	4*	vs. Towson	2/25/23
Doubles	2*	vs. Binghamton	2/24/23
Triples	1*	2x, last at Boston College	4/3/22
Home Runs	2*	5x, last vs. Illinois	2/19/23
RBI	4*	2x, last at UNC Greensboro	2/24/23
Walks	2	16x, last vs. Army	2/18/24
Stolen Bases	1*	3x, last at Liberty	3/15/23

*At Wake Forest (2020-23)



#43 JACOB COFFIN, P

Career Bests

IP	4.0	vs. Holy Cross	3/5/23
Longest Start	n/a		
Longest Relief	4.0	vs. Holy Cross	3/5/23
Hits	0	at Miami	2/18/23
Runs	0	2x, last vs. Holy Cross	3/5/23
Earned Runs	0	3x, last at Michigan	3/25/23
Walks	0	2x, last vs. Brown	3/11/23
Strikeouts	4	vs. Holy Cross	3/5/23



#36 AIDEN COLEMAN, P

Career Bests

IP	n/a
Longest Start	n/a
Longest Relief	n/a
Hits	n/a
Runs	n/a
Earned Runs	n/a
Walks	n/a
Strikeouts	n/a

HITTING/PITCHING CAREER BESTS



#31 CHIC DEGAETANO, P

Career Bests

IP	7.0*	vs. Lafayette	4/5/22
Longest Start	7.0*	vs. Lafayette	4/5/22
Longest Relief	6.0*	vs. Xavier	4/21/23
Hits	0*	7x, last vs. Saint Joseph's	5/16/23
Runs	0*	16x, last vs. Seton Hall	5/19/23
Earned Runs	0*	17x, last vs. Seton Hall	5/19/23
Walks	0	10x, last vs. Army	2/17/24
Strikeouts	10*	vs. Lafayette	4/5/22

* At Villanova (2020-23)



#10 BEN DEMELL, P

Career Bests

IP	4.1	vs. Brown	3/11/23
Longest Start	3.2	vs. Binghamton	3/21/23
Longest Relief	4.1	vs. Brown	3/11/23
Hits	0	vs. Army	2/17/24
Runs	0	4x, last vs. Army	2/17/24
Earned Runs	0	4x, last vs. Army	2/17/24
Walks	0	5x, last vs. Army	2/17/24
Strikeouts	6	vs. Wagner	3/4/23



#14 MICHAEL DIMARTINI, IF

Career Bests

Hits	n/a
Runs	n/a
Doubles	n/a
Triples	n/a
Home Runs	n/a
RBI	n/a
Walks	n/a
Stolen Bases	n/a



#3 BILLY GERLOTT, OF

Career Bests

Hits	4	at Ohio State	5/13/22
Runs	3	at Ohio State	5/13/22
Doubles	2	2x, last vs. Northern Illinois	2/24/23
Triples	1	3x, last at Michigan	3/25/23
Home Runs	2	at Ohio State	5/13/22
RBI	5	at Ohio State	5/13/22
Walks	3	vs. Ohio State	4/21/23
Stolen Bases	1	6x, last vs. Delaware State	4/8/23



#2 KYLE HANNON, IF

Career Bests

Hits	3	3x, last vs. Brown	3/11/23
Runs	3	3x, last vs. Bucknell	4/4/23
Doubles	1	15x, last vs. Maryland	5/19/23
Triples	1	3x, last vs. Ohio State	4/23/23
Home Runs	2	at Ohio State	5/13/22
RBI	3	at Ohio State	5/13/22
Walks	2	10x, last vs. Iowa	4/29/23
Stolen Bases	3	2x, last vs. Army	2/17/24



#24 JADEN HENLINE, P

Career Bests

IP	9.0	vs. Michigan State	5/8/22
Longest Start	9.0	vs. Michigan State	5/8/22
Longest Relief	6.0	2x, last vs. Brown	3/11/23
Hits	0	5x, last at Miami	2/17/23
Runs	0	11x, last vs. Brown	3/11/23
Earned Runs	0	12x, last vs. Brown	3/11/23
Walks	0	18x, last at Rutgers	5/6/23
Strikeouts	6	3x, last vs. Michigan State	5/8/22

**PAGE 12 | PENN STATE VS. STANFORD
HITTING/PITCHING CAREER BESTS**



#27 MASON HORWAT, P

Career Bests

IP	2.0	vs. Army	2/18/24
Longest Start	n/a		
Longest Relief	2.0	vs. Army	2/18/24
Hits	1	vs. Monmouth	2/16/24
Runs	1	vs. Monmouth	2/16/24
Earned Runs	0	vs. Monmouth	2/16/24
Walks	0	vs. Monmouth	2/16/24
Strikeouts	3	2x, last vs. Army	2/18/24



#4 MASON HOWELL, C

Career Bests

Hits	n/a
Runs	n/a
Doubles	n/a
Triples	n/a
Home Runs	n/a
RBI	n/a
Walks	n/a
Stolen Bases	n/a



#1 JOE JACONSKI, IF/OF

Career Bests

Hits	3	vs. Army	2/17/24
Runs	1	2x, last vs. Army	2/18/24
Doubles	n/a		
Triples	n/a		
Home Runs	n/a		
RBI	2*	vs. Radford	2/21/23
Walks	2	vs. Army	2/18/24
Stolen Bases	n/a		

* At North Carolina (2022-23)



#13 TAYVEN KELLEY, OF

Career Bests

Hits	3	5x, last vs. Delaware State	4/8/23
Runs	3	3x, last vs. Delaware State	4/8/23
Doubles	2	vs. Wagner	3/4/23
Triples	2	vs. Delaware State	4/8/23
Home Runs	1	7x, last vs. Army	2/18/24
RBI	4	2x, last vs. Army	2/18/24
Walks	3	vs. Iowa	4/29/23
Stolen Bases	2	vs. Holy Cross	3/5/23



#29 CARSON KOHLS, P

Career Bests

IP	3.2	vs. West Virginia	4/12/22
Longest Start	2.2	2x, last vs. Army	2/17/24
Longest Relief	3.2	vs. West Virginia	4/12/22
Hits	0	8x, last at Nebraska	5/12/23
Runs	0	13x, last at Nebraska	5/12/23
Earned Runs	0	18x, last at Nebraska	5/12/23
Walks	0	13x, last at Nebraska	5/12/23
Strikeouts	5	vs. Bucknell	4/6/22



#15 DAVID LEE, P

Career Bests

IP	2.1*	vs. Minnesota State	3/7/23
Longest Start	n/a		
Longest Relief	2.1*	vs. Minnesota State	3/7/23
Hits	0	7x, last vs. Army	2/18/24
Runs	0	8x, last vs. Army	2/18/24
Earned Runs	0	10x, last vs. Army	2/18/24
Walks	0	7x, last vs. Army	2/18/24
Strikeouts	3*	vs. Minnesota State	3/7/23


* At California (Pa.) (2020-23)

HITTING/PITCHING CAREER BESTS



#16 JAMES LORDI, P

Career Bests			
IP	2.2	vs. Army	2/17/24
Longest Start	n/a		
Longest Relief	2.2	vs. Army	2/17/24
Hits	3	vs. Army	2/17/24
Runs	1	vs. Army	2/17/24
Earned Runs	1	vs. Army	2/17/24
Walks	0	vs. Army	2/17/24
Strikeouts	1	vs. Army	2/17/24



#33 TRAVIS LUENSMANN, P

Career Bests			
IP	7.0	at Rutgers	5/7/23
Longest Start	6.0	4x, last vs. Monmouth	2/16/24
Longest Relief	7.0	at Rutgers	5/7/23
Hits	0*	2x, last at Winthrop	3/2/21
Runs	0	8x, last vs. Delaware State	4/7/23
Earned Runs	0	10x, last vs. Delaware State	4/7/23
Walks	0	5x, last at Northwestern	4/9/22
Strikeouts	10	vs. Indiana	4/1/23



#18 MATT MALONEY, C

Career Bests			
Hits	3*	4x, last vs. UMass	5/18/23
Runs	4*	vs. UMass	5/18/23
Doubles	2*	at St. Bonaventure	5/7/22
Triples	1*	vs. St. Bonaventure	5/12/23
Home Runs	1	4x, last vs. Army	2/18/24
RBI	4	2x, last vs. Army	2/18/24
Walks	2*	3x, last vs. UMass	5/18/23
Stolen Bases	1*	9x, last vs. St. Bonaventure	5/11/23

*At Dayton (2022-23)



#40 J.T. MARR, C

Career Bests			
Hits	5*	at Monmouth	4/14/23
Runs	4*	at Monmouth	4/14/23
Doubles	2*	vs. Hofstra	4/9/23
Triples	1*	4x, last vs. The Citadel	5/17/22
Home Runs	2*	vs. William & Mary	4/16/22
RBI	4*	2x, last vs. Northeastern	3/26/22
Walks	3*	vs. Charleston Southern	4/11/23
Stolen Bases	1*	19x, last at Georgia Southern	4/26/23

* At College of Charleston (2022-23)



#28 BOBBY MARSH, 1B/OF

Career Bests			
Hits	2	13x, last vs. Army	2/17/24
Runs	3	at Purdue	4/14/23
Doubles	2	2x, last vs. Maryland	5/18/23
Triples	n/a		
Home Runs	1	6x, last at Nebraska	5/12/23
RBI	4	vs. Maryland	5/18/23
Walks	2	at Purdue	4/14/23
Stolen Bases	1	2x, last vs. Army	2/18/24



#46 JACK MESSINA, P

Career Bests			
IP	n/a		
Longest Start	n/a		
Longest Relief	n/a		
Hits	n/a		
Runs	n/a		
Earned Runs	n/a		
Walks	n/a		
Strikeouts	n/a		

**PAGE 14 | PENN STATE VS. STANFORD
HITTING/PITCHING CAREER BESTS**



#32 KEVIN MICHAELS, IF

Career Bests

Hits	5*	3x, last vs. Georgetown	5/15/22
Runs	3*	4x, last at LIU	3/15/23
Doubles	2*	vs. Creighton	4/16/22
Triples	1*	2x, last vs. Butler	4/22/22
Home Runs	2*	vs. Sacred Heart	3/18/22
RBI	6*	vs. Sacred Heart	3/18/22
Walks	3*	at Marshall	3/4/23
Stolen Bases	1*	vs. Quinnipiac	3/26/22

* At St. John's (2022-23)



#41 ZACH MIZRAHI, P

Career Bests

IP	n/a
Longest Start	n/a
Longest Relief	n/a
Hits	n/a
Runs	n/a
Earned Runs	n/a
Walks	n/a
Strikeouts	n/a



#23 BRYCE MOLINARO, IF

Career Bests

Hits	1	2x, last vs. Army	2/17/24
Runs	1	vs. Army	2/18/24
Doubles	n/a		
Triples	n/a		
Home Runs	n/a		
RBI	1	3x, last vs. Army	2/18/24
Walks	1	vs. Army	2/18/24
Stolen Bases	n/a		



#26 MATT MORASH, P

Career Bests

IP	2.2	vs. Army	2/17/24
Longest Start	n/a		
Longest Relief	2.2	vs. Army	2/17/24
Hits	2	vs. Army	2/17/24
Runs	1	vs. Army	2/17/24
Earned Runs	1	vs. Army	2/17/24
Walks	2	vs. Army	2/17/24
Strikeouts	1	vs. Army	2/17/24



#0 GRANT NORRIS, IF

Career Bests

Hits	3	at Nebraska	5/14/23
Runs	3	vs. Delaware State	4/8/23
Doubles	1	9x, last vs. Maryland	5/18/23
Triples	1	3x, last vs. Maryland	5/18/23
Home Runs	1	8x, last at Nebraska	5/13/23
RBI	4	vs. Wagner	3/4/23
Walks	2	3x, last vs. Delaware State	4/7/23
Stolen Bases	2	vs. Delaware State	4/8/23



#38 ALEX PAK, P

Career Bests

IP	n/a
Longest Start	n/a
Longest Relief	n/a
Hits	n/a
Runs	n/a
Earned Runs	n/a
Walks	n/a
Strikeouts	n/a

HITTING/PITCHING CAREER BESTS



#21 WILL PERKOWSKI, 1B/P

Career Bests


Hits	n/a
Runs	n/a
Doubles	n/a
Triples	n/a
Home Runs	n/a
RBI	n/a
Walks	n/a
Stolen Bases	n/a



#7 CJ PITTARO, IF

Career Bests

Hits	2	7x, last vs. Maryland	5/20/23
Runs	2	3x, last vs. Pitt	3/28/23
Doubles	1	4x, last at Omaha	5/10/23
Triples	1	vs. Maryland	5/20/23
Home Runs	n/a		
RBI	3	2x, last vs. Rutgers	3/26/22
Walks	2	2x, last vs. Purdue	4/14/22
Stolen Bases	1	vs. Bucknell	4/6/22



#25 CHASE RENNER, P

Career Bests

IP	2.2	at Miami	2/18/23
Longest Start	1.0	vs. Rutgers	3/25/22
Longest Relief	2.2	at Miami	2/18/23
Hits	0	4x, last vs. West Virginia	4/10/22
Runs	0	7x, last vs. Iowa	5/28/22
Earned Runs	0	7x, last vs. Iowa	5/28/22
Walks	0	4x, last at Minnesota	4/22/22
Strikeouts	4	vs. Bucknell	4/6/22



#20 FRANKIE SANCHEZ, P

Career Bests

IP	7.0*	3x, last vs. Pace	5/19/23
Longest Start	7.0*	3x, last vs. Pace	5/19/23
Longest Relief	5.2*	vs. North Greenville	6/7/23
Hits	0*	7x, last vs. North Greenville	6/7/23
Runs	0*	13x, last vs. Augustana	6/6/23
Earned Runs	0*	14x, last vs. Augustana	6/6/23
Walks	0*	11x, last at Molloy	5/6/23
Strikeouts	9	2x, last vs. Army	2/17/24


* At Southern New Hampshire (2022-23)



#30 ANTHONY STEELE, P

Career Bests

IP	2.2	vs. Army	2/18/24
Longest Start	0.2	vs. Bucknell	4/6/22
Longest Relief	2.2	vs. Army	2/18/24
Hits	0	4x, last vs. Iowa	4/29/23
Runs	0	11x, last vs. Army	2/18/24
Earned Runs	0	12x, last vs. Army	2/18/24
Walks	0	7x, last vs. Army	2/18/24
Strikeouts	5	vs. Army	2/18/24



#9 CONNOR THRONEBERRY, P

Career Bests

IP	2.2	vs. Holy Cross	3/5/23
Longest Start	n/a		
Longest Relief	2.2	vs. Holy Cross	3/5/23
Hits	0	3x, last vs. West Virginia	4/11/23
Runs	0	5x, last vs. West Virginia	4/11/23
Earned Runs	0	6x, last vs. Youngstown State	4/18/23
Walks	0	6x, last at Omaha	5/10/23
Strikeouts	3	vs. Holy Cross	3/5/23

**PAGE 16 | PENN STATE VS. STANFORD
HITTING/PITCHING CAREER BESTS**



#6 TY TORTI, IF

Career Bests

Hits	1	vs. Binghamton	3/21/23
Runs	1	2x, last vs. Binghamton	3/21/23
Doubles	n/a		
Triples	n/a		
Home Runs	n/a		
RBI	n/a		
Walks	2	vs. Wagner	3/4/23
Stolen Bases	n/a		



#22 BRANDON WINGENROTH, P

Career Bests

IP	n/a
Longest Start	n/a
Longest Relief	n/a
Hits	n/a
Runs	n/a
Earned Runs	n/a
Walks	n/a
Strikeouts	n/a



#35 ADIN ZORN, OF

Career Bests

Hits	n/a
Runs	n/a
Doubles	n/a
Triples	n/a
Home Runs	n/a
RBI	n/a
Walks	n/a
Stolen Bases	n/a

CAREER STATS

#11 MASON BUTASH P R/R FR. 6-2/195 CHANTILLY, VA.

Year	ERA	W-L	APP	GS	CG	SHO	SV	IP	H	R	ER	BB	SO	2B	3B	HR	BF	BAA	WP	HBP	BK	SFA	SHA
2024	0.00	0-0	1	1	0	0/0	0	3.0	1	0	0	0	5	0	0	0	9	.111	0	0	0	0	0
TOTAL	0.00	0-0	1	1	0	0/0	0	3.0	1	0	0	0	5	0	0	0	9	.111	0	0	0	0	0

#34 CJ CARMICHAEL IF R/R R-FR. 6-1/170 LANCASTER, OHIO

Year	Avg	GP-GS	AB	R	H	2B	3B	HR	RBI	TB	SLG%	BB	HBP	SO	GDP	OB%	SF	SH	SB-ATT	PO	A	E	FLD%
2023	-	-	-	-	-	-	-	-	-	-	-	-	-	-	-	-	-	-	-	-	-	-	-
2024	-	-	-	-	-	-	-	-	-	-	-	-	-	-	-	-	-	-	-	-	-	-	-
TOTAL	-	-	-	-	-	-	-	-	-	-	-	-	-	-	-	-	-	-	-	-	-	-	-

#19 DEREK CEASE IF R/R JR. 5-8/150 PLYMOUTH, PA.

Year	Avg	GP-GS	AB	R	H	2B	3B	HR	RBI	TB	SLG%	BB	HBP	SO	GDP	OB%	SF	SH	SB-ATT	PO	A	E	FLD%
2022	.226	43-28	93	17	21	2	0	0	7	23	.247	19	2	20	1	.368	0	0	3-3	38	76	8	.934
2023	.267	17-2	15	5	4	3	0	0	3	7	.467	0	0	3	0	.267	0	0	0-0	1	1	0	1.000
2024	.000	1-0	0	1	0	0	0	0	0	0	.000	0	0	0	0	.000	0	0	0-0	0	0	0	.000
TOTAL	.231	61-30	108	23	25	5	0	0	10	30	.278	19	2	23	1	.357	0	0	3-3	39	77	8	.935

#12 ADAM CECERE OF L/R GR. 6-4/230 ADAMS TOWNSHIP, PA.

Year	Avg	GP-GS	AB	R	H	2B	3B	HR	RBI	TB	SLG%	BB	HBP	SO	GDP	OB%	SF	SH	SB-ATT	PO	A	E	FLD%
2020*	.241	10-8	29	9	7	1	0	4	12	20	.690	3	1	10	0	.333	0	0	0-0	5	0	0	1.000
2021*	.192	33-22	78	15	15	5	1	4	15	34	.436	17	1	41	0	.340	1	0	0-0	24	0	0	1.000
2022*	.318	58-58	223	50	71	8	1	14	52	123	.552	29	9	66	4	.411	4	1	2-4	85	0	2	.977
2023*	.284	42-42	141	40	40	11	0	10	37	81	.574	31	6	54	2	.430	1	0	1-1	27	2	0	1.000
2024	.364	4-4	11	5	4	1	0	1	2	8	.727	5	2	2	0	.611	0	0	0-0	9	1	0	1.000
TOTAL	.284	147-134	482	119	137	26	2	33	118	266	.552	85	19	173	6	.407	6	1	3-5	150	3	2	.987

* At Wake Forest

#43 JACOB COFFIN P S/L SO. 6-0/161 APEX, N.C.

Year	ERA	W-L	APP	GS	CG	SHO	SV	IP	H	R	ER	BB	SO	2B	3B	HR	BF	BAA	WP	HBP	BK	SFA	SHA
2023	5.00	0-0	5	0	0	0/0	0	9.0	8	6	5	6	7	1	0	2	42	.235	2	2	0	0	0
2024	-	-	-	-	-	-	-	-	-	-	-	-	-	-	-	-	-	-	-	-	-	-	-
TOTAL	5.00	0-0	5	0	0	0/0	0	9.0	8	6	5	6	7	1	0	2	42	.235	2	2	0	0	0

#36 AIDEN COLEMAN P R/R FR. 5-10/163 TYRONE, PA.

Year	ERA	W-L	APP	GS	CG	SHO	SV	IP	H	R	ER	BB	SO	2B	3B	HR	BF	BAA	WP	HBP	BK	SFA	SHA
2023	-	-	-	-	-	-	-	-	-	-	-	-	-	-	-	-	-	-	-	-	-	-	-
2024	-	-	-	-	-	-	-	-	-	-	-	-	-	-	-	-	-	-	-	-	-	-	-
TOTAL	-	-	-	-	-	-	-	-	-	-	-	-	-	-	-	-	-	-	-	-	-	-	-

#31 CHIC DEGAETANO P R/R GR. 6-2/214 SUGARLOAF, PA.

Year	ERA	W-L	APP	GS	CG	SHO	SV	IP	H	R	ER	BB	SO	2B	3B	HR	BF	BAA	WP	HBP	BK	SFA	SHA
2020*	0.00	0-0	2	0	0	0/0	0	1.2	1	0	0	2	1	0	0	0	8	.167	0	0	0	0	0
2021*	18.00	0-0	2	0	0	0/0	0	2.0	4	4	4	1	3	0	1	2	11	.400	0	0	0	0	0
2022*	5.79	4-0	17	9	0	0/0	0	51.1	45	36	33	25	47	10	1	4	226	.234	6	6	0	3	0
2023*	7.21	2-4	20	6	0	0/0	0	48.2	56	43	39	27	48	6	1	8	229	.299	3	9	0	5	1
2024	13.50	0-0	1	0	0	0/0	0	1.1	4	2	2	0	1	0	0	1	8	.500	0	0	0	0	0
TOTAL	6.69	2-4	42	15	0	0	0	104.3	110	85	78	55	100	16	3	15	482	.273	9	15	0	8	1

* At Villanova

#10 BEN DEMELL P L/R R-SO. 6-5/205 CONCORD, OHIO

Year	ERA	W-L	APP	GS	CG	SHO	SV	IP	H	R	ER	BB	SO	2B	3B	HR	BF	BAA	WP	HBP	BK	SFA	SHA
2022	0.00	0-0	1	0	0	0/0	0	1.2	1	0	0	3	2	0	0	0	10	.167	0	1	0	0	0
2023	10.13	0-0	11	4	0	0/0	1	24.0	45	33	27	13	21	8	1	2	136	.395	1	6	0	3	0
2024	0.00	0-0	1	0	0	0/0	1	1.2	0	0	0	0	3	0	0	0	7	.000	0	1	0	0	0
TOTAL	8.89	0-0	13	4	0	0/0	2	27.1	46	33	27	16	26	8	1	2	153	.365	1	8	0	3	0

CAREER STATS

#14 MICHAEL DIMARTINI IF R/R FR. 6-1/205 SOUTH FAYETTE, PA.

Year	Avg	GP-GS	AB	R	H	2B	3B	HR	RBI	TB	SLG%	BB	HBP	SO	GDP	OB%	SF	SH	SB-ATT	PO	A	E	FLD%
2024	-	-	-	-	-	-	-	-	-	-	-	-	-	-	-	-	-	-	-	-	-	-	-
TOTAL	-	-	-	-	-	-	-	-	-	-	-	-	-	-	-	-	-	-	-	-	-	-	-

#3 BILLY GERLOTT OF R/R R-JR. 6-1/181 AUBURN, PA.

Year	Avg	GP-GS	AB	R	H	2B	3B	HR	RBI	TB	SLG%	BB	HBP	SO	GDP	OB%	SF	SH	SB-ATT	PO	A	E	FLD%
2021	-	-	-	-	-	-	-	-	-	-	-	-	-	-	-	-	-	-	-	-	-	-	-
2022	.237	54-51	190	25	45	12	2	6	33	79	.416	23	5	52	7	.332	2	0	4-6	83	3	1	.989
2023	.241	46-43	141	18	34	3	1	2	17	45	.319	25	4	33	2	.371	0	0	4-4	82	1	1	.988
2024	.500	3-0	2	0	1	0	0	0	0	1	.500	1	0	0	0	.667	0	0	0-1	2	0	0	1.000
TOTAL	.240	103-94	333	43	80	15	3	8	50	125	.375	49	9	85	9	.351	2	0	8-11	167	4	2	.988

#2 KYLE HANNON IF/OF L/R SR. 5-10/186 HARRISBURG, PA.

Year	Avg	GP-GS	AB	R	H	2B	3B	HR	RBI	TB	SLG%	BB	HBP	SO	GDP	OB%	SF	SH	SB-ATT	PO	A	E	FLD%
2021	.133	12-9	30	3	4	1	1	0	1	7	.233	2	0	12	0	.188	0	1	0-0	15	0	0	1.000
2022	.230	36-34	126	20	29	7	1	4	19	51	.397	15	2	34	3	.319	1	0	7-7	30	72	14	.879
2023	.293	49-49	181	51	53	10	2	7	25	88	.486	31	4	31	2	.402	3	0	27-34	89	130	8	.965
2024	.211	4-4	19	3	4	0	0	0	0	4	.211	1	0	2	3	.250	0	0	3-3	11	9	2	.909
TOTAL	.253	101-96	356	77	90	18	4	11	45	149	.419	49	6	79	8	.349	4	1	37-44	145	211	24	.937

#24 JADEN HENLINE P L/R SR. 6-2/170 NEW CUMBERLAND, PA.

Year	ERA	W-L	App	GS	CG	SHO	SV	IP	H	R	ER	BB	SO	2B	3B	HR	BF	B/Avg	WP	HBP	BK	SFA	SHA
2021	3.72	0-1	9	3	0	0/0	0	19.1	17	8	8	8	22	2	0	2	86	.230	1	3	0	0	1
2022	5.64	2-3	17	7	1	0/1	3	59.0	74	44	37	16	56	18	4	6	263	.310	6	3	0	1	4
2023	4.70	5-3	15	9	0	0/0	1	61.1	78	39	32	17	35	10	1	3	278	.315	3	5	1	4	4
2024	-	-	-	-	-	-	-	-	-	-	-	-	-	-	-	-	-	-	-	-	-	-	-
TOTAL	4.96	7-7	41	19	1	0/1	4	139.2	169	91	77	41	113	30	5	11	627	.301	10	11	1	5	9

#27 MASON HORWAT P R/R FR. 6-1/185 PITTSBURGH, PA.

Year	ERA	W-L	APP	GS	CG	SHO	SV	IP	H	R	ER	BB	SO	2B	3B	HR	BF	BAA	WP	HBP	BK	SFA	SHA
2024	12.00	0-0	2	0	0	0/0	0	3.0	5	5	4	2	6	1	0	1	17	.333	1	0	0	0	0
TOTAL	12.00	0-0	2	0	0	0/0	0	3.0	5	5	4	2	6	1	0	1	17	.333	1	0	0	0	0

#4 MARTIN HOWELL C R/R FR. 6-2/205 GILLETTE, N.J.

Year	Avg	GP-GS	AB	R	H	2B	3B	HR	RBI	TB	SLG%	BB	HBP	SO	GDP	OB%	SF	SH	SB-ATT	PO	A	E	FLD%
2024	-	-	-	-	-	-	-	-	-	-	-	-	-	-	-	-	-	-	-	-	-	-	-
TOTAL	-	-	-	-	-	-	-	-	-	-	-	-	-	-	-	-	-	-	-	-	-	-	-

#1 JOE JACONSKI IF L/R JR. 6-0/190 PLYMOUTH MEETING, PA.

Year	Avg	GP-GS	AB	R	H	2B	3B	HR	RBI	TB	SLG%	BB	HBP	SO	GDP	OB%	SF	SH	SB-ATT	PO	A	E	FLD%
2022*	.174	20-5	23	1	4	0	0	0	0	4	.174	2	1	6	1	.269	0	0	0-0	13	4	0	1.000
2023*	.000	4-0	4	0	0	0	0	0	2	0	.000	0	0	2	0	.000	1	0	0-0	0	0	1	.000
2024	.600	4-3	10	1	6	0	0	0	0	6	.600	2	1	1	0	.692	0	1	0-1	18	1	1	.950
TOTAL	.270	28-8	37	2	10	0	0	0	2	10	.270	4	2	9	1	.364	1	1	0-1	31	5	2	.947

* At North Carolina

#13 TAYVEN KELLEY OF R/R SR.+ 6-3/198 BOILING SPRINGS, PA.

Year	Avg	GP-GS	AB	R	H	2B	3B	HR	RBI	TB	SLG%	BB	HBP	SO	GDP	OB%	SF	SH	SB-ATT	PO	A	E	FLD%
2020	.188	9-4	16	4	3	2	0	0	1	5	.313	3	1	8	0	.350	0	0	0-0	10	0	0	1.000
2021	.238	28-27	101	8	24	8	2	1	9	39	.386	10	1	37	2	.313	0	3	0-2	53	1	4	.931
2022	.192	49-43	172	20	33	6	4	0	20	47	.273	9	1	66	4	.236	0	1	2-3	92	2	6	.940
2023	.246	46-45	171	33	42	12	5	4	31	76	.444	15	0	63	1	.306	0	1	4-5	88	2	6	.938
2024	.250	4-3	12	4	3	0	0	2	5	9	.750	0	0	1	0	.250	0	0	1-1	3	1	0	1.000
TOTAL	.222	136-122	472	69	105	28	11	7	66	176	.373	37	3	175	7	.283	0	5	7-11	246	6	16	.940

CAREER STATS

#29 CARSON KOHLS P R/R SR. 6-0/209 SACRAMENTO, CALIF.

Year	ERA	W-L	App	GS	CG	SHO	SV	IP	H	R	ER	BB	SO	2B	3B	HR	BF	B/Avg	WP	HBP	BK	SFA	SHA
2021	3.18	0-0	5	0	0	0/0	0	5.2	7	3	2	2	4	1	1	1	27	.304	1	2	0	0	0
2022	4.60	2-0	18	1	0	0/0	0	29.1	29	20	15	21	25	1	2	1	136	.269	5	4	1	1	2
2023	7.36	0-0	9	0	0	0/0	0	7.1	9	8	6	6	4	1	1	1	36	.321	4	1	0	1	0
2024	23.62	0-1	1	1	0	0/0	0	2.2	7	7	7	1	1	1	0	1	16	.500	0	1	0	0	0
TOTAL	6.00	2-1	33	2	0	0/0	0	45.0	52	38	30	30	34	4	4	4	215	.301	10	8	1	2	2

#15 DAVID LEE P R/R SR. 6-2/210 PITTSBURGH, PA.

Year	ERA	W-L	App	GS	CG	SHO	SV	IP	H	R	ER	BB	SO	2B	3B	HR	BF	B/Avg	WP	HBP	BK	SFA	SHA
2020*	-	-	-	-	-	-	-	-	-	-	-	-	-	-	-	-	-	-	-	-	-	-	-
2021*	-	-	-	-	-	-	-	-	-	-	-	-	-	-	-	-	-	-	-	-	-	-	-
2022*	-	-	-	-	-	-	-	-	-	-	-	-	-	-	-	-	-	-	-	-	-	-	-
2023*	4.50	3-0	11	0	0	0/0	1	12.0	7	8	6	12	13	2	0	0	59	.163	4	3	0	1	0
2024	0.00	1-0	2	0	0	0/0	0	2.1	1	1	0	0	1	0	0	0	9	.125	0	0	0	0	1
TOTAL	3.77	4-0	13	0	0	0/0	1	14.1	8	9	6	12	14	2	0	0	68	.157	4	3	0	1	1

* At California (Pa.)

#16 JAMES LORDI P L/L R-FR. 6-0/192 JIM THORPE, PA.

Year	ERA	W-L	APP	GS	CG	SHO	SV	IP	H	R	ER	BB	SO	2B	3B	HR	BF	BAA	WP	HBP	BK	SFA	SHA
2023	-	-	-	-	-	-	-	-	-	-	-	-	-	-	-	-	-	-	-	-	-	-	-
2024	3.37	0-0	1	0	0	0/0	0	2.2	3	1	1	0	1	1	0	0	12	.300	0	1	0	0	1
TOTAL	3.37	0-0	1	0	0	0/0	0	2.2	3	1	1	0	1	1	0	0	12	.300	0	1	0	0	1

#33 TRAVIS LUENSMANN P R/R SR. 6-6/234 ALTOONA, PA.

Year	ERA	W-L	App	GS	CG	SHO	SV	IP	H	R	ER	BB	SO	2B	3B	HR	BF	B/Avg	WP	HBP	BK	SFA	SHA
2021*	15.43	0-1	4	0	0	0/0	0	2.1	4	6	4	1	2	2	0	0	12	.333	0	0	1	0	0
2022	4.52	2-3	15	12	0	0/0	2	67.2	68	43	34	34	78	5	3	3	313	.256	7	5	0	3	5
2023	4.35	6-5	14	6	0	0/0	1	60.0	54	38	29	39	59	7	3	3	283	.243	8	18	0	3	1
2024	3.00	0-0	1	1	0	0/0	0	6.0	3	3	2	3	3	0	0	1	24	.150	0	1	0	0	0
TOTAL	4.57	8-9	34	19	0	0/0	3	136.0	129	90	69	77	142	14	6	7	632	.249	15	24	1	6	6
at PSU	4.38	8-8	30	19	0	0/0	3	133.2	125	84	65	76	140	12	6	7	620	.246	15	24	0	6	6

*At South Carolina

#18 MATT MALONEY C L/R JR. 5-11/170 WINDHAM, N.H.

Year	Avg	GP-GS	AB	R	H	2B	3B	HR	RBI	TB	SLG%	BB	HBP	SO	GDP	OB%	SF	SH	SB-ATT	PO	A	E	FLD%
2022*	.248	41-32	117	14	29	6	0	0	14	35	.299	11	8	32	1	.348	2	0	5-8	238	22	9	.967
2023*	.297	50-40	145	34	43	3	1	3	16	57	.393	15	9	45	2	.390	3	0	4-7	241	21	2	.992
2024	.625	3-3	8	3	5	0	0	1	11	8	1.000	3	0	0	0	.667	1	0	0-1	31	4	0	1.000
TOTAL	.285	94-75	270	51	77	9	1	4	41	100	.370	29	17	77	3	.382	6	0	9-16	510	47	11	.981

*At Dayton

#40 J.T. MARR C L/R GR. 6-0/190 FORT MILL, S.C.

Year	Avg	GP-GS	AB	R	H	2B	3B	HR	RBI	TB	SLG%	BB	HBP	SO	GDP	OB%	SF	SH	SB-ATT	PO	A	E	FLD%
2022*	.298	57-57	228	39	68	9	4	7	42	106	.465	16	3	38	6	.348	3	0	13-13	396	31	2	.995
2023*	.298	43-42	171	24	51	9	0	3	27	69	.404	12	5	29	2	.351	6	0	6-6	286	18	1	.997
2024	.444	4-4	18	3	8	1	0	0	1	9	.500	1	0	2	0	.474	0	0	0-0	5	0	0	1.000
TOTAL	.305	104-103	417	66	127	19	4	10	69	184	.441	29	8	69	8	.354	9	0	19-19	687	49	3	.996

*At College of Charleston

#28 BOBBY MARSH OF/1B L/L FR. 6-3/194 BELLEFONTE, PA.

Year	Avg	GP-GS	AB	R	H	2B	3B	HR	RBI	TB	SLG%	BB	HBP	SO	GDP	OB%	SF	SH	SB-ATT	PO	A	E	FLD%
2023	.310	44-38	145	33	45	13	0	6	35	76	.524	14	5	34	2	.388	1	0	0-0	8	1	1	.900
2024	.364	4-4	11	2	4	1	0	0	0	5	.455	1	1	1	0	.462	0	0	2-2	3	0	0	1.000
TOTAL	.314	48-42	156	35	49	14	0	6	35	81	.519	15	6	35	2	.393	1	0	2-2	11	1	1	.923

CAREER STATS

#46 JACK MESSINA 1B/P L/L FR. 6-0/205 STATE COLLEGE, PA.

Year	Avg	GP-GS	AB	R	H	2B	3B	HR	RBI	TB	SLG%	BB	HBP	SO	GDP	OB%	SF	SH	SB-ATT	PO	A	E	FLD%
2024	-	-	-	-	-	-	-	-	-	-	-	-	-	-	-	-	-	-	-	-	-	-	-
TOTAL	-	-	-	-	-	-	-	-	-	-	-	-	-	-	-	-	-	-	-	-	-	-	-

#32 KEVIN MICHAELS IF R/R GR. 5-11/175 ENCININTAS, CALIF.

Year	Avg	GP-GS	AB	R	H	2B	3B	HR	RBI	TB	SLG%	BB	HBP	SO	GDP	OB%	SF	SH	SB-ATT	PO	A	E	FLD%
2022*	.330	49-49	188	34	62	15	2	7	46	102	.543	13	6	24	5	.389	1	0	1-3	70	122	25	.885
2023*	.219	39-35	137	25	30	8	0	1	10	41	.299	17	6	34	1	.327	2	0	0-1	43	84	5	.962
2024	.182	3-3	11	1	2	0	0	0	0	2	.182	0	0	1	0	.182	0	0	0-0	20	2	0	1.000
TOTAL	.280	91-87	336	60	94	23	2	8	56	145	.432	30	12	59	6	.357	3	0	1-4	133	208	30	.919

*At St. John's

#41 ZACH MIZRAHI P L/L JR. 6-1/195 JACKSONVILLE, FLA.

Year	ERA	W-L	APP	GS	CG	SHO	SV	IP	H	R	ER	BB	SO	2B	3B	HR	BF	BAA	WP	HBP	BK	SFA	SHA
2024	-	-	-	-	-	-	-	-	-	-	-	-	-	-	-	-	-	-	-	-	-	-	-
TOTAL	-	-	-	-	-	-	-	-	-	-	-	-	-	-	-	-	-	-	-	-	-	-	-

#23 BRYCE MOLINARO IF R/R SO. 6-0/190 DRUMS, PA.

Year	Avg	GP-GS	AB	R	H	2B	3B	HR	RBI	TB	SLG%	BB	HBP	SO	GDP	OB%	SF	SH	SB-ATT	PO	A	E	FLD%
2024	.118	4-4	17	1	2	0	0	0	3	2	.118	1	1	6	1	.211	0	0	0-0	3	9	2	.857
TOTAL	.118	4-4	17	1	2	0	0	0	3	2	.118	1	1	6	1	.211	0	0	0-0	3	9	2	.857

#26 MATT MORASH P L/L FR. 6-0/200 WESTFORD, MASS.

Year	ERA	W-L	APP	GS	CG	SHO	SV	IP	H	R	ER	BB	SO	2B	3B	HR	BF	BAA	WP	HBP	BK	SFA	SHA
2024	3.37	0-0	1	0	0	0/0	0	2.2	2	1	1	2	1	0	0	1	12	.200	0	0	0	0	0
TOTAL	3.37	0-0	1	0	0	0/0	0	2.2	2	1	1	2	1	0	0	1	12	.200	0	0	0	0	0

#0 GRANT NORRIS IF R/R GR. 6-1/192 SOMERSET, PA.

Year	Avg	GP-GS	AB	R	H	2B	3B	HR	RBI	TB	SLG%	BB	HBP	SO	GDP	OB%	SF	SH	SB-ATT	PO	A	E	FLD%
2020*	.111	10-7	18	3	2	0	0	0	2	2	.111	4	3	9	0	.346	1	0	0-0	15	18	1	.971
2021*	.000	11-3	14	2	0	0	0	0	0	0	.000	3	0	8	0	.176	0	0	0-0	1	6	0	1.000
2022*	.300	11-0	10	3	3	0	0	1	2	6	.600	1	0	5	0	.364	0	0	0-0	3	2	1	.833
2023	.276	41-41	145	28	40	11	3	7	42	77	.538	17	5	52	2	.367	2	0	3-4	21	55	9	.894
2024	.071	4-4	14	1	1	1	0	0	1	2	.143	1	1	5	0	.188	0	0	1-1	3	10	0	1.000
TOTAL	.229	77-55	201	37	46	12	3	8	47	87	.438	26	9	79	2	.339	3	0	4-5	43	91	11	.924
at PSU	.258	45-45	159	29	41	12	3	7	43	79	.503	18	6	57	2	.351	2	0	4-5	24	65	9	.908

*At Duke

#38 ALEX PAK P L/L FR. 6-1/195 WALLINGFORD, PA.

Year	ERA	W-L	APP	GS	CG	SHO	SV	IP	H	R	ER	BB	SO	2B	3B	HR	BF	BAA	WP	HBP	BK	SFA	SHA
2024	-	-	-	-	-	-	-	-	-	-	-	-	-	-	-	-	-	-	-	-	-	-	-
TOTAL	-	-	-	-	-	-	-	-	-	-	-	-	-	-	-	-	-	-	-	-	-	-	-

#21 WILL PERKOWSKI 1B/P R/R FR. 6-4/200 NEW BOSTON, N.H.

Year	Avg	GP-GS	AB	R	H	2B	3B	HR	RBI	TB	SLG%	BB	HBP	SO	GDP	OB%	SF	SH	SB-ATT	PO	A	E	FLD%
2024	-	-	-	-	-	-	-	-	-	-	-	-	-	-	-	-	-	-	-	-	-	-	-
TOTAL	-	-	-	-	-	-	-	-	-	-	-	-	-	-	-	-	-	-	-	-	-	-	-

CAREER STATS

#7 C.J. PITTARO IF L/R SR. 6-1/204 HAMILTON, N.J.

Year	Avg	GP-GS	AB	R	H	2B	3B	HR	RBI	TB	SLG%	BB	HBP	SO	GDP	OB%	SF	SH	SB-ATT	PO	A	E	FLD%
2021*	.333	5-0	3	0	1	0	0	0	3	1	.333	0	0	0	0	.333	0	0	0-0	0	1	0	1.000
2022	.238	32-22	80	14	19	3	0	0	10	22	.275	11	1	23	1	.337	0	0	1-2	15	32	5	.904
2023	.277	24-9	47	7	13	1	1	0	8	16	.340	2	0	11	1	.306	0	0	0-0	41	0	1	.976
2024	-	-	-	-	-	-	-	-	-	-	-	-	-	-	-	-	-	-	-	-	-	-	-
TOTAL	.254	61-31	130	21	33	4	1	0	21	39	.300	13	1	34	2	.326	0	0	1-2	56	33	6	.937
at PSU	.252	56-31	127	21	32	4	1	0	18	38	.299	13	1	34	2	.326	0	0	1-2	56	32	6	.936

*At Vanderbilt

#25 CHASE RENNER P R/R SO. 6-4/200 ALBURTIS, PA.

Year	ERA	W-L	APP	GS	CG	SHO	SV	IP	H	R	ER	BB	SO	2B	3B	HR	BF	BAA	WP	HBP	BK	SFA	SHA
2022	6.19	2-2	13	1	0	0/0	1	16.0	17	14	11	16	19	4	0	0	80	.283	4	1	0	1	2
2023	10.12	0-0	1	0	0	0/0	0	2.2	4	3	3	3	2	0	0	2	14	.364	0	0	0	0	0
2024	-	-	-	-	-	-	-	-	-	-	-	-	-	-	-	-	-	-	-	-	-	-	-
TOTAL	6.75	2-2	14	1	0	0/0	1	18.2	21	17	14	19	21	4	0	2	94	.296	4	1	0	1	2

#20 FRANKIE SANCHEZ P L/R JR. 6-0/195 KENDALL PARK, N.J.

Year	ERA	W-L	APP	GS	CG	SHO	SV	IP	H	R	ER	BB	SO	2B	3B	HR	BF	BAA	WP	HBP	BK	SFA	SHA
2022*	6.75	0-0	8	0	0	0	0	9.1	11	7	7	8	12	2	0	2	46	.289	2	0	0	0	0
2023*	2.44	8-1	16	6	1	1/0	2	66.1	53	20	18	22	71	9	1	4	271	.218	1	2	2	2	2
2024	1.50	1-0	1	1	0	0/0	0	6.0	3	1	1	3	9	0	1	0	23	.150	0	0	0	0	0
TOTAL	2.87	9-1	25	7	1	1/0	2	81.2	67	28	26	33	92	11	2	6	340	.223	3	2	2	2	2

*At Southern New Hampshire

#30 ANTHONY STEELE P L/L JR. 6-4/230 SHELTON, CONN.

Year	ERA	W-L	APP	GS	CG	SHO	SV	IP	H	R	ER	BB	SO	2B	3B	HR	BF	BAA	WP	HBP	BK	SFA	SHA
2022	15.19	0-0	7	1	0	0/0	0	5.1	10	11	9	7	9	1	1	0	40	.370	2	6	0	0	0
2023	6.43	2-1	11	1	0	0/0	0	14.0	10	12	10	11	21	3	0	1	68	.192	3	4	0	0	1
2024	0.00	1-0	2	0	0	0/0	0	4.2	2	0	0	0	7	1	0	0	17	.118	1	0	0	0	0
TOTAL	7.13	3-1	20	2	0	0/0	0	24.0	22	23	19	18	37	5	1	1	125	.229	6	10	0	0	1

#9 CONNOR THRONEBERRY P R/R R-SO. 6-6/235 ST. LOUIS, MO.

Year	ERA	W-L	APP	GS	CG	SHO	SV	IP	H	R	ER	BB	SO	2B	3B	HR	BF	BAA	WP	HBP	BK	SFA	SHA
2022	-	-	-	-	-	-	-	-	-	-	-	-	-	-	-	-	-	-	-	-	-	-	-
2023	10.91	0-1	13	0	0	0/0	0	15.2	25	22	19	10	13	6	0	4	86	.347	0	3	0	1	0
2024	9.00	0-0	1	0	0	0/0	0	1.0	2	1	1	2	1	1	1	0	7	.400	1	0	0	0	0
TOTAL	10.80	0-1	14	0	0	0/0	0	16.2	27	23	20	12	14	7	1	4	93	.351	1	3	0	1	0

#6 TY TORTI IF S/R SO. 5-11/192 RALEIGH, N.C.

Year	Avg	GP-GS	AB	R	H	2B	3B	HR	RBI	TB	SLG%	BB	HBP	SO	GDP	OB%	SF	SH	SB-ATT	PO	A	E	FLD%
2023	.167	7-0	6	2	1	0	0	0	0	1	.167	2	1	3	0	.444	0	0	0-0	2	2	1	.800
2024	-	-	-	-	-	-	-	-	-	-	-	-	-	-	-	-	-	-	-	-	-	-	-
TOTAL	.167	7-0	6	2	1	0	0	0	0	1	.167	2	1	3	0	.444	0	0	0-0	2	2	1	.800

#22 BRANDON WINGENROTH P R/R R-FR. 5-11/170 MANHEIM, PA.

Year	ERA	W-L	APP	GS	CG	SHO	SV	IP	H	R	ER	BB	SO	2B	3B	HR	BF	BAA	WP	HBP	BK	SFA	SHA
2023	-	-	-	-	-	-	-	-	-	-	-	-	-	-	-	-	-	-	-	-	-	-	-
2024	-	-	-	-	-	-	-	-	-	-	-	-	-	-	-	-	-	-	-	-	-	-	-
TOTAL	-	-	-	-	-	-	-	-	-	-	-	-	-	-	-	-	-	-	-	-	-	-	-

#35 ADIN ZORN OF R/R FR. 6-2/180 ALIQUIPPA, PA.

Year	Avg	GP-GS	AB	R	H	2B	3B	HR	RBI	TB	SLG%	BB	HBP	SO	GDP	OB%	SF	SH	SB-ATT	PO	A	E	FLD%
2024	-	-	-	-	-	-	-	-	-	-	-	-	-	-	-	-	-	-	-	-	-	-	-
TOTAL	-	-	-	-	-	-	-	-	-	-	-	-	-	-	-	-	-	-	-	-	-	-	-

HEAD COACH MIKE GAMBINO



**MIKE
GAMBINO**
BOSTON COLLEGE, 2000
OVERALL: 294-367 (14TH YR)
PSU: 3-1 (1ST YR)

Head Coach

Mike Gambino was hired on July 3, 2023 as the 15th head coach in Penn State baseball program history. Gambino takes over the Penn State Baseball program after 13 years at the helm of his alma mater Boston College.

In 13 seasons leading the Eagles, Gambino ranks second in program history in wins (291) while guiding Boston College to a pair of NCAA Regional appearances in 2016 and 2023 and an NCAA Super Regional appearance in 2016. He had five seasons of 25 or more wins and eight seasons with 10 or more ACC wins. BC also appeared in the ACC Championship Tournament four times under Gambino's tutelage, including berths in three of four years for the first time since Boston College joined the ACC in 2006.

Gambino has a long history of developing Major League Baseball talent with 34 draft picks in his 13 years at BC. He had three first round picks and eight picks in the first five rounds of the MLB Draft in his BC tenure. Four former Boston College players appeared in MLB games in 2023: outfielder Jake Alu (Washington Nationals), outfielder Sal Frelick (Milwaukee Brewers), pitcher Michael King (New York Yankees) and pitcher Emmet Sheehan (Los Angeles Dodgers). Five of Gambino's former BC players have reached the major leagues.

He coached five All-American selections and five Freshman All-Americans at Boston College. Gambino guided 16 All-ACC selections, including 2021 ACC Player of the Year Sal Frelick.

In his time at Boston College, Gambino put together five recruiting classes ranked among the nation's Top 60 by Perfect Game.

In 2023, Gambino guided the Eagles to a 37-20 overall record and 16-14 mark in ACC play. The 37 overall wins tie the program record set by the 2005 squad and the 16 ACC victories are also a highwater mark for the program topping the 14 victories by the 2010 team. Boston College logged 12 ranked wins, including a thrilling 7-6 victory over No. 2 Tennessee in 10 innings, on the way to playing in the Tuscaloosa Regional and reaching the regional final. The Eagles were ranked for 12 weeks in the D1Baseball Poll, reaching as high as ninth. Three of Gambino's players earned All-ACC accolades, including Chris Flynn claiming second-team All-ACC as a starting pitcher.

Gambino's pitching staff ranked 26th in the country in strikeout-to-walk ratio (2.54) and 26th in walks allowed per nine innings (3.58). Boston College held fifth in the country, and led the ACC, with a .982 fielding percentage.

The 2022 MLB Draft saw four of Gambino's student-athletes be chosen, led by second baseman Luke Gold, who was selected in the fifth round by the Detroit Tigers. Pitchers Mason Pelio (Reds - 12th round), Joe Mancini (Astros - 15th round) and Max Gieg (Angels - 18th round) were also chosen in the draft.

In 2021, an impressive three players were selected in the first six rounds of the MLB Draft headlined by outfielder Sal Frelick, who was the 15th overall pick by the Milwaukee Brewers. Shortstop Cody Morissette was picked in the second round by the Miami Marlins and pitcher Emmet Sheehan was selected in the sixth round by the Los Angeles Dodgers.

Gambino led BC to a 31-27 record in 2019 and the Eagles reached the ACC semifinals as the 12th seed with wins over Clemson and top-seeded Louisville. A program-record five Eagles earned All-ACC, led by All-ACC first team pitcher Dan Metzdorf, who was a fifth-round pick for the Chicago White Sox and led the ACC with a 2.30 ERA. Jake Alu (Nationals - 24th round) and Matt Gill (Reds - 27th round) were also chosen during the 2019 MLB Draft.

In 2018, outfielder Chris Galland earned All-ACC third team accolades and Collegiate Baseball News Freshman All-America honors. The 2018 MLB Draft had four of Gambino's players selected with Jake Palomaki (Rays - 18th round), Jacob Stevens (Diamondbacks - 21st round), Brian Rapp (Twins - 26th round) and Dan Metzdorf (Yankees - 38th round).

In 2017, the Eagles returned to the ACC Championship Tournament for the first time since 2010. BC won 10 of its last 15 ACC games with sweeps over Notre Dame and NC State.

Gambino guided the 2016 Eagles to 35 wins, the most since 2005 and third-highest total in program history. They also tallied 13 ACC wins, the most since 2010, while their six conference series victories set a school record. Gambino led the Eagles to a sweep in the Oxford Regional as the third seed to advance to the program's first NCAA Super Regional. BC finished the season in the Top 25 of all four major polls for the first time in program history (15th - D1Baseball, 16th - Baseball America, NCBWA and 21st - USA Today/Coaches Poll).

For his efforts, Gambino was named the 2016 American Baseball Coaches Association (ABCA) Northeast Region Coach of the Year, a finalist for D1Baseball Coach of the Year and earned a spot on the website's top-10 coaching performances of the season.

Gambino proteges were selected in the first round of the MLB Draft in back-to-back years for the first time in program history in 2015 and 2016. Chris Shaw was selected 31st overall by the San Francisco Giants in 2015 and Justin Dunn was taken 19th overall by the New York Mets in 2016. Overall, five players were drafted in 2016: Dunn, Michael King (12th round), Jesse Adams (14th round), Nick Sciortino (19th round) and Joe Cronin (34th round).

Gambino was an assistant coach for four seasons at Virginia Tech prior to his move to Boston College. He served as the Hokies' recruiting coordinator and worked with the hitters and infielders. In his four years, he saw 15 players get drafted in the MLB Draft, including nine in 2010.

Gambino also spent two years as a regional scout for the Detroit Tigers and was an assistant coach at Boston College from 2003-05.

Gambino played for the Eagles from 1997-2000, starting 166 games in the middle infield. He posted a career batting average of .313 with 22 doubles, eight home runs, 87 RBIs and 117 runs. His 78 hits in 2000 were a program record that stood until 2011. Gambino's 52 runs his final year are in the top 10 in BC history.

The Garrison, New York native was a first-team All-Big East, All-New England and All-Northeast region honoree following his senior campaign. He also earned second-team All-New England and Big East Academic Team accolades during his playing career.

Gambino played two seasons in the Boston Red Sox minor league system. He spent the 2000 season with the Augusta Green Jackets before splitting the 2001 season between Augusta and the Lowell Spinners. In 2002, the Red Sox hired Gambino as a special assistant to the Major League staff before heading back to Lowell for a coaching role with the Spinners just prior to the June draft. Following his stint in Lowell, the Red Sox sent Gambino to the MLB Scout Development Program.

Gambino received his bachelor's degree from Boston College in English and theology. He and his wife, Jill, have two children, Sonny and Callahan.

OVERALL STATS

The Automated ScoreBook
Overall Statistics for Penn State (as of Feb 18, 2024)
(All games Sorted by Batting avg)

Record: 3-1 Home: 0-0 Away: 0-0 Neutral: 3-1 Conference: 0-0

Player	avg	gp-gs	ab	r	h	2b	3b	hr	rbi	tb	slg%	bb	hp	so	gdp	ob%	sf	sh	sb-att	po	a	e	fld%	
18 Maloney, Matt	.625	3-3	8	3	5	0	0	1	11	8	1.000	3	0	0	0	.667	1	0	0-1	31	4	0	1.000	
1 Jaconski, Joe	.600	4-3	10	1	6	0	0	0	0	6	.600	2	1	1	0	.692	0	1	0-1	18	1	1	.950	
40 Marr, J.T.	.444	4-4	18	3	8	1	0	0	1	9	.500	1	0	2	0	.474	0	0	0-0	5	0	0	1.000	
28 Marsh, Bobby	.364	4-4	11	2	4	1	0	0	0	5	.455	1	1	1	0	.462	0	0	2-2	3	0	0	1.000	
12 Cecere, Adam	.364	4-4	11	5	4	1	0	1	2	8	.727	5	2	2	0	.611	0	0	0-0	9	1	0	1.000	
13 Kelley, Tayven	.250	4-3	12	4	3	0	0	2	5	9	.750	0	0	1	0	.250	0	0	1-1	3	1	0	1.000	
2 Hannon, Kyle	.211	4-4	19	3	4	0	0	0	0	4	.211	1	0	2	3	.250	0	0	3-3	11	9	2	.909	
32 Michaels, Kevin	.182	3-3	11	1	2	0	0	0	0	2	.182	0	0	1	0	.182	0	0	0-0	20	2	0	1.000	
23 Molinaro, Bryce	.118	4-4	17	1	2	0	0	0	3	2	.118	1	1	6	1	.211	0	0	0-0	3	9	2	.857	
0 Norris, Grant	.071	4-4	14	1	1	1	0	0	1	2	.143	1	1	5	0	.188	0	0	1-1	3	10	0	1.000	

3 Gerlott, Billy	.500	3-0	2	0	1	0	0	0	0	1	.500	1	0	0	0	.667	0	0	0-1	2	0	0	1.000	
19 Cease, Derek	.000	1-0	0	1	0	0	0	0	0	0	.000	0	0	0	0	.000	0	0	0-0	0	0	0	.000	
Totals	.301	4	133	25	40	4	0	4	23	56	.421	16	6	21	4	.397	1	1	7-10	111	41	8	.950	
Opponents	.232	4	142	22	33	5	2	5	20	57	.401	13	4	39	3	.314	0	2	7-8	103	44	2	.987	

LOB - Team (30), Opp (29). DPs turned - Team (3), Opp (4). Picked off - Hannon, K. 1.

(All games Sorted by Earned run avg)

Player	era	w-l	app	gs	cg	sho	sv	ip	h	r	er	bb	so	2b	3b	hr	b/avg	wp	hp	bk	sfa	sha
30 Steele, Anthony	0.00	1-0	2	0	0	0/0	0	4.2	2	0	0	0	7	1	0	0	.118	1	0	0	0	0
20 Sanchez, Frankie	1.50	1-0	1	1	0	0/0	0	6.0	3	1	1	3	9	0	1	0	.150	0	0	0	0	0
33 Luensmann, Travis	3.00	0-0	1	1	0	0/0	0	6.0	3	3	2	3	3	0	0	1	.150	0	1	0	0	0

11 Butash, Mason	0.00	0-0	1	1	0	0/0	0	3.0	1	0	0	0	5	0	0	0	.111	0	0	0	0	0
15 Lee, David	0.00	1-0	2	0	0	0/0	0	2.1	1	1	0	0	1	0	0	0	.125	0	0	0	0	1
10 DeMell, Ben	0.00	0-0	1	0	0	0/0	1	1.2	0	0	0	0	3	0	0	0	.000	0	1	0	0	0
16 Lordi, James	3.38	0-0	1	0	0	0/0	0	2.2	3	1	1	0	1	1	0	0	.300	0	1	0	0	1
26 Morash, Matt	3.38	0-0	1	0	0	0/0	0	2.2	2	1	1	2	1	0	0	1	.200	0	0	0	0	0
9 Throneberry, Connor	9.00	0-0	1	0	0	0/0	0	1.0	2	1	1	2	1	1	1	0	.400	1	0	0	0	0
27 Horwat, Mason	12.00	0-0	2	0	0	0/0	0	3.0	5	5	4	2	6	1	0	1	.333	1	0	0	0	0
31 DeGaetano, Chic	13.50	0-0	1	0	0	0/0	0	1.1	4	2	2	0	1	0	0	1	.500	0	0	0	0	0
29 Kohls, Carson	23.62	0-1	1	1	0	0/0	0	2.2	7	7	7	1	1	1	0	1	.500	0	1	0	0	0
Totals	4.62	3-1	4	4	0	0/0	1	37.0	33	22	19	13	39	5	2	5	.232	3	4	0	0	2
Opponents	4.98	1-3	4	4	0	0/0	1	34.1	40	25	19	16	21	4	0	4	.301	3	6	0	1	1

PB - Team (0), Opp (2). Pickoffs - Team (1), Sanchez, F. 1, Opp (1). SBA/ATT - Maloney, M. (5-5), Sanchez, F. (2-3), Marr, J.T. (2-2), Kohls, C. (2-2), DeMell, B. (2-2), Horwat, M. (1-1).

RADIO/TV ROSTER



0 Grant Norris
IF, Fr.



1 Joe Jaconski
IF, Jr.



2 Kyle Hannon
IF/OF, Sr.



3 Billy Gerlott
OF, R-Jr.



4 Martin Howell
C, Fr.



6 Ty Torti
IF, So.



7 C.J. Pittaro
IF, Sr.



8 Mike Lucarelli
IF, Fr.



9 Connor Throneberry
RHP, R-So.



10 Ben DeMell
RHP, R-So.



11 Mason Butash
RHP, Fr.



12 Adam Cecere
OF, Gr.



13 Tayven Kelley
OF, Sr.+



14 Michael DiMartini
IF, Fr.



15 David Lee
RHP, Sr.



16 James Lordi
LHP, R-Fr.



18 Matt Maloney
C, Jr.



19 Derek Cease
IF, Jr.



20 Frankie Sanchez
RHP, Jr.



21 Will Perkowski
1B/RHP, Fr.



22 Brandon Wingenroth
RHP, R-Fr.



23 Bryce Molinaro
IF, So.



24 Jaden Henline
RHP, Sr.



25 Chase Renner
RHP, Jr.



26 Matt Morash
LHP, Fr.



27 Mason Horwat
RHP, Fr.



28 Bobby Marsh
OF/1B, So.



29 Carson Kohls
RHP, Sr.



30 Anthony Steele
LHP, Jr.



31 Chic DeGaetano
RHP, Gr.



32 Kevin Michaels
IF, Gr.



33 Travis Luensmann
RHP, Sr.



34 CJ Carmichael
IF, R-Fr.



35 Adin Zorn
OF, Fr.



36 Aiden Coleman
RHP, R-Fr.



38 Alex Pak
LHP, Fr.



40 J.T. Marr
C, Gr.



41 Zach Mizrahi
LHP, Jr.



43 Jacob Coffin
LHP, So.



46 Jack Messina
1B/LHP, Fr.

