



# 2024 PENN STATE BASEBALL

PENN STATE VS. WEST VIRGINIA | APRIL 24, 2024 | UNIVERSITY PARK, PA.

## 2024 SCHEDULE

Date Opponent Time/Result

### FEBRUARY

16	vs. Monmouth <sup>1</sup>	W, 6-5 (10)
17	vs. Army <sup>1</sup>	W, 4-3
17	vs. Monmouth <sup>1</sup>	L, 3-10
18	vs. Army <sup>1</sup>	W, 12-4
23	at Stanford	W, 15-4
24	at Stanford	W, 13-2 (7)
25	at Stanford	L, 5-9

### MARCH

1	at Davidson	Canceled
2	at Davidson	L, 2-14 (7)
3	at Davidson (DH)	W, 14-7/W, 6-4
5	at #10 Virginia	L, 3-6
8	vs. Harvard <sup>1</sup>	W, 5-3/W, 8-7 (10)
10	vs. Harvard <sup>1</sup>	L, 5-6
14	<b>UMASS LOWELL</b>	<b>W, 3-2</b>
15	<b>UMASS LOWELL</b>	<b>L, 9-11</b>
16	<b>UMASS LOWELL</b>	<b>W, 21-14</b>
19	<b>ST. BONAVENTURE</b>	<b>L, 7-9</b>
20	<b>BUCKNELL</b>	<b>PPD</b>
22	<b>MICHIGAN*</b>	<b>W, 4-3</b>
23	<b>MICHIGAN*</b>	<b>L, 6-9</b>
24	<b>MICHIGAN*</b>	<b>L, 6-11</b>
26	<b>PITT</b>	<b>W, 10-1</b>
29	at Illinois*	L, 10-14
30	at Illinois* (DH)	L, 6-17 (8)/L, 8-12

### APRIL

2	<b>BUCKNELL</b>	<b>Canceled</b>
5	<b>NORTHWESTERN*</b>	<b>W, 8-4</b>
6	<b>NORTHWESTERN*</b>	<b>W, 12-7</b>
7	<b>NORTHWESTERN*</b>	<b>W, 15-1 (7)</b>
9	<b>FDU</b>	<b>W, 12-2 (8)</b>
12	at Indiana*	W, 15-4
13	at Indiana*	L, 9-10
14	at Indiana*	L, 3-12
16	<b>KENT STATE</b>	<b>L, 3-10</b>
19	at Michigan State* (BTN)	L, 5-6
20	at Michigan State*	L, 5-11
21	at Michigan State*	W, 11-9
24	<b>WEST VIRGINIA</b>	<b>5:30 p.m.</b>
26	<b>MINNESOTA*</b>	<b>5:30 p.m.</b>
27	<b>MINNESOTA*</b>	<b>12:30 p.m.</b>
28	<b>MINNESOTA*</b>	<b>1 p.m.</b>

### MAY

3	at Navy	TBD
4	at Navy	6 p.m.
5	at Navy	1 p.m.
8	at West Virginia (ESPN2)	7 p.m.
10	<b>RUTGERS*</b>	<b>5:30 p.m.</b>
11	<b>RUTGERS*</b>	<b>2 p.m.</b>
12	<b>RUTGERS*</b>	<b>1 p.m.</b>
14	at Pitt	3 p.m.
16	at Maryland*	6:30 p.m.
17	at Maryland*	6:30 p.m.
18	at Maryland*	2 p.m.
21-26	Big Ten Tournament <sup>2</sup>	TBD

<sup>1</sup>USA Baseball Complex (Cary, N.C.)  
<sup>2</sup>Charles Schwab Field (Omaha, Neb.)

All Times Eastern

Rankings are D1Baseball

All Times Eastern

## STRATEGIC COMMUNICATIONS

Primary Contact.....Paul Marboe  
Cell Phone .....814-777-7604  
Email .....prn5118@psu.edu

## PENN STATE NITTANY LIONS

(19-17, 6-9 BIG TEN)



vs.

## WEST VIRGINIA MOUNTAINEERS

(23-16, 11-7 BIG 12)



GOPSUSPORTS.COM | @PENNSTATEBASE | MEDLAR FIELD AT LUBRANO PARK

BIG TEN NETWORK/BIG+ | RADIO: 1450 AM/103.7 FM

ONLINE | Links to live video, live audio and live stats available at GoPSUSports.com

## LEADING OFF

- Penn State meets West Virginia on Wednesday for a midweek contest.
- The Nittany Lions are 73-44 all-time against West Virginia.
- In last season's matchup in Happy Valley, Penn State won 11-6, boosted by a little league grand slam by Kyle Hannon.
- Penn State won one of three games at Michigan State last weekend.
- The Nittany Lions tallied 21 runs, 29 hits and seven homers.
- After hitting seven homers at Michigan State, the Nittany Lions have 54 this season, its most since hitting 60 in 2000.
- Penn State's 33 homers in conference games are 12 more than any other Big Ten team.
- Adam Cecere leads the Big Ten with 13 homers, while Grant Norris is tied second with 12.
- In Big Ten games, Norris leads the conference with eight homers, while Cecere is second with seven. J.T. Marr and Bryce Molinaro are tied third with five each.
- Marr is second in the Big Ten in average (.420) and hits per game (1.75).

## PROJECTED STARTERS



Mason Butash  
RHP | Fr. | 6-2 | 195  
Chantilly, Va.

14 Appearances/6 Starts  
1-3, 6.59 ERA, 24K/18BB

## LAST GAME LINEUP

No.	Name	Pos.	B/T	Ht./Wt.	Yr.	AVG	HR	RBI
40	J.T. Marr	C	L/R	6-0/190	Gr.	.420	6	38
1	Joe Jaconski	1B	L/R	6-0/190	Jr.	.308	5	25
32	Kevin Michaels	2B	R/R	5-11/175	Gr.	.191	1	5
0	Grant Norris	SS	R/R	6-1/192	Gr.	.285	12	34
23	Bryce Molinaro	3B	R/R	6-0/190	So.	.309	7	32
28	Bobby Marsh	LF	L/L	6-3/194	So.	.362	5	36
13	Tayven Kelley	CF	R/R	6-3/198	Sr.+	.250	2	13
12	Adam Cecere	RF	L/R	6-4/230	Gr.	.347	13	39
18	Matt Maloney	DH	L/R	5-11/170	Jr.	.276	1	29

### Other Possible Starters:

2	Kyle Hannon	IF	L/R	5-10/186	Sr.	.202	1	15
3	Billy Gerlott	OF	R/R	6-1/181	R-Jr.	.286	1	3
19	Derek Cease	IF	R/R	5-8/150	Jr.	.400	0	1

No.	Name	Pos.	B/T	Yr.	Ht.	Wt.	Hometown/High School/Last School
0	Grant Norris	IF	R/R	Gr.	6-1	192	Somerset, Pa./Somerset Area/Duke
1	Joe Jaconski	IF/OF	L/R	Jr.	6-0	190	Plymouth Meeting, Pa./Plymouth Whitemarsh/North Carolina
2	Kyle Hannon	IF/OF	L/R	Sr.	5-10	186	Harrisburg, Pa./Red Land
3	Billy Gerlott	OF	R/R	R-Jr.	6-1	181	Auburn, Pa./Blue Mountain
4	Martin Howell	C	R/R	Fr.	6-2	205	Gillette, N.J./Watchung Hills Regional
6	Ty Torti	IF	S/R	So.	5-11	192	Raleigh, N.C./Pro5 Baseball Academy
7	C.J. Pittaro	IF	L/R	Sr.	6-1	204	Hamilton, N.J./Steinert/Vanderbilt
8	Mike Lucarelli	IF	L/R	Fr.	6-0	195	Marlton, N.J./Paul VI
9	Connor Throneberry	P	R/R	R-So.	6-6	235	St. Louis, Mo./Marquette Senior
10	Ben DeMell	P	L/R	R-So.	6-5	205	Concord, Ohio/Gilmour Academy
11	Mason Butash	P	R/R	Fr.	6-2	195	Chantilly, Va./Freedom
12	Adam Cecere	OF/IF	L/R	Gr.	6-4	230	Adams Township, Pa./Forest Hills/Wake Forest
13	Tayven Kelley	OF	R/R	R-Sr.	6-3	198	Boiling Springs, Pa./Cedar Cliff
14.	Michael DiMartini	IF	R/R	Fr.	6-1	205	South Fayette, Pa./South Fayette
15	David Lee	OF/P	R/R	Sr.	6-2	210	Pittsburgh, Pa./Thomas Jefferson/California (Pa.)
16	James Lordi	P	L/L	R-Fr.	6-0	192	Jim Thorpe, Pa./Jim Thorpe Area
18	Matt Maloney	C	L/R	Jr.	5-11	170	Windham, N.H./Central Catholic
19	Derek Cease	IF/P	R/R	Jr.	5-8	150	Plymouth, Pa./Greater Nanticoke Area
20	Frankie Sanchez	P	L/R	Jr.	6-0	195	Kendall Park, N.J./South Brunswick/Southern New Hampshire
21	Will Perkowski	1B/P	R/R	Fr.	6-4	230	New Boston, N.H./Goffstown
22	Brandon Wingenroth	P	R/R	R-Fr.	6-1	170	Manheim, Pa./Lancaster Catholic
23	Bryce Molinaro	IF	R/R	So.	6-0	190	Drums, Pa./Hazleton Area/St. John's
24	Jaden Henline	P	L/R	Sr.	6-2	170	New Cumberland, Pa./Red Land
25	Chase Renner	P	R/R	Jr.	6-4	200	Alburtis, Pa./Brandywine Heights
26	Matt Morash	P	L/L	Fr.	6-0	200	Westford, Mass./Westford Academy
27	Mason Horwat	P	R/R	Fr.	6-1	185	Pittsburgh, Pa./Avonworth
28	Bobby Marsh	OF/1B	L/L	So.	6-3	194	Bellefonte, Pa./Bellefonte Area/Florida Atlantic
29	Carson Kohls	P	R/R	Sr.	6-0	209	Sacramento, Calif./El Camino
30	Anthony Steele	1B/OF/P	L/L	Jr.	6-4	230	Shelton, Conn./Shelton
31	Chic DeGaetano	P	R/R	Gr.	6-2	214	Sugarloaf, Pa./Hazleton Area/Villanova
32	Kevin Michaels	IF	R/R	Gr.	5-11	175	Encinitas, Calif./Canyon Crest Academy/St. John's
33	Travis Luensmann	P	R/R	Sr.	6-6	234	Altoona, Pa./Bellewood-Antis/South Carolina
34	CJ Carmichael	IF	R/R	R-Fr.	6-1	170	Lancaster, Ohio/Bloom Carroll
35	Adin Zorn	OF	R/R	Fr.	6-2	180	Aliquippa, Pa./Sewickley Acadmy
36	Aiden Coleman	P	L/L	R-Fr.	5-10	163	Tyrone, Pa./Tyrone Area
38	Alex Pak	P	L/L	Fr.	6-1	195	Wallingford, Pa./Strath Haven
40	J.T. Marr	C	L/R	Gr.	6-0	190	Fort Mill, S.C./Fort Mill/College of Charleston
41	Zach Mizrahi	P	L/L	Jr.	6-1	195	Jacksonville, Fla./Mandarin
43	Jacob Coffin	P	S/L	So.	6-0	161	Apex, N.C./Pro5 Baseball Academy
46	Jack Messina	1B/P	L/L	Fr.	6-0	205	State College, Pa./State College Area

**ALPHABETICAL ROSTER**

11	Mason Butash
34	CJ Carmichael
19	Derek Cease
12	Adam Cecere
43	Jacob Coffin
36	Aiden Coleman
31	Chic DeGaetano
10	Ben DeMell
14	Michael DiMartini
3	Billy Gerlott
2	Kyle Hannon
24	Jaden Henline
27	Mason Horwat
4	Martin Howell
1	Joe Jaconski
13	Tayven Kelley
29	Carson Kohls
15	David Lee
16	James Lordi
8	Mike Lucarelli
33	Travis Luensmann
18	Matt Maloney
40	J.T. Marr
28	Bobby Marsh
46	Jack Messina
32	Kevin Michaels
41	Zach Mizrahi
23	Bryce Molinaro
26	Matt Morash
0	Grant Norris
38	Alex Pak
21	Will Perkowski
7	C.J. Pittaro
25	Chase Renner
20	Frankie Sanchez
30	Anthony Steele
9	Connor Throneberry
6	Ty Torti
22	Brandon Wingenroth
35	Adin Zorn

**PRONUNCIATION GUIDE**

19	Derek <b>Cease</b>	See-ce
12	Adam <b>Cecere</b>	Suh-SEAR-ee
10	Ben <b>DeMell</b>	Duh-Mel
31	Chic <b>DeGaetano</b>	Day-guh-tahn-oh
1	Joe <b>Jaconski</b>	Juh-CON-ski
3	Billy <b>Gerlott</b>	GRR-Lot
16	James <b>Lordi</b>	Lord-eye
33	Travis <b>Luensmann</b>	Linns-min
8	Mike <b>Lucarelli</b>	Lou-cuh-relli
46	Jack <b>Messina</b>	Muh-SEE-na
41	Zach <b>Mizrahi</b>	Miz-RA-he
21	Will <b>Perkowski</b>	Pur-Cow-Ski
7	C.J. <b>Pittaro</b>	Pi-TAR-o

**ROSTER BREAKDOWN BY STATE**

California - 2	New Hampshire - 2
Connecticut - 1	North Carolina - 2
Florida - 1	Ohio - 2
Massachusetts - 1	Pennsylvania - 22
Missouri - 1	South Carolina - 1
New Jersey - 4	Virginia - 1

**ROSTER BREAKDOWN BY ELIGIBILITY**

Freshmen - 13
Sophomores - 6
Juniors - 8
Seniors/Graduates - 12

**ROSTER BREAKDOWN BY POSITION**

Catchers - 3	Left-Handed Pitchers - 8
Infielders - 16	Right-Handed Pitchers - 14
Outfielders - 9	

**PENN STATE QUICK FACTS**

**GENERAL INFORMATION**

Location..... University Park, Pa.  
 Founded..... 1855  
 Enrollment ..... 48,535  
 Colors ..... Blue and White  
 Conference..... Big Ten  
 Nickname ..... Nittany Lions  
 President ..... Dr. Neeli Bendapudi  
 VP for Intercollegiate Athletics..... Dr. Patrick Kraft

**TEAM INFORMATION**

2024 Record 19-17  
 2024 Big Ten Record 6-9  
 Postseason N/A  
 All-Time Record (Years) 2,148-1,593-21 (135)  
 All-Time Big Ten Record (Years) 346-453 (32)  
 NCAA Tournament Appearances 19  
 NCAA Tournament Record 25-24  
 NCAA Super Regional Appearances 1  
 College World Series Appearances 5  
 (1952, 1957, 1959, 1963, 1973)  
 Best CWS Finish Second (1957)  
 Last NCAA Tournament Appearance 2000

**BASEBALL STAFF**

Head Coach ..... Mike Gambino  
 PSU Record (Years) ..... 19-17 (1st)  
 Career Record (Years) ..... 310-383 (14th)  
 Associate Head Coach ..... Scott Loiseau  
 Assistant Coaches .....  
 ..... Nick Puccio (Hitting)  
 ..... Will Jauss (Pitching)  
 Director of Pitching Technology .....  
 ..... Mason Mellott  
 Director of Program Development/Alumni  
 Relations..... Ryan Wheeler  
 Dir. of Operations/Player Development...  
 ..... Jake Stone  
 Athletic Performance..... Andrew Sanders  
 Athletic Trainer..... Robin Martin

**STADIUM INFORMATION**

Home Stadium ... Medlar Field at Lubrano Park  
 PSU Record..... 205-154  
 First Season ..... 2007  
 Capacity ..... 5,406  
 Press Box Phone ..... (814) 441-9145

**MEDIA RELATIONS INFORMATION**

Baseball Contact ..... Paul Marboe  
 Cell Phone ..... (814) 777-7604  
 Email ..... prm5118@psu.edu  
 Website ..... GoPSUsports.com  
 Twitter ..... @PennStateBASE  
 Instagram ..... @PennStateBASE  
 Facebook Page ..... facebook.com/  
 pennstatebaseball

**The Marr-Chine Keeps Hitting**

- Grad student J.T. Marr's season average sits at .420 with a team-best 63 hits and 38 RBI.
- Marr ranks second in the Big Ten with his .420 average, while ranking 11th in the country.
- He also ranks fourth in the nation, and second in the Big Ten, averaging 1.75 hits per game.
- Marr holds 19th in the country, and second in the conference, with 63 total hits.
- He owns 20 multi-hit games, including nine against Big Ten opponents, and 12 multi-RBI games. Marr has two games with four hits and six games with three hits.
- Marr tied a PSU game record with three doubles against FDU.
- Among his 63 knocks, he has 11 doubles and six homers to go with 35 runs and a 1.075 OPS, good for 10th in the Big Ten. He has five homers and 19 RBI in conference play.

**Newcomers Leading Balanced Lineup**

- The Nittany Lions rank Top 5 in the Big ten in total home runs (54; 2nd), home runs per game (1.50; 2nd), slugging percentage (.504; 2nd), sac flies (25; 2nd), batting average (.306; 3rd), runs per game (8.0; 5th), on-base percentage (.403; 5th) and doubles per game (2.06; 5th).
- Penn State has five players with a .308 or better average, five with a .401+ on-base percentage and six with a .420+ slugging percentage.
- Penn State and Indiana are the only Big Ten teams with seven players owning at least 25 RBI.
- The Nittany Lions' 54 home runs this year are its most since hitting 60 in 2000.
- PSU's 33 homers in Big Ten games are 12 more than any other Big Ten team.
- Graduate student J.T. Marr paces the squad with a .420 average and 63 hits. He owns 11 doubles, six homers, 38 RBI and 35 runs.
- With a 26-of-61 start (.426) and 22 RBI at the plate in conference play, Bobby Marsh is hitting .362 with 47 hits, including nine doubles, one triple, five homers, 36 RBI and 29 runs. His .376 average sits eighth in the Big Ten, while he ranks fifth in the league with his .426 average and leads with 26 hits in Big Ten play.
- Holding a .351 average (20-of-57) in Big Ten play, Bryce Molinaro owns seven homers, among 43 hits, and 32 RBI to go with a .308 average. He had two homers at Indiana (4/12) and a go-ahead, three-run homer at Michigan State (4/21).
- Graduate student Adam Cecere is hitting .347 with 43 hits, including 10 doubles and 13 homers, 39 RBI and a team-best 38 runs. He has a team-high 30 walks and nine hit-by-pitches. He is hitting .373 in Big Ten play with seven homers and 20 RBI.
- He ranks second in Big Ten with a 1.233 OPS and slugging percentage (.742), while sitting sixth in on-base percentage (.491). He leads the conference in homers (13) and sits second in home runs in conference play (7), while sitting second in homers per game (0.36). He's also sixth in the conference in total walks (30).
- Cecere is one of 10 current Division I players with 45+ homers and 155+ RBI in their career. Among active DI players, Cecere is 15th in homers (45).
- Grant Norris has 39 hits, including six doubles and 12 homers, 34 RBI and 28 runs.
- Norris collected his first career multi-homer game against Northwestern (4/6) and had another at Michigan State (4/20).
- With Cecere (13) and Norris (12), Penn State has multiple players with 12+ homers for the first time since 1999 (Shawn Fagan, 13; Dan Beers, 13; Chris Netwall, 12).
- Norris is tied second in the Big Ten with 12 homers and leads with eight homers in conference games.
- Joe Jaconski is fifth in the Big Ten in walks (31) and owns 41 hits, 36 runs and five homers.

**Michigan State Series Recap**

- Penn State took one of three games in its series at Michigan State.
- The Nittany Lions collected 21 runs, 29 hits and seven homers in the series.
- J.T. Marr batted .462 with six hits, including two doubles, two RBI and three runs.
- Grant Norris launched three homers, while driving in four runs and scoring four times.
- Adam Cecere had two doubles, one homer and four RBI, while Bobby Marsh hit two homers and Bryce Molinaro had one homer.
- On Friday, Norris blasted a solo homer, while PSU had three doubles in the eighth.
- On Saturday, Norris crushed two homers.
- On Sunday, Marsh had his first career multi-homer game while driving in five runs. Cecere added a homer, while Molinaro hit a go-ahead, three-run shot in the eighth.

## ADAM CECERE



### CECERE STATS

#### SEASON HOME RUNS

13

Cecere leads the Big Ten with 13 homers this season, including 7 in conference games.

#### CAREER HOME RUNS

45

Cecere's 45 career homers are 10th among active D1 players.

#### OPS

1.233

Cecere ranks second in the Big Ten with a 1.233 OPS.

#### SLUGGING %

.742

Cecere sits second in the Big Ten with a .742 slugging percentage.

#### MULTI-HIT GAMES

14

Cecere has multiple hits in 14 games this season.

## J.T. MARR



### MARR STATS

#### BATTING AVERAGE

.420

Marr ranks second in the Big Ten with a .420 average, ranking 11th in the nation.

#### CONF. BATTING AVERAGE

.365

Marr is hitting .365 in Big Ten play, going 23-of-63 at the plate.

#### HITS PER GAME

1.75

Marr sits fourth in the country and second in the Big Ten averaging 1.75 hits per contest.

#### MULTI-HIT GAMES

20

Marr owns 20 multi-hit games this season, ranking eighth in the nation.

#### OPS

1.070

Marr ranks eighth in the Big Ten with a 1.070 OPS.

## BOBBY MARSH



### MARSH STATS

#### BATTING AVERAGE

.362

Marsh ranks eighth in the Big Ten with a .362 average.

#### CONF. BATTING AVERAGE

.426

Marsh is batting .426 in Big Ten play, going 26-of-61 at the plate, tied-fifth in the conference.

#### CONF. HITS

26

Marsh's 23 hits in conference play lead the Big Ten.

#### MULTI-HIT GAMES

13

Marsh has 13 multi-hit games this season, including eight in Big Ten play.

#### MULTI-RBI GAMES

11

Marsh owns 11 multi-RBI games this season.

## GRANT NORRIS



### NORRIS STATS

#### SEASON HOME RUNS

12

Norris sits second in the Big Ten with 12 homers this season.

#### CAREER HOME RUNS

20

Norris has 20 career homers, including 19 at Penn State.

#### CONF. HOME RUNS

8

Norris paces the Big Ten with eight homers in conference games.

#### MULTI-HIT GAMES

11

Norris has multiple hits in 11 games this season.

#### MULTI-RBI GAMES

10

Norris has multiple RBI in 10 games this season.

## JOE JACONSKI



### JACONSKI STATS

#### BATTING AVERAGE

.308

Jaconski owns a .308 average.

#### CONF. BATTING AVERAGE

.306

Jaconski is hitting .306 in Big Ten play (19-of-62).

#### EXTRA-BASE HITS

12

The junior has 12 extra-base hits with seven doubles and five homers.

#### WALKS

31

Jaconski ranks fourth in the Big Ten with 31 walks.

#### MULTI-HIT GAMES

11

Jaconski has multiple hits in 11 games this season.

## AWARDS/HONORS

**Adam Cecere**  
Big Ten Player To Watch

**J.T. Marr**  
Big Ten Player To Watch

**Matt Maloney**  
Buster Posey Award Watch List  
Big Ten Player of the Week (2/19)

**Bryce Molinaro**  
Big Ten Player To Watch

### Graduates (Degree)

**Adam Cecere**  
(Communication, Wake Forest)

**Chic DeGaetano**  
(Communication, Villanova)

**David Lee**  
(Health Science, California (Pa.))

**J.T. Marr**  
(Business Administration,  
College of Charleston)

**Kevin Michaels**  
(Business, St. John's)

**Grant Norris**  
(Sociology, Duke)

**Frankie Sanchez**  
(Associates Degree,  
Southern New Hampshire)

**Nittany Lions Climb Records Lists**

- With 12 steals this year, senior Kyle Hannon has moved up to fourth all-time at Penn State with 46 career steals. He is currently four steals behind Doug Keener (50, 1984-87) for third place.
- Hannon ranks eighth in the Big Ten in total steals (12).
- Senior+ Tayven Kelley owns 12 career triples, tied third all-time at Penn State. He is tied with Michael Campo (1997-00) and Jordan Steranka (2009-12).
- Grad student Grant Norris' .564 career slugging percentage sits fifth all-time at Penn State, while sophomore Bobby Marsh's .542 slugging percentage is seventh all-time.
- Grad student Adam Cecere is tied eighth in a season at Penn State with 13 homers, while Norris is tied 10th in a season with 12 homers.

**Dollar Dog Night Returns**

- Penn State's Dollar Dog Nights became popular in 2023 and have returned with strong numbers in 2024.
- Tuesday's contest against Kent State was the Nittany Lions' fourth Dollar Dog Night of the 2024 campaign.
- Penn State set a new attendance record (5,025), topping 5,000 fans for the first time in program history. PSU fans consumed a Dollar Dog record 8,591 hot dogs, breaking the previous record of 6,151 against FDU.
- On Tuesday, PSU drew more fans that night than current Top 25 teams Alabama (3,672), Clemson (4,567), Duke (469), North Carolina (3,268), Oklahoma State (4,803), Oregon (2,070), Tennessee (4,617), Virginia Tech (1,035) and West Virginia (4,614) and MLB's Oakland A's (3,296).
- The Nittany Lions welcomed 4,902 fans against FDU on April 9 and 3,505 fans against Pitt on March 26.
- Across nine Dollar Dog Nights in 2023 and 2024, Penn State fans have consumed 35,177 hot dogs, averaging 3,908.6 per Dollar Dog Night.

**THE OPPOSITION**

**Scouting West Virginia**

- West Virginia is coached by Randy Mazy in his 13th season.
- Mazy announced he is retiring after the 2024 season and owns a 545-426-2 record in 18 seasons as a collegiate head coach.
- Under Mazy, West Virginia is 359-266 and has made NCAA Tournaments in three of the last six full seasons.
- West Virginia is 23-16 this season after falling in three games at Texas Tech last weekend. WVU was ranked 22nd in the D1Baseball Poll entering the weekend.
- As a team, WVU is batting .269 and averaging 6.4 runs per game.
- Reed Chumley leads the squad with a .314 average, nine doubles and 10 homers to go with 26 RBI.
- Sam White has a team-best 44 hits, while Kyle West has nine homers and 32 RBI.
- Preseason All-American JJ Wetherholt has returned to the lineup with 16 hits in 15 games, two homers and 10 RBI.
- The Mountaineers have a 5.29 team ERA and allow a .257 opposing batting average.
- Maxx Yehl leads the team with 16 appearances.

**Against The Mountaineers**

- Penn State is 73-44 all-time against West Virginia.
- The Nittany Lions have split the series each of the last two years.
- In 2023, Penn State earned an 11-6 win at home, boosted by a little league grand slam by Kyle Hannon, and fell 14-2 on the road.

**BY THE NUMBERS**

	<b>Penn State</b>	<b>West Virginia</b>
Batting Average	.306	.269
Slugging Percentage	.507	.446
On-Base Percentage	.403	.369
Runs Scored	289	250
Hits	374	355
Doubles	74	62
Triples	5	5
Home Runs	54	54
Stolen Bases-Attempts	41-59	70-88
ERA	6.69	5.29
Strikeouts	244	373
Opponent Batting Average	.280	.257
Fielding Percentage	.966	.977
Errors	44	33

**INSIDE THE SERIES**

Overall vs. West Virginia:	Penn State Leads 73-44	
Last Meeting:	L, 2-14; April 25, 2023	
Current Streak:	L, 1	
At Home:	39-18	
At West Virginia:	22-19	
Neutral Site:	1-4	
N/A:	11-3	
Last 5 Meetings:		
4/25/23	A	L, 2-14
4/11/23	H	W, 11-6
4/27/22	A	W, 8-4
4/12/22	H	L, 4-8
4/10/18	N	L, 2-3 (10)

**STARTING LINEUPS**

OPPONENT	C	1B	2B	3B	SS	LF	CF	RF	DH	SP
vs. Monmouth (2/16)	Maloney	Michaels	Hannon	Molinaro	Norris	Marsh	Kelley	Cecere	Marr	Luensmann
vs. Army (2/17)	Maloney	Michaels	Hannon	Molinaro	Norris	Marsh	Jaconski	Cecere	Marr	Sanchez
vs. Monmouth (2/17)	Marr	Michaels	Hannon	Molinaro	Norris	Jaconski	Kelley	Cecere	Marsh	Kohls
vs. Army (2/18)	Maloney	Jaconski	Hannon	Molinaro	Norris	Marsh	Kelley	Cecere	Marr	Butash
at Stanford (2/23)	Maloney	Jaconski	Hannon	Molinaro	Norris	Marsh	Kelley	Cecere	Marr	Luensmann
at Stanford (2/24)	Marr	Michaels	Hannon	Molinaro	Norris	Jaconski	Kelley	Cecere	Marsh	Henline
at Stanford (2/25)	Maloney	Jaconski	Hannon	Molinaro	Norris	Marsh	Kelley	Cecere	Marr	Sanchez
at Davidson (3/2)	Maloney	Jaconski	Hannon	Molinaro	Norris	Marsh	Kelley	Cecere	Marr	Luensmann
at Davidson (3/3, 1)	Marr	Michaels	Hannon	Molinaro	Norris	Jaconski	Kelley	Cecere	Marsh	Henline
at Davidson (3/3, 2)	Maloney	Jaconski	Hannon	Molinaro	Norris	Marsh	Gerlott	Cecere	Marr	Horwat
at Virginia (3/5)	Maloney	Jaconski	Hannon	Molinaro	Norris	Marsh	Gerlott	Cecere	Marr	Butash
vs. Harvard (3/8, 1)	Maloney	Jaconski	Hannon	Molinaro	Norris	Marsh	Gerlott	Cecere	Marr	Luensmann
vs. Harvard (3/8, 2)	Marr	Jaconski	Hannon	Molinaro	Norris	Gerlott	Kelley	Cecere	Michaels	Butash
vs. Harvard (3/10)	Maloney	Jaconski	Hannon	Molinaro	Norris	Gerlott	Kelley	Cecere	Marsh	Henline
vs. UMass Lowell (3/14)	Maloney	Jaconski	Hannon	Molinaro	Norris	Marsh	Gerlott	Cecere	Marr	Luensmann
vs. UMass Lowell (3/15)	Marr	Jaconski	Hannon	Molinaro	Norris	Gerlott	Kelley	Cecere	Marsh	Horwat
vs. UMass Lowell (3/16)	Maloney	Jaconski	Cease	Molinaro	Norris	Marsh	Gerlott	Cecere	Marsh	Henline
vs. St. Bonaventure (3/19)	Marr	Jaconski	Hannon	Molinaro	Norris	Marsh	Kelley	Cecere	Maloney	Morash
vs. Michigan (3/22)	Maloney	Jaconski	Hannon	Molinaro	Norris	Marsh	Gerlott	Cecere	Marr	Luensmann
vs. Michigan (3/23)	Marr	Jaconski	Hannon	Molinaro	Norris	Marsh	Gerlott	Cecere	Maloney	Henline
vs. Michigan (3/24)	Maloney	Jaconski	Hannon	Molinaro	Norris	Marsh	Kelley	Cecere	Marr	Sanchez
vs. Pitt (3/26)	Marr	Hannon	Michaels	Molinaro	Norris	Kelley	Jaconski	Cecere	Marsh	Butash
at Illinois (3/29)	Maloney	Jaconski	Hannon	Molinaro	Norris	Marsh	Gerlott	Cecere	Marr	Luensmann
at Illinois (3/30, 1)	Marr	Hannon	Michaels	Molinaro	Norris	Kelley	Jaconski	Cecere	Marsh	Henline
at Illinois (3/30, 2)	Maloney	Hannon	Michaels	Molinaro	Norris	Marsh	Jaconski	Cecere	Marr	Morash
vs. Northwestern (4/5)	Maloney	Jaconski	Hannon	Molinaro	Norris	Marsh	Kelley	Cecere	Marr	Luensmann
vs. Northwestern (4/6)	Marr	Jaconski	Hannon	Molinaro	Norris	Marsh	Kelley	Cecere	Michaels	Henline
vs. Northwestern (4/7)	Maloney	Jaconski	Hannon	Molinaro	Norris	Marsh	Kelley	Cecere	Marr	Sanchez
vs. FDU (4/9)	Marr	Hannon	Michaels	Molinaro	Norris	Marsh	Jaconski	Cecere	Maloney	Butash
at Indiana (4/12)	Marr	Jaconski	Hannon	Molinaro	Norris	Marsh	Kelley	Cecere	Michaels	Luensmann
at Indiana (4/13)	Maloney	Jaconski	Hannon	Molinaro	Norris	Marsh	Kelley	Cecere	Marr	Henline
at Indiana (4/14)	Marr	Jaconski	Hannon	Molinaro	Norris	Marsh	Kelley	Cecere	Maloney	Sanchez
vs. Kent State (4/16)	Maloney	Jaconski	Hannon	Molinaro	Norris	Marsh	Kelley	Cecere	Marr	Butash
at Michigan State (4/19)	Marr	Jaconski	Hannon	Molinaro	Norris	Marsh	Kelley	Cecere	Michaels	Luensmann
at Michigan State (4/20)	Maloney	Jaconski	Michaels	Molinaro	Norris	Marsh	Kelley	Cecere	Marr	Henline
at Michigan State (4/21)	Marr	Jaconski	Michaels	Molinaro	Norris	Marsh	Kelley	Cecere	Maloney	Sanchez

## BATTING ORDER

OPPONENT	1	2	3	4	5	6	7	8	9
vs. Monmouth (2/16)	Hannon	Cecere	Molinaro	Marr	Norris	Marsh	Michaels	Maloney	Kelley
vs. Army (2/17)	Hannon	Cecere	Molinaro	Marr	Michaels	Marsh	Norris	Maloney	Kelley
vs. Monmouth (2/17)	Hannon	Cecere	Molinaro	Marr	Michaels	Marsh	Kelley	Norris	Jaconski
vs. Army (2/18)	Jaconski	Hannon	Marr	Molinaro	Cecere	Maloney	Kelley	Marsh	Norris
at Stanford (2/23)	Jaconski	Hannon	Molinaro	Marr	Cecere	Kelley	Maloney	Marsh	Norris
at Stanford (2/24)	Jaconski	Hannon	Molinaro	Marr	Cecere	Kelley	Marsh	Norris	Michaels
at Stanford (2/25)	Jaconski	Hannon	Molinaro	Marr	Cecere	Kelley	Maloney	Marsh	Norris
at Davidson (3/2)	Jaconski	Hannon	Molinaro	Marr	Cecere	Norris	Marsh	Maloney	Kelley
at Davidson (3/3, 1)	Jaconski	Hannon	Molinaro	Marr	Cecere	Norris	Marsh	Michaels	Kelley
at Davidson (3/3, 2)	Jaconski	Hannon	Molinaro	Marr	Cecere	Norris	Marsh	Maloney	Gerlott
at Virginia (3/5)	Jaconski	Hannon	Molinaro	Marr	Cecere	Norris	Marsh	Maloney	Gerlott
vs. Harvard (3/8, 1)	Jaconski	Cecere	Molinaro	Marr	Maloney	Norris	Marsh	Hannon	Gerlott
vs. Harvard (3/8, 2)	Jaconski	Cecere	Molinaro	Marr	Michaels	Norris	Hannon	Gerlott	Kelley
vs. Harvard (3/10)	Jaconski	Cecere	Molinaro	Marsh	Maloney	Norris	Hannon	Gerlott	Kelley
vs. UMass Lowell (3/14)	Jaconski	Molinaro	Marr	Cecere	Maloney	Norris	Marsh	Gerlott	Hannon
vs. UMass Lowell (3/15)	Jaconski	Molinaro	Marr	Cecere	Marsh	Norris	Kelley	Gerlott	Hannon
vs. UMass Lowell (3/16)	Jaconski	Cecere	Molinaro	Marr	Marsh	Maloney	Norris	Gerlott	Cease
vs. St. Bonaventure (3/19)	Jaconski	Cecere	Marr	Marsh	Molinaro	Norris	Maloney	Kelley	Hannon
vs. Michigan (3/22)	Jaconski	Cecere	Marr	Marsh	Maloney	Molinaro	Norris	Gerlott	Hannon
vs. Michigan (3/23)	Jaconski	Cecere	Marr	Marsh	Maloney	Molinaro	Norris	Gerlott	Hannon
vs. Michigan (3/24)	Jaconski	Cecere	Marr	Marsh	Maloney	Molinaro	Norris	Kelley	Hannon
vs. Pitt (3/26)	Jaconski	Marsh	Marr	Cecere	Molinaro	Norris	Kelley	Michaels	Hannon
at Illinois (3/29)	Jaconski	Marsh	Marr	Cecere	Maloney	Molinaro	Norris	Gerlott	Hannon
at Illinois (3/30, 1)	Jaconski	Marsh	Marr	Cecere	Norris	Molinaro	Kelley	Michaels	Hannon
at Illinois (3/30, 2)	Jaconski	Marsh	Marr	Cecere	Maloney	Molinaro	Norris	Michaels	Hannon
vs. Northwestern (4/5)	Jaconski	Marsh	Marr	Cecere	Norris	Maloney	Molinaro	Kelley	Hannon
vs. Northwestern (4/6)	Jaconski	Marsh	Marr	Cecere	Molinaro	Norris	Michaels	Kelley	Hannon
vs. Northwestern (4/7)	Jaconski	Marsh	Marr	Cecere	Norris	Maloney	Molinaro	Kelley	Hannon
vs. FDU (4/9)	Jaconski	Marsh	Marr	Cecere	Maloney	Norris	Molinaro	Michaels	Hannon
at Indiana (4/12)	Jaconski	Marsh	Marr	Cecere	Norris	Molinaro	Michaels	Kelley	Hannon
at Indiana (4/13)	Jaconski	Marsh	Marr	Cecere	Norris	Molinaro	Maloney	Kelley	Hannon
at Indiana (4/14)	Jaconski	Marsh	Marr	Cecere	Norris	Molinaro	Maloney	Kelley	Hannon
vs. Kent State (4/16)	Jaconski	Marsh	Marr	Cecere	Norris	Molinaro	Maloney	Kelley	Hannon
at Michigan State (4/19)	Jaconski	Marsh	Marr	Cecere	Norris	Molinaro	Michaels	Kelley	Hannon
at Michigan State (4/20)	Jaconski	Marsh	Marr	Cecere	Norris	Molinaro	Maloney	Kelley	Michaels
at Michigan State (4/21)	Jaconski	Marsh	Marr	Cecere	Norris	Molinaro	Maloney	Kelley	Michaels



GAME RECORDS

RECORDS WATCH

INDIVIDUAL HITTING

At-Bats	7	13x; last: Jay Harry vs. Michigan State (May 9, 2022)
Runs	6	Derek Bochna vs. Chicago State (Mar. 9, 1993)
Hits	6	Jay Harry vs. Michigan State (May 9, 2022)
Doubles	3	14x; last: J.T. Marr vs. FDU (April 9, 2024)
Triples	2	7x, last: Tayven Kelley vs. Delaware State (April 8, 2023)
Home Runs	3	Johnny Piacentino vs. Northwestern (March 7, 2021) Kris Kremer vs. Duke (Mar. 2, 2019) Adam Beers vs. Purdue (May 9, 1998) John Schreiner vs. Lafayette (Apr. 8, 1990)
RBI	8	Aaron Novak at Charleston Southern (Mar. 8, 2015) Ed Washell vs. Cornell (May 12, 1984) Andy Onkotz vs. Buffalo (May 3, 1978) Don Stine vs. Dickinson (Apr. 20, 1973)
Stolen Bases	4	Ray Lopez vs. Lock Haven (Apr. 4, 1991) O.J. McDuffie vs. Duquesne (Apr. 15, 1990)
Walks	5	Adam Cecere vs. Pitt (Mar. 26, 2024)

TEAM HITTING

Runs	28	vs. Chicago State (Mar. 9, 1993) at La Salle; (Mar. 22 1997)
Runs Allowed	29	vs. Ohio State (May 8, 2005)

TEAM FIELDING

Triple Plays	2	vs. Michigan State (May 6, 2014)
Last Triple Play		at Rutgers (May 7, 2023)

INDIVIDUAL PITCHING

Innings Pitched	13	Ed Kikla vs. Colgate (Apr. 20, 1960)
Strikeouts	19	Ed Drapcho vs. Pittsburgh (May 19, 1956)
Strikeouts in Relief	13	Bob Fenton vs. Bucknell (May 17, 1962)
No-Hitters	10	Bailey Dees, Tyler Shingledecker & Mason Mellott, at Navy, 2020 (1-2) Steven Hill vs. Iowa, April 21, 2012 (2-0) Nate Bump vs. Duquesne, 1995 (6-0) Dave June vs. IUP, 1977 (15-0) Mitch Lukevics vs. West Virginia, 1975 (6-0) Bill Micsky vs. Gettysburg, 1968 (4-0) Bob Fenton vs. Rider, 1963 (3-0) Bob Fenton vs. Cornell, 1963 (17-0) Ed Drapcho vs. Bucknell, 1955 (3-1) Jay Minnich vs. St. John's 1911 (4-0)

CAREER DOUBLES

1.	59	Jordan Steranka	2009-12
	59	Chris Wright	1999-02
3.	55	Joey DeBernardis	2009-12
4.	53	Michael Campo	1997-00
5.	50	Jared Sadlowski	1994-97
6.	47	Dave Hall	1990-94
	47	Lance Thompson	2003-06
8.	44	Cory Wine	2006-09
9.	39	Chris Netwall	1998-01
10.	38	Adam Beers	1995-98
--	<b>30</b>	<b>Tayven Kelley</b>	<b>2020-pres.</b>

CAREER TRIPLES

1.	15	Sean Deegan	2009-12
2.	13	Kevin Billotte	1995-98
3.	12	Michael Campo	1997-00
	12	Jordan Steranka	2009-12
	<b>12</b>	<b>Tayven Kelley</b>	<b>2020-pres.</b>
6.	11	Russ Mushinsky	1989-92
7.	10	Pat Kennedy	1953-55
	10	Mike DeRenzo	1999-03
9.	9	Cory Wine	2006-09
	9	Shawn Fagan	1997-00
	9	Mike Edwards	1984-87

CAREER STOLEN BASES

1.	62	Zack Smithlin	2000-03
2.	57	Michael Campo	1997-00
3.	50	Doug Keener	1984-87
4.	<b>46</b>	<b>Kyle Hannon</b>	<b>2021-pres.</b>
5.	41	Sean Deegan	2009-12
6.	39	Kevin Billotte	1995-98
7.	37	Dave Hall	1990-94
8.	36	Greg Vogel	1973-76
9.	35	Derek Bochna	1992-95
	35	Blake Lynd	2009-11
	35	Steve Snyder	2010-14
	35	Greg Guers	2013-16

CAREER SLUGGING PERCENTAGE

1.	.756	Dave Simononis	1978-80
2.	.625	Shawn Fagan	1997-00
3.	.615	Mike Karstetter	1985-86
4.	.612	C.J. Sichler	1985-86
5.	<b>.564</b>	<b>Grant Norris</b>	<b>2023-pres.</b>
6.	.552	Matt Wood	2020-22
7.	<b>.542</b>	<b>Bobby Marsh</b>	<b>2023-pres.</b>
8.	.541	Jordan Steranka	2009-12
9.	.489	Sean Deegan	2009-12
10.	.484	Joey DeBernardis	2009-12

SEASON BATTING AVERAGE

1.	.478	Dave Simononis	1978
2.	.457	Ron Weidenhammer	1955
3.	.438	Tim Hurley	1985
	.438	Wes Olsen	1985
5.	.436	Dale Reynolds	1981
6.	.429	Bill Hooper	1951
7.	.428	Dalton Rumberger	1950
8.	.425	Michael Campo	2000
9.	.420	Bob McMullen	1956
	.420	Mike Obeid	1982
	<b>.420</b>	<b>J.T. Marr</b>	<b>2024</b>

SEASON SLUGGING PERCENTAGE

1.	1.100	Dave Simononis	1978
2.	.754	John Schreiner	1990
3.	.747	Ben Heath	2010
4.	<b>.742</b>	<b>Adam Cecere</b>	<b>2024</b>
5.	.723	Greg Vogel	1976
6.	.685	Dan Beers	1998
7.	.675	Michael Campo	1997
8.	.672	Chris Wright	2000
9.	.669	Russ Mushinsky	1990
10.	.667	Matt Wood	2022
--	<b>.620</b>	<b>J.T. Marr</b>	<b>2024</b>

SEASON HOME RUNS

1.	19	Ben Heath	2010
2.	17	Dave Simononis	1978
3.	16	Dan Beers	1998
4.	15	Shawn Fagan	2000
5.	13	Adam Beers	1998
	13	Shawn Fagan	1999
	13	Dan Beers	1999
	13	Chris Wright	2001
	<b>13</b>	<b>Adam Cecere</b>	<b>2024</b>
10.	<b>12</b>	C.J. Sichler	1985
		Jared Sadlowski	1997
		Shawn Fagan	1998
		Chris Netwall	1999
		Sean Deegan	2011
		Sean Deegan	2012
		Matt Wood	2022
		<b>Grant Norris</b>	<b>2024</b>

**MULTI-HIT/RBI GAMES/STREAKS**

Multi-Hit Games	2024	Career	Multi-RBI Games	2024	Career
Marr, JT	20	53	Cecere, Adam	10	45
Cecere, Adam	14	53	Marr, JT	12	28
Kelley, Tavven	5	28	Norris, Grant	10	23
Michaels, Kevin	1	27	Kelley, Tayven	3	19
Marsh, Bobby	13	25	Marsh, Bobby	11	19
Maloney, Matt	6	24	Hannon, Kyle	4	15
Norris, Grant	11	23	Michaels, Kevin	-	15
Gerlott, Billy	3	22	Maloney, Matt	8	13
Hannon, Kyle	3	22	Gerlott, Billy	1	12
Molinaro, Bryce	13	13	Molinaro, Bryce	9	10
Jaconski, Joe	11	12	Jaconski, Joe	4	5
Pittaro, C.J.	-	7	Pittaro, C.J.	-	5
Cease, Derek	-	5	Cease, Derek	-	2

Active Hit Streaks	Games	Active Reached Base Streaks	Games
Marr, J.T.	7	Marsh, Bobby	18
Norris, Grant	3	Jaconski, Joe	10
Cecere, Adam	2	Marr, J.T.	8
Hannon, Kyle	1	Kelley, Tayven	7
Marsh, Bobby	1	Norris, Grant	3
Molinaro, Bryce	1	Cecere, Adam	2
Michaels, Kevin	1	Gerlott, Billy	2
		Hannon, Kyle	1
		Molinaro, Bryce	1
		Michaels, Kevin	1

**BIG TEN STANDINGS  
(Through 4/21)**

	Big Ten		Overall	
	W-L	Pct.	W-L	Pct.
Illinois	10-2	.833	23-13	.639
Nebraska	8-4	.667	25-12	.676
Purdue	8-4	.667	25-15	.625
Michigan	10-5	.667	20-21	.488
Iowa	9-6	.600	22-15	.595
Indiana	7-5	.583	22-18	.550
Ohio State	6-6	.500	19-17	.528
Michigan State	5-7	.417	17-20	.459
Maryland	6-9	.400	25-16	.610
<b>Penn State</b>	<b>6-9</b>	<b>.400</b>	<b>19-16</b>	<b>.543</b>
Minnesota	4-8	.333	16-18	.471
Rutgers	3-9	.250	23-16	.590
Northwestern	2-10	.167	12-23	.343



**This Week Around the BIG**

**April 22-24**

**Illinois:**  
host Western Illinois

**Indiana:**  
vs. Ball State

**Iowa:**  
host Milwaukee

**Maryland:**  
at James Madison

**Michigan:**  
Idle

**Michigan State:**  
Idle

**Minnesota:**  
host St. Thomas (2 games)

**Nebraska:**  
host Kansas

**Northwestern:**  
host Illinois State

**Ohio State:**  
at Wright State

**Penn State:**  
host West Virginia

**Purdue:**  
host Evansville

**Rutgers:**  
host St. John's

\*Big Ten Conference Series

**NITTANY LIONS IN PROS**

Level	Years at PSU	Team	Organization
<b>TRIPLE-A</b>			
Justin Hagenman, P	2016-18	Worcester	Boston Red Sox
Taylor Lehman, P	2015-18	Lehigh Valley	Philadelphia Phillies
<b>DOUBLE-A</b>			
Bailey Dees, P	2018-21	Somerset	New York Yankees
Jim Haley, 3B	2014-16	Lehigh Valley	Philadelphia Phillies
Kyle Virbitsky, P	2018-21	Bowie	Baltimore Orioles
<b>HIGH-A</b>			
Jay Harry, SS	2021-23	Cedar Rapids	Minnesota Twins
Conor Larkin, P	2018-21	Vancouver	Toronto Blue Jays
Matt Wood, C	2020-22	Wisconsin	Milwaukee Brewers
<b>ROOKIE</b>			
Daniel Ouderkirk, P	2023	ACL Mariners	Seattle Mariners

\*As of 4/15/24

**THE LAST TIME...**

**A Penn State Team**

Won 10 or more consecutive games.....April 14-30, 2000  
 Scored 10 or more runs in a game.....11, at Michigan State; April 21, 2024  
 Scored 20 or more runs in a game.....21, UMass Lowell; March 16, 2024  
 Had a 10+ run inning.....10 (4th), vs. Ohio State; April 23, 2023  
 Had 20+ hits.....20, UMass Lowell; March 16, 2024  
 Did not strikeout.....vs. Niagara; March 18, 2016  
 Did not record a hit.....vs. Duke; March 1, 2019  
 Turned a triple play.....1st inning, at Rutgers; May 7, 2023  
 Shut out an opponent.....vs. UMass (1-0); March 13, 2022  
 Shut out consecutive opponents.....vs. Monmouth (1-0); February 15, 2019/vs. Monmouth (7-0), February 16, 2019  
 Was shut out at home.....Milwaukee (12-0); March 20, 2022  
 Was shut out on the road.....at Rutgers (10-0); May 6, 2023  
 Was shut out in consecutive games..... at Delaware (5-0); March 18, 2017/Delaware (8-0); March 19, 2017  
 Swept a three-game series at home .....Northwestern; April 5-7, 2024  
 Swept a three-game series on the road.....at Northwestern; April 15-17, 2016  
 Swept a three-game series at a neutral site.....vs. Princeton; February 28-29, 2020  
 Swept a three-game conference series at home.....Northwestern; April 5-7, 2024  
 Swept a three-game conference series on the road.....at Northwestern; April 15-17, 2016  
 Beat a ranked opponent.....vs. No. 20 Maryland (5-3); May 19, 2023  
 Beat a ranked opponent on the road.....at #22 Miami (9-5); February 17, 2023  
 Beat a Top-5 ranked opponent.....at #1 North Carolina (3-2); March 3, 2007  
 Won a series against a ranked opponent.....at #16 Michigan (four games); April 12-13, 2007  
 Won a series against a ranked opponent on the road.....at #16 Michigan (four games); April 12-13, 2007  
 Played an extra-inning game.....vs. Harvard (W, 8-7, 10); March 8, 2024  
 Played a 12+ inning game.....vs. Brown (W, 6-4, 12); March 11, 2023  
 Played a 15+ inning game ..... Illinois (L, 4-2, 15); April 25, 2015

**A Penn State Player**

Hit two home runs in a game.....Bobby Marsh (2), at Michigan State; April 21, 2024  
 Multiple players with two home runs in a game.....Billy Gerlott/Kyle Hannon/Matt Wood (2), at Ohio State; May 13, 2022  
 Hit three home runs in a game.....Johnny Piacentino (3), vs. Northwestern; March 7, 2021  
 Led off game with a home run.....Joe Jaconski, at Indiana; April 14, 2024  
 Hit a grand slam.....Joe Jaconski (6th), vs. Northwestern; April 7, 2024  
 Hit back-to-back homers.....J.T. Marr/Adam Cecere (2nd), at Indiana; April 13, 2024  
 Hit a walk-off home run.....Jay Harry, vs. Brown; March 11, 2023  
 Hit a pinch-hit home run.....Billy Gerlott, at Minnesota; April 24, 2022  
 Hit an inside-the-park home run.....Kris Kremer, Pittsburgh; April 10, 2019  
 Had five or more RBI in a game.....Bobby Marsh (5), at Michigan State; April 21, 2024  
 Had seven or more RBI in a game.....Aaron Novak (8), at Charleston Southern; March 8, 2015  
 Had four hits in a game.....Bobby Marsh (4), at Indiana; April 12, 2024  
 Had five hits in a game.....Jay Harry (6), Michigan State; May 9, 2022  
 Had six hits in a game.....Jay Harry (6), Michigan State; May 9, 2022  
 Had two hits in an inning.....J.T. Marr, Pitt (6th); March 26, 2024  
 Stole three or more bases.....Kyle Hannon (3), vs. Harvard; March 8, 2024  
 Had a 10-game hit streak.....Adam Cecere (10); March 29-April 14, 2024  
 Had a 20-game hit streak.....Matt Wood (26); March 25-May 9, 2022

Had 10 or more strikeouts.....Travis Luensmann (10), vs. Indiana; April 1, 2023  
 Had 10 or more strikeouts in back-to-back starts.....Daniel Ouderkirk (11 vs. Dartmouth, 3/4/23; 10 vs. Brown, 3/10/23)  
 Pitched a complete game.....Jaden Henline, Michigan State; May 8, 2022  
 Pitched a nine-inning complete game.....Jaden Henline, Michigan State; May 8, 2022  
 Pitched a combined nine-inning shutout.....Mason Mellott/Tyler Shingledecker/Jaden Henline, vs. UMass; March 13, 2022  
 Pitched an individual nine-inning shutout.....Greg Welsh, Michigan State; May 17, 2013  
 Pitched an individual no-hitter.....Steven Hill, at Iowa; April 21, 2012

\*Active Streak

**PAGE 12 | PENN STATE VS. WEST VIRGINIA  
HITTING/PITCHING CAREER BESTS**



**#11 MASON BUTASH, P**

**Career Bests**

IP	4.0	vs. Pitt	3/26/24
Longest Start	4.0	vs. Pitt	3/26/24
Longest Relief	2.2	vs. Michigan	3/23/24
Hits	0	2x, last vs. Pitt	3/26/24
Runs	0	4x, last vs. Northwestern	4/7/24
Earned Runs	0	5x, last vs. Northwestern	4/7/24
Walks	0	4x, last vs. Northwestern	4/7/24
Strikeouts	5	2x, last vs. FDU	4/9/24



**#34 CJ CARMICHAEL, IF**

**Career Bests**

Hits	n/a
Runs	n/a
Doubles	n/a
Triples	n/a
Home Runs	n/a
RBI	n/a
Walks	n/a
Stolen Bases	n/a



**#19 DEREK CEASE, IF**

**Career Bests**

Hits	3	at Pitt	5/17/22
Runs	2	3x, last vs. Omaha	4/30/22
Doubles	1	5x, last at Omaha	5/10/23
Triples	n/a		
Home Runs	n/a		
RBI	2	2x, last vs. Delaware State	4/8/23
Walks	2	3x, last vs. Iowa	5/28/22
Stolen Bases	1	4x, last vs. FDU	4/9/24



**#12 ADAM CECERE, OF**

**Career Bests**

Hits	4*	vs. Miami	5/27/22
Runs	4*	vs. Towson	2/25/23
Doubles	2	2x, last vs. Harvard	3/8/24
Triples	1*	2x, last at Boston College	4/3/22
Home Runs	2	6x, last vs. UMass Lowell	3/15/24
RBI	4	5x, last at Indiana	4/12/24
Walks	5	vs. Pitt	3/26/24
Stolen Bases	2	vs. Northwestern	4/7/24

\*At Wake Forest (2020-23)



**#43 JACOB COFFIN, P**

**Career Bests**

IP	4.0	vs. Holy Cross	3/5/23
Longest Start	n/a		
Longest Relief	4.0	vs. Holy Cross	3/5/23
Hits	0	at Miami	2/18/23
Runs	0	2x, last vs. Holy Cross	3/5/23
Earned Runs	0	3x, last at Michigan	3/25/23
Walks	0	2x, last vs. Brown	3/11/23
Strikeouts	4	vs. Holy Cross	3/5/23



**#36 AIDEN COLEMAN, P**

**Career Bests**

IP	n/a
Longest Start	n/a
Longest Relief	n/a
Hits	n/a
Runs	n/a
Earned Runs	n/a
Walks	n/a
Strikeouts	n/a

HITTING/PITCHING CAREER BESTS



#31 CHIC DEGAETANO, P

Career Bests

IP	7.0*	vs. Lafayette	4/5/22
Longest Start	7.0*	vs. Lafayette	4/5/22
Longest Relief	6.0*	vs. Xavier	4/21/23
Hits	0	11x, last vs. Kent State	4/16/24
Runs	0	23x, last vs. Kent State	4/16/24
Earned Runs	0	24x, last vs. Kent State	4/16/24
Walks	0	17x, last at Michigan State	4/20/24
Strikeouts	10*	vs. Lafayette	4/5/22

\* At Villanova (2020-23)



#10 BEN DEMELL, P

Career Bests

IP	4.1	vs. Brown	3/11/23
Longest Start	3.2	vs. Binghamton	3/21/23
Longest Relief	4.1	vs. Brown	3/11/23
Hits	0	7x, last at Michigan State	4/20/24
Runs	0	12x, last at Michigan State	4/20/24
Earned Runs	0	12x, last at Michigan State	4/20/24
Walks	0	12x, last at Michigan State	4/20/24
Strikeouts	6	vs. Wagner	3/4/23



#14 MICHAEL DIMARTINI, IF

Career Bests

Hits	1	vs. Kent State	4/16/24
Runs	1	vs. UMass Lowell	3/16/24
Doubles	n/a		
Triples	n/a		
Home Runs	n/a		
RBI	n/a		
Walks	1	vs. UMass Lowell	3/16/24
Stolen Bases	n/a		



#3 BILLY GERLOTT, OF

Career Bests

Hits	4	at Ohio State	5/13/22
Runs	3	at Ohio State	5/13/22
Doubles	2	2x, last vs. Northern Illinois	2/24/23
Triples	1	3x, last at Michigan	3/25/23
Home Runs	2	at Ohio State	5/13/22
RBI	5	at Ohio State	5/13/22
Walks	3	vs. Ohio State	4/21/23
Stolen Bases	1	6x, last vs. Delaware State	4/8/23



#2 KYLE HANNON, IF

Career Bests

Hits	3	3x, last vs. Brown	3/11/23
Runs	3	4x, last vs. Northwestern	4/7/24
Doubles	1	18x, last at Indiana	4/13/24
Triples	1	5x, last vs. Northwestern	4/7/24
Home Runs	2	at Ohio State	5/13/22
RBI	3	3x, last vs. UMass Lowell	3/15/24
Walks	4	at Davidson	3/3/24
Stolen Bases	3	3x, last vs. Harvard	3/8/24



#24 JADEN HENLINE, P

Career Bests

IP	9.0	vs. Michigan State	5/8/22
Longest Start	9.0	vs. Michigan State	5/8/22
Longest Relief	6.0	2x, last vs. Brown	3/11/23
Hits	0	5x, last at Miami	2/17/23
Runs	0	11x, last vs. Brown	3/11/23
Earned Runs	0	12x, last vs. Brown	3/11/23
Walks	0	22x, last at Illinois	3/30/24
Strikeouts	6	3x, last vs. Michigan State	5/8/22

**PAGE 14 | PENN STATE VS. WEST VIRGINIA  
HITTING/PITCHING CAREER BESTS**



**#27 MASON HORWAT, P**

**Career Bests**

IP	5.0	at Davidson	3/3/24
Longest Start	5.0	at Davidson	3/3/24
Longest Relief	4.0	at Indiana	4/13/24
Hits	0	vs. Michigan	3/22/24
Runs	0	2x, last vs. Michigan	3/24/24
Earned Runs	0	4x, last vs. Michigan	3/24/24
Walks	0	4x, last at Michigan State	4/21/24
Strikeouts	3	3x, last vs. Harvard	3/8/24



**#4 MASON HOWELL, C**

**Career Bests**

Hits	n/a
Runs	n/a
Doubles	n/a
Triples	n/a
Home Runs	n/a
RBI	n/a
Walks	n/a
Stolen Bases	n/a



**#1 JOE JACONSKI, IF/OF**

**Career Bests**

Hits	4	vs. FDU	4/9/24
Runs	4	at Indiana	4/12/24
Doubles	1	7x, last vs. Kent State	4/16/24
Triples	n/a		
Home Runs	1	5x, last at Indiana	4/14/24
RBI	6	vs. Northwestern	4/7/24
Walks	4	at Stanford	2/23/24
Stolen Bases	1	3x, last vs. Pitt	3/26/24

\* At North Carolina (2022-23)



**#13 TAYVEN KELLEY, OF**

**Career Bests**

Hits	3	6x, last vs. Harvard	3/8/24
Runs	3	4x, last vs. Northwestern	4/7/24
Doubles	2	vs. Wagner	3/4/23
Triples	2	vs. Delaware State	4/8/23
Home Runs	1	7x, last vs. Army	2/18/24
RBI	4	2x, last vs. Army	2/18/24
Walks	3	vs. Iowa	4/29/23
Stolen Bases	2	vs. Holy Cross	3/5/23



**#29 CARSON KOHLS, P**

**Career Bests**

IP	3.2	vs. West Virginia	4/12/22
Longest Start	2.2	2x, last vs. Army	2/17/24
Longest Relief	3.2	vs. West Virginia	4/12/22
Hits	0	8x, last at Nebraska	5/12/23
Runs	0	13x, last at Nebraska	5/12/23
Earned Runs	0	18x, last at Nebraska	5/12/23
Walks	0	13x, last at Nebraska	5/12/23
Strikeouts	5	vs. Bucknell	4/6/22



**#15 DAVID LEE, P**

**Career Bests**

IP	2.2	at Indiana	4/12/24
Longest Start	n/a		
Longest Relief	2.2	at Indiana	4/12/24
Hits	0	11x, last vs. FDU	4/9/24
Runs	0	14x, last at Indiana	4/12/24
Earned Runs	0	17x, last at Indiana	4/12/24
Walks	0	14x, last at Michigan State	4/20/24
Strikeouts	3	3x, last at Indiana	4/12/24

\* At California (Pa.) (2020-23)


HITTING/PITCHING CAREER BESTS



#16 JAMES LORDI, P

Career Bests

IP	2.2	vs. Army	2/17/24
Longest Start	n/a		
Longest Relief	2.2	vs. Army	2/17/24
Hits	0	2x, last vs. Michigan	3/24/24
Runs	0	3x, last vs. FDU	4/9/24
Earned Runs	0	3x, last vs. FDU	4/9/24
Walks	0	5x, last at Indiana	4/14/24
Strikeouts	2	2x, last vs. FDU	4/9/24



#33 TRAVIS LUENSMANN, P

Career Bests

IP	7.0	at Rutgers	5/7/23
Longest Start	6.1	at Indiana	4/12/24
Longest Relief	7.0	at Rutgers	5/7/23
Hits	0	3x, last vs. Michigan	3/22/24
Runs	0	9x, last vs. Michigan	3/22/24
Earned Runs	0	11x, last vs. Michigan	3/22/24
Walks	0	5x, last at Northwestern	4/9/22
Strikeouts	10	vs. Indiana	4/1/23



#18 MATT MALONEY, C

Career Bests

Hits	3	5x, last at Illinois	3/30/24
Runs	4*	vs. UMass	5/18/23
Doubles	2*	at St. Bonaventure	5/7/22
Triples	1*	vs. St. Bonaventure	5/12/23
Home Runs	1	4x, last vs. Army	2/18/24
RBI	4	2x, last vs. Army	2/18/24
Walks	2*	3x, last vs. UMass	5/18/23
Stolen Bases	1	10x, last vs. Northwestern	4/5/24

\*At Dayton (2022-23)



#40 J.T. MARR, C

Career Bests

Hits	5*	at Monmouth	4/14/23
Runs	4	2x, last vs. UMass Lowell	3/16/24
Doubles	3	vs. FDU	4/9/24
Triples	1*	4x, last vs. The Citadel	5/17/22
Home Runs	2*	vs. William & Mary	4/16/22
RBI	4	3x, last at Davidson	3/3/24
Walks	3*	vs. Charleston Southern	4/11/23
Stolen Bases	1	20x, last at Michigan State	4/21/24

\* At College of Charleston (2022-23)



#28 BOBBY MARSH, 1B/OF

Career Bests

Hits	4	2x, last at Indiana	4/12/24
Runs	3	2x, last at Indiana	4/12/24
Doubles	2	2x, last vs. Maryland	5/18/23
Triples	1	vs. Northwestern	4/6/24
Home Runs	2	at Michigan State	4/21/24
RBI	5	at Michigan State	4/21/24
Walks	3	at Stanford	2/23/24
Stolen Bases	1	3x, last vs. Pitt	3/26/24



#46 JACK MESSINA, P

Career Bests

IP	n/a		
Longest Start	n/a		
Longest Relief	n/a		
Hits	n/a		
Runs	n/a		
Earned Runs	n/a		
Walks	n/a		
Strikeouts	n/a		

**PAGE 16 | PENN STATE VS. WEST VIRGINIA  
HITTING/PITCHING CAREER BESTS**



**#32 KEVIN MICHAELS, IF**

**Career Bests**

Hits	5*	3x, last vs. Georgetown	5/15/22
Runs	3*	4x, last at LIU	3/15/23
Doubles	2*	vs. Creighton	4/16/22
Triples	1*	2x, last vs. Butler	4/22/22
Home Runs	2*	vs. Sacred Heart	3/18/22
RBI	6*	vs. Sacred Heart	3/18/22
Walks	3*	at Marshall	3/4/23
Stolen Bases	1	2x, last at Illinois	3/30/24

\* At St. John's (2022-23)



**#41 ZACH MIZRAHI, P**

**Career Bests**

IP	n/a
Longest Start	n/a
Longest Relief	n/a
Hits	n/a
Runs	n/a
Earned Runs	n/a
Walks	n/a
Strikeouts	n/a



**#23 BRYCE MOLINARO, IF**

**Career Bests**

Hits	3	4x, last vs. Northwestern	4/6/24
Runs	4	2x, last vs. Northwestern	4/7/24
Doubles	2	vs. UMass Lowell	3/16/24
Triples	1	vs. Northwestern	4/5/24
Home Runs	2	at Indiana	4/12/24
RBI	3	3x, last at Michigan State	4/21/24
Walks	2	3x, last at Indiana	4/13/24
Stolen Bases	1	2x, last vs. FDU	4/9/24



**#26 MATT MORASH, P**

**Career Bests**

IP	3.1	at Illinois	3/30/24
Longest Start	3.1	at Illinois	3/30/24
Longest Relief	2.2	2x, last at Stanford	2/25/24
Hits	0	vs. Pitt	3/26/24
Runs	0	3x, last vs. Michigan	3/23/24
Earned Runs	0	4x, last vs. Pitt	3/26/24
Walks	0	6x, last at Indiana	4/14/24
Strikeouts	4	at Illinois	3/30/24



**#0 GRANT NORRIS, IF**

**Career Bests**

Hits	3	4x, last vs. Northwestern	4/6/24
Runs	3	2x, last at Stanford	2/24/24
Doubles	1	13x, last vs. Northwestern	4/5/24
Triples	1	3x, last vs. Maryland	5/18/23
Home Runs	2	2x, last at Michigan State	4/20/24
RBI	4	3x, last vs. Northwestern	4/6/24
Walks	3	at Stanford	2/25/24
Stolen Bases	2	2x, last vs. Pitt	3/26/24



**#38 ALEX PAK, P**

**Career Bests**

IP	n/a
Longest Start	n/a
Longest Relief	n/a
Hits	n/a
Runs	n/a
Earned Runs	n/a
Walks	n/a
Strikeouts	n/a



HITTING/PITCHING CAREER BESTS



#21 WILL PERKOWSKI, 1B/P

Career Bests


IP	2.2	vs. Michigan	3/22/24
Longest Start	n/a		
Longest Relief	2.2	vs. Michigan	3/22/24
Hits	0	3x, last vs. Harvard	3/10/24
Runs	0	6x, last vs. Northwestern	4/5/24
Earned Runs	0	6x, last vs. Northwestern	4/5/24
Walks	0	3x, last vs. Harvard	3/8/24
Strikeouts	5	vs. Michigan	3/22/24



#7 CJ PITTARO, IF

Career Bests

Hits	2	7x, last vs. Maryland	5/20/23
Runs	2	3x, last vs. Pitt	3/28/23
Doubles	1	4x, last at Omaha	5/10/23
Triples	1	vs. Maryland	5/20/23
Home Runs	n/a		
RBI	3	2x, last vs. Rutgers	3/26/22
Walks	2	2x, last vs. Purdue	4/14/22
Stolen Bases	1	vs. Bucknell	4/6/22



#25 CHASE RENNER, P

Career Bests

IP	2.2	at Miami	2/18/23
Longest Start	1.0	vs. Rutgers	3/25/22
Longest Relief	2.2	at Miami	2/18/23
Hits	0	4x, last vs. West Virginia	4/10/22
Runs	0	7x, last vs. Iowa	5/28/22
Earned Runs	0	7x, last vs. Iowa	5/28/22
Walks	0	4x, last at Minnesota	4/22/22
Strikeouts	4	vs. Bucknell	4/6/22



#20 FRANKIE SANCHEZ, P

Career Bests

IP	7.0*	3x, last vs. Pace	5/19/23
Longest Start	7.0*	3x, last vs. Pace	5/19/23
Longest Relief	5.2*	vs. North Greenville	6/7/23
Hits	0*	7x, last vs. North Greenville	6/7/23
Runs	0	15x, last vs. Michigan	3/24/24
Earned Runs	0	16x, last vs. Michigan	3/24/24
Walks	0	12x, last vs. Northwestern	4/7/24
Strikeouts	9	2x, last vs. Army	2/17/24


\* At Southern New Hampshire (2022-23)



#30 ANTHONY STEELE, P

Career Bests

IP	2.2	2x, last at Indiana	4/13/24
Longest Start	0.2	vs. Bucknell	4/6/22
Longest Relief	2.2	2x, last at Indiana	4/13/24
Hits	0	10x, last at Michigan State	4/21/24
Runs	0	19x, last at Michigan State	4/21/24
Earned Runs	0	20x, last at Michigan State	4/21/24
Walks	0	10x, last at Michigan State	4/19/24
Strikeouts	5	vs. Army	2/18/24



#9 CONNOR THRONEBERRY, P

Career Bests

IP	3.0	vs. UMass Lowell	3/16/24
Longest Start	n/a		
Longest Relief	3.0	vs. UMass Lowell	3/16/24
Hits	0	8x, last vs. Kent State	4/16/24
Runs	0	10x, last vs. FDU	4/9/24
Earned Runs	0	13x, last vs. Kent State	4/16/24
Walks	0	9x, last at Virginia	3/5/24
Strikeouts	3	2x, last vs. UMass Lowell	3/16/24

**PAGE 18 | PENN STATE VS. WEST VIRGINIA  
HITTING/PITCHING CAREER BESTS**



**#6 TY TORTI, IF**

**Career Bests**

Hits	1	vs. Binghamton	3/21/23
Runs	1	2x, last vs. Binghamton	3/21/23
Doubles	n/a		
Triples	n/a		
Home Runs	n/a		
RBI	n/a		
Walks	2	vs. Wagner	3/4/23
Stolen Bases	n/a		



**#22 BRANDON WINGENROTH, P**

**Career Bests**

IP	1.0	vs. Michigan	3/24/24
Longest Start	n/a		
Longest Relief	1.0	vs. Michigan	3/24/24
Hits	2	vs. Michigan	3/24/24
Runs	1	vs. Michigan	3/24/24
Earned Runs	1	vs. Michigan	3/24/24
Walks	0	at Illinois	3/30/24
Strikeouts	1	at Illinois	3/30/24



**#35 ADIN ZORN, OF**

**Career Bests**

Hits	n/a		
Runs	1	2x, last vs. Northwestern	4/6/24
Doubles	n/a		
Triples	n/a		
Home Runs	n/a		
RBI	n/a		
Walks	n/a		
Stolen Bases	n/a		

CAREER STATS

#11 MASON BUTASH P R/R FR. 6-2/195 CHANTILLY, VA.

Year	ERA	W-L	APP	GS	CG	SHO	SV	IP	H	R	ER	BB	SO	2B	3B	HR	BF	BAA	WP	HBP	BK	SFA	SHA
2024	6.59	1-3	14	6	0	0/0	1	27.1	29	22	20	18	24	5	0	2	123	.290	0	4	0	1	0
TOTAL	6.59	1-3	14	6	0	0/0	1	27.1	29	22	20	18	24	5	0	2	123	.290	0	4	0	1	0

#34 CJ CARMICHAEL IF R/R R-FR. 6-1/170 LANCASTER, OHIO

Year	Avg	GP-GS	AB	R	H	2B	3B	HR	RBI	TB	SLG%	BB	HBP	SO	GDP	OB%	SF	SH	SB-ATT	PO	A	E	FLD%
2023	-	-	-	-	-	-	-	-	-	-	-	-	-	-	-	-	-	-	-	-	-	-	-
2024	-	-	-	-	-	-	-	-	-	-	-	-	-	-	-	-	-	-	-	-	-	-	-
TOTAL	-	-	-	-	-	-	-	-	-	-	-	-	-	-	-	-	-	-	-	-	-	-	-

#19 DEREK CEASE IF R/R JR. 5-8/150 PLYMOUTH, PA.

Year	Avg	GP-GS	AB	R	H	2B	3B	HR	RBI	TB	SLG%	BB	HBP	SO	GDP	OB%	SF	SH	SB-ATT	PO	A	E	FLD%
2022	.226	43-28	93	17	21	2	0	0	7	23	.247	19	2	20	1	.368	0	0	3-3	38	76	8	.934
2023	.267	17-2	15	5	4	3	0	0	3	7	.467	0	0	3	0	.267	0	0	0-0	1	1	0	1.000
2024	.400	15-1	5	3	2	0	0	0	1	2	.400	0	0	2	0	.400	0	0	1-2	8	5	1	.929
TOTAL	.239	75-31	113	25	27	5	0	0	11	32	.283	19	2	25	1	.358	0	0	4-5	47	82	9	.935

#12 ADAM CECERE OF L/R GR. 6-4/230 ADAMS TOWNSHIP, PA.

Year	Avg	GP-GS	AB	R	H	2B	3B	HR	RBI	TB	SLG%	BB	HBP	SO	GDP	OB%	SF	SH	SB-ATT	PO	A	E	FLD%
2020*	.241	10-8	29	9	7	1	0	4	12	20	.690	3	1	10	0	.333	0	0	0-0	5	0	0	1.000
2021*	.192	33-22	78	15	15	5	1	4	15	34	.436	17	1	41	0	.340	1	0	0-0	24	0	0	1.000
2022*	.318	58-58	223	50	71	8	1	14	52	123	.552	29	9	66	4	.411	4	1	2-4	85	0	2	.977
2023*	.284	42-42	141	40	40	11	0	10	37	81	.574	31	6	54	2	.430	1	0	1-1	27	2	0	1.000
2024	.347	36-36	124	38	43	10	0	13	39	92	.742	30	9	34	2	.491	4	0	7-8	85	3	4	.957
TOTAL	.296	179-166	595	152	176	35	2	45	155	350	.588	110	26	205	8	.421	10	1	10-13	226	5	6	.975

\* At Wake Forest

#43 JACOB COFFIN P S/L SO. 6-0/161 APEX, N.C.

Year	ERA	W-L	APP	GS	CG	SHO	SV	IP	H	R	ER	BB	SO	2B	3B	HR	BF	BAA	WP	HBP	BK	SFA	SHA
2023	5.00	0-0	5	0	0	0/0	0	9.0	8	6	5	6	7	1	0	2	42	.235	2	2	0	0	0
2024	-	-	-	-	-	-	-	-	-	-	-	-	-	-	-	-	-	-	-	-	-	-	-
TOTAL	5.00	0-0	5	0	0	0/0	0	9.0	8	6	5	6	7	1	0	2	42	.235	2	2	0	0	0

#36 AIDEN COLEMAN P R/R FR. 5-10/163 TYRONE, PA.

Year	ERA	W-L	APP	GS	CG	SHO	SV	IP	H	R	ER	BB	SO	2B	3B	HR	BF	BAA	WP	HBP	BK	SFA	SHA
2023	-	-	-	-	-	-	-	-	-	-	-	-	-	-	-	-	-	-	-	-	-	-	-
2024	-	-	-	-	-	-	-	-	-	-	-	-	-	-	-	-	-	-	-	-	-	-	-
TOTAL	-	-	-	-	-	-	-	-	-	-	-	-	-	-	-	-	-	-	-	-	-	-	-

#31 CHIC DEGAETANO P R/R GR. 6-2/214 SUGARLOAF, PA.

Year	ERA	W-L	APP	GS	CG	SHO	SV	IP	H	R	ER	BB	SO	2B	3B	HR	BF	BAA	WP	HBP	BK	SFA	SHA
2020*	0.00	0-0	2	0	0	0/0	0	1.2	1	0	0	2	1	0	0	0	8	.167	0	0	0	0	0
2021*	18.00	0-0	2	0	0	0/0	0	2.0	4	4	4	1	3	0	1	2	11	.400	0	0	0	0	0
2022*	5.79	4-0	17	9	0	0/0	0	51.1	45	36	33	25	47	10	1	4	226	.234	6	6	0	3	0
2023*	7.21	2-4	20	6	0	0/0	0	48.2	56	43	39	27	48	6	1	8	229	.299	3	9	0	5	1
2024	9.45	1-3	15	0	0	0/0	0	13.1	19	16	14	9	13	5	0	2	71	.333	1	4	0	0	1
TOTAL	6.92	3-7	56	15	0	0/0	0	117.0	125	99	90	64	112	21	3	16	545	.277	10	19	0	8	2

\* At Villanova

#10 BEN DEMELL P L/R R-SO. 6-5/205 CONCORD, OHIO

Year	ERA	W-L	APP	GS	CG	SHO	SV	IP	H	R	ER	BB	SO	2B	3B	HR	BF	BAA	WP	HBP	BK	SFA	SHA
2022	0.00	0-0	1	0	0	0/0	0	1.2	1	0	0	3	2	0	0	0	10	.167	0	1	0	0	0
2023	10.13	0-0	11	4	0	0/0	1	24.0	45	33	27	13	21	8	1	2	136	.395	1	6	0	3	0
2024	6.87	0-0	16	0	0	0/0	2	18.1	23	15	14	12	14	4	0	3	96	.284	5	2	0	0	1
TOTAL	8.39	0-0	28	4	0	0/0	3	44.0	69	48	41	28	37	12	1	5	242	.343	6	9	0	3	1

**CAREER STATS**

**#14 MICHAEL DIMARTINI IF R/R FR. 6-1/205 SOUTH FAYETTE, PA.**

Year	Avg	GP-GS	AB	R	H	2B	3B	HR	RBI	TB	SLG%	BB	HBP	SO	GDP	OB%	SF	SH	SB-ATT	PO	A	E	FLD%
2024	.167	8-0	6	1	1	0	0	0	0	1	.167	1	0	4	0	.286	0	0	0-0	0	0	0	.000
<b>TOTAL</b>	<b>.167</b>	<b>8-0</b>	<b>6</b>	<b>1</b>	<b>1</b>	<b>0</b>	<b>0</b>	<b>0</b>	<b>0</b>	<b>1</b>	<b>.167</b>	<b>1</b>	<b>0</b>	<b>4</b>	<b>0</b>	<b>.286</b>	<b>0</b>	<b>0</b>	<b>0-0</b>	<b>0</b>	<b>0</b>	<b>0</b>	<b>.000</b>

**#3 BILLY GERLOTT OF R/R R-JR. 6-1/181 AUBURN, PA.**

Year	Avg	GP-GS	AB	R	H	2B	3B	HR	RBI	TB	SLG%	BB	HBP	SO	GDP	OB%	SF	SH	SB-ATT	PO	A	E	FLD%
2021	-	-	-	-	-	-	-	-	-	-	-	-	-	-	-	-	-	-	-	-	-	-	-
2022	.237	54-51	190	25	45	12	2	6	33	79	.416	23	5	52	7	.332	2	0	4-6	83	3	1	.989
2023	.241	46-43	141	18	34	3	1	2	17	45	.319	25	4	33	2	.371	0	0	4-4	82	1	1	.988
2024	.286	18-11	42	14	12	5	0	1	3	20	.476	6	1	10	0	.388	0	2	0-1	29	2	0	1.000
<b>TOTAL</b>	<b>.244</b>	<b>118-105</b>	<b>373</b>	<b>57</b>	<b>91</b>	<b>20</b>	<b>3</b>	<b>9</b>	<b>53</b>	<b>144</b>	<b>.386</b>	<b>54</b>	<b>10</b>	<b>95</b>	<b>9</b>	<b>.353</b>	<b>2</b>	<b>2</b>	<b>8-11</b>	<b>194</b>	<b>6</b>	<b>2</b>	<b>.990</b>

**#2 KYLE HANNON IF/OF L/R SR. 5-10/186 HARRISBURG, PA.**

Year	Avg	GP-GS	AB	R	H	2B	3B	HR	RBI	TB	SLG%	BB	HBP	SO	GDP	OB%	SF	SH	SB-ATT	PO	A	E	FLD%
2021	.133	12-9	30	3	4	1	1	0	1	7	.233	2	0	12	0	.188	0	1	0-0	15	0	0	1.000
2022	.230	36-34	126	20	29	7	1	4	19	51	.397	15	2	34	3	.319	1	0	7-7	30	72	14	.879
2023	.293	49-49	181	51	53	10	2	7	25	88	.486	31	4	31	2	.402	3	0	27-34	89	130	8	.965
2024	.202	34-33	119	27	24	5	2	1	15	36	.303	19	0	23	3	.309	1	0	12-16	77	78	5	.969
<b>TOTAL</b>	<b>.241</b>	<b>131-125</b>	<b>456</b>	<b>101</b>	<b>110</b>	<b>23</b>	<b>6</b>	<b>12</b>	<b>60</b>	<b>181</b>	<b>.397</b>	<b>67</b>	<b>6</b>	<b>100</b>	<b>8</b>	<b>.343</b>	<b>5</b>	<b>1</b>	<b>46-57</b>	<b>211</b>	<b>280</b>	<b>27</b>	<b>.948</b>

**#24 JADEN HENLINE P L/R SR. 6-2/170 NEW CUMBERLAND, PA.**

Year	ERA	W-L	App	GS	CG	SHO	SV	IP	H	R	ER	BB	SO	2B	3B	HR	BF	B/Avg	WP	HBP	BK	SFA	SHA
2021	3.72	0-1	9	3	0	0/0	0	19.1	17	8	8	8	22	2	0	2	86	.230	1	3	0	0	1
2022	5.64	2-3	17	7	1	0/1	3	59.0	74	44	37	16	56	18	4	6	263	.310	6	3	0	1	4
2023	4.70	5-3	15	9	0	0/0	1	61.1	78	39	32	17	35	10	1	3	278	.315	3	5	1	4	4
2024	8.44	3-1	9	9	0	0/0	0	37.1	52	40	35	9	16	12	0	8	176	.335	3	6	0	3	3
<b>TOTAL</b>	<b>5.69</b>	<b>10-8</b>	<b>50</b>	<b>28</b>	<b>1</b>	<b>0/1</b>	<b>4</b>	<b>177.0</b>	<b>221</b>	<b>131</b>	<b>112</b>	<b>50</b>	<b>129</b>	<b>42</b>	<b>5</b>	<b>19</b>	<b>803</b>	<b>.309</b>	<b>13</b>	<b>17</b>	<b>1</b>	<b>8</b>	<b>12</b>

**#27 MASON HORWAT P R/R FR. 6-1/185 PITTSBURGH, PA.**

Year	ERA	W-L	APP	GS	CG	SHO	SV	IP	H	R	ER	BB	SO	2B	3B	HR	BF	BAA	WP	HBP	BK	SFA	SHA
2024	5.81	3-1	13	2	0	0/0	1	31.0	29	25	20	16	19	3	1	2	139	.246	5	2	0	1	2
<b>TOTAL</b>	<b>5.81</b>	<b>3-1</b>	<b>13</b>	<b>2</b>	<b>0</b>	<b>0/0</b>	<b>1</b>	<b>31.0</b>	<b>29</b>	<b>25</b>	<b>20</b>	<b>16</b>	<b>19</b>	<b>3</b>	<b>1</b>	<b>2</b>	<b>139</b>	<b>.246</b>	<b>5</b>	<b>2</b>	<b>0</b>	<b>1</b>	<b>2</b>

**#4 MARTIN HOWELL C R/R FR. 6-2/205 GILLETTE, N.J.**

Year	Avg	GP-GS	AB	R	H	2B	3B	HR	RBI	TB	SLG%	BB	HBP	SO	GDP	OB%	SF	SH	SB-ATT	PO	A	E	FLD%
2024	-	-	-	-	-	-	-	-	-	-	-	-	-	-	-	-	-	-	-	-	-	-	-
<b>TOTAL</b>	<b>-</b>	<b>-</b>	<b>-</b>	<b>-</b>	<b>-</b>	<b>-</b>	<b>-</b>	<b>-</b>	<b>-</b>	<b>-</b>	<b>-</b>	<b>-</b>	<b>-</b>	<b>-</b>	<b>-</b>	<b>-</b>	<b>-</b>	<b>-</b>	<b>-</b>	<b>-</b>	<b>-</b>	<b>-</b>	<b>-</b>

**#1 JOE JACONSKI IF L/R JR. 6-0/190 PLYMOUTH MEETING, PA.**

Year	Avg	GP-GS	AB	R	H	2B	3B	HR	RBI	TB	SLG%	BB	HBP	SO	GDP	OB%	SF	SH	SB-ATT	PO	A	E	FLD%
2022*	.174	20-5	23	1	4	0	0	0	0	4	.174	2	1	6	1	.269	0	0	0-0	13	4	0	1.000
2023*	.000	4-0	4	0	0	0	0	0	2	0	.000	0	0	2	0	.000	1	0	0-0	0	0	1	.000
2024	.308	36-35	133	36	41	7	0	5	25	63	.474	31	4	31	2	.442	4	2	3-6	221	20	2	.992
<b>TOTAL</b>	<b>.281</b>	<b>60-40</b>	<b>160</b>	<b>37</b>	<b>45</b>	<b>7</b>	<b>0</b>	<b>5</b>	<b>27</b>	<b>67</b>	<b>.419</b>	<b>33</b>	<b>5</b>	<b>39</b>	<b>3</b>	<b>.409</b>	<b>5</b>	<b>2</b>	<b>3-6</b>	<b>234</b>	<b>24</b>	<b>3</b>	<b>.989</b>

\* At North Carolina

**#13 TAYVEN KELLEY OF R/R SR.+ 6-3/198 BOILING SPRINGS, PA.**

Year	Avg	GP-GS	AB	R	H	2B	3B	HR	RBI	TB	SLG%	BB	HBP	SO	GDP	OB%	SF	SH	SB-ATT	PO	A	E	FLD%
2020	.188	9-4	16	4	3	2	0	0	1	5	.313	3	1	8	0	.350	0	0	0-0	10	0	0	1.000
2021	.238	28-27	101	8	24	8	2	1	9	39	.386	10	1	37	2	.313	0	3	0-2	53	1	4	.931
2022	.192	49-43	172	20	33	6	4	0	20	47	.273	9	1	66	4	.236	0	1	2-3	92	2	6	.940
2023	.246	46-45	171	33	42	12	5	4	31	76	.444	15	0	63	1	.306	0	1	4-5	88	2	6	.938
2024	.250	33-25	92	22	23	2	1	2	13	33	.359	13	2	26	2	.352	1	0	5-7	65	1	0	1.000
<b>TOTAL</b>	<b>.226</b>	<b>165-144</b>	<b>552</b>	<b>87</b>	<b>125</b>	<b>30</b>	<b>12</b>	<b>7</b>	<b>74</b>	<b>200</b>	<b>.362</b>	<b>50</b>	<b>5</b>	<b>200</b>	<b>9</b>	<b>.296</b>	<b>1</b>	<b>5</b>	<b>11-17</b>	<b>308</b>	<b>6</b>	<b>16</b>	<b>.952</b>

**CAREER STATS**

<b>#29 CARSON KOHLS P R/R SR. 6-0/209 SACRAMENTO, CALIF.</b>																										
Year	ERA	W-L	App	GS	CG	SHO	SV	IP	H	R	ER	BB	SO	2B	3B	HR	BF	B/Avg	WP	HBP	BK	SFA	SHA			
2021	3.18	0-0	5	0	0	0/0	0	5.2	7	3	2	2	4	1	1	1	27	.304	1	2	0	0	0			
2022	4.60	2-0	18	1	0	0/0	0	29.1	29	20	15	21	25	1	2	1	136	.269	5	4	1	1	2			
2023	7.36	0-0	9	0	0	0/0	0	7.1	9	8	6	6	4	1	1	1	36	.321	4	1	0	1	0			
2024	23.62	0-1	1	1	0	0/0	0	2.2	7	7	7	1	1	1	0	1	16	.500	0	1	0	0	0			
<b>TOTAL</b>	<b>6.00</b>	<b>2-1</b>	<b>33</b>	<b>2</b>	<b>0</b>	<b>0/0</b>	<b>0</b>	<b>45.0</b>	<b>52</b>	<b>38</b>	<b>30</b>	<b>30</b>	<b>34</b>	<b>4</b>	<b>4</b>	<b>4</b>	<b>215</b>	<b>.301</b>	<b>10</b>	<b>8</b>	<b>1</b>	<b>2</b>	<b>2</b>			

<b>#15 DAVID LEE P R/R SR. 6-2/210 PITTSBURGH, PA.</b>																										
Year	ERA	W-L	App	GS	CG	SHO	SV	IP	H	R	ER	BB	SO	2B	3B	HR	BF	B/Avg	WP	HBP	BK	SFA	SHA			
2020*	-	-	-	-	-	-	-	-	-	-	-	-	-	-	-	-	-	-	-	-	-	-	-			
2021*	-	-	-	-	-	-	-	-	-	-	-	-	-	-	-	-	-	-	-	-	-	-	-			
2022*	-	-	-	-	-	-	-	-	-	-	-	-	-	-	-	-	-	-	-	-	-	-	-			
2023*	4.50	3-0	11	0	0	0/0	1	12.0	7	8	6	12	13	2	0	0	59	.163	4	3	0	1	0			
2024	5.06	1-1	17	0	0	0/0	3	21.1	23	15	12	8	19	3	1	1	101	.271	2	6	0	1	1			
<b>TOTAL</b>	<b>4.86</b>	<b>4-1</b>	<b>28</b>	<b>0</b>	<b>0</b>	<b>0/0</b>	<b>4</b>	<b>33.1</b>	<b>30</b>	<b>23</b>	<b>18</b>	<b>20</b>	<b>32</b>	<b>5</b>	<b>1</b>	<b>1</b>	<b>160</b>	<b>.234</b>	<b>6</b>	<b>9</b>	<b>0</b>	<b>2</b>	<b>1</b>			

\* At California (Pa.)

<b>#16 JAMES LORDI P L/L R-FR. 6-0/192 JIM THORPE, PA.</b>																										
Year	ERA	W-L	APP	GS	CG	SHO	SV	IP	H	R	ER	BB	SO	2B	3B	HR	BF	BAA	WP	HBP	BK	SFA	SHA			
2023	-	-	-	-	-	-	-	-	-	-	-	-	-	-	-	-	-	-	-	-	-	-	-			
2024	6.30	0-0	7	0	0	0/0	0	10.0	15	7	7	3	7	3	0	1	48	.366	0	3	0	0	1			
<b>TOTAL</b>	<b>6.30</b>	<b>0-0</b>	<b>7</b>	<b>0</b>	<b>0</b>	<b>0/0</b>	<b>0</b>	<b>10.0</b>	<b>15</b>	<b>7</b>	<b>7</b>	<b>3</b>	<b>7</b>	<b>3</b>	<b>0</b>	<b>1</b>	<b>48</b>	<b>.366</b>	<b>0</b>	<b>3</b>	<b>0</b>	<b>0</b>	<b>1</b>			

<b>#33 TRAVIS LUENSMANN P R/R SR. 6-6/234 ALTOONA, PA.</b>																										
Year	ERA	W-L	App	GS	CG	SHO	SV	IP	H	R	ER	BB	SO	2B	3B	HR	BF	B/Avg	WP	HBP	BK	SFA	SHA			
2021*	15.43	0-1	4	0	0	0/0	0	2.1	4	6	4	1	2	2	0	0	12	.333	0	0	1	0	0			
2022	4.52	2-3	15	12	0	0/0	2	67.2	68	43	34	34	78	5	3	3	313	.256	7	5	0	3	5			
2023	4.35	6-5	14	6	0	0/0	1	60.0	54	38	29	39	59	7	3	3	283	.243	8	18	0	3	1			
2024	4.84	4-2	10	10	0	0/0	0	48.1	34	31	26	41	41	6	1	3	222	.201	2	8	1	2	2			
<b>TOTAL</b>	<b>4.69</b>	<b>12-11</b>	<b>43</b>	<b>28</b>	<b>0</b>	<b>0/0</b>	<b>3</b>	<b>178.1</b>	<b>160</b>	<b>118</b>	<b>93</b>	<b>115</b>	<b>180</b>	<b>20</b>	<b>7</b>	<b>9</b>	<b>830</b>	<b>.240</b>	<b>17</b>	<b>31</b>	<b>2</b>	<b>8</b>	<b>8</b>			
<b>at PSU</b>	<b>4.55</b>	<b>12-10</b>	<b>39</b>	<b>28</b>	<b>0</b>	<b>0/0</b>	<b>3</b>	<b>176.0</b>	<b>156</b>	<b>112</b>	<b>89</b>	<b>114</b>	<b>178</b>	<b>18</b>	<b>7</b>	<b>9</b>	<b>818</b>	<b>.237</b>	<b>17</b>	<b>31</b>	<b>1</b>	<b>8</b>	<b>8</b>			

\*At South Carolina

<b>#18 MATT MALONEY C L/R JR. 5-11/170 WINDHAM, N.H.</b>																										
Year	Avg	GP-GS	AB	R	H	2B	3B	HR	RBI	TB	SLG%	BB	HBP	SO	GDP	OB%	SF	SH	SB-ATT	PO	A	E	FLD%			
2022*	.248	41-32	117	14	29	6	0	0	14	35	.299	11	8	32	1	.348	2	0	5-8	238	22	9	.967			
2023*	.297	50-40	145	34	43	3	1	3	16	57	.393	15	9	45	2	.390	3	0	4-7	241	21	2	.992			
2024	.276	29-26	98	17	27	9	0	1	29	39	.398	11	3	19	1	.360	2	0	1-3	151	12	1	.994			
<b>TOTAL</b>	<b>.275</b>	<b>120-98</b>	<b>360</b>	<b>65</b>	<b>99</b>	<b>18</b>	<b>1</b>	<b>4</b>	<b>59</b>	<b>131</b>	<b>.364</b>	<b>37</b>	<b>20</b>	<b>96</b>	<b>4</b>	<b>.368</b>	<b>7</b>	<b>0</b>	<b>10-18</b>	<b>630</b>	<b>55</b>	<b>12</b>	<b>.983</b>			

\*At Dayton

<b>#40 J.T. MARR C L/R GR. 6-0/190 FORT MILL, S.C.</b>																										
Year	Avg	GP-GS	AB	R	H	2B	3B	HR	RBI	TB	SLG%	BB	HBP	SO	GDP	OB%	SF	SH	SB-ATT	PO	A	E	FLD%			
2022*	.298	57-57	228	39	68	9	4	7	42	106	.465	16	3	38	6	.348	3	0	13-13	396	31	2	.995			
2023*	.298	43-42	171	24	51	9	0	3	27	69	.404	12	5	29	2	.351	6	0	6-6	286	18	1	.997			
2024	.420	36-35	150	35	63	12	0	6	38	93	.620	11	1	15	3	.455	3	0	1-1	100	8	1	.991			
<b>TOTAL</b>	<b>.332</b>	<b>136-134</b>	<b>549</b>	<b>98</b>	<b>182</b>	<b>30</b>	<b>4</b>	<b>16</b>	<b>107</b>	<b>268</b>	<b>.488</b>	<b>39</b>	<b>9</b>	<b>82</b>	<b>11</b>	<b>.378</b>	<b>12</b>	<b>0</b>	<b>20-20</b>	<b>782</b>	<b>57</b>	<b>4</b>	<b>.995</b>			

\*At College of Charleston

<b>#28 BOBBY MARSH OF/1B L/L SO. 6-3/194 BELLEFONTE, PA.</b>																										
Year	Avg	GP-GS	AB	R	H	2B	3B	HR	RBI	TB	SLG%	BB	HBP	SO	GDP	OB%	SF	SH	SB-ATT	PO	A	E	FLD%			
2023	.310	44-38	145	33	45	13	0	6	35	76	.524	14	5	34	2	.388	1	0	0-0	8	1	1	.900			
2024	.362	36-35	130	29	47	9	1	5	36	76	.562	12	7	24	3	.437	2	0	3-5	42	1	3	.935			
<b>TOTAL</b>	<b>.335</b>	<b>80-73</b>	<b>275</b>	<b>62</b>	<b>92</b>	<b>22</b>	<b>1</b>	<b>11</b>	<b>71</b>	<b>152</b>	<b>.542</b>	<b>26</b>	<b>12</b>	<b>58</b>	<b>5</b>	<b>.411</b>	<b>3</b>	<b>0</b>	<b>3-5</b>	<b>50</b>	<b>2</b>	<b>4</b>	<b>.929</b>			

CAREER STATS

**#46 JACK MESSINA 1B/P L/L FR. 6-0/205 STATE COLLEGE, PA.**

Year	Avg	GP-GS	AB	R	H	2B	3B	HR	RBI	TB	SLG%	BB	HBP	SO	GDP	OB%	SF	SH	SB-ATT	PO	A	E	FLD%
2024	-	-	-	-	-	-	-	-	-	-	-	-	-	-	-	-	-	-	-	-	-	-	-
<b>TOTAL</b>	-	-	-	-	-	-	-	-	-	-	-	-	-	-	-	-	-	-	-	-	-	-	-

**#32 KEVIN MICHAELS IF R/R GR. 5-11/175 ENCININTAS, CALIF.**

Year	Avg	GP-GS	AB	R	H	2B	3B	HR	RBI	TB	SLG%	BB	HBP	SO	GDP	OB%	SF	SH	SB-ATT	PO	A	E	FLD%
2022*	.330	49-49	188	34	62	15	2	7	46	102	.543	13	6	24	5	.389	1	0	1-3	70	122	25	.885
2023*	.219	39-35	137	25	30	8	0	1	10	41	.299	17	6	34	1	.327	2	0	0-1	43	84	5	.962
2024	.191	20-15	47	6	9	0	0	1	5	12	.255	8	5	8	2	.355	2	0	1-1	53	20	2	.973
<b>TOTAL</b>	<b>.272</b>	<b>108-99</b>	<b>372</b>	<b>65</b>	<b>101</b>	<b>23</b>	<b>2</b>	<b>9</b>	<b>61</b>	<b>155</b>	<b>.417</b>	<b>38</b>	<b>17</b>	<b>66</b>	<b>8</b>	<b>.361</b>	<b>5</b>	<b>0</b>	<b>2-5</b>	<b>166</b>	<b>226</b>	<b>32</b>	<b>.925</b>

\*At St. John's

**#41 ZACH MIZRAHI P L/L JR. 6-1/195 JACKSONVILLE, FLA.**

Year	ERA	W-L	APP	GS	CG	SHO	SV	IP	H	R	ER	BB	SO	2B	3B	HR	BF	BAA	WP	HBP	BK	SFA	SHA
2024	-	-	-	-	-	-	-	-	-	-	-	-	-	-	-	-	-	-	-	-	-	-	-
<b>TOTAL</b>	-	-	-	-	-	-	-	-	-	-	-	-	-	-	-	-	-	-	-	-	-	-	-

**#23 BRYCE MOLINARO IF R/R SO. 6-0/190 DRUMS, PA.**

Year	Avg	GP-GS	AB	R	H	2B	3B	HR	RBI	TB	SLG%	BB	HBP	SO	GDP	OB%	SF	SH	SB-ATT	PO	A	E	FLD%
2024	.309	36-36	139	31	43	9	1	7	32	75	.540	19	5	43	2	.401	4	0	2-3	36	53	5	.947
<b>TOTAL</b>	<b>.309</b>	<b>36-36</b>	<b>139</b>	<b>31</b>	<b>43</b>	<b>9</b>	<b>1</b>	<b>7</b>	<b>32</b>	<b>75</b>	<b>.540</b>	<b>19</b>	<b>5</b>	<b>43</b>	<b>2</b>	<b>.401</b>	<b>4</b>	<b>0</b>	<b>2-3</b>	<b>36</b>	<b>53</b>	<b>5</b>	<b>.947</b>

**#26 MATT MORASH P L/L FR. 6-0/200 WESTFORD, MASS.**

Year	ERA	W-L	APP	GS	CG	SHO	SV	IP	H	R	ER	BB	SO	2B	3B	HR	BF	BAA	WP	HBP	BK	SFA	SHA
2024	7.48	0-0	12	2	0	0/0	0	21.2	30	19	18	12	17	4	1	6	107	.323	1	2	0	0	0
<b>TOTAL</b>	<b>7.48</b>	<b>0-0</b>	<b>12</b>	<b>2</b>	<b>0</b>	<b>0/0</b>	<b>0</b>	<b>21.2</b>	<b>30</b>	<b>19</b>	<b>18</b>	<b>12</b>	<b>17</b>	<b>4</b>	<b>1</b>	<b>6</b>	<b>107</b>	<b>.323</b>	<b>1</b>	<b>2</b>	<b>0</b>	<b>0</b>	<b>0</b>

**#0 GRANT NORRIS IF R/R GR. 6-1/192 SOMERSET, PA.**

Year	Avg	GP-GS	AB	R	H	2B	3B	HR	RBI	TB	SLG%	BB	HBP	SO	GDP	OB%	SF	SH	SB-ATT	PO	A	E	FLD%
2020*	.111	10-7	18	3	2	0	0	0	2	2	.111	4	3	9	0	.346	1	0	0-0	15	18	1	.971
2021*	.000	11-3	14	2	0	0	0	0	0	0	.000	3	0	8	0	.176	0	0	0-0	1	6	0	1.000
2022*	.300	11-0	10	3	3	0	0	1	2	6	.600	1	0	5	0	.364	0	0	0-0	3	2	1	.833
2023	.276	41-41	145	28	40	11	3	7	42	78	.538	17	5	52	2	.367	2	0	3-4	21	55	9	.894
2024	.285	36-36	137	28	39	6	0	12	34	81	.591	15	3	38	5	.363	2	1	5-6	50	82	12	.917
<b>TOTAL</b>	<b>.259</b>	<b>109-87</b>	<b>324</b>	<b>64</b>	<b>84</b>	<b>17</b>	<b>3</b>	<b>20</b>	<b>80</b>	<b>167</b>	<b>.515</b>	<b>40</b>	<b>11</b>	<b>112</b>	<b>7</b>	<b>.355</b>	<b>5</b>	<b>1</b>	<b>8-10</b>	<b>90</b>	<b>163</b>	<b>23</b>	<b>.917</b>
<b>at PSU</b>	<b>.280</b>	<b>77-77</b>	<b>282</b>	<b>56</b>	<b>79</b>	<b>17</b>	<b>3</b>	<b>19</b>	<b>76</b>	<b>159</b>	<b>.564</b>	<b>32</b>	<b>8</b>	<b>90</b>	<b>7</b>	<b>.365</b>	<b>4</b>	<b>1</b>	<b>8-10</b>	<b>71</b>	<b>137</b>	<b>21</b>	<b>.908</b>

\*At Duke

**#38 ALEX PAK P L/L FR. 6-1/195 WALLINGFORD, PA.**

Year	ERA	W-L	APP	GS	CG	SHO	SV	IP	H	R	ER	BB	SO	2B	3B	HR	BF	BAA	WP	HBP	BK	SFA	SHA
2024	-	-	-	-	-	-	-	-	-	-	-	-	-	-	-	-	-	-	-	-	-	-	-
<b>TOTAL</b>	-	-	-	-	-	-	-	-	-	-	-	-	-	-	-	-	-	-	-	-	-	-	-

**#21 WILL PERKOWSKI 1B/P R/R FR. 6-4/200 NEW BOSTON, N.H.**

Year	Avg	GP-GS	AB	R	H	2B	3B	HR	RBI	TB	SLG%	BB	HBP	SO	GDP	OB%	SF	SH	SB-ATT	PO	A	E	FLD%
2024	-	-	-	-	-	-	-	-	-	-	-	-	-	-	-	-	-	-	-	-	-	-	-
<b>TOTAL</b>	-	-	-	-	-	-	-	-	-	-	-	-	-	-	-	-	-	-	-	-	-	-	-
Year	ERA	W-L	APP	GS	CG	SHO	SV	IP	H	R	ER	BB	SO	2B	3B	HR	BF	BAA	WP	HBP	BK	SFA	SHA
2024	11.85	0-3	12	0	0	0/0	0	13.2	22	18	18	9	15	3	0	2	74	.361	1	3	0	1	0
<b>TOTAL</b>	<b>11.85</b>	<b>0-3</b>	<b>12</b>	<b>0</b>	<b>0</b>	<b>0/0</b>	<b>0</b>	<b>13.2</b>	<b>22</b>	<b>18</b>	<b>18</b>	<b>9</b>	<b>15</b>	<b>3</b>	<b>0</b>	<b>2</b>	<b>74</b>	<b>.361</b>	<b>1</b>	<b>3</b>	<b>0</b>	<b>1</b>	<b>0</b>

### CAREER STATS

#### #7 C.J. PITTARO IF L/R SR. 6-1/204 HAMILTON, N.J.

Year	Avg	GP-GS	AB	R	H	2B	3B	HR	RBI	TB	SLG%	BB	HBP	SO	GDP	OB%	SF	SH	SB-ATT	PO	A	E	FLD%
2021*	.333	5-0	3	0	1	0	0	0	3	1	.333	0	0	0	0	.333	0	0	0-0	0	1	0	1.000
2022	.238	32-22	80	14	19	3	0	0	10	22	.275	11	1	23	1	.337	0	0	1-2	15	32	5	.904
2023	.277	24-9	47	7	13	1	1	0	8	16	.340	2	0	11	1	.306	0	0	0-0	41	0	1	.976
2024	.000	2-0	2	0	0	0	0	0	0	0	.000	0	0	1	0	.000	0	0	0-0	-	-	-	-
<b>TOTAL</b>	<b>.250</b>	<b>63-31</b>	<b>132</b>	<b>21</b>	<b>33</b>	<b>4</b>	<b>1</b>	<b>0</b>	<b>21</b>	<b>39</b>	<b>.295</b>	<b>13</b>	<b>1</b>	<b>35</b>	<b>2</b>	<b>.322</b>	<b>0</b>	<b>0</b>	<b>1-2</b>	<b>56</b>	<b>33</b>	<b>6</b>	<b>.937</b>
at PSU	.248	58-31	129	21	32	4	1	0	18	38	.297	13	1	35	2	.324	0	0	1-2	56	32	6	.936

\*At Vanderbilt

#### #25 CHASE RENNER P R/R SO. 6-4/200 ALBURTIS, PA.

Year	ERA	W-L	APP	GS	CG	SHO	SV	IP	H	R	ER	BB	SO	2B	3B	HR	BF	BAA	WP	HBP	BK	SFA	SHA
2022	6.19	2-2	13	1	0	0/0	1	16.0	17	14	11	16	19	4	0	0	80	.283	4	1	0	1	2
2023	10.12	0-0	1	0	0	0/0	0	2.2	4	3	3	3	2	0	0	2	14	.364	0	0	0	0	0
2024	-	-	-	-	-	-	-	-	-	-	-	-	-	-	-	-	-	-	-	-	-	-	-
<b>TOTAL</b>	<b>6.75</b>	<b>2-2</b>	<b>14</b>	<b>1</b>	<b>0</b>	<b>0/0</b>	<b>1</b>	<b>18.2</b>	<b>21</b>	<b>17</b>	<b>14</b>	<b>19</b>	<b>21</b>	<b>4</b>	<b>0</b>	<b>2</b>	<b>94</b>	<b>.296</b>	<b>4</b>	<b>1</b>	<b>0</b>	<b>1</b>	<b>2</b>

#### #20 FRANKIE SANCHEZ P L/R JR. 6-0/195 KENDALL PARK, N.J.

Year	ERA	W-L	APP	GS	CG	SHO	SV	IP	H	R	ER	BB	SO	2B	3B	HR	BF	BAA	WP	HBP	BK	SFA	SHA
2022*	6.75	0-0	8	0	0	0	0	9.1	11	7	7	8	12	2	0	2	46	.289	2	0	0	0	0
2023*	2.44	8-1	16	6	1	1/0	2	66.1	53	20	18	22	71	9	1	4	271	.218	1	2	2	2	2
2024	5.33	2-1	8	6	0	0/0	0	27.0	28	19	16	13	24	4	1	5	123	.262	2	3	0	0	0
<b>TOTAL</b>	<b>3.59</b>	<b>10-2</b>	<b>32</b>	<b>12</b>	<b>1</b>	<b>1/0</b>	<b>2</b>	<b>102.2</b>	<b>92</b>	<b>46</b>	<b>41</b>	<b>43</b>	<b>107</b>	<b>15</b>	<b>2</b>	<b>11</b>	<b>440</b>	<b>.237</b>	<b>5</b>	<b>5</b>	<b>2</b>	<b>2</b>	<b>2</b>

\*At Southern New Hampshire

#### #30 ANTHONY STEELE P L/L JR. 6-4/230 SHELTON, CONN.

Year	ERA	W-L	APP	GS	CG	SHO	SV	IP	H	R	ER	BB	SO	2B	3B	HR	BF	BAA	WP	HBP	BK	SFA	SHA
2022	15.19	0-0	7	1	0	0/0	0	5.1	10	11	9	7	9	1	1	0	40	.370	2	6	0	0	0
2023	6.43	2-1	11	1	0	0/0	0	14.0	10	12	10	11	21	3	0	1	68	.192	3	4	0	0	1
2024	6.17	2-1	17	0	0	0/0	0	23.1	14	16	16	18	23	3	0	1	104	.175	6	4	0	1	1
<b>TOTAL</b>	<b>7.38</b>	<b>4-2</b>	<b>35</b>	<b>2</b>	<b>0</b>	<b>0/0</b>	<b>0</b>	<b>42.2</b>	<b>34</b>	<b>39</b>	<b>35</b>	<b>36</b>	<b>53</b>	<b>7</b>	<b>1</b>	<b>2</b>	<b>212</b>	<b>.214</b>	<b>11</b>	<b>14</b>	<b>0</b>	<b>1</b>	<b>2</b>

#### #9 CONNOR THRONEBERRY P R/R R-SO. 6-6/235 ST. LOUIS, MO.

Year	ERA	W-L	APP	GS	CG	SHO	SV	IP	H	R	ER	BB	SO	2B	3B	HR	BF	BAA	WP	HBP	BK	SFA	SHA
2022	-	-	-	-	-	-	-	-	-	-	-	-	-	-	-	-	-	-	-	-	-	-	-
2023	10.91	0-1	13	0	0	0/0	0	15.2	25	22	19	10	13	6	0	4	86	.347	0	3	0	1	0
2024	3.09	2-0	11	0	0	0/0	0	11.2	10	9	4	12	9	3	1	0	58	.233	3	1	0	1	1
<b>TOTAL</b>	<b>5.57</b>	<b>2-1</b>	<b>24</b>	<b>0</b>	<b>0</b>	<b>0/0</b>	<b>0</b>	<b>27.1</b>	<b>35</b>	<b>31</b>	<b>23</b>	<b>22</b>	<b>22</b>	<b>9</b>	<b>1</b>	<b>4</b>	<b>144</b>	<b>.304</b>	<b>3</b>	<b>4</b>	<b>0</b>	<b>2</b>	<b>1</b>

#### #6 TY TORTI IF S/R SO. 5-11/192 RALEIGH, N.C.

Year	Avg	GP-GS	AB	R	H	2B	3B	HR	RBI	TB	SLG%	BB	HBP	SO	GDP	OB%	SF	SH	SB-ATT	PO	A	E	FLD%
2023	.167	7-0	6	2	1	0	0	0	0	1	.167	2	1	3	0	.444	0	0	0-0	2	2	1	.800
2024	-	-	-	-	-	-	-	-	-	-	-	-	-	-	-	-	-	-	-	-	-	-	-
<b>TOTAL</b>	<b>.167</b>	<b>7-0</b>	<b>6</b>	<b>2</b>	<b>1</b>	<b>0</b>	<b>0</b>	<b>0</b>	<b>0</b>	<b>1</b>	<b>.167</b>	<b>2</b>	<b>1</b>	<b>3</b>	<b>0</b>	<b>.444</b>	<b>0</b>	<b>0</b>	<b>0-0</b>	<b>2</b>	<b>2</b>	<b>1</b>	<b>.800</b>

#### #22 BRANDON WINGENROTH P R/R R-FR. 5-11/170 MANHEIM, PA.

Year	ERA	W-L	APP	GS	CG	SHO	SV	IP	H	R	ER	BB	SO	2B	3B	HR	BF	BAA	WP	HBP	BK	SFA	SHA
2024	27.00	0-0	2	0	0	0/0	0	1.1	5	4	4	1	1	1	0	1	10	.556	0	0	0	0	0
<b>TOTAL</b>	<b>27.00</b>	<b>0-0</b>	<b>2</b>	<b>0</b>	<b>0</b>	<b>0/0</b>	<b>0</b>	<b>1.1</b>	<b>5</b>	<b>4</b>	<b>4</b>	<b>1</b>	<b>1</b>	<b>1</b>	<b>0</b>	<b>1</b>	<b>10</b>	<b>.556</b>	<b>0</b>	<b>0</b>	<b>0</b>	<b>0</b>	<b>0</b>

#### #35 ADIN ZORN OF R/R FR. 6-2/180 ALIQUIPPA, PA.

Year	Avg	GP-GS	AB	R	H	2B	3B	HR	RBI	TB	SLG%	BB	HBP	SO	GDP	OB%	SF	SH	SB-ATT	PO	A	E	FLD%
2024	-	4-0	-	2	-	-	-	-	-	-	-	-	-	-	-	-	-	-	-	-	-	-	-
<b>TOTAL</b>	<b>-</b>	<b>4-0</b>	<b>-</b>	<b>2</b>	<b>-</b>	<b>-</b>	<b>-</b>	<b>-</b>	<b>-</b>	<b>-</b>	<b>-</b>	<b>-</b>	<b>-</b>	<b>-</b>	<b>-</b>	<b>-</b>	<b>-</b>	<b>-</b>	<b>-</b>	<b>-</b>	<b>-</b>	<b>-</b>	<b>-</b>

## HEAD COACH MIKE GAMBINO



**MIKE  
GAMBINO**  
**BOSTON COLLEGE, 2000**  
**OVERALL: 310-383 (14TH YR)**  
**PSU: 19-17 (1ST YR)**

**Head Coach**

Mike Gambino was hired on July 3, 2023 as the 15th head coach in Penn State baseball program history. Gambino takes over the Penn State Baseball program after 13 years at the helm of his alma mater Boston College.

In 13 seasons leading the Eagles, Gambino ranks second in program history in wins (291) while guiding Boston College to a pair of NCAA Regional appearances in 2016 and 2023 and an NCAA Super Regional appearance in 2016. He had five seasons of 25 or more wins and eight seasons with 10 or more ACC wins. BC also appeared in the ACC Championship Tournament four times under Gambino's tutelage, including berths in three of four years for the first time since Boston College joined the ACC in 2006.

Gambino has a long history of developing Major League Baseball talent with 34 draft picks in his 13 years at BC. He had three first round picks and eight picks in the first five rounds of the MLB Draft in his BC tenure. Four former Boston College players appeared in MLB games in 2023: outfielder Jake Alu (Washington Nationals), outfielder Sal Frelick (Milwaukee Brewers), pitcher Michael King (New York Yankees) and pitcher Emmet Sheehan (Los Angeles Dodgers). Five of Gambino's former BC players have reached the major leagues.

He coached five All-American selections and five Freshman All-Americans at Boston College. Gambino guided 16 All-ACC selections, including 2021 ACC Player of the Year Sal Frelick.

In his time at Boston College, Gambino put together five recruiting classes ranked among the nation's Top 60 by Perfect Game.

In 2023, Gambino guided the Eagles to a 37-20 overall record and 16-14 mark in ACC play. The 37 overall wins tie the program record set by the 2005 squad and the 16 ACC victories are also a highwater mark for the program topping the 14 victories by the 2010 team. Boston College logged 12 ranked wins, including a thrilling 7-6 victory over No. 2 Tennessee in 10 innings, on the way to playing in the Tuscaloosa Regional and reaching the regional final. The Eagles were ranked for 12 weeks in the D1Baseball Poll, reaching as high as ninth. Three of Gambino's players earned All-ACC accolades, including Chris Flynn claiming second-team All-ACC as a starting pitcher.

Gambino's pitching staff ranked 26th in the country in strikeout-to-walk ratio (2.54) and 26th in walks allowed per nine innings (3.58). Boston College held fifth in the country, and led the ACC, with a .982 fielding percentage.

The 2022 MLB Draft saw four of Gambino's student-athletes be chosen, led by second baseman Luke Gold, who was selected in the fifth round by the Detroit Tigers. Pitchers Mason Pelio (Reds - 12th round), Joe Mancini (Astros - 15th round) and Max Gieg (Angels - 18th round) were also chosen in the draft.

In 2021, an impressive three players were selected in the first six rounds of the MLB Draft headlined by outfielder Sal Frelick, who was the 15th overall pick by the Milwaukee Brewers. Shortstop Cody Morissette was picked in the second round by the Miami Marlins and pitcher Emmet Sheehan was selected in the sixth round by the Los Angeles Dodgers.

Gambino led BC to a 31-27 record in 2019 and the Eagles reached the ACC semifinals as the 12th seed with wins over Clemson and top-seeded Louisville. A program-record five Eagles earned All-ACC, led by All-ACC first team pitcher Dan Metzdorf, who was a fifth-round pick for the Chicago White Sox and led the ACC with a 2.30 ERA. Jake Alu (Nationals - 24th round) and Matt Gill (Reds - 27th round) were also chosen during the 2019 MLB Draft.

In 2018, outfielder Chris Galland earned All-ACC third team accolades and Collegiate Baseball News Freshman All-America honors. The 2018 MLB Draft had four of Gambino's players selected with Jake Palomaki (Rays - 18th round), Jacob Stevens (Diamondbacks - 21st round), Brian Rapp (Twins - 26th round) and Dan Metzdorf (Yankees - 38th round).

In 2017, the Eagles returned to the ACC Championship Tournament for the first time since 2010. BC won 10 of its last 15 ACC games with sweeps over Notre Dame and NC State.

Gambino guided the 2016 Eagles to 35 wins, the most since 2005 and third-highest total in program history. They also tallied 13 ACC wins, the most since 2010, while their six conference series victories set a school record. Gambino led the Eagles to a sweep in the Oxford Regional as the third seed to advance to the program's first NCAA Super Regional. BC finished the season in the Top 25 of all four major polls for the first time in program history (15th - D1Baseball, 16th - Baseball America, NCBWA and 21st - USA Today/Coaches Poll).

For his efforts, Gambino was named the 2016 American Baseball Coaches Association (ABCA) Northeast Region Coach of the Year, a finalist for D1Baseball Coach of the Year and earned a spot on the website's top-10 coaching performances of the season.

Gambino proteges were selected in the first round of the MLB Draft in back-to-back years for the first time in program history in 2015 and 2016. Chris Shaw was selected 31st overall by the San Francisco Giants in 2015 and Justin Dunn was taken 19th overall by the New York Mets in 2016. Overall, five players were drafted in 2016: Dunn, Michael King (12th round), Jesse Adams (14th round), Nick Sciortino (19th round) and Joe Cronin (34th round).

Gambino was an assistant coach for four seasons at Virginia Tech prior to his move to Boston College. He served as the Hokies' recruiting coordinator and worked with the hitters and infielders. In his four years, he saw 15 players get drafted in the MLB Draft, including nine in 2010.

Gambino also spent two years as a regional scout for the Detroit Tigers and was an assistant coach at Boston College from 2003-05.

Gambino played for the Eagles from 1997-2000, starting 166 games in the middle infield. He posted a career batting average of .313 with 22 doubles, eight home runs, 87 RBIs and 117 runs. His 78 hits in 2000 were a program record that stood until 2011. Gambino's 52 runs his final year are in the top 10 in BC history.

The Garrison, New York native was a first-team All-Big East, All-New England and All-Northeast region honoree following his senior campaign. He also earned second-team All-New England and Big East Academic Team accolades during his playing career.

Gambino played two seasons in the Boston Red Sox minor league system. He spent the 2000 season with the Augusta Green Jackets before splitting the 2001 season between Augusta and the Lowell Spinners. In 2002, the Red Sox hired Gambino as a special assistant to the Major League staff before heading back to Lowell for a coaching role with the Spinners just prior to the June draft. Following his stint in Lowell, the Red Sox sent Gambino to the MLB Scout Development Program.

Gambino received his bachelor's degree from Boston College in English and theology. He and his wife, Jill, have two children, Sonny and Callahan.



OVERALL STATS

The Automated ScoreBook  
 Overall Statistics for Penn State (as of Apr 21, 2024)  
 (All games Sorted by Batting avg)

Record: 19-17 Home: 8-5 Away: 6-10 Neutral: 5-2 Conference: 6-9

Player	avg	gp-gs	ab	r	h	2b	3b	hr	rbi	tb	slg%	bb	hp	so	gdp	ob%	sf	sh	sb-att	po	a	e	fld%	
40 Marr, J.T.	.420	36-35	150	35	63	12	0	6	38	93	.620	11	1	15	3	.455	3	0	1-1	100	8	1	.991	
28 Marsh, Bobby	.362	36-35	130	29	47	9	1	5	36	73	.562	12	7	24	3	.437	2	0	3-5	42	1	3	.935	
12 Cecere, Adam	.347	36-36	124	38	43	10	0	13	39	92	.742	30	9	34	2	.491	4	0	7-8	85	3	4	.957	
23 Molinaro, Bryce	.309	36-36	139	31	43	9	1	7	32	75	.540	19	5	43	2	.401	4	0	2-3	36	53	5	.947	
1 Jaconski, Joe	.308	36-35	133	36	41	7	0	5	25	63	.474	31	4	31	2	.442	4	2	3-6	221	20	2	.992	
0 Norris, Grant	.285	36-36	137	28	39	6	0	12	34	81	.591	15	3	38	5	.363	2	1	5-6	50	82	12	.917	
18 Maloney, Matt	.276	29-26	98	17	27	9	0	1	29	39	.398	11	3	19	1	.360	2	0	1-3	151	12	1	.994	
13 Kelley, Tayven	.250	33-25	92	22	23	2	1	2	13	33	.359	13	2	26	2	.352	1	0	5-7	65	1	0	1.000	
2 Hannon, Kyle	.202	34-33	119	27	24	5	2	1	15	36	.303	19	0	23	3	.309	1	0	12-16	77	78	5	.969	
-----																								
19 Cease, Derek	.400	14-1	5	3	2	0	0	0	1	2	.400	0	0	2	0	.400	0	0	1-2	8	5	1	.929	
3 Gerlott, Billy	.286	19-11	42	14	12	5	0	1	3	20	.476	6	2	10	0	.400	0	2	0-1	30	2	0	1.000	
32 Michaels, Kevin	.191	20-15	47	6	9	0	0	1	5	12	.255	8	5	8	2	.355	2	0	1-1	53	20	2	.973	
14 DiMartini, Michael	.167	8-0	6	1	1	0	0	0	0	1	.167	1	0	4	0	.286	0	0	0-0	0	0	0	.000	
7 Pittaro, C.J.	.000	2-0	2	0	0	0	0	0	0	0	.000	0	0	1	0	.000	0	0	0-0	0	0	0	.000	
35 Zorn, Adin	.000	4-0	0	2	0	0	0	0	0	0	.000	0	0	0	0	.000	0	0	0-0	0	0	0	.000	
Totals	.306	36	1224	289	374	74	5	54	270	620	.507	176	41	278	25	.403	25	5	41-59	928	321	44	.966	
Opponents	.280	36	1215	263	340	60	6	38	235	526	.433	184	49	244	25	.393	11	13	42-55	920	304	36	.971	

LOB - Team (263), Opp (282). DPs turned - Team (31), Opp (31). IBB - Team (1), Norris, G. 1, Opp (2). Picked off - Hannon, K. 4, Molinaro, B. 2, Norris, G. 1, Cecere, A. 1, Maloney, M. 1.

(All games Sorted by Earned run avg)

Player	era	w-l	app	gs	cg	sho	sv	ip	h	r	er	bb	so	2b	3b	hr	b/avg	wp	hp	bk	sfa	sha
33 Luensmann, Travis	4.84	4-2	10	10	0	0/0	0	48.1	34	31	26	41	41	6	1	3	.201	2	8	1	2	2
24 Henline, Jaden	8.44	3-1	9	9	0	0/0	0	37.1	52	40	35	9	16	12	0	8	.335	3	6	0	3	3
-----																						
19 Cease, Derek	0.00	0-0	1	0	0	0/0	0	1.0	0	0	0	2	1	0	0	0	.000	0	0	0	0	0
9 Throneberry, Connor	3.09	2-0	11	0	0	0/0	0	11.2	10	9	4	12	9	3	1	0	.233	3	1	0	1	1
15 Lee, David	5.06	1-1	17	0	0	0/0	3	21.1	23	15	12	8	19	3	1	1	.271	2	6	0	1	1
20 Sanchez, Frankie	5.33	2-1	8	6	0	0/0	0	27.0	28	19	16	13	24	4	1	5	.262	2	3	0	0	0
27 Horwat, Mason	5.81	3-1	13	2	0	0/0	1	31.0	29	25	20	16	19	3	1	2	.246	5	2	0	1	2
30 Steele, Anthony	6.17	2-1	17	0	0	0/0	0	23.1	14	16	16	18	23	3	0	1	.175	6	4	0	1	1
16 Lordi, James	6.30	0-0	7	0	0	0/0	0	10.0	15	7	7	3	7	3	0	1	.366	0	3	0	0	1
11 Butash, Mason	6.59	1-3	14	6	0	0/0	1	27.1	29	22	20	18	24	5	0	2	.290	0	4	0	1	0
10 DeMell, Ben	6.87	0-0	16	0	0	0/0	2	18.1	23	15	14	12	14	4	0	3	.284	5	2	0	0	1
26 Morash, Matt	7.48	0-0	12	2	0	0/0	0	21.2	30	19	18	12	17	4	1	6	.323	1	2	0	0	0
31 DeGaetano, Chic	9.45	1-3	15	0	0	0/0	0	13.1	19	16	14	9	13	5	0	2	.333	1	4	0	0	1
21 Perkowski, Will	11.85	0-3	12	0	0	0/0	0	13.2	22	18	18	9	15	3	0	2	.361	1	3	0	1	0
29 Kohls, Carson	23.62	0-1	1	1	0	0/0	0	2.2	7	7	7	1	1	1	0	1	.500	0	1	0	0	0
22 Wingenroth, Brandon	27.00	0-0	2	0	0	0/0	0	1.1	5	4	4	1	1	1	0	1	.556	0	0	0	0	0
Totals	6.72	19-17	36	36	0	0/0	7	309.1	340	263	231	184	244	60	6	38	.280	31	49	1	11	13
Opponents	7.60	17-19	36	36	0	0/0	8	306.2	374	289	259	176	278	74	5	54	.306	33	41	4	25	5

PB - Team (8), Maloney, M. 5, Marr, J.T. 3, Opp (7). Pickoffs - Team (6), Luensmann, T 2, Steele, A. 1, Sanchez, F. 1, Lordi, J. 1, Maloney, M. 1, Opp (10). SBA/ATT - Maloney, M. (23-29), Marr, J.T. (19-23), Luensmann, T (5-9), Sanchez, F. (5-7), Butash, M. (3-6), Morash, M. (4-5), Steele, A. (5-5), DeGaetano, C (4-4), DeMell, B. (4-4), Perkowski, W (2-3), Lee, D.

CONFERENCE STATS

The Automated ScoreBook  
 Conference statistics for Penn State (as of Apr 21, 2024)  
 (Conference games only Sorted by Batting avg)

Record: 6-9 Home: 4-2 Away: 2-7 Conference: 6-9

Player	avg	gp-gs	ab	r	h	2b	3b	hr	rbi	tb	slg%	bb	hp	so	gdp	ob%	sf	sh	sb-att	po	a	e	fld%	
28 Marsh, Bobby	.426	15-15	61	17	26	5	1	4	22	45	.738	4	2	14	1	.471	1	0	0-1	25	0	2	.926	
12 Cecere, Adam	.373	15-15	59	14	22	5	0	7	20	48	.814	6	2	14	1	.435	2	0	3-3	34	0	3	.919	
40 Marr, J.T.	.365	15-15	63	14	23	5	0	5	19	43	.683	4	0	5	2	.391	2	0	1-1	44	3	0	1.000	
23 Molinaro, Bryce	.351	15-15	57	14	20	3	1	5	14	40	.702	9	1	16	1	.448	0	0	1-2	11	21	3	.914	
1 Jaconski, Joe	.306	15-15	62	19	19	3	0	3	12	31	.500	10	1	12	1	.405	1	0	1-1	103	8	0	1.000	
0 Norris, Grant	.300	15-15	60	12	18	1	0	8	17	43	.717	3	2	14	1	.348	1	0	1-1	20	31	4	.927	
13 Kelley, Tayven	.278	13-11	36	10	10	2	0	0	2	12	.333	10	1	10	2	.447	0	0	2-3	27	0	0	1.000	
18 Maloney, Matt	.233	13-11	43	7	10	5	0	0	7	15	.349	3	2	8	0	.313	0	0	1-2	55	2	0	1.000	
2 Hannon, Kyle	.178	14-13	45	10	8	1	1	0	3	11	.244	6	0	8	0	.269	1	0	1-3	36	30	3	.957	
32 Michaels, Kevin	.174	8-7	23	3	4	0	0	1	1	7	.304	1	2	6	1	.269	0	0	1-1	7	10	1	.944	
-----																								
3 Gerlott, Billy	.100	5-3	10	1	1	1	0	0	0	2	.200	2	1	4	0	.308	0	0	0-0	9	1	0	1.000	
14 DiMartini, Michael	.000	4-0	4	0	0	0	0	0	0	0	.000	0	0	3	0	.000	0	0	0-0	0	0	0	.000	
19 Cease, Derek	.000	7-0	1	1	0	0	0	0	0	0	.000	0	0	1	0	.000	0	0	0-0	4	3	0	1.000	
7 Pittaro, C.J.	.000	1-0	1	0	0	0	0	0	0	0	.000	0	0	0	0	.000	0	0	0-0	0	0	0	.000	
35 Zorn, Adin	.000	2-0	0	1	0	0	0	0	0	0	.000	0	0	0	0	.000	0	0	0-0	0	0	0	.000	
Totals	.307	15	525	123	161	31	3	33	117	297	.566	58	14	115	10	.385	8	0	12-18	379	126	19	.964	
Opponents	.298	15	516	130	154	27	3	21	113	250	.484	78	22	91	7	.407	8	5	17-19	386	132	14	.974	

LOB - Team (96), Opp (120). DPs turned - Team (10), Opp (15). IBB - Team (0), Opp (1). Picked off - Hannon, K. 1, Maloney, M. 1, Cecere, A. 1, Molinaro, B. 1.

(Conference games only Sorted by Earned run avg)

Player	era	w-l	app	gs	cg	sho	sv	ip	h	r	er	bb	so	2b	3b	hr	b/avg	wp	hp	bk	sfa	sha
33 Luensmann, Travis	4.74	2-1	5	5	0	0/0	0	24.2	20	17	13	22	25	4	1	1	.222	0	3	1	1	2
24 Henline, Jaden	6.65	1-1	5	5	0	0/0	0	23.0	27	22	17	5	11	6	0	6	.290	2	5	0	2	1
20 Sanchez, Frankie	7.13	1-1	5	4	0	0/0	0	17.2	23	17	14	8	13	3	0	5	.303	2	3	0	0	0
-----																						
9 Throneberry, Connor	4.50	0-0	2	0	0	0/0	0	2.0	2	5	1	3	0	1	0	0	.250	1	1	0	1	0
16 Lordi, James	4.50	0-0	2	0	0	0/0	0	2.0	3	1	1	0	1	0	0	0	.375	0	1	0	0	0
27 Horwat, Mason	6.14	1-1	7	0	0	0/0	0	14.2	16	11	10	8	6	1	1	1	.291	4	1	0	1	2
15 Lee, David	6.43	0-0	6	0	0	0/0	0	7.0	7	6	5	4	6	1	1	0	.259	0	1	0	1	0
26 Morash, Matt	8.22	0-0	4	1	0	0/0	0	7.2	9	7	7	6	10	0	0	3	.281	0	0	0	0	0
10 DeMell, Ben	9.00	0-0	4	0	0	0/0	0	3.0	5	4	3	1	2	1	0	1	.333	3	0	0	0	0
30 Steele, Anthony	11.25	0-1	8	0	0	0/0	0	8.0	4	10	10	10	6	1	0	0	.154	2	3	0	1	0
31 DeGaetano, Chic	12.00	1-1	5	0	0	0/0	0	3.0	7	4	4	0	1	3	0	1	.438	1	0	0	0	0
11 Butash, Mason	13.50	0-1	4	0	0	0/0	0	5.1	11	9	8	4	2	3	0	0	.440	0	2	0	0	0
21 Perkowski, Will	16.71	0-2	6	0	0	0/0	0	7.0	15	13	13	6	7	2	0	2	.417	1	2	0	1	0
22 Wingenroth, Brandon	27.00	0-0	2	0	0	0/0	0	1.1	5	4	4	1	1	1	0	1	.556	0	0	0	0	0
Totals	7.84	6-9	15	15	0	0/0	0	126.1	154	130	110	78	91	27	3	21	.298	16	22	1	8	5
Opponents	7.76	9-6	15	15	0	0/0	5	128.2	161	123	111	58	115	31	3	33	.307	13	14	1	8	0

PB - Team (5), Maloney, M. 3, Marr, J.T. 2, Opp (3). Pickoffs - Team (2), Maloney, M. 1, Luensmann, T 1, Opp (5). SBA/ATT - Maloney, M. (8-9), Marr, J.T. (9-9), Luensmann, T (3-5), Morash, M. (4-4), Sanchez, F. (3-3), Steele, A. (3-3), Henline, J. (1-1), Throneberry (1-1), Lee, D. (1-1), Perkowski, W (1-1).

RADIO/TV ROSTER



0 Grant Norris  
IF, Gr.



1 Joe Jaconski  
IF, Jr.



2 Kyle Hannon  
IF/OF, Sr.



3 Billy Gerlott  
OF, R-Jr.



4 Martin Howell  
C, Fr.



6 Ty Torti  
IF, So.



7 C.J. Pittaro  
IF, Sr.



8 Mike Lucarelli  
IF, Fr.



9 Connor Throneberry  
RHP, R-So.



10 Ben DeMell  
RHP, R-So.



11 Mason Butash  
RHP, Fr.



12 Adam Cecere  
OF, Gr.



13 Tayven Kelley  
OF, Sr.+



14 Michael DiMartini  
IF, Fr.



15 David Lee  
RHP, Sr.



16 James Lordi  
LHP, R-Fr.



18 Matt Maloney  
C, Jr.



19 Derek Cease  
IF, Jr.



20 Frankie Sanchez  
RHP, Jr.



21 Will Perkowski  
1B/RHP, Fr.



22 Brandon Wingenroth  
RHP, R-Fr.



23 Bryce Molinaro  
IF, So.



24 Jaden Henline  
RHP, Sr.



25 Chase Renner  
RHP, Jr.



26 Matt Morash  
LHP, Fr.



27 Mason Horwat  
RHP, Fr.



28 Bobby Marsh  
OF/1B, So.



29 Carson Kohls  
RHP, Sr.



30 Anthony Steele  
LHP, Jr.



31 Chic DeGaetano  
RHP, Gr.



32 Kevin Michaels  
IF, Gr.



33 Travis Luensmann  
RHP, Sr.



34 CJ Carmichael  
IF, R-Fr.



35 Adin Zorn  
OF, Fr.



36 Aiden Coleman  
RHP, R-Fr.



38 Alex Pak  
LHP, Fr.



40 J.T. Marr  
C, Gr.



41 Zach Mizrahi  
LHP, Jr.



43 Jacob Coffin  
LHP, So.



46 Jack Messina  
1B/LHP, Fr.

