

2012-13 NITTANY LION BASKETBALL PENN STATE

GAME 10

GAME INFO

TELEVISION: BTN.com: Radio feed
RADIO: Penn State Sports Network: Local (1450 AM); Steve Jones (p-by-p) & Dick Jerardi (analyst) Sirius/XM: 93/199
WEB: Gametracker & Audio at: GoPSUsports.com
COACHES:
 PENN STATE: Patrick Chambers – 17-24 (2nd at PSU); 59-52 (4th Overall)
 DELAWARE ST.: Greg Jackson – 186-188 (13th Year at DSU); 349-266 (22nd Overall)
RPI: --
NEXT UP: PSU continues a four-game run that will close out the non-conference season Sunday when it faces New Hampshire in a double-header tilt with the Lady Lions tipping at 1:30 vs. NJIT. PSU holds a 3-0 lead in the series with the Wildcats, posting a 70-50 victory in the last meeting in 2008. All of the games in the series have been held in University Park.

2012-13 SCHEDULE

Record: 5-4 (0-0 Big Ten) **Home:** 4-1; **Road:** 0-1; **N:** 1-2
Date **Opponent** **Time (ET)** **TV/Result**

NOVEMBER			
Sat. 3	PHILADELPHIA U (Exhibition)		W, 79-54
Fri. 9	SAINT FRANCIS (PA)		W, 65-58

Puerto Rico Tip-Off Tournament, Coliseo Ruben Rodriguez, Bayamon, PR

Thur. 15	#6/6 North Carolina State		L, 55-72
Fri. 16	Providence		W, 55-52 OT
Sun. 18	Akron		L, 60-85
Fri. 23	BUCKNELL		W, 60-57
Wed. 28	BOSTON COLLEGE		L, 61-73

DECEMBER

Sat. 1	PENNSYLVANIA		W, 58-47
Wed. 5	at La Salle (at the Palestra)		L, 57-82
Sat. 8	ARMY		W, 78-80
Sat. 15	DELAWARE STATE	2:00 p.m.	BTN.com
Sun. 23	NEW HAMPSHIRE (DH)	11:00 a.m.	BTN
Sat. 29	DUQUESNE	4:00 p.m.	ESPN3

JANUARY

Thur. 3	at Wisconsin	8:30 p.m.	BTN
Mon. 7	INDIANA	7:00 p.m.	BTN
Thur. 10	NORTHWESTERN	8:00 p.m.	ESPNU
Sun. 13	at Purdue	TBD	BTN
Wed. 16	MICHIGAN STATE	7:00 p.m.	BTN
Sat. 19	NEBRASKA	1:00 p.m.	ESPNU
Wed. 23	at Indiana	7:00 p.m.	BTN
Sat. 26	OHIO STATE	12:00 p.m.	ESPN2
Thur. 31	at Iowa	8:00 p.m.	ESPNU

FEBRUARY

Tue. 5	PURDUE	7:00 p.m.	BTN
Sat. 9	at Nebraska	9:00 p.m.	ESPNU
Thur. 14	IOWA	9:00 p.m.	ESPNU
Sun. 17	at Michigan	12:00 p.m.	BTN
Thur. 21	at Illinois	8:15 p.m.	BTN
Wed. 27	MICHIGAN	6:30 p.m.	BTN

MARCH

Sa/Su2-3	at Minnesota	3 or 1/4	
Thur. 7	at Northwestern	7:00 p.m.	ESPNU
Sun. 10	WISCONSIN	12:00 p.m.	BTN

2013 Big Ten Tournament – United Center, Chicago, Ill.

Thur. 14	First Round (ESPN2/BTN)	12, 2:30, 6:30, 9:00
Fri. 15	Quarterfinals (ESPN, BTN)	12, 2:30, 6:30, 9:00
Sat. 16	Semifinals (CBS)	1:40, 4:00
Sun. 17	Championship (CBS)	3:30

**All times Eastern; BTN: Big Ten Network;
 Rank: #AP/ESPN/USATODAY**

PENN STATE (5-4; 0-0 Big Ten) DELAWARE STATE (5-5; 1-0 MEAC)

SATURDAY, DEC. 15, 2012 @ 2:00 P.M. (ET)
 BRYCE JORDAN CENTER (15,261)
 UNIVERSITY PARK, PA.



Twitter: @PennStateMBB
 @Coach_Chambers



Facebook: facebook.com/pennstatebasketball

STORYLINES:

- Ross Travis postes back-to-back double-digit scoring games, second in Big Ten in rebounding.
- Lions slow pace playing three games in 21 days after nine in 30 to start the season.
- Lions coming off season best offensive outing of 78 points and 50.9% shooting vs. Army.
- Taylor shooting 50% from floor and 44% from three since injury to Frazier, leads team in shooting on the year.

THE GAME: Penn State will look to post back-to-back wins for the first time on the season when it faces Delaware State Saturday in the BJC. The Lions lead the series 2-0 and won the last meeting, 64-53, in 1993 in the Low Country Classic in Charleston, S.C. The teams also played a neutral site game in 1990 at the Fiesta Bowl Classic in Tucson, Ariz. Penn State will close out the non-conference season with three weekend games in the span of 21 days at home after starting the season with nine games in 30 days, with four away from the BJC.

TRAVIS GETS AGGRESSIVE: Ross Travis has asserted himself offensively in the Lions' last two games posting back-to-back double-digit scoring outings for the first time in his career with 12 points at La Salle and 14 vs. Army, one shy of his career high. Travis scored eight of the Lions first 14 points at La Salle, as he started 3-of-4 from the floor, and seven of Penn State's first nine in a 3-for-3 start vs. Army. He posted a career high in field goals (6) at La Salle and career highs in field goal attempts (11) in both games while shooting 11-of-22 (50%) combined. Travis logged his second career double-double with 14 points and 10 boards vs. Army and is averaging nearly a double-double (9.7 ppg & 9.7 rpg) in six games since Tim Frazier went down with injury.

NOTES TO KNOW:

- Penn State shot a season best 50.9% and scored a season high 78 points in its win over Army. The Lions also had season highs in assists (13), threes (7) and rebounds (41) and their 29 made field goals marked the most in two seasons under coach Patrick Chambers.
- Penn State shot 61% and had five Lions score through the opening 10 minutes vs. Army on its way to building a 15-point lead, PSU's largest of the season.
- Jermaine Marshall (6th, 15.1 ppg) and D.J. Newbill (7th, 14.9 ppg) are one of two sets teammates to rank in the Top 10 in scoring the Big Ten. They form the second highest scoring backcourt in the Big Ten posting 30 ppg, behind only Michigan's Trey Burke (3rd, 17.1) and Tim Hardaway Jr. (8th, 14.8), 31.9 ppg.
- Ross Travis posted his second career double-double with 14 points and 10 rebounds in the win over Army, one-point shy of a career high. He led Penn State in rebounding for the seventh time on the year and the sixth straight game. He is averaging 9.7 ppg and 9.7 rpg over the last six games and IS SECOND IN THE BIG TEN in rebounding (8.1 rpg) and is fourth in offensive rebounding (3.0).
- D.J. Newbill led the Lions in scoring for the second time this season posting 19, 14 in the second half, in the win vs. Army.
- Jermaine Marshall posted a career high tying four steals vs. Army and now ranks 3rd in the Big Ten posting 2.2 steals per game.
- D.J. Newbill leads the Big Ten playing 35.6 minutes per game. He has scored in double-digits in 8-of-9 games on the year and is scoring 16 ppg since taking over point guard duties for Tim Frazier, scoring in double figures in all six games.
- Newbill, a natural off-guard, has taken over the bulk of point guard duties in the absence of Tim Frazier. Jermaine Marshall has also seen time at the point and the Lions have turned to Ross Travis to bring the ball up the court on occasion.
- Freshman Brandon Taylor made his first start in the win vs. Bucknell. He posted double-digit scoring in four of his last six games, including 14 in the victory over Army. Taylor leads PSU shooting 40% (12-30) from three and 47.9% from the floor on the year. His 12 threes are second only to Jermaine Marshall's 16.
- Penn State has allowed five opponents to eclipse 70 points on the year, winning one of those games and having all four losses on the year come to opponents scoring 70+. Penn State is 2-17 under Patrick Chambers and 11-50 over the last six years when opponents break 70 points.

PENN STATE ATHLETIC COMMUNICATIONS:

Brian Siegrist, Associate Director of Athletic Communications/Men's Basketball
E-mail: tbs1@psu.edu **Cell Phone:** 814-777-5126 **Office:** 814-865-1757
 Susan Bedsworth, Secondary Basketball contact
E-mail: sjb5001@psu.edu **Cell Phone:** 814-308-2273
Press Row: 814-863-3294 **Twitter:** @PSUSTRETCH **Website:** GoPSUsports.com

LAST TIME OUT

PENN STATE 78, ARMY 70 Dec. 8, 2012 • Bryce Jordan Center

Penn State shot 56 percent in the first half to build a 40-28 half-time lead and then held off an Army charge that got the Black Knights within two mid-way through the second half. The Lions posted season highs shooting 50.9% and scoring 78 points while winning the rebounding battle 41-27. Four Lions scored in double-digits lead by 19 points from D.J. Newbill and 16 from Jermaine Marshall. Ross Travis posted a double-double with 14 points and 10 rebounds. Army used a press to cut a 48-38 Lion lead to 52-50 with 12:00 to play. PSU responded with a Nick Colella three and after battling back and forth mounted a 10-0 run fueled by Newbill and Brandon Taylor (14 points on the night) to build a 68-54 lead with 5:32 to play. Army, which was led by 23 points from Ella Ellis, got no closer than eight the rest of the way after shooting 38.9%.

STATISTICAL COMPARISON

PENN STATE		DELAWARE ST.
Marshall (15.1)	SCORING LEADER	Tate (15.5)
Travis (8.1)	REBOUND LEADER	Oliver (5.3)
Newbill (3.8)	ASSIST LEADER	Tate (2.7)
61.0	SCORING OFFENSE	65.5
66.2	SCORING DEFENSE	67.0
-5.2	SCORING MARGIN	-1.5
35.7	REBOUNDS PER GAME	35.0
+4.3	REBOUND MARGIN	-1.3
8.6	ASSISTS PER GAME	10.4
6.6	STEALS PER GAME	7.7
39.0	FIELD GOAL %	42.2
43.6	FG% DEFENSE	43.1
26.3	3PT FG%	29.4
39.1	3PT FG% DEFENSE	34.5
68.4	FREE THROW %	64.7
0.6	ASSIST TO TURNOVER	0.8
13.4	TURNOVERS	13.7
W1	W/L STREAK	W2

SERIES HISTORY

OVERALL:	Penn State leads, 2-0	
LAST MEETING:	12/29/93, in Charleston, S.C., W, 64-53	
CURRENT STREAK:	W, 2	
AT PSU:	0-0	
AT Delaware St.:	0-0	
NEUTRAL SITE:	2-0	
CHAMBERS VS. Army:	first meeting	
LAST 10 MEETINGS:	2-0	
12/29/93	N	64 53 _____ W
11/30/90	N	88 70 _____ W





SCOUTING DELAWARE STATE: The Hornets bring a two-game win streak into Saturday after downing in-state rival Delaware, 73-67, in overtime last Saturday. The 5-5 Hornets won their first three to open the season before dropping five in a row, all away from home. They fell 69-50 at Northwestern earlier this year. They have scored more than 70 points in each of their five wins, two of those coming in overtime, and were held to 62 or less in their five losses. The Hornets are shooting 42 percent from the floor and 29 percent from three, making six threes per game. Sophomore guard Tahj Tate leads the team posting 15.5 ppg and is the only scorer averaging double-figures. Three Hornets have 12 or more threes, but just one, Tyshawn Bell, shoots better than 27 percent from the arc. Bell leads the team shooting 17-37 (.459) from three. The Hornets have gotten to the foul line 190 times compared to 154 for opponents and average 12.3 made free throws per game. Center Kendall Gray (6-10) has 35 blocks.

PENN STATE PLAYERS

Website: GoPSUsports.com; Roster Size: 15; Letterman Returning/Lost: 9/4; Starters Returning/Lost: 3/2
PROBABLE STARTERS:

2 D.J. Newbill G So. ■ 6-4 ■ 205 ■ Philadelphia, Pa. PTS 14.9 REB 5.7 AST 3.8 MIN 35.6		NOTES: Double-digit scorer in 8 of 9 games on year...Career high 22 points vs. B.C....2nd leading scorer, 2nd leading rebounder... Leads B1G in minutes...Took over point with loss of Frazier...20 points & 5 assists vs. Akron (11/18)...Sat out 2011-12 after transfer from Southern Miss...2010-11 Conference USA All-Freshman Team...Shot 53.5% at Southern Miss...recorded six double-doubles...started all 32 games as a freshman.
11 Jermaine Marshall G Jr. ■ 6-4 ■ 205 ■ Etters, Pa. PTS 15.1 REB 4.4 AST 1.7 MIN 34.9		NOTES: Led team in scoring 4 times on year...19 at La Salle, 18 vs. Penn, 25 vs. B.C., 17 vs. Bucknell...Leading team with 16 threes & 20 steals...11 pts, 8 rebs vs. NC State...5 career 20-point games, 28 double-digit scoring games...2nd leading scorer last year (10.8)...20 double-digit scoring games last year, four 20-pt games...Led team with 43 threes on the year...2nd in steals (32), blocks (16) and FT attempts (87).
43 Ross Travis F So. ■ 6-6 ■ 225 ■ Chaska, Minn. PTS 8.4 REB 8.1 AST 0.1 MIN 34.3		NOTES: Two double-doubles on year...14 points, 10 rebs vs. Army...12 pts, 9 rebs at La Salle...Career high 13 rebs vs. B.C....2nd in B1G in Rebounding (8.1) and 4th in OFF Rebs (3.0)...10 rbs & 11 pts vs. Akron for 1st career double-double...16 starts last year...career-high 15 points vs. Michigan in last regular season game last year...Called a "junkyard dog" by Coach Chambers...Earned team's "Scrappiest Player" award.
10 Brandon Taylor F Fr. ■ 6-7 ■ 235 ■ Tabernacle, N.J. PTS 7.0 REB 3.3 AST 0.1 MIN 19.0		NOTES: Double-digit points in 4 of last 6 games...14 points vs. Army...2nd on team with 12 threes...Leads team in 3-point percentage (40%)...Shooting 47% on year...First career start vs. Bucknell, scored career-best 16 points (4-of-8 from three)...2012 Times of Trenton Player-of-the-Year...scored 1,042 career points, 14th all-time in Trenton Catholic history...trimmed 30 pounds from his frame in the preseason.
21 Sasa Borovnjak F Sr. ■ 6-9 ■ 240 ■ Belgrade, Serbia PTS 2.7 REB 3.1 AST 0.1 MIN 17.9		NOTES: 8 points and 8 rebounds at La Salle...Started seven games last year and led team shooting 56.6%...scored in double-figures twice...posted a career-high 15 pts on 7-of-7 shooting vs. Mississippi...Missed 2010-11 season with a torn ACL (right knee) suffered in the first pre-season practice...Added three inches to vertical and benches over 300 pounds...Academic All-Big Ten honoree with better than 3.2 GPA in Marketing.

OFF THE BENCH

20 Nick Colella G Sr. ■ 6-3 ■ 195 ■ New Castle, Pa. PTS 2.9 REB 1.9 AST 0.4 MIN 22.0		NOTES: Season high 9 points vs. Army...One of team leaders in "Attitude Points"...Granted scholarship for final season...Started 6-straight Big Ten games last year...2 double-digit scoring games, 16 threes in Big Ten...Career-high 11 pts (3-of-5 from three) at IU...former walk-on, played 2 years at Penn State-Behrend...placed on scholarship for spring 2012...joined team through open tryouts...former Lady Lion practice player
25 Jon Graham F So. ■ 6-8 ■ 225 ■ Baltimore, Md. PTS 2.2 REB 3.9 AST 0.2 MIN 18.9		NOTES: Strong defensive and rebounding presence...Equaled a career best with 10 rebounds vs. NC State...Has started 25 straight games...16 pts & 7 rebs in exhibition game...Named team's "Most Improved Player" 2011-12...2010-11 redshirt...Cut weight from 240 to 225 and added four inches to his vertical prior to 2012-13...leads team with 24 reps on 185-pound bench.
1 Akosa Maduegbunam G Fr. ■ 6-3 ■ 200 ■ Boston, Mass. PTS 0.0 REB 0.2 AST 0.0 MIN 3.2		NOTES: Saw first career action vs. Akron...played in 5 games... One of the top high school players in Massachusetts...NEPSAC AAA All-League HM...Averaged 22.3 ppg, 8.0 rpg in leading Charlestown HS to Boston City League title as a junior...MVP of the City League Tournament...two-time All-City selection...Named to ESPNBoston's inaugural MIAA All-State team...owns a team-best 35-inch vertical.
5 Donovan Jack F Fr. ■ 6-9 ■ 205 ■ Reading, Pa. PTS 0.5 REB 0.2 AST 0.0 MIN 3.7		NOTES: Played in 6 games...a three-time Pennsylvania All-State selection (twice earning first team honors)...Reading Eagle Male Ahelete-of-the-Year...two-time Berks County Player-of-the-Year...scored 1,725 points, 10th most in Berks County history and most in city of Reading...led Berks class AAA district title... left hander...also a standout volleyball player.
32 Pat Ackerman F So. ■ 6-11 ■ 220 ■ Rutland, Mass. PTS 1.0 REB 0.0 AST 0.0 MIN 6.5		NOTES: Suspended indefinitely for violation of team rules on 11/27...Scored first career points with a jumper vs. Bucknell (11/23)...Seeing extended action since the injury to Tim Frazier... played in 11 games in 2011-12...Ranked a three-star recruit by Rivals.com...Father, Tom, is former head coach at Mansfield University (Pa.), and Assumption College (Mass.).

#	PLAYER	P	CL	HT	PPG	RPG	NOTES
14	Kevin Montminy	G	So.	6-3	0.0	0.5	Played in 13 career games...Walk-on from nearby Penns Valley HS
24	Zach Cooper	G	Jr.	6-1			walk-on, Associate degree from Gulf Coast State CC
34	Alan Wisniewski	F	Jr.	6-9	0.0	0.0	Played in 4 career games...Walk-on, joined the team in October of 2010
35	Kevin Onyeaka	F	Jr.	6-5	0.0	0.0	joined team during open walk-on tryouts in late October 2012

23 Tim Frazier G Sr. ■ 6-1 ■ 170 ■ Houston, Texas PTS 16.3 REB 4.5 AST 3.75 MIN 32.5		NOTES: Injured in Akron game (11/18)...20th 20-point vs. NC State...Wooden and Naismith Candidate...preseason All-Big Ten...2012 First-team All-Big Ten...Only Div. 1 player to average at least 17 ppg & 6 apg last year...Led nation accounting for 58% of team's offense...Led Big Ten in assists (14th in NCAA) & steals & 2nd in scoring last year...Set PSU season assist record (198)..					
CAREER	1,035	372	459 (6th)	143 (9th steals)			



OUTLET PASSES PLAYERS

■ **TIM FRAZIER** was named to the preseason All-Big Ten team by conference media voters. Frazier was named a first-team All-Big Ten selection last year, the sixth Lion to earn first-team selection, after leading the Big Ten in assists (6.2) and finishing second in scoring (18.8) and steals (2.4).

■ **TIM FRAZIER** stands 6th on the Penn State career assist charts with 459. He posted a Penn State record 198 last year and is now 151 assists shy of breaking the all-time career record of 600 set by Freddie Barnes in 1992.

■ **TIM FRAZIER** scored 208 field goals and had 198 assists to lead the nation being involved in 58.4% of Penn State's field goals last year. Only two other players in Division I were involved in 50% or more of their teams scoring.

■ **TIM FRAZIER** was the ONLY player in NCAA Division I to post at least 17 points and 6 rebounds a game last year.

■ **TIM FRAZIER** had led Penn State in scoring in 28 of the last 35 games, including 15 of 19 games vs. Big Ten opponents, and scored 20 or more points in 9 of his last 13 games.

■ **JERMAINE MARSHALL** has led the Lions in scoring in four games on the year. He has 28 career double-digit scoring games and 5 20-point games. He led the team with 43 threes (28 in Big Ten) last year and had 13 double-digit scoring games in Big Ten play to average 11.8 ppg.

■ **JERMAINE MARSHALL** greatly improved his defense last year and finished second on the team with 32 steals. He leads the team this season with 20 already through nine games.

■ **D.J. NEWBILL** posted his first career 20-point game with a team high 20 in a loss to Akron in the Puerto Rico Tip-Off. He has scored in double-digits in eight of nine games on the year with two 20-point outings, including a career-high 22 vs. B.C.

■ **D.J. NEWBILL** trimmed his weight from 225 to 205 in the off-season following his red-shirt campaign after transferring from Southern Mississippi. Newbill missed nearly two months of practice early last season after injuring his left shoulder in practice. He returned to full practice in January and excelled, becoming a team-leader despite not playing.

■ **ROSS TRAVIS** has led the team in rebounding in six straight games and seven of nine on the year. He is second in the Big Ten posting 8.1 rpg. He led the Lions in rebounding eight times last year, five in Big Ten play.

■ **ROSS TRAVIS** posted a career-best 13 rebounds vs. Bucknell and led Penn State in rebounding with 10 in a loss to Akron in the Puerto Rico Tip-Off, adding 11 points for his first career double-double. He has three double-digit rebounding games and two double-doubles on the year.

■ **JON GRAHAM** tied a career high blocking three shots vs. Penn and leads the team with 11 on the season, blocking two or more in five games. He blocked a total of 19 shots last year to lead the team.

■ **JON GRAHAM** equaled a career high with 10 rebounds vs. North Carolina State in the Puerto Rico Tip-Off.

■ **JON GRAHAM** was instrumental in holding Bucknell and Penn post scorers well below average. The Bison's Mike Muscala entered the game averaging 17.7 ppg and posted 10 on 2-of-4 shooting. Penn's Fran Dougherty entered posting 18.6 ppg and posted 7 on 3-of-8.

■ **JON GRAHAM** trimmed his weight from 240 to 225 pounds for his sophomore season and added four inches to his vertical. He maintains a team-best 24 reps on the 185-pound bench press, four better than the 2012 NBA combine best. He missed five games in November and December last year with illness before coming on late in the year.

■ Former walk-on **NICK COLELLA** was granted a scholarship for his senior campaign. He posted a season-best nine points on 3-of-5 from three vs. Army. He was placed on scholarship for the second semester of last season and started six-straight games in the Big Ten.

■ Freshman **BRANDON TAYLOR** arrived on campus weighing more than 260 pounds, in part due to a plantar fasciitis that kept him inactive for much of the summer. He sculpted his body in the late summer and pre-season and trimmed his weight by 30 pounds entering the season.

■ **BRANDON TAYLOR** posted 16 points in his first career start vs. Bucknell and a career best seven rebounds to go with 11 points, all in the first half, in the victory over Penn.

MARSHALL EMERGES: Junior Jermaine Marshall led Penn State in scoring in four straight games following the injury to Tim Frazier and emerged as Penn State's leading scorer posting 15.1 ppg. He is averaging 19.0 ppg and shooting 50% from the floor, 43% from three and 30-of-39 (77%) from the foul line over the last five games. He eclipsed 500 career points in the win over Penn and is the Lions' leading active career scorer with 542.

2ND HALF DROUGHTS & RUNS: Penn State has suffered significant second half scoring droughts in each of its losses and made significant second half scoring runs in each of its wins:

2nd Half Scoring Droughts

- 5:06 at La Salle (10-0 run; 14:12 to 9:06), 47-43 (-4) deficit pushed to 57-43 (-14)
- 3:21 vs. B.C. (15-5 run; 16:45 to 8:47) 36-31 (-5) deficit pushed to 51-36 (-15)
- 3:11 vs. Akron (26-4 run; 18:57 to 8:11) 39-37 (+2) lead to 63-43 (-20) deficit
- 4:30 vs. N.C. State (10-0 run; 19:15 to 14:45) 37-30 (-7) deficit pushed to 47-30 (-17)

2nd Half Scoring Runs

- 12-2 vs. Saint Francis (7:24 to 3:33) 48-47 (+1) lead to 60-49 (+11)
- 11-2 vs. Providence (12:28 to 8:48) 30-20 (-10) deficit to 32-31 (-1) deficit
- 16-7 vs. Bucknell (11:53 to 5:32) 34-37 (-3) deficit to 50-43 (+7) lead
- 13-5 vs. Penn (7:22 to 5:56) 43-39 (+4) lead to 56-44 (+12) lead
- 10-0 vs. Army (9:52 to 5:32) 58-54 (+4) lead to 68-54 (+14) lead

TAYLOR LEADING TEAM IN SHOOTING: Freshman Brandon Taylor has proven to be an efficient offensive performer early in his career. He led Penn State shooting 58.3 percent (7-12) to average 5.3 ppg in the Puerto Rico Tip-Off and is now leading the team shooting 47.9 percent on the year and 40.0 percent (12-30) from three. He posted back-to-back double-digit outings vs. Akron and Bucknell (hitting 62.5 percent (6-12 from three) while averaging 13.0 ppg) before running into foul trouble and having his minutes limited in a three-point outing vs. Boston College. Taylor's 14 points vs. Army gave him four double-digit scoring outings on the year. He is posting 9.4 ppg over his last five games.

NEWBILL ON POINT: D.J. Newbill, a natural off-guard, has taken over point guard duties since the injury to Tim Frazier in the fourth game of the season. He is logging big minutes at the position playing 35.6 per game to lead the Big Ten. Working through growing pains at the position, he has posted six-straight double-digit scoring games (including two 20-point outings) since taking over and is averaging 16.0 ppg and 4.8 apg since moving to the point. The bulk of his turnovers have come in the first half as he adjusts to running the offense. He had six in the first half vs. B.C. and none in the second. On the year he has 26 first half turnovers and just seven second half.

OUTLET PASSES TEAM

■ Penn State is 3-0 in games decided by seven points or less on the year, including one overtime win. The Lions went 4-7 in 11 games decided by seven points or less last year. The Lions had just one home loss come by more than six points while dropping four Big Ten home contests by six points or less, including games with No. 12 Indiana (88-82) and No. 13 Michigan (71-65).



STANDINGS (Dec. 13)

Team	BIG TEN			OVERALL		
	W-L	%	W-L	%	%	
Illinois	0-0	.000	11-0	1.000		
Michigan	0-0	.000	10-0	1.000		
Indiana	0-0	.000	9-0	1.000		
Minnesota	0-0	.000	11-1	.917		
Ohio State	0-0	.000	7-1	.875		
Iowa	0-0	.000	8-2	.800		
Michigan State	0-0	.000	8-2	.800		
Nebraska	0-0	.000	6-2	.750		
Northwestern	0-0	.000	7-3	.700		
Wisconsin	0-0	.000	7-4	.636		
Penn State	0-0	.000	5-4	.556		
Purdue	0-0	.000	4-5	.444		

BIG TEN SCHEDULE:

Saturday, December 15, 2012

- UNCA @ Ohio State•BTN•12:00 p.m. ET
- Butler @ Indiana•CBS Sports•2:00 p.m. ET
- Delaware St. @ Penn State•BTN.com•2:00 p.m. ET
- Iowa @ Northern Iowa•BTN•2:31 p.m. ET
- Nebraska @ Oregon•FSN•4:30 p.m. ET
- Purdue @ Notre Dame•ESPN2•4:30 p.m. ET
- West Virginia @ Michigan•ESPN•8:00 p.m. ET
- Tuskegee @ Michigan State•ESPNU•9:00 p.m. ET

Sunday, December 16, 2012

- Eastern Kentucky @ Illinois•ESPNU•6:00 p.m. ET

■ Penn State held Penn to 47 points, an opponent season low, on 36.7% shooting. It was the lowest scoring game for a PSU opponent since holding Purdue to 45 points on Jan. 8 of last year in a 20-point win in the BJC.

■ Penn State made 28-of-32 free throws (87.5%) in its season opening win vs. St. Francis and 14-of-17 (82.4%) vs. N.C. State.

■ Penn State fielded on of the nation's most inexperienced squads last year with eight of 10 primary contributors last season in their first or second season of Division I play. The Lions had 84 starts between three freshmen and three sophomores.

PENN STATE IN THE BIG TEN

- FIRST YEAR:** 1992-93 Season
- REGULAR SEASON RECORD:** 107-232 (21st Season)
- TOURNAMENT RECORD:** 9-15
- ROAD RECORD:** 32-138
- HOME RECORD:** 75-94
- MOST WINS; SEASON:** 12-6 (1996), 10-8 (2009), 9-9 (2011), 9-9 (1995), 8-8 (1998), 7-9 (2001), 7-11 (2008), 6-10 (2006)
- BEST SEASON:** 12-6 record, 2nd, 1995-96 season.
- .500+ SEASONS:** 5, the last coming in 2010-11
- LAST YEAR:** 4-14 (T11th)
- BEST START:** 4-0 in 1995-96 season.
- LONGEST WIN STREAK:** 4, twice, 1996 & 2009
- LONGEST HOME WIN STREAK:** 9 (one season), 1996, 12 (two seasons) 1995 & 1996
- MOST ROAD WINS IN A SEASON:** 3, 7 times, last 2011
- LONGEST ROAD WIN STREAK:** 2, 3 times, last 2010



PENN STATE BASKETBALL SHOW



The "Penn State Basketball Show," Coach Patrick Chambers' weekly call-in radio show, will be broadcast live from Damon's Grill in State College again this season.

Hosted by Steve Jones, the "Penn State Basketball Show" will air live from the clubhouse at Damon's (1031 E. College Ave.) Thursday nights from 6:05 to 7:00 p.m. Fans are encouraged to ask questions of the coach live and in-person or by calling 1-800-52LIONS (525-4667). Questions will also be taken via twitter at @PennStateMBB. The first "Basketball Show" will be broadcast live from Damon's on Thursday, Nov. 29. The show can be heard on more than 40 radio stations on the Penn State Sports Network and on-line at GoPSUsports.com.

MEDIA INFORMATION

Penn State will hold in-person press conferences with head coach **Patrick Chambers at 2:15 p.m. on Mondays** (with some exceptions) and **phone only teleconferences at 11:00 a.m. on Fridays** throughout the year. **Penn State players** will be available immediately following most Monday press conferences for 15-20 minutes prior to practice and at selected times throughout the week. Coach Chambers will also be available **Monday mornings at 10:40 a.m. (ET) via the BIG TEN TELECONFERENCE.**

PRESS SCHEDULE

Wed. Jan. 9	2:15 p.m.	BJC Green Room
Mon. Jan. 14	2:15 p.m.	BJC Green Room
Mon. Jan. 21	2:15 p.m.	BJC Green Room
Mon. Jan. 28	2:15 p.m.	BJC Green Room
Mon. Feb. 4	2:15 p.m.	BJC Green Room
Tue. Feb. 12	2:15 p.m.	BJC Green Room
Tues. Feb. 19	2:15 p.m.	BJC Green Room
Mon. Feb. 25	2:15 p.m.	BJC Green Room
Tues. March 5	2:15 p.m.	BJC Green Room
Tues. March 12	2:15 p.m.	BJC Green Room

TELECONFERENCE FRIDAY'S AT 11:00 A.M.

CALL IN #: 1-866-493-5099

NON-CONFERENCE

Fri. Dec. 14	11:00 a.m.
Fri. Dec. 21	11:00 a.m.
Fri. Dec. 28	11:00 a.m.

BIG TEN SEASON

Wed. Jan. 2	TBA
Sun. Jan. 6	TBA
Fri. Jan. 18	11:00 a.m.
Fri. Jan. 25	11:00 a.m.
Fri. Feb. 8	11:00 a.m.
Fri. Feb. 15	11:00 a.m.
Fri. March 1	11:00 a.m.
Fri. March 8	11:00 a.m.

BIG TEN COACHES TELECONFERENCES

WEEKLY: Monday's 10 a.m. - 11:50 a.m ET
Coach Chambers @ 10:40 a.m. (ET)
 Call In#: 1-800-762-8779.

Weekly passcode e-mailed each Sunday.
 Available for play-back for 24 hours following call.
To access the play-back:
 dial: 1-800-406-7325; PASSCODE: 121473#

NOTES FROM LA SALLE:

- Penn State shot 56.5% in the first half, 3-of-6 from three, at La Salle and went on to post 44% shooting on the game – the Lions' first time bettering 40% shooting on the year.
- Ross Travis led Penn State in rebounding for the sixth time on the year and the fifth straight game nearly posting his second double-double of the year with 12 points and nine rebounds playing a career most 40 minutes vs. La Salle.
- Jermaine Marshall led the Lions in scoring for the fourth straight game with 19 at La Salle.
- D.J. Newbill posted 12 points, six rebounds and five assists while playing all 40 minutes at La Salle.
- Sasa Borovnjak posted his best game of the season to date logging eight points (all in the first half) and a career high eight rebounds at La Salle. Both marked season highs and his best combined point and rebound outing since posting 10 points and five rebounds vs. Mt. St. Mary's last year.
- Freshman Donovan Jack scored his first career points late in the game at La Salle.
- La Salle shot 16-of-31 from three, out-scoring the Lions 48-9 at the three-point line. La Salle tied an opponent best under Patrick Chambers knocking down 16 threes. They became the sixth team to out-score Penn State from three on the year.
- La Salle scored 82 points becoming the 4th opponent to top 70 on the year, Penn State has lost all four games.

LIONS DROP CHALLENGE GAME TO B.C.:

Penn State dropped its ACC/Big Ten Challenge contest 73-61 to Boston College on Nov. 28 to fall to 5-7 in Challenge games, having won four of the last six. The leagues tied at six wins each in the 14th Challenge, the first ever tie, as the Big Ten retained the Commissioners Cup after having won the last three Challenges. The Big Ten has three Challenge wins while the ACC has won 10 of the 14 Challenges.

NOTES FROM B.C.:

- Ross Travis led Penn State in rebounding for the fourth time on the year with a career high 13 vs. B.C.
- Jermaine Marshall scored 25 points, the second highest total of his career, to lead Penn State vs. B.C. He led the Lions in scoring for the second straight game and posted his fifth career 20-point game.
- D.J. Newbill posted his second 20-point game of the season with a career high 22 vs. B.C., going 8-of-11 at the foul line.
- Jermaine Marshall (25) and D.J. Newbill (22) combined to become the first pair of Lions to post 20 points in the same game since Tim Frazier and Cam Woodyard vs. Minnesota last year.

FRAZIER SURGERY SUCCESSFUL:

Tim Frazier had successful surgery to repair his ruptured left Achilles tendon on Nov. 20. He will be in a cast for about three weeks before moving to a series of boots that will gradually flatten his foot as the tendon stretches. He is expected to have about a six month recovery period and, at the completion of the 2012-13 campaign, can apply for an NCAA Hardship Waiver to return for the 2013-14 season.

WE CAN RELATE:

Penn State coach Patrick Chambers can relate to star guard Tim Frazier's recent injury, in fact Frazier is using the exact same

motorized scooter Chambers used this summer after he underwent arthroplastic surgery to repair the knee joint on his left leg and was limited to riding the scooter and non-weight bearing crutches for six weeks and the use of crutches for two months. Chambers has said the insertion of a wedge and six screws to re-align his knee joint was one of the toughest things he's had to deal with and will use the recent experience to help guide Frazier through his rehabilitation. Frazier's sister, Krystal, also suffered a ruptured Achilles, during a standout basketball career at Rice that saw her earn All-Conference USA honors.

FRAZIER REMAINS ACTIVE:

Since his season-ending Achilles injury, Tim Frazier has remained a vocal and active presence on the team attending every practice and shouting instructions and pulling teammates aside during breaks in the action at practice and sitting near the bench in games and encouraging his teammates. He has been particularly active in helping to guide D.J. Newbill in his transition to the point guard position and coach Patrick Chambers has referred to him as an assistant coach now.

NEWBILL HITS HIS STRIDE:

D.J. Newbill averaged 14.0 ppg (tied with Tim Frazier for the team lead) and 5.0 rpg while shooting 50 percent (17-34) from the field in the Puerto Rico Tipoff. Newbill played 35 minutes per game in the tournament and added nine assists and four steals. Newbill also handled some point guard duties in the first two games of the tournament before taking over entirely in the third game after the loss of Tim Frazier to injury early in the first half.

NOTES FROM THE BUCKNELL WIN:

- Freshman Brandon Taylor made his first career start in the win vs. Bucknell and hit 4-of-8 from three for a career high 16 points in just 20 minutes. Taylor's two-straight threes sparked Penn State in the second half vs. Bucknell.
- Penn State followed a 16-point first half on 16% shooting vs. Bucknell by hitting 5-of-6 from three and shooting 65% in the second half to score 44 points, its best offensive half of the season. The Lions hit 14 of their first 18 shots (77%) through the first 14:30 of the half to take a 50-43 lead.
- Jermaine Marshall hit 7-of-11 at the foul line to lead Penn State with 17 points, 15 in the second half, vs. Bucknell. It was his first time leading the Lions in scoring on the year and the fourth time on his career.
- Marshall led Penn State with four steals.
- Ross Travis led Penn State in rebounding for the third time on the year with eight vs. Bucknell.
- D.J. Newbill posted a career-best seven assists playing 37 minutes at point guard vs. Bucknell. He added 10 points and seven rebounds.
- Penn State used combinations of 1-3-1, 2-3 and man-to-man defense to limit Bucknell's Mike Muscala to just four field goal attempts and 10 points. He entered the game scoring 17.7 ppg.
- Penn State posted 14 offensive rebounds vs. Bucknell and allowed just 3.
- Penn State outscored Bucknell 21-15 at the three-point line, the first time this season Penn State has outscored an opponent from the arc.

LOOKING AHEAD

Fri., Dec. 14	Sat., Dec. 15	Thur., Dec. 20	Fri., Dec. 21	Sun., Dec. 23	Thur., Dec. 27	Fri., Dec. 28
Patrick Chambers' Teleconference 11:00 a.m.	vs. Delaware State Bryce Jordan Center 2:00 p.m. BTN.com	Penn State Basketball Show Live from Damon's Grill 6:05-7:00 p.m.	Patrick Chambers' Teleconference 11:00 a.m.	vs. New Hampshire Bryce Jordan Center 11:00 a.m. BTN Double-header with Lady Lions vs. NJIT	Penn State Basketball Show Live from Damon's Grill 6:05-7:00 p.m.	Patrick Chambers' Teleconference 11:00 a.m.



SEASON HONORS

Tim Frazier

- Preseason All-Big Ten Team
- Wooden Award Preseason Top 50
- Naismith Award Preseason watch list
- No. 15 ranked point guard in nation, cbsports.com
- No. 54 among Top 100 players, cbssports.com
- 1 of 30 candidates for Senior CLASS Award

“Damn is Tim Frazier good. Like, really good. Capable of starting at the 1 for all but maybe five teams in the country. I might be overestimating that number, even.”

-- Matt Norlander, cbssports.com

DOUBLE-FIGURES

SCORING	CAREER	SEASON
Tim Frazier	43	3
Jermaine Marshall	28	7
D.J. Newbill	21	8
Ross Travis	9	4
Brandon Taylor	4	4
Sasa Borovnjak	2	-
Nick Colella	2	-
Jon Graham	2	-

REBOUNDING	CAREER	SEASON
D.J. Newbill	6	-
Ross Travis	3	3
Tim Frazier	3	-
Jon Graham	2	1

ROAD RECORD:

ON THE YEAR: 0-1 (0-0 Big Ten)
2011-12: 1-11 (0-9 Big Ten)
Previous 2 Years: 4-19 (3-15 Big Ten)
Big Ten Road Games: 32-131 overall
Most Big Ten Road Games Won In A Season: 3 (seven occasions, last in 2011). The Lions reached the post-season in all but one of those seasons (1999).

CAREER & SEASON HIGHS

	CAREER	SEASON
SCORING		
Frazier	30 (@ NEB, '12)	23 (SFU)
Marshall	27 (MICH, '12)	25 (BC)
Newbill	22 (BC, '12)	22 (BC)
Taylor	16 (BUCK '12)	16 (BUCK)
Borovnjak	15 (MISS, '12)	8 (LASALLE)
Travis	15 (MICH, '12)	14 (ARMY)
Colella	11 (@ IU, '12)	9 (ARMY)
Graham	10 (2X NW, '12)	4 (2X PENN)
Jack	3 (LASALLE, '12)	3 (LASALLE)
Ackerman	2 (BUCK '12)	2 (BUCK)
Montminy	2 (KEN, '11)	-

	CAREER	SEASON
REBOUNDING		
Travis	13 (BC, '12)	13 (BC)
Frazier	11 (2X COR, '11)	9 (PROV)
Graham	10 (2X NCST '12)	10 (NCST)
Marshall	9 (LAF, '11)	8 (NCST)
Newbill	16 (UTEP, '11)	7 (2X BUCK)
Borovnjak	8 (LASALLE, '12)	8 (LASALLE)
Taylor	6 (PENN '12)	6 (PENN)
Colella	4 (3X BC, '12)	4 (3X ARMY)
Montminy	1 (2X AKRON '12)	1 (AKRON)
Maduegbunam	1 (LASALLE, '12)	1 (LASALLE)

	CAREER	SEASON
ASSISTS		
Frazier	11 (YSU, '11)	7 (PROV)
Newbill	7 (BUCK '12)	7 (BUCK)
Marshall	4 (ARMY, '12)	4 (ARMY)
Travis	3 (LAF, '11)	2 (ARMY)
Colella	3 (@ IA, '12)	1 (3X ARMY)
Borovnjak	2 (2X LIU, '11)	1 (BUCK)
Graham	1 (8X)	1 (2X LASALLE)
Taylor	1 (LASALLE, '12)	1 (LASALLE)

QUICK FACTS

UNIVERSITY

Name: The Pennsylvania State University
Location: University Park, Pa. 16802
Founded: 1855
Enrollment: 43,831 (38,205 undergraduate)
Nickname: Nittany Lions
Colors: Blue & White
Conference: Big Ten Conference
Division: NCAA Division I
Home Court: Bryce Jordan Center (15,261)
President: Dr. Rodney Erickson
Acting Athletic Director: Dr. Dave Joyner
Ticket Office Phone: 1-800-NITTANY

BASKETBALL HISTORY

First Year of Basketball: 1897
All-time MBB Record: 1,366-1,070 (117th Season)
Record in Jordan Center: 169-101 (18th Season)
NCAA Tourn. Years (Record)/Last: 9 (9-11), 2011
NIT Years Record)/Last: 10 (22-9), 2009 NIT Champions
Big Ten Record: 117-248 (21st Season)

2011-12 REVIEW

2011-12: 12-20 (H: 10-7; A: 1-11; N: 1-2)
2012 Big Ten Finish: T11th (4-14)
2012 Big Ten Tournament: 0-1, L, 75-58 vs (5) Indiana

Scoring (B1G/NCAA): 61.8 (11th, 288th)
Field Goal Percentage: 39.3 (12th, 325th)
Three-Point Percentage: 31.1 (11th, 262nd)
Free Throw Percentage: 68.6 (11th, 194th)
Scoring Defense: 65.8 (8th, 127th)
Field Goal Percentage Defense: 43.4 (8th, 181st)
Rebounding: 33.9 (6th, NA);
Turnovers: 12.2 (NA, 62nd);
Assists: 10.8 (11th, 305th)
Steals: 6.8 (5th, 130th)

2012-13 NITTANY LION ROSTER

NUMERICAL

NO.	NAME	POS.	HT.	WT.	YR./ELIG.	HOMETOWN/HIGH SCHOOL
1	Akosa Maduegbunam	G	6-3	200	Fr./Fr.	Boston, Mass./Charlestown HS/Winchendon Sch.
2	D.J. Newbill	G	6-4	205	Jr./So.	Philadelphia, Pa./Strawberry Mansion
5	Donovan Jack	F	6-9	205	Fr./Fr.	Reading, Pa./Berks Catholic
10	Brandon Taylor	F	6-7	235	Fr./Fr.	Tabernacle, N.J./Trenton Catholic
11	Jermaine Marshall**	G	6-4	205	Sr./Jr.	Etters, Pa./Red Land
14	Kevin Montminy*	G	6-3	185	So./So.	Centre Hall, Pa./Penns Valley Area
20	Nick Colella*	G	6-3	195	Sr./Sr.	New Castle, Pa./New Castle/PSU-Behrend
21	Sasa Borovnjak**	F	6-9	240	Sr./Sr.	Belgrade, Serbia/Veritas Christian (N.C.)
23	Tim Frazier***	G	6-1	170	Sr./Sr.	Houston, Texas/Strake Jesuit
24	Zach Cooper	G	6-1	170	Jr./Jr.	Ijamsville, Md./Urban/Gulf Coast State (CC)
25	Jon Graham*	F	6-8	225	Jr./So.	Baltimore, Md./Calvert Hall
32	Patrick Ackerman*	F	6-11	220	So./So.	Rutland, Mass./Worcester Academy
34	Alan Wisniewski*	F	6-9	230	Jr./Jr.	Sterling Heights, Mich./Bishop Foley
35	Kevin Onyeaka	F	6-5	205	Sr./Jr.	Harrisburg, Pa./Central Dauphin East/PSU-Mont Alto
43	Ross Travis*	F	6-6	225	So./So.	Chaska, Minn./Chaska

* = Letters Earned

COACHING & SUPPORT STAFF

Head Coach: Patrick Chambers (2nd at PSU, 4th overall, Philadelphia University, '94)
Associate Head Coach: Eugene Burroughs (Richmond, '94)
Assistant Coaches: Keith Urgo (Fairfield, '02) & Brian Daly (Saint Joseph's, '92)
Director of Basketball Operations: Ross Condon (Villanova, '07)
Strength Coach: Brad Pantall (Penn State, '96)
Athletic Trainer: Jon Salazer (Penn State, '93)
Video Coordinator: Adam Fisher (Penn State, '06)

BY ELIGIBILITY

SENIORS (3)	
21 Sasa Borovnjak**	F
20 Nick Colella*	G
23 Tim Frazier*** (will apply for 5th year)	G
JUNIORS (4)	
11 Jermaine Marshall**	G/F
24 Zach Cooper	G
34 Alan Wisniewski*	F
35 Kevin Onyeaka	F
SOPHOMORES (5)	
2 D.J. Newbill	G
14 Kevin Montminy*	G
25 Jonathan Graham*	F
32 Patrick Ackerman*	F
43 Ross Travis*	F
FRESHMEN (3)	
1 Akosa Maduegbunam	G
5 Donovan Jack	F
10 Brandon Taylor	F

PRONUNCIATIONS

SASA BOROVNJAK
 SAW-sha BOE-rahv-KNEE-yak
AKOSA MADUEGBUNAM
 Ugh-COE-sa MAD-a-WAY-boo-nam
KEVIN ONYEAKA
 OH-knee-AHH-kuh
ALAN WISNIEWSKI
 WIZ-new-SKI



NATIONAL RANKINGS

AP TOP 25 (Dec. 10)

1	Indiana (44)	9-0	1,580
2	Duke (20)	9-0	1,551
3	Michigan	9-0	1,444
4	Syracuse	8-0	1,378
5	Florida	7-0	1,319
6	Louisville	8-1	1,303
7	Ohio State	6-1	1,211
8	Arizona	7-0	1,178
9	Kansas	7-1	1,087
10	Illinois	10-0	991
11	Cincinnati	9-0	944
12	Missouri	8-1	877
13	Minnesota	10-1	714
14	Gonzaga	9-1	699
15	Georgetown	7-1	577
16	Creighton	9-1	525
17	New Mexico	10-0	512
18	San Diego State	7-1	491
19	Michigan State	8-2	328
20	UNLV	7-1	305
21	North Carolina	7-2	298
22	Notre Dame	8-1	283
23	Wichita State	9-0	280
24	Oklahoma State	7-1	251
25	North Carolina St.	6-2	213

USA TODAY/ESPN TOP 25

1	Indiana (25)	9-0	769
2	Duke (6)	9-0	749
3	Michigan	9-0	705
4	Syracuse	8-0	663
5	Florida	7-0	644
6	Louisville	8-1	609
7	Ohio State	6-1	586
8	Arizona	7-0	568
9	Kansas	7-1	537
10	Illinois	10-0	465
11	Missouri	8-1	450
12	Cincinnati	9-0	447
13	Creighton	9-1	338
14	Gonzaga	9-1	325
15	San Diego State	7-1	292
16	Minnesota	10-1	225
17	UNLV	7-1	224
18	North Carolina	7-2	222
19	Michigan State	8-2	213
20	New Mexico	10-0	207
21	Georgetown	7-1	163
22	Kentucky	6-3	125
23	Oklahoma State	7-1	116
24	Notre Dame	8-1	110
25	North Carolina St.	6-2	93



PENN STATE IN THE RPI

Date	Rank	RPI	SOS
--			

PENN STATE IN THE RANKINGS

Date **AP** **COACHES**
 Last ranked 25th in the final ESPN/USA Today Coaches Poll of the 2000-01 season (4/4/01). Last received votes in the national polls on Feb. 2, 2009. The Lions got votes in the Coaches Poll for four weeks.

PENN STATE VS. RANKED

ON THE YEAR: 0-1

2011-12: 1-10 (win over:#22 ILL)

Last WIN vs. RANKED team:

54-52 vs. #22 Illinois (1/19/12)

Last ROAD win:

38-33 @ #16/18 Illinois (2/18/09)

Last HOME win:

54-52 vs. #22 Illinois (1/19/12)

In the Jordan Center: 15-34

Last NEUTRAL win:

36-33 vs. #13 Wisconsin (3/11/11)

WIN vs. Highest Ranked in BJC:

#5 Purdue, 74-63, 2/21/98)

WIN vs. Highest Ranked On Road:

66-65 at #6/6 Illinois (2/4/06)

WIN vs. Highest Ranked Overall:

65-63 vs. #2/3 Michigan State (3/9/01) Big Ten Tourn.

Under Patrick Chambers:

1-11 (2nd season)

Since joining BIG TEN (1992-93):

27-111

OVERALL Streak: Lost 8

HOME Streak: Lost 1

STARTS CHART

CAREER STARTS

PLAYER	10-11	11-12	12-13	CAREER	CONS	GAMES
#23 Tim Frazier	33	32	4	79	-	101
#2 D.J. Newbill	32*	DNP	9	41	9	41
#11 Jermaine Marshall		17	9	26	12	68
#25 Jon Graham		17	8	25	-	35
#43 Ross Travis		16	9	25	16	41
#21 Sasa Borovnjak		7	1	8	1	59
#20 Nick Colella		6		6	-	35
#10 Brandon Taylor			5	5	5	9

* at Southern Mississippi

2011-12 SEASON

GAME	POSITION					LINE-UP RECORD
	1	2	3	4	5	
SAINT FRANCIS	23	2	11	43	25	
vs. N.C. State	23	2	11	43	25	
vs. Providence	23	2	11	43	25	
vs. Akron	23	2	11	43	25	2-2
BUCKNELL	2	11	43	10	25	
BOSTON COLLEGE	2	11	43	10	25	
PENN	2	11	43	10	25	
@ LaSalle	2	11	43	10	25	2-2
ARMY	2	11	43	10	21	1-0

BENCH SCORING

SEASON HIGH:

16 vs. Akron

20+ POINTS: --

AVERAGE: 7.6

SAINT FRANCIS	5
N.C. State	2
Providence	8
Akron	16
BUCKNELL	8
BOSTON COLLEGE	3
PENN	5
LaSalle	11
ARMY	11

DIFFERENT

STARTING LINE-UPS:

3 on the year;

Penn State employed 14 different starting line-ups on the 2011-12 season, nine in Big Ten play.

FRAZIER SUFFERS SEASON-ENDING INJURY:

Senior guard Tim Frazier, a preseason candidate for both the Wooden and Naismith national player of the year awards, will miss the remainder of the 2012-13 season due to an injury suffered in the Nittany Lions' third game of the Puerto Rico Tip-Off in Bayamon, Puerto Rico. Frazier had played in every game (101) the last three plus seasons. He suffered a ruptured Achilles tendon in his left leg and the 2012 first-team All-Big Ten guard underwent surgery to repair the injury on Nov. 20. A preseason All-Big Ten selection, Frazier was leading Penn State with 21.7 ppg and 5.0 apg per game and was second with 6.0 rebounds per game through three games. He suffered the injury in the Nittany Lions' fourth game, a Nov. 18 contest vs. Akron in Puerto Rico, leaving the floor at the 14:30 mark of the first half. Frazier, a two-time Academic All-Big Ten selection on schedule to graduate in May with a degree in Supply Chain and Information Systems from the Smeal College of Business, is eligible to apply for an NCAA medical Hardship Waiver after the completion of the 2012-13 campaign. He had posted 25 straight double-digit scoring game, 14 of which were 20+ point outings, and had led Penn State in scoring in 28 of the last 35 games, scoring 20+ points in nine of his last 13, prior to the Akron game.

PUERTO RICO TIP-OFF WRAP-UP:

- Penn State went 1-2 in the sixth annual Puerto Rico Tip-Off in Bayamon, PR Nov. 15-18. The Lions fell to No. 6 N.C. State (72-55) and Akron (85-60) while downing Providence (55-52, OT).
- Penn State averaged 56.7 points per game and shot 35% from the field and 23% from three in three games in Puerto Rico. The Lions grabbed 44 offensive rebounds and averaged 14.6 per game in Puerto Rico. They also collected 24 steals to average 8.0 spg.
- Penn State played and won its first overtime game under coach Patrick Chambers with a 55-52 OT win over Providence in its second game.
- Tim Frazier led Penn State with 23 points and 19 points in the first two games prior to suffering an injury at the 14:30 mark of the first half of the Lions' third game vs. Akron. He did not return and did not score breaking a string of 25 straight double-digit scoring games.
- Penn State got 80% of its points (88 of 110) from its starting backcourt of Frazier, Newbill and Marshall in the first two games



of the Tip-Off prior to Frazier's injury in the third game.

- D.J. Newbill posted a career high 20 points on 8-of-17 shooting and added six rebounds and five assists in the Lions' third game vs. Akron.
- Ross Travis (10 vs. Akron) and Jon Graham (10 vs. N.C. State) both posted career high rebounding totals in the tournament. Travis also logged his first career double-double with 11 points and 10 rebounds vs. Akron.

LIONS RALLY TO GET OT WIN OVER PROVIDENCE/FIRST UNDER CHAMBERS:

Penn State played and won its first overtime game under head coach Patrick Chambers in its second game of the Puerto Rico Tip-Off downing Providence 55-52 in OT. Penn State came back from 10 points down in the second half to claim the victory. It was Chambers' third career overtime game as a head coach (2-0 at BU) and he improved to 3-0. The overtime win was the first for Penn State since a 77-73 victory over George Mason in the first round of the 2009 NIT and the Lions' first overtime game since a 79-71 loss at No. 18 Wisconsin in 2010. Tim Frazier scored nine straight points during a key second half stretch in which Penn State went from down four, 35-31, with 7:24 to play to up three, 40-37, with 2:23 left. Frazier led Penn State in scoring (19), rebounds (9), assists (7), and steals (4) while playing all 45 minutes (a career most) of the overtime game.

NEWBILL GOES FOR 16 & 7 IN RETURN TO COMPETITION: Sophomore guard D.J. Newbill (6-4) had his eyes set on Nov. 9 as his return to official collegiate competition after 20 months. He delivered posting 16 points on 9-of-10 shooting from the foul line and adding seven rebounds an assist and a steal in 35 minutes of action in a win over Saint Francis. Newbill sat out the 2011-12 season after transferring from Southern Mississippi in late August of 2011. He started all 32 games as freshman at Southern Miss, posting 9.2 ppg and 6.2 rpg to be named to the 2011 Conference USA All-Freshman Team. The 2010 Pennsylvania Class AA Player of the Year (24.2 ppg, 9.0 rpg, 5.0 apg) out of Philadelphia's Strawberry Mansion HS, he recorded six double-doubles and 15 double-digit scoring games at Southern Miss and led team in rebounding 11 times.

BIG BACKCOURT: The focus of attention all preseson, the backcourt tandem of Tim Frazier and D.J. Newbill delivered in the season opener combining for 39 points, 11 rebounds, seven assists and three steals in a 65-58 victory, delivering 60% of the team's scoring. The pair were deadly at the foul line combining to go 26-of-28 at the foul stripe on a night when the Lions shot 28-of-32 as a team. Frazier led the Lions with 23 points and six assists, his 19th career 20-point game, and, after three-straight SFU threes gave them a 31-30 lead, he took over posting a steal and five points in under a minute to regain a Penn State advantage. Newbill had 16 points and seven rebounds. Both played 35 minutes or more.



PATRICK CHAMBERS

HEAD COACH • 2ND SEASON
PHILADELPHIA UNIVERSITY, '94
59-52 Overall (4th season)
17-24 at Penn State (2nd season)

Family: Wife: Courtney; Daughters: Grace & Caitlin; Son: Ryan
Hometown: Newtown Square, Pa.
College: Philadelphia University, 1994
Date of Birth: Dec. 13, 1970

CAREER HIGHLIGHTS

- Named 12th head basketball coach at Penn State on June 6, 2011.
- Led Boston University to the 2011 NCAA Tournament – the program's first NCAA berth since 2002.
- Led BU to the 2011 America East Tournament Title.
- Posted back-to-back 21-win seasons at BU – the only coach in BU history to earn 20 wins in each of his first two seasons and the fastest to earn a conference championship.
- 42-28 record in two seasons as head coach at BU, leading the Terriers into the post-season both years.
- Associate head coach at Villanova's during the Wildcats 2009 NCAA Final Four run.
- Five seasons on Villanova staff under Jay Wright – helped lead the Wildcats to a 126-45 record (.737), five NCAA Tournament appearances, four NCAA Sweet 16 appearances, a school record 30 wins in 2008-09, won at least 22 games every year.
- Instrumental in building Villanova's 2009 recruiting class which was ranked No. 3 in the nation by ESPN.com.
- Four players coached at Villanova played in the NBA.
- Recruited four McDonald's All-Americans to Villanova.

NOTABLE

- The youngest of 12 siblings (nine boys, three girls)
- Was in collegiate coaching just five years before earning his first head coaching position at Boston University.
- Three siblings are Penn State graduates and a nephew, Patrick Flanagan, is a defensive back on the football team.
- Worked for 10 years as a highly successful salesman and part owner in the family's printing business in Philadelphia.
- Played for 2011 Naismith Basketball Hall of Fame inductee Herb Magee at Philadelphia University. Magee, also known as "The Shot Doctor," is college basketball's all-time victories leader (941).
- Began his career at Philadelphia U. as a walk-on and went on to become the school's all-time leader in assists.
- Played for and coached with legendary Philadelphia coach Dan Dougherty at Episcopal Academy. Dougherty posted 621 wins at Episcopal, most of any high school coach in Philadelphia history.
- Older brother, Tim, was the 1984 Ivy League Player of the Year in football and led Penn to three-straight Ivy League titles. He is now a writer, producer and director and just released the film "Mighty Macs."
- Older brother, Paul, was a three-year starter at point guard for the Penn Quakers.

CHAMBERS COACHING RECORD

YEAR	RECORD (Conference)	POST-SEASON
BOSTON UNIVERSITY		
2009-10	21-14 (11-5 4th/2nd in Tourn.)	CBI Semifinals
2010-11	21-14 (12-4 2nd/Won Tourn.)	NCAA 2nd Round
PENN STATE		
2011-12	12-20 (4-14 T11th/1st rd. Tourn.)	
TOTALS		
4 Years	59-52 (27-23) 1 Tournament Title	1 NCAA, 1 CBI

COLLEGIATE COACHING EXPERIENCE:

1995-96	Delaware Valley (PA) College (Asst)
2004-05	Villanova (Dir. Ops)
2005-08	Villanova (Asst.)
2008-09	Villanova (Assoc. Head Coach)
2009-11	Boston University (Head Coach)
2011-present	Penn State (Head Coach)

**NOTING
THE JORDAN CENTER**

RECORD IN BJC: 169-101 (18th Season) (62%) (270 games)
OPENED: January 11, 1996 vs. Minnesota (W, 76-51)
CAPACITY: 15,261
MOST CONTESTS IN A SEASON: 20 (2008-09)
100TH WIN: 56-55 over Hartford, Dec. 6, 2006
LONGEST WIN STREAK: 14; Jan. 11, 1996-Dec. 27, 1996
SEASON HOME WINS RECORD: 17-3 (2008-09)
SEASON BEST START: 8-0, 2007-08 & 1996
TOP SEASON WIN MARKS: 17-3 (2008-09); 13-4 (2007-08); 13-4 (1999-2000); 13-5 (2010-11); 12-2 (1997-98);
TOP SEASON WIN PERCENTAGES: 100.0, 8-0 (1996); .862, 17-3 (2008-09); .857, 12-2 (1997-98);
TOP 10 CROWDS:
1. 15,472 vs. Purdue, 2/1/1997
2. 15,464 vs. Indiana, 1/26/1997
3. 15,455 vs. Ohio State, 3/1/1999
4. 15,435 vs. Ohio State, 2/27/1999
5. 15,420 vs. Indiana, 1/8/2000
6. 15,403 vs. No. 1 Ohio State 3/1/2011
7. 15,389 vs. Northwestern, 2/15/1997
8. 15,377 vs. Michigan State, 2/24/2001
9. 15,355 vs. Indiana, 1/31/1999
10. 15,232 vs. Indiana, 2/3/2001
TOP 2011-12 CROWD: 13,103 vs. Nebraska, 2/11
TOP 2010-11 CROWD: 15,403 vs. No. 1 Ohio State, 3/1
TOP 2009-10 CROWD: 14,017 vs. Michigan State, 2/13
TOP 2008-09 CROWD: 15,035 vs. Indiana, 2/28
TOP 2007-08 CROWD: 11,159 vs. Michigan State, 2/2



THE LAST TIME:

BEAT at TOP 25 Team	1/19/12 vs. #22 Illinois (54-52)
BEAT at TOP 10 Team	2/1/09 @#9 Michigan State (72-68)
BEAT at TOP 5 Team	3/18/01 vs. #5 North Carolina (NCAA) (82-74)
BEAT a BIG TEN TEAM by 20+	1/5/12 vs. Purdue (65-45)
WON in OVERTIME	11/18/12 vs. Providence (PR Tip-Off) (55-52)
LOST in OVERTIME	1/2/4/10 @Wisconsin (79-71)
PLAYED DOUBLE OVERTIME	3/7/09 @Iowa (L, 75-67)
Came From 10+DOWN TO WIN	11/18/12 vs. Providence (55-52 OT)
WON NON-CON ROAD	11/30/11 @Boston College (62-54)
WON BIG TEN ROAD	3/6/11 @Minnesota (66-63)
LOST AT HOME	11/28/12 vs. Boston College (73-61)
LOST NON-CON HOME	11/28/12 vs. Boston College (73-61)
SCORED 100+	12/19/09 vs. Gardner-Webb (104)
ALLOWED 100+	12/3/06 vs. VMI (111)
SCORED 90+	12/19/09 vs. Gardner-Webb (104)
ALLOWED 90+	3/3/07 @Indiana (94)
SCORED 80+	1/8/12 vs. No. 12 Indiana (82)
SCORED 80+ IN BIG TEN	1/8/12 vs. No. 12 Indiana (82)
SCORED UNDER 50	1/31/12 vs. Wisconsin (46)
SCORED UNDER 40	3/11/11 @ BTT v. Wisconsin (36)
SCORED 60+ IN A HALF	12/19/09 vs. Gardner-Webb (60 2nd)
SCORED 50+ IN A HALF	12/19/09 vs. Gardner-Webb (60 2nd)
BENCH Scored 50+	12/7/05 vs. UMKC (50)
OPP SCORED 50 OR LESS	12/1/12 vs. PENN (47)
CONSECUTIVE OPP BELOW 50	2009 @Temple (45) & UMBC (42)
OPP SCORED 40 OR LESS	3/11/11 @ BTT v. #13 Wisconsin (33)
CONSECUTIVE OPP BELOW 40	2007 vs. Princeton (38) & Denver (39)
OPP SCORED 10 OR LESS IN HALF	12/15/07 Denver (10)
OPP SHOT BELOW 30%	11/29/08 vs. Towson (29.4)
SHOT 60%+ FG	11/25/09 vs. Sacred Heart (63.8)
SHOT 60%+ FG IN BIG TEN	1/3/06 vs. Northwestern (64.0)
SHOT 50%+ FG IN BIG TEN	2/25/12 vs. Nebraska (50.9)
OPP SHOT 60%+	1/11/09 @Minnesota (62.5)
SHOT 70% IN HALF	12/30/06 vs. VMI (70.3, 26-37)
SHOT UNDER 30%	11/26/11 @ St. Joe's (19-71; 26.8%)
SHOT 70%+ FROM 3PT	12/28/05 vs. St. Francis (75.0, 9-12)
SHOT 60%+ FROM 3PT	11/28/10 vs. Furman (12-19, 63.2%)
SHOT 50%+ FROM 3PT	11/23/11 vs. YSU (11-22, 50%)
SHOT 95%+ FROM FT	3/13/11 vs. Ohio State (9-9, 100%)
SHOT 85%+ FROM FT	11/9/12 vs. St. Francis (28-32, 87.5%)
SHOT 50% OR LESS FT	11/23/11 vs. Bucknell (9-20, 45%)
50+ REBOUNDS	11/28/09 vs. UMBC (52)
45+ REBOUNDS	12/7/11 vs. Lafayette (47)
20+ OFFENSIVE REBS	12/7/11 vs. Lafayette (20)
20 OR LESS REBOUNDS	2/29/12 @ Purdue (17)
OPP LESS THAN 20 REBS	1/19/11 vs. Purdue (19)
15+ STEALS	11/12/11 vs. Hartford (15)
10+ STEALS	11/18/12 vs. Providence (11)
30+ ASSISTS	12/30/06 vs. VMI (36)
20+ ASSISTS	2/17/10 @ Northwestern (21)
5 OR LESS TURNOVERS	2/19/12 @ Wisconsin (5)
20 + TURNOVERS	12/10/11 @ Duquesne (23)
OPP 25+ TURNOVERS	11/12/11 vs. Hartford (26)
PLAYER 40+ POINTS	Jesse Arnette (40) vs. Temple, 1/29/1955
PLAYER 35+ POINTS	Pete Lisicky (35) vs. Penn, 12/9/1995
PLAYER 30+ POINTS	Tim Frazier (30) at Nebraska, 1/11/12
3 PLAYERS 20+ POINTS	Claxton, Cornley, Hassell vs. VMI, 12/30/06
2 PLAYERS 20+ POINTS	Marshall & Newbill vs. BC, 11/28/12
6+ PLAYERS 10+ POINTS	12/19/09 vs. Gardner-Webb (6)
5+ PLAYERS 10+ POINTS	12/18/12 vs. Mt. St. Mary's (5)
10 PLAYERS 10+ MINUTES	12/19/09 vs. Gardner-Webb (10)
PLAYER 20+ REBOUNDS	A. Johnson (20) vs. Sacred Heart, 11/27/04
PLAYER 15+ REBOUNDS	G. Claxton (15) @Purdue, 2/18/06
PLAYER 10+ ASSISTS	Tim Frazier (11) vs. YSU, 11/23/11
PLAYER 5+ STEALS	Tim Frazier (5) vs. Indiana (B1G), 3/8/12
PLAYER 5+ BLOCKS	Jeff Brooks (5) vs. Lehigh, 11/12/10

FRAZIER CRACKS 1,000/24TH IN CAREER SCORING: With 23 points in Penn State's 72-55 loss to N.C. State in its first game of the Puerto Rico Tip-Off, Tim Frazier became the 30th 1,000-point scorer in Penn State history. He posted 19 in a second round win over Providence and now has 1,035 career points which is good for 24th place all-time on the scoring charts.

FRAZIER NAMED TO WOODEN TOP 50: Tim Frazier was named to the Wooden Award Men's Preseason Top 50. He is the second Nittany Lion in the last three years to be named to the preseason list joining Talor Battle who was named prior to the 2010-11 season. The Preseason Top 50 was chosen by a poll of national college basketball media members. Frazier was among nine Big Ten players named to the list, which led all conferences. The Wooden Award All American Team, consisting of the nation's top 10 players, will be announced the week of the "Elite Eight" round of the NCAA Tournament.

FRAZIER PRESEASON ALL-BIG TEN: Senior guard Tim Frazier was named to the Preseason All-Big Ten team by conference media voters. Frazier, the lone returning first-team All-Big Ten selection from last year, was joined on the preseason team by Ohio State's Aaron Craft and Deshaun Thomas, Michigan's Trey Burke and Indiana's Cody Zeller who was also named the preseason POY.

FRAZIER ON PACE FOR ASSIST RECORD/TOP 5 SCORING, ASSISTS & STEALS: After a Penn State season record 198 assists last year, Tim Frazier is on pace to finish his career among the top five in Nittany Lion history in scoring, assists and steals. He stands sixth all-time in assists (459), needing 142 to eclipse the career record of 600 set by Freddie Barnes in 1992. He ranks eighth in steals with 143 and stands 24th in scoring with 1,035 points.

FRAZIER'S BIG SUMMER: Tim Frazier had a big summer playing against the nation's top collegiate players as he was invited to attend the Deron Williams Skills Academy in June in Chicago and the LeBron James Skills Academy in Las Vegas in July. Both events were conducted by Nike. One of just two Big Ten guards and 16 top collegiate guards overall invited to attend the Williams camp, Frazier was a standout while competing amongst guards such as Missouri's Phil Pressey, Arkansas' BJ Young, Murray State's Isaiah Canaan and Michigan's Trey Burke. He excelled at the camp to earn an invitation the James Academy which featured 25 top collegiate players (guards, wings and posts) that advance from the earlier Williams, Kevin Durant and Amare Stoudemire Skills Academies as well as 80 high school players.

BIGGER, STRONGER, FASTER: Some highlights of Penn State's physical improvement under strength coach Brad Pantall:

TIM FRAZIER: Added 18 reps to his 185-pound bench press since arriving at Penn State and can now do 19, one shy of the 2012 NBA Combine best...improved his max bench press by more than 115 pounds to over 300 pounds entering his final season...posted a pro-lane agility time (10.0) and 3/4 court sprint time (3.09) better than the NBA combine bests...has added 30 pounds of muscle since arriving at Penn State.

JON GRAHAM: Added four inches to his vertical leap...added 11 reps to his 185-pound bench press to now be able to perform a team high 24, far above the 2012 NBA Combine best of 20...increased his max bench press from 215 to 325.

ROSS TRAVIS: In the past year, Travis has increased his bench press max from 245 to 310 and his reps on the 185-pound bench from 10 to 22. He increased his leg press max from 325 to 615 and added 2.5 inches to his vertical (31.5). He increased his weight from 203 to 220 while maintaining his body fat and can touch a team-best 16 inches above the rim.

NICK COLELLA: Added more than six inches to his vertical leap and improved his pro-lane agility time to 10.0, tying the Penn State team record and beating the 2012 NBA Combine best...improved his bench press by 75 pounds to over 300 pounds.

SASA BOROVNJAK: Cut his weight from 242 to 230 pounds and reduced his body fat by five percent...Improved his bench over 300 pounds while cutting one second off his pro-lane agility time.

CHAMBERS & THE POST-SEASON: Coach Patrick Chambers missed having a team play in the post-season for the first time in his collegiate coaching career last season and has been a part of the post-season in seven of his eight seasons as a collegiate coach. In his previous five seasons as a member of the Villanova coaching staff and two as head coach at Boston University, all of his teams reached post-season play including six NCAA Tournament appearances and one CBI appearance. Chambers has been a part of 17 NCAA Tournament games, helping Villanova advance to the tournament every year and make four NCAA Sweet 16 appearances and reach the 2009 NCAA Final Four. In his first season at BU, he guided the Terriers to their first post-season win since 1959 with a victory in the CBI and the following year led BU to its first NCAA Tournament appearance since 2002.

117 YEARS OF HOOPS: Penn State embarked on its 117th season of playing basketball in the 2012-13 campaign, having begun play in 1897 with a pair of contests vs. Bucknell, which returns to the schedule this year for the first time since 2006. Penn State has made 12 post-season appearances in the last 24 years (4 NCAA, 8 NIT) and a total of 19 (9 NCAA, 10 NIT) overall. Since 2009, Penn State has won the program's first national tournament title (2009 NIT), made the program's first appearance in the Big Ten Tournament Championship game (2011) and played in the NCAA Tournament (2011).

STAFF TIES: Patrick Chambers began forming his first Penn State coaching staff by naming his former Episcopal Academy high school teammate Eugene Burroughs as associate head coach, the first of three assistants with strong ties to Philadelphia. Chambers and Burroughs both played for legendary coach Dan Dougherty in Philadelphia in the late 80's early 90's. Burroughs previously had worked as associate head



coach at Navy. Former Villanova assistant Keith Urgo also joined the staff as an assistant. The pair worked together on Villanova's 2009 NCAA Final Four staff and Urgo worked under Jay Wright for four seasons. Brian Daly followed Chambers from Boston University where he was associate head coach under Chambers. Daly is a former Philadelphia high school standout and player at Saint Joseph's and was a highly successful high school coach at his alma mater, Monsignor Bonner HS in Philadelphia.

GET ON THE FLOOR: Patrick Chambers places an emphasis on "dives" during a basketball game and has his staff chart them with a goal of achieving at least 14 "dives" per game. Chambers has established an "Attitude Club" in which players attempt to record enough hustle points during practices and games to become a member. Penn State charts "Attitude Points" during every practice and game and announces winners at the end of every practice. Modeled after similar programs used by longtime NBA coach Pat Riley and Chambers' mentor, Villanova's Jay Wright, the club charts hustle plays, extra passes, charges drawn, dives on the floor, screen assists, shot contests, tap backs, deflections, etc.

OLIVER SERVES AS UNDERGRADUATE COACH: Billy Oliver announced on Feb. 11 of last season, following the Lions' victory over Nebraska, that he was ending his Penn State playing career due to recurring symptoms stemming from his history of concussions and migraine headaches. Oliver, who would be a senior in eligibility in 2012-13, is serving as an undergraduate assistant coach as he completes degrees in finance and economics and begins masters classes in accounting. He remains on scholarship as an NCAA medical non-counter. Oliver was leading the Lions with 35 threes on the year prior ending his career last season. He played in 58 career games with 20 career starts and scored a total of 220 points while downing 46 career threes. He is an Academic All-Big Ten honoree who carries over a 3.2 grade-point average in Penn State's Smeal College of Business.

**LIONS SIGN FOUR IN EARLY PERIOD
CHAMBERS FIRST FULL RECRUITING CYLCE**

PAYTON BANKS • 6-6 • ORANGE, CALIF.: Three-star recruit (Scout.com/247 Sports)...15.6 ppg, 6.9 rpg, 4.4 apg, 1.4 spg in junior year at Orange Lutheran HS... first team All-CIF Southern Section Division IA...versatile combo guard.

JULIAN MOORE • 6-10 • PHILADELPHIA, PA.: three-star recruit, sixth best in Pennsylvania (ESPN.com)...11 ppg, 14 rpg in junior season at Germantown Academy...a late bloomer...was 6-7 1 1/2 years ago...runs the floor/perimeter skills

GENO THORPE • 6-3 • PITTSBURGH, PA.: consensus three-star recruit... Pennsylvania Class AAAA first-team...21.5 ppg, 3.2 rpg, 2.6 apg in junior season at Shaler HS...offers from Wisconsin, Pitt, Kansas State, Seton Hall and Rutgers.

GRAHAM WOODWARD • 6-0 • EDINA, MINN.: three-star recruit (Rivals/247 Sports)...point guard...20.5 ppg in junior season at Edina HS...All-Metro second team by Minneapolis Star...offers from Washington St., Gonzaga, Xavier and Drake.

**PENN STATE GREAT TITUS IVORY SUFFERS STROKE;
IN MIDST OF 6-12 MONTH RECOVERY:**

One of the most beloved players in Penn State history and the emotional leader of Penn State's 2001 NCAA Sweet 16 team, Titus Ivory, suffered a stroke on Oct. 11, 2012 while on a football field supervising workouts with the members of his Hickory Grove Christian High School (Charlotte, N.C.) team. A blood clot in his left common carotid artery, put Ivory in the ICU for three days waiting minute by minute as his family and friends stood nearby awaiting a miracle to happen. His inoperable blood clot remained dormant. With the help of a tremendous medical team and a touch of grace, Titus was given a second chance. Titus is back on his feet, but the father of three, with the help of his wife (Nikki), now begins a 6-12 month journey on the road to recovery. His current mission in helping at risk youth simply exemplifies Titus's mission to share his blessings with those less fortunate.

His family, friends and former teammates have created a crowd sourcing website to help raise funds to support the Ivory family during this time with a goal of raising \$50,000 so that the Ivory family can focus on recovery and not on the medical bills or the financial stress that we have all faced. Donations to Team Titus can be made at:

WWW.GOFUNDME.COM/1GRNAC

PENN STATE RECORD WHEN:

	UNDER CHAMBERS	12-13	Last 6 Yrs
At Home	13-8	4-1	64-29
Non-Con at Home	10-3	4-1	
Road	1-12	0-1	15-41
Neutral	2-4	1-2	10-15
vs. Ranked	1-11	0-1	10-33
Decided by 3 points or less	3-2	2-0	16-15
Decided by 4-10 points	6-6	1-0	33-26
Decided by 11-19 points	5-10	1-2	26-28
Decided by 20+ points	2-6	0-2	14-16
Overtime/Double OT (0-1)	1-0	1-0	4-2
Leading at HALF	10-4	3-1	66-12
Tied at HALF	2-0		8-6
Trailing at HALF	4-20	2-3	15-66
Leading with 5:00 TO PLAY	14-2	4-0	74-10
Tied with 5:00 TO PLAY	-		0-1
Trailing with 5:00 TO PLAY	2-22	1-4	13-73
PSU SHOOTS 45%+	5-4	1-0	49-19
PSU SHOOTS Less Than 45%	11-20	4-4	40-67
PSU SHOOTS better than OPP	12-4	3-0	69-11
OPP SHOOTS 45%+	1-15	1-3	19-60
OPP SHOOTS Less Than 45%	15-8	4-1	59-22
PSU SHOOTS 40%+ FROM 3PT	5-2		35-15
PSU OUT-REBOUNDS Opp	13-10	4-1	66-34
OPP OUT-REBOUNDS or EVEN	3-14	1-3	23-51
PSU FREE THROW% 70%+	7-9	2-1	36-36
PSU Has MORE FT ATTS	8-3	2-0	73-22
OPP Has MORE OR = FT ATTS	7-22	3-5	16-64
PSU Has 15 OR FEWER TOs	13-22	2-4	82-75
PSU Has LESS TOs THAN OPP	12-11	3-1	44-33
PSU SCORES 70+	6-2	1-0	37-9
PSU SCORES 69 OR LESS	10-22	4-4	51-76
OPP SCORES 70+	2-17	1-4	11-50
OPP SCORES 69 OR LESS	11-6	4-0	71-32
OPP SCORES 59 OR LESS	11-1	4-0	47-3
OPP SCORES 49 OR LESS	5-0	1-0	18-1
In NOVEMBER	8-5	3-3	28-12
In DECEMBER	4-5	2-1	21-13
In JANUARY	2-7		12-28
In FEBRUARY	2-5		15-21
In MARCH	0-2		12-12
In APRIL	-		1-0
In TOURNAMENTS	2-4	1-2	14-12
ON TELEVISION	8-19	1-3	67-73
vs. BIG TEN	4-14		37-60
vs. ACC	1-2	0-2	
vs. A-10	0-3	01	
vs. AMERICAN EAST	1-0		
vs. BIG EAST	2-0	1-0	
vs. BIG SOUTH	1-0		
vs. BIG 12	-		
vs. COLONIAL	-		
vs. CONFERENCE USA	-		
vs. HORIZON	1-0		
vs. IVY LEAGUE	2-0	1-0	
vs. MID AMERICAN	0-1	0-1	
vs. METRO ATLANTIC	-		
vs. MCC	-		
vs. MID EASTERN ATHLETIC	-		
vs. MOUNTAIN WEST	-		
vs. NEC	2-0	1-0	
vs. OHIO VALLEY	-		
vs. PATRIOT	2-1	2-0	
vs. SEC	0-2		
vs. SOUTHLAND	-		
vs. SOUTHERN	-		
vs. SUN BELT	-		



21st BIG TEN SEASON

Penn State will open its 21st season of Big Ten Conference play with a road games at Wisconsin (Jan. 3). It marks the fourth straight season Penn State will open the Big Ten with a road game. Penn State posted a 4-12 mark during the Big Ten regular season in 2011-12 to finish in a tie for 11th place. Penn State has posted a .500 or better record in Big Ten play five times. Penn State has finished fourth in the Big Ten regular season twice in the last four seasons. Penn State's best Big Ten finish came in 1996 as the Lions went 12-6 to finish second in the conference.

IN THE BIG TEN STAT RANKINGS

INDIVIDUAL (Dec. 13)

SCORING: **OVERALL** **Big Ten**

Jermaine Marshall 6th, 15.1

D.J. Newbill 7th, 14.9

REBOUNDING:

Ross Travis 2nd, 8.1

D.J. Newbill 19th, 5.7

ASSISTS

D.J. Newbill 8th, 3.8

FREE THROW %:

-

BLOCKED SHOTS:

Jon Graham 13th, 1.2

STEALS:

Jermaine Marshall 3rd, 2.2

3-POINTERS MADE:

Jermaine Marshall 12th, 1.8

ASSIST TO TURNOVER:

D.J. Newbill 14th, 1.0

OFFENSIVE REBOUNDS:

Ross Travis 4th, 3.0

DEFENSIVE REBOUNDS:

Ross Travis 6th, 5.1

MINUTES PLAYED:

D.J. Newbill 1st, 35.6

Jermaine Marshall 4th, 34.9

Ross Travis 6th, 34.3

TEAM RANKINGS

SCORING OFFENSE: 12th, 61.0

SCORING DEFENSE: 12th, 66.2

FREE THROW %: 8th, 68.4

FIELD GOAL %: 12th, 39.0

FIELD GOAL% DEFENSE: 12th, 43.6

3-POINT FG % : 12th, 26.3

3-POINT FG % DEFENSE: 12th, 39.1

REBOUNDING OFFENSE: 11th, 35.7

REBOUNDING DEFENSE: 1th, 31.3

REBOUNDING MARGIN: 9th, +4.3

ASSISTS: 12th, 8.6

BLOCKED SHOTS: 11th, 2.7

STEALS: 8th, 6.6

TURNOVER MARGIN: 10th, -0.1

ASSIST TO TURNOVER: 12th, 0.6

OFFENSIVE REBOUNDS: 7th, 12.7

OFFENSIVE REBOUND %: 10th, 34.8

DEFENSIVE REBOUNDS: 12th, 23.0

DEFENSIVE REBOUNDS %: 2nd, 75.3

3-POINT FG MADE: 10th, 5.0

GREAT GRAD RATE

Coach Patrick Chambers' Nittany Lions ranked second in the Big Ten with a Graduation Success Rate (GSR) of 92 percent, 24 percent higher than the national average (68%), according to statistical information released by the National Collegiate Athletic Association (NCAA). The NCAA's annual study of institutions nationwide revealed that Penn State student-athletes at the University Park campus earned a GSR of 88 percent compared to the 80 percent average for all Division I institutions for students entering from 2002-03 through 2005-06. The 88 percent figure was third to Northwestern (97) and Illinois (89) among Big Ten Conference institutions. Penn State basketball's NCAA four-year Academic Progress Rate (APR) score of 995 through 2009-10 tied for the best among men's basketball teams in the Big Ten and was well above the national average of 945. Penn State and Michigan State tied for the Big Ten's highest APR figure, marking the fourth consecutive year the Nittany Lions ranked among the top three in the Big Ten. The four-year federal graduation rate average for University Park student-athletes was 78 percent, second to Northwestern (88) among Big Ten schools, and significantly above the 64 percent Division I average.

CHAMBERS LEADS COACHES VS CANCER:

Patrick Chambers immediately embraced the mantle of leadership of Coaches vs. Cancer-Penn State, now embarking on its 18th year, when he took over the Nittany Lion program.

- CVC-Penn State has raised nearly \$2 million in the last 17 years to fight cancer and help support those affected by the disease.

- The organization raised over \$200,000 for the third-straight year in 2011-12 and has raised more than \$175,000 each of the last six years ranking it among the top 10 CVC organizations in the nation.

- CVC-Penn State has grown from an annual golf tournament started in the summer of 1996 to a year-round schedule of seven events, which includes the the Coaches Vs. Cancer Celebrity Golf Tournament, CVC Reverse Car Drawing, CVC "Band Together" Day, Spikes Fest, CVC 5k Fun Run/Walk and State College Brew Expo.

- CVC-Penn State keeps a portion of the money raised in the Centre Region to provide direct assistance through the Bob Perks Fund (BPF). CVC has donated more than \$35,000 to BPF each of the last four years and more than \$190,000 total. Funds are also donated directly to the American Cancer Society.

PENN STATE RADIO NETWORK

In his 31st season, Steve Jones handles the play-by-play for Nittany Lion basketball and is joined by nationally respected Philadelphia Daily News sports-writer Dick Jerardi. Broadcasts begin 30 minutes prior to tipoff with the "Patrick Chambers Pregame Show." Game telecasts as well as "The Nittany Lion Hotline" call-in show, which airs each Thursday during basketball season, can both also be heard via GoPSUsports.com

WEAB (790 AM)	Allentown/Bethlehem/Easton
WVAM (1430 AM)	Altoona
WILK (103.1 FM)	Avoca
WAYC (1600 AM)	Bedford
WISR (680 AM)	Butler**
WCPA (900 AM)	Clearfield
WZDB (95.9 FM)	DuBois/Sykesville
WPSE (1450 AM)	Erie
WFRA (1450 AM)	Franklin
WGET (1320 AM)	Gettysburg
WHVR (1280 AM)	Hanover**
WTPA (92.1 FM)	Harrisburg
ESPN RADIO (1400 AM)	Harrisburg
ESPN RADIO (95.3 FM)	Harrisburg
WKZN (1300 AM)	Hazleton
WLAK (103.5 FM)	Huntingdon
WLPA (1490 AM)	Lancaster
WNPV (1440 AM)	Lansdale
WLBK (1270 AM)	Lebanon
WMRF (95.7 FM)	Lewiston
WMGW (1490 AM)	Meadville
WJST (1280 AM)	New Castle/Sharon**
WVNJ (1160 AM)	New York Metro**
WBYB (96.7 FM)	Olean, NY
WNTP (990 AM)	Philadelphia
WFIL (560 AM)	Philadelphia
KQV (1410 AM)	Pittsburgh
WPPA (1360 AM)	Pottsville
WRWA (1340 AM)	Reading
WBZU (910 AM)	Scranton
WBYB (95.3 FM)	Smethport
WQWK (1450 AM)	State College
WKOK (1070 AM)	Sunbury
WTIV (1230 AM)	Titusville
WTZN (1310 AM)	Troy
WTRN (1304 AM)	Tyrone
WTRN (100.7 FM)	Tyrone
WNBT (104.5 FM)	Wellsboro
WNBC (92.3 FM)	Wellsboro/Mansfield
WILK (980 AM)	Wilkes-Barre
WRAC (1400 AM)	Williamsport
WRKK (1200 AM)	Williamsport/Hughesville
WGLD (1440 AM)	York/Red Lion
WJST (1280 AM)	Youngstown, Ohio

** Carries only partial schedule

LIONS PLAYING PROFESSIONALLY: All four senior starters from Penn State's 2011 NCAA Tournament team are currently playing professionally in Europe or South America. Penn State currently has 13 former players active in pro leagues around the world, nine of which have graduated in the last five years.

Nittany Lions Currently Playing Professionally

Player (year graduated or left PSU)	Team	Country	League
Cammeron Woodyard (2012)	Basquetbol Ancud	Chile	Chile-Liga Nacional
Talor Battle (2011)	Upea Capo D'Orlando	Italy	Italian Lega 2
Jeff Brooks (2011)	Mapooro Cantu	Italy	Italian Serie A
David Jackson (2011)	Thor Thorl	Iceland	Iceland-Dominos
Andrew Jones (2011)	Ilysiakos Athens	Greece	Greece-A1
Jamelle Cornley (2009)	Rain or Shine	Philippines	Philippines-PBA
Stanley Pringle (2009)	Indonesia Warriors	Indonesia	Indonesia-NBL
Brandon Hassell (2008)	Summerside Storm	Canada	Canada-NBL
Joonas Suotamo (2008)	Espoo Basket	Finland	Finland-1st Division
David "Mooch" Jackson (2007)	GEOR Indalo	Argentina	Argentina-LigaA
Jan Jagla (2004)	FC Bayern Muenchen	Germany	Germany-1.Bundesliga
Tyler Smith (2002)	Tohigi Brex	Japan	Japan-JBL
Joe Crispin (2001)	Unsigned Free Agent		



HIGHS & LOWS UNDER CHAMBERS

PENN STATE

	TEAM GAME HIGHS		TEAM GAME LOWS		INDIVIDUAL GAME HIGHS	
POINTS	82	INDIANA (1/8/12)	46	WISCONSIN (1/31/12)	30	Frazier, Tim at Nebraska (1/11/12)
FIELD GOALS MADE	29	vs. Army (12/8/12)	17	3X, last vs. St. Francis (11/9/12)	10	3X, Marshall, Jermaine vs MICHIGAN (3/4/12)
FIELD GOAL ATTEMPTS	71	at Saint Joseph's (11/26/11)	42	vs. PENN (12/1/12)	24	Frazier, Tim vs Indiana (B1G) (3/8/12)
FIELD GOAL %	.565 (26-46)	YOUNGSTOWN ST. (11/23/11)	.268 (19-71)	at Saint Joseph's (11/26/11)	1.000 (7-7)	Borovnjak, Sasa vs MISSISSIPPI (12/4/11)
3 PT FG MADE	11	YOUNGSTOWN ST. (11/23/11)	2	WISCONSIN (1/31/12)	7	Oliver, Billy vs PURDUE (1/5/12)
3 PT FG ATTEMPTS	29	at Iowa (2/4/12)	10	2X, last WISCONSIN (1/31/12)	11	2X, Colella, Nick vs NEBRASKA (2/11/12)
3 PT FG %	.500 (11-22)	YOUNGSTOWN ST. (11/23/11)	.125 (3-24)	2X, last vs. St. Francis (11/9/12)	1.000 (3-3)	Woodyard, Cammeron vs CORNELL (12/21/11)
FT MADE	28	vs. St. Francis (11/9/12)	2	at Saint Joseph's (11/26/11)	.636 (7-11)	Oliver, Billy vs PURDUE (1/5/12)
FT ATTEMPTS	32	vs. St. Francis (11/9/12)	7	2X, last at Iowa (2/4/12)	17	Frazier, Tim vs SAINT FRANCIS (11/9/12)
FT %	.875 (28-32)	vs. St. Francis (11/9/12)	.286 (2-7)	at Saint Joseph's (11/26/11)	1.000 (9-9)	Frazier, Tim at Nebraska (1/11/12)
REBOUNDS	47	LAFAYETTE (12/07/11)	17	at Purdue (2/29/12)	.944 (17-18)	Frazier, Tim vs. St. Francis (11/9/12)
ASSISTS	17	LONG ISLAND (11/16/11)	4	vs. N.C. State (11/15/12)	13	Travis, Ross vs. BOSTON COLL (11/28/12)
STEALS	15	HARTFORD (11/12/11)	1	at Indiana (1/22/12)	11	Frazier, Tim vs YOUNGSTOWN St. (11/23/11)
BLOCKED SHOTS	8	vs Indiana (B1G) (3/8/12)	0	3X, last at La Salle (12/5/12)	6	Frazier, Tim at Nebraska (1/11/12)
TURNOVERS	23	at Duquesne (12/10/11)	5	at Wisconsin (2/19/12)	3	4X, Jon Graham vs PENN (12/1/12)
FOULS	29	MINNESOTA (1/15/12)	11	YOUNGSTOWN ST. (11/23/11)	7	Frazier, Tim at Boston College (11-30-11)

OPPONENT

	TEAM GAME HIGHS		TEAM GAME LOWS		INDIVIDUAL GAME HIGHS	
POINTS	88	INDIANA (1/8/12)	43	MOUNT ST. MARY'S (12/18/11)	29	Duren, Tyreek at La Salle (12/5/12)
FIELD GOALS MADE	28	KENTUCKY (11/19/11)	14	SOUTH FLORIDA (11/20/11)	11	Hardaway, Jr., Tim at Michigan (12/29/11)
FIELD GOAL ATTEMPTS	61	YOUNGSTOWN St. (11/23/11)	38	MINNESOTA (1/15/12)	18	Hardaway, Jr., Tim at Michigan (12/29/11)
FIELD GOAL %	.595 (25-42)	MICHIGAN (3/4/12)	.319 (15-47)	PURDUE (1/5/12)	.875 (7-8)	Zeller, Cody at Indiana (1/22/12)
3 PT FG MADE	16	2X, last at La Salle (12/5/12)	3	MOUNT ST. MARY'S (12/18/11)	7	2X, Hulls, Jordan vs INDIANA (1/8/12)
3 PT FG ATTEMPTS	31	at La Salle (12/5/12)	10	MINNESOTA (1/15/12)	12	ALLEN, Blake vs YOUNGSTOWN ST. (11/23/11)
3 PT FG %	.667 (16-24)	INDIANA (1/8/12)	.176 (3-17)	MOUNT ST. MARY'S (12/18/11)	1.000 (3-3)	2X, Teague, Marquis vs KENTUCKY (11/19/11)
FT MADE	33**	MINNESOTA (1/15/12)	5	RADFORD (11/14/11)	.777 (7-9)	Hulls, Jordan vs INDIANA (1/8/12)
FT ATTEMPTS	44	MINNESOTA (1/15/12)	8	RADFORD (11/14/11)	15	Hanlan, Olivier vs. BOSTON COLL (11/28/12)
FT %	1.000 (9-9)	YOUNGSTOWN ST. (11/23/11)	.563 (9-16)	HARTFORD (11/12/11)	19	Hanlan, Olivier vs. BOSTON COLL (11/28/12)
REBOUNDS	45	2X, last vs. Indiana (B1G) (3/8/12)	21	NEBRASKA (2/11/12)	13	Sullinger, Jared at Ohio State (1/25/12)
ASSISTS	21	at Purdue (2/29/12)	4	SOUTH FLORIDA (11/20/11)	9	Delaney, Rob vs LAFAYETTE (12/07/11)
STEALS	11	at Duquesne (12/10/11)	2	at Saint Joseph's (11/26/11)	5	Holloway, Murphy vs MISSISSIPPI (12/4/11)
BLOCKED SHOTS	12	at Saint Joseph's (11/26/11)	1	Providence (11/16/12)	5	Sampson III, Ralph vs MINNESOTA (1/15/12)
TURNOVERS	26	HARTFORD (11/12/11)	4	at La Salle (12/5/12)	6	Cancer, Galal vs CORNELL (12/21/11)
FOULS	29	CORNELL (12/21/11)	11	at Wisconsin (2/19/12)		



2012-13 SEASON HIGHS & LOWS

PENN STATE

	TEAM GAME HIGHS		TEAM GAME LOWS		INDIVIDUAL GAME HIGHS	
POINTS	78	ARMY (12/8/12)	55	2X, last vs. Providence (11/16/12)	25	Jermain Marshall vs. B.C. (11/28/12)
FIELD GOALS MADE	29	ARMY (12/8/12)	17	ST FRANCIS (11/9/12)	8	2X, last Marshall vs. B.C. (11/28/12)
FIELD GOAL ATTEMPTS	60	vs. N.C. State (11/16/12)	45	PENN (12/1/12)	20	Tim Frazier vs. N.C. State (11/16/12)
FIELD GOAL %	.509 (29-57)	ARMY (12/8/12)	.317 (19-60)	vs N.C. State (11/16/12)	.615 (8-13)	Jermaine Marshall vs. B.C. (11/28/12)
3 PT FG MADE	7	3X last ARMY (12/8/12)	3	2X, last N.C. State (11/16/12)	4	Brandon Taylor vs. BUCKNELL (11/23/12)
3 PT FG ATTEMPTS	24	ST FRANCIS (11/9/12)	12	at La Salle (12/5/12)	12	Jermaine Marshall vs. Providence (11/16/12)
3 PT FG %	.368 (7-19)	2X last ARMY (12/8/12)	.125 (3-24)	ST FRANCIS (11/9/12)	.667 (2-3)	3X last D.J. Newbill vs. BUCKNELL (11/28/12)
FT MADE	28	vs. ST FRANCIS (11/9/12)	9	BUCKNELL (11/23/12)	17	Frazier, Tim vs SAINT FRANCIS (11/9/12)
FT ATTEMPTS	32	vs. St. Francis (11/9/12)	17	2X, last at La Salle (12/5/12)	18	Frazier, Tim vs SAINT FRANCIS (11/9/12)
FT %	.875 (28-32)	vs. St. Francis (11/9/12)	.450 (9-20)	BUCKNELL (11/23/12)	.944 (17-18)	Frazier, Tim vs. St. Francis (11/9/12)
REBOUNDS	41	ARMY (12/8/12)	29	Akron (11/18/12)	13	Travis, Ross vs. BOSTON COLL (11/28/12)
ASSISTS	13	ARMY (12/8/12)	4	N.C. State (11/16/12)	7	2X last D.J. Newbill vs. BUCKNELL (11/23/12)
STEALS	11	vs. Providence (11/16/12)	2	at La Salle (12/5/12)	4	4X last Marsh all vs. ARMY (12/8/12)
BLOCKED SHOTS	5	vs. B.C. (11/28/12)	0	at La Salle (12/5/12)	3	Jon Graham vs PENN (12/1/12)
TURNOVERS	17	2X last ARMY (12/8/12)	8	BUCKNELL (11/23/12)	6	D.J. Newbill vs. Boston College (11/28/12)
FOULS	26	B.C. (11/28/12)	18	N.C. State (11/16/12)		

OPPONENT

	TEAM GAME HIGHS		TEAM GAME LOWS		INDIVIDUAL GAME HIGHS	
POINTS	85	vs. Akron (11/18/12)	47	PENN (12/1/12)	29	Tyreek Duren, La Salle (12/5/12)
FIELD GOALS MADE	27	vs. Akron (11/18/12)	15	Providence (11/16/12)	9	2X, last Tyreek Duren, La Salle (12/5/12)
FIELD GOAL ATTEMPTS	52	vs. N.C. State (11/16/12)	41	BUCKNELL (11/23/12)	17	LaDontae Henton, Providence (11/16/12)
FIELD GOAL %	.563 (27-48)	vs. Akron (11/18/12)	.333 (15-45)	Providence (11/16/12)	.750 (9-12)	T.J. Warren, N.C. State (11/16/12)
3 PT FG MADE	16	La Salle (12/5/12)	5	3X last Providence (11/16/12)	4	2X, last Tyreek Duren, La Salle (12/5/12)
3 PT FG ATTEMPTS	31	La Salle (12/5/12)	16	3X last Akron (11/18/12)	10	LaDontae Henton, Providence (11/16/12)
3 PT FG %	.516 (16-31)	La Salle (12/5/12)	.227 (5-22)	PENN (12/1/12)	1.000 (3-3)	Rodney Purvis, N.C. State (11/16/12)
FT MADE	27	B.C. (11/28/12)	6	PENN (12/1/12)	15	Olivier Hanlan, Boston College (11/28/12)
FT ATTEMPTS	36	B.C. (11/28/12)	10	PENN (12/1/12)	19	Hanlan, Olivier vs. BOSTON COLL (11/28/12)
FT %	.800 (20-25)	BUCKNELL (11/23/12)	.600 (6-10)	PENN (12/1/12)	1.000 (4-4)	2X, Brian Walsh, Akron (11/18/12)
REBOUNDS	38	B.C. (11/28/12)	22	ST FRANCIS (11/9/12)	12	Mike Muscala, Bucknell (11/23/12)
ASSISTS	16	La Salle (12/5/12)	6	Providence (11/16/12)	4	5X, last Duren & Galloway, La Salle (12/5/12)
STEALS	8	3X last B.C. (11/28/12)	3	BUCKNELL (11/23/12)	3	4X, last Jamal Lewis, Penn (12/1/12)
BLOCKED SHOTS	9	Akron (11/18/12)	1	3X last Providence (11/16/12)	6	Zeke Marshall, Akron (11/18/12)
TURNOVERS	21	Providence (11/16/12)	4	at La Salle (12/5/12)	7	Josh Fortune, Providence (11/16/12)
FOULS	26	PENN (12/1/12)	17	2X, last at La Salle (12/5/12)		

**Big Ten opponent record



2012-13 PENN STATE RESULTS

DATE	RANK	RANK	W/L	SCORE	RECORD	PSU HIGH SCORER	OPP HIGH SCORER	HIGH REBS	HIGH ASST	ATTENDANCE
11/9	ST. FRANCIS		W	65-68	1-0	Frazier (23)	Jackson (19)	Travis (10)	Frazier (6)	7,329
11/15	vs. N.C. State	6	L	72-55	1-1	Frazier (23)	Warren (22)	Graham (10)	Frazier (2)	4,224
11/16	vs. Providence		W	55-52	OT2-1	Frazier (19)	Batts (17)	Frazier (9)	Frazier (7)	4,224
11/18	vs. Akron		L	80-65	2-2	Newbill (20)	Marshall (17)	Travis (10)	Newbill (5)	4,224
11/23	BUCKNELL		W	60-57	3-2	Marshall (17)	Johnson (18)	Travis (8)	Newbill (7)	7,713
11/28	BOSTON COLLEGE		L	73-61	3-3	Marshall (25)	Hanlan (22)	Travis (13)	Newbill (3)	6,889
12/1	PENN		W	58-47	4-3	Marshall (18)	Hicks (10)	Travis (8)	Newbill (5)	7,806
12/5	@La Salle		L	57-82	4-4	Marshall (19)	Duren (29)	Travis (9)	Newbill (5)	4,382
12/8	ARMY		W	78-70	5-4	Newbill (19)	Ellis (23)	Travis (10)	Newbill (5)	7,247

DOUBLE-FIGURES

POINTS	12-13	CAREER	CONSECUTIVE
Frazier	3	43	-
Marshall	7	28	5
Newbill	8	21	6
Travis	4	9	2
Taylor	4	4	1
Borovnjak	-	2	-
Colella	-	2	-
Graham	-	2	-

REBOUNDS	12-13	CAREER
Newbill	-	6
Travis	3	3
Frazier	-	3
Graham	1	2

ASSISTS	12-13	CAREER
Frazier	-	3

DOUBLE-DOUBLES

	12-13	CAREER	CONSECUTIVE
Frazier	-	5	-
Last: 23 pts, 10 rebs vs. NEBRASKA (2/11/12)			
Newbill	-	6	-
Last: 15 pts, 16 rebs vs. UTEP (2/16/11)**			
Travis	2	2	-
Last: 14 pts, 10 rebs vs. Army (12/8/12)			

20-POINT GAMES

	12-13	CAREER	CONSECUTIVE
Frazier	2	20	-
Last: 23 pts vs. N.C. State (11/15/12)			
Marshall	1	5	-
Last: 25 pts vs. BOSTON COLLEGE (11/28/12)			
Newbill	2	2	-
Last: 22 pts vs. BOSTON COLLEGE (11/28/12)			

30-POINT GAMES

	12-13	CAREER	CONSECUTIVE
Frazier	-	1	-
Last: 30 pts at Nebraska (1/11/12)			

2012-13 RECORD

	OVERALL	HOME	AWAY	NEUTRAL
ALL GAMES	5-4	4-1	0-1	1-2
CONFERENCE	-			
NON-CON	5-4	4-1	0-1	1-2
TOURNAMENT	1-2			1-2

SCORE BY PERIODS

	1ST	2ND	OT	2OT	TOTAL
PENN STATE	247	290	12		549
OPPONENTS	244	343	9		596

MARGINS OF VICTORY

	1	2	3	4	5	6	7	8	9	10	11	12	13	14	15+
						1	1			1					
LARGEST:	11 vs. Penn (12/1/12)														

MARGINS OF DEFEAT

	1	2	3	4	5	6	7	8	9	10	11	12	13	14	15+
													1		3
LARGEST:	25, 2X at La Salle (12/5/12) & vs. Akron (11/18/12)														

LARGEST NON-CON LEAD: 15 (1st) vs. Army
LARGEST NON-CON DEFICIT: 28 (2nd) vs. Akron
LARGEST BIG TEN LEAD: -
LARGEST BIG TEN DEFICIT: -
LARGEST DEFICIT OVERCOME TO WIN: 10 (2nd) vs. Providence
LARGEST BIG TEN DEFICIT OVERCOME TO WIN: -

2012-13 ATTENDANCE

	G	TOTAL	HIGH	AVERAGE
HOME	5	36,264	7,329	7,253
NEUTRAL	3	12,672	4,224	4,224
AWAY	1	4,382	4,382	4,382
TOTAL	9	53,318	7,329	5,924

LED PENN STATE IN:

POINTS	11-12	12-13	CAREER
Frazier	25	3	31
Marshall	3	4	7
Newbill		2	2

REBOUNDS	11-12	12-13	CAREER
Frazier	7	1	16
Travis	8	7	15
Marshall	7		7
Graham	7	1	7
Borovnjak	2		2

ASSISTS	11-12	12-13	CAREER
Frazier	32	3	70
Newbill		6	6
Marshall	2		2
Travis	2		2
Borovnjak	1		1
Colella	1		1

STEALS	11-12	12-13	CAREER
Frazier	21	3	48
Marshall	7	4	16
Travis	5		5
Colella	2	1	3
Graham	3		3
Borovnjak	2		2
Newbill		2	2

BLOCKS	11-12	12-13	CAREER
Graham	10	5	15
Marshall	8	1	9
Frazier	4		7
Borovnjak	5	1	6
Travis	3	1	4
Taylor		1	1
Colella	1		1



2012-13 GAME-BY-GAME STATISTICS

OPPONENT	DATE	TOTAL		3-POINT				REBOUNDS				PF	ASST	TO	BLK	STL	POINTS
		SCORE	W/L	FG-FGA	PCT	FG-FGA	PCT	FT-FTA	PCT	OFF-DEF	TOTAL						
PENN STATE	11/9	65	W	17-47	.362	3-24	.125	28-32	.875	13-25	38	23	8	17	3	6	65
ST. FRANCIS		58		21-45	.467	7-19	.368	9-14	.643	2-20	22	23	8	16	1	4	58
PENN STATE	11/15	55	L	19-60	.317	3-19	.158	14-17	.824	14-22	36	18	4	13	1	8	55
vs. N.C. State		72		26-52	.500	8-16	.500	12-18	.667	7-29	36	16	12	14	1	8	72
PENN STATE	11/16	55	W	20-53	.377	4-21	.190	11-19	.579	16-19	35	21	10	16	3	11	55
vs. Providence		52		15-45	.333	5-16	.313	17-24	.708	14-21	35	19	6	21	1	8	52
PENN STATE	11/18	60	L	20-55	.364	7-21	.333	13-20	.650	15-14	29	24	8	13	1	5	60
vs. Akron		85		27-48	.563	8-16	.500	23-31	.742	10-25	35	21	14	10	9	7	85
PENN STATE	11/23	60	W	22-57	.386	7-19	.368	9-20	.450	14-24	38	19	9	8	3	8	60
BUCKNELL		57		16-41	.390	5-18	.278	20-25	.800	3-28	31	19	7	13	5	3	57
PENN STATE	11/28	61	L	19-53	.358	6-20	.300	17-25	.680	9-24	33	26	6	13	5	6	61
BOSTON COLLEGE		73		19-45	.422	8-18	.444	27-36	.750	8-30	38	22	13	12	3	8	73
PENN STATE	12/1	58	W	18-42	.429	5-15	.333	17-23	.739	9-25	34	19	9	11	4	6	58
PENN		47		18-51	.353	5-23	.217	6-10	.600	12-18	30	26	12	16	2	4	47
PENN STATE	12/5	57	L	22-50	.440	3-12	.250	10-17	.588	11-25	36	21	11	11	0	2	57
@La Salle		82		24-49	.490	16-31	.516	18-24	.750	5-22	27	17	16	4	2	5	82
PENN STATE	12/8	78	W	29-57	.509	7-19	.368	13-20	.650	11-30	41	21	13	17	3	7	78
ARMY		70		21-54	.389	10-28	.357	18-24	.750	7-20	27	20	15	15	2	7	70



#1 • AKOSA MADUEGBUNAM

Fr. • GUARD • 6-1 • 200
 BOSTON, MASS. • CHARLESTOWN HS/WINCHENDON SCHOOL
 UNDECIDED



NOTABLE/CAREER HIGHLIGHTS

- Name pronounced: ugh-COE-sa MAD-a-WAY-boo-nam
- Owns a team-best 35-inch vertical
- Parents immigrated to the United States from Nigeria in 1987
- O

2012-13 SEASON HIGHLIGHTS

- Saw the first action of his career with six minutes vs. Akron in the Puerto Rico Tip-Off.

CAREER HIGHS

POINTS:	-
REBOUNDS:	1
	at La Salle (12/5/12)
ASSISTS:	-
STEALS:	-
BLOCKS:	-
MINUTES:	6
	vs. Akron (11/18/12)
FIELD GOALS:	-
FG ATTEMPTS:	1
	vs. Boston College (11/28/12)
FG PERCENTAGE:	-
3-POINTERS:	-
3PT ATTEMPTS:	1, 2X
	last at La Salle (12/5/12)
3PT PERCENTAGE:	-
FREE THROWS:	-
FT ATTEMPTS:	-
FT PERCENTAGE:	-

PERSONAL FILE

BIRTHDAY: Nov. 29, 1992
FAMILY: Gina (mother), Judy (sister),
 Duby (brother), Ofili (father) passed
 away in 2002

2012-13 GAME-BY-GAME

OPPONENT	DATE	GS	MIN	TOTAL		3-POINT		FREE THROWS		REBOUNDS		PF	A	TO	BLK	STL	PTS
				FG-FGA	PCT	FG-FGA	PCT	FT-FTA	PCT	O-D	TOTAL						
ST. FRANCIS	11/9		DNP														
vs. N.C. State	11/15		DNP														
vs. Providence	11/16		DNP														
vs. Akron	11/18	6	0-0	.000	0-0	.000	0-0	.000	0-0	0	0	0	0	0	0	0	0
BC	11/28	1	0-1	.000	0-1	.000	0-0	.000	0-0	0	0	0	0	0	0	0	0
PENN	12/1	5	0-0	.000	0-0	.000	0-0	.000	0-0	0	0	0	0	0	0	0	0
@La Salle	12/5	3	0-1	.000	0-1	.000	0-0	.000	1-0	1	0	0	0	0	0	0	0
ARMY	12/8	1	0-0	.000	0-0	.000	0-0	.000	0-0	0	0	0	0	0	0	0	0

CAREER STATISTICS

Season	gp-gs	min/avg	Total		3-Point		F-Throws		Rebounds				Scoring							
			fg-fga	pct	fg-fga	pct	ft-fta	pct	off	def	tot	avg	pf	fo	ast	to	blk	stl	pts	avg
2012-13	5-0	16/3.2	0-2	.000	0-2	.000	0-0	.000	1	0	1	0.2	0	0	0	0	0	0	0	0
TOTAL	5-0	16/3.2	0-2	.000	0-2	.000	0-0	.000	1	0	1	0.2	0	0	0	0	0	0	0	0



#2 • D.J. NEWBILL

RS-So. • GUARD • 6-4 • 205

PHILADELPHIA, PA. • STRAWBERRY MANSION HS • SOUTHERN MISSISSIPPI UNDECIDED



CAREER HIGHS

POINTS:	22
	vs. BC (11/28/12)
REBOUNDS:	16
	vs. UTEP (2/16/11)*
ASSISTS:	7
	vs. Bucknell (11/23/12)
STEALS:	4
	vs. Penn (12/1/12)
BLOCKS:	2
	vs. St. Louis (12/23/10)*
MINUTES:	40, 2X
	last at La Salle (12/5/12)
FIELD GOALS:	8
	vs. Akron (11/18/12)
FG ATTEMPTS:	18
	vs. Bucknell (11/23/12)
FG PERCENTAGE:	.875 (7-8)
	vs. UCF (1/15/11)*
3-POINTERS:	2, 2X
	last vs. BC (11/28/12)
3PT ATTEMPTS:	7
	vs. St. Francis (11/9/12)
3PT PERCENTAGE:	1.000 (2-2)
	vs. Spring Hill (11/27/10)*
FREE THROWS:	9
	vs. St. Francis (11/9/12)
FT ATTEMPTS:	11
	vs. BC (11/28/12)
FT PERCENTAGE:	1.000 (5-5)
	vs. Alcorn State (12/1/10)

* At Southern Mississippi

PERSONAL FILE

BIRTHDAY: May 22, 1992
FAMILY: Towanda Roach (mother),
 passed away Sept. 15, 2012;
 Dominic (brother), Dante (brother),
 Diamond (sister)

NOTABLE/CAREER HIGHLIGHTS

- Logged first career 20-point game (20) in a loss to Arkon in the Puerto Rico Tip-Off.
- Sat out last season after transferring from Southern Missisippi. Cut weight from 225 to 205 for 2012-13 season.
- A 2011 Conference USA All-Freshman Team selection at Southern Miss.
- Started all 32 games as a freshman at Southern Miss, ranked

third on the team in scoring (9.2) and second in rebounding (6.2) on team that went 22-10. Shot 53.5%, recorded six double-doubles and led team in rebounding 11 times.

■ Posted 15 points and 16 rebounds in win over UTEP.

■ --
 ■ --
 ■ --

2012-13 SEASON HIGHLIGHTS

■ Hit 9-of-10 at the foul line for 16 points and added seven rebounds in his Penn State debut, a 65-58 victory over St. Francis (11/9/12)

■ Was 6-of-12 from the floor for 13 points in a loss to No. 6 NC State.

■ Scored a career high 20 points and led Penn State with 5 assists while adding six boards while running the point for most of the game in place of an injured Tim Frazier in the Lions loss to Akron in Puerto Rico.

■ Made his first start at point guard vs. Bucknell and posted a career high seven assists to go with 10 points and seven rebounds in 37 minutes.

■ Scored a career-high 22 points on 2-of-3 from three and 8-of-11 from the foul line in a loss to Boston College.

■ Led Penn State with 19 points and added six rebounds and five assists in a win over Army.

■ --
 ■ --
 ■ --
 ■ --
 ■ --
 ■ --

2012-13 GAME-BY-GAME

OPPONENT	DATE	GS	TOTAL			3-POINT		FREE THROWS		REBOUNDS		PF	A	TO	BLK	STL	PTS
			FG	FGA	PCT	FG	FGA	PCT	FT	FTA	PCT						
ST. FRANCIS	11/9	*	35	3-10	.300	1-7	.142	9-10	.900	2-5	7	2	1	4	0	1	16
vs. N.C. State	11/15	*	36	6-12	.500	1-3	.333	0-1	.000	2-1	3	3	1	5	0	2	13
vs. Providence	11/16	*	35	3-5	.600	0-1	.000	3-3	1.000	2-4	6	3	3	4	0	0	9
vs. Akron	11/18	*	34	8-17	.470	1-3	.333	3-7	.428	3-3	6	4	5	3	0	2	20
BUCKNELL	11/23	*	37	5-18	.278	0-2	.000	0-4	.000	2-5	7	1	7	4	1	0	10
BC	11/28	*	36	6-13	.462	2-3	.667	8-11	.727	0-5	5	5	3	6	0	1	22
PENN	12/1	*	31	5-10	.500	0-1	.000	3-5	.600	1-4	4	3	4	2	0	4	13
@La Salle	12/5	*	40	5-13	.385	0-1	.000	2-6	.333	1-5	6	2	5	2	0	0	12
ARMY	12/8	*	35	7-15	.467	0-2	.000	5-7	.714	2-4	6	2	5	4	0	1	19

CAREER STATISTICS

SEASON	GP	GS	MIN	AVG	TOTAL			3-POINT			REBOUNDS			OFF	DEF	TOTAL	AVG	PF	FO	A	TO	BLK	STL	PTS	AVG	
					FG	FGA	PCT	FG	FGA	PCT	FT	FTA	PCT													
2010-11 (S. Miss)	32	32	977	30.5	100	187	.535	6	14	.429	87	126	.690	97	102	199	6.2	89	2	52	60	3	24	293	9.2	
2011-12	REDSHIRT																									
2012-13	9	9	320	35.6	48	113	.425	5	23	.217	33	54	.611	15	36	51	5.7	25	1	34	34	1	11	134	14.9	
TOTAL	41	41	1297	31.6	148	300	.493	11	37	.297	120	180	.666	112	138	250	6.0	114	3	86	94	4	35	427	10.4	



#5 • DONOVON JACK

Fr. • FORWARD • 6-9 • 205
 READING, PA. • BERKS CATHOLIC
 UNDECIDED



NOTABLE/CAREER HIGHLIGHTS

- --
- --
- --
- --
- --
- --
- --

2012-13 SEASON HIGHLIGHTS

■ Scored his first career points with a three-point play in a loss at La Salle on Dec. 5.

- --
- --
- --
- --
- --

CAREER HIGHS

POINTS:	-
REBOUNDS:	1
	vs. N.C. State (11/15/12)
ASSISTS:	-
STEALS:	1
	vs. N.C. State (11/15/12)
BLOCKS:	-
MINUTES:	6
	vs. N.C. State (11/15/12)
FIELD GOALS:	1
	@ La Salle (12/5/12)
FG ATTEMPTS:	1, 2X
	@ La Salle (12/5/12)
FG PERCENTAGE:	-
3-POINTERS:	-
3PT ATTEMPTS:	-
3PT PERCENTAGE:	-
FREE THROWS:	1
	@ La Salle (12/5/12)
FT ATTEMPTS:	1
	@ La Salle (12/5/12)
FT PERCENTAGE:	-

2012-13 GAME-BY-GAME

OPPONENT	DATE	GS	MIN	TOTAL		3-POINT		FREE THROWS		REBOUNDS		PF	A	TO	BLK	STL	PTS
				FG-FGA	PCT	FG-FGA	PCT	FT-FTA	PCT	O-D	TOTAL						
ST. FRANCIS	11/9		DNP														
vs. N.C. State	11/15	6	0-0	.000	0-0	.000	0-0	.000	0-0	0-1	1	1	0	0	0	1	0
vs. Providence	11/16		DNP														
vs. Akron	11/18	2	0-1	.000	0-0	.000	0-0	.000	0-0	0	0	0	0	0	0	0	0
BC	11/28	2	0-0	.000	0-0	.000	0-0	.000	0-0	0	1	0	0	0	0	0	0
PENN	12/1	1	0-0	.000	0-0	.000	0-0	.000	0-0	0	0	0	0	0	0	0	0
@La Salle	12/5	5	1-1	1.000	0-0	.000	1-1	1.000	0-0	0	0	0	0	0	0	0	3
ARMY	12/8	6	0-1	.000	0-0	.000	0-0	.000	0-0	0	1	0	1	0	0	0	0

PERSONAL FILE

BIRTHDAY: Nov. 18, 1993
FAMILY: Donna (mother), Curt (father), Connor (brother), Casey (brother), Delaney (sister)
 Both his father and mother played collegiate basketball; Donna at Division I Manhattan College and Curt at Muhlenberg College.

CAREER STATISTICS

Season	gp-gs	min/avg	Total		3-Point		F-Throws		Rebounds				Scoring							
			fg-fga	pct	fg-fga	pct	ft-fta	pct	off	def	tot	avg	pf	fo	ast	to	blk	stl	pts	avg
2012-13	6-0	22/3.7	1-3	.333	0-0	.000	1-1	1.000	0	1	1	0.2	3	0	0	1	0	2	3	0.5
TOTAL	6-0	22/3.7	1-3	.333	0-0	.000	1-1	1.000	0	1	1	0.2	3	0	0	1	0	2	3	0.5



#10 • BRANDON TAYLOR

Fr. • FORWARD • 6-7 • 235
TABERNACLE, N.J. • TRENTON CATHOLIC
UNDECIDED

NOTABLE/CAREER HIGHLIGHTS

■ Made his first career start vs. Bucknell (11/23) and scored 16 points.

■ --

■ --

■ --

■ --

■ --

■ --

■ --

2012-13 SEASON HIGHLIGHTS

■ Scored his first career points logging two in 11 minutes of action vs. No. 6 N.C. State in Puerto Rico.

■ Posted a career high 10 points on 2-of-4 from three and added three rebounds and a block in 22 minutes of a loss to Akron in Puerto Rico.

■ Scored 16 points in just 20 minutes of action going 4-of-8 from three in his first career start vs. Bucknell (11/23)

■ Scored all 11 of his points in the first half, hitting 3-of-4 from three in the half to help the Lions to a 31-22 halftime lead vs. Penn. Added a career high seven rebounds.

■ Scored 14 points on 2-of-4 from three in a victory over Army

■ --

CAREER HIGHS

POINTS: 16

vs. Bucknell (11/23/12)

REBOUNDS: 7

vs. Penn (12/1/12)

ASSISTS: 1

vs. Akron (11/18/12)

STEALS: 1

vs. BC (11/28/12)

BLOCKS: 1, 3X

Last, vs. Army (12/8/12)

MINUTES: 31

vs. Penn (12/1/12)

FIELD GOALS: 6

vs. Bucknell (11/23/12)

FG ATTEMPTS: 11

vs. Bucknell (11/23/12)

FG PERCENTAGE: .666 (4-6)

vs. Akron (11/18/12)

3-POINTERS: 4

vs. Bucknell (11/23/12)

3PT ATTEMPTS: 8

vs. Bucknell (11/23/12)

3PT PERCENTAGE: .500 (4-8)

vs. Bucknell (11/23/12)

FREE THROWS: 1

vs. BC (11/28/12)

FT ATTEMPTS: 2

vs. BC (11/28/12)

FT PERCENTAGE: .500

vs. BC (11/28/12)

PERSONAL FILE

BIRTHDAY: Aug. 1, 1994

FAMILY: Audrey (mother), Byron (father), Jayson (brother).

His cousin, Tiffany Stansbury, was a two-time All-ACC selection at N.C.

State. His uncle, Terence Stansbury, played at Temple and three seasons in the NBA.

2012-13 GAME-BY-GAME

OPPONENT	DATE	GS	MIN	TOTAL		3-POINT		FREE THROWS		REBOUNDS		PF	A	TO	BLK	STL	PTS
				FG-FGA	PCT	FG-FGA	PCT	FT-FTA	PCT	O-D	TOTAL						
ST. FRANCIS	11/9		5	0-2	.000	0-1	.000	0-0	.000	1-1	2	1	0	0	0	0	0
vs. N.C. State	11/15		11	1-3	.333	0-2	.000	0-0	.000	1-1	2	4	0	0	0	0	2
vs. Providence	11/16		18	2-3	.666	0-0	.000	0-0	.000	1-1	2	2	0	1	1	0	4
vs. Akron	11/18		22	4-6	.666	2-4	.500	0-0	.000	1-2	3	3	1	1	1	0	10
BUCKNELL	11/23	*	20	6-11	.545	4-8	.500	0-0	.000	0-3	3	4	0	1	0	0	16
BC	11/28	*	23	1-2	.500	0-1	.000	1-2	.500	0-2	2	5	0	1	0	1	3
PENN	12/1	*	31	3-7	.429	3-6	.500	2-2	1.000	1-6	7	3	0	2	0	0	11
@ La Salle	12/5	*	15	1-4	.250	1-4	.250	0-0	.000	1-4	5	2	1	2	0	0	3
ARMY	12/8	*	26	5-10	.500	2-4	.500	2-2	1.000	1-3	4	3	0	1	1	0	14

CAREER STATISTICS

Season	gp-gs	min/avg	Total		3-Point		F-Throws		Rebounds				Scoring							
			fg-fga	pct	fg-fga	pct	ft-fta	pct	off	def	tot	avg	pf	fo	ast	to	blk	stl	pts	avg
2012-13	9-5	171/19.0	23-48	.479	12-30	.400	5-6	.833	7	23	30	3.3	27	1	2	9	3	1	63	7.0
TOTAL	9-5	171/19.0	23-48	.479	12-30	.400	5-6	.833	7	23	30	3.3	27	1	2	9	3	1	63	7.0



#11 • JERMAINE MARSHALL

RS-Jr. • GUARD • 6-4 • 205
 ETTERS, PA. • RED LAND
 HUMAN DEVELOPMENT & FAMILY STUDIES



NOTABLE/CAREER HIGHLIGHTS

- Posted a career-best streak of 7-STRAIGHT double-figure scoring games in Big Ten play last year.
- 20 double-digit scoring games in 2011-12, including career-high 27 in final regular season game vs. Michigan.
- FOUR 20-point games in 2011-12
- SECOND leading scorer on team (10.9 ppg) in 2011-12
- Led team with 43 threes, second with 32 steals in 2011-12.
- Missed senior year of high school with a torn patella tendon.
- Redshirted freshman season as he rehabbed the knee injury and added 15 pounds of muscle.
- --
- --

2012-13 SEASON HIGHLIGHTS

- Posted 11 points and eight rebounds in a loss to No. 6 N.C. State in Puerto Rico.
- Led the team with 17 points, 15 in the second half, in a 60-57 come-from-behind victory over Bucknell.
- Led Penn State with 25 points, including 11 in a late 18-1 run that cut a 20-point lead to three, in a loss to Boston College.
- Led Penn State with 18 points on 9-of-10 from the free throw line, equaling a career most free throws made.
- Led Penn State in scoring for the fourth straight game with 19 points vs. La Salle.
- Posted career highs with four assists and four steals and added 16 points while spending a great deal of time a point guard in a win over Army.

CAREER HIGHS

POINTS:	27
	vs. Michigan (3/4/12)
REBOUNDS:	9
	vs. Lafayette (12/7/11)
ASSISTS:	4
	vs. Army (12/8/12)
STEALS:	4, 2X
	last vs. Army (12/8/12)
BLOCKS:	3, 2X
	2x, last vs. Illinois (1/19/12)
MINUTES:	40
	vs. Michigan (3/4/12)
FIELD GOALS:	10
	vs. Michigan (3/4/12)
FG ATTEMPTS:	19
	vs. Minnesota (1/15/12)
FG PERCENTAGE:	.625 (5-8)
	vs. Nebraska (2/11/12)
3-POINTERS:	4
	vs. Michigan (3/4/12)
3PT ATTEMPTS:	12
	vs. Providence (11/16/12)
3PT PERCENTAGE:	60.0 (3-5)
	@ Iowa (2/4/12)
FREE THROWS:	9, 2X
	last vs. Penn (12/1/12)
FT ATTEMPTS:	11, 3X
	vs. Bucknell (11/23/12)
FT PERCENTAGE:	1.000 (4-4)
	vs. Indiana (1/8/12)
	.900 (9-10)
	vs. Penn (12/1/12)

2012-13 GAME-BY-GAME

OPPONENT	DATE	GS	MIN	TOTAL		3-POINT		FREE THROWS		REBOUNDS		PF	A	TO	BLK	STL	PTS
				FG-FGA	PCT	FG-FGA	PCT	FT-FTA	PCT	O-D	TOTAL						
ST. FRANCIS	11/9	*	33	4-8	.500	1-5	.200	0-0	.000	1-5	6	4	1	3	0	2	9
vs. N.C. State	11/15	*	34	4-12	.333	1-7	.142	2-3	.666	1-7	8	1	0	2	1	2	11
vs. Providence	11/16	*	34	4-18	.222	3-12	.250	2-2	1.000	0-5	5	4	0	3	0	3	13
vs. Akron	11/18	*	37	3-11	.272	2-7	.285	0-1	.000	0-3	3	5	2	3	0	1	8
BUCKNELL	11/23	*	33	4-11	.364	2-3	.667	7-11	.636	0-5	5	3	0	2	0	4	17
BC	11/28	*	28	8-13	.615	3-7	.429	6-8	.750	0-2	2	4	2	4	0	1	25
PENN	12/1	*	39	4-10	.400	1-4	.250	9-10	.900	0-3	3	3	3	3	1	1	18
@La Salle	12/5	*	37	6-12	.500	2-4	.500	5-6	.833	1-1	2	5	3	4	0	2	19
ARMY	12/8	*	39	6-10	.600	1-3	.333	3-4	.750	2-4	6	3	4	5	0	4	16

PERSONAL FILE

BIRTHDAY: Nov. 7, 1990
FAMILY: Jacke (mother), Jerome (father); Curtis (brother), Taehee (brother)

CAREER STATISTICS

Season	gp-gs	min/avg	Total		3-Point		F-Throws		Rebounds				Scoring							
			fg-fga	pct	fg-fga	pct	ft-fa	pct	off	def	tot	avg	pf	fo	ast	to	blk	stl	pts	avg
2010-11	28-0	251/9.0	25-63	.397	6-25	.240	14-22	.636	3	14	17	0.6	35	1	12	13	3	15	70	2.5
2011-12	31-17	839/27.1	114-294	.388	43-132	.326	65-87	.747	24	102	126	4.1	82	2	34	57	16	32	336	10.8
2012-13	9-9	314/34.9	43-105	.410	16-52	.308	34-45	.756	5	35	40	4.4	32	2	15	31	2	20	136	15.1
TOTAL	68-26	1404/20.6	182-462	.394	65-209	.311	113-154	.734	32	151	183	2.7	149	5	61	101	21	67	542	8.0



#20 • NICK COLELLA

Sr. • GUARD • 6-3 • 195
 NEW CASTLE, PA. • NEW CASTLE HS/PENN STATE - BEHREND
 KINESIOLOGY



NOTABLE/CAREER HIGHLIGHTS

- Placed on scholarship for his final season.
- Started six-straight games in Big Ten play in 2011-12
- Played two seasons playing at Penn State-Behrend (Erie, Pa.) campus before transferring to the main campus. Behrend is an NCAA Division III school
- Averaged 9.8 ppg and 4.4 rpg playing in 16 games as a sophomore at Penn State - Behrend.
- Career-high at Behrend was 15 points against Allegheny College
- Made Penn State team through the walk-on tryout process in October 2010. Redshirted first season at main campus.
- Spent approximately a month of his first semester at Penn State main campus as a practice player with the Penn State Lady Lion team.

2012-13 SEASON HIGHLIGHTS

- Hit 3-of-5 from three for a season high nine points in a victory over Army. The three treys and his 3-of-5 performance tied a career high.

CAREER HIGHS

POINTS:	11
	@ Indiana (1/22/12)
REBOUNDS:	4, 4X
	last vs. Penn (12/1/12)
ASSISTS:	3
	@ Iowa (2/4/12)
STEALS:	2, 3X
	last vs. BC (11/28/12)
BLOCKS:	1
	vs. Radford (11/14/11)
MINUTES:	37
	@ Michigan St. (2/8/12)
FIELD GOALS:	3, 3X
	last vs. Army (12/8/12)
FG ATTEMPTS:	12
	vs. Nebraska (2/11/12)
FG PERCENTAGE:	.600 (3-5)
	@ Indiana (1/22/12)
3-POINTERS:	3, 3X
	last vs. Army (12/8/12)
3PT ATTEMPTS:	11
	vs. Nebraska (2/11/12)
3PT PERCENTAGE:	.600 (3-5), 2X
	Last vs. Army (12/8/12)
FREE THROWS:	4
	vs. Iowa (2/16/12)
FT ATTEMPTS:	4
	vs. Iowa(2/16/12)
FT PERCENTAGE:	1.000 (4-4)
	vs. Iowa (2/16/12)

PERSONAL FILE

BIRTHDAY: Nov. 10, 1989
FAMILY: Linda (mother), David (father);
 Brothers: David Jr. & Michael

2012-13 GAME-BY-GAME

OPPONENT	DATE	GS	MIN	TOTAL		3-POINT		FREE THROWS		REBOUNDS		PF	A	TO	BLK	STL	PTS
				FG-FGA	PCT	FG-FGA	PCT	FT-FTA	PCT	O-D	TOTAL						
ST FRANCIS	11/9	22	1-5	.200	1-5	.200	0-0	.000	2-1	3	2	0	1	0	1	3	
vs. N.C. State	11/15	11	0-0	.000	0-0	.000	0-0	.000	0-0	0	0	0	0	0	0	0	
vs. Providence	11/16	16	0-4	.000	0-4	.000	0-0	.000	0-0	0	0	0	0	0	1	0	
vs. Akron	11/18	23	2-3	.666	2-3	.666	0-0	.000	0-0	0	3	0	1	0	0	6	
BUCKNELL	11/23	17	0-4	.000	0-4	.000	0-0	.000	1-0	1	2	0	0	0	0	0	
BC	11/28	28	1-5	.200	1-5	.200	0-0	.000	0-4	4	4	1	0	0	2	3	
PENN	12/1	31	2-5	.400	1-4	.250	0-0	.000	1-3	4	3	1	1	0	1	5	
@ La Salle	12/5	23	0-3	.000	0-2	.000	0-0	.000	0-1	1	3	1	0	0	0	0	
ARMY	12/8	27	3-5	.600	3-5	.600	0-0	.000	1-3	4	3	1	2	0	1	9	

CAREER STATISTICS

Season	gp-gs	min/avg	Total		3-Point		F-Throws		Rebounds				Scoring							
			fg-fga	pct	fg-fga	pct	ft-fta	pct	off	def	tot	avg	pf	fo	ast	to	blk	stl	pts	avg
2011-12	26-6	387/14.9	22-85	.259	17-70	.243	10-12	.833	5	29	34	1.3	28	0	13	11	4	9	71	2.7
2012-13	9-0	198/22.0	9-34	.265	8-32	.250	0-0	.000	5	12	17	1.9	20	0	4	5	0	6	26	2.9
TOTAL	35-6	585/16.7	31-119	.261	25-102	.245	10-12	.833	10	41	51	1.5	48	0	17	16	4	15	97	2.8



#21 • SASA BOROVNJAK

Sr. • FORWARD • 6-9 • 240
 BELGRADE, SERBIA • VERITAS CHRISTIAN (N.C.)
 MARKETING



NOTABLE/CAREER HIGHLIGHTS

- Led Penn State shooting 56% in 2011-12
- Played in 18 games as a true-freshman
- Suffered a torn ACL in right knee on the first day of pre-season practice of the 2010-11 season and redshirted the year.
- 3.2 grade-point average
- 23 years old

- --
- --
- --
- --
- --
- --
- --

2012-13 SEASON HIGHLIGHTS

- Played his best game of the season logging a career best eight rebounds to go with eight points (all in the first half) in a loss vs. La Salle.

- --
- --
- --
- --
- --

CAREER HIGHS

POINTS:	15
	vs. Ole Miss (12/4/11)
Rebounds:	8
	@ La Salle (12/5/12)
Assists:	2
	vs. Gardner-Webb (12/19/09)
Blocks:	2
	vs. BC (11/28/12)
Minutes:	28
	vs. Providence (11/16/12)
Steals:	2, 2X
	last vs. BC (11/30/11)
Field Goals:	7
	vs. Ole Miss (12/4/11)
Field goal Attempts:	8
	vs. LIU (11/16/11)
Field goal Percentage:	1.000 (7-7)
	vs. Ole Miss (12/4/11)
3-Pointers Made:	0
3-Point Attempts:	1
	vs. Akron (11/18/12)
3-Point Percentage:	N/A
Free Throws Made:	3
	vs. Northwestern (2/28/10)
Free throw Attempts:	6
	vs. BC (11/30/11)
Free Throw Percentage:	100.0 (2-2), 4X
	vs. Minnesota (3/11/10)

2012-13 GAME-BY-GAME

OPPONENT	DATE	TOTAL		3-POINT		FREE THROWS		REBOUNDS				PF	A	TO	BLK	STL	PTS
		GS	MIN	FG-FGA	PCT	FG-FGA	PCT	FT-FTA	PCT	O-D	TOTAL						
ST. FRANCIS	11/9	10	1-1	1.000	0-0	.000	0-0	.000	0-2	2	3	0	1	0	0	0	2
vs. N.C. State	11/15	11	0-0	.000	0-0	.000	0-0	.000	0-3	3	2	0	1	0	0	0	0
vs. Providence	11/16	28	2-2	1.000	0-0	.000	0-2	.000	2-2	4	5	0	2	0	0	4	4
vs. Akron	11/18	9	0-2	.000	0-1	.000	0-0	.000	0-1	1	2	0	0	0	0	0	0
BUCKNELL	11/23	25	3-4	.750	0-0	.000	0-3	.000	3-1	4	1	1	0	0	2	6	6
BC	11/28	21	0-4	.000	0-0	.000	0-0	.000	2-1	3	2	0	1	2	0	0	0
PENN	12/1	16	0-3	.000	0-0	.000	0-0	.000	0-0	0	1	0	1	0	0	0	0
@ La Salle	12/5	26	3-4	.750	0-0	.000	2-3	.667	4-4	8	3	0	1	0	0	8	8
ARMY	12/8	*	15	2-3	.667	0-0	.000	0-0	.000	2-1	3	4	1	0	0	0	4

PERSONAL FILE

BIRTHDAY: July 30, 1989
FAMILY: Jasmenka (mother); Zoran (father); Brother: Dejan

CAREER STATISTICS

Season	gp-gs	min/avg	Total		3-Point		F-Throws		Rebounds				Scoring							
			fg-fga	pct	fg-fga	pct	ft-fta	pct	off	def	tot	avg	pf	fo	ast	to	blk	stl	pts	avg
2009-10	18-0	123/6.8	10-23	.435	0-0	.000	12-14	.857	5	15	20	1.1	15	0	4	2	0	1	32	1.8
2011-12	32-7	559/17.5	60-106	.566	0-1	.000	18-37	.486	44	56	100	3.1	56	1	4	28	5	10	138	4.3
2012-13	9-1	161/17.9	11-23	.478	0-1	.000	2-8	.250	13	15	28	3.1	23	1	2	7	3	2	24	2.7
TOTAL	59-8	843/14.3	81-152	.533	0-2	.000	32-59	.542	62	86	148	2.5	94	2	10	37	8	13	194	3.3



#23 • TIM FRAZIER

Sr. • GUARD • 6-1 • 170
HOUSTON, TEXAS • STRAKE JESUIT
SUPPLY CHAIN & INFORMATION SYSTEMS

CAREER

DOUBLE-DOUBLES: 6	10+ ASSISTS: 3
20-POINT GAMES: 20	5+ ASSISTS: 34
30-POINT GAMES: 1	3+ STEALS: 14
DOUBLE-DIGITS: 43	40-MINUTES: 9



NOTABLE/CAREER HIGHLIGHTS

- Wooden Award Preseason Top 50 Candidate
- 2012 Preseason All-Big Ten
- 2012 First-team All-Big Ten Selection
- 2ND the Big Ten in scoring (18.8), 1st in assists (6.2), 2nd in steals (2.4), led the Lions in scoring, rebounds, assists and steals in 2011-12.
- 14th in NCAA in assists in 2011-12.
- Set Penn State season assist mark with 198 in 2011-12.
- 17 20-point games (12 in conference play) ranked FIFTH among Big Six Conference players in 2011-12.
- ONLY PLAYER in NCAA Div. I to average at least 17 points and 6 assists per game in 2011-12.
- Led the nation accounting for 58% of his team's offense in 2011-12 (field goals and assists).
- 1,035 career points rank 24th all-time at Penn State.
- 459 career assists rank 6th all-time in Penn State history.
- 143 career steals rank 8th all-time at Penn State.
- Had played in every game the last three seasons prior to his injury on Nov. 18 vs. Akron
- 3.1 grade-point average in Supply Chain Management.

RECENT GAME HIGHLIGHTS

- Posted career highs with 17 free throws on 18 free throw attempts (.944) for a team-high 23 points and added six assists in season-opening win over St. Francis (11/9).
- Led Penn State with 23 points going 10-of-11 at the foul line and added five rebounds and three steals in a loss to No. 6 N.C. State in Puerto Rico
- Played all 45 minutes of an overtime win over Providence in the Puerto Rico Tip-Off leading Penn State with 19 points, nine rebounds, seven assists and four steals.
- Suffered a season-ending injury to his left achilles tendon at the 14:30 mark of the first of the Lions' third game of the Puerto Rico Tip-Off vs. Akron on Nov. 18 and did not return, breaking a string of 25-straight double-digit scoring games. Had led Penn State in scoring in 28 of the previous 35 games

CAREER HIGHS

POINTS:	30
	vs. Nebraska (1/12/12)
REBOUNDS:	11, 2X
	last vs. Cornell (12/21)
ASSISTS:	11
	vs. YSU (11/23/11)
STEALS:	6
	vs. Nebraska (1/12/12)
BLOCKS:	1, 13X
	last vs. Indiana (B1G) (3/8/12)
MINUTES:	45
	vs. Providence (11/16/12)
FIELD GOALS:	10, three times
	last @ Purdue (2/29/12)
FG ATTEMPTS:	24
	vs. Indiana (B1G) (3/8/12)
FG PERCENTAGE:	.778 (7-9)
	vs. Nebraska (2/11/12)
	.833 (5-6)
	vs. Temple (NCAA) (3/17/11)
3-POINTERS:	4, 2X
	last vs. Indiana (B1G) (3/8/12)
3PT ATTEMPTS:	6, 2X
	last vs. Indiana (B1G) (3/8/12)
3PT PERCENTAGE:	80.0 (4-5)
	vs. Robert Morris (11/16/09)
FREE THROWS:	17
	vs. St. Francis (11/9/12)
FT ATTEMPTS:	18
	vs. St. Francis (11/9/12)
FT PERCENTAGE:	1.000 (8-8)
	vs. Nebraska (2/11/12)
	.944 (17-18)
	vs. St. Francis (11/9/12)

2012-13 GAME-BY-GAME

OPPONENT	DATE	GS	MIN	TOTAL		3-POINT		FREE THROWS		REBOUNDS		PF	A	TO	BLK	STL	PTS
				FG-FGA	PCT	FG-FGA	PCT	FT-FTA	PCT	O-D	TOTAL						
ST. FRANCIS	11/9	*	39	3-9	.333	0-3	.000	17-18	.944	0-4	4	3	6	3	1	2	23
vs. N.C. State	11/15	*	40	6-20	.300	1-5	.200	10-11	.909	3-2	5	1	2	4	0	3	23
vs. Providence	11/16	*	45	6-13	.461	1-3	.333	6-10	.600	6-3	9	3	7	4	0	4	19
vs. Akron	11/18	*	6	0-0	.000	0-0	.000	0-0	.000	0-0	0	1	0	1	0	0	6

PERSONAL FILE

BIRTHDAY:	Nov. 1, 1990
FAMILY:	Janice (mother), Billy (father), William (brother), Krystal (sister)

CAREER STATISTICS

Season	gp-gs	min/avg	Total		3-Point		F-Throws		Rebounds				Scoring							
			fg-fga	pct	fg-fga	pct	ft-fta	pct	off	def	tot	avg	pf	fo	ast	to	blk	stl	pts	avg
2009-10	31-10	570/18.4	51-132	.386	9-24	.375	43-64	.672	11	61	72	2.3	64	0	73	52	2	23	154	5.0
2010-11	34-33	1048/30.8	71-165	.430	11-32	.344	61-81	.753	21	111	132	3.9	89	1	173	82	4	35	214	6.3
2011-12	32-32	1188/37.1	208-497	.419	27-86	.314	159-201	.791	44	106	150	4.7	94	1	198	117	7	76	602	18.8
2012-13	4-4	130/32.5	15-42	.357	2-11	.182	33-39	.846	9	9	18	4.5	8	0	15	12	1	9	65	16.3
TOTAL	101-79	2936/29.1	345-836	.413	49-153	.320	296-385	.769	85	287	372	3.7	255	2	459	263	14	143	1035	10.2



#25 • JON GRAHAM

R-SO. • FORWARD • 6-8 • 225
BALTIMORE, MD. • CALVERT HALL
RECREATION, PARKS & TOURISM MANAGEMENT



NOTABLE/CAREER HIGHLIGHTS

- The son of Maryland (1978-81) great and former Philadelphia 76er (1981 3rd round draft pick) Ernest Graham, who ranks among the top 15 all-time in scoring (1,6017) and assists (346) in Terrapin history and still holds Maryland's single game scoring mark with 44 vs. N.C. State in 1978.
- Calvert Hall's second all-time leading scorer with 1,670 points
- Added 30 pounds of muscle during his redshirt season and subsequently shed 15 pounds prior to the 2012-13 season go from 240 to 225 playing weight.
- --
- --
- --
- --
- --

2012-13 SEASON HIGHLIGHTS

- Tied a career high with 10 rebounds in a loss to No. 6 N.C. State in the Puerto Rico Tip-Off.
- His defense helped hold Bucknell leading scorer Mike Muscala (17.7) to 10 points on 2-of-4 shooting in a victory over the Bison.
- Tied a career high with three blocks vs. Penn while helping to hold Quaker leading scorer Fran Dougherty (18.6) to seven points on 3-of-8 shooting in a 58-47 win.

CAREER HIGHS

POINTS:	10, 2X
	last vs. Northwestern (2/25/12)
REBOUNDS:	10, 2X
	vs. N.C. State (11/15/12)
ASSISTS:	1, 6X
	last, vs. Indiana (BTT), 3/8/12)
STEALS:	2, 2X
	Last, vs. Wisconsin (1/31/12)
BLOCKS:	3, 2X
	vs. Penn (12/1/12)
MINUTES:	35
	@ Wisconsin (2/19/12)
FIELD GOALS:	5
	vs. Northwestern (2/25/12)
FG ATTEMPTS:	9
	@ Wisconsin (2/19/12)
FG PERCENTAGE:	.833 (5-6)
	vs. Northwestern (2/25/12)
3-POINTERS:	-
	-
3PT ATTEMPTS:	-
	-
3PT PERCENTAGE:	-
	-
FREE THROWS:	4
	vs. Iowa (2/16/12)
FT ATTEMPTS:	4, 2X
	last vs. Iowa (2/16/12)
FT PERCENTAGE:	1.000 (4-4)
	vs. Iowa (2/16/12)

2012-13 GAME-BY-GAME

OPPONENT	DATE	GS	TOTAL		3-POINT		FREE THROWS		REBOUNDS		PF	A	TO	BLK	STL	PTS	
			FG	FGA	PCT	FG	FGA	PCT	FT	FTA							PCT
ST. FRANCIS	11/9	*	22	1-3	.333	0-0	.000	0-0	.000	1-2	3	4	0	2	2	0	2
vs. N.C. State	11/15	*	22	1-5	.200	0-0	.000	2-2	1.000	6-4	10	3	1	0	0	0	4
vs. Providence	11/16	*	13	0-0	.000	0-0	.000	0-0	.000	2-1	3	3	0	1	2	1	0
vs. Akron	11/18	*	20	2-3	.666	0-0	.000	1-1	1.000	1-1	2	1	0	1	0	0	5
BUCKNELL	11/23	*	24	0-3	.000	0-0	.000	0-0	.000	2-3	5	3	0	0	2	1	0
BC	11/28	*	23	1-6	.167	0-0	.000	1-2	.500	3-0	3	4	0	1	2	0	3
PENN	12/1	*	22	2-4	.500	0-0	.000	0-2	.000	1-3	4	2	0	0	3	0	4
@ La Salle	12/5	*	11	0-1	.000	0-0	.000	0-0	.000	0-2	2	3	1	0	0	0	0
ARMY	12/8		13	1-2	.500	0-0	.000	0-0	.000	0-3	3	4	0	0	0	0	2

PERSONAL FILE

BIRTHDAY: Oct. 15, 1991
FAMILY: Karen (mother), Ernest (father); Brother: Ernest, Jr.

CAREER STATISTICS

Season	gp-gs	min/avg	Total		3-Point		F-Throws		Rebounds				Scoring							
			fg-fga	pct	fg-fga	pct	ft-fta	pct	off	def	tot	avg	pf	fo	ast	to	blk	stl	pts	avg
2011-12	26-17	460/17.7	44-97	.454	0-0	.000	13-33	.394	44	51	95	3.7	63	1	6	29	19	10	101	3.9
2012-13	9-8	170/18.9	8-27	.296	0-0	.000	4-7	.571	16	19	35	3.9	27	0	2	5	11	2	20	2.2
TOTAL	35-25	630/18.0	52-124	.419	0-0	.000	17-40	.425	60	70	130	3.7	90	1	8	34	30	12	121	3.5



#43 • ROSS TRAVIS

So. • FORWARD • 6-6 • 225
CHASKA, MINN. • CHASKA HS

CAREER HIGHS

POINTS: 15

vs. Michigan (3/4/12)

REBOUNDS: 13

vs. BC (11/28/12)

ASSISTS: 3

vs. Lafayette (12/7/11)

STEALS: 3

vs. YSU (11/23/11)

BLOCKS: 3

vs. Indiana (BTT) (3/8/12)

MINUTES: 40

@ La Salle (12/5/12)

FIELD GOALS: 6

@ La Salle (12/5/12)

FG ATTEMPTS: 11, 2X

Last vs. Army (12/8/12)

FG PERCENTAGE: 1.000 (5-5), 2X

last vs. Michigan (3/4/12)

3-POINTERS: 2

vs. Kentucky (11/19/11)

3PT ATTEMPTS: 5, 2X

Last vs. Army (12/8/12)

3PT PERCENTAGE: 1.000 (1-1)

vs. Lafayette (12/7/11)

FREE THROWS: 9

vs. Akron (11/18/12)

FT ATTEMPTS: 11

vs. Akron (11/18/12)

FT PERCENTAGE: .818 (9-11)

vs. Akron (11/18/12)

PERSONAL FILE

BIRTHDAY: Jan. 9, 1993

FAMILY: Debbie (mother), John
(father); Sister: Brittany

NOTABLE/CAREER HIGHLIGHTS

■ Team's leading rebounder, LEADING THE BIG TEN with 7.9 rebounds per game.

■ Earned team's "Scrappiest Player" Award as a freshmen and nicknamed "junkyard dog" by coach Patrick Chambers.

■ Career-high 15 points vs. Michigan in the final game of the regular season

■ Averaged 8.3 ppg and 5.7 rpg over final three regular season

games of 2011-12 while shooting 70%.

■ Started 16 games as a true-freshman.

■ Added 25 pounds of muscle since arriving on campus.

■ Tabbed as the top prospect in Minnesota for the class of 2011

2012-13 SEASON HIGHLIGHTS

■ Equaled a career high with nine rebounds and added 10 points in a season-opening win over St. Francis (11/9/12).

■ Posted a career-best 10 rebounds to go with 11 points on a career-best 9-of-11 at the foul line for his FIRST CAREER DOUBLE-DOUBLE in a loss to Akron in the Puerto Rico Tip-Off.

■ Led Penn State with eight rebounds and added nine points in a win over Bucknell.

■ Grabbed a CAREER HIGH 13 rebounds in 38 minutes of action in a loss to Boston College.

■ Led Penn State in rebounding for the fifth straight game and posted his most efficient offensive game of the year with career highs of six field goals on 11 attempts (.545) for 12 points.

■ Recorded his second career double-double with 14 points and 10 rebounds in a win vs. Army. Hit his first three shots to score seven of the

Lions first nine points.

2012-13 GAME-BY-GAME

OPPONENT	DATE	GS	MIN	TOTAL		3-POINT		FREE THROWS		REBOUNDS					PF	A	TO	BLK	STL	PTS
				FG-FGA	PCT	FG-FGA	PCT	FT-FTA	PCT	O-D	TOTAL									
ST. FRANCIS	11/9	*	33	4-9	.444	0-3	.000	2-4	.500	5-4	9	4	0	3	0	0	0	10		
vs. N.C. State	11/15	*	29	1-8	.125	0-2	.000	0-0	.000	0-2	2	3	0	1	0	0	2			
vs. Providence	11/16	*	36	3-8	.375	0-1	.000	0-2	.000	2-2	4	1	0	1	0	2	6			
vs. Akron	11/18	*	36	1-10	.100	0-2	.000	9-11	.818	7-3	10	4	0	3	0	1	11			
BUCKNELL	11/23	*	35	3-5	.600	1-2	.500	2-2	1.000	3-5	8	3	1	0	0	1	9			
BC	11/28	*	38	2-9	.222	0-3	.000	1-2	.500	3-10	13	1	0	0	1	1	5			
PENN	12/1	*	24	2-6	.333	0-1	.000	3-4	.750	4-4	8	4	0	2	0	0	7			
@ La Salle	12/5	*	40	6-11	.545	0-0	.000	0-1	.000	2-7	9	2	0	2	0	0	12			
ARMY	12/8	*	38	5-11	.455	1-5	.200	3-7	.429	1-9	10	1	2	3	2	1	14			

CAREER STATISTICS

Season	gp-gs	min/avg	Total		3-Point		F-Throws		Rebounds					Scoring						
			fg-fga	pct	fg-fga	pct	ft-fta	pct	off	def	tot	avg	pf	fo	ast	to	blk	stl	pts	avg
2011-12	32-16	574/17.9	57-127	.449	4-24	.167	24-50	.480	57	78	135	4.2	69	3	13	24	8	16	142	4.4
2012-13	9-9	309/34.3	27-77	.351	2-19	.105	20-33	.606	27	46	73	8.1	23	0	3	15	3	6	76	8.4
TOTAL	41-25	883/21.5	84-204	.412	6-43	.140	44-83	.530	84	124	208	5.1	92	3	16	39	11	22	218	5.3



PENN STATE 78 ARMY 70

Dec. 8, 2012 @ University Park, Pa.

PENN STATE LEADERS

Scoring Leader: Newbill (19)
Rebounding Leader: Travis (10)
Assist Leader: Newbill (5)

PENN STATE vs. DELAWARE STATE

Dec. 15, 2012 @ University Park, Pa.

PENN STATE LEADERS

Scoring Leader: -
Rebounding Leader: -
Assist Leader: -

Penn State shot 56 percent in the first half to build a 40-28 halftime lead and then held off an Army charge that got the Black Knights within two mid-way through the second half. The Lions posted season highs shooting 50.9% and scoring 78 points while winning the rebounding battle 41-27. Four Lions scored in double-digits lead by 19 points from D.J. Newbill and 16 from Jermaine Marshall. Ross Travis posted a double-double with 14 points and 10 rebounds. Army used a press to cut a 48-38 Lion lead to 52-50 with 12:00 to play. PSU responded with a Nick Colella three and after battling back and forth mounted a 10-0 run fueled by Newbill and Brandon Taylor (14 points on the night) to build a 68-54 lead with 5:32 to play. Army, which was led by 23 points from Ella Ellis, got no closer than eight the rest of the way after shooting 38.9%.

Army 70 • 4-4

#	Player	Total		3-Ptr		Rebounds			PF	TP	A	TO	Blk	Stl	Min
		FG	FGA	FG	FGA	FT	FTA	Off							
13	Ellis, Ella	f	5-11	4-8	9-11	1	2	3	5	23	1	4	0	0	22
33	Toomey, Larry	f	0-4	0-2	0-0	0	1	1	1	0	1	2	0	0	20
42	Springer, Jordan	c	0-0	0-0	1-2	0	0	0	3	1	0	1	0	0	16
10	Tott, Kyle	g	5-10	3-8	0-0	1	4	5	1	13	0	0	0	0	26
11	Cox, Dylan	g	1-2	0-0	1-1	0	4	4	4	3	7	5	1	3	24
00	Lenox, Maxwell		0-0	0-0	0-0	0	1	1	2	0	2	0	0	1	10
04	Gramling, Matt		0-0	0-0	0-0	0	1	1	0	0	1	0	1	0	7
21	Wilson, Kyle		4-11	1-3	0-0	1	2	3	2	9	1	0	0	0	23
23	Herbeck, Josh		3-10	2-7	0-0	0	3	3	1	8	1	1	0	2	22
31	Ferguson, Kevin		1-2	0-0	1-2	0	1	1	0	3	0	0	0	1	8
32	Plomb, Tanner		0-1	0-0	2-2	0	1	1	0	2	0	0	0	0	6
52	Stire, Andrew		2-3	0-0	4-6	2	0	2	1	8	1	1	0	0	16
Team						2	0	2			1				
Totals			21-54	10-28	18-24	7	20	27	20	70	15	15	2	7	200

FG % 1st Half: 9-24 37.5% 2nd half: 12-30 40.0% Game: 21-54 38.9% Deadball Rebounds 2,3
3FG % 1st Half: 5-13 38.5% 2nd half: 5-15 33.3% Game: 10-28 35.7%
FT % 1st Half: 5-7 71.4% 2nd half: 13-17 76.5% Game: 18-24 75.0%

Penn State 78 • 5-4

#	Player	Total		3-Ptr		Rebounds			PF	TP	A	TO	Blk	Stl	Min
		FG	FGA	FG	FGA	FT	FTA	Off							
10	Taylor, Brandon	f	5-10	2-4	2-2	1	3	4	3	14	0	1	1	0	26
21	Borovnjak, Sasa	f	2-3	0-0	0-0	2	1	3	4	4	1	0	0	0	15
43	Travis, Ross	f	5-11	1-5	3-7	1	9	10	1	14	2	3	2	1	38
02	Newbill, D.J.	g	7-15	0-2	5-7	2	4	6	2	19	5	4	0	1	35
11	Marshall, Jermaine	g	6-10	1-3	3-4	2	4	6	3	16	4	5	0	4	39
01	Maduegbunam, Akosa	g	0-0	0-0	0-0	0	0	0	0	0	0	0	0	0	1
05	Jack, Donovan		0-1	0-0	0-0	0	0	0	1	0	0	1	0	0	6
14	Montminy, Kevin		0-0	0-0	0-0	0	0	0	0	0	0	0	0	0	0+
20	Colella, Nick		3-5	3-5	0-0	1	3	4	3	9	1	2	0	1	27
25	Graham, Jon		1-2	0-0	0-0	0	3	3	4	2	0	0	0	0	13
Team						2	3	5			1				
Totals			29-57	7-19	13-20	11	30	41	21	78	13	17	3	7	200

FG % 1st Half: 18-32 56.3% 2nd half: 11-25 44.0% Game: 29-57 50.9% Deadball Rebounds 1
3FG % 1st Half: 3-9 33.3% 2nd half: 4-10 40.0% Game: 7-19 36.8%
FT % 1st Half: 1-2 50.0% 2nd half: 12-18 66.7% Game: 13-20 65.0%

Officials: Glenn Mayborg, Steve McClunkins, Tim Stewart
Technical fouls: Army-None, Penn State-None.
Attendance: 7247

Score by periods	1st	2nd	Total
Army	28	42	70
Penn State	40	38	78

	Points	In Paint	Off T/O	2nd Chance	Fast Break	Bench
ARMY	14	15	2	15	8	30
PSU	28	12	7	15	8	11

PENN STATE vs. NEW HAMPSHIRE

Dec. 23, 2012 @ University Park, Pa.

PENN STATE LEADERS

Scoring Leader: -
Rebounding Leader: -
Assist Leader: -

PENN STATE vs. DUQUESNE

Dec. 29, 2012 @ University Park, Pa.

PENN STATE LEADERS

Scoring Leader: -
Rebounding Leader: -
Assist Leader: -

2012-13 Penn State Men's Basketball
Penn State Combined Team Statistics (as of Dec 11, 2012)
All games

RECORD:	OVERALL	HOME	AWAY	NEUTRAL
ALL GAMES	5-4	4-1	0-1	1-2
CONFERENCE	0-0	0-0	0-0	0-0
NON-CONFERENCE	5-4	4-1	0-1	1-2

##	Player	gp-gs	min	avg	Total		3-Point		F-Throw		Rebounds				pf	dq	a	to	blk	stl	pts	avg
					fg-fga	fg%	3fg-fga	3fg%	ft-fta	ft%	off	def	tot	avg								
11	Marshall, Jermaine	9-9	314	34.9	43-105	.410	16-52	.308	34-45	.756	5	35	40	4.4	32	2	15	31	2	20	136	15.1
02	Newbill, D.J.	9-9	320	35.6	48-113	.425	5-23	.217	33-54	.611	15	36	51	5.7	25	1	34	34	1	11	134	14.9
43	Travis, Ross	9-9	309	34.3	27-77	.351	2-19	.105	20-33	.606	27	46	73	8.1	23	0	3	15	3	6	76	8.4
23	Frazier, Tim	4-4	130	32.5	15-42	.357	2-11	.182	33-39	.846	9	9	18	4.5	8	0	15	12	1	9	65	16.3
10	Taylor, Brandon	9-5	171	19.0	23-48	.479	12-30	.400	5-6	.833	7	23	30	3.3	27	1	2	9	3	1	63	7.0
20	Colella, Nick	9-0	198	22.0	9-34	.265	8-32	.250	0-0	.000	5	12	17	1.9	20	0	4	5	0	6	26	2.9
21	Borovnjak, Sasa	9-1	161	17.9	11-23	.478	0-1	.000	2-8	.250	13	15	28	3.1	23	1	2	7	3	2	24	2.7
25	Graham, Jon	9-8	170	18.9	8-27	.296	0-0	.000	4-7	.571	16	19	35	3.9	27	0	2	5	11	2	20	2.2
05	Jack, Donovan	6-0	22	3.7	1-3	.333	0-0	.000	1-1	1.000	0	1	1	0.2	3	0	0	1	0	2	3	0.5
32	Ackerman, Pat	2-0	13	6.5	1-2	.500	0-0	.000	0-0	.000	0	0	0	0.0	3	0	0	0	0	0	2	1.0
01	Maduegbunam, Akosa	5-0	16	3.2	0-2	.000	0-2	.000	0-0	.000	1	0	1	0.2	0	0	0	0	0	0	0	0.0
14	Montminy, Kevin	4-0	1	0.3	0-1	.000	0-1	.000	0-0	.000	1	0	1	0.3	0	0	0	0	0	0	0	0.0
Team											15	11	26		1		2					
Total.....		9	1825		186-477	.390	45-171	.263	132-193	.684	114	207	321	35.7	192	5	77	121	24	59	549	61.0
Opponents.....		9	1825		187-429	.436	72-184	.391	150-206	.728	68	214	282	31.3	184	4	103	120	26	54	596	66.2

TEAM STATISTICS	PSU	OPP	Date	Opponent	Score	Att.
SCORING	549	596	11/9/12	SAINT FRANCIS	w 65-58	7329
Points per game	61.0	66.2	11/16/12	vs North Carolina State	L 55-72	4224
Scoring margin	-5.2	-	11/16/12	vs Providence	Wot 55-52	4224
FIELD GOALS-ATT	186-477	187-429	11/18/12	vs Akron	L 60-85	4224
Field goal pct	.390	.436	11/23/12	BUCKNELL	w 60-57	7713
3 POINT FG-ATT	45-171	72-184	11/28/12	BOSTON COLLEGE	L 61-73	6889
3-point FG pct	.263	.391	12/1/12	PENN	w 58-47	7086
3-pt FG made per game	5.0	8.0	12-5-12	at La Salle	L 57-82	4382
FREE THROWS-ATT	132-193	150-206	12/8/12	ARMY	w 78-70	7247
Free throw pct	.684	.728				
F-Throws made per game	14.7	16.7				
REBOUNDS	321	282				
Rebounds per game	35.7	31.3				
Rebounding margin	+4.3	-				
ASSISTS	77	103				
Assists per game	8.6	11.4				
TURNOVERS	121	120				
Turnovers per game	13.4	13.3				
Turnover margin	-0.1	-				
Assist/turnover ratio	0.6	0.9				
STEALS	59	54				
Steals per game	6.6	6.0				
BLOCKS	24	26				
Blocks per game	2.7	2.9				
ATTENDANCE	36264	17054				
Home games-Avg/Game	5-7253	1-4382				
Neutral site-Avg/Game	-	3-4224				

* - Conference game

Score by Periods	1st	2nd	OT	Totals
Penn State	247	290	12	549
Opponents	244	343	9	596