



2024 PENN STATE BASEBALL

PENN STATE VS. GEORGETOWN, NAVY | MAY 3-5, 2024 | ANNAPOLIS, MD.

2024 SCHEDULE

Date Opponent Time/Result

FEBRUARY

16	vs. Monmouth ¹	W, 6-5 (10)
17	vs. Army ¹	W, 4-3
17	vs. Monmouth ¹	L, 3-10
18	vs. Army ¹	W, 12-4
23	at Stanford	W, 15-4
24	at Stanford	W, 13-2 (7)
25	at Stanford	L, 5-9

MARCH

1	at Davidson	Canceled
2	at Davidson	L, 2-14 (7)
3	at Davidson (DH)	W, 14-7/W, 6-4
5	at #10 Virginia	L, 3-6
8	vs. Harvard ¹	W, 5-3/W, 8-7 (10)
10	vs. Harvard ¹	L, 5-6
14	UMASS LOWELL	W, 3-2
15	UMASS LOWELL	L, 9-11
16	UMASS LOWELL	W, 21-14
19	ST. BONAVENTURE	L, 7-9
20	BUCKNELL	PPD
22	MICHIGAN*	W, 4-3
23	MICHIGAN*	L, 6-9
24	MICHIGAN*	L, 6-11
26	PITT	W, 10-1
29	at Illinois*	L, 10-14
30	at Illinois* (DH)	L, 6-17 (8)/L, 8-12

APRIL

2	BUCKNELL	Canceled
5	NORTHWESTERN*	W, 8-4
6	NORTHWESTERN*	W, 12-7
7	NORTHWESTERN*	W, 15-1 (7)
9	FDU	W, 12-2 (8)
12	at Indiana*	W, 15-4
13	at Indiana*	L, 9-10
14	at Indiana*	L, 3-12
16	KENT STATE	L, 3-10
19	at Michigan State* (BTN)	L, 5-6
20	at Michigan State*	L, 5-11
21	at Michigan State*	W, 11-9
24	WEST VIRGINIA	Canceled
26	MINNESOTA*	W, 7-3
27	MINNESOTA*	L, 4-5
28	MINNESOTA*	L, 11-15

MAY

3	vs. Georgetown ²	4 p.m.
4	at Navy	6 p.m.
5	at Navy	1 p.m.
8	at West Virginia (ESPN2)	7 p.m.
10	RUTGERS*	5:30 p.m.
11	RUTGERS*	2 p.m.
12	RUTGERS*	1 p.m.
14	at Pitt	3 p.m.
16	at Maryland*	6:30 p.m.
17	at Maryland*	6:30 p.m.
18	at Maryland*	2 p.m.
21-26	Big Ten Tournament ³	TBD

¹USA Baseball Complex (Cary, N.C.)
²Max Bishop Stadium (Annapolis, Md.)
³Charles Schwab Field (Omaha, Neb.)

All Times Eastern

Rankings are D1Baseball

All Times Eastern

STRATEGIC COMMUNICATIONS

Primary Contact.....Paul Marboe
 Cell Phone814-777-7604
 Emailprms5118@psu.edu

PENN STATE NITTANY LIONS
(20-19, 7-11 BIG TEN)



vs.

GEORGETOWN/NAVY
(29-15/25-20)



GOPSUSPORTS.COM | @PENNSTATEBASE | TERWILLIGER BROTHERS FIELD AT MAX BISHOP STADIUM

ESPN+ | RADIO: 1450 AM/103.7 FM

ONLINE | Links to live video, live audio and live stats available at GoPSUSports.com

LEADING OFF

- Penn State travels to Annapolis to take on Georgetown on Friday and Navy on Saturday and Sunday.
- The Nittany Lions are 29-10 all-time against Georgetown and trail 34-33-1 in the all-time series vs. Navy.
- The Blue and White won one of three games vs. Minnesota last weekend.
- Penn State tallied 22 runs, 29 hits and seven extra-base hits.
- Matt Maloney batted .600 on the weekend, while Joe Jaconski had two doubles, a homer and four RBI. Grant Norris had an inside-the-park homer on Saturday.
- The Nittany Lions have 56 homers this season, its most since hitting 60 in 2000.
- Penn State's 35 homers in conference games are nine more than any other Big Ten team.
- Adam Cecere and Grant Norris are tied third in the Big Ten with 13 homers.
- In Big Ten games, Norris leads the conference with nine homers, while Cecere is second with seven. J.T. Marr and Bryce Molinaro are tied fourth with five each.
- Marr is third in the Big Ten in average (.411) and second in hits per game (1.72).

PROJECTED STARTERS



Travis Luensmann
 RHP | Sr. | 6-6 | 234
 Altoona, Pa.
 11 Appearances/10 Starts
 4-2, 4.91 ERA, 44K/44BB



Jaden Henline
 RHP | Sr. | 6-2 | 170
 New Cumberland, Pa.
 10 Appearances/10 Starts
 3-2, 7.89 ERA, 21K/10BB



Frankie Sanchez
 RHP | Jr. | 6-0 | 195
 Kendall Park, N.J.
 9 Appearances/7 Starts
 2-2, 6.26 ERA, 25K/14BB

LAST GAME LINEUP

No.	Name	Pos.	B/T	Ht./Wt.	Yr.	AVG	HR	RBI
40	J.T. Marr	C	L/R	6-0/190	Gr.	.411	6	41
1	Joe Jaconski	1B	L/R	6-0/190	Jr.	.315	6	29
2	Kyle Hannon	2B	L/R	5-10/186	Sr.	.189	1	15
0	Grant Norris	SS	R/R	6-1/192	Gr.	.278	13	37
23	Bryce Molinaro	3B	R/R	6-0/190	So.	.316	7	35
28	Bobby Marsh	LF	L/L	6-3/194	So.	.352	5	38
13	Tayven Kelley	CF	R/R	6-3/198	Sr.+	.248	2	16
12	Adam Cecere	RF	L/R	6-4/230	Gr.	.331	13	39
18	Matt Maloney	DH	L/R	5-11/170	Jr.	.306	1	31

Other Possible Starters:

3	Billy Gerlott	OF	R/R	6-1/181	R-Jr.	.286	1	3
19	Derek Cease	IF	R/R	5-8/150	Jr.	.400	0	1
32	Kevin Michaels	IF	R/R	5-11/175	Gr.	.180	1	5

No.	Name	Pos.	B/T	Yr.	Ht.	Wt.	Hometown/High School/Last School
0	Grant Norris	IF	R/R	Gr.	6-1	192	Somerset, Pa./Somerset Area/Duke
1	Joe Jaconski	IF/OF	L/R	Jr.	6-0	190	Plymouth Meeting, Pa./Plymouth Whitemarsh/North Carolina
2	Kyle Hannon	IF/OF	L/R	Sr.	5-10	186	Harrisburg, Pa./Red Land
3	Billy Gerlott	OF	R/R	R-Jr.	6-1	181	Auburn, Pa./Blue Mountain
4	Martin Howell	C	R/R	Fr.	6-2	205	Gillette, N.J./Watchung Hills Regional
6	Ty Torti	IF	S/R	So.	5-11	192	Raleigh, N.C./Pro5 Baseball Academy
7	C.J. Pittaro	IF	L/R	Sr.	6-1	204	Hamilton, N.J./Steinert/Vanderbilt
8	Mike Lucarelli	IF	L/R	Fr.	6-0	195	Marlton, N.J./Paul VI
9	Connor Throneberry	P	R/R	R-So.	6-6	235	St. Louis, Mo./Marquette Senior
10	Ben DeMell	P	L/R	R-So.	6-5	205	Concord, Ohio/Gilmour Academy
11	Mason Butash	P	R/R	Fr.	6-2	195	Chantilly, Va./Freedom
12	Adam Cecere	OF/IF	L/R	Gr.	6-4	230	Adams Township, Pa./Forest Hills/Wake Forest
13	Tayven Kelley	OF	R/R	R-Sr.	6-3	198	Boiling Springs, Pa./Cedar Cliff
14.	Michael DiMartini	IF	R/R	Fr.	6-1	205	South Fayette, Pa./South Fayette
15	David Lee	OF/P	R/R	Sr.	6-2	210	Pittsburgh, Pa./Thomas Jefferson/California (Pa.)
16	James Lordi	P	L/L	R-Fr.	6-0	192	Jim Thorpe, Pa./Jim Thorpe Area
18	Matt Maloney	C	L/R	Jr.	5-11	170	Windham, N.H./Central Catholic
19	Derek Cease	IF/P	R/R	Jr.	5-8	150	Plymouth, Pa./Greater Nanticoke Area
20	Frankie Sanchez	P	L/R	Jr.	6-0	195	Kendall Park, N.J./South Brunswick/Southern New Hampshire
21	Will Perkowski	1B/P	R/R	Fr.	6-4	230	New Boston, N.H./Goffstown
22	Brandon Wingenroth	P	R/R	R-Fr.	6-1	170	Manheim, Pa./Lancaster Catholic
23	Bryce Molinaro	IF	R/R	So.	6-0	190	Drums, Pa./Hazleton Area/St. John's
24	Jaden Henline	P	L/R	Sr.	6-2	170	New Cumberland, Pa./Red Land
25	Chase Renner	P	R/R	Jr.	6-4	200	Alburtis, Pa./Brandywine Heights
26	Matt Morash	P	L/L	Fr.	6-0	200	Westford, Mass./Westford Academy
27	Mason Horwat	P	R/R	Fr.	6-1	185	Pittsburgh, Pa./Avonworth
28	Bobby Marsh	OF/1B	L/L	So.	6-3	194	Bellefonte, Pa./Bellefonte Area/Florida Atlantic
29	Carson Kohls	P	R/R	Sr.	6-0	209	Sacramento, Calif./El Camino
30	Anthony Steele	1B/OF/P	L/L	Jr.	6-4	230	Shelton, Conn./Shelton
31	Chic DeGaetano	P	R/R	Gr.	6-2	214	Sugarloaf, Pa./Hazleton Area/Villanova
32	Kevin Michaels	IF	R/R	Gr.	5-11	175	Encinitas, Calif./Canyon Crest Academy/St. John's
33	Travis Luensmann	P	R/R	Sr.	6-6	234	Altoona, Pa./Bellewood-Antis/South Carolina
34	CJ Carmichael	IF	R/R	R-Fr.	6-1	170	Lancaster, Ohio/Bloom Carroll
35	Adin Zorn	OF	R/R	Fr.	6-2	180	Aliquippa, Pa./Sewickley Acadmy
36	Aiden Coleman	P	L/L	R-Fr.	5-10	163	Tyrone, Pa./Tyrone Area
38	Alex Pak	P	L/L	Fr.	6-1	195	Wallingford, Pa./Strath Haven
40	J.T. Marr	C	L/R	Gr.	6-0	190	Fort Mill, S.C./Fort Mill/College of Charleston
41	Zach Mizrahi	P	L/L	Jr.	6-1	195	Jacksonville, Fla./Mandarin
43	Jacob Coffin	P	S/L	So.	6-0	161	Apex, N.C./Pro5 Baseball Academy
46	Jack Messina	1B/P	L/L	Fr.	6-0	205	State College, Pa./State College Area

ALPHABETICAL ROSTER

11	Mason Butash
34	CJ Carmichael
19	Derek Cease
12	Adam Cecere
43	Jacob Coffin
36	Aiden Coleman
31	Chic DeGaetano
10	Ben DeMell
14	Michael DiMartini
3	Billy Gerlott
2	Kyle Hannon
24	Jaden Henline
27	Mason Horwat
4	Martin Howell
1	Joe Jaconski
13	Tayven Kelley
29	Carson Kohls
15	David Lee
16	James Lordi
8	Mike Lucarelli
33	Travis Luensmann
18	Matt Maloney
40	J.T. Marr
28	Bobby Marsh
46	Jack Messina
32	Kevin Michaels
41	Zach Mizrahi
23	Bryce Molinaro
26	Matt Morash
0	Grant Norris
38	Alex Pak
21	Will Perkowski
7	C.J. Pittaro
25	Chase Renner
20	Frankie Sanchez
30	Anthony Steele
9	Connor Throneberry
6	Ty Torti
22	Brandon Wingenroth
35	Adin Zorn

PRONUNCIATION GUIDE

19	Derek Cease	See-ce
12	Adam Cecere	Suh-SEAR-ee
10	Ben DeMell	Duh-Mel
31	Chic DeGaetano	Day-guh-tahn-oh
1	Joe Jaconski	Juh-CON-ski
3	Billy Gerlott	GRR-Lot
16	James Lordi	Lord-eye
33	Travis Luensmann	Linns-min
8	Mike Lucarelli	Lou-cuh-relli
46	Jack Messina	Muh-SEE-na
41	Zach Mizrahi	Miz-RA-he
21	Will Perkowski	Pur-Cow-Ski
7	C.J. Pittaro	Pi-TAR-o

ROSTER BREAKDOWN BY STATE

California - 2	New Hampshire - 2
Connecticut - 1	North Carolina - 2
Florida - 1	Ohio - 2
Massachusetts - 1	Pennsylvania - 22
Missouri - 1	South Carolina - 1
New Jersey - 4	Virginia - 1

ROSTER BREAKDOWN BY ELIGIBILITY

Freshmen - 13
Sophomores - 6
Juniors - 8
Seniors/Graduates - 12

ROSTER BREAKDOWN BY POSITION

Catchers - 3	Left-Handed Pitchers - 8
Infielders - 16	Right-Handed Pitchers - 14
Outfielders - 9	

PENN STATE QUICK FACTS

GENERAL INFORMATION

Location..... University Park, Pa.
 Founded..... 1855
 Enrollment 48,535
 Colors Blue and White
 Conference..... Big Ten
 Nickname Nittany Lions
 President Dr. Neeli Bendapudi
 VP for Intercollegiate Athletics..... Dr. Patrick Kraft

TEAM INFORMATION

2024 Record 20-19
 2024 Big Ten Record 7-11
 Postseason N/A
 All-Time Record (Years) 2,149-1,595-21 (135)
 All-Time Big Ten Record (Years) 347-455 (32)
 NCAA Tournament Appearances 19
 NCAA Tournament Record 25-24
 NCAA Super Regional Appearances 1
 College World Series Appearances 5
 (1952, 1957, 1959, 1963, 1973)
 Best CWS Finish Second (1957)
 Last NCAA Tournament Appearance 2000

BASEBALL STAFF

Head Coach Mike Gambino
 PSU Record (Years) 20-19 (1st)
 Career Record (Years) 311-385 (14th)
 Associate Head Coach Scott Loiseau
 Assistant Coaches
 Nick Puccio (Hitting)
 Will Jauss (Pitching)
 Director of Pitching Technology
 Mason Mellott
 Director of Program Development/Alumni
 Relations..... Ryan Wheeler
 Dir. of Operations/Player Development...
 Jake Stone
 Athletic Performance..... Andrew Sanders
 Athletic Trainer..... Robin Martin

STADIUM INFORMATION

Home Stadium ... Medlar Field at Lubrano Park
 PSU Record..... 206-156
 First Season 2007
 Capacity 5,406
 Press Box Phone (814) 441-9145

MEDIA RELATIONS INFORMATION

Baseball Contact Paul Marboe
 Cell Phone (814) 777-7604
 Email prm5118@psu.edu
 Website GoPSUsports.com
 Twitter @PennStateBASE
 Instagram @PennStateBASE
 Facebook Page facebook.com/
 pennstatebaseball

The Marr-Chine Keeps Hitting

- Grad student J.T. Marr's season average sits at .411 with a team-best 67 hits and 41 RBI.
- Marr ranks third in the Big Ten with his .411 average, while ranking 16th in the country.
- He also ranks eighth in the nation, and second in the Big Ten, averaging 1.72 hits per game.
- Marr holds 37th in the country, and fourth in the conference, with 67 total hits.
- He owns 21 multi-hit games, including 10 against Big Ten opponents, and 13 multi-RBI games. Marr has two games with four hits and seven games with three hits.
- Marr tied a PSU game record with three doubles against FDU.
- Among his 67 knocks, he has 13 doubles and six homers to go with 38 runs and a 1.054 OPS, good for 10th in the Big Ten. He has five homers and 22 RBI in conference play.

Newcomers Leading Balanced Lineup

- The Nittany Lions rank Top 5 in the Big Ten in home runs per game (1.44; 2nd), sac flies (25; 2nd), batting average (.303; 3rd), slugging percentage (.497; 4th), total home runs (56; 5th) and runs per game (8.0; 5th).
- Penn State has six players with a .306 or better average, five with a .403+ on-base percentage and seven with a .417+ slugging percentage.
- Penn State and Indiana are the only Big Ten teams with seven players owning at least 29 RBI.
- The Nittany Lions' 56 home runs this year are its most since hitting 60 in 2000.
- PSU's 35 homers in Big Ten games are nine more than any other Big Ten team.
- Graduate student J.T. Marr paces the squad with a .411 average and 67 hits. He owns 13 doubles, six homers, 41 RBI and 38 runs.
- With a 29-of-73 start (.397) and 24 RBI at the plate in conference play, Bobby Marsh is hitting .352 with 50 hits, including nine doubles, one triple, five homers, 38 RBI and 30 runs. His .352 average sits 13th in the Big Ten, while he ranks ninth in the league with his .397 average and sits third with 29 hits in Big Ten play.
- Holding a .357 average (25-of-70) in Big Ten play, Bryce Molinaro owns seven homers and 10 doubles, among 48 hits, and 35 RBI to go with a .316 average. He had two homers at Indiana (4/12) and a go-ahead, three-run homer at Michigan State (4/21).
- Graduate student Adam Cecere is hitting .331 with 43 hits, including 10 doubles and 13 homers, 39 RBI and a team-best 41 runs. He has a team-high 38 walks and nine hit-by-pitches. He is hitting .338 in Big Ten play with seven homers and 20 RBI.
- He ranks second in Big Ten with a 1.205 OPS and third in slugging percentage (.708), while sitting fourth in on-base percentage (.497). He sits second in home runs in conference play (7), while sitting third in homers per game (0.33). He's also third in the conference in total walks (38).
- Cecere is one of 16 current Division I players with 45+ homers and 155+ RBI in their career. Among active DI players, Cecere is 30th in homers (45).
- Grant Norris has 42 hits, including seven doubles and 13 homers, 37 RBI and 31 runs.
- Norris collected his first career multi-homer game against Northwestern (4/6) and had another at Michigan State (4/20), while adding an inside-the-park homer vs. Minnesota.
- With Cecere (13) and Norris (13), Penn State has multiple players with 13+ homers for the first time since 1999 (Shawn Fagan, 13; Dan Beers, 13).
- Cecere and Norris are tied for third in the Big Ten with 13 homers and Norris leads with nine homers in conference games, while Cecere is second with seven homers.
- Joe Jaconski is sixth in the Big Ten in walks (33) and owns 46 hits, 39 runs and six homers.

Minnesota Series Recap

- Penn State took one of three games in its series against Minnesota.
- The Nittany Lions tallied 22 runs, 29 hits and seven extra-base hits in the series.
- Matt Maloney batted .600 (6-of-10) with two RBI and a run to go with two walks and two hit-by-pitches.
- Bryce Molinaro went 5-of-13 with a double, three RBI and three runs, while Joe Jaconski notched five hits, including two doubles and a homer, four RBI and three runs.
- On Friday, PSU picked up a 7-3 win, taking the lead on a two-run single by Tayven Kelley in the seventh. Molinaro registered three hits and two runs.
- On Saturday, Grant Norris hit an inside-the-park homer in the fourth. Penn State scored three runs in the ninth to get within a run, but fell 5-4.
- On Sunday, Jaconski had a double and a homer to drive in three runs.

ADAM CECERE



CECERE STATS

SEASON HOME RUNS

13

Cecere ranks third in the Big Ten with 13 homers this season, including 7 in conference games.

CAREER HOME RUNS

45

Cecere's 45 career homers are 20th among active D1 players.

OPS

1.205

Cecere ranks second in the Big Ten with a 1.205 OPS.

SLUGGING %

.708

Cecere sits third in the Big Ten with a .708 slugging percentage.

MULTI-HIT GAMES

14

Cecere has multiple hits in 14 games this season.

J.T. MARR



MARR STATS

BATTING AVERAGE

.411

Marr ranks third in the Big Ten with a .411 average, ranking 16th in the nation.

CONF. BATTING AVERAGE

.355

Marr is hitting .355 in Big Ten play, going 27-of-76 at the plate.

HITS PER GAME

1.72

Marr sits eighth in the country and second in the Big Ten averaging 1.72 hits per contest.

MULTI-HIT GAMES

21

Marr owns 21 multi-hit games this season, ranking 18th in the nation.

OPS

1.054

Marr ranks 11th in the Big Ten with a 1.054 OPS.

BOBBY MARSH



MARSH STATS

BATTING AVERAGE

.352

Marsh ranks 10th in the Big Ten with a .352 average.

CONF. BATTING AVERAGE

.397

Marsh is batting .397 in Big Ten play, going 29-of-73 at the plate, good for eighth in the conference.

CONF. HITS

29

Marsh's 29 hits in conference play are third the Big Ten.

MULTI-HIT GAMES

14

Marsh has 14 multi-hit games this season, including nine in Big Ten play.

MULTI-RBI GAMES

12

Marsh owns 12 multi-RBI games this season.

GRANT NORRIS



NORRIS STATS

SEASON HOME RUNS

13

Norris ranks third in the Big Ten with 13 homers this season.

CAREER HOME RUNS

21

Norris has 21 career homers, including 20 at Penn State.

CONF. HOME RUNS

9

Norris paces the Big Ten with nine homers in conference games.

MULTI-HIT GAMES

11

Norris has multiple hits in 11 games this season.

MULTI-RBI GAMES

10

Norris has multiple RBI in 10 games this season.

JOE JACONSKI



JACONSKI STATS

BATTING AVERAGE

.315

Jaconski owns a .315 average.

CONF. BATTING AVERAGE

.320

Jaconski is hitting .320 in Big Ten play (24-of-75).

EXTRA-BASE HITS

15

The junior has 15 extra-base hits with nine doubles and six homers.

WALKS

33

Jaconski ranks sixth in the Big Ten with 33 walks.

MULTI-HIT GAMES

13

Jaconski has multiple hits in 13 games this season.

AWARDS/HONORS

Adam Cecere
Big Ten Player To Watch

J.T. Marr
Big Ten Player To Watch

Matt Maloney
Buster Posey Award Watch List
Big Ten Player of the Week (2/19)

Bryce Molinaro
Big Ten Player To Watch

Graduates (Degree)

Adam Cecere
(Communication, Wake Forest)

Chic DeGaetano
(Communication, Villanova)

David Lee
(Health Science, California (Pa.))

J.T. Marr
(Business Administration,
College of Charleston)

Kevin Michaels
(Business, St. John's)

Grant Norris
(Sociology, Duke)

Frankie Sanchez
(Associates Degree,
Southern New Hampshire)

Nittany Lions Climb Records Lists

- With 13 steals this year, senior Kyle Hannon has moved up to fourth all-time at Penn State with 47 career steals. He is currently three steals behind Doug Keener (50, 1984-87) for third place.
- Hannon ranks eighth in the Big Ten in total steals (13).
- Senior+ Tayven Kelley owns 12 career triples, tied third all-time at Penn State. He is tied with Michael Campo (1997-00) and Jordan Steranka (2009-12).
- Grad student Grant Norris' .561 career slugging percentage sits fifth all-time at Penn State, while sophomore Bobby Marsh's .530 slugging percentage is seventh all-time.
- Grad students Adam Cecere and Grant Norris are tied eighth in a season at Penn State with 13 homers.

Dollar Dog Night Returns

- Penn State's Dollar Dog Nights became popular in 2023 and have returned with strong numbers in 2024.
- April 16th's contest against Kent State was the Nittany Lions' fourth Dollar Dog Night of the 2024 campaign.
- Penn State set a new attendance record (5,025), topping 5,000 fans for the first time in program history. PSU fans consumed a Dollar Dog record 8,591 hot dogs, breaking the previous record of 6,151 against FDU.
- On Tuesday, PSU drew more fans that night than current Top 25 teams Alabama (3,672), Clemson (4,567), Duke (469), North Carolina (3,268), Oklahoma State (4,803), Oregon (2,070), Tennessee (4,617), Virginia Tech (1,035) and West Virginia (4,614) and MLB's Oakland A's (3,296).
- The Nittany Lions welcomed 4,902 fans against FDU on April 9 and 3,505 fans against Pitt on March 26.
- Across nine Dollar Dog Nights in 2023 and 2024, Penn State fans have consumed 35,177 hot dogs, averaging 3,908.6 per Dollar Dog Night.

THE OPPOSITION

Scouting Georgetown, Navy

- Edwin Thompson is in his fourth year as head coach at Georgetown. The Hoyas are 29-15 overall and 10-4 in Big East play this season, but dropped a pair of midweek games against James Madison (12-13) and George Mason (2-13) this week.
- Christian Ficca leads the Hoyas with a .351 average, 61 hits and 55 RBI while tying for the team lead with 10 homers.
- Jake Hyde is batting .301 with 16 doubles, 10 homers and 44 RBI, while Michael Eze is 10th in the country with 27 steals.
- Georgetown has a 4.67 team ERA, while Andrew Williams (2.37 ERA), Everett Catlett (2.93) and Marcello Mastroianni (3.65) form a strong rotation.
- Navy is led by Chuck Ristano in his first season as head coach after spending the last 13 years as a pitching coach in the ACC with Notre Dame and Florida State. Navy is 25-20 this season and 15-10 in the Patriot League. The Midshipmen dropped a 10-0 decision at Virginia this week.
- Brock Murtha paces Navy with a .333 average to go with 51 hits, 34 RBI and 40 runs. Logan Keller adds 51 hits and six homers.
- Zane Raba is 10th in the nation with 27 steals.
- On the mound, Navy has a 5.89 team ERA, while Tyler Grenn leads the rotation with a 3.03 ERA.

Against The Hoyas, Midshipmen

- Penn State is 29-10 all-time against Georgetown and trails 34-33-1 against Navy.
- The Nittany Lions won both games against Georgetown in 2023. In game one, Travis Luensmann tossed five shutout innings in relief.
- Penn State last played Navy in 2020. The Nittany Lions threw a combined no-hitter, including current director of pitching technology Mason Mellott, but fell in the 11th inning on an error.

BY THE NUMBERS

	Penn State	Georgetown/Navy
Batting Average	.303	.296/.269
Slugging Percentage	.497	.481/.369
On-Base Percentage	.405	.409/.387
Runs Scored	311	350/284
Hits	403	458/382
Doubles	79	97/72
Triples	5	15/9
Home Runs	56	53/17
Stolen Bases-Attempts	46-65	50-61/78-95
ERA	6.74	4.67/5.89
Strikeouts	261	330/279
Opponent Batting Average	.284	.253/.275
Fielding Percentage	.966	.961/.980
Errors	48	65/30

INSIDE THE SERIES

Overall vs. Georgetown:	Penn State Leads 29-10
Last Meeting:	W, 7-2; March 19, 2023
Current Streak:	W, 2
At Home:	14-1
At Georgetown:	14-8
Neutral Site:	0-0
N/A:	1-1
Overall vs. Navy:	Navy Leads 34-33-1
Last Meeting:	L, 1-2; March 6, 2020
Current Streak:	L, 1
At Home:	10-6
At Navy:	14-26-1
Neutral Site:	1-1
N/A:	8-1

STARTING LINEUPS

OPPONENT	C	1B	2B	3B	SS	LF	CF	RF	DH	SP
vs. Monmouth (2/16)	Maloney	Michaels	Hannon	Molinaro	Norris	Marsh	Kelley	Cecere	Marr	Luensmann
vs. Army (2/17)	Maloney	Michaels	Hannon	Molinaro	Norris	Marsh	Jaconski	Cecere	Marr	Sanchez
vs. Monmouth (2/17)	Marr	Michaels	Hannon	Molinaro	Norris	Jaconski	Kelley	Cecere	Marsh	Kohls
vs. Army (2/18)	Maloney	Jaconski	Hannon	Molinaro	Norris	Marsh	Kelley	Cecere	Marr	Butash
at Stanford (2/23)	Maloney	Jaconski	Hannon	Molinaro	Norris	Marsh	Kelley	Cecere	Marr	Luensmann
at Stanford (2/24)	Marr	Michaels	Hannon	Molinaro	Norris	Jaconski	Kelley	Cecere	Marsh	Henline
at Stanford (2/25)	Maloney	Jaconski	Hannon	Molinaro	Norris	Marsh	Kelley	Cecere	Marr	Sanchez
at Davidson (3/2)	Maloney	Jaconski	Hannon	Molinaro	Norris	Marsh	Kelley	Cecere	Marr	Luensmann
at Davidson (3/3, 1)	Marr	Michaels	Hannon	Molinaro	Norris	Jaconski	Kelley	Cecere	Marsh	Henline
at Davidson (3/3, 2)	Maloney	Jaconski	Hannon	Molinaro	Norris	Marsh	Gerlott	Cecere	Marr	Horwat
at Virginia (3/5)	Maloney	Jaconski	Hannon	Molinaro	Norris	Marsh	Gerlott	Cecere	Marr	Butash
vs. Harvard (3/8, 1)	Maloney	Jaconski	Hannon	Molinaro	Norris	Marsh	Gerlott	Cecere	Marr	Luensmann
vs. Harvard (3/8, 2)	Marr	Jaconski	Hannon	Molinaro	Norris	Gerlott	Kelley	Cecere	Michaels	Butash
vs. Harvard (3/10)	Maloney	Jaconski	Hannon	Molinaro	Norris	Gerlott	Kelley	Cecere	Marsh	Henline
vs. UMass Lowell (3/14)	Maloney	Jaconski	Hannon	Molinaro	Norris	Marsh	Gerlott	Cecere	Marr	Luensmann
vs. UMass Lowell (3/15)	Marr	Jaconski	Hannon	Molinaro	Norris	Gerlott	Kelley	Cecere	Marsh	Horwat
vs. UMass Lowell (3/16)	Maloney	Jaconski	Cease	Molinaro	Norris	Marsh	Gerlott	Cecere	Marsh	Henline
vs. St. Bonaventure (3/19)	Marr	Jaconski	Hannon	Molinaro	Norris	Marsh	Kelley	Cecere	Maloney	Morash
vs. Michigan (3/22)	Maloney	Jaconski	Hannon	Molinaro	Norris	Marsh	Gerlott	Cecere	Marr	Luensmann
vs. Michigan (3/23)	Marr	Jaconski	Hannon	Molinaro	Norris	Marsh	Gerlott	Cecere	Maloney	Henline
vs. Michigan (3/24)	Maloney	Jaconski	Hannon	Molinaro	Norris	Marsh	Kelley	Cecere	Marr	Sanchez
vs. Pitt (3/26)	Marr	Hannon	Michaels	Molinaro	Norris	Kelley	Jaconski	Cecere	Marsh	Butash
at Illinois (3/29)	Maloney	Jaconski	Hannon	Molinaro	Norris	Marsh	Gerlott	Cecere	Marr	Luensmann
at Illinois (3/30, 1)	Marr	Hannon	Michaels	Molinaro	Norris	Kelley	Jaconski	Cecere	Marsh	Henline
at Illinois (3/30, 2)	Maloney	Hannon	Michaels	Molinaro	Norris	Marsh	Jaconski	Cecere	Marr	Morash
vs. Northwestern (4/5)	Maloney	Jaconski	Hannon	Molinaro	Norris	Marsh	Kelley	Cecere	Marr	Luensmann
vs. Northwestern (4/6)	Marr	Jaconski	Hannon	Molinaro	Norris	Marsh	Kelley	Cecere	Michaels	Henline
vs. Northwestern (4/7)	Maloney	Jaconski	Hannon	Molinaro	Norris	Marsh	Kelley	Cecere	Marr	Sanchez
vs. FDU (4/9)	Marr	Hannon	Michaels	Molinaro	Norris	Marsh	Jaconski	Cecere	Maloney	Butash
at Indiana (4/12)	Marr	Jaconski	Hannon	Molinaro	Norris	Marsh	Kelley	Cecere	Michaels	Luensmann
at Indiana (4/13)	Maloney	Jaconski	Hannon	Molinaro	Norris	Marsh	Kelley	Cecere	Marr	Henline
at Indiana (4/14)	Marr	Jaconski	Hannon	Molinaro	Norris	Marsh	Kelley	Cecere	Maloney	Sanchez
vs. Kent State (4/16)	Maloney	Jaconski	Hannon	Molinaro	Norris	Marsh	Kelley	Cecere	Marr	Butash
at Michigan State (4/19)	Marr	Jaconski	Hannon	Molinaro	Norris	Marsh	Kelley	Cecere	Michaels	Luensmann
at Michigan State (4/20)	Maloney	Jaconski	Michaels	Molinaro	Norris	Marsh	Kelley	Cecere	Marr	Henline
at Michigan State (4/21)	Marr	Jaconski	Michaels	Molinaro	Norris	Marsh	Kelley	Cecere	Maloney	Sanchez
vs. Minnesota (4/26)	Marr	Jaconski	Hannon	Molinaro	Norris	Marsh	Kelley	Cecere	Maloney	Luensmann
vs. Minnesota (4/27)	Maloney	Jaconski	Michaels	Molinaro	Norris	Marsh	Kelley	Cecere	Marr	Henline
vs. Minnesota (4/28)	Marr	Jaconski	Hannon	Molinaro	Norris	Marsh	Kelley	Cecere	Maloney	Sanchez

BATTING ORDER

OPPONENT	1	2	3	4	5	6	7	8	9
vs. Monmouth (2/16)	Hannon	Cecere	Molinaro	Marr	Norris	Marsh	Michaels	Maloney	Kelley
vs. Army (2/17)	Hannon	Cecere	Molinaro	Marr	Michaels	Marsh	Norris	Maloney	Kelley
vs. Monmouth (2/17)	Hannon	Cecere	Molinaro	Marr	Michaels	Marsh	Kelley	Norris	Jaconski
vs. Army (2/18)	Jaconski	Hannon	Marr	Molinaro	Cecere	Maloney	Kelley	Marsh	Norris
at Stanford (2/23)	Jaconski	Hannon	Molinaro	Marr	Cecere	Kelley	Maloney	Marsh	Norris
at Stanford (2/24)	Jaconski	Hannon	Molinaro	Marr	Cecere	Kelley	Marsh	Norris	Michaels
at Stanford (2/25)	Jaconski	Hannon	Molinaro	Marr	Cecere	Kelley	Maloney	Marsh	Norris
at Davidson (3/2)	Jaconski	Hannon	Molinaro	Marr	Cecere	Norris	Marsh	Maloney	Kelley
at Davidson (3/3, 1)	Jaconski	Hannon	Molinaro	Marr	Cecere	Norris	Marsh	Michaels	Kelley
at Davidson (3/3, 2)	Jaconski	Hannon	Molinaro	Marr	Cecere	Norris	Marsh	Maloney	Gerlott
at Virginia (3/5)	Jaconski	Hannon	Molinaro	Marr	Cecere	Norris	Marsh	Maloney	Gerlott
vs. Harvard (3/8, 1)	Jaconski	Cecere	Molinaro	Marr	Maloney	Norris	Marsh	Hannon	Gerlott
vs. Harvard (3/8, 2)	Jaconski	Cecere	Molinaro	Marr	Michaels	Norris	Hannon	Gerlott	Kelley
vs. Harvard (3/10)	Jaconski	Cecere	Molinaro	Marsh	Maloney	Norris	Hannon	Gerlott	Kelley
vs. UMass Lowell (3/14)	Jaconski	Molinaro	Marr	Cecere	Maloney	Norris	Marsh	Gerlott	Hannon
vs. UMass Lowell (3/15)	Jaconski	Molinaro	Marr	Cecere	Marsh	Norris	Kelley	Gerlott	Hannon
vs. UMass Lowell (3/16)	Jaconski	Cecere	Molinaro	Marr	Marsh	Maloney	Norris	Gerlott	Cease
vs. St. Bonaventure (3/19)	Jaconski	Cecere	Marr	Marsh	Molinaro	Norris	Maloney	Kelley	Hannon
vs. Michigan (3/22)	Jaconski	Cecere	Marr	Marsh	Maloney	Molinaro	Norris	Gerlott	Hannon
vs. Michigan (3/23)	Jaconski	Cecere	Marr	Marsh	Maloney	Molinaro	Norris	Gerlott	Hannon
vs. Michigan (3/24)	Jaconski	Cecere	Marr	Marsh	Maloney	Molinaro	Norris	Kelley	Hannon
vs. Pitt (3/26)	Jaconski	Marsh	Marr	Cecere	Molinaro	Norris	Kelley	Michaels	Hannon
at Illinois (3/29)	Jaconski	Marsh	Marr	Cecere	Maloney	Molinaro	Norris	Gerlott	Hannon
at Illinois (3/30, 1)	Jaconski	Marsh	Marr	Cecere	Norris	Molinaro	Kelley	Michaels	Hannon
at Illinois (3/30, 2)	Jaconski	Marsh	Marr	Cecere	Maloney	Molinaro	Norris	Michaels	Hannon
vs. Northwestern (4/5)	Jaconski	Marsh	Marr	Cecere	Norris	Maloney	Molinaro	Kelley	Hannon
vs. Northwestern (4/6)	Jaconski	Marsh	Marr	Cecere	Molinaro	Norris	Michaels	Kelley	Hannon
vs. Northwestern (4/7)	Jaconski	Marsh	Marr	Cecere	Norris	Maloney	Molinaro	Kelley	Hannon
vs. FDU (4/9)	Jaconski	Marsh	Marr	Cecere	Maloney	Norris	Molinaro	Michaels	Hannon
at Indiana (4/12)	Jaconski	Marsh	Marr	Cecere	Norris	Molinaro	Michaels	Kelley	Hannon
at Indiana (4/13)	Jaconski	Marsh	Marr	Cecere	Norris	Molinaro	Maloney	Kelley	Hannon
at Indiana (4/14)	Jaconski	Marsh	Marr	Cecere	Norris	Molinaro	Maloney	Kelley	Hannon
vs. Kent State (4/16)	Jaconski	Marsh	Marr	Cecere	Norris	Molinaro	Maloney	Kelley	Hannon
at Michigan State (4/19)	Jaconski	Marsh	Marr	Cecere	Norris	Molinaro	Michaels	Kelley	Hannon
at Michigan State (4/20)	Jaconski	Marsh	Marr	Cecere	Norris	Molinaro	Maloney	Kelley	Michaels
at Michigan State (4/21)	Jaconski	Marsh	Marr	Cecere	Norris	Molinaro	Maloney	Kelley	Michaels
vs. Minnesota (4/26)	Jaconski	Marsh	Marr	Cecere	Norris	Molinaro	Maloney	Kelley	Hannon
vs. Minnesota (4/27)	Jaconski	Marsh	Marr	Cecere	Norris	Molinaro	Maloney	Kelley	Michaels
vs. Minnesota (4/28)	Jaconski	Marsh	Marr	Cecere	Norris	Molinaro	Maloney	Kelley	Hannon

GAME RECORDS

RECORDS WATCH

INDIVIDUAL HITTING

At-Bats	7	13x; last: Jay Harry vs. Michigan State (May 9, 2022)
Runs	6	Derek Bochna vs. Chicago State (Mar. 9, 1993)
Hits	6	Jay Harry vs. Michigan State (May 9, 2022)
Doubles	3	14x; last: J.T. Marr vs. FDU (April 9, 2024)
Triples	2	7x, last: Tayven Kelley vs. Delaware State (April 8, 2023)
Home Runs	3	Johnny Piacentino vs. Northwestern (March 7, 2021) Kris Kremer vs. Duke (Mar. 2, 2019) Adam Beers vs. Purdue (May 9, 1998) John Schreiner vs. Lafayette (Apr. 8, 1990)
RBI	8	Aaron Novak at Charleston Southern (Mar. 8, 2015) Ed Washell vs. Cornell (May 12, 1984) Andy Onkotz vs. Buffalo (May 3, 1978) Don Stine vs. Dickinson (Apr. 20, 1973)
Stolen Bases	4	Ray Lopez vs. Lock Haven (Apr. 4, 1991) O.J. McDuffie vs. Duquesne (Apr. 15, 1990)
Walks	5	Adam Cecere vs. Pitt (Mar. 26, 2024)

TEAM HITTING

Runs	28	vs. Chicago State (Mar. 9, 1993) at La Salle; (Mar. 22 1997)
Runs Allowed	29	vs. Ohio State (May 8, 2005)

TEAM FIELDING

Triple Plays	2	vs. Michigan State (May 6, 2014)
Last Triple Play		at Rutgers (May 7, 2023)

INDIVIDUAL PITCHING

Innings Pitched	13	Ed Kikla vs. Colgate (Apr. 20, 1960)
Strikeouts	19	Ed Drapcho vs. Pittsburgh (May 19, 1956)
Strikeouts in Relief	13	Bob Fenton vs. Bucknell (May 17, 1962)
No-Hitters	10	Bailey Dees, Tyler Shingledecker & Mason Mellott, at Navy, 2020 (1-2) Steven Hill vs. Iowa, April 21, 2012 (2-0) Nate Bump vs. Duquesne, 1995 (6-0) Dave June vs. IUP, 1977 (15-0) Mitch Lukevics vs. West Virginia, 1975 (6-0) Bill Micsky vs. Gettysburg, 1968 (4-0) Bob Fenton vs. Rider, 1963 (3-0) Bob Fenton vs. Cornell, 1963 (17-0) Ed Drapcho vs. Bucknell, 1955 (3-1) Jay Minnich vs. St. John's 1911 (4-0)

CAREER DOUBLES

1.	59	Jordan Steranka	2009-12
	59	Chris Wright	1999-02
3.	55	Joey DeBernardis	2009-12
4.	53	Michael Campo	1997-00
5.	50	Jared Sadlowski	1994-97
6.	47	Dave Hall	1990-94
	47	Lance Thompson	2003-06
8.	44	Cory Wine	2006-09
9.	39	Chris Netwall	1998-01
10.	38	Adam Beers	1995-98
--	30	Tayven Kelley	2020-pres.

CAREER TRIPLES

1.	15	Sean Deegan	2009-12
2.	13	Kevin Billotte	1995-98
3.	12	Michael Campo	1997-00
	12	Jordan Steranka	2009-12
	12	Tayven Kelley	2020-pres.
6.	11	Russ Mushinsky	1989-92
7.	10	Pat Kennedy	1953-55
	10	Mike DeRenzo	1999-03
9.	9	Cory Wine	2006-09
	9	Shawn Fagan	1997-00
	9	Mike Edwards	1984-87

CAREER STOLEN BASES

1.	62	Zack Smithlin	2000-03
2.	57	Michael Campo	1997-00
3.	50	Doug Keener	1984-87
4.	47	Kyle Hannon	2021-pres.
5.	41	Sean Deegan	2009-12
6.	39	Kevin Billotte	1995-98
7.	37	Dave Hall	1990-94
8.	36	Greg Vogel	1973-76
9.	35	Derek Bochna	1992-95
	35	Blake Lynd	2009-11
	35	Steve Snyder	2010-14
	35	Greg Guers	2013-16

CAREER SLUGGING PERCENTAGE

1.	.756	Dave Simononis	1978-80
2.	.625	Shawn Fagan	1997-00
3.	.615	Mike Karstetter	1985-86
4.	.612	C.J. Sichler	1985-86
5.	.561	Grant Norris	2023-pres.
6.	.552	Matt Wood	2020-22
7.	.541	Jordan Steranka	2009-12
8.	.530	Bobby Marsh	2023-pres.
9.	.489	Sean Deegan	2009-12
10.	.484	Joey DeBernardis	2009-12

SEASON BATTING AVERAGE

1.	.478	Dave Simononis	1978
2.	.457	Ron Weidenhammer	1955
3.	.438	Tim Hurley	1985
	.438	Wes Olsen	1985
5.	.436	Dale Reynolds	1981
6.	.429	Bill Hooper	1951
7.	.428	Dalton Rumberger	1950
8.	.425	Michael Campo	2000
9.	.420	Bob McMullen	1956
	.420	Mike Obeid	1982
--	.411	J.T. Marr	2024

SEASON SLUGGING PERCENTAGE

1.	1.100	Dave Simononis	1978
2.	.754	John Schreiner	1990
3.	.747	Ben Heath	2010
4.	.723	Greg Vogel	1976
5.	.708	Adam Cecere	2024
6.	.685	Dan Beers	1998
7.	.675	Michael Campo	1997
8.	.672	Chris Wright	2000
9.	.669	Russ Mushinsky	1990
10.	.667	Matt Wood	2022
--	.601	J.T. Marr	2024

SEASON HOME RUNS

1.	19	Ben Heath	2010
2.	17	Dave Simononis	1978
3.	16	Dan Beers	1998
4.	15	Shawn Fagan	2000
5.	13	Adam Beers	1998
	13	Shawn Fagan	1999
	13	Dan Beers	1999
	13	Chris Wright	2001
	13	Adam Cecere	2024
	13	Grant Norris	2024

SEASON WALKS

1.	47	Eric Spadt	2000
2.	46	Shawn Fagan	1999
3.	41	Thomas Bramley	2023
4.	39	Shawn Fagan	2000
	39	Landon Nakata	2008
6.	38	Adam Cecere	2024
7.	37	C.J. Sichler	1986
	37	James Coates	2016
9.	36	Scott Gummo	2006
	36	Matt Wood	2022
--	33	Joe Jaconski	2024

MULTI-HIT/RBI GAMES/STREAKS

Multi-Hit Games	2024	Career	Multi-RBI Games	2024	Career
Marr, JT	21	54	Cecere, Adam	10	45
Cecere, Adam	14	53	Marr, JT	13	29
Kelley, Tavyen	6	29	Norris, Grant	10	23
Maloney, Matt	9	27	Marsh, Bobby	12	20
Michaels, Kevin	1	27	Kelley, Tayven	4	20
Marsh, Bobby	14	26	Hannon, Kyle	4	15
Norris, Grant	11	23	Michaels, Kevin	-	15
Gerlott, Billy	3	22	Maloney, Matt	8	13
Hannon, Kyle	3	22	Gerlott, Billy	1	12
Molinaro, Bryce	14	14	Molinaro, Bryce	10	11
Jaconski, Joe	13	14	Jaconski, Joe	5	6
Pittaro, C.J.	-	7	Pittaro, C.J.	-	5
Cease, Derek	-	5	Cease, Derek	-	2

Active Hit Streaks	Games	Active Reached Base Streaks	Games
Norris, Grant	6	Marsh, Bobby	21
Molinaro, Bryce	4	Jaconski, Joe	13
Jaconski, Joe	3	Marr, J.T.	11
Maloney, Matt	3	Norris, Grant	6
Marr, J.T.	2	Cecere, Adam	5
Kelley, Tayven	1	Hannon, Kyle	4
		Molinaro, Bryce	4
		Gerlott, Billy	2
		Maloney, Matt	3
		Kelley, Tayven	1

**BIG TEN STANDINGS
(Through 5/1)**

	Big Ten		Overall	
	W-L	Pct.	W-L	Pct.
Purdue	11-4	.733	30-15	.667
Illinois	11-4	.733	26-15	.634
Nebraska	10-5	.667	28-15	.651
Indiana	10-5	.667	25-18-1	.580
Michigan	10-5	.667	24-21	.533
Iowa	10-8	.556	25-18	.581
Ohio State	7-8	.467	22-20	.524
Michigan State	7-8	.467	19-22	.463
Maryland	8-10	.444	29-17	.630
Minnesota	6-9	.400	20-19	.513
Penn State	7-11	.380	20-19	.513
Rutgers	3-12	.200	25-19	.568
Northwestern	2-13	.133	13-27	.325



This Week Around the BIG

May 3-5

Illinois:
host Ohio State*

Indiana:
at Purdue*

Iowa:
host Northwestern*

Maryland:
at Rutgers*

Michigan:
at Michigan State*

Michigan State:
host Michigan*

Minnesota:
host Nebraska*

Nebraska:
at Minnesota*

Northwestern:
at Iowa*

Ohio State:
at Illinois*

Penn State:
vs. Georgetown, at Navy

Purdue:
host Indiana*

Rutgers:
host Maryland*

*Big Ten Conference Series

NITTANY LIONS IN PROS

Level	Years at PSU	Team	Organization
TRIPLE-A			
Justin Hagenman, P	2016-18	Worcester	Boston Red Sox
Taylor Lehman, P	2015-18	Lehigh Valley	Philadelphia Phillies
DOUBLE-A			
Bailey Dees, P	2018-21	Somerset	New York Yankees
Jim Haley, 3B	2014-16	Lehigh Valley	Philadelphia Phillies
Kyle Virbitsky, P	2018-21	Bowie	Baltimore Orioles
HIGH-A			
Jay Harry, SS	2021-23	Cedar Rapids	Minnesota Twins
Conor Larkin, P	2018-21	Vancouver	Toronto Blue Jays
Matt Wood, C	2020-22	Wisconsin	Milwaukee Brewers
ROOKIE			
Daniel Ouderkirk, P	2023	ACL Mariners	Seattle Mariners

*As of 5/1/24

THE LAST TIME...

A Penn State Team

Won 10 or more consecutive games.....April 14-30, 2000
 Scored 10 or more runs in a game.....11, vs. Minnesota; April 29, 2024
 Scored 20 or more runs in a game.....21, UMass Lowell; March 16, 2024
 Had a 10+ run inning.....10 (4th), vs. Ohio State; April 23, 2023
 Had 20+ hits.....20, UMass Lowell; March 16, 2024
 Did not strikeout.....vs. Niagara; March 18, 2016
 Did not record a hit.....vs. Duke; March 1, 2019
 Turned a triple play.....1st inning, at Rutgers; May 7, 2023
 Shut out an opponent.....vs. UMass (1-0); March 13, 2022
 Shut out consecutive opponents.....vs. Monmouth (1-0); February 15, 2019/vs. Monmouth (7-0), February 16, 2019
 Was shut out at home.....Milwaukee (12-0); March 20, 2022
 Was shut out on the road.....at Rutgers (10-0); May 6, 2023
 Was shut out in consecutive games..... at Delaware (5-0); March 18, 2017/Delaware (8-0); March 19, 2017
 Swept a three-game series at homeNorthwestern; April 5-7, 2024
 Swept a three-game series on the road.....at Northwestern; April 15-17, 2016
 Swept a three-game series at a neutral site.....vs. Princeton; February 28-29, 2020
 Swept a three-game conference series at home.....Northwestern; April 5-7, 2024
 Swept a three-game conference series on the road.....at Northwestern; April 15-17, 2016
 Beat a ranked opponent.....vs. No. 20 Maryland (5-3); May 19, 2023
 Beat a ranked opponent on the road.....at #22 Miami (9-5); February 17, 2023
 Beat a Top-5 ranked opponent.....at #1 North Carolina (3-2); March 3, 2007
 Won a series against a ranked opponent.....at #16 Michigan (four games); April 12-13, 2007
 Won a series against a ranked opponent on the road.....at #16 Michigan (four games); April 12-13, 2007
 Played an extra-inning game.....vs. Harvard (W, 8-7, 10); March 8, 2024
 Played a 12+ inning game.....vs. Brown (W, 6-4, 12); March 11, 2023
 Played a 15+ inning game Illinois (L, 4-2, 15); April 25, 2015

A Penn State Player

Hit two home runs in a game.....Bobby Marsh (2), at Michigan State; April 21, 2024
 Multiple players with two home runs in a game.....Billy Gerlott/Kyle Hannon/Matt Wood (2), at Ohio State; May 13, 2022
 Hit three home runs in a game.....Johnny Piacentino (3), vs. Northwestern; March 7, 2021
 Led off game with a home run.....Joe Jaconski, at Indiana; April 14, 2024
 Hit a grand slam.....Joe Jaconski (6th), vs. Northwestern; April 7, 2024
 Hit back-to-back homers.....J.T. Marr/Adam Cecere (2nd), at Indiana; April 13, 2024
 Hit a walk-off home run.....Jay Harry, vs. Brown; March 11, 2023
 Hit a pinch-hit home run.....Billy Gerlott, at Minnesota; April 24, 2022
 Hit an inside-the-park home run.....Grant Norris, vs. Minnesota; April 27, 2024
 Had five or more RBI in a game.....Bobby Marsh (5), at Michigan State; April 21, 2024
 Had seven or more RBI in a game.....Aaron Novak (8), at Charleston Southern; March 8, 2015
 Had four hits in a game.....Bobby Marsh (4), at Indiana; April 12, 2024
 Had five hits in a game.....Jay Harry (6), Michigan State; May 9, 2022
 Had six hits in a game.....Jay Harry (6), Michigan State; May 9, 2022
 Had two hits in an inning.....J.T. Marr, Pitt (6th); March 26, 2024
 Stole three or more bases.....Kyle Hannon (3), vs. Harvard; March 8, 2024
 Had a 10-game hit streak.....Adam Cecere (10); March 29-April 14, 2024
 Had a 20-game hit streak.....Matt Wood (26); March 25-May 9, 2022

Had 10 or more strikeouts.....Travis Luensmann (10), vs. Indiana; April 1, 2023
 Had 10 or more strikeouts in back-to-back starts.....Daniel Ouderkirk (11 vs. Dartmouth, 3/4/23; 10 vs. Brown, 3/10/23)
 Pitched a complete game.....Jaden Henline, Michigan State; May 8, 2022
 Pitched a nine-inning complete game.....Jaden Henline, Michigan State; May 8, 2022
 Pitched a combined nine-inning shutout.....Mason Mellott/Tyler Shingledecker/Jaden Henline, vs. UMass; March 13, 2022
 Pitched an individual nine-inning shutout.....Greg Welsh, Michigan State; May 17, 2013
 Pitched an individual no-hitter.....Steven Hill, at Iowa; April 21, 2012

*Active Streak

**PAGE 12 | PENN STATE VS. GEORGETOWN/NAVY
HITTING/PITCHING CAREER BESTS**



#11 MASON BUTASH, P

Career Bests

IP	4.0	vs. Pitt	3/26/24
Longest Start	4.0	vs. Pitt	3/26/24
Longest Relief	2.2	vs. Michigan	3/23/24
Hits	0	2x, last vs. Pitt	3/26/24
Runs	0	5x, last vs. Minnesota	4/28/24
Earned Runs	0	6x, last vs. Minnesota	4/28/24
Walks	0	4x, last vs. Northwestern	4/7/24
Strikeouts	5	2x, last vs. FDU	4/9/24



#34 CJ CARMICHAEL, IF

Career Bests

Hits	n/a
Runs	n/a
Doubles	n/a
Triples	n/a
Home Runs	n/a
RBI	n/a
Walks	n/a
Stolen Bases	n/a



#19 DEREK CEASE, IF

Career Bests

Hits	3	at Pitt	5/17/22
Runs	2	3x, last vs. Omaha	4/30/22
Doubles	1	5x, last at Omaha	5/10/23
Triples	n/a		
Home Runs	n/a		
RBI	2	2x, last vs. Delaware State	4/8/23
Walks	2	3x, last vs. Iowa	5/28/22
Stolen Bases	1	4x, last vs. FDU	4/9/24



#12 ADAM CECERE, OF

Career Bests

Hits	4*	vs. Miami	5/27/22
Runs	4*	vs. Towson	2/25/23
Doubles	2	2x, last vs. Harvard	3/8/24
Triples	1*	2x, last at Boston College	4/3/22
Home Runs	2	6x, last vs. UMass Lowell	3/15/24
RBI	4	5x, last at Indiana	4/12/24
Walks	5	vs. Pitt	3/26/24
Stolen Bases	2	vs. Northwestern	4/7/24

*At Wake Forest (2020-23)



#43 JACOB COFFIN, P

Career Bests

IP	4.0	vs. Holy Cross	3/5/23
Longest Start	n/a		
Longest Relief	4.0	vs. Holy Cross	3/5/23
Hits	0	at Miami	2/18/23
Runs	0	2x, last vs. Holy Cross	3/5/23
Earned Runs	0	3x, last at Michigan	3/25/23
Walks	0	2x, last vs. Brown	3/11/23
Strikeouts	4	vs. Holy Cross	3/5/23



#36 AIDEN COLEMAN, P

Career Bests

IP	n/a
Longest Start	n/a
Longest Relief	n/a
Hits	n/a
Runs	n/a
Earned Runs	n/a
Walks	n/a
Strikeouts	n/a

HITTING/PITCHING CAREER BESTS



#31 CHIC DEGAETANO, P

Career Bests

IP	7.0*	vs. Lafayette	4/5/22
Longest Start	7.0*	vs. Lafayette	4/5/22
Longest Relief	6.0*	vs. Xavier	4/21/23
Hits	0	11x, last vs. Kent State	4/16/24
Runs	0	23x, last vs. Kent State	4/16/24
Earned Runs	0	24x, last vs. Kent State	4/16/24
Walks	0	17x, last at Michigan State	4/20/24
Strikeouts	10*	vs. Lafayette	4/5/22

* At Villanova (2020-23)



#10 BEN DEMELL, P

Career Bests

IP	4.1	vs. Brown	3/11/23
Longest Start	3.2	vs. Binghamton	3/21/23
Longest Relief	4.1	vs. Brown	3/11/23
Hits	0	8x, last vs. Minnesota	4/28/24
Runs	0	13x, last vs. Minnesota	4/28/24
Earned Runs	0	13x, last vs. Minnesota	4/28/24
Walks	0	13x, last vs. Minnesota	4/28/24
Strikeouts	6	vs. Wagner	3/4/23



#14 MICHAEL DIMARTINI, IF

Career Bests

Hits	1	vs. Kent State	4/16/24
Runs	1	vs. UMass Lowell	3/16/24
Doubles	n/a		
Triples	n/a		
Home Runs	n/a		
RBI	n/a		
Walks	1	vs. UMass Lowell	3/16/24
Stolen Bases	n/a		



#3 BILLY GERLOTT, OF

Career Bests

Hits	4	at Ohio State	5/13/22
Runs	3	at Ohio State	5/13/22
Doubles	2	2x, last vs. Northern Illinois	2/24/23
Triples	1	3x, last at Michigan	3/25/23
Home Runs	2	at Ohio State	5/13/22
RBI	5	at Ohio State	5/13/22
Walks	3	vs. Ohio State	4/21/23
Stolen Bases	1	6x, last vs. Delaware State	4/8/23



#2 KYLE HANNON, IF

Career Bests

Hits	3	3x, last vs. Brown	3/11/23
Runs	3	4x, last vs. Northwestern	4/7/24
Doubles	1	18x, last at Indiana	4/13/24
Triples	1	5x, last vs. Northwestern	4/7/24
Home Runs	2	at Ohio State	5/13/22
RBI	3	3x, last vs. UMass Lowell	3/15/24
Walks	4	at Davidson	3/3/24
Stolen Bases	3	3x, last vs. Harvard	3/8/24



#24 JADEN HENLINE, P

Career Bests

IP	9.0	vs. Michigan State	5/8/22
Longest Start	9.0	vs. Michigan State	5/8/22
Longest Relief	6.0	2x, last vs. Brown	3/11/23
Hits	0	5x, last at Miami	2/17/23
Runs	0	11x, last vs. Brown	3/11/23
Earned Runs	0	12x, last vs. Brown	3/11/23
Walks	0	22x, last at Illinois	3/30/24
Strikeouts	6	3x, last vs. Michigan State	5/8/22

**PAGE 14 | PENN STATE VS. GEORGETOWN/NAVY
HITTING/PITCHING CAREER BESTS**



#27 MASON HORWAT, P

Career Bests

IP	5.0	at Davidson	3/3/24
Longest Start	5.0	at Davidson	3/3/24
Longest Relief	4.0	at Indiana	4/13/24
Hits	0	vs. Michigan	3/22/24
Runs	0	2x, last vs. Michigan	3/24/24
Earned Runs	0	4x, last vs. Michigan	3/24/24
Walks	0	4x, last at Michigan State	4/21/24
Strikeouts	3	3x, last vs. Harvard	3/8/24



#4 MASON HOWELL, C

Career Bests

Hits	n/a
Runs	n/a
Doubles	n/a
Triples	n/a
Home Runs	n/a
RBI	n/a
Walks	n/a
Stolen Bases	n/a



#1 JOE JACONSKI, IF/OF

Career Bests

Hits	4	vs. FDU	4/9/24
Runs	4	at Indiana	4/12/24
Doubles	1	9x, last vs. Minnesota	4/28/24
Triples	n/a		
Home Runs	1	6x, last vs. Minnesota	4/28/24
RBI	6	vs. Northwestern	4/7/24
Walks	4	at Stanford	2/23/24
Stolen Bases	1	4x, last vs. Minnesota	4/28/24

* At North Carolina (2022-23)



#13 TAYVEN KELLEY, OF

Career Bests

Hits	3	6x, last vs. Harvard	3/8/24
Runs	3	4x, last vs. Northwestern	4/7/24
Doubles	2	vs. Wagner	3/4/23
Triples	2	vs. Delaware State	4/8/23
Home Runs	1	7x, last vs. Army	2/18/24
RBI	4	2x, last vs. Army	2/18/24
Walks	3	vs. Iowa	4/29/23
Stolen Bases	2	vs. Holy Cross	3/5/23



#29 CARSON KOHLS, P

Career Bests

IP	3.2	vs. West Virginia	4/12/22
Longest Start	2.2	2x, last vs. Army	2/17/24
Longest Relief	3.2	vs. West Virginia	4/12/22
Hits	0	8x, last at Nebraska	5/12/23
Runs	0	13x, last at Nebraska	5/12/23
Earned Runs	0	18x, last at Nebraska	5/12/23
Walks	0	13x, last at Nebraska	5/12/23
Strikeouts	5	vs. Bucknell	4/6/22



#15 DAVID LEE, P

Career Bests

IP	2.2	at Indiana	4/12/24
Longest Start	n/a		
Longest Relief	2.2	at Indiana	4/12/24
Hits	0	12x, last vs. Minnesota	4/26/24
Runs	0	15x, last vs. Minnesota	4/26/24
Earned Runs	0	18x, last vs. Minnesota	4/26/24
Walks	0	15x, last vs. Minnesota	4/26/24
Strikeouts	3	3x, last at Indiana	4/12/24

* At California (Pa.) (2020-23)


HITTING/PITCHING CAREER BESTS



#16 JAMES LORDI, P

Career Bests

IP	2.2	vs. Army	2/17/24
Longest Start	n/a		
Longest Relief	2.2	vs. Army	2/17/24
Hits	0	2x, last vs. Michigan	3/24/24
Runs	0	3x, last vs. FDU	4/9/24
Earned Runs	0	3x, last vs. FDU	4/9/24
Walks	0	5x, last at Indiana	4/14/24
Strikeouts	2	2x, last vs. FDU	4/9/24



#33 TRAVIS LUENSMANN, P

Career Bests

IP	7.0	at Rutgers	5/7/23
Longest Start	6.1	at Indiana	4/12/24
Longest Relief	7.0	at Rutgers	5/7/23
Hits	0	3x, last vs. Michigan	3/22/24
Runs	0	9x, last vs. Michigan	3/22/24
Earned Runs	0	11x, last vs. Michigan	3/22/24
Walks	0	5x, last at Northwestern	4/9/22
Strikeouts	10	vs. Indiana	4/1/23



#18 MATT MALONEY, C

Career Bests

Hits	3	5x, last at Illinois	3/30/24
Runs	4*	vs. UMass	5/18/23
Doubles	2*	at St. Bonaventure	5/7/22
Triples	1*	vs. St. Bonaventure	5/12/23
Home Runs	1	4x, last vs. Army	2/18/24
RBI	4	2x, last vs. Army	2/18/24
Walks	2*	3x, last vs. UMass	5/18/23
Stolen Bases	1	10x, last vs. Northwestern	4/5/24

*At Dayton (2022-23)



#40 J.T. MARR, C

Career Bests

Hits	5*	at Monmouth	4/14/23
Runs	4	2x, last vs. UMass Lowell	3/16/24
Doubles	3	vs. FDU	4/9/24
Triples	1*	4x, last vs. The Citadel	5/17/22
Home Runs	2*	vs. William & Mary	4/16/22
RBI	4	3x, last at Davidson	3/3/24
Walks	3*	vs. Charleston Southern	4/11/23
Stolen Bases	1	20x, last at Michigan State	4/21/24

* At College of Charleston (2022-23)



#28 BOBBY MARSH, 1B/OF

Career Bests

Hits	4	2x, last at Indiana	4/12/24
Runs	3	2x, last at Indiana	4/12/24
Doubles	2	2x, last vs. Maryland	5/18/23
Triples	1	vs. Northwestern	4/6/24
Home Runs	2	at Michigan State	4/21/24
RBI	5	at Michigan State	4/21/24
Walks	3	at Stanford	2/23/24
Stolen Bases	1	3x, last vs. Pitt	3/26/24



#46 JACK MESSINA, P

Career Bests

IP	n/a		
Longest Start	n/a		
Longest Relief	n/a		
Hits	n/a		
Runs	n/a		
Earned Runs	n/a		
Walks	n/a		
Strikeouts	n/a		

**PAGE 16 | PENN STATE VS. GEORGETOWN/NAVY
HITTING/PITCHING CAREER BESTS**



#32 KEVIN MICHAELS, IF

Career Bests

Hits	5*	3x, last vs. Georgetown	5/15/22
Runs	3*	4x, last at LIU	3/15/23
Doubles	2*	vs. Creighton	4/16/22
Triples	1*	2x, last vs. Butler	4/22/22
Home Runs	2*	vs. Sacred Heart	3/18/22
RBI	6*	vs. Sacred Heart	3/18/22
Walks	3*	at Marshall	3/4/23
Stolen Bases	1	2x, last at Illinois	3/30/24

* At St. John's (2022-23)



#41 ZACH MIZRAHI, P

Career Bests

IP	n/a
Longest Start	n/a
Longest Relief	n/a
Hits	n/a
Runs	n/a
Earned Runs	n/a
Walks	n/a
Strikeouts	n/a



#23 BRYCE MOLINARO, IF

Career Bests

Hits	3	5x, last vs. Minnesota	4/26/24
Runs	4	2x, last vs. Northwestern	4/7/24
Doubles	2	vs. UMass Lowell	3/16/24
Triples	1	vs. Northwestern	4/5/24
Home Runs	2	at Indiana	4/12/24
RBI	3	3x, last at Michigan State	4/21/24
Walks	2	3x, last at Indiana	4/13/24
Stolen Bases	1	4x, last vs. Minnesota	4/27/24



#26 MATT MORASH, P

Career Bests

IP	3.1	at Illinois	3/30/24
Longest Start	3.1	at Illinois	3/30/24
Longest Relief	2.2	2x, last at Stanford	2/25/24
Hits	0	2x, last vs. Minnesota	4/26/24
Runs	0	4x, last vs. Minnesota	4/26/24
Earned Runs	0	5x, last vs. Minnesota	4/26/24
Walks	0	6x, last at Indiana	4/14/24
Strikeouts	4	at Illinois	3/30/24



#0 GRANT NORRIS, IF

Career Bests

Hits	3	4x, last vs. Northwestern	4/6/24
Runs	3	2x, last at Stanford	2/24/24
Doubles	1	14x, last vs. Minnesota	4/26/24
Triples	1	3x, last vs. Maryland	5/18/23
Home Runs	2	2x, last at Michigan State	4/20/24
RBI	4	3x, last vs. Northwestern	4/6/24
Walks	3	at Stanford	2/25/24
Stolen Bases	2	2x, last vs. Pitt	3/26/24



#38 ALEX PAK, P

Career Bests

IP	n/a
Longest Start	n/a
Longest Relief	n/a
Hits	n/a
Runs	n/a
Earned Runs	n/a
Walks	n/a
Strikeouts	n/a

HITTING/PITCHING CAREER BESTS



#21 WILL PERKOWSKI, 1B/P

Career Bests


IP	2.2	vs. Michigan	3/22/24
Longest Start	n/a		
Longest Relief	2.2	vs. Michigan	3/22/24
Hits	0	4x, last vs. Minnesota	4/26/24
Runs	0	7x, last vs. Minnesota	4/26/24
Earned Runs	0	7x, last vs. Minnesota	4/26/24
Walks	0	4x, last vs. Minnesota	4/28/24
Strikeouts	5	vs. Michigan	3/22/24



#7 CJ PITTARO, IF

Career Bests

Hits	2	7x, last vs. Maryland	5/20/23
Runs	2	3x, last vs. Pitt	3/28/23
Doubles	1	4x, last at Omaha	5/10/23
Triples	1	vs. Maryland	5/20/23
Home Runs	n/a		
RBI	3	2x, last vs. Rutgers	3/26/22
Walks	2	2x, last vs. Purdue	4/14/22
Stolen Bases	1	vs. Bucknell	4/6/22



#25 CHASE RENNER, P

Career Bests

IP	2.2	at Miami	2/18/23
Longest Start	1.0	vs. Rutgers	3/25/22
Longest Relief	2.2	at Miami	2/18/23
Hits	0	4x, last vs. West Virginia	4/10/22
Runs	0	7x, last vs. Iowa	5/28/22
Earned Runs	0	7x, last vs. Iowa	5/28/22
Walks	0	4x, last at Minnesota	4/22/22
Strikeouts	4	vs. Bucknell	4/6/22



#20 FRANKIE SANCHEZ, P

Career Bests

IP	7.0*	3x, last vs. Pace	5/19/23
Longest Start	7.0*	3x, last vs. Pace	5/19/23
Longest Relief	5.2*	vs. North Greenville	6/7/23
Hits	0*	7x, last vs. North Greenville	6/7/23
Runs	0	15x, last vs. Michigan	3/24/24
Earned Runs	0	16x, last vs. Michigan	3/24/24
Walks	0	12x, last vs. Northwestern	4/7/24
Strikeouts	9	2x, last vs. Army	2/17/24


* At Southern New Hampshire (2022-23)



#30 ANTHONY STEELE, P

Career Bests

IP	2.2	2x, last at Indiana	4/13/24
Longest Start	0.2	vs. Bucknell	4/6/22
Longest Relief	2.2	2x, last at Indiana	4/13/24
Hits	0	10x, last at Michigan State	4/21/24
Runs	0	20x, last vs. Minnesota	4/26/24
Earned Runs	0	21x, last vs. Minnesota	4/26/24
Walks	0	12x, last vs. Minnesota	4/28/24
Strikeouts	5	vs. Army	2/18/24



#9 CONNOR THRONEBERRY, P

Career Bests

IP	3.0	vs. UMass Lowell	3/16/24
Longest Start	n/a		
Longest Relief	3.0	vs. UMass Lowell	3/16/24
Hits	0	8x, last vs. Kent State	4/16/24
Runs	0	10x, last vs. FDU	4/9/24
Earned Runs	0	13x, last vs. Kent State	4/16/24
Walks	0	9x, last at Virginia	3/5/24
Strikeouts	3	2x, last vs. UMass Lowell	3/16/24

**PAGE 18 | PENN STATE VS. GEORGETOWN/NAVY
HITTING/PITCHING CAREER BESTS**



#6 TY TORTI, IF

Career Bests

Hits	1	vs. Binghamton	3/21/23
Runs	1	2x, last vs. Binghamton	3/21/23
Doubles	n/a		
Triples	n/a		
Home Runs	n/a		
RBI	n/a		
Walks	2	vs. Wagner	3/4/23
Stolen Bases	n/a		



#22 BRANDON WINGENROTH, P

Career Bests

IP	1.0	vs. Michigan	3/24/24
Longest Start	n/a		
Longest Relief	1.0	vs. Michigan	3/24/24
Hits	2	vs. Michigan	3/24/24
Runs	1	vs. Michigan	3/24/24
Earned Runs	1	vs. Michigan	3/24/24
Walks	0	at Illinois	3/30/24
Strikeouts	1	at Illinois	3/30/24



#35 ADIN ZORN, OF

Career Bests

Hits	n/a		
Runs	1	2x, last vs. Northwestern	4/6/24
Doubles	n/a		
Triples	n/a		
Home Runs	n/a		
RBI	n/a		
Walks	n/a		
Stolen Bases	n/a		

CAREER STATS

#11 MASON BUTASH P R/R FR. 6-2/195 CHANTILLY, VA.

Year	ERA	W-L	APP	GS	CG	SHO	SV	IP	H	R	ER	BB	SO	2B	3B	HR	BF	BAA	WP	HBP	BK	SFA	SHA
2024	6.35	1-3	15	6	0	0/0	1	28.1	30	22	20	19	26	5	0	2	128	.288	1	4	0	1	0
TOTAL	6.35	1-3	15	6	0	0/0	1	28.1	30	22	20	19	26	5	0	2	128	.288	1	4	0	1	0

#34 CJ CARMICHAEL IF R/R R-FR. 6-1/170 LANCASTER, OHIO

Year	Avg	GP-GS	AB	R	H	2B	3B	HR	RBI	TB	SLG%	BB	HBP	SO	GDP	OB%	SF	SH	SB-ATT	PO	A	E	FLD%
2023	-	-	-	-	-	-	-	-	-	-	-	-	-	-	-	-	-	-	-	-	-	-	-
2024	-	-	-	-	-	-	-	-	-	-	-	-	-	-	-	-	-	-	-	-	-	-	-
TOTAL	-	-	-	-	-	-	-	-	-	-	-	-	-	-	-	-	-	-	-	-	-	-	-

#19 DEREK CEASE IF R/R JR. 5-8/150 PLYMOUTH, PA.

Year	Avg	GP-GS	AB	R	H	2B	3B	HR	RBI	TB	SLG%	BB	HBP	SO	GDP	OB%	SF	SH	SB-ATT	PO	A	E	FLD%
2022	.226	43-28	93	17	21	2	0	0	7	23	.247	19	2	20	1	.368	0	0	3-3	38	76	8	.934
2023	.267	17-2	15	5	4	3	0	0	3	7	.467	0	0	3	0	.267	0	0	0-0	1	1	0	1.000
2024	.400	17-1	5	3	2	0	0	0	1	2	.400	0	0	2	0	.400	0	0	1-2	9	5	1	.933
TOTAL	.239	77-31	113	25	27	5	0	0	11	32	.283	19	2	25	1	.358	0	0	4-5	48	82	9	.935

#12 ADAM CECERE OF L/R GR. 6-4/230 ADAMS TOWNSHIP, PA.

Year	Avg	GP-GS	AB	R	H	2B	3B	HR	RBI	TB	SLG%	BB	HBP	SO	GDP	OB%	SF	SH	SB-ATT	PO	A	E	FLD%
2020*	.241	10-8	29	9	7	1	0	4	12	20	.690	3	1	10	0	.333	0	0	0-0	5	0	0	1.000
2021*	.192	33-22	78	15	15	5	1	4	15	34	.436	17	1	41	0	.340	1	0	0-0	24	0	0	1.000
2022*	.318	58-58	223	50	71	8	1	14	52	123	.552	29	9	66	4	.411	4	1	2-4	85	0	2	.977
2023*	.284	42-42	141	40	40	11	0	10	37	81	.574	31	6	54	2	.430	1	0	1-1	27	2	0	1.000
2024	.331	39-39	130	41	43	10	0	13	39	92	.708	38	9	38	2	.497	4	0	7-8	94	3	4	.960
TOTAL	.293	182-169	601	155	176	35	2	45	155	350	.582	118	26	209	8	.424	10	1	10-13	235	5	6	.976

* At Wake Forest

#43 JACOB COFFIN P S/L SO. 6-0/161 APEX, N.C.

Year	ERA	W-L	APP	GS	CG	SHO	SV	IP	H	R	ER	BB	SO	2B	3B	HR	BF	BAA	WP	HBP	BK	SFA	SHA
2023	5.00	0-0	5	0	0	0/0	0	9.0	8	6	5	6	7	1	0	2	42	.235	2	2	0	0	0
2024	-	-	-	-	-	-	-	-	-	-	-	-	-	-	-	-	-	-	-	-	-	-	-
TOTAL	5.00	0-0	5	0	0	0/0	0	9.0	8	6	5	6	7	1	0	2	42	.235	2	2	0	0	0

#36 AIDEN COLEMAN P R/R FR. 5-10/163 TYRONE, PA.

Year	ERA	W-L	APP	GS	CG	SHO	SV	IP	H	R	ER	BB	SO	2B	3B	HR	BF	BAA	WP	HBP	BK	SFA	SHA
2023	-	-	-	-	-	-	-	-	-	-	-	-	-	-	-	-	-	-	-	-	-	-	-
2024	-	-	-	-	-	-	-	-	-	-	-	-	-	-	-	-	-	-	-	-	-	-	-
TOTAL	-	-	-	-	-	-	-	-	-	-	-	-	-	-	-	-	-	-	-	-	-	-	-

#31 CHIC DEGAETANO P R/R GR. 6-2/214 SUGARLOAF, PA.

Year	ERA	W-L	APP	GS	CG	SHO	SV	IP	H	R	ER	BB	SO	2B	3B	HR	BF	BAA	WP	HBP	BK	SFA	SHA
2020*	0.00	0-0	2	0	0	0/0	0	1.2	1	0	0	2	1	0	0	0	8	.167	0	0	0	0	0
2021*	18.00	0-0	2	0	0	0/0	0	2.0	4	4	4	1	3	0	1	2	11	.400	0	0	0	0	0
2022*	5.79	4-0	17	9	0	0/0	0	51.1	45	36	33	25	47	10	1	4	226	.234	6	6	0	3	0
2023*	7.21	2-4	20	6	0	0/0	0	48.2	56	43	39	27	48	6	1	8	229	.299	3	9	0	5	1
2024	9.45	1-3	15	0	0	0/0	0	13.1	19	16	14	9	13	5	0	2	71	.333	1	4	0	0	1
TOTAL	6.92	3-7	56	15	0	0/0	0	117.0	125	99	90	64	112	21	3	16	545	.277	10	19	0	8	2

* At Villanova

#10 BEN DEMELL P L/R R-SO. 6-5/205 CONCORD, OHIO

Year	ERA	W-L	APP	GS	CG	SHO	SV	IP	H	R	ER	BB	SO	2B	3B	HR	BF	BAA	WP	HBP	BK	SFA	SHA
2022	0.00	0-0	1	0	0	0/0	0	1.2	1	0	0	3	2	0	0	0	10	.167	0	1	0	0	0
2023	10.13	0-0	11	4	0	0/0	1	24.0	45	33	27	13	21	8	1	2	136	.395	1	6	0	3	0
2024	6.52	0-0	17	0	0	0/0	2	19.1	23	15	14	12	15	4	0	3	99	.274	5	2	0	0	1
TOTAL	8.20	0-0	29	4	0	0/0	3	45.0	69	48	41	28	38	12	1	5	245	.338	6	9	0	3	1

CAREER STATS

#14 MICHAEL DIMARTINI IF R/R FR. 6-1/205 SOUTH FAYETTE, PA.

Year	Avg	GP-GS	AB	R	H	2B	3B	HR	RBI	TB	SLG%	BB	HBP	SO	GDP	OB%	SF	SH	SB-ATT	PO	A	E	FLD%
2024	.167	10-0	6	1	1	0	0	0	0	1	.167	1	0	4	0	.286	0	0	0-0	0	0	0	.000
TOTAL	.167	10-0	6	1	1	0	0	0	0	1	.167	1	0	4	0	.286	0	0	0-0	0	0	0	.000

#3 BILLY GERLOTT OF R/R R-JR. 6-1/181 AUBURN, PA.

Year	Avg	GP-GS	AB	R	H	2B	3B	HR	RBI	TB	SLG%	BB	HBP	SO	GDP	OB%	SF	SH	SB-ATT	PO	A	E	FLD%
2021	-	-	-	-	-	-	-	-	-	-	-	-	-	-	-	-	-	-	-	-	-	-	-
2022	.237	54-51	190	25	45	12	2	6	33	79	.416	23	5	52	7	.332	2	0	4-6	83	3	1	.989
2023	.241	46-43	141	18	34	3	1	2	17	45	.319	25	4	33	2	.371	0	0	4-4	82	1	1	.988
2024	.286	18-11	42	14	12	5	0	1	3	20	.476	6	1	10	0	.388	0	2	0-1	29	2	0	1.000
TOTAL	.244	118-105	373	57	91	20	3	9	53	144	.386	54	10	95	9	.353	2	2	8-11	194	6	2	.990

#2 KYLE HANNON IF/OF L/R SR. 5-10/186 HARRISBURG, PA.

Year	Avg	GP-GS	AB	R	H	2B	3B	HR	RBI	TB	SLG%	BB	HBP	SO	GDP	OB%	SF	SH	SB-ATT	PO	A	E	FLD%
2021	.133	12-9	30	3	4	1	1	0	1	7	.233	2	0	12	0	.188	0	1	0-0	15	0	0	1.000
2022	.230	36-34	126	20	29	7	1	4	19	51	.397	15	2	34	3	.319	1	0	7-7	30	72	14	.879
2023	.293	49-49	181	51	53	10	2	7	25	88	.486	31	4	31	2	.402	3	0	27-34	89	130	8	.965
2024	.189	37-35	127	30	24	5	2	1	15	36	.283	21	1	23	3	.307	1	0	13-17	85	84	6	.966
TOTAL	.237	134-127	464	104	110	23	6	12	60	181	.390	69	7	100	8	.341	5	1	47-58	219	286	28	.947

#24 JADEN HENLINE P L/R SR. 6-2/170 NEW CUMBERLAND, PA.

Year	ERA	W-L	App	GS	CG	SHO	SV	IP	H	R	ER	BB	SO	2B	3B	HR	BF	B/Avg	WP	HBP	BK	SFA	SHA
2021	3.72	0-1	9	3	0	0/0	0	19.1	17	8	8	8	22	2	0	2	86	.230	1	3	0	0	1
2022	5.64	2-3	17	7	1	0/1	3	59.0	74	44	37	16	56	18	4	6	263	.310	6	3	0	1	4
2023	4.70	5-3	15	9	0	0/0	1	61.1	78	39	32	17	35	10	1	3	278	.315	3	5	1	4	4
2024	7.89	3-2	10	10	0	0/0	0	43.1	60	43	38	10	21	14	0	8	204	.331	3	6	0	4	3
TOTAL	5.66	10-9	51	29	1	0/1	4	183.0	229	134	115	51	134	44	5	19	831	.309	13	17	1	9	12

#27 MASON HORWAT P R/R FR. 6-1/185 PITTSBURGH, PA.

Year	ERA	W-L	APP	GS	CG	SHO	SV	IP	H	R	ER	BB	SO	2B	3B	HR	BF	BAA	WP	HBP	BK	SFA	SHA
2024	5.80	3-1	14	3	0	0/0	1	35.2	36	28	23	18	20	4	1	2	162	.265	6	3	0	2	3
TOTAL	5.80	3-1	14	3	0	0/0	1	35.2	36	28	23	18	20	4	1	2	162	.265	6	3	0	2	3

#4 MARTIN HOWELL C R/R FR. 6-2/205 GILLETTE, N.J.

Year	Avg	GP-GS	AB	R	H	2B	3B	HR	RBI	TB	SLG%	BB	HBP	SO	GDP	OB%	SF	SH	SB-ATT	PO	A	E	FLD%
2024	-	-	-	-	-	-	-	-	-	-	-	-	-	-	-	-	-	-	-	-	-	-	-
TOTAL	-	-	-	-	-	-	-	-	-	-	-	-	-	-	-	-	-	-	-	-	-	-	-

#1 JOE JACONSKI IF L/R JR. 6-0/190 PLYMOUTH MEETING, PA.

Year	Avg	GP-GS	AB	R	H	2B	3B	HR	RBI	TB	SLG%	BB	HBP	SO	GDP	OB%	SF	SH	SB-ATT	PO	A	E	FLD%
2022*	.174	20-5	23	1	4	0	0	0	0	4	.174	2	1	6	1	.269	0	0	0-0	13	4	0	1.000
2023*	.000	4-0	4	0	0	0	0	0	2	0	.000	0	0	2	0	.000	1	0	0-0	0	0	1	.000
2024	.315	39-38	146	39	46	9	0	6	29	73	.500	33	5	36	2	.447	4	2	4-7	242	25	2	.993
TOTAL	.289	63-43	173	40	50	9	0	6	31	77	.445	35	6	44	3	.416	5	2	4-7	255	29	3	.990

* At North Carolina

#13 TAYVEN KELLEY OF R/R SR.+ 6-3/198 BOILING SPRINGS, PA.

Year	Avg	GP-GS	AB	R	H	2B	3B	HR	RBI	TB	SLG%	BB	HBP	SO	GDP	OB%	SF	SH	SB-ATT	PO	A	E	FLD%
2020	.188	9-4	16	4	3	2	0	0	1	5	.313	3	1	8	0	.350	0	0	0-0	10	0	0	1.000
2021	.238	28-27	101	8	24	8	2	1	9	39	.386	10	1	37	2	.313	0	3	0-2	53	1	4	.931
2022	.192	49-43	172	20	33	6	4	0	20	47	.273	9	1	66	4	.236	0	1	2-3	92	2	6	.940
2023	.246	46-45	171	33	42	12	5	4	31	76	.444	15	0	63	1	.306	0	1	4-5	88	2	6	.938
2024	.248	36-28	105	24	26	2	1	2	16	36	.343	14	2	29	2	.344	1	0	5-7	68	1	0	1.000
TOTAL	.227	168-147	565	89	128	30	12	7	77	203	.359	51	5	203	9	.296	1	5	11-17	311	6	16	.952

CAREER STATS

#29 CARSON KOHLS P R/R SR. 6-0/209 SACRAMENTO, CALIF.

Year	ERA	W-L	App	GS	CG	SHO	SV	IP	H	R	ER	BB	SO	2B	3B	HR	BF	B/Avg	WP	HBP	BK	SFA	SHA
2021	3.18	0-0	5	0	0	0/0	0	5.2	7	3	2	2	4	1	1	1	27	.304	1	2	0	0	0
2022	4.60	2-0	18	1	0	0/0	0	29.1	29	20	15	21	25	1	2	1	136	.269	5	4	1	1	2
2023	7.36	0-0	9	0	0	0/0	0	7.1	9	8	6	6	4	1	1	1	36	.321	4	1	0	1	0
2024	23.62	0-1	1	1	0	0/0	0	2.2	7	7	7	1	1	1	0	1	16	.500	0	1	0	0	0
TOTAL	6.00	2-1	33	2	0	0/0	0	45.0	52	38	30	30	34	4	4	4	215	.301	10	8	1	2	2

#15 DAVID LEE P R/R SR. 6-2/210 PITTSBURGH, PA.

Year	ERA	W-L	App	GS	CG	SHO	SV	IP	H	R	ER	BB	SO	2B	3B	HR	BF	B/Avg	WP	HBP	BK	SFA	SHA
2020*	-	-	-	-	-	-	-	-	-	-	-	-	-	-	-	-	-	-	-	-	-	-	-
2021*	-	-	-	-	-	-	-	-	-	-	-	-	-	-	-	-	-	-	-	-	-	-	-
2022*	-	-	-	-	-	-	-	-	-	-	-	-	-	-	-	-	-	-	-	-	-	-	-
2023*	4.50	3-0	11	0	0	0/0	1	12.0	7	8	6	12	13	2	0	0	59	.163	4	3	0	1	0
2024	6.35	1-1	19	0	0	0/0	3	22.2	25	19	16	10	19	3	1	1	111	.272	2	7	0	1	1
TOTAL	5.71	4-1	30	0	0	0/0	4	34.2	32	27	22	22	32	5	1	1	170	.237	6	10	0	2	1

* At California (Pa.)

#16 JAMES LORDI P L/L R-FR. 6-0/192 JIM THORPE, PA.

Year	ERA	W-L	APP	GS	CG	SHO	SV	IP	H	R	ER	BB	SO	2B	3B	HR	BF	BAA	WP	HBP	BK	SFA	SHA
2023	-	-	-	-	-	-	-	-	-	-	-	-	-	-	-	-	-	-	-	-	-	-	-
2024	6.30	0-0	7	0	0	0/0	0	10.0	15	7	7	3	7	3	0	1	48	.366	0	3	0	0	1
TOTAL	6.30	0-0	7	0	0	0/0	0	10.0	15	7	7	3	7	3	0	1	48	.366	0	3	0	0	1

#33 TRAVIS LUENSMANN P R/R SR. 6-6/234 ALTOONA, PA.

Year	ERA	W-L	App	GS	CG	SHO	SV	IP	H	R	ER	BB	SO	2B	3B	HR	BF	B/Avg	WP	HBP	BK	SFA	SHA
2021*	15.43	0-1	4	0	0	0/0	0	2.1	4	6	4	1	2	2	0	0	12	.333	0	0	1	0	0
2022	4.52	2-3	15	12	0	0/0	2	67.2	68	43	34	34	78	5	3	3	313	.256	7	5	0	3	5
2023	4.35	6-5	14	6	0	0/0	1	60.0	54	38	29	39	59	7	3	3	283	.243	8	18	0	3	1
2024	4.91	4-2	11	10	0	0/0	0	51.1	36	33	28	44	44	7	1	3	235	.201	2	8	1	2	2
TOTAL	4.72	12-11	44	28	0	0/0	3	181.1	162	120	95	118	183	21	7	9	843	.239	17	31	2	8	8
at PSU	4.58	12-10	40	28	0	0/0	3	179.0	158	114	91	117	181	19	7	9	831	.237	17	31	1	8	8

*At South Carolina

#18 MATT MALONEY C L/R JR. 5-11/170 WINDHAM, N.H.

Year	Avg	GP-GS	AB	R	H	2B	3B	HR	RBI	TB	SLG%	BB	HBP	SO	GDP	OB%	SF	SH	SB-ATT	PO	A	E	FLD%
2022*	.248	41-32	117	14	29	6	0	0	14	35	.299	11	8	32	1	.348	2	0	5-8	238	22	9	.967
2023*	.297	50-40	145	34	43	3	1	3	16	57	.393	15	9	45	2	.390	3	0	4-7	241	21	2	.992
2024	.306	32-29	108	18	33	9	0	1	31	45	.417	13	5	20	2	.398	2	0	1-3	159	14	1	.994
TOTAL	.284	123-101	370	66	105	18	1	4	61	137	.370	39	22	97	5	.379	7	0	10-18	639	57	12	.983

*At Dayton

#40 J.T. MARR C L/R GR. 6-0/190 FORT MILL, S.C.

Year	Avg	GP-GS	AB	R	H	2B	3B	HR	RBI	TB	SLG%	BB	HBP	SO	GDP	OB%	SF	SH	SB-ATT	PO	A	E	FLD%
2022*	.298	57-57	228	39	68	9	4	7	42	106	.465	16	3	38	6	.348	3	0	13-13	396	31	2	.995
2023*	.298	43-42	171	24	51	9	0	3	27	69	.404	12	5	29	2	.351	6	0	6-6	286	18	1	.997
2024	.411	39-38	163	38	67	13	0	6	41	98	.601	13	2	19	4	.453	3	0	1-2	109	8	1	.992
TOTAL	.331	139-137	562	101	186	31	4	16	110	273	.486	41	10	86	12	.379	12	0	20-21	791	57	4	.995

*At College of Charleston

#28 BOBBY MARSH OF/1B L/L SO. 6-3/194 BELLEFONTE, PA.

Year	Avg	GP-GS	AB	R	H	2B	3B	HR	RBI	TB	SLG%	BB	HBP	SO	GDP	OB%	SF	SH	SB-ATT	PO	A	E	FLD%
2023	.310	44-38	145	33	45	13	0	6	35	76	.524	14	5	34	2	.388	1	0	0-0	8	1	1	.900
2024	.352	39-38	142	30	50	9	1	5	38	79	.535	14	9	28	3	.437	2	0	3-5	49	1	4	.926
TOTAL	.331	83-76	287	63	95	22	1	11	73	155	.530	28	14	62	5	.413	3	0	3-5	57	2	5	.922

CAREER STATS

#46 JACK MESSINA 1B/P L/L FR. 6-0/205 STATE COLLEGE, PA.

Year	Avg	GP-GS	AB	R	H	2B	3B	HR	RBI	TB	SLG%	BB	HBP	SO	GDP	OB%	SF	SH	SB-ATT	PO	A	E	FLD%
2024	-	-	-	-	-	-	-	-	-	-	-	-	-	-	-	-	-	-	-	-	-	-	-
TOTAL	-	-	-	-	-	-	-	-	-	-	-	-	-	-	-	-	-	-	-	-	-	-	-

#32 KEVIN MICHAELS IF R/R GR. 5-11/175 ENCININTAS, CALIF.

Year	Avg	GP-GS	AB	R	H	2B	3B	HR	RBI	TB	SLG%	BB	HBP	SO	GDP	OB%	SF	SH	SB-ATT	PO	A	E	FLD%
2022*	.330	49-49	188	34	62	15	2	7	46	102	.543	13	6	24	5	.389	1	0	1-3	70	122	25	.885
2023*	.219	39-35	137	25	30	8	0	1	10	41	.299	17	6	34	1	.327	2	0	0-1	43	84	5	.962
2024	.180	21-16	50	6	9	0	0	1	5	12	.240	8	5	9	2	.338	2	0	1-1	55	22	2	.975
TOTAL	.269	109-100	375	65	101	23	2	9	61	155	.413	38	17	67	8	.359	5	0	2-5	168	228	32	.925

*At St. John's

#41 ZACH MIZRAHI P L/L JR. 6-1/195 JACKSONVILLE, FLA.

Year	ERA	W-L	APP	GS	CG	SHO	SV	IP	H	R	ER	BB	SO	2B	3B	HR	BF	BAA	WP	HBP	BK	SFA	SHA
2024	-	-	-	-	-	-	-	-	-	-	-	-	-	-	-	-	-	-	-	-	-	-	-
TOTAL	-	-	-	-	-	-	-	-	-	-	-	-	-	-	-	-	-	-	-	-	-	-	-

#23 BRYCE MOLINARO IF R/R SO. 6-0/190 DRUMS, PA.

Year	Avg	GP-GS	AB	R	H	2B	3B	HR	RBI	TB	SLG%	BB	HBP	SO	GDP	OB%	SF	SH	SB-ATT	PO	A	E	FLD%
2024	.316	39-39	152	34	48	10	1	7	35	81	.533	19	6	45	2	.403	4	0	4-5	39	56	5	.950
TOTAL	.316	39-39	152	34	48	10	1	7	35	81	.533	19	6	45	2	.403	4	0	4-5	39	56	5	.950

#26 MATT MORASH P L/L FR. 6-0/200 WESTFORD, MASS.

Year	ERA	W-L	APP	GS	CG	SHO	SV	IP	H	R	ER	BB	SO	2B	3B	HR	BF	BAA	WP	HBP	BK	SFA	SHA
2024	7.25	0-0	13	2	0	0/0	0	22.1	30	19	18	15	17	4	1	6	112	.316	1	2	0	0	0
TOTAL	7.25	0-0	13	2	0	0/0	0	22.1	30	19	18	15	17	4	1	6	112	.316	1	2	0	0	0

#0 GRANT NORRIS IF R/R GR. 6-1/192 SOMERSET, PA.

Year	Avg	GP-GS	AB	R	H	2B	3B	HR	RBI	TB	SLG%	BB	HBP	SO	GDP	OB%	SF	SH	SB-ATT	PO	A	E	FLD%
2020*	.111	10-7	18	3	2	0	0	0	2	2	.111	4	3	9	0	.346	1	0	0-0	15	18	1	.971
2021*	.000	11-3	14	2	0	0	0	0	0	0	.000	3	0	8	0	.176	0	0	0-0	1	6	0	1.000
2022*	.300	11-0	10	3	3	0	0	1	2	6	.600	1	0	5	0	.364	0	0	0-0	3	2	1	.833
2023	.276	41-41	145	28	40	11	3	7	42	78	.538	17	5	52	2	.367	2	0	3-4	21	55	9	.894
2024	.278	39-39	151	31	42	7	0	13	37	88	.583	15	3	42	5	.351	2	1	5-6	57	86	14	.911
TOTAL	.257	112-90	338	67	87	18	3	21	83	174	.515	40	11	116	7	.350	5	1	8-10	97	167	25	.913
at PSU	.277	80-80	296	59	82	18	3	20	79	166	.561	32	8	94	7	.359	4	1	8-10	78	141	23	.905

*At Duke

#38 ALEX PAK P L/L FR. 6-1/195 WALLINGFORD, PA.

Year	ERA	W-L	APP	GS	CG	SHO	SV	IP	H	R	ER	BB	SO	2B	3B	HR	BF	BAA	WP	HBP	BK	SFA	SHA
2024	-	-	-	-	-	-	-	-	-	-	-	-	-	-	-	-	-	-	-	-	-	-	-
TOTAL	-	-	-	-	-	-	-	-	-	-	-	-	-	-	-	-	-	-	-	-	-	-	-

#21 WILL PERKOWSKI 1B/P R/R FR. 6-4/200 NEW BOSTON, N.H.

Year	Avg	GP-GS	AB	R	H	2B	3B	HR	RBI	TB	SLG%	BB	HBP	SO	GDP	OB%	SF	SH	SB-ATT	PO	A	E	FLD%
2024	-	-	-	-	-	-	-	-	-	-	-	-	-	-	-	-	-	-	-	-	-	-	-
TOTAL	-	-	-	-	-	-	-	-	-	-	-	-	-	-	-	-	-	-	-	-	-	-	-
Year	ERA	W-L	APP	GS	CG	SHO	SV	IP	H	R	ER	BB	SO	2B	3B	HR	BF	BAA	WP	HBP	BK	SFA	SHA
2024	11.74	1-3	14	0	0	0/0	0	15.1	25	20	20	10	16	5	0	2	83	.362	1	3	0	1	0
TOTAL	11.74	1-3	14	0	0	0/0	0	15.1	25	20	20	10	16	5	0	2	83	.362	1	3	0	1	0

CAREER STATS

#7 C.J. PITTARO IF L/R SR. 6-1/204 HAMILTON, N.J.

Year	Avg	GP-GS	AB	R	H	2B	3B	HR	RBI	TB	SLG%	BB	HBP	SO	GDP	OB%	SF	SH	SB-ATT	PO	A	E	FLD%
2021*	.333	5-0	3	0	1	0	0	0	3	1	.333	0	0	0	0	.333	0	0	0-0	0	1	0	1.000
2022	.238	32-22	80	14	19	3	0	0	10	22	.275	11	1	23	1	.337	0	0	1-2	15	32	5	.904
2023	.277	24-9	47	7	13	1	1	0	8	16	.340	2	0	11	1	.306	0	0	0-0	41	0	1	.976
2024	.000	2-0	2	0	0	0	0	0	0	0	.000	0	0	1	0	.000	0	0	0-0	-	-	-	-
TOTAL	.250	63-31	132	21	33	4	1	0	21	39	.295	13	1	35	2	.322	0	0	1-2	56	33	6	.937
at PSU	.248	58-31	129	21	32	4	1	0	18	38	.297	13	1	35	2	.324	0	0	1-2	56	32	6	.936

*At Vanderbilt

#25 CHASE RENNER P R/R SO. 6-4/200 ALBURTIS, PA.

Year	ERA	W-L	APP	GS	CG	SHO	SV	IP	H	R	ER	BB	SO	2B	3B	HR	BF	BAA	WP	HBP	BK	SFA	SHA
2022	6.19	2-2	13	1	0	0/0	1	16.0	17	14	11	16	19	4	0	0	80	.283	4	1	0	1	2
2023	10.12	0-0	1	0	0	0/0	0	2.2	4	3	3	3	2	0	0	2	14	.364	0	0	0	0	0
2024	-	-	-	-	-	-	-	-	-	-	-	-	-	-	-	-	-	-	-	-	-	-	-
TOTAL	6.75	2-2	14	1	0	0/0	1	18.2	21	17	14	19	21	4	0	2	94	.296	4	1	0	1	2

#20 FRANKIE SANCHEZ P L/R JR. 6-0/195 KENDALL PARK, N.J.

Year	ERA	W-L	APP	GS	CG	SHO	SV	IP	H	R	ER	BB	SO	2B	3B	HR	BF	BAA	WP	HBP	BK	SFA	SHA
2022*	6.75	0-0	8	0	0	0	0	9.1	11	7	7	8	12	2	0	2	46	.289	2	0	0	0	0
2023*	2.44	8-1	16	6	1	1/0	2	66.1	53	20	18	22	71	9	1	4	271	.218	1	2	2	2	2
2024	6.16	2-2	9	7	0	0/0	0	30.2	35	26	21	14	25	5	1	7	142	.285	2	4	0	0	1
TOTAL	3.89	10-3	33	13	1	1/0	2	106.1	99	53	46	44	108	16	2	13	459	.245	5	6	2	2	3

*At Southern New Hampshire

#30 ANTHONY STEELE P L/L JR. 6-4/230 SHELTON, CONN.

Year	ERA	W-L	APP	GS	CG	SHO	SV	IP	H	R	ER	BB	SO	2B	3B	HR	BF	BAA	WP	HBP	BK	SFA	SHA
2022	15.19	0-0	7	1	0	0/0	0	5.1	10	11	9	7	9	1	1	0	40	.370	2	6	0	0	0
2023	6.43	2-1	11	1	0	0/0	0	14.0	10	12	10	11	21	3	0	1	68	.192	3	4	0	0	1
2024	5.93	2-1	19	0	0	0/0	1	27.1	21	18	18	18	26	4	0	1	123	.214	6	5	0	1	1
TOTAL	7.14	4-2	37	2	0	0/0	1	46.2	41	41	37	36	56	8	1	2	231	.232	11	15	0	1	2

#9 CONNOR THRONEBERRY P R/R R-SO. 6-6/235 ST. LOUIS, MO.

Year	ERA	W-L	APP	GS	CG	SHO	SV	IP	H	R	ER	BB	SO	2B	3B	HR	BF	BAA	WP	HBP	BK	SFA	SHA
2022	-	-	-	-	-	-	-	-	-	-	-	-	-	-	-	-	-	-	-	-	-	-	-
2023	10.91	0-1	13	0	0	0/0	0	15.2	25	22	19	10	13	6	0	4	86	.347	0	3	0	1	0
2024	3.09	2-0	11	0	0	0/0	0	11.2	10	9	4	12	9	3	1	0	58	.233	3	1	0	1	1
TOTAL	7.57	2-1	24	0	0	0/0	0	27.1	35	31	23	22	22	9	1	4	144	.304	3	4	0	2	1

#6 TY TORTI IF S/R SO. 5-11/192 RALEIGH, N.C.

Year	Avg	GP-GS	AB	R	H	2B	3B	HR	RBI	TB	SLG%	BB	HBP	SO	GDP	OB%	SF	SH	SB-ATT	PO	A	E	FLD%
2023	.167	7-0	6	2	1	0	0	0	0	1	.167	2	1	3	0	.444	0	0	0-0	2	2	1	.800
2024	-	-	-	-	-	-	-	-	-	-	-	-	-	-	-	-	-	-	-	-	-	-	-
TOTAL	.167	7-0	6	2	1	0	0	0	0	1	.167	2	1	3	0	.444	0	0	0-0	2	2	1	.800

#22 BRANDON WINGENROTH P R/R R-FR. 5-11/170 MANHEIM, PA.

Year	ERA	W-L	APP	GS	CG	SHO	SV	IP	H	R	ER	BB	SO	2B	3B	HR	BF	BAA	WP	HBP	BK	SFA	SHA
2024	27.00	0-0	2	0	0	0/0	0	1.1	5	4	4	1	1	1	0	1	10	.556	0	0	0	0	0
TOTAL	27.00	0-0	2	0	0	0/0	0	1.1	5	4	4	1	1	1	0	1	10	.556	0	0	0	0	0

#35 ADIN ZORN OF R/R FR. 6-2/180 ALIQUIPPA, PA.

Year	Avg	GP-GS	AB	R	H	2B	3B	HR	RBI	TB	SLG%	BB	HBP	SO	GDP	OB%	SF	SH	SB-ATT	PO	A	E	FLD%
2024	-	4-0	-	2	-	-	-	-	-	-	-	-	-	-	-	-	-	-	-	-	-	-	-
TOTAL	-	4-0	-	2	-	-	-	-	-	-	-	-	-	-	-	-	-	-	-	-	-	-	-

HEAD COACH MIKE GAMBINO



**MIKE
GAMBINO**
BOSTON COLLEGE, 2000
OVERALL: 311-385 (14TH YR)
PSU: 20-19 (1ST YR)

Head Coach

Mike Gambino was hired on July 3, 2023 as the 15th head coach in Penn State baseball program history. Gambino takes over the Penn State Baseball program after 13 years at the helm of his alma mater Boston College.

In 13 seasons leading the Eagles, Gambino ranks second in program history in wins (291) while guiding Boston College to a pair of NCAA Regional appearances in 2016 and 2023 and an NCAA Super Regional appearance in 2016. He had five seasons of 25 or more wins and eight seasons with 10 or more ACC wins. BC also appeared in the ACC Championship Tournament four times under Gambino's tutelage, including berths in three of four years for the first time since Boston College joined the ACC in 2006.

Gambino has a long history of developing Major League Baseball talent with 34 draft picks in his 13 years at BC. He had three first round picks and eight picks in the first five rounds of the MLB Draft in his BC tenure. Four former Boston College players appeared in MLB games in 2023: outfielder Jake Alu (Washington Nationals), outfielder Sal Frelick (Milwaukee Brewers), pitcher Michael King (New York Yankees) and pitcher Emmet Sheehan (Los Angeles Dodgers). Five of Gambino's former BC players have reached the major leagues.

He coached five All-American selections and five Freshman All-Americans at Boston College. Gambino guided 16 All-ACC selections, including 2021 ACC Player of the Year Sal Frelick.

In his time at Boston College, Gambino put together five recruiting classes ranked among the nation's Top 60 by Perfect Game.

In 2023, Gambino guided the Eagles to a 37-20 overall record and 16-14 mark in ACC play. The 37 overall wins tie the program record set by the 2005 squad and the 16 ACC victories are also a highwater mark for the program topping the 14 victories by the 2010 team. Boston College logged 12 ranked wins, including a thrilling 7-6 victory over No. 2 Tennessee in 10 innings, on the way to playing in the Tuscaloosa Regional and reaching the regional final. The Eagles were ranked for 12 weeks in the D1Baseball Poll, reaching as high as ninth. Three of Gambino's players earned All-ACC accolades, including Chris Flynn claiming second-team All-ACC as a starting pitcher.

Gambino's pitching staff ranked 26th in the country in strikeout-to-walk ratio (2.54) and 26th in walks allowed per nine innings (3.58). Boston College held fifth in the country, and led the ACC, with a .982 fielding percentage.

The 2022 MLB Draft saw four of Gambino's student-athletes be chosen, led by second baseman Luke Gold, who was selected in the fifth round by the Detroit Tigers. Pitchers Mason Pelio (Reds - 12th round), Joe Mancini (Astros - 15th round) and Max Gieg (Angels - 18th round) were also chosen in the draft.

In 2021, an impressive three players were selected in the first six rounds of the MLB Draft headlined by outfielder Sal Frelick, who was the 15th overall pick by the Milwaukee Brewers. Shortstop Cody Morissette was picked in the second round by the Miami Marlins and pitcher Emmet Sheehan was selected in the sixth round by the Los Angeles Dodgers.

Gambino led BC to a 31-27 record in 2019 and the Eagles reached the ACC semifinals as the 12th seed with wins over Clemson and top-seeded Louisville. A program-record five Eagles earned All-ACC, led by All-ACC first team pitcher Dan Metzdorf, who was a fifth-round pick for the Chicago White Sox and led the ACC with a 2.30 ERA. Jake Alu (Nationals - 24th round) and Matt Gill (Reds - 27th round) were also chosen during the 2019 MLB Draft.

In 2018, outfielder Chris Galland earned All-ACC third team accolades and Collegiate Baseball News Freshman All-America honors. The 2018 MLB Draft had four of Gambino's players selected with Jake Palomaki (Rays - 18th round), Jacob Stevens (Diamondbacks - 21st round), Brian Rapp (Twins - 26th round) and Dan Metzdorf (Yankees - 38th round).

In 2017, the Eagles returned to the ACC Championship Tournament for the first time since 2010. BC won 10 of its last 15 ACC games with sweeps over Notre Dame and NC State.

Gambino guided the 2016 Eagles to 35 wins, the most since 2005 and third-highest total in program history. They also tallied 13 ACC wins, the most since 2010, while their six conference series victories set a school record. Gambino led the Eagles to a sweep in the Oxford Regional as the third seed to advance to the program's first NCAA Super Regional. BC finished the season in the Top 25 of all four major polls for the first time in program history (15th - D1Baseball, 16th - Baseball America, NCBWA and 21st - USA Today/Coaches Poll).

For his efforts, Gambino was named the 2016 American Baseball Coaches Association (ABCA) Northeast Region Coach of the Year, a finalist for D1Baseball Coach of the Year and earned a spot on the website's top-10 coaching performances of the season.

Gambino proteges were selected in the first round of the MLB Draft in back-to-back years for the first time in program history in 2015 and 2016. Chris Shaw was selected 31st overall by the San Francisco Giants in 2015 and Justin Dunn was taken 19th overall by the New York Mets in 2016. Overall, five players were drafted in 2016: Dunn, Michael King (12th round), Jesse Adams (14th round), Nick Sciortino (19th round) and Joe Cronin (34th round).

Gambino was an assistant coach for four seasons at Virginia Tech prior to his move to Boston College. He served as the Hokies' recruiting coordinator and worked with the hitters and infielders. In his four years, he saw 15 players get drafted in the MLB Draft, including nine in 2010.

Gambino also spent two years as a regional scout for the Detroit Tigers and was an assistant coach at Boston College from 2003-05.

Gambino played for the Eagles from 1997-2000, starting 166 games in the middle infield. He posted a career batting average of .313 with 22 doubles, eight home runs, 87 RBIs and 117 runs. His 78 hits in 2000 were a program record that stood until 2011. Gambino's 52 runs his final year are in the top 10 in BC history.

The Garrison, New York native was a first-team All-Big East, All-New England and All-Northeast region honoree following his senior campaign. He also earned second-team All-New England and Big East Academic Team accolades during his playing career.

Gambino played two seasons in the Boston Red Sox minor league system. He spent the 2000 season with the Augusta Green Jackets before splitting the 2001 season between Augusta and the Lowell Spinners. In 2002, the Red Sox hired Gambino as a special assistant to the Major League staff before heading back to Lowell for a coaching role with the Spinners just prior to the June draft. Following his stint in Lowell, the Red Sox sent Gambino to the MLB Scout Development Program.

Gambino received his bachelor's degree from Boston College in English and theology. He and his wife, Jill, have two children, Sonny and Callahan.

OVERALL STATS

The Automated ScoreBook
Overall Statistics for Penn State (as of Apr 28, 2024)
(All games Sorted by Batting avg)

Record: 20-19 Home: 9-7 Away: 6-10 Neutral: 5-2 Conference: 7-11

Player	avg	gp-gs	ab	r	h	2b	3b	hr	rbi	tb	slg%	bb	hp	so	gdp	ob%	sf	sh	sb-att	po	a	e	fld%	
40 Marr, J.T.	.411	39-38	163	38	67	13	0	6	41	98	.601	13	2	19	4	.453	3	0	1-2	109	8	1	.992	
28 Marsh, Bobby	.352	39-38	142	30	50	9	1	5	38	76	.535	14	9	28	3	.437	2	0	3-5	49	1	4	.926	
12 Cecere, Adam	.331	39-39	130	41	43	10	0	13	39	92	.708	38	9	38	2	.497	4	0	7-8	94	3	4	.960	
23 Molinaro, Bryce	.316	39-39	152	34	48	10	1	7	35	81	.533	19	6	45	2	.403	4	0	4-5	39	56	5	.950	
1 Jaconski, Joe	.315	39-38	146	39	46	9	0	6	29	73	.500	33	5	36	2	.447	4	2	4-7	242	25	2	.993	
18 Maloney, Matt	.306	32-29	108	18	33	9	0	1	31	45	.417	13	5	20	2	.398	2	0	1-3	159	14	1	.994	
0 Norris, Grant	.278	39-39	151	31	42	7	0	13	37	88	.583	15	3	42	5	.351	2	1	5-6	57	86	14	.911	
13 Kelley, Tayven	.248	36-28	105	24	26	2	1	2	16	36	.343	14	2	29	2	.344	1	0	5-7	68	1	0	1.000	
2 Hannon, Kyle	.189	37-35	127	30	24	5	2	1	15	36	.283	21	1	23	3	.307	1	0	13-17	85	84	6	.966	

19 Cease, Derek	.400	16-1	5	3	2	0	0	0	1	2	.400	0	0	2	0	.400	0	0	1-2	9	5	1	.933	
3 Gerlott, Billy	.286	19-11	42	14	12	5	0	1	3	20	.476	6	2	10	0	.400	0	2	0-1	30	2	0	1.000	
32 Michaels, Kevin	.180	21-16	50	6	9	0	0	1	5	12	.240	8	5	9	2	.338	2	0	1-1	55	22	2	.975	
14 DiMartini, Michael	.167	10-0	6	1	1	0	0	0	0	1	.167	1	0	4	0	.286	0	0	1-1	0	0	0	.000	
7 Pittaro, C.J.	.000	2-0	2	0	0	0	0	0	0	0	.000	0	0	1	0	.000	0	0	0-0	0	0	0	.000	
35 Zorn, Adin	.000	4-0	0	2	0	0	0	0	0	0	.000	0	0	0	0	.000	0	0	0-0	0	0	0	.000	
Totals	.303	39	1329	311	403	79	5	56	290	660	.497	195	49	306	27	.405	25	5	46-65	1009	350	48	.966	
Opponents	.284	39	1327	286	377	68	6	40	255	577	.435	198	53	261	27	.395	13	15	46-61	998	327	43	.969	

LOB - Team (296), Opp (312). DPs turned - Team (34), Opp (33). CI - Team (0), Opp (1). IBB - Team (1), Norris, G. 1, Opp (2).
 Picked off - Hannon, K. 4, Molinaro, B. 2, Norris, G. 1, Cecere, A. 1, Maloney, M. 1.

(All games Sorted by Earned run avg)

Player	era	w-l	app	gs	cg	sho	sv	ip	h	r	er	bb	so	2b	3b	hr	b/avg	wp	hp	bk	sfa	sha
33 Luensmann, Travis	4.91	4-2	11	10	0	0/0	0	51.1	36	33	28	44	44	7	1	3	.201	2	8	1	2	2
24 Henline, Jaden	7.89	3-2	10	10	0	0/0	0	43.1	60	43	38	10	21	14	0	8	.331	3	6	0	4	3

19 Cease, Derek	0.00	0-0	1	0	0	0/0	0	1.0	0	0	0	2	1	0	0	0	.000	0	0	0	0	0
9 Throneberry, Connor	3.09	2-0	11	0	0	0/0	0	11.2	10	9	4	12	9	3	1	0	.233	3	1	0	1	1
27 Horwat, Mason	5.80	3-1	14	3	0	0/0	1	35.2	36	28	23	18	20	4	1	2	.265	6	3	0	2	3
30 Steele, Anthony	5.93	2-1	19	0	0	0/0	1	27.1	21	18	18	18	26	4	0	1	.214	6	5	0	1	1
20 Sanchez, Frankie	6.16	2-2	9	7	0	0/0	0	30.2	35	26	21	14	25	5	1	7	.285	2	4	0	0	1
16 Lordi, James	6.30	0-0	7	0	0	0/0	0	10.0	15	7	7	3	7	3	0	1	.366	0	3	0	0	1
11 Butash, Mason	6.35	1-3	15	6	0	0/0	1	28.1	30	22	20	19	26	5	0	2	.288	1	4	0	1	0
15 Lee, David	6.35	1-1	19	0	0	0/0	3	22.2	25	19	16	10	19	3	1	1	.272	2	7	0	1	1
10 DeMell, Ben	6.52	0-0	17	0	0	0/0	2	19.1	23	15	14	12	15	4	0	3	.274	5	2	0	0	1
26 Morash, Matt	7.25	0-0	13	2	0	0/0	0	22.1	30	19	18	15	17	4	1	6	.316	1	2	0	0	0
31 DeGaetano, Chic	9.45	1-3	15	0	0	0/0	0	13.1	19	16	14	9	13	5	0	2	.333	1	4	0	0	1
21 Perkowski, Will	11.74	1-3	14	0	0	0/0	0	15.1	25	20	20	10	16	5	0	2	.362	1	3	0	1	0
29 Kohls, Carson	23.62	0-1	1	1	0	0/0	0	2.2	7	7	7	1	1	1	0	1	.500	0	1	0	0	0
22 Wingenroth, Brandon	27.00	0-0	2	0	0	0/0	0	1.1	5	4	4	1	1	1	0	1	.556	0	0	0	0	0
Totals	6.74	20-19	39	39	0	0/0	8	336.1	377	286	252	198	261	68	6	40	.284	33	53	1	13	15
Opponents	7.55	19-20	39	39	0	0/0	9	332.2	403	311	279	195	306	79	5	56	.303	35	49	4	25	5

PB - Team (9), Maloney, M. 6, Marr, J.T. 3, Opp (8). Pickoffs - Team (8), Luensmann, T 2, Steele, A. 2, Sanchez, F. 2, Lordi, J. 1, Maloney, M. 1, Opp (10). SBA/ATT - Maloney, M. (24-30), Marr, J.T. (22-26), Sanchez, F. (6-9), Luensmann, T (5-9), Steele, A. (5-6), Butash, M. (3-6), Morash, M. (4-5), Lee, D. (4-5), DeMell, B. (4-4), DeGaetano, C (4-4), Henline, J. (3-3),

CONFERENCE STATS

The Automated ScoreBook
 Conference statistics for Penn State (as of Apr 28, 2024)
 (Conference games only Sorted by Batting avg)

Record: 7-11 Home: 5-4 Away: 2-7 Conference: 7-11

Player	avg	gp-gs	ab	r	h	2b	3b	hr	rbi	tb	slg%	bb	hp	so	gdp	ob%	sf	sh	sb-att	po	a	e	fld%	
28 Marsh, Bobby	.397	18-18	73	18	29	5	1	4	24	48	.658	6	4	18	1	.464	1	0	0-1	32	0	3	.914	
23 Molinaro, Bryce	.357	18-18	70	17	25	4	1	5	17	46	.657	9	2	18	1	.444	0	0	3-4	14	24	3	.927	
40 Marr, J.T.	.355	18-18	76	17	27	6	0	5	22	48	.632	6	1	9	3	.400	2	0	1-2	53	3	0	1.000	
12 Cecere, Adam	.338	18-18	65	17	22	5	0	7	20	48	.738	14	2	18	1	.458	2	0	3-3	43	0	3	.935	
1 Jaconski, Joe	.320	18-18	75	22	24	5	0	4	16	41	.547	12	2	17	1	.422	1	0	2-2	124	13	0	1.000	
18 Maloney, Matt	.302	16-14	53	8	16	5	0	0	9	21	.396	5	4	9	1	.403	0	0	1-2	63	4	0	1.000	
0 Norris, Grant	.284	18-18	74	15	21	2	0	9	20	50	.676	3	2	18	1	.325	1	0	1-1	27	35	6	.912	
13 Kelley, Tayven	.265	16-14	49	12	13	2	0	0	5	15	.306	11	1	13	2	.410	0	0	2-3	30	0	0	1.000	
2 Hannon, Kyle	.151	17-15	53	13	8	1	1	0	3	11	.208	8	1	8	0	.270	1	0	2-4	44	36	4	.952	

32 Michaels, Kevin	.154	9-8	26	3	4	0	0	1	1	7	.269	1	2	7	1	.241	0	0	1-1	9	12	1	.955	
3 Gerlott, Billy	.100	5-3	10	1	1	1	0	0	0	2	.200	2	1	4	0	.308	0	0	0-0	9	1	0	1.000	
14 DiMartini, Michael	.000	6-0	4	0	0	0	0	0	0	0	.000	0	0	3	0	.000	0	0	1-1	0	0	0	.000	
19 Cease, Derek	.000	9-0	1	1	0	0	0	0	0	0	.000	0	0	1	0	.000	0	0	0-0	5	3	0	1.000	
7 Pittaro, C.J.	.000	1-0	1	0	0	0	0	0	0	0	.000	0	0	0	0	.000	0	0	0-0	0	0	0	.000	
35 Zorn, Adin	.000	2-0	0	1	0	0	0	0	0	0	.000	0	0	0	0	.000	0	0	0-0	0	0	0	.000	
Totals	.302	18	630	145	190	36	3	35	137	337	.535	77	22	143	12	.392	8	0	17-24	460	155	23	.964	
Opponents	.304	18	628	153	191	35	3	23	133	301	.479	92	26	108	9	.409	10	7	21-25	464	155	21	.967	

LOB - Team (129), Opp (150). DPs turned - Team (13), Opp (17). CI - Team (0), Opp (1). IBB - Team (0), Opp (1). Picked off - Hannon, K. 1, Maloney, M. 1, Molinaro, B. 1, Cecere, A. 1.

(Conference games only Sorted by Earned run avg)

Player	era	w-l	app	gs	cg	sho	sv	ip	h	r	er	bb	so	2b	3b	hr	b/avg	wp	hp	bk	sfa	sha		
33 Luensmann, Travis	4.88	2-1	6	5	0	0/0	0	27.2	22	19	15	25	28	5	1	1	.220	0	3	1	1	2		
27 Horwat, Mason	6.05	1-1	8	1	0	0/0	0	19.1	23	14	13	10	7	2	1	1	.315	5	2	0	2	3		
24 Henline, Jaden	6.21	1-2	6	6	0	0/0	0	29.0	35	25	20	6	16	8	0	6	.294	2	5	0	3	1		
20 Sanchez, Frankie	8.02	1-2	6	5	0	0/0	0	21.1	30	24	19	9	14	4	0	7	.326	2	4	0	0	1		

9 Throneberry, Connor	4.50	0-0	2	0	0	0/0	0	2.0	2	5	1	3	0	1	0	0	.250	1	1	0	1	0		
16 Lordi, James	4.50	0-0	2	0	0	0/0	0	2.0	3	1	1	0	1	0	0	0	.375	0	1	0	0	0		
10 DeMell, Ben	6.75	0-0	5	0	0	0/0	0	4.0	5	4	3	1	3	1	0	1	.278	3	0	0	0	0		
26 Morash, Matt	7.56	0-0	5	1	0	0/0	0	8.1	9	7	7	9	10	0	0	3	.265	0	0	0	0	0		
30 Steele, Anthony	9.00	0-1	10	0	0	0/0	1	12.0	11	12	12	10	9	2	0	0	.250	2	4	0	1	0		
15 Lee, David	9.72	0-0	8	0	0	0/0	0	8.1	9	10	9	6	6	1	1	0	.265	0	2	0	1	0		
11 Butash, Mason	11.37	0-1	5	0	0	0/0	0	6.1	12	9	8	5	4	3	0	0	.414	1	2	0	0	0		
31 DeGaetano, Chic	12.00	1-1	5	0	0	0/0	0	3.0	7	4	4	0	1	3	0	1	.438	1	0	0	0	0		
21 Perkowski, Will	15.58	1-2	8	0	0	0/0	0	8.2	18	15	15	7	8	4	0	2	.409	1	2	0	1	0		
22 Wingenroth, Brandon	27.00	0-0	2	0	0	0/0	0	1.1	5	4	4	1	1	1	0	1	.556	0	0	0	0	0		
Totals	7.69	7-11	18	18	0	0/0	1	153.1	191	153	131	92	108	35	3	23	.304	18	26	1	10	7		
Opponents	7.62	11-7	18	18	0	0/0	6	154.2	190	145	131	77	143	36	3	35	.302	15	22	1	8	0		

PB - Team (6), Maloney, M. 4, Marr, J.T. 2, Opp (4). Pickoffs - Team (4), Maloney, M. 1, Steele, A. 1, Sanchez, F. 1, Luensmann, T 1, Opp (5). SBA/ATT - Marr, J.T. (12-12), Maloney, M. (9-10), Sanchez, F. (4-5), Luensmann, T (3-5), Steele, A. (3-4), Morash, M. (4-4), Lee, D. (3-3), Henline, J. (2-2), Perkowski, W (1-1), Throneberry (1-1).

RADIO/TV ROSTER



0 Grant Norris
IF, Gr.



1 Joe Jaconski
IF, Jr.



2 Kyle Hannon
IF/OF, Sr.



3 Billy Gerlott
OF, R-Jr.



4 Martin Howell
C, Fr.



6 Ty Torti
IF, So.



7 C.J. Pittaro
IF, Sr.



8 Mike Lucarelli
IF, Fr.



9 Connor Throneberry
RHP, R-So.



10 Ben DeMell
RHP, R-So.



11 Mason Butash
RHP, Fr.



12 Adam Cecere
OF, Gr.



13 Tayven Kelley
OF, Sr.+



14 Michael DiMartini
IF, Fr.



15 David Lee
RHP, Sr.



16 James Lordi
LHP, R-Fr.



18 Matt Maloney
C, Jr.



19 Derek Cease
IF, Jr.



20 Frankie Sanchez
RHP, Jr.



21 Will Perkowski
1B/RHP, Fr.



22 Brandon Wingenroth
RHP, R-Fr.



23 Bryce Molinaro
IF, So.



24 Jaden Henline
RHP, Sr.



25 Chase Renner
RHP, Jr.



26 Matt Morash
LHP, Fr.



27 Mason Horwat
RHP, Fr.



28 Bobby Marsh
OF/1B, So.



29 Carson Kohls
RHP, Sr.



30 Anthony Steele
LHP, Jr.



31 Chic DeGaetano
RHP, Gr.



32 Kevin Michaels
IF, Gr.



33 Travis Luensmann
RHP, Sr.



34 CJ Carmichael
IF, R-Fr.



35 Adin Zorn
OF, Fr.



36 Aiden Coleman
RHP, R-Fr.



38 Alex Pak
LHP, Fr.



40 J.T. Marr
C, Gr.



41 Zach Mizrahi
LHP, Jr.



43 Jacob Coffin
LHP, So.



46 Jack Messina
1B/LHP, Fr.

