

IOWA HAWKEYES®

2023-24 MEN'S BASKETBALL


3 FINAL FOURS 8 BIG TEN CHAMPIONSHIPS 3 BIG TEN TOURNAMENT TITLES 29 NCAA TOURNAMENTS

HAWKEYES


13-9 OVERALL
5-6 B1G
--/-- RANKING (AP/COACHES)
60 NET

FRAN McCAFFERY
HEAD COACH

274-185
RECORD at IOWA
(14TH SEASON)



at



11-11 OVERALL
5-6 B1G
--/-- RANKING (AP/COACHES)
100 NET

MIKE RHOADES
HEAD COACH

11-11
RECORD at PSU
(1ST SEASON)

NITTANY LIONS

2023-24 SCHEDULE

(13-9 OVERALL | H: 9-3 | A: 2-5 | N: 2-1)

| Date | UI Rank | Opp. Rank | Opponent | TV | Time/Result |
|-------------|---------|-----------|--------------------------|---------|-------------|
| Oct. 30 | - | - | Quincy (Exh.) | B1G+ | W, 103-76 |
| Nov. 7 | - | - | North Dakota | B1G+ | W, 110-68 |
| Nov. 10 | - | - | Alabama State | Peacock | W, 98-67 |
| Nov. 14 | - | 8 | at Creighton | FS1 | L, 84-92 |
| Nov. 17 | - | - | Arkansas State | B1G+ | W, 88-74 |
| Nov. 23 | - | RV | vs. Oklahoma! | FS1 | L, 67-79 |
| Nov. 24 | - | - | vs. Seton Hall | FOX | W, 85-72 |
| Nov. 29 | - | - | North Florida | BTN | W, 103-78 |
| Dec. 4 | - | 4 | at Purdue* | BTN | L, 68-87 |
| Dec. 7 | - | - | at Iowa State@ | ESPN | L, 65-90 |
| Dec. 10 | - | - | Michigan* | BTN | L, 80-90 |
| Dec. 16 | - | - | vs. Florida A&M# | BTN | W, 88-52 |
| Dec. 20 | - | - | UMBC | BTN | W, 103-81 |
| Dec. 29 | - | - | Northern Illinois | B1G+ | W, 103-74 |
| Jan. 2 | - | 21 | at Wisconsin* | BTN | L, 72-83 |
| Jan. 6 | - | - | Rutgers* | BTN | W, 86-77 |
| Jan. 12 | - | - | Nebraska* | BTN | W, 94-76 |
| Jan. 15 | - | - | at Minnesota* | BTN | W, 86-77 |
| Jan. 20 | - | 2 | Purdue* | FS1 | L, 70-84 |
| Jan. 24 | - | - | Maryland* | BTN | L, 67-69 |
| Jan. 27 | - | - | at Michigan* | FS1 | W, 88-78 |
| Jan. 30 | - | - | at Indiana* | BTN | L, 68-74 |
| Feb. 2 | - | - | Ohio State* | FS1 | W, 79-77 |
| Feb. 8 | - | - | at Penn State* | BTN | 6 p.m. |
| Feb. 11 | - | - | Minnesota* | BTN | 2 p.m. |
| Feb. 14 | - | - | at Maryland* | BTN | 7:30 p.m. |
| Feb. 17 | - | - | Wisconsin* | BTN | 1:15 p.m. |
| Feb. 20 | - | - | at Michigan St.* | Peacock | 6 p.m. |
| Feb. 24 | - | - | at Illinois* | BTN | 1:15 p.m. |
| Feb. 27 | - | - | Penn State* | BTN | 8 p.m. |
| March 2 | - | - | at Northwestern* | BTN | 4:30 p.m. |
| March 10 | - | - | Illinois* | FS1 | 6 p.m. |
| March 13-17 | - | - | at Big Ten Tournament \$ | | |

All times Central and subject to change. | AP Ranking | ! Rody Children's Invitational (San Diego, Calif.) | @ Iowa Corn Cy-Hawk Series | # Game played in Des Moines, Iowa | * Big Ten Conference contest | \$ Played in Minneapolis

IOWA COMMUNICATIONS

JAMES ALLAN, MBB CONTACT
Email: james-allan@uiowa.edu
Cell: 319-530-5792



IOWA at PENN STATE \ FEB. 8, 2024 \ 6 P.M. (CT)

GAME 23






Arena: Bryce Jordan Center (15,261)
TV: BTN
Talent: Jason Horowitz (play-by-play), Shon Morris (color)
Radio: Hawkeye Radio Network (Gary Dolphin (play-by-play), Bob Hansen (color))

LiveStats: Iowa.Statbroadcast.com
Series Record: Iowa leads, 33-20
Last Meeting: PSU won 83-79 on 1/1/23 in University Park

OPENING TIP

- Iowa travels to Happy Valley to face Penn State on Thursday at the Bryce Jordan Center. The Hawkeyes have won two of their last three road contests dating back to mid-January.
- Senior Tony Perkins has scored 20+ points in five consecutive games -- a first by a Hawkeye since Keegan Murray in the 2021-22 season. Perkins is the first Iowa guard to accomplish the feat since Fred Brown in 1971; he is averaging 22 points, four assists, 3.6 assists and 2.2 steals, while committing just six turnovers in the five-game stretch. He is shooting 54.3 percent from the floor and 86.1 percent from the free throw stripe.
- Perkins became the 52nd player in Iowa history to surpass the 1,000 career points mark in the victory at Michigan on Jan. 27.
- In Big Ten play, Perkins is sixth in the league in scoring (18.6), sixth in steals (2.1) and ninth in assists (4.3).
- Perkins is currently the only player in the Big Ten (and one of six nationally) with 340+ points, 90+ assists, 90+ rebounds and 40+ steals. He is the only player among the six with fewer than 35 turnovers.
- Junior Payton Sandfort scored back-to-back 20+ point games in consecutive road games at Michigan and at Indiana. He tied his career-high, scoring 26 points in the two games. Sandfort made 11 3-pointers -- the most in a two-game stretch in his career.
- Iowa tied a single game free throw percentage school record by making 18-of-18 free throw attempts at Michigan.
- Head coach Fran McCaffery is the winningest coach in program history, winning 274 career games, including 131 Big Ten victories.
- Freeman earned his seventh Big Ten Freshman of the Week honor on Jan. 29 after averaging 14.5 points and nine rebounds in games against Maryland and Michigan. The seven honors are tied for the second-most in league history.
- Freeman has three double-doubles this season -- the most by a Hawkeye freshman since Luka Garza.
- Iowa is one the nation's top offensive teams, averaging 84.2 points in 22 games. The Hawkeyes are second in the Big Ten and rank 16th nationally. The team has scored at least 84 points in 13 games, averaging 93.2 points in wins and 71.2 points in losses.
- The Hawkeyes are third in the Big Ten and rank eighth nationally, averaging 18.3 assists per game. Iowa is leading the Big Ten and rank third nationally with a 1.87 assist-to-turnover ratio.
- Iowa is one of 10 teams in the country to make the last four NCAA Tournaments and one of only three Big Ten teams to accomplish the feat (Purdue, Michigan State).

PROBABLE STARTERS

| | | | | |
|---|---|--|---|---|
|  |  |  |  |  |
| 11 • TONY PERKINS G • 6-4 • 205 • Sr. | 4 • JOSH DIX G • 6-5 • 200 • So. | 20 • PAYTON SANDFORT F • 6-7 • 215 • Jr. | 23 • BEN KRİKKE F • 6-9 • 245 • Grad. | 32 • OWEN FREEMAN F • 6-10 • 230 • Fr. |
| MIN: 29.9 | MIN: 20.2 | MIN: 28.6 | MIN: 29.2 | MIN: 20.9 |
| PPG: 15.7 | PPG: 7.3 | PPG: 15.0 | PPG: 14.7 | PPG: 10.7 |
| FG%: .471 | FG%: .551 | FG%: .467 | FG%: .538 | FG%: .642 |
| ASST: 4.1 | 3PT%: .455 | 3PT%: .392 | REB: 4.9 | REB: 6.0 |
| REB: 4.1 | REB: 2.1 | REB: 6.7 | STL: 1.0 | BLK: 1.6 |

NUMERICAL ROSTER

| No. | Name | Pos. | Ht. | Wt. | Yr. | Exp. | Hometown/High School (Previous School) | Pronunciation Guide |
|-----|-------------------|------|------|-----|--------|------|--|---------------------|
| 0 | Even Brauns | C | 6-9 | 245 | Sr. | Tr. | Iowa City, Iowa/Iowa City West (Belmont) | Evan |
| 1 | Spencer Hutchison | G | 6-4 | 202 | RS Fr. | -- | Dallas, Texas/The Episcopal School of Dallas | |
| 2 | Brock Harding | G | 6-0 | 162 | Fr. | HS | Moline, Ill./Moline | |
| 4 | Josh Dix | G | 6-5 | 200 | So. | 1L | Council Bluffs, Iowa/Lincoln | |
| 5 | Dasonte Bowen | G | 6-2 | 183 | So. | 1L | Boston, Mass./Brewster Academy | dah-SUHN-tae |
| 10 | Jovone Cater | G | 6-2 | 180 | Sr. | -- | Far Rockaway, N.Y./Holy Cross | Jah-vahn |
| 11 | Tony Perkins | G | 6-4 | 205 | Sr. | 3L | Indianapolis, Ind./Lawrence North | |
| 13 | Ladji Dembele | F | 6-8 | 250 | Fr. | HS | Newark, N.J./St. Benedict's Prep | LAH-gee Dem-BELL-eh |
| 14 | Carter Kingsbury | G | 6-4 | 225 | RS So. | 1L | Ponca, Neb./Brewster Academy (N.H.) | |
| 20 | Payton Sandfort | F | 6-7 | 215 | Jr. | 2L | Waukee, Iowa/Waukee | |
| 22 | Patrick McCaffery | F | 6-9 | 212 | RS Sr. | 3L | Iowa City, Iowa/West | |
| 23 | Ben Krikke | F | 6-9 | 245 | Grad. | Tr. | Edmonton, Alberta/Jasper Place (Valparaiso) | CRICK-ee |
| 24 | Pryce Sandfort | F | 6-6 | 205 | Fr. | HS | Waukee, Iowa/Waukee Northwest | |
| 25 | Luc Laketa | G | 6-5 | 185 | Jr. | 2L | Concord, Mich./Hanover Horton/Winchendon (Mass.) | Luke Lah-KET-ah |
| 32 | Owen Freeman | F | 6-10 | 230 | Fr. | HS | Moline, Ill./Moline | |
| 44 | Riley Mulvey | F | 6-11 | 245 | Jr. | 2L | Rotterdam, N.Y./Covington | |

ALPHABETICAL ROSTER

| No. | Name | Pos. | Ht. | Wt. | Yr. | Exp. | Hometown/High School (Previous School) | Pronunciation Guide |
|-----|-------------------|------|------|-----|--------|------|--|---------------------|
| 5 | Dasonte Bowen | G | 6-2 | 183 | So. | 1L | Boston, Mass./Brewster Academy | dah-SUHN-tae |
| 0 | Even Brauns | C | 6-9 | 245 | Sr. | Tr. | Iowa City, Iowa/Iowa City West (Belmont) | Evan |
| 10 | Jovone Cater | G | 6-2 | 180 | Sr. | -- | Far Rockaway, N.Y./Holy Cross | Jah-vahn |
| 13 | Ladji Dembele | F | 6-8 | 250 | Fr. | HS | Newark, N.J./St. Benedict's Prep | LAH-gee Dem-BELL-eh |
| 4 | Josh Dix | G | 6-5 | 200 | So. | 1L | Council Bluffs, Iowa/Lincoln | |
| 32 | Owen Freeman | F | 6-10 | 230 | Fr. | HS | Moline, Ill./Moline | |
| 2 | Brock Harding | G | 6-0 | 162 | Fr. | HS | Moline, Ill./Moline | |
| 1 | Spencer Hutchison | G | 6-4 | 202 | RS Fr. | -- | Dallas, Texas/The Episcopal School of Dallas | |
| 14 | Carter Kingsbury | G | 6-4 | 225 | RS So. | 1L | Ponca, Neb./Brewster Academy (N.H.) | |
| 23 | Ben Krikke | F | 6-9 | 245 | Grad. | Tr. | Edmonton, Alberta/Jasper Place (Valparaiso) | CRICK-ee |
| 25 | Luc Laketa | G | 6-5 | 185 | Jr. | 2L | Concord, Mich./Hanover Horton/Winchendon (Mass.) | Luke Lah-KET-ah |
| 22 | Patrick McCaffery | F | 6-9 | 212 | RS Sr. | 3L | Iowa City, Iowa/West | |
| 44 | Riley Mulvey | F | 6-11 | 245 | Jr. | 2L | Rotterdam, N.Y./Covington | |
| 11 | Tony Perkins | G | 6-4 | 205 | Sr. | 3L | Indianapolis, Ind./Lawrence North | |
| 20 | Payton Sandfort | F | 6-7 | 215 | Jr. | 2L | Waukee, Iowa/Waukee | |
| 24 | Pryce Sandfort | F | 6-6 | 205 | Fr. | HS | Waukee, Iowa/Waukee Northwest | |

SOCIAL ROSTER

| No. | Name | X | Instagram |
|-----|-------------------|------------------|---------------------|
| 0 | Even Brauns | @EvenBrauns | @evenbrauns |
| 1 | Spencer Hutchison | @hutchison34033 | @spencer.hutc |
| 2 | Brock Harding | @hardingbrock2 | @brock.harding2 |
| 4 | Josh Dix | @J0shDix | @joshdix4 |
| 5 | Dasonte Bowen | @uncle_drew5 | @da5onte |
| 10 | Jovone Cater | -- | @lamjccater |
| 11 | Tony Perkins | @Saucy__T | @tonyperkins11_ |
| 13 | Ladji Dembele | @ladji_kalilou | @lj_ladji |
| 14 | Carter Kingsbury | @CarterKingsbury | @carterkingsbury |
| 20 | Payton Sandfort | @Payton_20_ | @Payton.20_ |
| 22 | Patrick McCaffery | @patrickmccaff22 | @patrickmccaffery22 |
| 23 | Ben Krikke | @BenKrikke | @benkrikke |
| 24 | Pryce Sandfort | @prycesandfort | @prycesandfort |
| 25 | Luc Laketa | @LaketaLuc | @luc.laketa |
| 32 | Owen Freeman | @_OwenFreeman | @_owenfreeman |
| 44 | Riley Mulvey | @MulveyRiley | @rileymulvey_ |



COACHING STAFF

| NAME | POSITION \\ YEAR AT IOWA | ALMA MATER \\ YEAR |
|-------------------|---|------------------------|
| Fran McCaffery | Head Coach \\ 14th year | Pennsylvania \\ 1982 |
| Sherman Dillard | Assistant Coach \\ 14th year | James Madison \\ 1978 |
| Courtney Eldridge | Assistant Coach \\ 8th year | UNC Greensboro \\ 2015 |
| Matt Gatens | Assistant Coach \\ 2nd year | Iowa \\ 2012 |
| Tristan Spurlock | Assistant Coach, Player Development \\ 2nd year | UCF \\ 2014 |
| Al Seibert | Chief of Staff \\ 13th year | Fredonia State \\ 1985 |
| Kyle Denning | Director, Operations \\ 9th year | Iowa \\ 2015 |
| Lucas Pauley | Video Coordinator \\ 8th year | Iowa \\ 2018 |



HEAD COACH FRAN McCAFFERY

Fran McCaffery, who is signed through the 2028 season, is in his 14th season as the head basketball coach at the University of Iowa and his 28th year overall as a college head coach. McCaffery has reached the 20-win plateau 11 of the previous 16 seasons.

McCaffery spent five seasons (2005-10) as the head coach at Siena, six years at UNC-Greensboro (1999-2005) and three seasons at Lehigh (1985-88) before joining the Hawkeyes.

McCaffery has nearly four decades of Division I coaching experience.

He is in his 42nd season as a collegiate coach, which includes 28 years as a head coach and 15 as an assistant. In 2022, McCaffery joined Hall of Fame coaches Rick Pitino, Bob Huggins, Eddie Sutton and Lefty Driesell as the only Division I coaches to lead teams to conference tournament titles in four or more different leagues (Big Ten, MAAC, SoCon, ECC). He is one of 14 coaches to lead at least four different Division I teams to the NCAA Tournament.

McCaffery, 64, won his 500th game as a head coach on Dec. 8, 2022 and win No. 250 at Iowa on Dec. 17, 2022. He holds a career mark of 525-362 (.592) and guided his teams to 16 postseason appearances (12 NCAA & four NIT). Iowa likely would have competed in another NCAA Tournament in 2020, if not for the NCAA canceling the postseason due to COVID-19. He is 274-185 (.597) at Iowa, including a school record 274 victories and 131 Big Ten victories. McCaffery led Iowa to wins in four of the last seven NCAA Tournaments (2015, 2016, 2019, and 2021).

Since taking over the Iowa program in 2010, Iowa has earned 10 postseason tournament bids (7 NCAA, 3 NIT). McCaffery coached Iowa to a Big Ten Tournament title and 26 wins in 2022, the second-most win total in program history. McCaffery has guided seven players to first team All-Big Ten status eight of the last 10 years, including the 2020 & 2021 National and Big Ten Player of the Year, Luka Garza.

McCaffery has posted upper division finishes in 10 of the last 11 seasons at Iowa and 22 of 27 seasons as a head coach. The Hawkeyes have finished fifth or better in the Big Ten standings seven of the last nine years. He has posted 20 wins or more 11 of the last 15 seasons, including eight of the last 10 years at Iowa (2013, 2014, 2015, 2016, 2019, 2020, 2021, and 2022). Iowa's 205 victories between 2013-21 are the most over a 10-year span at Iowa since 1987-96 (207).

McCaffery and the Hawkeyes boast a 176-46 (.798) home record the last 13+ seasons, which includes a school-record 18 wins in 2014 and 13 consecutive victories in 2019-20. Iowa has won 14+ games in Carver-Hawkeye Arena each of the last five seasons (2019, 2020, 2021, 2022, and 2023).

McCaffery's five years at Siena were the best in its 70-year history. He led the Saints on an incredible run that ended with three straight Metro Atlantic Athletic Conference championships and NCAA Tournament appearances.

McCaffery's Saints owned a 112-51 (.687) record in his five years with the program. He guided the Saints to four consecutive 20-win seasons. McCaffery's achievements earned the head coach Siena Hall of Fame recognition in 2017.

The 2009 MAAC Coach of the Year and 2010 District I Coach of the Year is the third winningest coach, by percentage, in league history (.687). He is the only coach to guide a MAAC program to two NCAA Tournament wins. McCaffery led his 2008 and 2009 teams to first round NCAA Tournament victories over Vanderbilt and Ohio State, respectively.

In his final two seasons at Siena, he coached the Saints to back-to-back 27-win campaigns and boasted a combined 39-3 (.929) record against MAAC opponents, which included MAAC Tournament contests.

McCaffery began his coaching career as an assistant at Penn (1982-83) and Lehigh (1983-85). After three seasons as head coach at Lehigh, he spent 11 seasons as an assistant at Notre Dame (1988-99).

McCaffery played basketball at Wake Forest his freshman year (1977-78) and concluded his playing career at Penn his final three seasons (1979-82). He earned his bachelor's degree in economics from The Wharton School (Penn) in 1982. McCaffery also earned a master of education from Lehigh in 1985.

THE McCAFFERY FILE

| | |
|---------------------|--|
| Born: | May 23, 1959 |
| Hometown: | Philadelphia, Pennsylvania |
| High School: | LaSalle, 1977 |
| College: | B.S. in Economics, The Wharton School (Penn), 1982 Master of Education, Lehigh, 1985 |
| Family: | Wife, Margaret Sons, Connor, Patrick and Jonathan Francis Daughter, Marit Katherine Brother, Jack (sportswriter in Philadelphia area) |

COACHING HONORS

MAAC Coach of the Year, 2009
NABC District I Coach of the Year, 2009-10

COACHING HISTORY (40 years)

| | |
|------------|--------------------------------|
| 1983 | Assistant Coach, Penn |
| 1984-85 | Assistant Coach, Lehigh |
| 1985-88 | Head Coach, Lehigh |
| 1988-99 | Assistant Coach, Notre Dame |
| 1999-05 | Head Coach, UNC-Greensboro |
| 2005-10 | Head Coach, Siena |
| 2010-pres. | Head Coach, University of Iowa |

COACHING CHART

Overall (27 seasons): 525-362 (.591)
At Iowa (13 seasons): 274-185 (.597)%
At Siena (five seasons): 112-51 (.688)%
At UNCG (six seasons): 90-87 (.508)%
At Lehigh (three seasons): 49-39 (.557)%
NCAA Tournament (12 appearances*): 6-11
NIT (four appearances): 6-4

*McCaffery is the first coach to bring three different programs from one-bid leagues to the NCAA Tournament

% McCaffery is one of five coaches to lead teams to conference tournament titles in four or more different leagues

MCCAFFERY IN POSTSEASON PLAY

| | |
|------|--------------------------------------|
| 1988 | NCAA Tournament -- Lehigh |
| 1989 | NCAA Tournament -- Notre Dame |
| 1990 | NCAA Tournament -- Notre Dame |
| 1992 | NIT -- Notre Dame |
| 1997 | NIT -- Notre Dame |
| 2001 | NCAA Tournament -- UNC-Greensboro |
| 2002 | NIT -- UNC-Greensboro |
| 2008 | NCAA Tournament -- Siena |
| 2009 | NCAA Tournament -- Siena |
| 2010 | NCAA Tournament -- Siena |
| 2012 | NIT -- Iowa |
| 2013 | NIT -- Iowa |
| 2014 | NCAA Tournament -- Iowa |
| 2015 | NCAA Tournament -- Iowa |
| 2016 | NCAA Tournament -- Iowa |
| 2017 | NIT -- Iowa |
| 2019 | NCAA Tournament -- Iowa |
| 2020 | NCAA Tournament postponed (COVID-19) |
| 2021 | NCAA Tournament -- Iowa |
| 2022 | NCAA Tournament -- Iowa |
| 2023 | NCAA Tournament -- Iowa |

PLAYING EXPERIENCE

Wake Forest, 1977-78
Penn, 1979-82

THE SETTING

The University of Iowa men's basketball team hits the road, traveling to University Park to face Penn State on Thursday at 6 p.m. (CT) at the Bryce Jordan Center.

ON THE AIR

Radio: Thursday's game will be broadcast on the Hawkeye Radio Network with Gary Dolphin (play-by-play) and Bobby Hansen (color) on the call. The network includes more than 40 stations that blanket the state of Iowa and include portions of Illinois, Nebraska, Minnesota, Missouri and Wisconsin. The Hawkeye Radio Network includes a 60-minute pregame show.

TV: Thursday's game will be televised on BTN with Jason Horowitz (play-by-play) and Shon Morris (color) on the call.

SCOUTING PENN STATE

- The Nittany Lions have won two straight Big Ten road games, downing Rutgers (61-46) and Indiana (85-71) to improve to 11-11 overall and 5-6 in league play.
- Penn State is 9-3 at home this season, which includes an 87-73 victory over Wisconsin on Jan. 16.
- Two Nittany Lions are averaging in double figures with Kanye Clancy leading the way with an 18.4 average. Guard Ace Baldwin, Jr., averages 13.6 points, 5.2 assists and 2.8 steals per game. Baldwin is leading the league in steals (62) and is fourth in assists (115).
- Big man Qudus Wahab chips in 9.5 points to go along with a team-high eight rebounds and 30 blocks.
- The Nittany Lions force an average of 15.7 turnovers per game, which is tops in the Big Ten and 15th nationally. PSU averages nine steals per contest.
- Penn State shoots just 31.5 percent from 3-point range and has a -5.4 rebounding margin -- worst in the league.
- Mike Rhoades is in his first year at Penn State and his 20th season as a college coach. Rhoades was head coach at Randolph-Macon College, Rice and most recently at VCU. He has led his teams to seven NCAA Tournament appearances as head coach and 12 in his coaching career.

SERIES HISTORY

- Thursday's meeting is the 54th in the all-time series that began in 1955. Iowa leads, 33-20.
- The Nittany Lions have won two straight in the series, both in Happy Valley. Penn State won 83-79 last season and 90-86 in double overtime during the 2021-22 campaign.
- Iowa's last win at Penn State came on Jan. 16, 2019 -- an 89-82 victory. The Hawkeyes are 1-4 in their last five games at the Bryce Jordan Center.
- The two teams have split the past 10 meetings dating back to 2017.

LAST GAME | IOWA 79, OHIO STATE 77

In a game that featured 15 ties and 10 lead changes, the Hawkeyes posted a 79-77 victory over Ohio State on Feb. 2 in Iowa City. Iowa shot 54.7 percent from the floor and attempted a season-low 10 3-pointers. Senior Tony Perkins finished with 20 points, seven rebounds and four assists and junior Payton Sandfort (15 points), sophomore Josh Dix (15 points) and senior Patrick McCaffery (10 points) joined him in double figures.

MCCAFFERY: IOWA'S WINNINGEST HEAD COACH

- Head coach Fran McCaffery, who is in his 28th season as a head coach and 14th at Iowa, won his 272nd game as a Hawkeye on Jan. 15 at Minnesota, making him the winningest coach in program history. McCaffery has 274 career wins as Iowa's head coach.
- Iowa defeated Rutgers, 86-77, on Jan. 3, giving McCaffery his 127th career Big Ten victory. He has a school record 131 Big Ten wins.

MORE NOTABLES

- The Hawkeyes are 34th nationally in pace of play in 2023-24, averaging 74.9 possessions per 40 minutes.
- Iowa is 0-6 in Quad 1 games, 5-1 in Quad 2, 1-2 in Quad 3 and 7-0 in Quad 4 games this season.
- Senior Tony Perkins has started 69 consecutive games dating back to the 2021-22 season.
- Iowa has played three games decided by seven or fewer points this season (1-2 record).
- The Hawkeyes have had six players hit the 20-point mark this season (Ben Krikke, Tony Perkins, Payton Sandfort, Patrick McCaffery, Owen Freeman and Josh Dix).
- Iowa has three players ranked in the top 16 in the Big Ten in scoring -- Perkins (11th), Sandfort (15th) and Krikke (14th), Sandfort (14th).
- Since joining the starting lineup on Dec. 10 against Michigan, freshman Owen Freeman is averaging 11.2 points, 7.3 rebounds and 1.3 blocks, while shooting 65.3 percent from the field.
- Ahoy 100. Iowa has reached the century mark in four games this season. The Hawkeyes have scored 100+ points 13 times since the start of the 2021-22 season.
- The team is 7-1 when attempting at least 20 free throws, 10-1 when shooting 50+ percent from the field and 7-1 when making eight or more 3-pointers.
- Iowa has had at least four players reach double digits in 13 games this season.
- The Hawkeyes are 9-3 inside Carver-Hawkeye Arena this season and 23-6 in its last 29 home games.
- Iowa has won 89 of its last 95 nonconference home games, dating back to 2012.
- The Hawkeyes have held four opponents under 40 percent shooting this season. The team is undefeated in the four contests.

BY THE NUMBERS

| | IOWA | OPP |
|--------------------|------|------|
| Scoring Average | 84.2 | 77.2 |
| Scoring Defense | 77.2 | 84.2 |
| Scoring Margin | +7.0 | -- |
| FG% | .476 | .447 |
| FG% Defense | .447 | .476 |
| FT% | .773 | .706 |
| 3-PT FG% | .343 | .336 |
| 3-PT FG% Defense | .336 | .343 |
| Rebound Margin | -1.0 | -- |
| Assists Per Game | 18.3 | 14.5 |
| Turnovers Per Game | 9.8 | 13.0 |
| Steals Per Game | 7.8 | 6.0 |
| Blocks Per Game | 3.8 | 4.3 |

IOWA QUICK FACTS

| | |
|---------------------------------|---|
| Location | Iowa City, Iowa |
| Enrollment | 31,452 |
| Founded | 1847 |
| President | Barbara J. Wilson |
| Athletics Director | Beth Goetz |
| Nickname | Hawkeyes |
| Colors | Gold and Black |
| Conference | Big Ten |
| School Song/Mascot | On Iowa/Herky the Hawk |
| Arena | Carver-Hawkeye Arena |
| Capacity | 14,998 |
| NCAA Tournament Appearances | 29 |
| Final Fours | 3 |
| | (1955, 1956, 1980) |
| Big Ten Regular Season Titles | 8 |
| | 1923, 1926, 1945, 1955, 1956, 1968, 1970, 1979) |
| Big Ten Tournament Titles | 3 |
| | (2001, 2006, 2022) |
| Head Coach | Fran McCaffery/14th year |
| Alma Mater/Year | Pennsylvania/1982 |
| Assistant Coach | Sherman Dillard/14th year |
| Alma Mater/Year | James Madison/1978 |
| Assistant Coach | Courtney Eldridge/2nd year |
| Alma Mater/Year | UNC Greensboro/2015 |
| Assistant Coach | Matt Gatens (2nd year) |
| Alma Mater/Year | University of Iowa/2012 |
| Asst. Coach, Player Development | Tristan Spurlock |
| Alma Mater/Year | Central Florida/2014 |
| Chief of Staff | Al Seibert |
| Director, Basketball Operations | Kyle Denning |
| Video Coordinator | Lucas Pauley |
| Lettermen Returning/Lost | 8/5 |
| Starters Returning/Lost | 1/4 |
| Newcomers | 8 |
| Squad Breakdown | |
| Seniors | 5 |
| Juniors | 3 |
| Sophomores | 3 |
| Freshmen | 5 |

MARGIN OF VICTORY/DEFEAT

| Points | 1 | 2 | 3 | 4 | 5 | 6 | 7 | 8 | 9 | 10+ | 15+ | 20+ |
|--------|---|---|---|---|---|---|---|---|---|-----|-----|-----|
| Wins | 0 | 1 | 0 | 0 | 0 | 0 | 0 | 0 | 2 | 3 | 1 | 6 |
| Losses | 0 | 1 | 0 | 0 | 0 | 1 | 0 | 1 | 0 | 4 | 1 | 1 |



2023-24 BIG STANDINGS (As of 2/5)

| Team | Big Ten | Pct. | Overall | Pct. |
|----------------|------------|-------------|-------------|-------------|
| Purdue | 10-2 | .833 | 21-2 | .913 |
| Illinois | 8-3 | .727 | 17-5 | .773 |
| Wisconsin | 8-3 | .727 | 16-6 | .727 |
| Northwestern | 6-5 | .545 | 15-7 | .682 |
| Michigan State | 6-5 | .545 | 14-8 | .636 |
| Nebraska | 6-6 | .500 | 16-7 | .696 |
| Minnesota | 5-5 | .500 | 14-7 | .667 |
| Indiana | 5-6 | .455 | 13-9 | .591 |
| IOWA | 5-6 | .455 | 13-9 | .591 |
| Maryland | 5-6 | .455 | 13-9 | .591 |
| Penn State | 5-6 | .455 | 11-11 | .500 |
| Rutgers | 3-7 | .300 | 11-10 | .524 |
| Ohio State | 3-8 | .273 | 13-9 | .591 |
| Michigan | 2-9 | .182 | 7-15 | .318 |

- Feb. 6**
Rutgers at Maryland
Indiana at Ohio State
Michigan State at Minnesota
- Feb. 7**
Wisconsin at Michigan
Nebraska at Northwestern
- Feb. 8**
Iowa at Penn State
- Feb. 10**
Wisconsin at Rutgers
Illinois at Michigan State
Maryland at Ohio State
Michigan at Nebraska
Indiana at Purdue
- Feb. 11**
Penn State at Northwestern
Minnesota at Iowa
- Feb. 13**
Michigan at Illinois
Ohio State at Wisconsin

- Feb. 14**
Michigan State at Penn State
Iowa at Maryland
- Feb. 15**
Minnesota at Purdue
- Feb. 17**
Penn State at Nebraska
Wisconsin at Iowa
Illinois at Maryland
Michigan State at Michigan
- Feb. 18**
Purdue at Ohio State
Northwestern at Indiana
Rutgers at Minnesota
- Feb. 20**
Iowa at Michigan State
Maryland at Wisconsin
- Feb. 21**
Illinois at Penn State
Nebraska at Indiana

- Iowa held Florida A&M to 52 points on Dec. 16 in Des Moines -- the fewest points allowed since giving up 51 points to Portland State in 2021.
- Senior Tony Perkins has four games with seven or more assists this season and seven games with at least five assists. He is leading the team with 90 assists against 32 turnovers.
- Junior Payton Sandfort has attempted 158 3-point field goals -- the most in the Big Ten. He has 62 makes -- second-most in the conference.
- The Hawkeyes are second in the Big Ten in free throw percentage, making 77.3 percent of their attempts this season. The team tied a single game free throw percentage (min. 13 makes) school record, making all 18 of its free throw attempts at Michigan on Jan. 27.
- Sandfort has been Iowa's leading rebounder (or tied for the team lead) in nine games this season. The forward is averaging a career-best 6.7 rebounds per game, which ranks 13th in the Big Ten.
- The Hawkeyes have earned eight Big Ten weekly honors this season -- Ben Krikke (Player of the Week - 11/20) and Owen Freeman (Freshman of Week (11/13, 11/20, 12/4, 12/18, 1/8, 1/15, 1/29)). Freeman is the first Hawkeye freshman to earn the award in consecutive weeks and the seven honors are a single season school record and tied for the second-most in league history.
- Iowa has placed fifth or better in the Big Ten standings in five straight and 10 of the last 11 years, and the program has won 10 or more Big Ten games in eight of the last nine seasons.
- The Hawkeyes have led the Big Ten and was 18th nationally in scoring offense (80.1). Iowa has led the league in scoring in seven of the last 11 seasons, including six straight years.

BIG TONY

- Senior Tony Perkins is averaging a team-best 18.6 points, 4.3 assists, 3.6 rebounds and 2.1 assists in Big Ten play. The guard is shooting 49.7 percent from the floor and 84.4 percent from the charity stripe.
- Over his last five games, Perkins is averaging 22 points, four assists, 3.6 assists and 2.2 steals, while committing just six turnovers in the five-game stretch. He is shooting 54.3 percent from the floor and 86.1 percent from the free throw stripe.
 - He has scored 20+ points in five straight games for the first time in his career. It's the first by a Hawkeye since Keegan Murray during the 2021-22 season.
 - Perkins is the first Hawkeye guard to have five straight 20-point games since downtown Freddie Brown in 1971. Matt Gatens had four straight 20-point games in 2012 and Adam Haluska did it seven times in an eight-game stretch in 2006.
 - The Indianapolis native has scored in double figures in every Big Ten game with six 20-point contests and eight 15+ games. He has six games with three or more steals against league opponents.
 - In league play, Perkins is sixth in scoring (18.6), sixth in steals (2.1) and ninth in assists (4.3).
 - Overall, Perkins has been in double figures in 13 straight games and in 20 of 22 games this season.

PAYTON CATCHES FIRE

- After scoring a season-low six points in the home loss to Maryland on Jan. 24, junior Payton Sandfort responded with back-to-back 20-point games in road games at Michigan and at Indiana.
- The Waukee, Iowa, native matched a career-high, scoring 26 points on 10-of-14 shooting. He went 6-of-8 from 3-point range, tying a career-high with six makes.
 - In the second half, Sandfort was deadly. He made eight of his 10 field goal attempts, including 5-of-6 3-pointers. He played all 20 minutes.
 - Against Indiana, Sandfort again matched his career-best with 26 points, making 7-of-16 field goals, including five 3-pointers. His 11 3-pointers over the two-game stretch is a career best performance.

THE B1G'S BEST FROSH

- Owen Freeman has been the best freshman in the Big Ten. The Illinois native leads the conference in rebounds (132), blocks (36) and steals (23), while ranking second in points (235) and field goal percentage (.642).
- Freeman's three double-doubles are the most by a freshman in the conference and tied for the 11th most in the league.
 - Freeman's 36 blocks are the fourth-most by a freshman in the NCAA this season.
 - Brock Harding's 63 assists are the most by a freshman in the Big Ten and his 21 steals are tied for the most in the league.

MILESTONE WATCH

- Senior Tony Perkins became the 52nd player in program history to surpass 1,000 career points on Jan. 27 at Michigan. Perkins currently has 1,046 points as a Hawkeye.
- Senior Patrick McCaffery has scored 935 career points. He needs 65 points to become Iowa's 53rd member of the 1,000 point club.
- Graduate Ben Krikke has scored 1,919 points during his collegiate career. He is 81 points shy of reaching 2,000.

OWEN --> LUKA

- Forward Owen Freeman is the first Hawkeye freshman since Luka Garza to post multiple double-doubles. The Illinois native has three double-doubles this season; Garza had four double-doubles in the 2017-18 season.

FREEMAN: BLOCK-A-THON

- In 22 career games, freshman Owen Freeman already sits in the top 10 in Iowa history in blocks by a Hawkeye freshman.
- Freeman has 36 blocks, averaging 1.6 per game, which are the fifth most by a Hawkeye freshman in program history.
 - Iowa's freshman top 10 includes: 1) Acie Earl (50); 2) Melsahn Basabe (41); 3) Keegan Murray/Guy Rucker (39)

NATIONAL RANKINGS

| AP Poll (Week 14) | Coaches Poll (Week 14) |
|----------------------|------------------------|
| 1. UConn (45) | 1. UConn (25) |
| 2. Purdue (16) | 2. Purdue (7) |
| 3. North Carolina | 3. North Carolina |
| 4. Kansas | 4. Kansas |
| 5. Houston | 5. Houston |
| 6. Tennessee | 6. Tennessee |
| 7. Marquette | 7. Marquette |
| 8. Arizona | 8. Arizona |
| 9. Duke | 9. Wisconsin |
| 10. Illinois | 10. Duke |
| 11. Wisconsin | 11. Auburn |
| 12. Auburn | 12. Illinois |
| 13. Baylor | 13. Baylor |
| 14. Iowa State | 14. Iowa State |
| 15. South Carolina | 15. Kentucky |
| 16. Alabama | 16. Alabama |
| 17. Kentucky | 17. Dayton |
| 18. Dayton | 18. Creighton |
| 19. Creighton | 19. BYU |
| 20. Florida Atlantic | 20. South Carolina |
| 21. BYU | 21. Utah State |
| 22. Utah State | 22. Florida Atlantic |
| 23. Texas Tech | 23. Texas Tech |
| 24. San Diego State | 24. San Diego State |
| 25. New Mexico | 25. New Mexico |



PS3

Junior Payton Sandfort has...

- made at least one 3-point field goal in 19 games this season and 37 games in his career.
- made two or more 3-pointers in 15 of his last 17 games.
- made three or more 3-pointers in 12 games.
- made four or more 3 balls in eight games.
- connected on five or more 3-point field goals in four games, including a career-high six 3-pointers at Michigan.
- has made five or more 3-pointers in consecutive games three times in his career (twice this season).

DIX PRODUCES

Sophomore Josh Dix has been taking advantage extended playing time over his last eight games. The Council Bluffs, Iowa, native has started seven of the eight contests, where he is averaging 11.6 points, 2.1 rebounds, 2.8 assists and 0.9 steals in 28.2 minutes per game. Dix is shooting 53.3 percent from the field during the stretch.

- Dix posted a career-high in back-to-back games (and reached double figures in scoring in consecutive games for the first time in his career).
- He scored a career-high 21 points on 7-of-12 shooting to go along with five assists, four rebounds and two steals on Jan. 15 at Minnesota. It came on the heels of a 16-point outing against Nebraska, where he made a career-high five 3-point field goals.
- Dix made 7-of-10 field goals en route to a 15-point scoring output in the home win over Indiana. It was his fifth game in double digits this season.

3 DOUBLE-DOUBLES X 2

The Hawkeyes had three players tally double-doubles in two different games this season.

- In Iowa's 103-81 victory over UMBC on Dec. 20 -- Payton Sandfort (18 points, 10 rebounds), Ben Krikke (17 points, 12 rebounds) and Brock Harding (10 points, 12 assists) -- each posted double-doubles.
- On Jan. 12 against Nebraska, Sandfort (16 points, 10 rebounds), Owen Freeman (22 points, 10 rebounds) and Tony Perkins (11 points, 15 assists) did it for the second time in 2023-24.
- Iowa hadn't had three double-doubles in the same game since 2013 against Farleigh Dickinson (Jarrod Uthoff, Melsahn Basabe, Gabe Olasani).

PERKINS' 15 DIMES

Senior Tony Perkins had a career-high 15 assists to go along with 11 points to notch his first career points-assists double-double (and second career double-double).

- His 15 assists are tied with B.J. Armstrong for the second-most in a single game in program history, one off the school record. They are tied for the sixth most in a game in the NCAA this season.
- Perkins is the second Hawkeye with a points-assists double-double this season and the 10th in school history.

A DOZEN DIMES

Brock Harding was the second consecutive Hawkeye freshman to post a double-double, finishing with 10 points and a career-high 12 assists against UMBC on Dec. 20.

• Harding's 12 assists are the most by an Iowa freshman since Jordan Bohannon's 13 against TCU in the 2017 NIT. The 12 assists are tied for the eighth-most in a single game in program history.

- The points-assists double-double was the first by a Hawkeye since Joe Toussaint in 2021.
- Harding is the 21st player with a 10+ assists game in school history.
- Owen Freeman and Harding are the first freshman duo to post a double-double in back-to-back games since Tyler Cook and Bohannon in the 2016-17 season.

KRIKKE: BIG POW

Graduate student Ben Krikke averaged 24.5 points and seven rebounds in games against No. 8 Creighton and Arkansas State to earn Big Ten Player of the Week honors on Nov. 20. The forward had back-to-back 20-point games, shooting 66 percent from the field (21-of-32). He scored 24 points at Creighton and a season-high 25 points against Arkansas State, while also finishing with nine rebounds, a career-high four steals and three blocks.

- It was Krikke's first Big Ten honor and third of his career. He was a two-time MVC Player of the Week during the 2022-23 season.

FREEMAN: BIG FOW X 7

Forward Owen Freeman is the first Hawkeye to earn back-to-back Big Ten Freshman of the Week honors and he has been recognized seven times this season (Nov. 13, Nov. 20, Dec. 4, Dec. 18, Jan. 8, Jan. 15, Jan. 29) -- the most by an Iowa freshman in school history.

- Freeman has earned seven Big Ten Freshman of the Week honors; the rest of the Big Ten has four accolades.
- Freeman's seven accolades are tied for the second most in league history and they are the most since Nebraska's Bryce McGowens was honored seven times during the 2021-22 season.

CONSISTENT KRIKKE

Graduate Ben Krikke has scored in double figures in 16 of Iowa's 22 games this season. The Canada native is third on the team, averaging 14.7 points on 53.8 percent shooting.

- Krikke ranks fourth in the Big Ten in field goal percentage (.538), eighth in field goals (127) and 16th in scoring (14.7).
- He has shot 60 percent or better from the field in eight games and he has three games with 10 or more field goals. He made 8-of-10 field goals (80 percent) in the win over Seton Hall on Nov. 24.
- Krikke has two double-doubles -- 17 points and a season-high 12 rebounds in the win over UMBC (his first as a Hawkeye) and 19 points and 10 rebounds in a win over Rutgers. Krikke has six career double-doubles.
- He has six 20-point games. He scored 24 points (11-of-18 shooting) at No. 8 Creighton and a season-high 25 points (10-of-14 FG), nine rebounds and four steals in the win over Arkansas State. Against UNF, Krikke scored 21 points (5-of-9) shooting -- 17 in the second half -- and went 11-for-11 from the free throw line. He netted 24 points on 8-of-15 shooting (8-of-11 FT) against Michigan, 20 points on 9-of-12 shooting against NIU and 25 points on 11-of-17 shooting in the road win at Minnesota.

2023-24 STATISTICS (As of 2/6)



| | STAT | NCAA | BIG |
|-------------------|------|------|-----|
| W-L% | .591 | 134 | 8 |
| SCORING | 84.2 | 16 | 2 |
| SCORING DEF. | 77.2 | 305 | 13 |
| SCORING MARGIN | +7.0 | 89 | 6 |
| REBOUNDING | 36.5 | 137 | 8 |
| REBOUNDING MARGIN | -1.0 | 245 | 12 |
| ASSISTS | 18.3 | 8 | 3 |
| ASSIST-TO RATIO | 1.87 | 3 | 1 |
| TURNOVER MARGIN | +3.2 | 33 | 4 |
| STEALS | 7.8 | 72 | 2 |
| BLOCKED SHOTS | 3.8 | 118 | 10 |
| FG% | .476 | 42 | 4 |
| FG% DEFENSE | .447 | 244 | 10 |
| 3FG MADE | 6.7 | 244 | 11 |
| 3FG% | .343 | 158 | 7 |
| 3FG% DEFENSE | .336 | 196 | 7 |
| FT% | .773 | 19 | 2 |

INDIVIDUAL (ALL GAMES)

SCORING P/GAME

| | | | |
|-----------------|------|-----|----|
| Tony Perkins | 15.7 | 190 | 11 |
| Payton Sandfort | 15.0 | 269 | 15 |
| Ben Krikke | 14.7 | 304 | 16 |

REBOUNDING P/GAME

| | | | |
|-----------------|-----|-----|----|
| Payton Sandfort | 6.7 | 222 | 13 |
| Owen Freeman | 6.0 | 331 | 18 |

FIELD GOAL PERCENTAGE (MIN. 5.0 FGM/G)

| | | | |
|-----------------|------|-----|---|
| Ben Krikke | .538 | 66 | 4 |
| Tony Perkins | .471 | 175 | 6 |
| Payton Sandfort | .467 | 184 | 7 |

3-POINT FIELD GOALS MADE

| | | |
|-----------------|----|---|
| Payton Sandfort | 62 | 2 |
|-----------------|----|---|

FREE THROW PERCENTAGE (MIN. 2.5 FTM/G)

| | | | |
|--------------|------|-----|----|
| Tony Perkins | .806 | 203 | 13 |
|--------------|------|-----|----|

ASSISTS P/GAME

| | | | |
|--------------|-----|-----|---|
| Tony Perkins | 4.1 | 132 | 8 |
|--------------|-----|-----|---|

BLOCKED SHOTS P/GAME

| | | | |
|--------------|------|----|---|
| Owen Freeman | 1.64 | 67 | 6 |
|--------------|------|----|---|

ASSIST-TO-TURNOVER RATIO (MIN. 3 AST/G AVG)

| | | | |
|-------------|------|----|---|
| Tony Perkin | 2.81 | 40 | 4 |
|-------------|------|----|---|

DOUBLE-DOUBLES

| | | | |
|----------------|---|-----|----|
| Payton Sandoft | 3 | 211 | 11 |
| Owen Freeman | 3 | 211 | 11 |
| Ben Krikke | 2 | 312 | 18 |
| Brock Harding | 1 | 473 | 24 |
| Tony Perkins | 1 | 473 | 24 |



TP SHINES

Senior Tony Perkins tallied his fifth straight and eighth 20-point game this season on Feb. 2 in the home win over Ohio State. The guard went 6-of-12 from the field and 8-of-9 from the free throw line and he had seven rebounds and four assists. It came on the heels of a 24 point outing against No. 2 Purdue, a 20-point showing against Maryland, a 24 point performance at Michigan and a 20-point game at Indiana.

- Perkins scored a season-high 25 points on 8-of-14 shooting at No. 21 Wisconsin. He went 2-for-2 from 3-point range and 7-of-9 from the charity stripe.
- One of Perkins best games of the season came when he was playing with a heavy heart following the death of his grandmother in late November. The Indiana native scored 21 points on 8-of-10 shooting in Iowa's 103-78 victory over North Florida on Nov. 30. He scored 12 points before the game was eight minutes old.
- Perkins has reached double figures in 20 of 22 games this season, including 11 15+ point contests. He is leading the team with a 15.7 scoring average, while leading the team in assists (90) and steals (40) and ranking fourth in rebounding (4.1). He is in the top 15 in the Big Ten in scoring, steals and assists.
- Perkins has had seven or more assists in four games, including a career-high 15 against Nebraska on Jan. 12. He averages 4.1 assists per game, which ranks eighth in the Big Ten.
- The guard has nine games with three or more steals.

PAYTON SANDFORT

Junior Payton Sandfort is second in scoring and is leading the team in rebounding, averaging 15 points and 6.7 rebounds.

- Sandfort has five 20 point games, giving him 12 such games in his career. He scored 21 points against North Dakota in the season opener, netting 10 of Iowa's first 16 points and 13 of 21 to open the game. He also had nine rebounds.
- The forward scored 22 points on 7-of-14 shooting with four 3-pointers in the neutral site win over Seton Hall. He also grabbed nine rebounds and he finished with 25 points, making 8-of-12 field goals with five 3-pointers, in the win over Rutgers on Jan. 6.
- In a road game at Michigan, Sandfort tied a career-high with 26 points (21 in the second half), making 10-of-14 field goals and 6-of-8 3-pointers. He also had six rebounds. He followed it up with 26 points on 7-of-16 shooting with five 3s and eight rebounds at Indiana.
- Sandfort is tied for the team lead with three double-doubles. He tallied his first career double-double, finishing with 17 points and a career-high 12 rebounds against Alabama State. Late in the first half, he scored 12 points in a span of 111 seconds, including a four-point play. He finished with 18 points and 10 rebounds with four 3-pointers in a win over UMBC on Dec. 20 and had 16 points, 10 rebounds and five assists against Nebraska on Jan. 12.
- Sandfort has scored in double figures in 17 of the team's 22 games this season.

BIG O

Freshman Owen Freeman has been a steady contributor in his first 22 collegiate games. The Illinois native is averaging 10.7 points on a team-best 64.2 percent shooting. He has a team-high 36 blocks to go along with 23 steals.

- Freeman made his first career start on Dec. 10 against Michigan.
- The forward scored a career-high 22 points and grabbed 10 rebounds for his third career double-double on Jan. 12 against Nebraska. Freeman made a career-high 11 field goals (in 13 attempts), which included six dunks.
- Freeman has reached double digits in 12 games this season, including eight games since joining the starting lineup on Dec. 10. He scored 16 points on 6-of-8 shooting in the win over North Florida. He had five rebounds, five blocks (three in the matter of seconds on a single possession) and three steals in the game. His block effort was the No. 4 play of the day on SportCenter's Top 10 plays.
- His five blocks were the most for the program since Keegan Murray had five blocks against Longwood in 2021.
- The forward became the first Hawkeye freshman since Joe Wieskamp in 2018 to notch a double-double when he finished with 14 points and 11 rebounds in the victory over Florida A&M on Dec. 16. He recorded his second double-double at Wisconsin, finishing with 14 points and a career-high 13 rebounds.
- Freeman has three or more blocks in seven games this season and seven or more rebounds 10 times. He is fifth in the Big Ten and 63rd nationally with 36 blocks.

P-MAC: 2-2

Senior Patrick McCaffery netted his sixth career 20-point game against Alabama State on Nov. 10, making 7-of-12 field goals en route to a 22-point outing. The forward scored eight of Iowa's first 12 points and 10 of the first 16 over the first 7 1/2 minutes.

- McCaffery scored 10 points, going 8-for-8 from the free throw line, in the 79-77 home win over Ohio State on Feb. 2. He made all four of his free throws in the final minute.
- On the year, McCaffery is averaging 8.7 points on 40.9 percent shooting in 19 games. He missed three games (Rutgers, at Minnesota, Purdue) this season because of illness/injury.
- The Iowa City, Iowa, native has scored in double digits 10 times, including two games with 15+ points.

DASONTE'S BIG DAY

Sophomore Dasonte Bowen had the best game of his career against Arkansas State on Nov. 17, scoring a career-high 17 points, while finishing with three steals and three assists. Bowen made 4-of-5 field goals and 9-of-10 free throws in the game.

Head coach Fran McCaffery and the University of Iowa men's basketball program signed two student-athletes to National Letters of Intent on Nov. 8.

COOPER KOCH (pronounced KOTCH)

Forward, 6-8, 205

Peoria, Ill.

Metamora Township High School

- Transferred from Peoria Notre Dame to Metamora High School for his senior season
- Selected to the 2023 adidas Eurocamp in Treviso, Italy
- Four-star ranking by Rivals and ESPN
- Rated as the No. 71 player nationally by On3, No. 14 power forward and No. 2 player in Illinois
- Ranked as the No. 51 player nationally by 247Sports and the No. 8 power forward in the class
- Earned Illinois Basketball Coaches Association 3A first-team all-state honors as a junior after averaging 18.6 points and eight rebounds, 3.5 assists and 2.2 steals
- Was AP second-team all-state in 2022-23 and first-team All-Big 12 Conference honoree
- Honorable mention all-state and all-conference selection as a sophomore after averaging 16 points, seven rebounds, four assists, two steals and a block
- Plays for Indiana Elite on AAU circuit
- Son of former Hawkeye and NBA player J.R. Koch, who played for Iowa from 1995-99. J.R. was an NBA second round draft pick by the New York Knicks in 1999

CHRIS TADJO (Pronounced TAJ-oh)

Forward, 6-8, 220

Montreal, Quebec

NBA Academy Latin America

- Four-star recruit by On3
- Rated as the No. 66-best player in the class and the 11th-best power forward
- Attends the NBA Academy Latin America – an elite basketball training program for top prospects from Mexico, the Caribbean, Central America, South America and Canada
- Selected as the Defensive MVP of the 2022 Basketball Without Borders (BWB) America's Camp in San Luis Potosi, Mexico
- Named a BWB Americas All-Star
- Named Most Valuable Player of the White Team at the BioSteel All-Canadian Games after posting a double-double (25 points, 16 rebounds)

- Bowen has landed in double figures in four games in 2022-23, including a 13-point, four rebound effort in the road game at Iowa State and a 15-point outing in the win over NIU.
- The Boston native has been one of Iowa's best distributors, finishing with three or more assists in nine contests.

20 POINTERS

The Hawkeyes have had six players account for 21 20-point games during the 2023-24 season -- Ben Krikke (24 at Creighton, 25 vs. Arkansas State, 21 vs. UNF, 24 vs. Michigan, 20 vs. NIU), Payton Sandfort (21 vs. UND, 22 vs. Seton Hall, 24 vs. Rutgers, 26 at Michigan, 26 at Indiana), Patrick McCaffery (22 vs. Alabama State), Tony Perkins (21 vs. UNF, 23 vs. UMBC, 25 at Wisconsin, 24 vs. Purdue, 20 vs. Maryland, 24 at Michigan, 22 at Indiana, 20 vs. Ohio State), Owen Freeman (22 vs. Nebraska) and Josh Dix (21 at Minnesota).

SHARE & TAKE CARE

- The Hawkeyes are third in the Big Ten and eighth nationally, averaging 18.3 assists per game. Iowa has had 20 or more assists in nine games this season, including a season-high 33 in the win over UMBC and 30 (on 35 field goals) in the victory over Nebraska. The 33 assists are tied for the second most in a single game in school history.
- Iowa is 8-1 this season when handing out 20 or more assists.
 - On the flip side, Iowa averages 9.8 turnovers per game -- second-fewest in the Big Ten and 25th nationally. The team has committed 10 or fewer turnovers in 12 games (7-5 record), including a season-low three turnovers at Indiana, which are tied for the fewest of the Fran McCaffery era.
 - Iowa's 1.87 assist-to-turnover ratio leads the Big Ten and ranks second nationally.

3 IS FOR ME

- The Hawkeyes have made 148 3-point field goals in 22 games, averaging 6.7 makes per contest. Eleven different players have made at least one 3-pointer.
- Iowa is 7-1 when making at least eight 3-point field goals this season.
 - The Hawkeyes made a season-high 15 3-pointers (in a season high 35 attempts) in the home victory over Nebraska on Jan. 12. Iowa has made 10 or more 3s in three games.
 - Junior Payton Sandfort has a team-leading 62 3-pointers (in 158 attempts) to lead the team. The forward has eight games with four or more 3-pointers this season and 14 such games in his career.
 - Sandfort has made at least two three pointers in 15 of the team's last 17 games, dating back to Nov. 24 against Seton Hall.

AT THE LINE

- The Hawkeyes get to the free throw line early and often under head coach Fran McCaffery and the team routinely makes more free throws than its opponents attempt.
- The team has made more free throws than its opponent has attempted in eight games this season.
 - The Hawkeyes are averaging 15.8 makes at the free throw line this season, while shooting 77.3 percent -- second-best in the league.

- Iowa attempted a season-high 46 free throws (made 32) against Arkansas State. The 46 attempts are the third-most in the McCaffery era.
- The Hawkeyes are 7-1 this season when attempting 20 or more free throws

IT'S THE NEWCOMERS

- Iowa's newcomers have accounted for 731 points -- 39.5 percent of the team's scoring -- this season.
- Iowa's four freshmen account for 21.5 percent of Iowa's points in 2023-24, scoring a combined 398 points.
 - Graduate transfer Ben Krikke has reached double figures in 16 games, where he is averaging 14.7 points on 53.8 percent shooting.
 - Freshman Owen Freeman is averaging 10.7 points and six rebounds, while swatting a team-best 36 shots. He is shooting a team-best 64.2 percent from the floor.
 - Brock Harding scored a career-high 10 points in back-to-back games and notched his first career double-double against UMBC. Ladi Dembele scored a career-best nine points against FAMU on Dec. 16 and Pryce Sandfort had a career-best 12 points against NIU on Dec. 29.

IMPACT TRANSFER

- The Hawkeyes added an impact transfer to the roster in Valparaiso transfer Ben Krikke. The Edmonton, Alberta, Canada, native was a first-team All-MVC selection in 2022-23 after leading the Missouri Valley Conference at 19.4 points per game overall and 21 points in conference play. Krikke shot 55.2 percent from the field and 79.6 percent from the free throw stripe, while averaging 5.9 rebounds and 2.1 assists per game.
- Krikke is averaging 14.7 points in 22 games with six 20-point contests. He has made eight or more field goals in seven contests and 10 or more in three games, including 11 field goals (on 18 attempts) in the road game at No. 8 Creighton and 11-of-17 in the road win at Minnesota.
 - For his career, Krikke has scored in double figure in 98 (of 144) career games, which includes 30 20-point games. He has scored 1,919 career points (13.3 career avg.), shooting 54 percent from the field and 79.3 percent from the charity stripe.

P, P & P

- The Hawkeyes' three Ps -- Patrick, Payton and Perkins -- have combined to start 156 games in their collegiate careers and appear in 314 career games.

SANDFORT: JULIUS ERVING WATCH LIST

- Junior Payton Sandfort is one of 20 players named to the Julius Erving Small Forward of the Year Preseason Watch List -- an award that recognizes the top small forwards in men's college basketball annually.
- Sandfort is one of three players in the Big Ten on the preseason watch list.
 - The forward is also listed as a potential "breakout" star by Jon Rothstein and The Athletic's CJ Moore.

BY THE NUMBERS

| | All Games | Big Ten | Home Games | Away Games | Neutral Games | Iowa Wins | Iowa Losses |
|-----------|-----------|---------|------------|------------|---------------|-----------|-------------|
| Record | 13-9 | 5-6 | 9-3 | 2-5 | 2-1 | 13-0 | 0-9 |
| Points | 84.2 | 78.0 | 90.1 | 75.9 | 80.0 | 93.2 | 71.2 |
| Opp. Pts. | 77.2 | 79.3 | 76.3 | 83.0 | 67.7 | 73.2 | 83.1 |
| FG% | .476 | .461 | .491 | .448 | .481 | .517 | .415 |
| FG% Def. | .447 | .466 | .439 | .494 | .381 | .418 | .493 |
| 3PT% | .343 | .347 | .350 | .349 | .309 | .377 | .292 |
| 3PT% Def. | .336 | .311 | .362 | .317 | .274 | .330 | .345 |
| FT% | .773 | .800 | .773 | .802 | .719 | .773 | .774 |
| REB | 36.5 | 32.5 | 37.3 | 32.6 | 42.3 | 38.8 | 33.1 |
| ASST | 18.3 | 16.3 | 19.9 | 15.9 | 17.3 | 21.2 | 14.0 |
| TO | 9.8 | 9.7 | 8.5 | 10.4 | 13.3 | 9.2 | 10.7 |
| STL | 7.8 | 6.6 | 8.6 | 7.0 | 6.3 | 8.6 | 6.6 |
| BLK | 3.8 | 3.1 | 3.8 | 3.7 | 4.0 | 4.2 | 3.2 |



WHO'S NEXT?

Head coach Fran McCaffery has coached seven players to first-team All-Big Ten selection in eight of the last 10 years.

FOREIGN IMPACT

Iowa went 3-0 during its foreign trip with victories over the Paris, Valencia and Barcelona All-Stars. The Hawkeyes averaged 127 points per game in the three victories, shooting 48.4 percent from the field and 38.2 percent from 3-point range.

- Payton Sandfort (19 points, 11 rebounds) and Ben Krikke (16.3 points, 11.7 rebounds) averaged double-doubles, while Tony Perkins (16.3 points), Dasonte Bowen (12.3 points), Brock Harding (11.3 points), Josh Dix (11 points), and Owen Freeman (10.3 points) all averaged in double figures. Freeman pulled down a team-best 12.3 rebounds per game.

WELCOME HOME

Senior Even Brauns returns to his hometown to fulfill a lifelong dream of playing for the Hawkeyes. The center spent the past three years at Belmont University in Nashville, where he played in 92 career games with 31 starts. Brauns averaged seven points and 5.3 rebounds during his junior season with the Bruins.

- Brauns played at both Iowa City Regina and Iowa City West High Schools as a prep. He was an all-state player as a senior after averaging 15.6 points and 7.3 rebounds as a senior. He played his junior season as a teammate of Patrick McCaffery.

MR. BASKETBALLS

Two Hawkeye freshmen -- Brock Harding and Pryce Sandfort -- were named their state's Mr. Basketball in 2023.

- Harding, who scored 1,889 points in his prep career, earned Illinois Mr. Basketball honors after averaging 18.4 points and 5.7 assists at Moline High School. He is the first Western Big Six player to earn the distinction since 2011 (Chasson Randle, Stanford). Other recent past winners include: Braden Huff, E.J. Liddell, Jalen Brunson, Jabari Parker and Jahliil Okafor.
- Harding is the second Mr. Basketball in the state of Illinois to become a Hawkeye, joining Ed Horton (1985-89).
- Sandfort earned Iowa's Mr. Basketball honors after averaging 24.9 points, 11 rebounds, 2.8 assists, 2.7 blocks and 1.7 steals at Waukee Northwest High School. The forward led Class 4A in points, blocks, field goals made, 3-pointers made, free throws made and defensive rebounds.
- Sandfort is the first Mr. Basketball to join the Hawkeye program since Joe Wieskamp, who earned the distinction in 2018.

FAMILY BUSINESS

Iowa will have a set of brothers on the roster for the fifth straight year in 2023-24. Payton and Pryce Sandfort follow Connor and Patrick McCaffery, who were Hawkeye teammates from 2019-23.

TEAMMATES AGAIN

- Patrick McCaffery and Even Brauns reunite after being prep teammates at Iowa City West High School. Brauns spent the past three seasons at Belmont University.
- Payton and Pryce Sandfort were teammates at Waukee High School. Pryce played his final two prep seasons at Waukee Northwest High School.
- Brock Harding and Owen Freeman remain teammates in Iowa City. The duo won a state title at Moline High School in 2023.
- Dasonte Bowen and Carter Kingsbury were teammates at the Brewster Academy in New Hampshire.

BACK-TO-BACK FIRST ROUNDERS

The Hawkeyes have had a first round NBA Draft pick in consecutive seasons for the second time in program history.

- Keegan Murray was selected fourth overall by the Sacramento Kings -- the highest pick in program history -- during the 2022 NBA Draft and Kris Murray was taken 23rd overall in the 2023 NBA Draft by the Portland Trailblazers.

- John Johnson was selected by Cleveland in 1970 and Seattle picked Fred Brown in 1971. (B.J. Armstrong and Roy Marble were both first round picks in the 1989 NBA Draft.)

HAWKEYE FASTBREAKS

- Iowa is 157-31 when scoring 80 points or more, the last 13+ seasons. The Hawkeyes are 95-3 when holding opponents to fewer than 61 points, the last 13 years.

IOWA HISTORY

Iowa has played 2,963 games since beginning basketball in 1902. Iowa's overall record is 1,752-1,211 (.591). Iowa's 1,752 wins are 38th most among Division I programs. That includes a 1,120-384 (.745) record in home games, a 632-827 (.433) record in contests away from Iowa City, an 831-827 (.502) mark in Big Ten games and a 524-158 (.769) record in Carver-Hawkeye Arena.

IOWA VS. RANKED TEAMS

The Hawkeyes are 0-4 against AP ranked opponents in 2023-24, dropping road games at No. 8 Creighton in the Gavitt Tipoff Games, at No. 4 Purdue, at No. 21 Wisconsin and at home against No. 2 Purdue.

- Iowa went 3-2 in such games in 2022-23 with wins over No. 15 Indiana (home), No. 20 Iowa State (home) and No. 15 Indiana (away).
- Below are Iowa's most recent victories over nationally-ranked opponents:

At Home:

91-89 over No. 15 Indiana, 1/5/23
 75-56 over No. 20 Iowa State, 12/8/22
 77-73 over No. 25 Wisconsin, 3/4/21
 79-66 over No. 25 Rutgers, 2/10/21
 86-71 over No. 16 Minnesota, 1/10/21

On the Road:

90-68 over No. 15 Indiana, 2/28/23
 75-62 over No. 18 Ohio State, 2/19/22
 73-57 over No. 4 Ohio State, 2/28/21
 77-62 over No. 21 Wisconsin, 2/18/21
 77-75 over No. 14 Rutgers, 1/2/21

Neutral Court:

75-66 over No. 9 Purdue, 3/13/22
 72-61 over No. 12 Texas Tech, 11/28/19
 79-72 over No. 22 Cincinnati, 3/22/19
 77-69 over No. 13 Oregon, 11/15/18

HAWK TALK WITH COACH MCCAFFERY

Hawk Talk with Fran McCaffery, presented by Hyatt Regency, is the weekly radio show of Iowa's head men's basketball show. Hosted by Gary Dolphin and Bob Hansen, Hawk Talk is 90 minutes (7-8:30 p.m. (CT) of discussion on Hawkeye basketball. It is held at the Hyatt Regency in Coralville.

2023-24 IOWA MEN'S BASKETBALL



#5 DASONTE BOWEN

G • 6-2 • 183 • So.
Boston, Mass.
Brewster Academy (N.H.)

SEASON HIGHS

Points..... 17 vs. Arkansas St., 11/17/23
FGM..... 5 vs. Northern Illinois, 12/29/23
FGA..... 8, 4X, last at Wisconsin, 1/2/24
3-PT FGM..... 1, 4X, last vs. Northern Illinois, 12/29/23
3-PT FGA..... 3, 2X, last vs. Northern Illinois, 12/29/23
FTM..... 9 vs. Arkansas State, 11/17/23
FTA..... 10 vs. Arkansas State, 11/17/23
REB..... 3 vs. North Dakota, 11/7/23
AST..... 5, 3X, last vs. Michigan, 12/10/23
STL..... 3 vs. Arkansas State, 11/17/23
BLK..... 1 vs. Florida A&M, 12/16/23
MIN..... 29 vs. Arkansas St., 11/17/23

CAREER HIGHS

Points..... 17 vs. Arkansas State, 11/17/23
FGM..... 5, 2X, last vs. Northern Illinois, 12/29/23
FGA..... 8, 4X, last at Wisconsin, 1/2/24
3-PT FGM..... 2 vs. Eastern Illinois, 12/21/22
3-PT FGA..... 3, 3X, last vs. Northern Illinois, 12/29/23
FTM..... 9 vs. Arkansas State, 11/17/23
FTA..... 10 vs. Arkansas State, 11/17/23
REB..... 4 vs. Wisconsin, 12/11/22
AST..... 5, 3X, last vs. Michigan, 12/10/23
STL..... 3 vs. Arkansas State, 11/17/23
BLK..... 1, 2X, last vs. Florida A&M, 12/16/23
MIN..... 29 vs. Arkansas State, 11/17/23

| Opponent | Date | GS | MIN | Total | | 3-Pointers | | Free throws | | Rebounds | | | | PF | A | TO | BLK | STL | PTS | AVG | |
|----------------|------------|----|----------|---------------|--------------|-------------|-------------|-------------|--------------|-------------|-----------|-----------|-----------|------------|-----------|-----------|-----------|----------|-----------|------------|------------|
| | | | | FG-FGA | PCT | 3FG-3FGA | PCT | FT-FTA | PCT | OFF | DEF | TOT | AVG | | | | | | | | |
| North Dakota | 11/07/2023 | * | 21:43 | 4-6 | .667 | 1-2 | .500 | 3-3 | 1.000 | 1 | 2 | 3 | 3.0 | 1 | 5 | 0 | 0 | 2 | 12 | 12.0 | |
| Alabama St. | 11/10/2023 | * | 18:21 | 1-6 | .167 | 0-3 | .000 | 0-0 | .000 | 1 | 1 | 2 | 2.5 | 2 | 5 | 0 | 0 | 0 | 2 | 7.0 | |
| at Creighton | 11/14/2023 | * | 25:25 | 1-6 | .167 | 0-0 | .000 | 0-0 | .000 | 0 | 1 | 1 | 2.0 | 2 | 4 | 1 | 0 | 0 | 2 | 5.3 | |
| Arkansas St. | 11/17/2023 | * | 28:56 | 4-5 | .800 | 0-0 | .000 | 9-10 | .900 | 0 | 2 | 2 | 2.0 | 3 | 3 | 0 | 0 | 3 | 17 | 8.3 | |
| vs Oklahoma | 11/23/2023 | * | 24:09 | 3-8 | .375 | 0-1 | .000 | 1-2 | .500 | 3 | 0 | 3 | 2.2 | 3 | 1 | 2 | 0 | 1 | 7 | 8.0 | |
| vs Seton Hall | 11/24/2023 | * | 15:15 | 1-1 | 1.000 | 0-0 | .000 | 1-1 | 1.000 | 0 | 1 | 1 | 2.0 | 2 | 2 | 1 | 0 | 0 | 3 | 7.2 | |
| North Florida | 11/29/2023 | * | 17:20 | 2-4 | .500 | 1-2 | .500 | 4-4 | 1.000 | 1 | 0 | 1 | 1.9 | 1 | 3 | 0 | 0 | 1 | 9 | 7.4 | |
| at Purdue | 12/04/2023 | * | 13:01 | 1-3 | .333 | 1-1 | 1.000 | 0-0 | .000 | 1 | 0 | 1 | 1.8 | 1 | 4 | 1 | 0 | 0 | 3 | 6.9 | |
| at Iowa St. | 12/07/2023 | | 20:46 | 3-8 | .375 | 0-1 | .000 | 7-7 | 1.000 | 1 | 1 | 2 | 1.8 | 4 | 4 | 1 | 0 | 1 | 13 | 7.6 | |
| Michigan | 12/10/2023 | | 12:33 | 0-1 | .000 | 0-0 | .000 | 0-0 | .000 | 1 | 1 | 2 | 1.8 | 2 | 5 | 1 | 0 | 0 | 0 | 6.8 | |
| vs Florida A&M | 12/16/2023 | | 14:21 | 3-5 | .600 | 0-1 | .000 | 1-2 | .500 | 1 | 1 | 2 | 1.8 | 1 | 2 | 1 | 1 | 0 | 7 | 6.8 | |
| UMBC | 12/20/2023 | | 15:05 | 1-7 | .143 | 0-1 | .000 | 0-0 | .000 | 2 | 0 | 2 | 1.8 | 0 | 1 | 0 | 0 | 0 | 2 | 6.4 | |
| NIU | 12/29/2023 | | 12:56 | 5-8 | .625 | 1-3 | .333 | 4-5 | .800 | 1 | 0 | 1 | 1.8 | 1 | 2 | 1 | 0 | 1 | 15 | 7.1 | |
| at Wisconsin | 01/02/2024 | | 13:28 | 3-8 | .375 | 0-0 | .000 | 0-1 | .000 | 1 | 1 | 2 | 1.8 | 2 | 1 | 1 | 0 | 0 | 6 | 7.0 | |
| Rutgers | 01/06/2024 | | 17:60 | 1-5 | .200 | 0-0 | .000 | 2-2 | 1.000 | 0 | 2 | 2 | 1.8 | 3 | 1 | 2 | 0 | 1 | 4 | 6.8 | |
| Nebraska | 01/12/2024 | | 02:43 | 0-1 | .000 | 0-1 | .000 | 0-0 | .000 | 0 | 0 | 0 | 1.7 | 0 | 0 | 0 | 0 | 0 | 0 | 6.4 | |
| at Minnesota | 01/15/2024 | | 13:22 | 1-2 | .500 | 0-0 | .000 | 0-0 | .000 | 0 | 2 | 2 | 1.7 | 0 | 3 | 0 | 0 | 1 | 2 | 6.1 | |
| Purdue | 01/20/2024 | | 07:28 | 0-0 | .000 | 0-0 | .000 | 0-0 | .000 | 0 | 1 | 1 | 1.7 | 0 | 0 | 1 | 0 | 0 | 0 | 5.8 | |
| Maryland | 01/24/2024 | | 09:45 | 0-0 | .000 | 0-0 | .000 | 0-0 | .000 | 0 | 1 | 1 | 1.6 | 2 | 2 | 1 | 0 | 0 | 0 | 5.5 | |
| at Michigan | 01/27/2024 | | 05:42 | 1-2 | .500 | 0-0 | .000 | 1-1 | 1.000 | 0 | 0 | 0 | 1.6 | 0 | 0 | 0 | 0 | 0 | 3 | 5.4 | |
| at Indiana | 01/30/2024 | | 03:25 | 0-1 | .000 | 0-0 | .000 | 0-0 | .000 | 0 | 0 | 0 | 1.5 | 0 | 0 | 0 | 0 | 0 | 0 | 5.1 | |
| Ohio St. | 02/02/2024 | | 04:45 | 1-1 | 1.000 | 0-0 | .000 | 0-1 | .000 | 0 | 0 | 0 | 1.4 | 0 | 0 | 1 | 0 | 0 | 2 | 5.0 | |
| Totals | | | 8 | 318:29 | 36-88 | .409 | 4-16 | .250 | 33-39 | .846 | 14 | 17 | 31 | 1.4 | 30 | 48 | 15 | 1 | 11 | 109 | 5.0 |

CAREER STATISTICS

| YEAR | G/GS | FG-A | PCT | 3-PT | PCT | FT-A | PCT | REB | AVG | PF-FO | AST | TO | BLK | STL | PTS | AVG |
|--------|------|--------|------|------|------|-------|------|-----|-----|-------|-----|----|-----|-----|-----|-----|
| Fresh. | 26/1 | 29-61 | .475 | 4-11 | .364 | 19-28 | .679 | 23 | 0.9 | 26-0 | 26 | 25 | 1 | 7 | 81 | 3.1 |
| Soph. | 22/8 | 36-88 | .409 | 4-16 | .250 | 33-39 | .846 | 31 | 1.4 | 30-0 | 48 | 15 | 1 | 11 | 109 | 5.0 |
| TOTALS | 48/9 | 65-149 | .436 | 8-27 | .296 | 52-67 | .776 | 54 | 1.1 | 56-0 | 74 | 40 | 2 | 18 | 190 | 4.0 |



#0 EVEN BRAUNS

C • 6-9 • 245 • Sr.
Iowa City, Iowa
Iowa City West High School
Belmont

SEASON HIGHS

Points..... 4 vs. Maryland, 1/24/24
FGM..... 2 vs. Maryland, 1/24/24
FGA..... 2 vs. Maryland, 1/24/24
3-PT FGM..... --
3-PT FGA..... --
FTM..... --
FTA..... --
REB..... 4 vs. Florida A&M, 12/16/13
AST..... 1, 2X, last vs. Purdue, 1/10/24
STL..... 1, 2X, last vs. Northern Illinois, 12/29/23
BLK..... 2 at Purdue, 12/4/23
MIN..... 9 vs. Purdue, 1/20/24

CAREER HIGHS

Points..... 19 vs. Bethel, 12/18/21
FGM..... 7 vs. Bethel, 12/18/21
FGA..... 9, 2X, last vs. Illinois State, 2/4/23
3-PT FGM..... --
3-PT FGA..... 2 vs. Missouri State, 2/8/23
FTM..... 6 vs. Illinois State, 2/4/23
FTA..... 7 vs. Drake, 1/29/23
REB..... 12 vs. Illinois State, 2/4/23
AST..... 3 vs. Indiana State, 2/22/23
STL..... 3, 2X, last at Chattanooga, 12/18/22
BLK..... 7 vs. Murray State, 1/17/23
MIN..... 32 vs. Illinois State, 2/4/23

| Opponent | Date | GS | MIN | Total | | 3-Pointers | | Free throws | | Rebounds | | | | PF | A | TO | BLK | STL | PTS | AVG | |
|----------------|------------|----|----------|--------------|------------|--------------|------------|-------------|------------|-------------|----------|-----------|-----------|------------|-----------|----------|----------|----------|----------|-----------|------------|
| | | | | FG-FGA | PCT | 3FG-3FGA | PCT | FT-FTA | PCT | OFF | DEF | TOT | AVG | | | | | | | | |
| Alabama St. | 11/10/2023 | | 03:21 | 1-1 | 1.000 | 0-0 | .000 | 0-0 | .000 | 0 | 2 | 2 | 2.0 | 1 | 0 | 0 | 0 | 0 | 2 | 2.0 | |
| North Florida | 11/29/2023 | | 01:27 | 0-0 | .000 | 0-0 | .000 | 0-0 | .000 | 0 | 0 | 0 | 1.0 | 0 | 0 | 0 | 0 | 0 | 0 | 1.0 | |
| at Purdue | 12/04/2023 | | 03:37 | 0-0 | .000 | 0-0 | .000 | 0-0 | .000 | 1 | 0 | 1 | 1.0 | 3 | 1 | 0 | 2 | 0 | 0 | 0.7 | |
| at Iowa St. | 12/07/2023 | | 05:23 | 0-0 | .000 | 0-0 | .000 | 0-0 | .000 | 1 | 2 | 3 | 1.5 | 1 | 0 | 1 | 0 | 0 | 0 | 0.5 | |
| Michigan | 12/10/2023 | | 04:43 | 1-1 | 1.000 | 0-0 | .000 | 0-0 | .000 | 0 | 0 | 0 | 1.2 | 0 | 0 | 0 | 0 | 0 | 2 | 0.8 | |
| vs Florida A&M | 12/16/2023 | | 06:36 | 0-0 | .000 | 0-0 | .000 | 0-0 | .000 | 0 | 4 | 4 | 1.7 | 4 | 0 | 3 | 1 | 1 | 0 | 0.7 | |
| UMBC | 12/20/2023 | | 01:37 | 1-1 | 1.000 | 0-0 | .000 | 0-0 | .000 | 0 | 0 | 0 | 1.4 | 0 | 0 | 0 | 0 | 0 | 2 | 0.9 | |
| NIU | 12/29/2023 | | 05:00 | 0-0 | .000 | 0-0 | .000 | 0-0 | .000 | 1 | 0 | 1 | 1.4 | 0 | 0 | 0 | 1 | 1 | 0 | 0.8 | |
| at Wisconsin | 01/02/2024 | | 01:40 | 0-0 | .000 | 0-0 | .000 | 0-0 | .000 | 0 | 0 | 0 | 1.2 | 1 | 0 | 0 | 0 | 0 | 0 | 0.7 | |
| Rutgers | 01/06/2024 | | 01:15 | 0-0 | .000 | 0-0 | .000 | 0-0 | .000 | 0 | 0 | 0 | 1.1 | 2 | 0 | 1 | 0 | 0 | 0 | 0.6 | |
| Nebraska | 01/12/2024 | | 03:16 | 0-0 | .000 | 0-0 | .000 | 0-0 | .000 | 0 | 2 | 2 | 1.2 | 1 | 0 | 0 | 0 | 0 | 0 | 0.5 | |
| at Minnesota | 01/15/2024 | | 04:08 | 0-0 | .000 | 0-0 | .000 | 0-0 | .000 | 0 | 0 | 0 | 1.1 | 2 | 0 | 0 | 0 | 0 | 0 | 0.5 | |
| Purdue | 01/20/2024 | | 08:31 | 0-0 | .000 | 0-0 | .000 | 0-0 | .000 | 0 | 0 | 0 | 1.0 | 2 | 1 | 0 | 0 | 0 | 0 | 0.5 | |
| Maryland | 01/24/2024 | | 07:16 | 2-2 | 1.000 | 0-0 | .000 | 0-0 | .000 | 1 | 2 | 3 | 1.1 | 1 | 0 | 0 | 0 | 0 | 4 | 0.7 | |
| at Michigan | 01/27/2024 | | 00:19 | 0-0 | .000 | 0-0 | .000 | 0-0 | .000 | 0 | 0 | 0 | 1.1 | 0 | 0 | 0 | 0 | 0 | 0 | 0.7 | |
| Totals | | | 0 | 58:09 | 5-5 | 1.000 | 0-0 | .000 | 0-0 | .000 | 4 | 12 | 16 | 1.1 | 18 | 2 | 5 | 4 | 2 | 10 | 0.7 |

CAREER STATISTICS

| YEAR | G/GS | FG-A | PCT | 3-PT | PCT | FT-A | PCT | REB | AVG | PF-FO | AST | TO | BLK | STL | PTS | AVG |
|--------|--------|---------|-------|------|------|-------|------|-----|-----|-------|-----|----|-----|-----|-----|-----|
| Fresh. | 30/0 | 51-91 | .560 | 0-1 | .000 | 17-22 | .773 | 65 | 2.2 | 37-0 | 8 | 15 | 14 | 3 | 119 | 4.0 |
| Soph. | 31/1 | 32-57 | .561 | 0-1 | .000 | 9-16 | .563 | 51 | 1.7 | 20-0 | 9 | 15 | 14 | 10 | 73 | 2.4 |
| Junior | 31/30 | 88-151 | .583 | 0-7 | .000 | 42-61 | .689 | 165 | 5.3 | 76-1 | 36 | 26 | 42 | 16 | 218 | 7.0 |
| Senior | 15/0 | 5-5 | 1.000 | 0-0 | .000 | 0-0 | .000 | 16 | 1.1 | 18-0 | 2 | 5 | 4 | 2 | 10 | 0.7 |
| TOTALS | 107/31 | 176-304 | .579 | 0-9 | .000 | 68-99 | .687 | 297 | 2.8 | 151-1 | 55 | 61 | 74 | 31 | 420 | 3.9 |



2023-24 IOWA MEN'S BASKETBALL



#10 JOVONE CATER
 G • 6-2 • 180 • Sr.
 Far Rockaway, N.Y.
 Holy Cross

| Opponent | Date | GS | MIN | Total | | 3-Pointers | | Free throws | | Rebounds | | | | PF | | | | | | |
|----------------|------------|----------|--------------|------------|-------------|------------|-------------|-------------|-------------|----------|----------|----------|------------|----------|----------|----------|----------|----------|----------|------------|
| | | | | FG-FGA | PCT | 3FG-3FGA | PCT | FT-FTA | PCT | OFF | DEF | TOT | AVG | A | TO | BLK | STL | PTS | AVG | |
| North Dakota | 11/07/2023 | | 01:57 | 0-0 | .000 | 0-0 | .000 | 0-0 | .000 | 0 | 0 | 0 | 0.0 | 0 | 0 | 0 | 0 | 0 | 0 | 0.0 |
| Alabama St. | 11/10/2023 | | 01:43 | 0-1 | .000 | 0-0 | .000 | 0-0 | .000 | 0 | 1 | 1 | 0.5 | 1 | 0 | 0 | 0 | 0 | 0 | 0.0 |
| vs Florida A&M | 12/16/2023 | | 04:52 | 0-1 | .000 | 0-0 | .000 | 0-0 | .000 | 0 | 1 | 1 | 0.7 | 0 | 0 | 1 | 0 | 1 | 0 | 0.0 |
| NIU | 12/29/2023 | | 03:00 | 0-2 | .000 | 0-2 | .000 | 0-0 | .000 | 0 | 0 | 0 | 0.5 | 0 | 0 | 0 | 0 | 0 | 0 | 0.0 |
| Totals | | 0 | 11:32 | 0-4 | .000 | 0-2 | .000 | 0-0 | .000 | 0 | 2 | 2 | 0.5 | 1 | 0 | 1 | 0 | 1 | 0 | 0.0 |

SEASON HIGHS

Points
 FGM
 FGA 2 vs. Northern Illinois, 12/29/23
 3-PT FGM
 3-PT FGA 2 vs. Northern Illinois, 12/29/23
 FTM
 FTA
 REB 1, 2X, last vs. Florida A&M, 12/16/23
 AST
 STL 1 vs. Florida A&M, 12/16/23
 BLK
 MIN 5 vs. Florida A&M, 12/16/23

CAREER HIGHS

Points
 FGM
 FGA 2 vs. Northern Illinois, 12/29/23
 3-PT FGM
 3-PT FGA 2 vs. Northern Illinois, 12/29/23
 FTM
 FTA
 REB 1, 2X, last vs. Florida A&M, 12/16/23
 AST
 STL 1 vs. Florida A&M, 12/16/23
 BLK
 MIN 5 vs. Florida A&M, 12/16/23

CAREER STATISTICS

| YEAR | G/GS | FG-A | PCT | 3-PT | PCT | FT-A | PCT | REB | AVG | PF-FO | AST | TO | BLK | STL | PTS | AVG |
|------|------|------|------|------|------|------|------|-----|-----|-------|-----|----|-----|-----|-----|-----|
| Sr. | 4/0 | 0-4 | .000 | 0-2 | .000 | 0-0 | .000 | 2 | 0.5 | 1-0 | 0 | 1 | 0 | 1 | 0 | 0.0 |



#13 LADJI DEMBELE
 F • 6-8 • 250 • Fr.
 Newark, N.J.
 St. Benedict's Prep

| Opponent | Date | GS | MIN | Total | | 3-Pointers | | Free throws | | Rebounds | | | | PF | | | | | | |
|----------------|------------|----------|---------------|--------------|-------------|-------------|-------------|-------------|-------------|-----------|-----------|-----------|------------|-----------|----------|-----------|----------|-----------|-----------|------------|
| | | | | FG-FGA | PCT | 3FG-3FGA | PCT | FT-FTA | PCT | OFF | DEF | TOT | AVG | A | TO | BLK | STL | PTS | AVG | |
| North Dakota | 11/07/2023 | | 15:18 | 3-5 | .600 | 2-3 | .667 | 0-0 | .000 | 0 | 1 | 1 | 1.0 | 1 | 0 | 0 | 1 | 8 | 8.0 | |
| Alabama St. | 11/10/2023 | | 14:17 | 1-2 | .500 | 0-1 | .000 | 0-2 | .000 | 1 | 3 | 4 | 2.5 | 2 | 0 | 1 | 0 | 1 | 2 | 5.0 |
| at Creighton | 11/14/2023 | | 13:59 | 3-4 | .750 | 2-2 | 1.000 | 0-0 | .000 | 0 | 2 | 2 | 2.3 | 1 | 2 | 0 | 0 | 0 | 8 | 6.0 |
| Arkansas St. | 11/17/2023 | | 08:21 | 0-0 | .000 | 0-0 | .000 | 0-0 | .000 | 0 | 1 | 1 | 2.0 | 0 | 1 | 0 | 0 | 1 | 0 | 4.5 |
| vs Oklahoma | 11/23/2023 | | 11:36 | 0-1 | .000 | 0-1 | .000 | 2-2 | 1.000 | 1 | 2 | 3 | 2.2 | 1 | 1 | 3 | 1 | 0 | 2 | 4.0 |
| vs Seton Hall | 11/24/2023 | | 13:18 | 1-3 | .333 | 0-1 | .000 | 0-0 | .000 | 0 | 3 | 3 | 2.3 | 2 | 0 | 0 | 0 | 0 | 2 | 3.7 |
| North Florida | 11/29/2023 | | 13:36 | 0-2 | .000 | 0-0 | .000 | 1-2 | .500 | 0 | 1 | 1 | 2.1 | 3 | 1 | 2 | 0 | 0 | 1 | 3.3 |
| at Purdue | 12/04/2023 | | 10:15 | 0-2 | .000 | 0-1 | .000 | 0-0 | .000 | 1 | 0 | 1 | 2.0 | 1 | 0 | 1 | 0 | 0 | 0 | 2.9 |
| at Iowa St. | 12/07/2023 | | 13:29 | 0-3 | .000 | 0-2 | .000 | 0-0 | .000 | 0 | 1 | 1 | 1.9 | 0 | 0 | 0 | 0 | 1 | 0 | 2.6 |
| Michigan | 12/10/2023 | | 11:51 | 1-4 | .250 | 0-1 | .000 | 0-0 | .000 | 2 | 1 | 3 | 2.0 | 4 | 1 | 1 | 0 | 1 | 2 | 2.5 |
| vs Florida A&M | 12/16/2023 | | 14:08 | 4-5 | .800 | 1-2 | .500 | 0-0 | .000 | 1 | 2 | 3 | 2.1 | 2 | 0 | 0 | 0 | 3 | 9 | 3.1 |
| NIU | 12/29/2023 | | 08:20 | 0-0 | .000 | 0-0 | .000 | 0-2 | .000 | 0 | 2 | 2 | 2.1 | 2 | 0 | 1 | 2 | 0 | 0 | 2.8 |
| at Wisconsin | 01/02/2024 | | 07:44 | 0-1 | .000 | 0-1 | .000 | 0-0 | .000 | 0 | 1 | 1 | 2.0 | 2 | 0 | 0 | 0 | 0 | 0 | 2.6 |
| Rutgers | 01/06/2024 | | 09:08 | 0-2 | .000 | 0-0 | .000 | 0-0 | .000 | 0 | 1 | 1 | 1.9 | 2 | 1 | 0 | 0 | 0 | 0 | 2.4 |
| Nebraska | 01/12/2024 | | 04:26 | 0-0 | .000 | 0-0 | .000 | 0-0 | .000 | 0 | 0 | 0 | 1.8 | 2 | 0 | 1 | 0 | 0 | 0 | 2.3 |
| at Minnesota | 01/15/2024 | | 14:33 | 0-2 | .000 | 0-1 | .000 | 0-0 | .000 | 1 | 5 | 6 | 2.1 | 4 | 0 | 1 | 1 | 2 | 0 | 2.1 |
| Purdue | 01/20/2024 | | 14:35 | 1-4 | .250 | 0-1 | .000 | 0-1 | .000 | 1 | 4 | 5 | 2.2 | 3 | 0 | 3 | 0 | 0 | 2 | 2.1 |
| at Michigan | 01/27/2024 | | 10:52 | 1-2 | .500 | 0-1 | .000 | 0-0 | .000 | 1 | 0 | 1 | 2.2 | 3 | 0 | 0 | 1 | 0 | 2 | 2.1 |
| at Indiana | 01/30/2024 | | 14:59 | 0-4 | .000 | 0-2 | .000 | 0-0 | .000 | 1 | 3 | 4 | 2.3 | 4 | 0 | 0 | 0 | 1 | 0 | 2.0 |
| Ohio St. | 02/02/2024 | | 19:43 | 1-2 | .500 | 0-0 | .000 | 0-0 | .000 | 3 | 2 | 5 | 2.4 | 4 | 0 | 1 | 1 | 1 | 2 | 2.0 |
| Totals | | 0 | 244:28 | 16-48 | .333 | 5-20 | .250 | 3-9 | .333 | 13 | 35 | 48 | 2.4 | 43 | 7 | 15 | 6 | 12 | 40 | 2.0 |

SEASON HIGHS

Points 9 vs. Florida A&M, 12/16/23
 FGM 4 vs. Florida A&M, 12/16/23
 FGA 5, 2x, last vs. Florida A&M, 12/16/23
 3-PT FGM 2, 2X, last vs. Creighton, 11/14/23
 3-PT FGA 3 vs. North Dakota, 11/7/23
 FTM 2 vs. Oklahoma, 11/23/23
 FTA 2, 4X, last vs. Northern Illinois, 12/29/23
 REB 6 at Minnesota, 1/15/24
 AST 2 vs. Creighton, 11/14/23
 STL 3 vs. Florida A&M, 12/16/23
 BLK 2 vs. Northern Illinois, 12/29/23
 MIN 20, vs. Ohio State, 2/2/24

CAREER HIGHS

Points 9 vs. Florida A&M, 12/16/23
 FGM 4 vs. Florida A&M, 12/16/23
 FGA 5, 2x, last vs. Florida A&M, 12/16/23
 3-PT FGM 2, 2X, last vs. Creighton, 11/14/23
 3-PT FGA 3 vs. North Dakota, 11/7/23
 FTM 2 vs. Oklahoma, 11/23/23
 FTA 2, 4X, last vs. Northern Illinois, 12/29/23
 REB 6 at Minnesota, 1/15/24
 AST 2 vs. Creighton, 11/14/23
 STL 3 vs. Florida A&M, 12/16/23
 BLK 2 vs. Northern Illinois, 12/29/23
 MIN 20, vs. Ohio State, 2/2/24

CAREER STATISTICS

| YEAR | G/GS | FG-A | PCT | 3-PT | PCT | FT-A | PCT | REB | AVG | PF-FO | AST | TO | BLK | STL | PTS | AVG |
|--------|------|-------|------|------|------|------|------|-----|-----|-------|-----|----|-----|-----|-----|-----|
| Fresh. | 20/0 | 16-48 | .333 | 5-20 | .250 | 3-9 | .333 | 48 | 2.4 | 43-0 | 7 | 15 | 6 | 12 | 40 | 2.0 |



2023-24 IOWA MEN'S BASKETBALL



#4 JOSH DIX
 G • 6-5 • 200 • Soph.
 Council Bluffs, Iowa
 Council Bluffs High School

SEASON HIGHS

Points..... 21 at Minnesota, 1/15/24
 FGM..... 7, 2X, last vs. Ohio State, 2/2/24
 FGA..... 12 at Minnesota, 1/15/24
 3-PT FGM..... 5 vs. Nebraska, 1/12/24
 3-PT FGA..... 7 vs. Nebraska, 1/12/24
 FTM..... 5, 2X, last at Minnesota, 1/15/24
 FTA..... 6 vs. Arkansas State, 11/17/23
 REB..... 5 vs. Arkansas State, 11/17/23
 AST..... 7 vs. Purdue, 1/20/24
 STL..... 2, 3X, last vs. Purdue, 1/20/24
 BLK..... 2, 2X, last at Michigan, 1/27/24
 MIN..... 32, 2X, last vs. Purdue, 1/20/24

CAREER HIGHS

Points..... 21 at Minnesota, 1/15/24
 FGM..... 7, 2X, last vs. Ohio State, 2/2/24
 FGA..... 12 at Minnesota, 1/15/24
 3-PT FGM..... 5 vs. Nebraska, 1/12/24
 3-PT FGA..... 7 vs. Nebraska, 1/12/24
 FTM..... 5, 2X, last at Minnesota, 1/15/24
 FTA..... 6 vs. Arkansas State, 11/17/23
 REB..... 5, 2X, last vs. Arkansas State, 11/17/23
 AST..... 5, 3X, last at Minnesota, 1/15/24
 STL..... 2, 2X, last at Minnesota, 1/15/24
 BLK..... 2, 2X, last at Michigan, 1/27/24
 MIN..... 32 at Minnesota, 1/15/24

| Opponent | Date | GS | MIN | Total | | 3-Pointers | | Free throws | | Rebounds | | | | PF | A | TO | BLK | STL | PTS | AVG |
|----------------|------------|----|-----------------|---------------|-------------|--------------|-------------|--------------|-------------|----------|-----------|-----------|------------|-----------|-----------|-----------|----------|-----------|------------|------------|
| | | | | FG-FGA | PCT | 3FG-3FGA | PCT | FT-FTA | PCT | OFF | DEF | TOT | AVG | | | | | | | |
| North Dakota | 11/07/2023 | | 21:09 | 2-3 | .667 | 0-0 | .000 | 0-0 | .000 | 0 | 2 | 2 | 2.0 | 2 | 1 | 0 | 0 | 1 | 4 | 4.0 |
| Alabama St. | 11/10/2023 | | 17:30 | 3-4 | .750 | 1-2 | .500 | 0-0 | .000 | 1 | 2 | 3 | 2.5 | 0 | 3 | 0 | 0 | 1 | 7 | 5.5 |
| at Creighton | 11/14/2023 | | 18:00 | 0-1 | .000 | 0-0 | .000 | 0-0 | .000 | 0 | 3 | 3 | 2.7 | 1 | 2 | 1 | 0 | 0 | 3 | 3.7 |
| Arkansas St. | 11/17/2023 | | 18:48 | 2-2 | 1.000 | 1-1 | 1.000 | 5-6 | .833 | 1 | 4 | 5 | 3.3 | 1 | 0 | 0 | 1 | 0 | 10 | 5.3 |
| vs Oklahoma | 11/23/2023 | | 15:51 | 1-3 | .333 | 1-2 | .500 | 0-0 | .000 | 0 | 0 | 0 | 2.6 | 0 | 1 | 0 | 0 | 0 | 3 | 4.8 |
| vs Seton Hall | 11/24/2023 | | 20:21 | 3-4 | .750 | 1-1 | 1.000 | 2-2 | 1.000 | 0 | 3 | 3 | 2.7 | 2 | 1 | 0 | 0 | 1 | 9 | 5.5 |
| North Florida | 11/29/2023 | | 16:47 | 3-4 | .750 | 1-2 | .500 | 0-0 | .000 | 0 | 3 | 3 | 2.7 | 0 | 4 | 1 | 1 | 0 | 7 | 5.7 |
| at Purdue | 12/04/2023 | | 12:32 | 1-3 | .333 | 0-2 | .000 | 0-0 | .000 | 0 | 2 | 2 | 2.6 | 2 | 1 | 0 | 0 | 0 | 2 | 5.3 |
| at Iowa St. | 12/07/2023 | * | 11:52 | 2-3 | .667 | 1-2 | .500 | 0-0 | .000 | 0 | 0 | 0 | 2.3 | 2 | 2 | 2 | 0 | 1 | 5 | 5.2 |
| Michigan | 12/10/2023 | | 15:11 | 1-5 | .200 | 0-4 | .000 | 0-0 | .000 | 0 | 1 | 1 | 2.2 | 0 | 1 | 1 | 0 | 0 | 2 | 4.9 |
| vs Florida A&M | 12/16/2023 | | 14:21 | 2-3 | .667 | 1-1 | 1.000 | 0-0 | .000 | 1 | 3 | 4 | 2.4 | 2 | 1 | 3 | 0 | 1 | 5 | 4.9 |
| UMBC | 12/20/2023 | | 10:10 | 3-6 | .500 | 0-2 | .000 | 0-0 | .000 | 1 | 0 | 1 | 2.3 | 0 | 1 | 0 | 0 | 0 | 6 | 5.0 |
| NIU | 12/29/2023 | | 16:18 | 4-5 | .800 | 0-1 | .000 | 0-0 | .000 | 0 | 2 | 2 | 2.2 | 1 | 1 | 0 | 2 | 1 | 8 | 5.2 |
| at Wisconsin | 01/02/2024 | | 10:27 | 0-1 | .000 | 0-0 | .000 | 0-0 | .000 | 0 | 0 | 0 | 2.1 | 0 | 0 | 0 | 0 | 0 | 0 | 4.9 |
| Rutgers | 01/06/2024 | * | 26:13 | 2-4 | .500 | 1-1 | 1.000 | 2-2 | 1.000 | 0 | 4 | 4 | 2.2 | 1 | 4 | 1 | 0 | 1 | 7 | 5.0 |
| Nebraska | 01/12/2024 | | 27:01 | 5-8 | .625 | 5-7 | .714 | 1-2 | .500 | 2 | 0 | 2 | 2.2 | 0 | 2 | 0 | 0 | 2 | 16 | 5.7 |
| at Minnesota | 01/15/2024 | * | 32:13 | 7-12 | .583 | 2-4 | .500 | 5-5 | 1.000 | 0 | 4 | 4 | 2.3 | 0 | 5 | 2 | 0 | 2 | 21 | 6.6 |
| Purdue | 01/20/2024 | * | 32:32 | 3-7 | .429 | 1-1 | 1.000 | 2-2 | 1.000 | 0 | 1 | 1 | 2.2 | 3 | 7 | 0 | 0 | 2 | 9 | 6.7 |
| Maryland | 01/24/2024 | * | 29:17 | 3-6 | .500 | 2-4 | .500 | 0-0 | .000 | 0 | 1 | 1 | 2.2 | 2 | 2 | 1 | 0 | 0 | 8 | 6.8 |
| at Michigan | 01/27/2024 | * | 25:38 | 2-5 | .400 | 0-1 | .000 | 3-3 | 1.000 | 1 | 3 | 4 | 2.3 | 2 | 0 | 2 | 2 | 0 | 7 | 6.8 |
| at Indiana | 01/30/2024 | * | 24:45 | 3-8 | .375 | 1-4 | .250 | 3-4 | .750 | 1 | 0 | 1 | 2.2 | 0 | 1 | 0 | 0 | 0 | 10 | 7.0 |
| Ohio St. | 02/02/2024 | * | 28:03 | 7-10 | .700 | 1-2 | .500 | 0-0 | .000 | 0 | 0 | 0 | 2.1 | 0 | 1 | 1 | 0 | 0 | 15 | 7.3 |
| Totals | | | 8 444:59 | 59-107 | .551 | 20-44 | .455 | 23-26 | .885 | 8 | 38 | 46 | 2.1 | 21 | 41 | 15 | 6 | 13 | 161 | 7.3 |

CAREER STATISTICS

| YEAR | G/GS | FG-A | PCT | 3-PT | PCT | FT-A | PCT | REB | AVG | PF-FO | AST | TO | BLK | STL | PTS | AVG |
|---------------|-------------|---------------|-------------|--------------|-------------|--------------|-------------|-----------|------------|-------------|-----------|-----------|----------|-----------|------------|------------|
| Fresh. | 31/0 | 21-52 | .404 | 14-35 | .400 | 6-9 | .667 | 28 | 0.9 | 14-0 | 28 | 11 | 3 | 7 | 62 | 2.0 |
| Soph. | 22/8 | 59-107 | .551 | 20-44 | .455 | 23-26 | .885 | 46 | 2.1 | 21-0 | 41 | 15 | 6 | 13 | 161 | 7.3 |
| TOTALS | 53/8 | 80-159 | .503 | 34-79 | .430 | 29-35 | .829 | 74 | 1.4 | 35-0 | 69 | 26 | 9 | 20 | 223 | 4.2 |



#32 OWEN FREEMAN
 F • 6-10 • 230 • Fr.
 Moline, Ill.
 Moline High School

SEASON HIGHS

Points..... 22 vs. Nebraska, 1/12/24
 FGM..... 11 vs. Nebraska, 1/12/24
 FGA..... 13 vs. Nebraska, 1/12/24
 3-PT FGM..... --
 3-PT FGA..... 1, 2X, last vs. Alabama State, 11/10/23
 FTM..... 6 vs. Alabama State, 11/10/23
 FTA..... 9 vs. Alabama State, 11/10/23
 REB..... 13 at Wisconsin, 1/2/24
 AST..... 2, 3X, last vs. Purdue, 1/20/24
 STL..... 4 vs. Northern Illinois, 12/29/23
 BLK..... 5 vs. North Florida, 11/29/23
 MIN..... 36, 2X, last at Michigan, 1/27/24

CAREER HIGHS

Points..... 22 vs. Nebraska, 1/12/24
 FGM..... 11 vs. Nebraska, 1/12/24
 FGA..... 13 vs. Nebraska, 1/12/24
 3-PT FGM..... --
 3-PT FGA..... 1, 2X, last vs. Alabama State, 11/10/23
 FTM..... 6 vs. Alabama State, 11/10/23
 FTA..... 9 vs. Alabama State, 11/10/23
 REB..... 13 at Wisconsin, 1/2/24
 AST..... 2, 3X, last vs. Purdue, 1/20/24
 STL..... 4 vs. Northern Illinois, 12/29/23
 BLK..... 5 vs. North Florida, 11/29/23
 MIN..... 36, 2X, last at Michigan, 1/27/24

| Opponent | Date | GS | MIN | Total | | 3-Pointers | | Free throws | | Rebounds | | | | PF | A | TO | BLK | STL | PTS | AVG |
|----------------|------------|----|------------------|---------------|-------------|------------|-------------|--------------|-------------|-----------|-----------|------------|------------|-----------|-----------|-----------|-----------|-----------|------------|-------------|
| | | | | FG-FGA | PCT | 3FG-3FGA | PCT | FT-FTA | PCT | OFF | DEF | TOT | AVG | | | | | | | |
| North Dakota | 11/07/2023 | | 15:01 | 7-8 | .875 | 0-1 | .000 | 0-0 | .000 | 1 | 2 | 3 | 3.0 | 4 | 1 | 1 | 0 | 2 | 14 | 14.0 |
| Alabama St. | 11/10/2023 | | 11:51 | 1-4 | .250 | 0-1 | .000 | 6-9 | .667 | 3 | 0 | 3 | 3.0 | 1 | 0 | 1 | 1 | 0 | 8 | 11.0 |
| at Creighton | 11/14/2023 | | 13:51 | 4-7 | .571 | 0-0 | .000 | 0-1 | .000 | 1 | 0 | 1 | 2.3 | 3 | 0 | 0 | 3 | 0 | 8 | 10.0 |
| Arkansas St. | 11/17/2023 | | 09:02 | 2-4 | .500 | 0-0 | .000 | 3-7 | .429 | 0 | 3 | 3 | 2.5 | 3 | 0 | 1 | 2 | 0 | 7 | 9.3 |
| vs Oklahoma | 11/23/2023 | | 19:26 | 5-10 | .500 | 0-0 | .000 | 3-3 | 1.000 | 3 | 4 | 7 | 3.4 | 3 | 0 | 2 | 3 | 1 | 13 | 10.0 |
| vs Seton Hall | 11/24/2023 | | 14:51 | 3-4 | .750 | 0-0 | .000 | 0-0 | .000 | 2 | 1 | 3 | 3.3 | 1 | 1 | 3 | 1 | 1 | 6 | 9.3 |
| North Florida | 11/29/2023 | | 18:53 | 6-8 | .750 | 0-0 | .000 | 4-4 | 1.000 | 3 | 2 | 5 | 3.6 | 1 | 1 | 0 | 5 | 3 | 16 | 10.3 |
| at Purdue | 12/04/2023 | | 20:47 | 2-5 | .400 | 0-0 | .000 | 2-2 | 1.000 | 3 | 1 | 4 | 3.6 | 2 | 2 | 0 | 1 | 2 | 6 | 9.8 |
| at Iowa St. | 12/07/2023 | | 19:02 | 5-6 | .833 | 0-0 | .000 | 1-2 | .500 | 4 | 4 | 8 | 4.1 | 3 | 0 | 4 | 3 | 1 | 11 | 9.9 |
| Michigan | 12/10/2023 | * | 17:50 | 1-1 | 1.000 | 0-0 | .000 | 3-4 | .750 | 1 | 3 | 4 | 4.1 | 3 | 0 | 0 | 1 | 2 | 5 | 9.4 |
| vs Florida A&M | 12/16/2023 | * | 19:16 | 6-9 | .667 | 0-0 | .000 | 2-4 | .500 | 3 | 8 | 11 | 4.7 | 0 | 1 | 0 | 1 | 0 | 14 | 9.8 |
| UMBC | 12/20/2023 | * | 13:29 | 2-5 | .400 | 0-0 | .000 | 2-4 | .500 | 3 | 4 | 7 | 4.9 | 3 | 1 | 0 | 1 | 0 | 6 | 9.5 |
| NIU | 12/29/2023 | * | 23:52 | 6-11 | .545 | 0-0 | .000 | 0-0 | .000 | 5 | 4 | 9 | 5.2 | 2 | 0 | 1 | 3 | 4 | 12 | 9.7 |
| at Wisconsin | 01/02/2024 | * | 36:20 | 7-9 | .778 | 0-0 | .000 | 0-0 | .000 | 2 | 11 | 13 | 5.8 | 2 | 1 | 2 | 3 | 1 | 14 | 10.0 |
| Rutgers | 01/06/2024 | * | 26:04 | 5-7 | .714 | 0-0 | .000 | 5-6 | .833 | 2 | 2 | 4 | 5.7 | 2 | 1 | 1 | 2 | 0 | 15 | 10.3 |
| Nebraska | 01/12/2024 | * | 32:18 | 11-13 | .846 | 0-0 | .000 | 0-2 | .000 | 2 | 8 | 10 | 5.9 | 1 | 2 | 0 | 0 | 1 | 22 | 11.1 |
| at Minnesota | 01/15/2024 | * | 17:20 | 5-6 | .833 | 0-0 | .000 | 2-3 | .667 | 2 | 6 | 8 | 6.1 | 5 | 1 | 1 | 0 | 1 | 12 | 11.1 |
| Purdue | 01/20/2024 | * | 20:46 | 3-6 | .500 | 0-0 | .000 | 0-0 | .000 | 0 | 2 | 2 | 5.8 | 4 | 2 | 0 | 0 | 1 | 6 | 10.8 |
| Maryland | 01/24/2024 | * | 27:55 | 6-11 | .545 | 0-0 | .000 | 2-3 | .667 | 5 | 4 | 9 | 6.0 | 5 | 1 | 2 | 1 | 0 | 14 | 11.0 |
| at Michigan | 01/27/2024 | * | 35:59 | 5-9 | .556 | 0-0 | .000 | 5-5 | 1.000 | 3 | 6 | 9 | 6.2 | 3 | 1 | 3 | 3 | 0 | 15 | 11.2 |
| at Indiana | 01/30/2024 | * | 23:35 | 2-3 | .667 | 0-0 | .000 | 0-0 | .000 | 1 | 1 | 2 | 6.0 | 4 | 2 | 0 | 1 | 2 | 4 | 10.9 |
| Ohio St. | 02/02/2024 | * | 21:53 | 3-5 | .600 | 0-0 | .000 | 1-2 | .500 | 2 | 5 | 7 | 6.0 | 3 | 1 | 2 | 1 | 1 | 7 | 10.7 |
| Totals | | | 13 459:20 | 97-151 | .642 | 0-2 | .000 | 41-61 | .672 | 51 | 81 | 132 | 6.0 | 58 | 19 | 24 | 36 | 23 | 235 | 10.7 |

CAREER STATISTICS

| YEAR | G/GS | FG-A | PCT | 3-PT | PCT | FT-A | PCT | REB | AVG | PF-FO | AST | TO | BLK | STL | PTS | AVG |
|--------|-------|--------|------|------|------|-------|------|-----|-----|-------|-----|----|-----|-----|-----|------|
| Fresh. | 22/13 | 97-151 | .642 | 0-2 | .000 | 41-61 | .672 | 132 | 6.0 | 58-2 | 19 | 24 | 36 | 23 | 235 | 10.7 |



2023-24 IOWA MEN'S BASKETBALL



#2 BROCK HARDING
 G • 6-0 • 162 • Fr.
 Moline, Ill.
 Moline High School

SEASON HIGHS

Points.....10, 2X, last vs. UMBC, 12/20/23
 FGM.....4, 2X, last vs. UMBC, 12/20/23
 FGA.....10 vs. UMBC, 12/20/23
 3-PT FGM.....2, 2X, last vs. Florida A&M, 12/16/23
 3-PT FGA.....4, 2X, last vs. Florida A&M, 12/16/23
 FTM.....2, 4X, last at Indiana, 1/30/24
 FTA.....2, 6X, last at Indiana, 1/30/24
 REB.....2, 4X, last at Minnesota, 1/15/24
 AST.....12 vs. UMBC, 12/20/23
 STL.....4 vs. UMBC, 12/20/23
 BLK.....1 vs. Florida A&M, 12/16/23
 MIN.....29 vs. UMBC, 12/29/23

CAREER HIGHS

Points.....10, 2X, last vs. UMBC, 12/20/23
 FGM.....4, 2X, last vs. UMBC, 12/20/23
 FGA.....10 vs. UMBC, 12/20/23
 3-PT FGM.....2, 2X, last vs. Florida A&M, 12/16/23
 3-PT FGA.....4, 2X, last vs. Florida A&M, 12/16/23
 FTM.....2, 4X, last at Indiana, 1/30/24
 FTA.....2, 6X, last at Indiana, 1/30/24
 REB.....2, 4X, last at Minnesota, 1/15/24
 AST.....12 vs. UMBC, 12/20/23
 STL.....4 vs. UMBC, 12/20/23
 BLK.....1 vs. Florida A&M, 12/16/23
 MIN.....29 vs. UMBC, 12/29/23

| Opponent | Date | GS | MIN | Total | | 3-Pointers | | Free throws | | Rebounds | | | | PF | A | TO | BLK | STL | PTS | AVG |
|----------------|------------|----|-----------------|--------------|-------------|-------------|-------------|--------------|-------------|----------|-----------|-----------|------------|-----------|-----------|-----------|----------|-----------|-----------|------------|
| | | | | FG-FGA | PCT | 3FG-3FGA | PCT | FT-FTA | PCT | OFF | DEF | TOT | AVG | | | | | | | |
| North Dakota | 11/07/2023 | | 10:39 | 2-4 | .500 | 1-1 | 1.000 | 1-1 | 1.000 | 1 | 0 | 1 | 1.0 | 0 | 7 | 3 | 0 | 0 | 6 | 6.0 |
| Alabama St. | 11/10/2023 | | 14:58 | 2-6 | .333 | 1-2 | .500 | 0-0 | .000 | 0 | 0 | 0 | 0.5 | 2 | 7 | 2 | 0 | 2 | 5 | 5.5 |
| at Creighton | 11/14/2023 | | 08:02 | 0-2 | .000 | 0-0 | .000 | 0-0 | .000 | 0 | 0 | 0 | 0.3 | 0 | 3 | 1 | 0 | 0 | 0 | 3.7 |
| Arkansas St. | 11/17/2023 | | 06:30 | 0-1 | .000 | 0-0 | .000 | 1-2 | .500 | 0 | 0 | 0 | 0.3 | 0 | 0 | 1 | 0 | 1 | 1 | 3.0 |
| vs Oklahoma | 11/23/2023 | | 15:22 | 2-4 | .500 | 2-3 | .667 | 0-0 | .000 | 0 | 2 | 2 | 0.6 | 1 | 2 | 0 | 0 | 1 | 6 | 3.6 |
| vs Seton Hall | 11/24/2023 | | 08:49 | 0-3 | .000 | 0-2 | .000 | 0-0 | .000 | 0 | 1 | 1 | 0.7 | 1 | 1 | 1 | 0 | 1 | 0 | 3.0 |
| North Florida | 11/29/2023 | | 10:34 | 0-2 | .000 | 0-0 | .000 | 0-0 | .000 | 0 | 1 | 1 | 0.7 | 0 | 2 | 0 | 0 | 0 | 0 | 2.6 |
| at Purdue | 12/04/2023 | | 14:08 | 3-7 | .429 | 1-1 | 1.000 | 0-0 | .000 | 0 | 0 | 0 | 0.6 | 0 | 1 | 0 | 0 | 1 | 7 | 3.1 |
| at Iowa St. | 12/07/2023 | | 22:37 | 1-6 | .167 | 1-4 | .250 | 2-2 | 1.000 | 0 | 2 | 2 | 0.8 | 4 | 3 | 3 | 0 | 2 | 5 | 3.3 |
| Michigan | 12/10/2023 | | 12:29 | 3-4 | .750 | 0-1 | .000 | 0-0 | .000 | 0 | 0 | 0 | 0.7 | 0 | 0 | 1 | 0 | 1 | 6 | 3.6 |
| vs Florida A&M | 12/16/2023 | | 15:23 | 4-6 | .667 | 2-4 | .500 | 0-0 | .000 | 0 | 2 | 2 | 0.8 | 2 | 2 | 1 | 1 | 1 | 10 | 4.2 |
| UMBC | 12/20/2023 | | 29:24 | 4-10 | .400 | 0-3 | .000 | 2-2 | 1.000 | 0 | 1 | 1 | 0.8 | 1 | 12 | 1 | 0 | 4 | 10 | 4.7 |
| NIU | 12/29/2023 | | 12:57 | 0-4 | .000 | 0-3 | .000 | 1-2 | .500 | 0 | 0 | 0 | 0.8 | 0 | 3 | 1 | 0 | 2 | 1 | 4.4 |
| at Wisconsin | 01/02/2024 | | 11:22 | 1-3 | .333 | 1-1 | 1.000 | 0-0 | .000 | 0 | 0 | 0 | 0.7 | 3 | 3 | 2 | 0 | 0 | 3 | 4.3 |
| Rutgers | 01/06/2024 | | 09:24 | 0-3 | .000 | 0-1 | .000 | 0-0 | .000 | 0 | 0 | 0 | 0.7 | 2 | 2 | 1 | 0 | 1 | 0 | 4.0 |
| Nebraska | 01/12/2024 | | 10:38 | 1-4 | .250 | 0-1 | .000 | 0-1 | .000 | 0 | 0 | 0 | 0.6 | 0 | 2 | 0 | 0 | 0 | 2 | 3.9 |
| at Minnesota | 01/15/2024 | | 15:05 | 1-3 | .333 | 0-0 | .000 | 2-2 | 1.000 | 0 | 2 | 2 | 0.7 | 3 | 4 | 1 | 0 | 1 | 4 | 3.9 |
| Purdue | 01/20/2024 | | 04:16 | 0-1 | .000 | 0-0 | .000 | 0-0 | .000 | 0 | 0 | 0 | 0.7 | 0 | 1 | 0 | 0 | 0 | 0 | 3.7 |
| Maryland | 01/24/2024 | | 15:03 | 1-5 | .200 | 0-2 | .000 | 0-0 | .000 | 0 | 0 | 0 | 0.6 | 2 | 2 | 1 | 0 | 1 | 2 | 3.6 |
| at Michigan | 01/27/2024 | | 05:38 | 0-1 | .000 | 0-0 | .000 | 0-0 | .000 | 0 | 1 | 1 | 0.7 | 0 | 2 | 0 | 0 | 1 | 0 | 3.4 |
| at Indiana | 01/30/2024 | | 11:26 | 1-3 | .333 | 0-1 | .000 | 2-2 | 1.000 | 0 | 1 | 1 | 0.7 | 1 | 2 | 0 | 0 | 1 | 4 | 3.4 |
| Ohio St. | 02/02/2024 | | 02:38 | 0-1 | .000 | 0-0 | .000 | 0-0 | .000 | 0 | 0 | 0 | 0.6 | 0 | 2 | 0 | 0 | 0 | 0 | 3.3 |
| Totals | | | 0 267:22 | 26-83 | .313 | 9-30 | .300 | 11-14 | .786 | 1 | 13 | 14 | 0.6 | 22 | 63 | 20 | 1 | 21 | 72 | 3.3 |

CAREER STATISTICS

| YEAR | G/GS | FG-A | PCT | 3-PT | PCT | FT-A | PCT | REB | AVG | PF-FO | AST | TO | BLK | STL | PTS | AVG |
|--------|------|-------|------|------|------|-------|------|-----|-----|-------|-----|----|-----|-----|-----|-----|
| Fresh. | 22/0 | 26-83 | .313 | 9-30 | .300 | 11-14 | .786 | 14 | 0.6 | 22-0 | 63 | 20 | 1 | 21 | 72 | 3.3 |



#1 SPENCER HUTCHISON
 G • 6-4 • 202 • RS Fr.
 Dallas, Texas
 The Episcopal School of Dallas

SEASON HIGHS

Points.....--
 FGM.....--
 FGA.....2 vs. Northern Illinois, 12/29/23
 3-PT FGM.....--
 3-PT FGA.....2 vs. Northern Illinois, 12/29/23
 FTM.....--
 FTA.....--
 REB.....1, 3X, last vs. Northern Illinois, 12/29/23
 AST.....1 vs. North Dakota, 11/7/23
 STL.....--
 BLK.....--
 MIN.....3, 2X, last vs. Northern Illinois, 12/29/23

CAREER HIGHS

Points.....--
 FGM.....--
 FGA.....2 vs. Northern Illinois, 12/29/23
 3-PT FGM.....--
 3-PT FGA.....2 vs. Northern Illinois, 12/29/23
 FTM.....--
 FTA.....--
 REB.....1, 3X, last vs. Northern Illinois, 12/29/23
 AST.....1 vs. North Dakota, 11/7/23
 STL.....--
 BLK.....--
 MIN.....3, 2X, last vs. Northern Illinois, 12/29/23

| Opponent | Date | GS | MIN | Total | | 3-Pointers | | Free throws | | Rebounds | | | | PF | A | TO | BLK | STL | PTS | AVG |
|----------------|------------|----|----------------|------------|-------------|------------|-------------|-------------|-------------|----------|----------|----------|------------|----------|----------|----------|----------|----------|----------|------------|
| | | | | FG-FGA | PCT | 3FG-3FGA | PCT | FT-FTA | PCT | OFF | DEF | TOT | AVG | | | | | | | |
| North Dakota | 11/07/2023 | | 01:57 | 0-0 | .000 | 0-0 | .000 | 0-0 | .000 | 0 | 1 | 1 | 1.0 | 0 | 1 | 0 | 0 | 0 | 0 | 0.0 |
| vs Florida A&M | 12/16/2023 | | 03:42 | 0-1 | .000 | 0-1 | .000 | 0-0 | .000 | 0 | 1 | 1 | 1.0 | 1 | 0 | 0 | 0 | 0 | 0 | 0.0 |
| NIU | 12/29/2023 | | 03:00 | 0-2 | .000 | 0-2 | .000 | 0-0 | .000 | 1 | 0 | 1 | 1.0 | 1 | 0 | 0 | 0 | 0 | 0 | 0.0 |
| Totals | | | 0 08:39 | 0-3 | .000 | 0-3 | .000 | 0-0 | .000 | 1 | 2 | 3 | 1.0 | 2 | 1 | 0 | 0 | 0 | 0 | 0.0 |

CAREER STATISTICS

| YEAR | G/GS | FG-A | PCT | 3-PT | PCT | FT-A | PCT | REB | AVG | PF-FO | AST | TO | BLK | STL | PTS | AVG |
|-----------|------|------|------|------|------|------|------|-----|-----|-------|-----|----|-----|-----|-----|-----|
| RS Fresh. | 3/0 | 0-3 | .000 | 0-3 | .000 | 0-0 | .000 | 3 | 1.0 | 2-0 | 1 | 0 | 0 | 0 | 0 | 0.0 |



2023-24 IOWA MEN'S BASKETBALL



#14 CARTER KINGSBURY
 G • 6-4 • 225 • RS So.
 Ponca, Neb.
 Brewster Academy
 (N.H.)

| Opponent | Date | GS | MIN | Total | | 3-Pointers | | Free throws | | Rebounds | | | | PF | A | TO | BLK | STL | PTS | AVG |
|----------------|------------|----------|--------------|------------|-------------|------------|-------------|-------------|-------------|----------|----------|----------|------------|----------|----------|----------|----------|----------|----------|------------|
| | | | | FG-FGA | PCT | 3FG-3FGA | PCT | FT-FTA | PCT | OFF | DEF | TOT | AVG | | | | | | | |
| North Dakota | 11/07/2023 | | 01:57 | 1-1 | 1.000 | 1-1 | 1.000 | 0-0 | .000 | 0 | 2 | 2 | 2.0 | 0 | 0 | 0 | 0 | 0 | 3 | 3.0 |
| Alabama St. | 11/10/2023 | | 02:45 | 1-1 | 1.000 | 0-0 | .000 | 0-0 | .000 | 1 | 0 | 1 | 1.5 | 0 | 0 | 0 | 0 | 2 | 2.5 | |
| North Florida | 11/29/2023 | | 00:52 | 0-0 | .000 | 0-0 | .000 | 0-0 | .000 | 0 | 1 | 1 | 1.3 | 0 | 0 | 0 | 0 | 0 | 1.7 | |
| vs Florida A&M | 12/16/2023 | | 06:36 | 0-1 | .000 | 0-0 | .000 | 0-0 | .000 | 0 | 2 | 2 | 1.5 | 0 | 1 | 1 | 0 | 0 | 1.3 | |
| NIU | 12/29/2023 | | 03:51 | 0-2 | .000 | 0-1 | .000 | 0-0 | .000 | 0 | 1 | 1 | 1.4 | 0 | 0 | 0 | 0 | 0 | 1.0 | |
| Totals | | 0 | 16:01 | 2-5 | .400 | 1-2 | .500 | 0-0 | .000 | 1 | 6 | 7 | 1.4 | 0 | 1 | 1 | 0 | 0 | 5 | 1.0 |

SEASON HIGHS

Points..... 3 vs. North Dakota, 11/7/23
 FGM 1, 2X, last vs. Alabama State, 11/10/23
 FGA 2 vs. Northern Illinois, 12/29/23
 3-PT FGM 1 vs. North Dakota, 11/7/23
 3-PT FGA 1, 2X, last vs. Northern Illinois, 12/29/23
 FTM --
 FTA --
 REB 2, 2X, last vs. Florida A&M, 12/16/23
 AST 1 vs. Florida A&M, 12/16/23
 STL --
 BLK --
 MIN 7 vs. Florida A&M, 12/16/23

CAREER HIGHS

Points..... 4 vs. North Carolina A&T, 11/11/22
 FGM 1, 4X, last vs. Alabama State, 11/10/23
 FGA 3 vs. North Carolina A&T, 11/11/22
 3-PT FGM 1, 3X, last vs. North Dakota, 11/7/23
 3-PT FGA 1, 4X, last vs. Northern Illinois, 12/29/23
 FTM 1 vs. North Carolina A&T, 11/11/22
 FTA 2 vs. North Carolina A&T, 11/11/22
 REB 2, 4X, last vs. Florida A&M, 12/16/23
 AST 1, 5X, last vs. Florida A&M, 12/16/23
 STL 1 vs. Omaha, 11/21/22
 BLK --
 MIN 10 vs. Wisconsin (12/11/22)

CAREER STATISTICS

| YEAR | G/GS | FG-A | PCT | 3-PT | PCT | FT-A | PCT | REB | AVG | PF-FO | AST | TO | BLK | STL | PTS | AVG |
|---------------|-------------|-------------|-------------|------------|-------------|------------|-------------|-----------|------------|------------|----------|----------|----------|----------|-----------|------------|
| Fresh. | 8/0 | 2-5 | .400 | 2-2 | 1.000 | 1-2 | .500 | 6 | 0.8 | 0-0 | 4 | 1 | 0 | 1 | 7 | 0.9 |
| Soph. | 5/0 | 2-5 | .400 | 1-2 | .500 | 0-0 | .000 | 7 | 1.4 | 0-0 | 1 | 1 | 0 | 0 | 5 | 1.0 |
| TOTALS | 13/0 | 4-10 | .400 | 3-4 | .750 | 1-2 | .500 | 13 | 1.0 | 0-0 | 5 | 2 | 0 | 1 | 12 | 0.9 |



#23 BEN KRİKKE
 F • 6-9 • 245 • Graduate
 Edmonton, Alberta, Canada
 Jasper Place High School
 Valparaiso

| Opponent | Date | GS | MIN | Total | | 3-Pointers | | Free throws | | Rebounds | | | | PF | A | TO | BLK | STL | PTS | AVG |
|----------------|------------|-----------|---------------|----------------|-------------|-------------|-------------|--------------|-------------|-----------|-----------|------------|------------|-----------|-----------|-----------|----------|-----------|------------|-------------|
| | | | | FG-FGA | PCT | 3FG-3FGA | PCT | FT-FTA | PCT | OFF | DEF | TOT | AVG | | | | | | | |
| North Dakota | 11/07/2023 | * | 23:02 | 8-13 | .615 | 1-1 | 1.000 | 1-1 | 1.000 | 4 | 2 | 6 | 6.0 | 2 | 1 | 0 | 0 | 1 | 18 | 18.0 |
| Alabama St. | 11/10/2023 | * | 22:18 | 5-10 | .500 | 0-0 | .000 | 3-8 | .375 | 3 | 3 | 6 | 6.0 | 3 | 2 | 0 | 0 | 2 | 13 | 15.5 |
| at Creighton | 11/14/2023 | * | 30:46 | 11-18 | .611 | 0-0 | .000 | 2-2 | 1.000 | 4 | 1 | 5 | 5.7 | 2 | 1 | 3 | 0 | 1 | 24 | 18.3 |
| Arkansas St. | 11/17/2023 | * | 33:05 | 10-14 | .714 | 0-1 | .000 | 5-8 | .625 | 1 | 8 | 9 | 6.5 | 3 | 2 | 3 | 3 | 4 | 25 | 20.0 |
| vs Oklahoma | 11/23/2023 | * | 28:24 | 4-9 | .444 | 0-0 | .000 | 3-3 | 1.000 | 1 | 2 | 3 | 5.8 | 3 | 1 | 1 | 0 | 0 | 11 | 18.2 |
| vs Seton Hall | 11/24/2023 | * | 31:48 | 8-10 | .800 | 0-0 | .000 | 3-4 | .750 | 0 | 1 | 1 | 5.0 | 3 | 5 | 1 | 0 | 0 | 19 | 18.3 |
| North Florida | 11/29/2023 | * | 29:39 | 5-9 | .556 | 0-0 | .000 | 11-11 | 1.000 | 1 | 1 | 2 | 4.6 | 3 | 0 | 2 | 0 | 1 | 21 | 18.7 |
| at Purdue | 12/04/2023 | * | 30:47 | 7-13 | .538 | 0-1 | .000 | 2-4 | .500 | 3 | 4 | 7 | 4.9 | 4 | 1 | 3 | 0 | 1 | 16 | 18.4 |
| at Iowa St. | 12/07/2023 | * | 27:47 | 4-8 | .500 | 0-1 | .000 | 0-0 | .000 | 1 | 2 | 3 | 4.7 | 1 | 0 | 1 | 0 | 0 | 8 | 17.2 |
| Michigan | 12/10/2023 | * | 35:05 | 8-15 | .533 | 0-1 | .000 | 8-11 | .727 | 2 | 6 | 8 | 5.0 | 2 | 1 | 0 | 0 | 0 | 24 | 17.9 |
| vs Florida A&M | 12/16/2023 | * | 19:45 | 2-5 | .400 | 0-0 | .000 | 1-2 | .500 | 0 | 4 | 4 | 4.9 | 1 | 0 | 1 | 0 | 1 | 5 | 16.7 |
| UMBC | 12/20/2023 | * | 31:04 | 7-11 | .636 | 0-0 | .000 | 3-4 | .750 | 4 | 8 | 12 | 5.5 | 0 | 3 | 0 | 0 | 1 | 17 | 16.8 |
| NIU | 12/29/2023 | * | 27:31 | 9-12 | .750 | 1-1 | 1.000 | 1-1 | 1.000 | 1 | 6 | 7 | 5.6 | 2 | 3 | 0 | 1 | 2 | 20 | 17.0 |
| at Wisconsin | 01/02/2024 | * | 20:26 | 3-4 | .750 | 1-1 | 1.000 | 3-5 | .600 | 0 | 1 | 1 | 5.3 | 4 | 2 | 2 | 0 | 0 | 10 | 16.5 |
| Rutgers | 01/06/2024 | * | 35:35 | 6-15 | .400 | 0-2 | .000 | 7-9 | .778 | 3 | 7 | 10 | 5.6 | 2 | 3 | 2 | 0 | 1 | 19 | 16.7 |
| Nebraska | 01/12/2024 | * | 22:10 | 5-7 | .714 | 2-2 | 1.000 | 0-0 | .000 | 2 | 1 | 3 | 5.4 | 4 | 2 | 0 | 0 | 0 | 12 | 16.4 |
| at Minnesota | 01/15/2024 | * | 36:54 | 11-17 | .647 | 0-0 | .000 | 3-3 | 1.000 | 1 | 4 | 5 | 5.4 | 2 | 3 | 2 | 0 | 1 | 25 | 16.9 |
| Purdue | 01/20/2024 | * | 36:04 | 4-9 | .444 | 0-1 | .000 | 2-4 | .500 | 0 | 2 | 2 | 5.2 | 3 | 0 | 2 | 0 | 1 | 10 | 16.5 |
| Maryland | 01/24/2024 | * | 34:12 | 3-11 | .273 | 0-1 | .000 | 3-4 | .750 | 2 | 2 | 4 | 5.2 | 1 | 1 | 2 | 0 | 0 | 9 | 16.1 |
| at Michigan | 01/27/2024 | * | 27:15 | 2-8 | .250 | 0-1 | .000 | 3-3 | 1.000 | 1 | 3 | 4 | 5.1 | 4 | 2 | 2 | 0 | 0 | 7 | 15.7 |
| at Indiana | 01/30/2024 | * | 26:19 | 1-9 | .111 | 0-0 | .000 | 0-0 | .000 | 3 | 0 | 3 | 5.0 | 2 | 1 | 0 | 0 | 0 | 2 | 15.0 |
| Ohio St. | 02/02/2024 | * | 32:58 | 4-9 | .444 | 0-0 | .000 | 0-0 | .000 | 1 | 1 | 2 | 4.9 | 1 | 3 | 0 | 1 | 1 | 8 | 14.7 |
| Totals | | 22 | 642:54 | 127-236 | .538 | 5-14 | .357 | 64-87 | .736 | 38 | 69 | 107 | 4.9 | 52 | 37 | 27 | 5 | 18 | 323 | 14.7 |

SEASON HIGHS

Points..... 25, 2X, last at Minnesota, 1/15/24
 FGM 11, 2X, last at Minnesota, 1/15/24
 FGA 18 vs. Creighton, 11/14/23
 3-PT FGM 2 vs. Nebraska, 1/12/24
 3-PT FGA 2, 2X, last vs. Nebraska, 1/12/24
 FTM 8 vs. Michigan, 12/10/23
 FTA 11 vs. Michigan, 12/10/23
 REB 12 vs. UMBC, 12/20/23
 AST 5 vs. Seton Hall, 11/24/23
 STL 4 vs. Arkansas State, 11/17/23
 BLK 3 vs. Arkansas State, 11/17/23
 MIN 37 at Minnesota, 1/15/24

CAREER HIGHS

Points..... 34 at UIC, 2/19/23
 FGM 14 at UIC, 2/19/23
 FGA 24 vs. Western Michigan, 11/13/22
 3-PT FGM 3, 2X, last vs. Incarnate Word, 11/19/22
 3-PT FGA 6 vs. Drake, 2/4/23
 FTM 11 vs. Drake, 2/4/23
 FTA 12 vs. Drake, 2/4/23
 REB 15 at Illinois State, 1/24/21
 AST 6, 2X, last vs. Illinois State, 2/11/23
 STL 4 vs. Arkansas State, 11/17/23
 BLK 5 vs. Southern Illinois, 2/14/23
 MIN 45 at Missouri State, 2/1/23

CAREER STATISTICS

| YEAR | G/GS | FG-A | PCT | 3-PT | PCT | FT-A | PCT | REB | AVG | PF-FO | AST | TO | BLK | STL | PTS | AVG |
|---------------|----------------|-----------------|-------------|---------------|-------------|----------------|-------------|------------|------------|--------------|------------|------------|-----------|-----------|-------------|-------------|
| Fresh. | 33/1 | 82-149 | .550 | 14-41 | .342 | 42-53 | .793 | 95 | 2.9 | 47-0 | 22 | 27 | 15 | 15 | 220 | 6.7 |
| Soph. | 28/28 | 140-270 | .519 | 8-30 | .267 | 55-69 | .797 | 118 | 4.2 | 65-1 | 27 | 35 | 23 | 16 | 343 | 12.3 |
| Junior | 29/29 | 166-308 | .539 | 4-27 | .148 | 75-89 | .843 | 130 | 4.5 | 70-1 | 45 | 44 | 23 | 23 | 411 | 14.2 |
| Senior | 32/32 | 244-442 | .552 | 17-61 | .279 | 117-147 | .796 | 189 | 5.9 | 74-4 | 67 | 71 | 28 | 17 | 622 | 19.4 |
| Grad. | 22/22 | 127-236 | .538 | 5-14 | .357 | 64-87 | .736 | 107 | 4.9 | 52-0 | 37 | 27 | 5 | 18 | 323 | 14.7 |
| TOTALS | 144/112 | 759-1405 | .540 | 48-173 | .277 | 353-445 | .793 | 639 | 4.4 | 308-6 | 198 | 204 | 94 | 89 | 1919 | 13.3 |



2023-24 IOWA MEN'S BASKETBALL



#25 LUC LAKETA
 G • 6-5 • 185 • Jr.
 Concord, Michigan
 Hanover Horton High School
 Winchendon (Mass.)

| Opponent | Date | GS | MIN | Total | | 3-Pointers | | Free throws | | Rebounds | | | | PF | A | TO | BLK | STL | PTS | AVG |
|----------------|------------|----------|--------------|------------|--------------|------------|--------------|-------------|-------------|----------|----------|----------|------------|----------|----------|----------|----------|----------|----------|------------|
| | | | | FG-FGA | PCT | 3FG-3FGA | PCT | FT-FTA | PCT | OFF | DEF | TOT | AVG | | | | | | | |
| North Dakota | 11/07/2023 | | 01:57 | 0-0 | .000 | 0-0 | .000 | 0-0 | .000 | 0 | 0 | 0 | 0.0 | 1 | 1 | 0 | 0 | 0 | 0 | 0.0 |
| Alabama St. | 11/10/2023 | | 01:43 | 0-0 | .000 | 0-0 | .000 | 0-0 | .000 | 0 | 0 | 0 | 0.0 | 0 | 0 | 0 | 0 | 0 | 0 | 0.0 |
| vs Florida A&M | 12/16/2023 | | 04:52 | 1-1 | 1.000 | 1-1 | 1.000 | 1-4 | .250 | 0 | 0 | 0 | 0.0 | 0 | 0 | 0 | 0 | 0 | 4 | 1.3 |
| NIU | 12/29/2023 | | 03:00 | 0-0 | .000 | 0-0 | .000 | 0-0 | .000 | 0 | 0 | 0 | 0.0 | 1 | 0 | 1 | 0 | 0 | 0 | 1.0 |
| Totals | | 0 | 11:32 | 1-1 | 1.000 | 1-1 | 1.000 | 1-4 | .250 | 0 | 0 | 0 | 0.0 | 2 | 1 | 1 | 0 | 0 | 4 | 1.0 |

SEASON HIGHS

Points 4 vs. Florida A&M, 12/16/23
 FGM 1 vs. Florida A&M, 12/16/23
 FGA 1 vs. Florida A&M, 12/16/23
 3-PT FGM 1 vs. Florida A&M, 12/16/23
 3-PT FGA 1 vs. Florida A&M, 12/16/23
 FTM 1 vs. Florida A&M, 12/16/23
 FTA --
 REB --
 AST 1 vs. North Dakota, 11/7/23
 STL --
 BLK --
 MIN 5 vs. Florida A&M, 12/16/23

CAREER HIGHS

Points 4 vs. Florida A&M, 12/16/23
 FGM 1, 5X, last vs. SFlorida A&M, 12/16/23
 FGA 1, 10X, last vs. Florida A&M, 12/16/23
 3-PT FGM 1, 5X, last vs. Florida A&M, 12/16/23
 3-PT FGA 1, 9X, last vs. Florida A&M, 12/16/23
 FTM 1, 2X, last vs. Florida A&M, 12/16/23
 FTA 2 vs. Bethune-Cookman, 11/7/22
 REB 2 vs. SE Missouri St., 12/17/22
 AST 1, 2X, last vs. North Dakota, 11/7/23
 STL 1, 2X, last vs. Michigan State, 2/22/22
 BLK --
 MIN 6 vs. Western Michigan, 11/22/21

CAREER STATISTICS

| YEAR | G/GS | FG-A | PCT | 3-PT | PCT | FT-A | PCT | REB | AVG | PF-FO | AST | TO | BLK | STL | PTS | AVG |
|---------------|-------------|-------------|-------------|------------|-------------|------------|-------------|----------|------------|------------|----------|----------|----------|----------|-----------|------------|
| Fresh. | 12/0 | 3-6 | .500 | 3-5 | .600 | 0-0 | .000 | 2 | 0.2 | 1-0 | 1 | 3 | 0 | 2 | 9 | 0.8 |
| Soph. | 4/0 | 1-3 | .333 | 1-3 | .333 | 1-2 | .500 | 4 | 1.0 | 2-0 | 0 | 0 | 0 | 0 | 4 | 1.0 |
| Junior | 4/0 | 1-1 | 1.000 | 1-1 | 1.000 | 1-4 | .250 | 0 | 0.0 | 2-0 | 1 | 1 | 0 | 0 | 4 | 1.0 |
| TOTALS | 20/0 | 5-10 | .500 | 5-9 | .556 | 2-6 | .333 | 6 | 0.3 | 5-0 | 2 | 4 | 0 | 2 | 17 | 0.9 |



#22 PATRICK McCAFFERY
 F • 6-9 • 212 • RS Sr.
 Iowa City, Iowa
 Iowa City West
 High School

| Opponent | Date | GS | MIN | Total | | 3-Pointers | | Free throws | | Rebounds | | | | PF | A | TO | BLK | STL | PTS | AVG |
|----------------|------------|-----------|---------------|---------------|-------------|--------------|-------------|--------------|-------------|----------|-----------|-----------|------------|-----------|-----------|-----------|----------|-----------|------------|------------|
| | | | | FG-FGA | PCT | 3FG-3FGA | PCT | FT-FTA | PCT | OFF | DEF | TOT | AVG | | | | | | | |
| North Dakota | 11/07/2023 | * | 22:45 | 2-4 | .500 | 1-3 | .333 | 6-7 | .857 | 0 | 5 | 5 | 5.0 | 1 | 2 | 1 | 1 | 1 | 11 | 11.0 |
| Alabama St. | 11/10/2023 | * | 26:12 | 7-12 | .583 | 2-5 | .400 | 6-6 | 1.000 | 0 | 3 | 3 | 4.0 | 0 | 1 | 0 | 0 | 0 | 22 | 16.5 |
| at Creighton | 11/14/2023 | * | 29:51 | 5-8 | .625 | 0-1 | .000 | 3-5 | .600 | 0 | 2 | 2 | 3.3 | 2 | 3 | 0 | 2 | 2 | 13 | 15.3 |
| Arkansas St. | 11/17/2023 | * | 30:29 | 3-8 | .375 | 1-3 | .333 | 3-5 | .600 | 1 | 3 | 4 | 3.5 | 0 | 2 | 0 | 0 | 0 | 10 | 14.0 |
| vs Oklahoma | 11/23/2023 | * | 23:30 | 1-7 | .143 | 0-3 | .000 | 0-0 | .000 | 0 | 3 | 3 | 3.4 | 0 | 0 | 1 | 0 | 0 | 2 | 11.6 |
| vs Seton Hall | 11/24/2023 | * | 27:19 | 4-7 | .571 | 1-2 | .500 | 1-1 | 1.000 | 0 | 6 | 6 | 3.8 | 0 | 2 | 1 | 0 | 0 | 10 | 11.3 |
| North Florida | 11/29/2023 | * | 28:58 | 7-13 | .538 | 2-2 | 1.000 | 0-0 | .000 | 0 | 5 | 5 | 4.0 | 0 | 1 | 3 | 0 | 1 | 16 | 12.0 |
| at Purdue | 12/04/2023 | * | 28:30 | 1-5 | .200 | 0-2 | .000 | 6-8 | .750 | 0 | 5 | 5 | 4.1 | 0 | 2 | 1 | 0 | 1 | 8 | 11.5 |
| at Iowa St. | 12/07/2023 | * | 16:50 | 0-3 | .000 | 0-2 | .000 | 0-0 | .000 | 0 | 1 | 1 | 3.8 | 0 | 0 | 0 | 0 | 0 | 10 | 10.2 |
| Michigan | 12/10/2023 | * | 24:49 | 4-12 | .333 | 2-5 | .400 | 0-0 | .000 | 0 | 2 | 2 | 3.6 | 0 | 0 | 0 | 1 | 0 | 10 | 10.2 |
| vs Florida A&M | 12/16/2023 | * | 21:13 | 2-6 | .333 | 1-4 | .250 | 1-3 | .333 | 0 | 4 | 4 | 3.6 | 0 | 3 | 1 | 1 | 2 | 6 | 9.8 |
| UMBC | 12/20/2023 | * | 30:34 | 6-11 | .545 | 1-4 | .250 | 1-1 | 1.000 | 0 | 2 | 2 | 3.5 | 0 | 2 | 1 | 0 | 0 | 14 | 10.2 |
| NIU | 12/29/2023 | * | 20:10 | 4-10 | .400 | 1-3 | .333 | 0-0 | .000 | 1 | 1 | 2 | 3.4 | 0 | 1 | 0 | 0 | 0 | 9 | 10.1 |
| at Wisconsin | 01/02/2024 | * | 26:25 | 2-9 | .222 | 0-4 | .000 | 1-1 | 1.000 | 0 | 3 | 3 | 3.4 | 2 | 4 | 3 | 0 | 1 | 5 | 9.7 |
| Nebraska | 01/12/2024 | * | 24:49 | 4-7 | .571 | 1-4 | .250 | 3-4 | .750 | 1 | 4 | 5 | 3.5 | 1 | 2 | 2 | 0 | 1 | 12 | 9.9 |
| Maryland | 01/24/2024 | | 09:31 | 2-4 | .500 | 0-1 | .000 | 0-0 | .000 | 0 | 2 | 2 | 3.4 | 1 | 0 | 2 | 0 | 0 | 4 | 9.5 |
| at Michigan | 01/27/2024 | | 20:39 | 1-5 | .200 | 0-1 | .000 | 2-2 | 1.000 | 0 | 1 | 1 | 3.2 | 2 | 1 | 1 | 0 | 1 | 4 | 9.2 |
| at Indiana | 01/30/2024 | | 18:34 | 0-3 | .000 | 0-1 | .000 | 0-0 | .000 | 0 | 3 | 3 | 3.2 | 1 | 0 | 0 | 0 | 0 | 0 | 8.7 |
| Ohio St. | 02/02/2024 | | 15:13 | 1-3 | .333 | 0-1 | .000 | 8-8 | 1.000 | 0 | 2 | 2 | 3.2 | 3 | 0 | 1 | 1 | 0 | 10 | 8.7 |
| Totals | | 15 | 446:21 | 56-137 | .409 | 13-51 | .255 | 41-51 | .804 | 3 | 57 | 60 | 3.2 | 13 | 26 | 18 | 6 | 10 | 166 | 8.7 |

SEASON HIGHS

Points 22 vs. Alabama State, 11/10/23
 FGM 7 vs. Alabama State, 11/10/23
 FGA 13 vs. North Florida, 11/29/23
 3-PT FGM 2, 3X, last vs. Michigan, 12/10/23
 3-PT FGA 5, 2X, last vs. Michigan, 12/10/23
 FTM 8 vs. Ohio State, 2/2/24
 FTA 8, 2X, last vs. Ohio State, 2/2/24
 REB 6 vs. Seton Hall, 11/24/23
 AST 4 at Wisconsin, 1/2/24
 STL 2 vs. Creighton, 12/4/23
 BLK 2 vs. Creighton, 11/14/23
 MIN 30, 2X, last vs. UMBC, 12/20/23

CAREER HIGHS

Points 24 vs. Wisconsin, 12/11/22
 FGM 8, 4X, last vs. Wisconsin, 12/11/22
 FGA 17 vs. Richmond, 3/17/22
 3-PT FGM 8 vs. Ohio State, 2/2/24
 3-PT FGA 10 vs. Nebraska, 3/5/23
 FTM 7, 2X, last vs. Omaha, 11/21/22
 FTA 10 at Purdue, 12/3/21
 REB 13 vs. Eastern Illinois, 12/21/22
 AST 4, 5X, last at Wisconsin, 1/2/24
 STL 5 at Purdue, 2/9/23
 BLK 2, 5X, last vs. Creighton, 11/14/23
 MIN 37 at Penn State, 1/31/22

CAREER STATISTICS

| YEAR | G/GS | FG-A | PCT | 3-PT | PCT | FT-A | PCT | REB | AVG | PF-FO | AST | TO | BLK | STL | PTS | AVG |
|---------------|---------------|----------------|-------------|---------------|-------------|----------------|-------------|------------|------------|-------------|------------|-----------|-----------|-----------|------------|------------|
| Fresh. | 2/0 | 3-10 | .300 | 0-4 | .000 | 0-0 | .000 | 5 | 2.5 | 2-0 | 1 | 0 | 0 | 1 | 6 | 3.0 |
| RS-Fresh. | 31/0 | 60-137 | .438 | 13-43 | .302 | 29-41 | .707 | 83 | 2.7 | 20-0 | 28 | 13 | 12 | 11 | 162 | 5.2 |
| Soph. | 32/32 | 124-294 | .422 | 33-100 | .330 | 55-77 | .714 | 114 | 3.6 | 23-0 | 50 | 21 | 15 | 19 | 336 | 10.5 |
| Junior | 27/14 | 88-215 | .409 | 35-102 | .343 | 54-70 | .771 | 94 | 3.5 | 23-0 | 28 | 28 | 10 | 22 | 265 | 9.8 |
| Senior | 19/15 | 56-137 | .409 | 13-51 | .255 | 41-51 | .804 | 60 | 3.2 | 13-0 | 26 | 18 | 6 | 10 | 166 | 8.7 |
| TOTALS | 111/61 | 331-793 | .417 | 94-300 | .313 | 179-239 | .749 | 356 | 3.2 | 81-0 | 133 | 80 | 43 | 63 | 935 | 8.4 |



2023-24 IOWA MEN'S BASKETBALL



#44 RILEY MULVEY
 F • 6-11 • 245 • Jr.
 Rotterdam, New York
 St. Thomas More
 High School

SEASON HIGHS

Points
 FGM
 FGA
 3-PT FGM
 3-PT FGA
 FTM
 FTA
 REB
 AST
 STL
 BLK
 MIN

CAREER HIGHS

Points8 vs. Western Michigan, 11/22/21
 FGM3 vs. Western Michigan, 11/22/21
 FGA5, 2X, last vs. North Carolina A&T, 11/11/22
 3-PT FGM
 3-PT FGA1, 3X, last vs. North Carolina A&T, 11/11/22
 FTM2, 2X, last vs. Western Michigan, 11/22/21
 FTA2, 2X, last vs. Western Michigan, 11/22/21
 REB5 vs. Alabama State, 11/18/21
 AST1, 3X, last vs. Omaha, 11/21/22
 STL1 vs. Michigan, 1/12/23
 BLK3 vs. Northwestern, 3/10/22
 MIN13, 2X, last vs. Michigan, 1/12/23

CAREER STATISTICS

| YEAR | G/GS | FG-A | PCT | 3-PT | PCT | FT-A | PCT | REB | AVG | PF-FO | AST | TO | BLK | STL | PTS | AVG |
|---------------|-------------|--------------|-------------|------------|-------------|------------|-------------|-----------|------------|-------------|----------|----------|-----------|----------|-----------|------------|
| Fresh. | 17/0 | 6-12 | .500 | 0-2 | .000 | 4-4 | 1.000 | 15 | 0.9 | 12-0 | 2 | 4 | 5 | 0 | 16 | 0.9 |
| Soph. | 12/0 | 5-10 | .500 | 0-1 | .000 | 1-2 | .500 | 11 | 0.9 | 2-0 | 2 | 1 | 5 | 1 | 11 | 0.9 |
| Junior | - | - | - | - | - | - | - | - | - | - | - | - | - | - | - | - |
| TOTALS | 29/0 | 11-22 | .500 | 0-3 | .000 | 5-6 | .833 | 26 | 0.9 | 14-0 | 4 | 5 | 10 | 1 | 27 | 0.9 |



#11 TONY PERKINS
 G • 6-4 • 205 • Sr.
 Indianapolis, Ind.
 Lawrence North
 High School

SEASON HIGHS

Points25 at Wisconsin, 1/2/24
 FGM10 vs. Purdue, 1/20/24
 FGA19 vs. Purdue, 1/20/24
 3-PT FGM2, 5X, last at Michigan, 1/27/24
 3-PT FGA8 vs. Nebraska, 1/12/24
 FTM8, 2X, last vs. Ohio State, 2/2/24
 FTA9, 2X, last vs. Ohio State, 2/2/24
 REB7 vs. Ohio State, 2/2/24
 AST15 vs. Nebraska, 1/12/24
 STL4, 3X, last vs. Rutgers, 1/6/24
 BLK2, 2X, last at Indiana, 1/30/24
 MIN38 at Michigan, 1/27/24

CAREER HIGHS

Points32 vs. Illinois, 2/4/23
 FGM11 vs. Ohio State, 2/16/23
 FGA19 vs. Purdue, 1/20/24
 3-PT FGM4 vs. Michigan State, 2/25/23
 3-PT FGA8 vs. Nebraska, 1/12/24
 FTM15 vs. Illinois, 2/4/23
 FTA16 vs. Illinois, 2/4/23
 REB12 at Illinois, 3/6/22
 AST15 vs. Nebraska, 1/12/24
 STL5 vs. Northwestern, 2/28/22
 BLK2, 5X, last vs. Arkansas State, 11/17/23
 MIN44 vs. Wisconsin, 12/11/22

| Opponent | Date | GS | MIN | Total | | 3-Pointers | | Free throws | | Rebounds | | | | PF | A | TO | BLK | STL | PTS | AVG | |
|----------------|------------|----|-----------|---------------|----------------|-------------|--------------|-------------|---------------|-------------|-----------|-----------|-----------|------------|-----------|-----------|-----------|-----------|-----------|------------|-------------|
| | | | | FG-FGA | PCT | 3FG-3FGA | PCT | FT-FTA | PCT | OFF | DEF | TOT | AVG | | | | | | | | |
| North Dakota | 11/07/2023 | * | 24:56 | 3-11 | .273 | 1-2 | .500 | 3-4 | .750 | 0 | 6 | 6 | 6.0 | 1 | 2 | 0 | 0 | 2 | 10 | 10.0 | |
| Alabama St. | 11/10/2023 | * | 25:52 | 4-8 | .500 | 0-2 | .000 | 4-5 | .800 | 2 | 3 | 5 | 5.5 | 1 | 3 | 2 | 1 | 0 | 12 | 11.0 | |
| at Creighton | 11/14/2023 | * | 31:58 | 6-12 | .500 | 2-3 | .667 | 2-3 | .667 | 1 | 5 | 6 | 5.7 | 3 | 3 | 1 | 1 | 3 | 16 | 12.7 | |
| Arkansas St. | 11/17/2023 | * | 31:56 | 4-13 | .308 | 0-2 | .000 | 3-4 | .750 | 2 | 4 | 6 | 5.8 | 3 | 2 | 1 | 2 | 2 | 11 | 12.3 | |
| vs Oklahoma | 11/23/2023 | * | 21:42 | 1-10 | .100 | 0-4 | .000 | 4-6 | .667 | 4 | 2 | 6 | 5.8 | 1 | 2 | 2 | 0 | 0 | 6 | 11.0 | |
| vs Seton Hall | 11/24/2023 | * | 31:11 | 4-7 | .571 | 1-2 | .500 | 5-7 | .714 | 0 | 5 | 5 | 5.7 | 1 | 5 | 2 | 1 | 1 | 14 | 11.5 | |
| North Florida | 11/29/2023 | * | 30:20 | 8-10 | .800 | 2-3 | .667 | 3-4 | .750 | 0 | 2 | 2 | 5.1 | 1 | 2 | 1 | 0 | 1 | 21 | 12.9 | |
| at Purdue | 12/04/2023 | * | 30:00 | 5-14 | .357 | 0-1 | .000 | 2-3 | .667 | 3 | 3 | 6 | 5.3 | 1 | 1 | 1 | 0 | 0 | 12 | 12.8 | |
| at Iowa St. | 12/07/2023 | * | 22:14 | 2-7 | .286 | 1-2 | .500 | 1-2 | .500 | 0 | 1 | 1 | 4.8 | 3 | 2 | 3 | 0 | 1 | 6 | 12.0 | |
| Michigan | 12/10/2023 | * | 30:53 | 5-11 | .455 | 1-3 | .333 | 8-8 | 1.000 | 1 | 2 | 3 | 4.6 | 1 | 4 | 2 | 0 | 4 | 19 | 12.7 | |
| vs Florida A&M | 12/16/2023 | * | 20:47 | 4-5 | .800 | 1-2 | .500 | 3-4 | .750 | 1 | 4 | 5 | 4.6 | 1 | 7 | 1 | 1 | 0 | 12 | 12.6 | |
| UMBC | 12/20/2023 | * | 30:49 | 9-18 | .500 | 0-3 | .000 | 5-5 | 1.000 | 3 | 3 | 6 | 4.8 | 1 | 7 | 0 | 0 | 4 | 23 | 13.5 | |
| NIU | 12/29/2023 | * | 24:03 | 5-13 | .385 | 0-0 | .000 | 0-0 | .000 | 1 | 1 | 2 | 4.5 | 3 | 8 | 2 | 0 | 3 | 10 | 13.2 | |
| at Wisconsin | 01/02/2024 | * | 31:33 | 8-14 | .571 | 2-2 | 1.000 | 7-9 | .778 | 1 | 3 | 4 | 4.5 | 3 | 2 | 2 | 0 | 3 | 25 | 14.1 | |
| Rutgers | 01/06/2024 | * | 29:52 | 6-13 | .462 | 1-1 | 1.000 | 2-2 | 1.000 | 0 | 2 | 2 | 4.3 | 0 | 2 | 3 | 1 | 4 | 15 | 14.1 | |
| Nebraska | 01/12/2024 | * | 37:17 | 3-12 | .250 | 2-8 | .250 | 3-3 | 1.000 | 1 | 1 | 2 | 4.2 | 3 | 15 | 2 | 0 | 1 | 11 | 13.9 | |
| at Minnesota | 01/15/2024 | * | 26:03 | 6-9 | .667 | 0-2 | .000 | 1-3 | .333 | 3 | 0 | 3 | 4.1 | 1 | 5 | 1 | 1 | 0 | 13 | 13.9 | |
| Purdue | 01/20/2024 | * | 36:28 | 10-19 | .526 | 0-3 | .000 | 4-6 | .667 | 2 | 3 | 5 | 4.2 | 2 | 4 | 0 | 1 | 1 | 24 | 14.4 | |
| Maryland | 01/24/2024 | * | 32:18 | 4-9 | .444 | 1-2 | .500 | 11-11 | 1.000 | 2 | 1 | 3 | 4.1 | 2 | 2 | 2 | 0 | 3 | 20 | 14.7 | |
| at Michigan | 01/27/2024 | * | 37:41 | 9-12 | .750 | 2-4 | .500 | 4-4 | 1.000 | 0 | 1 | 1 | 4.0 | 2 | 5 | 2 | 0 | 3 | 24 | 15.2 | |
| at Indiana | 01/30/2024 | * | 36:35 | 9-18 | .500 | 0-2 | .000 | 4-6 | .667 | 0 | 4 | 4 | 4.0 | 1 | 3 | 2 | 2 | 3 | 22 | 15.5 | |
| Ohio St. | 02/02/2024 | * | 32:38 | 6-12 | .500 | 0-1 | .000 | 8-9 | .889 | 1 | 6 | 7 | 4.1 | 1 | 4 | 0 | 0 | 1 | 20 | 15.7 | |
| Totals | | | 22 | 657:05 | 121-257 | .471 | 17-54 | .315 | 87-108 | .806 | 28 | 62 | 90 | 4.1 | 36 | 90 | 32 | 11 | 40 | 346 | 15.7 |

CAREER STATISTICS

| YEAR | G/GS | FG-A | PCT | 3-PT | PCT | FT-A | PCT | REB | AVG | PF-FO | AST | TO | BLK | STL | PTS | AVG |
|---------------|---------------|----------------|-------------|---------------|-------------|----------------|-------------|------------|------------|--------------|------------|------------|-----------|------------|-------------|------------|
| Fresh. | 24/0 | 15-33 | .455 | 1-3 | .333 | 7-15 | .467 | 31 | 1.3 | 21-0 | 16 | 3 | 1 | 5 | 38 | 1.6 |
| Soph. | 36/15 | 99-222 | .446 | 17-53 | .321 | 52-65 | .800 | 88 | 2.4 | 62-1 | 59 | 33 | 3 | 32 | 267 | 7.4 |
| Junior | 32/32 | 143-325 | .440 | 22-66 | .333 | 87-114 | .763 | 131 | 4.1 | 67-1 | 88 | 55 | 13 | 46 | 395 | 12.3 |
| Senior | 22/22 | 121-257 | .471 | 17-54 | .315 | 87-108 | .806 | 90 | 4.1 | 36-0 | 90 | 32 | 11 | 40 | 346 | 15.7 |
| TOTALS | 114/69 | 378-837 | .452 | 57-176 | .324 | 233-302 | .772 | 340 | 3.0 | 186-2 | 253 | 123 | 28 | 123 | 1046 | 9.2 |



2023-24 IOWA MEN'S BASKETBALL



#20 PAYTON SANDFORT
 G • 6-7 • 215 • Jr.
 Waukee, Iowa
 Waukee High School

SEASON HIGHS

Points.....26, 2X, last at Indiana, 1/30/24
 FGM.....10 at Michigan, 1/27/24
 FGA.....16 at Indiana, 1/30/24
 3-PT FGM.....6 at Michigan, 1/27/24
 3-PT FGA.....12, 2X, last at Indiana, 1/30/24
 FTM.....7 at Indiana, 1/30/24
 FTA.....7 at Indiana, 1/30/24
 REB.....12 vs. Alabama State, 11/10/23
 AST.....6 vs. UMBC, 12/20/23
 STL.....2, 3X, last vs. Ohio State, 2/2/24
 BLK.....2, 2X, last vs. Ohio State, 2/2/24
 MIN.....38 vs. Purdue, 1/20/24

CAREER HIGHS

Points.....26, 3X, last at Indiana, 1/30/24
 FGM.....10 at Michigan, 1/27/24
 FGA.....17 vs. Michigan, 1/12/23
 3-PT FGM.....6, 2X, last at Michigan, 1/27/24
 3-PT FGA.....12, 3X, last at Indiana, 1/30/24
 FTM.....7 at Indiana, 1/30/24
 FTA.....7, 2X, last at Indiana, 1/30/24
 REB.....12 vs. Alabama State, 11/10/23
 AST.....6 vs. UMBC, 12/20/23
 STL.....2, 6X, last vs. Ohio State, 2/2/24
 BLK.....2, 3X, last vs. Ohio State, 2/2/24
 MIN.....38 vs. Purdue, 1/20/24

| Opponent | Date | GS | MIN | Total | | 3-Pointers | | Free throws | | Rebounds | | | | PF | A | TO | BLK | STL | PTS | AVG | |
|----------------|------------|----|-----------|---------------|----------------|-------------|---------------|-------------|--------------|-------------|-----------|------------|------------|------------|-----------|-----------|-----------|----------|-----------|------------|-------------|
| | | | | FG-FGA | PCT | 3FG-3FGA | PCT | FT-FTA | PCT | OFF | DEF | TOT | AVG | | | | | | | | |
| North Dakota | 11/07/2023 | * | 20:24 | 7-13 | .538 | 3-7 | .429 | 4-4 | 1.000 | 2 | 7 | 9 | 9.0 | 3 | 2 | 2 | 0 | 2 | 21 | 21.0 | |
| Alabama St. | 11/10/2023 | * | 28:23 | 5-13 | .385 | 4-10 | .400 | 3-3 | 1.000 | 5 | 7 | 12 | 10.5 | 0 | 4 | 0 | 1 | 0 | 17 | 19.0 | |
| at Creighton | 11/14/2023 | * | 17:59 | 3-7 | .429 | 2-6 | .333 | 3-3 | 1.000 | 0 | 6 | 6 | 9.0 | 4 | 1 | 0 | 0 | 0 | 11 | 16.3 | |
| Arkansas St. | 11/17/2023 | * | 24:09 | 2-10 | .200 | 0-4 | .000 | 3-4 | .750 | 5 | 3 | 8 | 8.8 | 3 | 4 | 1 | 0 | 0 | 7 | 14.0 | |
| vs Oklahoma | 11/23/2023 | * | 24:38 | 5-10 | .500 | 0-5 | .000 | 2-2 | 1.000 | 3 | 4 | 7 | 8.4 | 2 | 1 | 2 | 0 | 1 | 12 | 13.6 | |
| vs Seton Hall | 11/24/2023 | * | 33:54 | 7-14 | .500 | 4-10 | .400 | 4-4 | 1.000 | 0 | 9 | 9 | 8.5 | 1 | 3 | 1 | 0 | 0 | 22 | 15.0 | |
| North Florida | 11/29/2023 | * | 20:54 | 4-7 | .571 | 2-4 | .500 | 0-0 | .000 | 0 | 8 | 8 | 8.4 | 2 | 2 | 1 | 0 | 1 | 10 | 14.3 | |
| at Purdue | 12/04/2023 | * | 30:20 | 3-10 | .300 | 3-7 | .429 | 0-0 | .000 | 2 | 2 | 4 | 7.9 | 1 | 4 | 1 | 0 | 0 | 9 | 13.6 | |
| at Iowa St. | 12/07/2023 | * | 31:20 | 4-9 | .444 | 4-9 | .444 | 2-3 | .667 | 1 | 5 | 6 | 7.7 | 3 | 3 | 2 | 0 | 2 | 14 | 13.7 | |
| Michigan | 12/10/2023 | * | 26:44 | 4-9 | .444 | 2-5 | .400 | 0-2 | .000 | 0 | 3 | 3 | 7.2 | 3 | 3 | 3 | 0 | 1 | 10 | 13.3 | |
| vs Florida A&M | 12/16/2023 | * | 20:47 | 5-9 | .556 | 2-5 | .400 | 1-1 | 1.000 | 0 | 1 | 1 | 6.6 | 2 | 3 | 2 | 0 | 1 | 13 | 13.3 | |
| UMBC | 12/20/2023 | * | 26:10 | 7-12 | .583 | 4-8 | .500 | 0-0 | .000 | 1 | 9 | 10 | 6.9 | 4 | 6 | 2 | 0 | 1 | 18 | 13.7 | |
| NIU | 12/29/2023 | * | 18:27 | 6-10 | .600 | 2-5 | .400 | 2-2 | 1.000 | 0 | 7 | 7 | 6.9 | 1 | 3 | 0 | 0 | 0 | 16 | 13.8 | |
| at Wisconsin | 01/02/2024 | * | 34:09 | 3-11 | .273 | 3-7 | .429 | 0-0 | .000 | 2 | 3 | 5 | 6.8 | 2 | 0 | 2 | 0 | 0 | 9 | 13.5 | |
| Rutgers | 01/06/2024 | * | 31:42 | 8-12 | .667 | 5-8 | .625 | 3-3 | 1.000 | 2 | 6 | 8 | 6.9 | 3 | 3 | 2 | 1 | 1 | 24 | 14.2 | |
| Nebraska | 01/12/2024 | * | 35:22 | 6-15 | .400 | 5-12 | .417 | 2-2 | 1.000 | 1 | 9 | 10 | 7.1 | 1 | 5 | 1 | 0 | 0 | 19 | 14.5 | |
| at Minnesota | 01/15/2024 | * | 33:16 | 4-11 | .364 | 1-6 | .167 | 0-0 | .000 | 0 | 4 | 4 | 6.9 | 2 | 2 | 2 | 0 | 1 | 9 | 14.2 | |
| Purdue | 01/20/2024 | * | 37:35 | 5-12 | .417 | 3-10 | .300 | 3-3 | 1.000 | 1 | 6 | 7 | 6.9 | 2 | 0 | 1 | 0 | 1 | 16 | 14.3 | |
| Maryland | 01/24/2024 | * | 29:37 | 3-9 | .333 | 0-4 | .000 | 0-0 | .000 | 0 | 7 | 7 | 6.9 | 2 | 1 | 2 | 2 | 1 | 6 | 13.8 | |
| at Michigan | 01/27/2024 | * | 30:17 | 10-14 | .714 | 6-8 | .750 | 0-0 | .000 | 1 | 5 | 6 | 6.9 | 2 | 3 | 0 | 0 | 0 | 26 | 14.5 | |
| at Indiana | 01/30/2024 | * | 36:35 | 7-16 | .438 | 5-12 | .417 | 7-7 | 1.000 | 1 | 7 | 8 | 6.9 | 3 | 1 | 1 | 0 | 1 | 26 | 15.0 | |
| Ohio St. | 02/02/2024 | * | 37:25 | 6-11 | .545 | 2-6 | .333 | 1-2 | .500 | 0 | 3 | 3 | 6.7 | 3 | 2 | 2 | 2 | 2 | 15 | 15.0 | |
| Totals | | | 22 | 630:08 | 114-244 | .467 | 62-158 | .392 | 40-45 | .889 | 27 | 121 | 148 | 6.7 | 49 | 56 | 30 | 6 | 16 | 330 | 15.0 |

CAREER STATISTICS

| YEAR | G/GS | FG-A | PCT | 3-PT | PCT | FT-A | PCT | REB | AVG | PF-FO | AST | TO | BLK | STL | PTS | AVG |
|---------------|--------------|----------------|-------------|----------------|-------------|----------------|-------------|------------|------------|--------------|------------|-----------|-----------|-----------|------------|------------|
| Fresh. | 34/0 | 61-146 | .418 | 34-93 | .366 | 15-16 | .938 | 65 | 1.9 | 29-0 | 22 | 16 | 4 | 5 | 171 | 5.0 |
| Soph. | 33/7 | 115-285 | .404 | 59-172 | .343 | 51-59 | .864 | 134 | 4.1 | 62-0 | 48 | 22 | 7 | 19 | 340 | 10.3 |
| Junior | 22/22 | 114-244 | .467 | 62-158 | .392 | 40-45 | .889 | 148 | 6.7 | 49-0 | 56 | 30 | 6 | 16 | 330 | 15.0 |
| TOTALS | 89/29 | 290-675 | .430 | 155-423 | .366 | 106-120 | .883 | 347 | 3.9 | 140-0 | 126 | 68 | 17 | 40 | 841 | 9.4 |



#24 PRYCE SANDFORT
 F • 6-6 • 205 • Fr.
 Waukee, Iowa
 Waukee Northwest High School

SEASON HIGHS

Points.....12 vs. Northern Illinois, 12/29/23
 FGM.....3 vs. Northern Illinois, 12/29/23
 FGA.....7 vs. North Dakota, 11/7/23
 3-PT FGM.....3 vs. Northern Illinois, 12/29/23
 3-PT FGA.....4 vs. Northern Illinois, 12/29/23
 FTM.....3 vs. Northern Illinois, 12/29/23
 FTA.....3 vs. Northern Illinois, 12/29/23
 REB.....3, 4X, last vs. Northern Illinois, 12/29/23
 AST.....2, 3X, last vs. Northern Illinois, 12/29/23
 STL.....1, 4X, last at Indiana, 1/30/24
 BLK.....1, 2X, last vs. Michigan, 12/10/23
 MIN.....17, 2X, last vs. Northern Illinois, 12/29/23

CAREER HIGHS

Points.....12 vs. Northern Illinois, 12/29/23
 FGM.....3 vs. Northern Illinois, 12/29/23
 FGA.....7 vs. North Dakota, 11/7/23
 3-PT FGM.....3 vs. Northern Illinois, 12/29/23
 3-PT FGA.....4 vs. Northern Illinois, 12/29/23
 FTM.....3 vs. Northern Illinois, 12/29/23
 FTA.....3 vs. Northern Illinois, 12/29/23
 REB.....3, 4X, last vs. Northern Illinois, 12/29/23
 AST.....2, 3X, last vs. Northern Illinois, 12/29/23
 STL.....1, 4X, last at Indiana, 1/30/24
 BLK.....1, 2X, last vs. Michigan, 12/10/23
 MIN.....17, 2X, last vs. Northern Illinois, 12/29/23

| Opponent | Date | GS | MIN | Total | | 3-Pointers | | Free throws | | Rebounds | | | | PF | A | TO | BLK | STL | PTS | AVG | |
|----------------|------------|----|----------|---------------|--------------|-------------|--------------|-------------|------------|-------------|----------|-----------|-----------|------------|----------|-----------|----------|----------|----------|-----------|------------|
| | | | | FG-FGA | PCT | 3FG-3FGA | PCT | FT-FTA | PCT | OFF | DEF | TOT | AVG | | | | | | | | |
| North Dakota | 11/07/2023 | | 17:15 | 1-7 | .143 | 1-3 | .333 | 0-0 | .000 | 0 | 3 | 3 | 3.0 | 2 | 0 | 0 | 1 | 0 | 3 | 3.0 | |
| Alabama St. | 11/10/2023 | | 10:46 | 2-4 | .500 | 1-3 | .333 | 1-2 | .500 | 0 | 2 | 2 | 2.5 | 2 | 2 | 0 | 0 | 0 | 6 | 4.5 | |
| at Creighton | 11/14/2023 | | 10:09 | 1-3 | .333 | 0-2 | .000 | 0-0 | .000 | 0 | 1 | 1 | 2.0 | 0 | 1 | 0 | 0 | 1 | 2 | 3.7 | |
| Arkansas St. | 11/17/2023 | | 08:44 | 0-1 | .000 | 0-1 | .000 | 0-0 | .000 | 0 | 0 | 0 | 1.5 | 1 | 0 | 0 | 0 | 0 | 0 | 2.8 | |
| vs Oklahoma | 11/23/2023 | | 15:22 | 2-5 | .400 | 1-4 | .250 | 0-0 | .000 | 0 | 3 | 3 | 1.8 | 1 | 1 | 0 | 0 | 0 | 5 | 3.2 | |
| vs Seton Hall | 11/24/2023 | | 03:14 | 0-2 | .000 | 0-1 | .000 | 0-0 | .000 | 0 | 0 | 0 | 1.5 | 0 | 0 | 0 | 0 | 0 | 0 | 2.7 | |
| North Florida | 11/29/2023 | | 10:40 | 1-2 | .500 | 0-1 | .000 | 0-1 | .000 | 1 | 2 | 3 | 1.7 | 0 | 1 | 0 | 0 | 1 | 2 | 2.6 | |
| at Purdue | 12/04/2023 | | 06:03 | 2-3 | .667 | 1-2 | .500 | 0-0 | .000 | 0 | 0 | 0 | 1.5 | 0 | 0 | 0 | 0 | 0 | 5 | 2.9 | |
| at Iowa St. | 12/07/2023 | | 08:40 | 1-4 | .250 | 1-3 | .333 | 0-0 | .000 | 0 | 1 | 1 | 1.4 | 0 | 0 | 2 | 0 | 0 | 3 | 2.9 | |
| Michigan | 12/10/2023 | | 07:52 | 0-1 | .000 | 0-0 | .000 | 0-0 | .000 | 0 | 1 | 1 | 1.4 | 0 | 1 | 0 | 1 | 0 | 0 | 2.6 | |
| vs Florida A&M | 12/16/2023 | | 13:21 | 1-6 | .167 | 1-5 | .200 | 0-0 | .000 | 0 | 2 | 2 | 1.5 | 0 | 2 | 0 | 0 | 0 | 3 | 2.6 | |
| UMBC | 12/20/2023 | | 11:38 | 2-3 | .667 | 1-2 | .500 | 0-0 | .000 | 0 | 0 | 0 | 1.3 | 1 | 0 | 0 | 0 | 0 | 5 | 2.8 | |
| NIU | 12/29/2023 | | 17:35 | 3-5 | .600 | 3-4 | .750 | 3-3 | 1.000 | 0 | 3 | 3 | 1.5 | 0 | 2 | 0 | 0 | 0 | 12 | 3.5 | |
| at Wisconsin | 01/02/2024 | | 06:26 | 0-2 | .000 | 0-1 | .000 | 0-0 | .000 | 0 | 0 | 0 | 1.4 | 1 | 0 | 0 | 0 | 0 | 0 | 3.3 | |
| Rutgers | 01/06/2024 | | 12:47 | 1-2 | .500 | 0-1 | .000 | 0-0 | .000 | 0 | 2 | 2 | 1.4 | 0 | 0 | 0 | 0 | 0 | 2 | 3.2 | |
| at Minnesota | 01/15/2024 | | 07:06 | 0-3 | .000 | 0-0 | .000 | 0-0 | .000 | 1 | 0 | 1 | 1.4 | 0 | 0 | 0 | 0 | 0 | 0 | 3.0 | |
| Purdue | 01/20/2024 | | 01:45 | 1-1 | 1.000 | 1-1 | 1.000 | 0-0 | .000 | 0 | 0 | 0 | 1.3 | 0 | 0 | 0 | 0 | 0 | 3 | 3.0 | |
| Maryland | 01/24/2024 | | 05:07 | 0-0 | .000 | 0-0 | .000 | 0-0 | .000 | 0 | 0 | 0 | 1.2 | 0 | 0 | 0 | 0 | 0 | 0 | 2.8 | |
| at Indiana | 01/30/2024 | | 03:47 | 0-0 | .000 | 0-0 | .000 | 0-0 | .000 | 0 | 0 | 0 | 1.2 | 0 | 0 | 0 | 0 | 1 | 0 | 2.7 | |
| Ohio St. | 02/02/2024 | | 04:44 | 0-0 | .000 | 0-0 | .000 | 0-0 | .000 | 0 | 0 | 0 | 1.1 | 1 | 0 | 0 | 0 | 0 | 0 | 2.6 | |
| Totals | | | 0 | 183:01 | 18-54 | .333 | 11-34 | .324 | 4-6 | .667 | 2 | 20 | 22 | 1.1 | 9 | 10 | 2 | 2 | 4 | 51 | 2.6 |

CAREER STATISTICS

| YEAR | G/GS | FG-A | PCT | 3-PT | PCT | FT-A | PCT | REB | AVG | PF-FO | AST | TO | BLK | STL | PTS | AVG |
|------|------|-------|------|-------|------|------|------|-----|-----|-------|-----|----|-----|-----|-----|-----|
| Fr. | 20/0 | 18-54 | .333 | 11-34 | .324 | 4-6 | .667 | 22 | 1.1 | 9-0 | 10 | 2 | 2 | 4 | 51 | 2.6 |



2023-24 IOWA MEN'S BASKETBALL \ \ GAME-BY-GAME STATISTICS
@IOWAHOOPS

| Team | Score | FG-A | PCT | 3-PT. FG | PCT | FT-FTA | PCT | REB | PF | AST | TO | STL | BLK |
|-------------------|-------|-------|------|----------|------|--------|-------|-----|----|-----|----|-----|-----|
| North Dakota | 68 | 27-67 | .403 | 4-25 | .160 | 10-17 | .588 | 38 | 19 | 9 | 19 | 5 | 3 |
| at Iowa | 110 | 40-75 | .533 | 12-24 | .500 | 18-20 | .900 | 44 | 18 | 23 | 7 | 12 | 2 |
| Alabama State | 67 | 23-65 | .354 | 6-22 | .273 | 15-20 | .750 | 46 | 29 | 7 | 16 | 5 | 3 |
| at Iowa | 98 | 33-72 | .458 | 9-29 | .310 | 23-35 | .657 | 48 | 15 | 27 | 6 | 6 | 3 |
| Iowa | 84 | 34-68 | .500 | 6-14 | .428 | 10-14 | .714 | 30 | 18 | 20 | 7 | 7 | 6 |
| at Creighton | 92 | 32-62 | .516 | 10-29 | .344 | 18-24 | .750 | 38 | 14 | 19 | 12 | 2 | 3 |
| Arkansas State | 74 | 28-68 | .412 | 10-24 | .417 | 8-17 | .471 | 44 | 30 | 16 | 18 | 5 | 4 |
| at Iowa | 88 | 27-58 | .466 | 2-12 | .467 | 32-46 | .696 | 39 | 17 | 14 | 7 | 11 | 8 |
| Oklahoma | 79 | 31-64 | .484 | 4-20 | .200 | 13-15 | .867 | 35 | 15 | 15 | 8 | 8 | 4 |
| vs. Iowa | 67 | 24-67 | .358 | 4-23 | .174 | 15-18 | .833 | 44 | 15 | 10 | 14 | 4 | 4 |
| Seton Hall | 72 | 27-75 | .360 | 8-27 | .296 | 10-12 | .833 | 38 | 18 | 14 | 6 | 8 | 1 |
| vs. Iowa | 85 | 31-55 | .564 | 7-19 | .368 | 16-19 | .842 | 36 | 13 | 20 | 11 | 4 | 2 |
| North Florida | 78 | 30-66 | .455 | 12-31 | .387 | 6-9 | .667 | 29 | 19 | 6 | 18 | 7 | 0 |
| at Iowa | 103 | 36-61 | .590 | 8-14 | .571 | 23-26 | .855 | 36 | 11 | 17 | 11 | 9 | 6 |
| Iowa | 68 | 25-65 | .385 | 6-18 | .333 | 12-17 | .706 | 35 | 16 | 17 | 8 | 5 | 3 |
| at Purdue | 87 | 34-65 | .523 | 8-25 | .320 | 11-16 | .688 | 41 | 13 | 24 | 8 | 3 | 5 |
| Iowa | 65 | 22-57 | .386 | 8-26 | .308 | 13-16 | .813 | 33 | 21 | 14 | 19 | 9 | 3 |
| at Iowa State | 90 | 32-60 | .533 | 8-17 | .471 | 18-26 | .692 | 36 | 13 | 19 | 12 | 12 | 6 |
| Michigan | 90 | 29-60 | .483 | 9-24 | .375 | 23-28 | .821 | 41 | 16 | 17 | 13 | 5 | 6 |
| at Iowa | 80 | 28-64 | .438 | 5-20 | .250 | 19-25 | .760 | 32 | 17 | 16 | 10 | 9 | 3 |
| Florida A&M | 52 | 19-63 | .302 | 5-15 | .333 | 9-13 | .692 | 33 | 19 | 9 | 15 | 9 | 2 |
| vs. Iowa | 88 | 34-63 | .540 | 10-26 | .385 | 10-20 | .500 | 47 | 16 | 22 | 15 | 11 | 6 |
| UMBC | 81 | 32-69 | .464 | 13-25 | .520 | 4-9 | .444 | 36 | 17 | 16 | 15 | 4 | 8 |
| at Iowa | 103 | 42-84 | .500 | 6-23 | .261 | 13-16 | .813 | 47 | 10 | 33 | 4 | 10 | 1 |
| Northern Illinois | 74 | 27-58 | .466 | 11-18 | .611 | 9-16 | .563 | 35 | 13 | 11 | 21 | 7 | 7 |
| at Iowa | 103 | 42-84 | .500 | 8-25 | .320 | 11-15 | .733 | 42 | 14 | 23 | 7 | 15 | 9 |
| Iowa | 72 | 27-62 | .435 | 7-17 | .412 | 11-16 | .688 | 32 | 22 | 13 | 14 | 5 | 3 |
| at Wisconsin | 83 | 27-52 | .519 | 4-16 | .250 | 25-35 | .714 | 38 | 15 | 15 | 13 | 9 | 3 |
| Rutgers | 77 | 28-71 | .394 | 6-19 | .316 | 15-19 | .789 | 46 | 21 | 8 | 16 | 9 | 7 |
| at Iowa | 86 | 29-63 | .460 | 7-14 | .500 | 21-24 | .875 | 36 | 17 | 17 | 14 | 9 | 4 |
| Nebraska | 76 | 30-63 | .476 | 4-26 | .154 | 12-15 | .800 | 34 | 14 | 14 | 8 | 5 | 1 |
| at Iowa | 94 | 35-67 | .522 | 15-35 | .429 | 9-14 | .643 | 36 | 13 | 30 | 6 | 5 | 0 |
| Iowa | 86 | 35-65 | .538 | 3-13 | .231 | 13-16 | .813 | 37 | 19 | 23 | 11 | 9 | 2 |
| at Minnesota | 77 | 28-58 | .483 | 5-29 | .172 | 16-24 | .667 | 30 | 16 | 20 | 12 | 8 | 2 |
| Purdue | 84 | 30-67 | .448 | 9-26 | .346 | 15-21 | .714 | 50 | 15 | 19 | 11 | 4 | 6 |
| at Iowa | 70 | 27-59 | .458 | 5-17 | .294 | 11-16 | .688 | 24 | 19 | 15 | 7 | 6 | 1 |
| Maryland | 69 | 24-51 | .471 | 7-15 | .467 | 14-20 | .700 | 29 | 19 | 10 | 14 | 6 | 8 |
| at Iowa | 67 | 24-57 | .421 | 3-14 | .214 | 16-18 | .889 | 36 | 18 | 11 | 14 | 5 | 3 |
| Iowa | 88 | 31-58 | .534 | 8-16 | .500 | 18-18 | 1.000 | 29 | 18 | 14 | 11 | 5 | 6 |
| at Michigan | 78 | 27-63 | .429 | 9-26 | .346 | 15-20 | .750 | 32 | 14 | 18 | 18 | 4 | 5 |
| Iowa | 68 | 23-65 | .354 | 6-22 | .273 | 16-19 | .842 | 32 | 16 | 10 | 3 | 9 | 3 |
| at Indiana | 74 | 26-57 | .456 | 8-22 | .364 | 14-22 | .636 | 45 | 17 | 18 | 11 | 3 | 8 |
| Ohio State | 77 | 27-59 | .458 | 7-16 | .438 | 16-21 | .762 | 30 | 18 | 13 | 9 | 4 | 2 |
| at Iowa | 79 | 29-53 | .547 | 3-10 | .300 | 18-22 | .818 | 28 | 16 | 14 | 9 | 5 | 6 |

SEASON BESTS

| Player | Points | 3-Pointers | Rebounds | Assists | Blocks | Steals |
|-------------------|-------------------------|--------------------------|--------------------------|------------------------|----------------------------|----------------------------|
| Dasonte Bowen | 17, Arkansas St. | 1, 4X, last vs. NIU | 3, 2X, last Oklahoma | 5, 3X, last vs. Mich. | 1 vs. FAMU | 3, Arkansas St. |
| Even Brauns | 4, vs. Maryland | -- | 4, vs. FAMU | 1, 2X, last Purdue | 2, at Purdue | 1, 2X, last vs. NIU |
| Jovone Cater | -- | -- | 1, 2X, last vs. FAMU '23 | -- | -- | 1, vs. FAMU |
| Ladji Dembele | 9, vs. FAMU | 2, 2X, last at Creighton | 6, at Minnesota. | 2, Creighton | 2 vs. NIU | 3, vs. FAMU |
| Josh Dix | 21, at Minnesota | 5, vs. Nebraska | 4, vs. FAMU | 7, vs. Purdue | 2, 2X, last at Michigan | 2, three times |
| Owen Freeman | 22, vs. Nebraska | -- | 13, at Wisconsin | 2, 3X, last vs. Purdue | 5, North Florida | 4 vs. NIU |
| Brock Harding | 10, 2X, last vs. UMBC | 2, vs. Oklahoma | 2, 3X, last vs. FAMU | 12 vs. UMBC | -- | 4 vs. UMBC |
| Spencer Hutchison | -- | -- | 1, 3X, last vs. NIU | 1, North Dakota | -- | -- |
| Carter Kingsbury | 3, North Dakota | 1, North Dakota | 2, 2X, last vs. FAMU | 1, vs. FAMU | -- | -- |
| Ben Krikke | 25, twice | 2, vs. Nebraska | 12 vs. UMBC | 5, Seton Hall | 4 vs. Michigan | 4, Ark. St. |
| Luc Laketa | 4, vs. FAMU | -- | -- | 1, North Dakota | -- | -- |
| Patrick McCaffery | 22, Alabama St. | 2, 3X, last vs. Michigan | 6, Seton Hall | 4, at Wisconsin | 2, Creighton | 2, Creighton |
| Riley Mulvey | -- | -- | -- | -- | -- | -- |
| Tony Perkins | 25, at Wisconsin | 2, 5X, last at Michigan | 7, vs. Ohio State | 15, vs. Nebraska | 2, 2X, last at Indiana | 4, 3X, last vs. Rutgers |
| Payton Sandfort | 26, 2X, last at Indiana | 6, at Michigan | 12, Alabama St. | 6, vs. UMBC | 2, 2X, last vs. Ohio State | 2, 3X, last vs. Ohio State |
| Pryce Sandfort | 12 vs. NIU | 3 vs. NIU | 3, 4X, last vs. NIU | 2, 2X, last vs. NIU | 1, 2X, last vs. Mich. | 1, 4X, last at Indiana |

CAREER BESTS

| Player | Points | 3-Pointers | Rebounds | Assists | Blocks | Steals |
|-------------------|-------------------------|--------------------------|--------------------------|--------------------------|----------------------------|----------------------------|
| Dasonte Bowen | 17, Arkansas St. | 2, EIU, '22 | 4, Wisconsin, '22 | 5, 3X, last Michigan | 1, 2X, last FAMU '23 | 3, Arkansas St. |
| Even Brauns | 19, Bethel '21 | -- | 12, Illinois St. '23 | 3, Indiana St. '23 | 7, Murray St. '23 | 3, twice |
| Jovone Cater | -- | -- | 1, 2X, last vs. FAMU '23 | -- | -- | 1, vs. FAMU |
| Ladji Dembele | 9, vs. FAMU | 2, 2X, last at Creighton | 6, at Minnesota | 2, Creighton | 2 vs. NIU | 3, vs. FAMU |
| Josh Dix | 21, at Minnesota | 5, vs. Nebraska | 5, 2X, last Ark. St. | 7, vs. Purdue | 2 vs. NIU | 2, twice |
| Owen Freeman | 22, vs. Nebraska | -- | 13, at Wisconsin | 2, 2X, last vs. Nebraska | 5, North Florida | 4 vs. NIU |
| Brock Harding | 10, 2X, last vs. UMBC | 2, vs. Oklahoma | 2, 3X, last vs. FAMU | 12 vs. UMBC | -- | 4 vs. UMBC |
| Spencer Hutchison | -- | -- | 1, 3X, last vs. NIU | 1, North Dakota | -- | -- |
| Carter Kingsbury | 4, NCAT '22 | 1, three times | 2, four times | 1, five times | --- | 1, Omaha '22 |
| Ben Krikke | 34, UIC '23 | 3, twice | 15, Illinois St. '21 | 6, twice | 5, S. Illinois '23 | 4, Ark. St. |
| Luc Laketa | 4, vs. FAMU | 1, four times | 2, SEMO, '22 | 1, twice | --- | 1, twice |
| Patrick McCaffery | 24, Wisconsin, '22 | 6, Nebraska, '23 | 13, EIU, '22 | 4, five times | 2, six times | 5, Purdue, '23 |
| Riley Mulvey | 8, W. Michigan, '21 | --- | 5, Alabama St, '21 | 1, four times | 3, N'western, '22 | 1, three times |
| Tony Perkins | 32, Illinois, '23 | 4, Michigan State | 12, Illinois, '22 | 15, vs. Nebraska | 2, 5X, last Ark. St. | 5, N'Western, '22 |
| Payton Sandfort | 26, 3X, last at Indiana | 6, 2X, last at Michigan | 12, Alabama St. | 6 vs. UMBC | 2, 3X, last vs. Ohio State | 2, 6X, last vs. Ohio State |
| Pryce Sandfort | 12 vs. NIU | 3 vs. NIU | 3, 4X, last vs. NIU | 2, 2X, last vs. NIU | 1, 2X, last vs. Mich. | 1, 4X, last at Indiana |

THE LAST TIME A PLAYER...*Had 30 or more points*

Iowa -- 32, Tony Perkins vs. Illinois, 2/4/23
Opponent -- 30, Zach Edey, Purdue, 1/20/24

Made at least 90% of his FGA (10 att.)

Iowa -- .923 (12-of-13), Filip Rebraca vs. SEMO, 12/17/22
Opponent -- .900 (9-of-10), Zach Edey, at Purdue, 12/4/23

Made 100% of his FTA (10 att.)

Iowa -- **1.000 (11-of-11), Tony Perkins vs. Maryland, 1/24/24**
Opponent -- 1.000 (12-of-12), Bonzie Colson, Notre Dame, 11/29/16

Had 15 or more rebounds

Iowa -- 20, Kris Murray vs. Georgia Tech, 11/29/22
Opponent -- 18, 2X, last Zach Edey, Purdue, 1/20/24

Had 10 or more assists

Iowa -- **15, Tony Perkins vs. Nebraska, 1/12/24**
Opponent -- 13, Paul Mulcahy, Rutgers, 1/29/23

Had 5 or more blocks

Iowa -- **5, Owen Freeman vs. North Florida, 11/29/23**
Opponent -- 5, Julian Reese, Maryland, 1/24/24

Had 5 or more steals

Iowa -- 5, Patrick McCaffery at Purdue, 2/9/23
Opponent -- 5, Chris McNeal, Cincinnati, 12/21/19

THE LAST TIME A TEAM...*Scored 100 or more points*

Iowa -- **103 vs. Northern Illinois, 12/29/23**
Opponent -- 106 by Michigan State, 2/25/23

Scored 40 or fewer points

Iowa -- 40 at Wisconsin, 3/3/10
Opponent -- 39 by UNC Wilmington, 11/8/13

Won an overtime game

Iowa -- 112-106 (OT) vs. Michigan State, 2/25/23
Opponent -- 78-75 (OT) by Wisconsin, 12/11/22

Made at least 60% of its FGA (20 att.)

Iowa -- .600 (33-of-55) vs. Maryland, 1/15/23
Opponent -- .600 (36-of-60), Eastern Illinois, 12/21/22

Made at least 50% of its 3-pt. FGA (8 att.)

Iowa -- **.500 (8-of-16) at Michigan, 1/27/24**
Opponent -- **.611 (11-of-18) vs. Northern Illinois, 12/29/23**

Made at least 90% of its FTA (10 att.)

Iowa -- **1.000 (18-of-18) at Michigan, 1/27/24**
Opponent -- .917 (11-of-12) by Purdue, 2/9/23

2023-24 INDIVIDUAL SUPERLATIVES

CATEGORY

Points Scored
Total Field Goals
Total FG Attempted
Highest FG% (5 made)
Highest FG% (10 made)
3-Point Field Goals
3-Point FG% (min. 3 made)
Free Throws
Free Throws Attempted
Free Throw % (min. 5 made)
Offensive Rebounds
Defensive Rebounds
Total Rebounds
Assists
Turnovers
Blocked Shots
Steals
Minutes Played (including OT)

IOWA

26, Payton Sandfort, 2X, last at Indiana, 1/30/24
11, 3X, Ben Krikke twice / Owen Freeman vs. Nebraska, 1/12/24
19, Tony Perkins vs. Purdue, 1/20/24
.875 (7-of-8), Owen Freeman vs. North Dakota, 11/7/23
.846 (11-of-13), Owen Freeman vs. Nebraska, 1/12/24
6, Payton Sandfort (6-of-8) at Michigan, 1/27/24
.750, 2X, Pr. Sandfort (3-of-4) vs. NIU / Pa. Sandfort (6-of-8) at MI
11, 2X, Krikke vs. North Florida / Perkins vs. Maryland
11, Krikke vs. North Florida, Perkins vs. Maryland
1.000, Perkins 3X, Krikke vs. NF, Dix at Minnesota, Freeman at Michigan
8, Payton Sandfort vs. North Florida, 11/29/23
11, Owen Freeman at Wisconsin, 1/2/24
13, Owen Freeman at Wisconsin, 1/2/24
15, Tony Perkins vs. Nebraska, 1/12/24
4, Owen Freeman at Iowa State, 12/7/23
5, Owen Freeman vs. North Florida, 11/29/23
4, 6X, last Tony Perkins vs. Rutgers, 1/6/24
37:41, Tony Perkins at Michigan, 1/27/24

OPPONENT

30, 2X, last Zach Edey vs. Purdue, 1/20/24
10, 2X, last Zach Edey vs. Purdue, 1/20/24
22, TJ Madlock vs. Alabama State, 11/10/23
.900 (9-of-10), Zach Edey at Purdue, 12/4/23
.666 (10-of-15), Zach Edey vs. Purdue, 1/20/24
6, David Coit (6-of-7) vs. NIU, 12/29/23
1.000 (3-of-3), Keshon Gilbert at Iowa State, 12/7/23
12, Dawson Garcia at Minnesota, 1/15/24
15, 2X, last Zach Edey vs. Purdue, 1/20/24
1.000 (7-of-7), CJ Hines vs. Alabama State, 11/10/23
9, Zach Edey at Purdue, 12/4/23
11, Steven Crawl at Wisconsin, 1/2/24
18, Zach Edey vs. Purdue, 1/20/24
9, 3X, last Braden Smith vs. Purdue, 1/20/24
5, 7X, last Trey Galloway at Indiana, 1/30/24
5, Oliver Nkamhoua at Michigan, 1/27/24
4, 3X, last Elijah Hawkins at Minnesota, 1/15/24
39:12, Braden Smith vs. Purdue, 1/20/24

TEAM SUPERLATIVES

IOWA HIGH

110 vs. North Dakota, 11/7/23
56 (1st) vs. North Dakota, 11/7/23
--
42, 2X, last vs. NIU, 12/29/23
84, 2X, last vs. NIU, 12/29/23
.590 (36-of-61) vs. North Florida, 11/29/23
15 vs. Nebraska, 1/12/24
35 vs. Nebraska, 1/12/24
.571 (8-of-14) vs. North Florida, 11/29/23
32 vs. Arkansas State, 11/17/23
46 vs. Arkansas State, 11/17/23
1.000, (18-of-18) at Michigan, 1/27/24
19 vs. Alabama State, 11/10/23
39 vs. Florida A&M, 12/16/23
48 vs. Alabama State, 11/10/23
22 at Wisconsin, 1/2/24
1, 2X, last vs. Maryland, 1/24/24
33 vs. UMBC, 12/20/23
19 at Iowa State, 12/7/23
9 vs. NIU, 12/29/23
15 vs. NIU, 12/29/23

IOWA LOW

65 at Iowa State, 12/7/23
24, 2X, last at Purdue, 12/4/23
--
22 at Iowa State, 12/7/23
53 vs. Minnesota, 2/2/24
.354 (23-of-65) at Indiana, 1/30/24
2 vs. Arkansas State, 11/17/23
10 vs. Minnesota, 2/2/24
.167 vs. Arkansas State, 11/17/23
9 vs. Nebraska, 1/12/24
14, 2X, last vs. Nebraska, 1/12/24
.500 (10-of-20) vs. Florida A&M, 12/16/23
3 vs. Seton Hall, 11/24/23
19 at Purdue, 12/4/23
28 vs. Minnesota, 2/2/24
10 vs. UMBC, 12/20/23
1, 2X, last vs. Maryland, 1/24/24
10, 2X, last at Indiana, 1/30/24
3 at Indiana, 1/30/24
0 vs. Nebraska, 1/12/24
4, 2X, last vs. Seton Hall, 11/24/23

CATEGORY

Points
Points/Half
Points/OT
Field Goals
Field Goal Att.
Field Goal %
3-Point Field Goals
3-Point FG Att.
3-Point FG %
Free Throws Made
Free Throw Att.
Free Throw %
Offensive Rebounds
Defensive Rebounds
Total Rebounds
Fouls
DQs
Assists
Turnovers
Blocked Shots
Steals

OPPONENT HIGH

92 vs. Creighton, 11/14/23
48 vs. NIU, 12/29/23
--
34 at Purdue, 12/4/23
75 vs. Seton Hall, 11/24/23
.533 (32-of-60) at Iowa State, 12/7/23
13 vs. UMBC, 12/20/23
31 vs. North Florida, 11/29/23
25 at Wisconsin, 1/2/25
35 at Wisconsin, 1/2/24
.867, (13-of-15) vs. Oklahoma, 11/23/23
19 vs. Purdue, 1/20/24
32 at Indiana, 1/30/24
50 vs. Purdue, 1/20/24
30 vs. Arkansas State, 11/17/23
--
24 at Purdue, 12/4/23
21 vs. NIU, 12/29/23
8, 3X, last at Indiana, 1/30/24
12 at Iowa State, 12/7/23

OPPONENT LOW

52 vs. Florida A&M, 12/16/23
20 (1st) vs. Florida A&M, 12/16/23
--
19 vs. Florida A&M, 12/16/23
51 vs. Maryland, 1/24/24
.302 (19-of-63) vs. Florida A&M, 12/16/23
4, 4X, last vs. Nebraska, 1/12/24
15 vs. Florida A&M, 12/16/23
.154 vs. Nebraska, 1/12/24
4 vs. UMBC, 12/20/23
9, 2X, last vs. UMBC, 12/20/23
.444 (4-of-9) vs. UMBC, 12/20/23
4 vs. NIU, 12/29/23
17 vs. Minnesota, 2/2/24
29, 2X, last vs. Maryland, 1/24/24
13, 3X, last vs. NIU, 12/29/23
--
6 vs. North Florida, 11/29/23
6 vs. Seton Hall, 11/24/23
1, 2X, last vs. Nebraska, 1/12/24
2 vs. Creighton, 11/14/23

2023-24 INDIVIDUAL LEADERS GAME-BY-GAME

| OPPONENT | SCORE | W/L | POINTS | REBOUNDS | ASSISTS | STEALS | BLOCKS |
|---------------------------|--------|-----|-----------------------------|-------------------------------|-----------------------|-------------------------|-----------------------------|
| North Dakota (11/7) | 110-68 | W | Payton Sandfort, 21 | Payton Sandfort, 9 | Brock Harding, 7 | 4 players, 2 | McCaffery/Pryce Sandfort, 2 |
| Alabama State (11/10) | 98-67 | W | Patrick McCaffery, 22 | Payton Sandfort, 12 | Brock Harding, 7 | Perkins/Harding, 2 | 3 players, 1 |
| at Creighton (11/14) | 92-84 | L | Ben Krikke, 24 | Payton Sandfort/T. Perkins, 6 | Dasonte Bowen, 4 | Tony Perkins, 3 | Owen Freeman, 3 |
| Arkansas State (11/17) | 88-74 | W | Ben Krikke, 25 | Ben Krikke, 9 | Payton Sandfort, 4 | Ben Krikke, 4 | Ben Krikke, 3 |
| vs. Oklahoma (11/23) | 79-67 | L | Owen Freeman, 13 | Sandfort/Freeman, 7 | Perkins/Harding, 2 | 4 players, 1 | Owen Freeman, 3 |
| vs. Seton Hall (11/24) | 85-72 | W | Payton Sandfort, 22 | Payton Sandfort, 9 | Ben Krikke, 5 | 4 players, 1 | Perkins/Freeman, 1 |
| North Florida (11/29) | 103-78 | W | Tony Perkins/Ben Krikke, 21 | Payton Sandfort, 8 | Dasonte Bowen, 3 | Owen Freeman, 3 | Owen Freeman, 5 |
| at Purdue (12/4) | 87-68 | L | Ben Krikke, 16 | Ben Krikke, 7 | Bowen/Pa. Sandfort, 4 | Owen Freeman, 2 | Even Brauns, 2 |
| at Iowa State (12/7) | 90-65 | L | Payton Sandfort, 14 | Owen Freeman, 8 | Dasonte Bowen, 4 | Pa. Sandfort/Harding, 2 | Owen Freeman, 3 |
| Michigan (12/10) | 90-80 | L | Ben Krikke, 24 | Ben Krikke, 8 | Dasonte Bowen, 5 | Tony Perkins, 4 | 3 players, 1 |
| vs. Florida A&M (12/16) | 88-52 | W | Owen Freeman, 14 | Owen Freeman, 11 | Tony Perkins, 7 | Ladji Dembele, 3 | 6 players, 1 |
| UMBC (12/20) | 103-81 | W | Tony Perkins, 23 | Ben Krikke, 12 | Brock Harding, 12 | Harding/Perkins, 4 | Owen Freeman, 1 |
| Northern Illinois (12/29) | 103-74 | W | Ben Krikke, 20 | Owen Freeman, 9 | Tony Perkins, 8 | Tony Perkins, 4 | Owen Freeman, 3 |
| at Wisconsin (1/2) | 83-72 | L | Tony Perkins, 25 | Owen Freeman, 13 | Patrick McCaffery, 4 | Tony Perkins, 3 | Owen Freeman, 3 |
| Rutgers (1/6) | 86-77 | W | Payton Sandfort, 24 | Ben Krikke, 10 | Josh Dix, 4 | Tony Perkins, 4 | Owen Freeman, 2 |
| Nebraska (1/12) | 94-76 | W | Owen Freeman, 22 | Freeman/ Pa. Sandfort, 10 | Tony Perkins, 15 | Josh Dix, 2 | -- |
| at Minnesota (1/15) | 86-77 | W | Ben Krikke, 25 | Owen Freeman, 8 | 3 players, 5 | Dix/Dembele, 2 | Perkins/Dembele, 1 |
| Purdue (1/20) | 84-70 | L | Tony Perkins, 24 | Payton Sandfort, 7 | Josh Dix, 7 | Josh Dix, 2 | Tony Perkins, 1 |
| Maryland (1/24) | 69-67 | L | Tony Perkins, 20 | Owen Freeman, 9 | 4 players, 2 | Tony Perkins, 3 | Payton Sandfort, 2 |
| at Michigan (1/27) | 88-78 | W | Payton Sandfort, 26 | Owen Freeman, 9 | Tony Perkins, 5 | Tony Perkins, 3 | Owen Freeman, 3 |
| at Indiana (1/30) | 74-68 | L | Payton Sandfort, 26 | Payton Sandfort, 8 | Tony Perkins, 3 | Tony Perkins, 3 | Tony Perkins, 2 |
| Ohio State (2/2) | 79-77 | W | Tony Perkins, 20 | Tony Perkins, 7 | Tony Perkins, 4 | Payton Sandfort, 2 | Payton Sandfort, 2 |

2023-24 LEAD/DEFICIT BREAKDOWN GAME-BY-GAME

| OPPONENT | FIRST HALF SCORE | | | SECOND HALF SCORE | | | FINAL SCORE | | | LARGEST | | TIMES TIED | LEAD CHANGES | TIME LED MIN. (40 MAX) |
|----------------------------|------------------|-------------|-------------|-------------------|-------------|-------------|-------------|-------------|-------------|---------|---------|------------|--------------|------------------------|
| | UI | OPP | MARGIN | UI | OPP | MARGIN | UI | OPP | MARGIN | LEAD | DEFICIT | | | |
| North Dakota (11/7) | 56 | 32 | +24 | 54 | 36 | +18 | 110 | 68 | +42 | 44 | -- | -- | -- | 39:12 |
| Alabama State (11/10) | 49 | 37 | +12 | 49 | 30 | +19 | 98 | 67 | +31 | 31 | 1 | 2 | 2 | 39:17 |
| at Creighton (11/14) | 43 | 43 | 0 | 41 | 49 | -8 | 84 | 92 | -8 | 7 | 17 | 8 | 14 | 12:12 |
| Arkansas State (11/17) | 49 | 39 | +10 | 39 | 35 | +4 | 88 | 74 | +14 | 16 | -- | 1 | -- | 39:22 |
| vs. Oklahoma (11/23) | 24 | 36 | -12 | 43 | 43 | 0 | 67 | 79 | -12 | 0 | 22 | 1 | -- | -- |
| vs. Seton Hall (11/24) | 44 | 33 | +11 | 41 | 39 | +2 | 85 | 72 | +13 | 18 | 2 | 1 | 1 | 37:43 |
| North Florida (11/29) | 47 | 43 | +4 | 56 | 35 | +21 | 103 | 78 | +25 | 25 | 5 | 1 | 9 | 36:04 |
| at Purdue (12/4) | 24 | 45 | -21 | 44 | 42 | +2 | 68 | 87 | -19 | 0 | 35 | 1 | -- | -- |
| at Iowa State (12/7) | 29 | 47 | -18 | 36 | 43 | -7 | 65 | 90 | -25 | 1 | 32 | -- | 2 | 0:35 |
| Michigan (12/10) | 33 | 35 | -2 | 47 | 55 | -8 | 80 | 90 | -10 | 5 | 20 | 10 | 9 | 5:55 |
| vs. Florida A&M (12/16) | 43 | 20 | +23 | 45 | 32 | +13 | 88 | 52 | +36 | 43 | -- | -- | -- | 39:44 |
| UMBC (12/20) | 50 | 36 | +14 | 53 | 45 | +8 | 103 | 81 | +22 | 28 | 5 | 7 | 7 | 28:16 |
| Northern Illinois (12/29) | 54 | 48 | +6 | 49 | 26 | +23 | 103 | 74 | +29 | 37 | 5 | 4 | 5 | 35:35 |
| at Wisconsin (1/2) | 32 | 32 | 0 | 40 | 51 | -11 | 72 | 83 | -11 | 7 | 13 | 7 | 5 | 15:48 |
| Rutgers (1/6) | 41 | 34 | +7 | 45 | 43 | +2 | 86 | 77 | +9 | 18 | 1 | 1 | 2 | 37:43 |
| Nebraska (1/12) | 41 | 36 | +5 | 53 | 40 | +13 | 94 | 76 | +18 | 21 | 1 | 3 | 4 | 36:24 |
| at Minnesota (1/15) | 39 | 32 | +7 | 47 | 45 | +2 | 86 | 77 | +9 | 12 | 11 | 2 | 2 | 31:13 |
| Purdue (1/20) | 34 | 47 | -13 | 36 | 37 | -1 | 70 | 84 | -14 | 4 | 19 | 2 | 3 | 7:22 |
| Maryland (1/24) | 34 | 28 | +6 | 33 | 41 | -8 | 67 | 69 | -2 | 10 | 3 | 5 | 8 | 33:36 |
| at Michigan (1/27) | 42 | 44 | -2 | 46 | 34 | +12 | 88 | 78 | +10 | 13 | 9 | 5 | 11 | 25:06 |
| at Indiana (1/30) | 28 | 39 | -11 | 40 | 35 | +5 | 68 | 74 | -6 | 3 | 17 | 7 | 6 | 2:05 |
| Ohio State (2/2) | 36 | 38 | -2 | 43 | 39 | 4 | 79 | 77 | +2 | 5 | 4 | 15 | 10 | 19:50 |
| TOTALS | 872 | 824 | +48 | 980 | 875 | +105 | 1852 | 1699 | +153 | 44 | 35 | 15 | 14 | 39:44 |
| AVG/GM - OVERALL | 39.6 | 37.5 | +2.2 | 44.5 | 39.8 | +4.8 | 84.2 | 77.2 | +7.0 | | | | | |
| CONFERENCE TOTALS | 384 | 410 | -26 | 474 | 462 | +12 | 858 | 872 | -14 | 21 | 35 | 15 | 11 | 37:43 |
| AVG/GM - CONFERENCE | 34.9 | 37.3 | -2.4 | 43.1 | 42.0 | +1.1 | 78.0 | 79.3 | -1.3 | | | | | |

2023-24 SPECIALITY SCORING STATS

| OPPONENT | PAINT | | | OFF TURNOVERS | | | 2ND CHANCE | | | FAST BREAK | | | BENCH | | |
|---------------------------|-------------|-------------|-------------|---------------|-------------|-------------|-------------|-------------|-------------|-------------|------------|-------------|-------------|-------------|-------------|
| | UI | OPP | MARGIN | UI | OPP | MARGIN | UI | OPP | MARGIN | UI | OPP | MARGIN | UI | OPP | MARGIN |
| North Dakota (11/7) | 50 | 44 | +6 | 31 | 6 | +25 | 12 | 10 | +2 | 27 | 3 | +24 | 38 | 20 | +18 |
| Alabama State (11/10) | 48 | 26 | +22 | 20 | 5 | +15 | 19 | 9 | +10 | 27 | 11 | +16 | 32 | 26 | +6 |
| at Creighton (11/14) | 24 | 42 | -18 | 13 | 7 | +6 | 11 | 9 | +2 | 5 | 19 | -14 | 18 | 32 | -14 |
| Arkansas State (11/17) | 44 | 34 | +10 | 17 | 4 | +13 | 13 | 10 | +3 | 21 | 8 | +13 | 18 | 23 | -5 |
| vs. Oklahoma (11/23) | 34 | 46 | -12 | 13 | 20 | -7 | 13 | 8 | +5 | 5 | 15 | -10 | 29 | 19 | +10 |
| vs. Seton Hall (11/24) | 40 | 38 | +2 | 8 | 14 | -6 | 2 | 17 | -15 | 14 | 7 | +7 | 17 | 10 | +7 |
| North Florida (11/29) | 46 | 34 | +12 | 28 | 15 | +13 | 10 | 6 | +4 | 20 | 7 | +13 | 26 | 34 | -8 |
| at Purdue (12/4) | 34 | 50 | -16 | 11 | 15 | -4 | 15 | 17 | -2 | 10 | 3 | +7 | 20 | 21 | -1 |
| at Iowa State (12/7) | 18 | 46 | -18 | 9 | 25 | -16 | 11 | 17 | -6 | 13 | 10 | +3 | 32 | 11 | +21 |
| Michigan (12/10) | 36 | 36 | 0 | 13 | 18 | -5 | 10 | 9 | +1 | 14 | 14 | 0 | 12 | 21 | -9 |
| vs. Florida A&M (12/16) | 42 | 18 | +24 | 10 | 13 | -3 | 14 | 4 | +10 | 13 | 5 | +8 | 38 | 24 | +14 |
| UMBC (12/20) | 66 | 34 | +28 | 23 | 7 | +14 | 20 | 21 | -1 | 28 | 6 | +22 | 25 | 24 | +1 |
| Northern Illinois (12/29) | 56 | 30 | +26 | 18 | 6 | +12 | 11 | 5 | +6 | 38 | 13 | +25 | 36 | 14 | +22 |
| at Wisconsin (1/2) | 36 | 42 | -6 | 14 | 24 | -10 | 10 | 15 | -5 | 13 | 15 | -2 | 9 | 15 | -6 |
| Rutgers (1/6) | 38 | 36 | +2 | 16 | 18 | -2 | 13 | 14 | -1 | 11 | 13 | -2 | 6 | 32 | -26 |
| Nebraska (1/12) | 32 | 46 | -14 | 8 | 7 | +1 | 12 | 10 | +2 | 16 | 6 | +10 | 18 | 34 | -16 |
| at Minnesota (1/15) | 56 | 38 | +18 | 16 | 15 | +1 | 15 | 12 | +3 | 14 | 13 | +1 | 6 | 12 | -6 |
| Purdue (1/20) | 34 | 36 | -2 | 11 | 9 | +2 | 6 | 18 | -12 | 7 | 0 | +7 | 5 | 12 | -7 |
| Maryland (1/24) | 40 | 34 | +6 | 11 | 10 | +1 | 15 | 10 | +5 | 6 | 7 | -1 | 10 | 6 | +4 |
| at Michigan (1/27) | 34 | 26 | +8 | 15 | 9 | +6 | 10 | 10 | 0 | 9 | 4 | +5 | 9 | 16 | -7 |
| at Indiana (1/30) | 24 | 32 | -8 | 12 | 5 | +7 | 4 | 15 | -11 | 19 | 4 | +15 | 4 | 20 | -16 |
| Ohio State (2/2) | 38 | 40 | -2 | 8 | 6 | +2 | 10 | 11 | -1 | 17 | 0 | +17 | 14 | 14 | 0 |
| TOTALS | 870 | 808 | +62 | 334 | 258 | +76 | 274 | 257 | +17 | 347 | 183 | +164 | 422 | 440 | -18 |
| AVG/GAME - OVERALL | 39.5 | 36.7 | +2.8 | 15.2 | 11.7 | +3.5 | 12.5 | 11.7 | +0.8 | 15.8 | 8.3 | +7.5 | 19.2 | 20.0 | -0.8 |
| CONF. TOTALS | 402 | 416 | -14 | 135 | 136 | -1 | 129 | 141 | -12 | 136 | 79 | +57 | 113 | 203 | -90 |
| AVG/GM - CONF. | 36.5 | 37.8 | -1.3 | 12.3 | 12.4 | -0.1 | 11.7 | 12.8 | -1.1 | 12.4 | 7.2 | +5.2 | 10.3 | 18.5 | -8.2 |

2023-24 MISCELLANEOUS STATS

STARTING LINEUP

| (W-L) | 1 | 2 | 3 | 4 | 5 |
|-------|---------------|-------------------|-------------------|-----------------|--------------|
| (5-3) | Dasonte Bowen | Tony Perkins | Patrick McCaffery | Payton Sandfort | Ben Krikke |
| (4-2) | Tony Perkins | Patrick McCaffery | Payton Sandfort | Ben Krikke | Owen Freeman |
| (4-3) | Josh Dix | Tony Perkins | Payton Sandfort | Ben Krikke | Owen Freeman |
| (0-1) | Josh Dix | Tony Perkins | Patrick McCaffery | Payton Sandfort | Ben Krikke |

LEADS & DEFICITS

| | |
|--|---------------------------------------|
| Iowa's Biggest Halftime Lead | 24 (56-32) vs. North Dakota, 11/7/23 |
| Iowa's Biggest Halftime Lead Blown | 6 (34-28) vs. Maryland, 1/24/24 |
| Iowa's Biggest Halftime Deficit | 21 (45-24) vs. Purdue, 12/4/23 |
| Iowa's Biggest Halftime Deficit Erased | 11 (39-28) at Indiana, 1/30/24 |
| Iowa's Biggest Overall Lead | 44 (110-66) vs. North Dakota, 11/7/23 |
| Iowa's Biggest Win Total | 42 (110-68) vs. North Dakota, 11/7/23 |
| Iowa's Biggest Loss Total | 25 (90-65) at Iowa State, 12/7/23 |
| Iowa's Biggest Lead Blown | 10 (24-14) vs. Maryland, 11/24/24 |
| Iowa's Biggest Overall Deficit | 35 (69-34) vs. Purdue, 12/4/23 |
| Iowa's Biggest Deficit Overcome | 17 (39-22) at Indiana, 1/30/24 |

JUMP BALLS CONTROLLED (INCLUDES OT)

| | |
|-----------|----|
| Iowa | 8 |
| Opponents | 14 |

WHO SCORED IOWA'S FIRST POINTS

| | |
|-----------------|---|
| Dasonte Bowen | 3 |
| Ben Krikke | 3 |
| Payton Sandfort | 5 |
| Tony Perkins | 7 |
| Owen Freeman | 4 |

FIRST PLAYER OFF THE BENCH (sometimes multiple players)

| | |
|-------------------|----|
| Josh Dix | 10 |
| Owen Freeman | 5 |
| Dasonte Bowen | 9 |
| Ladji Dembele | 5 |
| Dasonte Bowen | 1 |
| Patrick McCaffery | 4 |
| Even Brauns | 1 |

HOW IOWA SCORED FIRST POINTS

| | |
|---------------|---|
| Jump Shot | 8 |
| 3-Pointer | 4 |
| Free Throw | 2 |
| Lay-in/Lay-up | 6 |
| Dunk | 2 |
| Alley-Oop | - |
| Follow | - |

PLAYERS IN DOUBLE FIGURES

| | |
|-----------|---|
| 1 Player | - |
| 2 Players | 2 |
| 3 Players | 6 |
| 4 Players | 9 |
| 5 Players | 2 |
| 6 Players | 3 |

MISCELLANEOUS STATS

| NO. - PLAYER | DUNKS | FT-FTA (LAST 5:00/OT) |
|----------------------|-------|-----------------------|
| 0 - Brauns | 3 | -- |
| 2 - Harding | - | 2-of-3 (.666) |
| 4 - Dix | 2 | -- |
| 5 - Bowen | - | 6-of-7 (.857) |
| 10 - Cater | - | -- |
| 11 - Perkins | 7 | 22-of-29 (.758) |
| 13 - Dembele | 2 | 2-of-2 (1.00) |
| 14 - Kingsbury | - | -- |
| 20 - Payton Sandfort | 1 | 6-of-8 (.750) |
| 22 - McCaffery | 8 | 5-of-7 (.714) |
| 23 - Krikke | 2 | 8-of-9 (.857) |
| 24 - Pryce Sandfort | - | 4-of-5 (.800) |
| 25 - Laketa | - | 1-of-4 (.250) |
| 32 - Freeman | 26 | 8-of-11 (.727) |
| 44 - Mulvey | - | -- |

DOUBLE FIGURE SCORING GAMES

| Player | 19-20 | 20-21 | 21-22 | 22-23 | 23-24 | Career |
|-------------------|-------|-------|-------|-------|-------|--------|
| Ben Krikke | 9 | 21 | 22 | 30 | 16 | 98 |
| Tony Perkins | -- | -- | 10 | 20 | 20 | 50 |
| Patrick McCaffery | -- | 6 | 21 | 11 | 10 | 48 |
| Payton Sandfort | -- | -- | 6 | 14 | 17 | 37 |
| Even Brauns | -- | 1 | 1 | 10 | -- | 12 |
| Owen Freeman | -- | -- | -- | -- | 12 | 12 |
| Dasonte Bowen | -- | -- | -- | 1 | 4 | 5 |
| Josh Dix | -- | -- | -- | 1 | 5 | 6 |
| Brock Harding | -- | -- | -- | -- | 2 | 2 |
| Pryce Sandfort | -- | -- | -- | -- | 1 | 1 |

20-POINT SCORING GAMES

| Player | 19-20 | 20-21 | 21-22 | 22-23 | 23-24 | Career |
|-------------------|-------|-------|-------|-------|-------|--------|
| Ben Krikke | -- | 2 | 7 | 15 | 6 | 30 |
| Tony Perkins | -- | -- | 1 | 5 | 8 | 14 |
| Payton Sandfort | -- | -- | 1 | 6 | 5 | 12 |
| Patrick McCaffery | -- | -- | -- | 5 | 1 | 6 |
| Owen Freeman | -- | -- | -- | -- | 1 | 1 |

DOUBLE-FIGURE REBOUNDING GAMES

| Player | 19-20 | 20-21 | 21-22 | 22-23 | 23-24 | Career |
|-------------------|-------|-------|-------|-------|-------|--------|
| Even Brauns | -- | -- | -- | 5 | -- | 5 |
| Ben Krikke | -- | 1 | -- | 2 | 2 | 5 |
| Payton Sandfort | -- | -- | -- | -- | 3 | 3 |
| Owen Freeman | -- | -- | -- | -- | 3 | 3 |
| Tony Perkins | -- | -- | 1 | 1 | -- | 2 |
| Patrick McCaffery | -- | -- | -- | 1 | -- | 1 |

DOUBLE-DOUBLES

| Player | 19-20 | 20-21 | 21-22 | 22-23 | 23-24 | Career |
|-------------------|-------|-------|-------|-------|-------|--------|
| Ben Krikke | -- | 1 | -- | 2 | 2 | 5 |
| Even Brauns | -- | -- | -- | 4 | -- | 4 |
| Tony Perkins | -- | -- | 1 | 1 | 1 | 3 |
| Payton Sandfort | -- | -- | -- | -- | 3 | 3 |
| Owen Freeman | -- | -- | -- | -- | 3 | 3 |
| Patrick McCaffery | -- | -- | -- | 1 | -- | 1 |
| Brock Harding | -- | -- | -- | -- | 1 | 1 |

4+ 3-POINTER GAMES

| Player | 19-20 | 20-21 | 21-22 | 22-23 | 23-24 | Career |
|-------------------|-------|-------|-------|-------|-------|--------|
| Payton Sandfort | -- | -- | 2 | 4 | 8 | 14 |
| Patrick McCaffery | -- | -- | 1 | 1 | -- | 2 |
| Tony Perkins | -- | -- | -- | 1 | -- | 1 |
| Josh Dix | -- | -- | -- | -- | 1 | 1 |

5+ ASSIST GAMES

| Player | 19-20 | 20-21 | 21-22 | 22-23 | 23-24 | Career |
|-----------------|-------|-------|-------|-------|-------|--------|
| Tony Perkins | -- | -- | 4 | 7 | 7 | 18 |
| Ben Krikke | -- | -- | 2 | 5 | -- | 7 |
| Josh Dix | -- | -- | -- | 2 | 2 | 4 |
| Dasonte Bowen | -- | -- | -- | -- | 3 | 3 |
| Brock Harding | -- | -- | -- | -- | 3 | 3 |
| Payton Sandfort | -- | -- | -- | 1 | 2 | 3 |

3+ STEAL GAMES

| Player | 19-20 | 20-21 | 21-22 | 22-23 | 23-24 | Career |
|-------------------|-------|-------|-------|-------|-------|--------|
| Tony Perkins | -- | -- | 3 | 5 | 9 | 17 |
| Patrick McCaffery | -- | -- | 1 | 2 | -- | 3 |
| Even Brauns | -- | -- | 1 | 1 | -- | 2 |
| Ben Krikke | -- | -- | 1 | -- | 1 | 2 |
| Owen Freeman | -- | -- | -- | -- | 1 | 2 |
| Dasonte Bowen | -- | -- | -- | -- | 1 | 1 |
| Ladji Dembele | -- | -- | -- | -- | 1 | 1 |
| Brock Harding | -- | -- | -- | -- | 1 | 1 |

3+ BLOCK GAMES...

| Player | 19-20 | 20-21 | 21-22 | 22-23 | 23-24 | Career |
|--------------|-------|-------|-------|-------|-------|--------|
| Owen Freeman | -- | -- | -- | -- | 7 | 7 |
| Even Brauns | -- | -- | 2 | 4 | -- | 6 |
| Ben Krikke | -- | 2 | 1 | 2 | 1 | 6 |
| Riley Mulvey | -- | -- | 1 | -- | -- | 1 |

IOWA'S 2023-24 RECORD WHEN...

| | | | | | |
|--|------|-------------------------------------|------------|---------------------|-----|
| When playing at home: | 9-3 | When leading at the half: | 11-1 | When wearing White: | 6-1 |
| When playing on the road: | 2-5 | When trailing at the half: | 2-6 | When wearing Black: | 2-5 |
| When playing on a neutral court: | 2-1 | When tied at the half: | 0-2 | When wearing Gold: | 3-3 |
| | | | | When wearing Gray: | 2-0 |
| When Iowa scores 100 points or more: | 4-0 | Iowa field goal percentage at home: | 387-of-797 | .485 | |
| When Iowa scores 90-99 points: | 2-0 | Iowa field goal percentage on road: | 286-of-625 | .457 | |
| When Iowa scores 80-89 points: | 6-2 | Iowa 3-point percentage at home: | 83-of-237 | .350 | |
| When Iowa scores 70-79 points: | 1-2 | Iowa 3-point percentage on road: | 65-of-194 | .335 | |
| When Iowa scores under 70 points: | 0-5 | Iowa free throw percentage at home: | 193-of-253 | .762 | |
| | | Iowa free throw percentage on road: | 154-of-197 | .781 | |
| When opponent scores 100 points or more: | 0-0 | On Sunday: | 0-1 | | |
| When opponent scores 90-99 points: | 0-3 | On Monday: | 1-1 | | |
| When opponent scores 80-89 points: | 1-3 | On Tuesday: | 1-3 | | |
| When opponent scores 70-79 points: | 9-2 | On Wednesday: | 2-1 | | |
| When opponent scores 60-69 points: | 2-1 | On Thursday: | 0-1 | | |
| When opponent scores fewer than 60 points: | 1-0 | On Friday: | 5-1 | | |
| | | On Saturday: | 4-1 | | |
| When Iowa shoots at least 50% from the field: | 10-1 | On BTN: | 6-5 | | |
| When Iowa shoots less than 50% from the field: | 3-8 | On CBS: | 0-0 | | |
| When opponent shoots at least 50% from the field: | 0-4 | On ESPN: | 0-0 | | |
| When opponent shoots less than 50% from the field: | 12-6 | On ESPN2: | 0-0 | | |
| When Iowa has higher FG% than opponent: | 12-1 | On ESPNU: | 0-1 | | |
| When opponent has higher FG%: | 0-8 | On B1G+: | 3-0 | | |
| When FG% is equal: | 0-0 | On Peacock: | 1-0 | | |
| | | On FS1: | 3-3 | | |
| | | On CBS SN: | 0-0 | | |
| When Iowa outrebounds opponent: | 10-2 | On NBC SN: | 0-0 | | |
| When opponent has more rebounds: | 5-7 | On FOX: | 0-0 | | |
| When rebounds are equal: | 0-0 | On TruTV: | 0-0 | | |
| | | On TNT: | 0-0 | | |
| When Iowa shoots at least 80% from the line: | 8-4 | | | | |
| When Iowa shoots less than 80% from the line: | 5-5 | | | | |
| When opponent shoots at least 80% from the line: | 2-2 | | | | |
| When opponent shoots less than 80% from the line: | 11-7 | | | | |
| When Iowa shoots more free throws than opponent: | 9-2 | | | | |
| When opponent shoots more free throws: | 4-7 | | | | |
| When free throws attempts are equal: | 0-0 | | | | |
| When Iowa has higher FT% than opponent: | 10-4 | | | | |
| When opponent has higher FT%: | 3-5 | | | | |
| When FT% is equal: | 0-0 | | | | |
| When Iowa shoots at least 50% from 3-point range: | 4-0 | | | | |
| When Iowa shoots less than 50% from 3-point range: | 9-9 | | | | |
| When opponent shoots at least 50% from 3-point range: | 2-0 | | | | |
| When opponent shoots less than 50% from 3-point range: | 11-9 | | | | |
| When Iowa has a higher 3-point FG% than opponent: | 9-1 | | | | |
| When opponent has a higher 3-point FG%: | 4-8 | | | | |
| When 3-point FG% is equal: | 0-0 | | | | |
| When Iowa has more assists than opponent: | 11-0 | | | | |
| When opponent has more assists: | 2-9 | | | | |
| When assists are equal: | 0-0 | | | | |
| When Iowa has fewer turnovers than opponent: | 9-3 | | | | |
| When opponent has fewer turnovers: | 3-4 | | | | |
| When turnovers are equal: | 1-2 | | | | |
| When Iowa has more steals than opponent: | 10-5 | | | | |
| When opponent has more steals: | 1-4 | | | | |
| When steals are equal: | 2-0 | | | | |

UNDER HEAD COACH FRAN McCAFFERY... IOWA'S RECORD WHEN...

| | | | | | |
|--|---------|---|--------------|---------------------|--------|
| When playing at home: | 185-53 | When leading at the half: | 225-46 | When wearing White: | 161-46 |
| When playing on the road: | 55-91 | When trailing at the half: | 39-131 | When wearing Black: | 66-108 |
| When playing on a neutral court: | 34-39 | When tied at the half: | 9-7 | When wearing Gold: | 40-21 |
| | | | | When wearing Gray: | 7-9 |
| When Iowa scores 100 points or more: | 26-0 | Iowa field goal percentage at home: | 6,673-14,274 | .467 | |
| When Iowa scores 90-99 points: | 49-8 | Iowa field goal percentage on road: | 5,645-12,928 | .436 | |
| When Iowa scores 80-89 points: | 86-23 | Iowa 3-point percentage at home: | 1,790-4,887 | .366 | |
| When Iowa scores 70-79 points: | 80-58 | Iowa 3-point percentage on road: | 1,477-4,336 | .340 | |
| When Iowa scores under 70 points: | 33-96 | Iowa free throw percentage at home: | 4,102-5,639 | .727 | |
| | | Iowa free throw percentage on road: | 2,982-4,047 | .736 | |
| When opponent scores 100 points or more: | 1-7 | On Sunday: | 50-31 | | |
| When opponent scores 90-99 points: | 3-31 | On Monday: | 19-10 | | |
| When opponent scores 80-89 points: | 19-55 | On Tuesday: | 39-27 | | |
| When opponent scores 70-79 points: | 85-58 | On Wednesday: | 25-25 | | |
| When opponent scores 60-69 points: | 87-31 | On Thursday: | 41-45 | | |
| When opponent scores fewer than 60 points: | 79-3 | On Friday: | 40-17 | | |
| When Iowa shoots at least 50% from the field: | 108-16 | On Saturday: | 55-29 | | |
| When Iowa shoots less than 50% from the field: | 167-168 | On BTN: | 115-91 | | |
| When opponent shoots at least 50% from the field: | 16-78 | On CBS: | 6-6 | | |
| When opponent shoots less than 50% from the field: | 116-106 | On ESPN: | 16-21 | | |
| When Iowa has higher FG% than opponent: | 107-30 | On ESPN2: | 25-19 | | |
| When opponent has higher FG%: | 41-152 | On ESPNU: | 18-10 | | |
| When FG% is equal: | 2-2 | On FS1: | 25-17 | | |
| When Iowa outrebounds opponent: | 203-68 | On FOX: | 5-2 | | |
| When opponent has more rebounds: | 65-107 | On CBS SN: | 2-4 | | |
| When rebounds are equal: | 7-10 | ON NBC SN: | 2-1 | | |
| | | On truTV: | 1-1 | | |
| | | On TNT: | 0-1 | | |
| | | On Peacock: | 1-0 | | |
| When Iowa shoots at least 80% from the line: | 78-41 | Most Points, First Half: 68 vs. Alabama State, '18 | | | |
| When Iowa shoots less than 80% from the line: | 196-142 | Fewest Points, First Half: 14 vs. Indiana, '13 | | | |
| When opponent shoots at least 80% from the line: | 60-44 | Most Points Allowed, First Half: 61 at Purdue, '20 | | | |
| When opponent shoots less than 80% from the line: | 216-140 | Fewest Points Allowed, First Half: 12 vs. UNC Wilmington, '13 | | | |
| When Iowa shoots more free throws than opponent: | 222-78 | Most Points, Second Half: 70 at Michigan State, '23 | | | |
| When opponent shoots more free throws: | 39-100 | Fewest Points, Second Half: 15 vs. Northern Iowa, '14 | | | |
| When free throws attempts are equal: | 12-5 | Most Points Allowed, Second Half: 64 vs. Michigan State, '23 | | | |
| When Iowa has higher FT% than opponent: | 179-78 | Fewest Points Allowed, Second Half: 16 vs. UNI, '10 | | | |
| When opponent has higher FT%: | 92-104 | Largest Halftime Advantage: 37 vs. Arkansas-Pine Bluff, '13 | | | |
| When FT% is equal: | 3-3 | Largest Halftime Deficit: 31 vs. Purdue, '18 | | | |
| When Iowa shoots at least 50% from 3-point range: | 42-10 | | | | |
| When Iowa shoots less than 50% from 3-point range: | 231-176 | | | | |
| When opponent shoots at least 50% from 3-point range: | 10-32 | | | | |
| When opponent shoots less than 50% from 3-point range: | 265-153 | | | | |
| When Iowa has a higher 3-point FG% than opponent: | 196-54 | | | | |
| When opponent has a higher 3-point FG%: | 71-132 | | | | |
| When 3-point FG% is equal: | 1-2 | | | | |
| When Iowa has more assists than opponent: | 204-45 | | | | |
| When opponent has more assists: | 57-124 | | | | |
| When assists are equal: | 13-15 | | | | |
| When Iowa has fewer turnovers than opponent: | 182-70 | | | | |
| When opponent has fewer turnovers: | 74-96 | | | | |
| When turnovers are equal: | 19-19 | | | | |
| When Iowa has more steals than opponent: | 167-63 | | | | |
| When opponent has more steals: | 80-103 | | | | |
| When steals are equal: | 27-18 | | | | |

IOWA SUPERLATIVES UNDER McCAFFERY

TEAM

Most Points Scored

- 116 -- Savannah State (11/13/16)
- 112 -- North Carolina A&T (11/11/22)
- 112 -- Michigan State (2/25/23)
- 112 -- Northwestern (3/10/22)
- 111 -- SIU Edwardsville (11/26/10)
- 110 -- North Dakota (11/7/23)**
- 110 -- Maryland (2/10/22)
- 110 -- Savannah State (12/22/18)

Fewest Points Allowed

- 36 -- Howard (11/15/12)
- 39 -- UNC Wilmington (11/8/13)
- 39 -- Northern Iowa (12/7/10)
- 40 -- Louisiana Monroe (11/16/10)
- 41 -- Abilene Christian (11/17/13)

Field Goals Made

- 43 -- Northwestern (3/10/22)
- 42 -- Northern Illinois (12/29/23)**
- 42 -- UMBC (12/20/23)**
- 42 -- Savannah State (11/13/16)
- 42 -- Central Arkansas (12/19/11)
- 41 -- North Carolina A&T (11/11/22)
- 41 -- Northern Illinois (12/13/20)
- 40 -- North Dakota (11/7/23)**
- 40 -- Coppin State (11/15/15)
- 39 -- Nebraska (2/13/22)
- 39 -- Maryland (2/10/22)
- 39 -- Savannah State (12/22/18)
- 39 -- Kennesaw State (12/29/19)

Field Goals Attempted

- 87 -- Savannah State (11/13/16)
- 84 -- Northern Illinois (12/29/23)**
- 84 -- UMBC (12/20/23)**
- 79 -- North Carolina A&T (11/11/22)
- 79 -- Oregon (3/18/12)
- 78 -- Minnesota (12/25/20)
- 77 -- Penn State (1/31/22)
- 77 -- Nebraska (1/7/20)
- 77 -- Nebraska (1/5/17)

Field Goal Percentage (20 Made)

- .680 -- Illinois (1/20/19)
- .643 -- Maryland (2/8/15)
- .630 -- Indiana (1/29/12)
- .627 -- Michigan (2/5/15)
- .623 -- Abilene Christian (11/17/13)

3-Point Field Goals Made

- 20 -- Alabama State (11/18/21)*
- 19 -- Northwestern (3/10/22)
- 19 -- Maryland (2/10/22)
- 19 -- Savannah State (12/22/18)
- 18 -- Savannah State (11/13/16)
- 17 -- North Carolina (12/8/20)
- 17 -- Michigan State (2/25/23)

3-Point Field Goals Attempted

- 44 -- Alabama State (11/18/21)*
- 43 -- Nebraska (3/4/21)
- 43 -- Savannah State (11/13/16)
- 42 -- Savannah State (12/22/18)
- 40 -- North Carolina (12/8/20)
- 37 -- Nebraska (3/5/23)

3-Point FG Percentage (10 Made)

- .714 (15-21) Illinois (1/20/19)
- .655 (19-29) Northwestern (3/10/22)
- .632 (12-19) Wisconsin (2/18/21)
- .619 (13-21) Northern Illinois (11/17/11)
- .615 (16-26) Maryland (2/25/17)

Free Throws Made

- 39 -- Indiana (2/21/17)
- 38 -- Omaha (11/10/13)
- 35 -- NC Central (11/16/21)
- 34 -- Green Bay (11/11/18)
- 34 -- Illinois (2/28/18)
- 33 -- Illinois (1/11/18)

Free Throws Attempted

- 49 -- Omaha (11/10/13)
- 47 -- Indiana (2/21/17)
- 46 -- Arkansas State (11/17/23)**
- 45 -- Green Bay (11/11/18)
- 43 -- UM Eastern Shore (11/14/13)
- 43 -- Michigan State (1/28/14)
- 41 -- NC Central (11/16/21)
- 41 -- Illinois (2/28/18)

Free Throw Percentage (10 Made)

- 1.000 (18-18) at Michigan (1/27/24)**
- 1.000 (15-15) Illinois (3/8/20)
- 1.000 (15-15) Virginia (3/27/13)
- .933 (14-15) Purdue (12/28/16)
- .933 (14-15) Iowa State (12/9/21)
- .929 (26-28) North Florida (12/22/14)
- .926 (25-27) Rutgers (3/11/22)
- .926 (25-27) Penn State (2/28/15)

Most Rebounds

- 57 -- Western Illinois (12/3/20)
- 57 -- Md. Eastern Shore (11/14/13)
- 56 -- UNC Wilmington (11/8/13)
- 56 -- Brown (12/3/11)
- 56 -- SC State (12/19/12)
- 55 -- Minnesota (12/25/20)

Most Assists

- 34 -- Northern Illinois (12/29/17)
- 33 -- UMBC (12/20/23)**
- 33 -- Savannah State (11/13/16)
- 32 -- Central Arkansas (12/19/11)
- 31 -- Coppin State (11/15/15)
- 30 -- Nebraska (1/12/24)**
- 30 -- Savannah State (12/22/18)

Most Steals

- 19 -- SIU Edwardsville (11/26/10)
- 16 -- UMBC (12/6/14)
- 15 -- Northern Illinois (12/29/23)**
- 15 -- Indiana (1/13/22)
- 15 -- Western Michigan (11/22/21)
- 15 -- Rutgers (1/31/17)
- 14 -- Kennesaw State (12/29/19)
- 14 -- Maryland (1/19/17)
- 14 -- Marquette (11/19/15)
- 14 -- Penn (11/22/13)
- 14 -- Idaho St (12/4/10)
- 14 -- Chicago St (11/11/11)

Most Blocked Shots

- 14 -- Drake (12/19/15)*
- 13 -- Illinois (3/5/13)
- 12 -- UNC Wilmington (11/8/13)
- 12 -- Northern Illinois (11/26/14)
- 11 -- Michigan State (12/29/15)
- 10 -- Penn State (2/15/14)
- 10 -- UT-Pan American (11/9/12)

Fewest Turnovers

- 3 -- Indiana (1/30/24)**
- 3 -- Temple (3/18/16)
- 3 -- Drake (12/19/15)
- 4 -- UMBC (12/20/23)**
- 4 -- North Carolina A&T (11/11/22)
- 4 -- Illinois (12/6/21)
- 4 -- Virginia (11/29/21)
- 4 -- Michigan (1/17/16)
- 4 -- Northwestern (2/15/15)

* -- denotes school record

INDIVIDUAL

Most Points:

- 44 -- Luka Garza at Michigan (12/6/19)
- 42 -- Peter Jok vs. Memphis (11/26/16)
- 41 -- Luka Garza vs. Southern (11/27/20)
- 38 -- Luka Garza at Indiana (2/13/20)
- 37 -- Keegan Murray vs. Nebraska (2/13/22)
- 36 -- Luka Garza vs. Oregon (3/22/21)
- 35 -- Keegan Murray vs. Maryland (1/3/22)
- 35 -- Keegan Murray vs. Utah State (12/18/21)
- 35 -- Luka Garza vs. Western Illinois (12/3/20)
- 35 -- Peter Jok vs. Indiana (2/21/17)

Field Goals Made

- 17 -- Luka Garza at Michigan (12/6/19)
- 15 -- Keegan Murray vs. Nebraska (2/13/22)
- 14 -- Keegan Murray vs. Maryland (1/3/22)
- 14 -- Luka Garza vs. Oregon (3/22/21)
- 14 -- Luka Garza vs. Southern (11/27/20)
- 14 -- Luka Garza at Indiana (2/13/20)
- 13 -- Kris Murray vs. Omaha (11/21/22)
- 13 -- Keegan Murray vs. W. Illinois (12/29/21)
- 13 -- Keegan Murray vs. Utah State (12/18/21)
- 13 -- Luka Garza vs. Minnesota (1/10/21)
- 13 -- Luka Garza vs. Iowa State (12/11/20)
- 13 -- Luka Garza vs. Western Illinois (12/3/20)

13 -- Luka Garza vs. Penn State (1/4/20)

Field Goals Attempted

- 32 -- Luka Garza at Michigan (12/6/19)
- 28 -- Luka Garza vs. Penn State (2/29/20)
- 27 -- Luka Garza at Minnesota (12/25/20)
- 27 -- Kris Murray at Minnesota (2/12/23)
- 24 -- Devyn Marble vs. Wisconsin (1/5/14)
- 24 -- Peter Jok vs. Nebraska (1/5/17)

3-Point FG Made

- 10 -- Jordan Bohannon at Maryland (2/10/22)*
- 8 -- Keegan Murray vs. Indiana (3/12/22)
- 8 -- Jordan Bohannon vs. Nebraska (3/4/21)
- 8 -- Peter Jok vs. Memphis (11/26/16)
- 8 -- Jordan Bohannon vs. Maryland (2/25/17)
- 7 -- Jordan Bohannon vs. N. Carolina (12/8/20)
- 7 -- Jordan Bohannon vs. N'western (2/25/18)
- 7 -- Jordan Bohannon vs. Notre Dame (11/29/16)
- 7 -- Jordan Bohannon vs. TCU (3/19/17)
- 7 -- Devyn Marble vs. Oregon (3/18/12)
- 7 -- Matt Gatens vs. Wisconsin (2/23/12)
- 7 -- Matt Gatens vs. Indiana (2/19/12)

3-Point Field Goals Attempted

- 16 -- Jordan Bohannon at Maryland (2/10/22)
- 16 -- Jordan Bohannon vs. N. Carolina (12/8/20)
- 15 -- Jordan Bohannon at Notre Dame (12/3/16)
- 14 -- Jordan Bohannon at Syracuse (12/3/19)
- 14 -- Jordan Bohannon vs. Savannah St. (12/22/18)
- 14 -- Jordan Bohannon vs. N'western (2/25/18)
- 13 -- Kris Murray vs. Michigan (1/12/23)
- 13 -- Kris Murray vs. Nebraska (3/5/23)

Free Throws Made

- 22 -- Peter Jok vs. Indiana (2/21/17)*
- 15 -- Tony Perkins vs. Indiana (2/4/23)
- 14 -- Roy Devyn Marble vs. UNI (12/15/12)
- 14 -- Aaron White vs. Texas (11/20/14)
- 13 -- Tyler Cook vs. UAB (11/22/17)
- 13 -- Aaron White vs. Wisconsin (11/19/13)

Most Rebounds:

- 21 -- Keegan Murray vs. N.C. Central (11/16/21)
- 20 -- Kris Murray vs. Georgia Tech (11/29/22)
- 18 -- Keegan Murray vs. N'western (2/28/22)
- 18 -- Luka Garza vs. Wisconsin (1/27/20)
- 18 -- Luka Garza at Nebraska (1/7/20)
- 18 -- Adam Woodbury vs. Wisconsin (2/24/16)
- 17 -- Luka Garza at Minnesota (12/25/20)
- 17 -- Aaron White vs. Iowa State (12/13/13)

Most Assists

- 15 -- Tony Perkins vs. Nebraska (1/12/24)**
- 14 -- Jordan Bohannon vs. Minnesota (1/10/21)
- 13 -- Jordan Bohannon vs. TCU (3/19/17)
- 13 -- Connor McCaffery vs. Ohio State (2/16/23)
- 12 -- Brock Harding vs. UMBC (12/20/23)**
- 12 -- Mike Gesell vs. Minnesota (2/14/16)
- 12 -- Mike Gesell vs. Coppin State (11/15/15)
- 11 -- Joe Toussaint vs. Alabama St (11/18/21)
- 11 -- Jordan Bohannon vs. Wisconsin (1/23/18)
- 11 -- Jordan Bohannon vs. South Dakota (3/15/17)
- 11 -- Mike Gesell vs. Michigan (3/5/16)
- 11 -- Devyn Marble vs. Wisconsin (2/22/14)
- 11 -- Bryce Cartwright vs. Dayton (3/13/12)

Most Steals

- 7 -- Eric May vs. SIUE (11/26/10)
- 6 -- Joe Toussaint at Maryland (1/7/21)
- 6 -- Jordan Bohannon vs. Pitt (11/27/18)
- 6 -- Roy Devyn Marble vs. Penn (11/22/13)
- 6 -- Eric May at Wake Forest (11/30/10)
- 6 -- Joe Toussaint vs. Kennesaw St (12/29/19)
- 5 -- Nicholas Baer vs. Drake (12/16/17)
- 5 -- Isaiah Moss vs. Indiana (3/9/17)
- 5 -- Jarryd Cole at Mich St (3/2/11)
- 5 -- Matt Gatens vs. Idaho St (12/4/10)
- 5 -- Aaron White vs. North Florida (12/22/14)
- 5 -- Mike Gesell at Penn State (2/28/15)
- 5 -- Filip Rebraca vs. Eastern Illinois (12/21/22)
- 5 -- Patrick McCaffery at Purdue (2/9/23)

Most Blocks

- 7 -- Melsahn Basabe vs. Iowa St (12/10/10)
- 7 -- Gabriel Olaseni vs. Illinois (3/5/13)
- 6 -- Nicholas Baer at Nebraska (1/5/17)
- 6 -- Jarrod Uthoff vs. Minnesota (2/14/16)
- 6 -- Jarrod Uthoff vs. Michigan State (12/29/15)
- 6 -- Nicholas Baer vs. Drake (12/19/15)
- 6 -- Melsahn Basabe vs. Ohio State (1/4/11)



1 IOWA 110, NORTH DAKOTA 68
Nov. 7, 2023 | Iowa City, Iowa | Carver-Hawkeye Arena

2 IOWA 98, ALABAMA STATE 67
Nov. 10, 2023 | Iowa City, Iowa | Carver-Hawkeye Arena



Official Basketball Box Score - Final
North Dakota at Iowa
11/07/23 Carver-Hawkeye Arena, Iowa City, Iowa
2023-24 Men's Basketball

Game Time: 7:01 PM
Game Duration: 1:45
Attendance: 6,653

Officials: Earl Watson, Mason Siler, Amy Bonner

| NO. Name | Min | FG | | | 3P | | | FT | | | Rebounds | | Fouls | | TP | AS | TO | ST | Blocks | | | +/- | |
|-----------------------|-------|-------|------|-------|-----|-----|-----|----|----|----|----------|----|-------|----|----|-----|----|----|--------|---|---|-----|-----|
| | | M-A | M-A | M-A | M-A | M-A | M-A | OR | DR | PF | FD | BS | BA | BB | | | | | | | | | |
| 5 Deng Mayar | 23:28 | 2-6 | 0-1 | 2-3 | 2 | 5 | 7 | 2 | 4 | 6 | 0 | 4 | 0 | 4 | 0 | 1 | 1 | 0 | 0 | 0 | 0 | 0 | -27 |
| 10 Tsoine Tsantsidze | 26:43 | 2-4 | 0-2 | 5-6 | 4 | 2 | 6 | 3 | 3 | 9 | 1 | 3 | 1 | 3 | 1 | 1 | 0 | 0 | 0 | 0 | 0 | -29 | |
| 20 B.J. Omat | 32:40 | 10-21 | 2-8 | 2-3 | 1 | 5 | 6 | 2 | 3 | 24 | 2 | 1 | 0 | 0 | 0 | 0 | 0 | 0 | 0 | 0 | 0 | -27 | |
| 2 Eli King | 25:30 | 1-9 | 0-4 | 0-0 | 0 | 3 | 3 | 4 | 0 | 2 | 4 | 4 | 1 | 0 | 0 | 1 | 0 | 0 | 0 | 0 | 0 | -23 | |
| 52 Treysan Egglestaff | 20:52 | 3-7 | 1-3 | 0-0 | 1 | 1 | 2 | 1 | 1 | 7 | 0 | 2 | 1 | 1 | 0 | 0 | 0 | 0 | 0 | 0 | 0 | -31 | |
| 15 Brady Danielson | 18:04 | 3-6 | 1-3 | 0-0 | 1 | 3 | 4 | 1 | 2 | 7 | 1 | 0 | 1 | 0 | 0 | 0 | 0 | 0 | 0 | 0 | 0 | -8 | |
| 1 Elijah Brooks | 19:56 | 3-6 | 0-1 | 1-4 | 0 | 0 | 0 | 4 | 3 | 7 | 0 | 1 | 0 | 0 | 0 | 0 | 0 | 0 | 0 | 0 | 0 | -21 | |
| 3 Amar Kukuljovic | 17:56 | 3-5 | 0-1 | 0-1 | 1 | 6 | 7 | 1 | 1 | 6 | 0 | 2 | 0 | 0 | 0 | 0 | 0 | 0 | 0 | 0 | 0 | -22 | |
| 21 Mambourou Mara | 12:54 | 0-3 | 0-2 | 0-0 | 1 | 1 | 2 | 0 | 1 | 0 | 1 | 1 | 1 | 0 | 0 | 0 | 0 | 0 | 0 | 0 | 0 | -19 | |
| 11 Daniel Hong | 01:57 | 0-0 | 0-0 | 0-0 | 0 | 0 | 0 | 0 | 0 | 0 | 0 | 0 | 0 | 0 | 0 | 0 | 0 | 0 | 0 | 0 | 0 | -4 | |
| Team | | | | | 1 | 0 | 1 | | | 0 | 1 | | | 0 | 1 | | | | | | | | |
| Totals | | 27:67 | 4:25 | 10:17 | 12 | 26 | 38 | 19 | 18 | 68 | 9 | 19 | 5 | 3 | 2 | -42 | | | | | | | |

Record: 0-1

Shooting By Period

| | | |
|---------|-------|-------|
| 1st FG% | 14-33 | 42.4% |
| 3PT% | 3-12 | 25.0% |
| FT% | 1-1 | 100% |
| 2nd FG% | 13-34 | 38.2% |
| 3PT% | 1-13 | 7.7% |
| FT% | 9-16 | 56.3% |
| GM FG% | 27-67 | 40.3% |
| 3PT% | 4-25 | 16.0% |
| FT% | 10-17 | 58.8% |

Dead Ball Rebounds: 2, 0

Record: 1-0

Shooting By Period

| | | |
|---------|-------|-------|
| 1st FG% | 19-41 | 46.3% |
| 3PT% | 8-16 | 50.0% |
| FT% | 10-12 | 83.3% |
| 2nd FG% | 21-34 | 61.8% |
| 3PT% | 4-8 | 50.0% |
| FT% | 8-8 | 100% |
| GM FG% | 40-75 | 53.3% |
| 3PT% | 12-24 | 50.0% |
| FT% | 18-20 | 90.0% |

Dead Ball Rebounds: 0, 0

Technical Fouls: NONE

| | | |
|---------------------------|-----|------|
| Points from Turnovers | UND | IOWA |
| Points from Paint | 6 | 31 |
| Points from Second Chance | 10 | 12 |
| Points from Fast Breaks | 3 | 27 |
| Points from Bench | 20 | 38 |

Period by Period Scoring

| | | |
|------|-----|-----|
| 1st | 2nd | TOT |
| UND | 32 | 36 |
| IOWA | 56 | 54 |

Biggest lead: 0 (1st 20:00), 44 (2nd 1:17)

Best Scoring Run: 7 (2nd 8:48), 11 (2nd 12:22)

Lead Changes: 0

Times Tied: 0

Time with Lead: 00:00, 39:12



Official Basketball Box Score - Final
Alabama St. at Iowa
11/10/23 Carver-Hawkeye Arena, Iowa City, Iowa
2023-24 Men's Basketball

Game Time: 7:00 PM
Game Duration: 1:58
Attendance: 8,814

Officials: D.J. Carstensen, Rob Kueneman, Tariq Lucas

Record: 0-2

Shooting By Period

| | | |
|---------|-------|-------|
| 1st FG% | 14-33 | 42.4% |
| 3PT% | 6-15 | 40.0% |
| FT% | 3-3 | 100% |
| 2nd FG% | 9-32 | 28.1% |
| 3PT% | 0-7 | 0.0% |
| FT% | 12-17 | 70.6% |
| GM FG% | 23-65 | 35.4% |
| 3PT% | 6-22 | 27.3% |
| FT% | 15-20 | 75.0% |

Dead Ball Rebounds: 2, 0

Record: 2-0

Shooting By Period

| | | |
|---------|-------|-------|
| 1st FG% | 16-34 | 47.1% |
| 3PT% | 4-12 | 33.3% |
| FT% | 13-17 | 76.5% |
| 2nd FG% | 17-38 | 44.7% |
| 3PT% | 5-17 | 29.4% |
| FT% | 10-18 | 55.6% |
| GM FG% | 33-72 | 45.8% |
| 3PT% | 9-29 | 31.0% |
| FT% | 23-35 | 65.7% |

Dead Ball Rebounds: 2, 0

Technical Fouls: NONE

| | | |
|---------------------------|-----|------|
| Points from Turnovers | ASU | IOWA |
| Points from Paint | 5 | 20 |
| Points from Second Chance | 25 | 48 |
| Points from Fast Breaks | 11 | 27 |
| Points from Bench | 26 | 32 |

Period by Period Scoring

| | | |
|------|-----|-----|
| 1st | 2nd | TOT |
| ASU | 37 | 30 |
| IOWA | 49 | 49 |

Biggest lead: 1 (1st 8:39), 31 (2nd 0:50)

Best Scoring Run: 5 (1st 17:13), 9 (1st 0:02)

Lead Changes: 2

Times Tied: 2

Time with Lead: 00:24, 39:17

3 #8 CREIGHTON 92, IOWA 84
Nov. 14, 2023 | Omaha, Neb. | CHI Health Center

4 IOWA 88, ARKANSAS STATE 74
Nov. 23, 2023 | Iowa City, Iowa | Carver-Hawkeye Arena



Official Basketball Box Score - Final
Iowa at #8 Creighton
11/14/23 CHI Health Center Omaha, Omaha, Neb.
2023-24 Creighton Men's Basketball

Game Time: 9:00 PM
Game Duration: 1:55
Attendance: 17,352

Officials: Earl Walton, Rob Riley, Courtney Green

Record: 2-1

Shooting By Period

| | | |
|---------|-------|-------|
| 1st FG% | 17-35 | 48.6% |
| 3PT% | 3-7 | 42.9% |
| FT% | 6-6 | 100% |
| 2nd FG% | 17-33 | 51.5% |
| 3PT% | 3-7 | 42.9% |
| FT% | 4-8 | 50% |
| GM FG% | 34-68 | 50.0% |
| 3PT% | 6-14 | 42.9% |
| FT% | 10-14 | 71.4% |

Dead Ball Rebounds: 1, 0

Record: 3-0

Shooting By Period

| | | |
|---------|-------|-------|
| 1st FG% | 15-35 | 42.9% |
| 3PT% | 5-18 | 27.8% |
| FT% | 8-11 | 72.7% |
| 2nd FG% | 17-27 | 63.0% |
| 3PT% | 5-11 | 45.5% |
| FT% | 11-13 | 76.9% |
| GM FG% | 32-62 | 51.6% |
| 3PT% | 10-29 | 34.5% |
| FT% | 18-24 | 75.0% |

Dead Ball Rebounds: 5, 0

Technical Fouls: NONE

| | | |
|---------------------------|------|------|
| Points from Turnovers | IOWA | CREI |
| Points from Paint | 13 | 42 |
| Points from Second Chance | 24 | 42 |
| Points from Fast Breaks | 5 | 19 |
| Points from Bench | 18 | 32 |

Period by Period Scoring

| | | |
|------|-----|-----|
| 1st | 2nd | TOT |
| IOWA | 43 | 41 |
| CREI | 43 | 49 |

Biggest lead: 7 (1st 12:19), 17 (2nd 9:17)

Best Scoring Run: 7 (2nd 7:54), 9 (2nd 10:14)

Lead Changes: 14

Times Tied: 8

Time with Lead: 12:12, 23:40

Game Notes: *TPOF Games * Creighton ranked 8th in AP poll, 7th in USA Today Coaches poll * 17,352 is a school *



Official Basketball Box Score - Final
Arkansas St. at Iowa
11/23/23 Carver-Hawkeye Arena, Iowa City, Iowa
2023-24 Men's Basketball

Game Time: 7:00 PM
Game Duration: 2:01
Attendance: 9,338

Officials: Josh White, Bill Ek, Edwin Young

Record: 1-3

Shooting By Period

| | | |
|---------|-------|-------|
| 1st FG% | 14-37 | 37.8% |
| 3PT% | 6-13 | 46.2% |
| FT% | 5-7 | 71.4% |
| 2nd FG% | 14-31 | 45.2% |
| 3PT% | 4-11 | 36.4% |
| FT% | 3-10 | 30% |
| GM FG% | 28-68 | 41.2% |
| 3PT% | 10-24 | 41.7% |
| FT% | 8-17 | 47.1% |

Dead Ball Rebounds: 5, 0

Record: 3-1

Shooting By Period

| | | |
|---------|-------|-------|
| 1st FG% | 15-29 | 51.7% |
| 3PT% | 1-6 | 16.7% |
| FT% | 18-23 | 78.3% |
| 2nd FG% | 12-29 | 41.4% |
| 3PT% | 1-6 | 16.7% |
| FT% | 14-23 | 60.9% |
| GM FG% | 27-58 | 46.6% |
| 3PT% | 2-12 | 16.7% |
| FT% | 32-46 | 69.6% |

Dead Ball Rebounds: 6, 0

Technical Fouls: NONE

| | | |
|---------------------------|-----|------|
| Points from Turnovers | ASU | IOWA |
| Points from Paint | 4 | 17 |
| Points from Second Chance | 34 | 44 |
| Points from Fast Breaks | 8 | 21 |
| Points from Bench | 23 | 18 |

Period by Period Scoring

| | | |
|------|-----|-----|
| 1st | 2nd | TOT |
| ASU | 39 | 35 |
| IOWA | 49 | 39 |

Biggest lead: 0 (1st 20:00), 16 (2nd 18:21)

Best Scoring Run: 6 (1st 4:54), 14 (2nd 18:21)

Lead Changes: 0

Times Tied: 1

Time with Lead: 00:00, 39:22



5 OKLAHOMA 79, IOWA 67

Nov. 23, 2023 | La Jolla, Calif. | LionTree Arena

Official Basketball Box Score - Final
Oklaoma at Iowa
 11/23/23 LionTree Arena, La Jolla
 2023-24 Men's Basketball
 Game Time: 12:00 PM
 Game Duration: 2:08
 Attendance: 3,500
 Officials: Gerry Pollard, DJ Carstensen, Brooks Wells

| NO. Name | Min | FG | | 3P | | FT | | Rebounds | | Fouls | | TP | AS | TO | ST | Blocks | | +/- |
|----------------------|-------|-------|------|-------|------|-------|-------|----------|----|-------|----|----|----|----|----|--------|----|-----|
| | | M/A | M/A | M/A | M/A | OR | DR | OR | DR | PF | FD | | | | | BS | BA | |
| 10 Sam Godwin | 19:45 | 5-7 | 0-0 | 1-2 | 3-2 | 5-5 | 1-3 | 11 | 0 | 1 | 0 | 1 | 1 | 1 | 4 | | | |
| 14 Jalon Moore | 25:42 | 6-7 | 1-1 | 5-5 | 2-3 | 5-5 | 3-5 | 18 | 0 | 1 | 1 | 2 | 0 | 1 | 4 | | | |
| 2 Javian McCollum | 34:27 | 6-11 | 2-5 | 0-0 | 1-1 | 0-0 | 0-0 | 14 | 3 | 3 | 0 | 0 | 0 | 0 | 13 | | | |
| 3 Otega Oweh | 31:33 | 6-10 | 0-0 | 1-2 | 0-4 | 4-4 | 3-3 | 13 | 0 | 1 | 4 | 0 | 1 | 9 | | | | |
| 12 Milos Uzan | 32:17 | 2-7 | 0-3 | 0-0 | 0-5 | 3-3 | 1-1 | 4 | 9 | 0 | 0 | 0 | 0 | 0 | 4 | | | |
| 0 Le'Tre Darthard | 19:00 | 1-8 | 0-5 | 2-2 | 0-0 | 0-0 | 1-1 | 4 | 9 | 0 | 2 | 1 | 0 | 0 | 1 | | | |
| 1 John Hugley IV | 17:23 | 3-6 | 0-1 | 2-2 | 1-3 | 4-4 | 1-1 | 8 | 2 | 0 | 0 | 1 | 0 | 1 | 8 | | | |
| 5 Rivaldo Soares | 16:36 | 2-7 | 1-4 | 0-0 | 0-4 | 4-4 | 0-0 | 2 | 1 | 0 | 0 | 1 | 0 | 1 | 10 | | | |
| 45 Luke Northweather | 03:17 | 0-1 | 0-1 | 2-2 | 0-0 | 0-0 | 0-1 | 2 | 0 | 0 | 0 | 1 | 0 | 0 | 4 | | | |
| Team | | | | | | | | 3 | 4 | 7 | | | | | | | | |
| Totals | | 31-64 | 4-20 | 13-15 | 9-26 | 35-35 | 15-15 | 79 | 15 | 8 | 8 | 4 | 4 | 12 | | | | |

Record: 5-0

Shooting By Period
 1st FG% 15-35 42.9%
 3PT% 2-12 16.7%
 FT% 4-4 100%
 2nd FG% 16-29 55.2%
 3PT% 2-8 25.0%
 FT% 9-11 81.8%
 GM FG% 31-64 48.4%
 3PT% 4-20 20.0%
 FT% 13-15 86.7%
 Dead Ball Rebounds: 0-0

Technical Fouls: NONE

| NO. Name | Min | FG | | 3P | | FT | | Rebounds | | Fouls | | TP | AS | TO | ST | Blocks | | +/- |
|----------------------|-------|-------|------|-------|-------|-------|-------|----------|----|-------|----|----|----|-----|-----|--------|----|-----|
| | | M/A | M/A | M/A | M/A | OR | DR | OR | DR | PF | FD | | | | | BS | BA | |
| 22 Patrick McCaffery | 23:30 | 1-7 | 0-3 | 0-0 | 0-3 | 3-3 | 0-0 | 2 | 0 | 1 | 0 | 0 | 0 | 2 | -13 | | | |
| 23 Ben Krikke | 28:24 | 4-9 | 0-0 | 3-3 | 1-2 | 3-3 | 4-4 | 11 | 1 | 1 | 0 | 0 | 0 | 0 | -17 | | | |
| 5 Dasonte Bowen | 24:09 | 3-8 | 0-1 | 1-2 | 3-0 | 3-3 | 2-7 | 7 | 1 | 2 | 1 | 0 | 0 | 0 | -13 | | | |
| 20 Payton Sandfort | 21:42 | 1-10 | 0-4 | 4-6 | 4-7 | 2-6 | 1-3 | 6 | 2 | 2 | 0 | 0 | 2 | -14 | | | | |
| 32 Owen Freeman | 24:36 | 5-10 | 0-5 | 2-2 | 3-4 | 7-7 | 2-2 | 12 | 1 | 2 | 1 | 0 | 0 | -13 | | | | |
| 20 Payton Sandfort | 19:26 | 5-10 | 0-0 | 3-3 | 4-2 | 6-6 | 3-2 | 19 | 0 | 2 | 1 | 3 | 0 | 2 | | | | |
| 4 Josh Dix | 15:51 | 1-3 | 1-2 | 0-0 | 0-0 | 0-0 | 0-0 | 3 | 1 | 0 | 0 | 0 | 0 | 1 | | | | |
| 2 Brock Harding | 15:22 | 2-4 | 2-3 | 0-0 | 0-2 | 2-1 | 0-0 | 6 | 2 | 0 | 1 | 0 | 0 | 0 | 1 | | | |
| 24 Pryce Sandfort | 15:22 | 2-5 | 1-4 | 0-0 | 3-3 | 3-3 | 1-0 | 5 | 1 | 0 | 0 | 0 | 0 | 1 | | | | |
| 13 Ladji Dembele | 11:36 | 0-1 | 0-1 | 2-2 | 1-2 | 3-3 | 1-1 | 2 | 1 | 3 | 0 | 1 | 0 | 0 | 5 | | | |
| Team | | | | | | | | 3 | 4 | 7 | | | | | | | | |
| Totals | | 24-67 | 4-23 | 15-18 | 18-26 | 44-44 | 15-15 | 67 | 10 | 14 | 4 | 4 | 4 | 12 | | | | |

| Biggest lead | OKA | | Points from Turnovers | IOWA | | Period by Period Scoring | | | |
|------------------|---------------|--------------|-----------------------|------|-----|--------------------------|----|----|----|
| | 1st | 2nd | | 1st | 2nd | TOT | | | |
| Best Scoring Run | 7 (1st 11:18) | 7 (2nd 2:22) | Paint | 46 | 34 | OKA | 36 | 43 | 79 |
| Lead Changes | 0 | | Second Chance | 8 | 13 | IOWA | 24 | 43 | 67 |
| Times Tied | 1 | | Fast Breaks | 15 | 5 | | | | |
| Time with Lead | 39:28 | 00:00 | Bench | 19 | 29 | | | | |

7 IOWA 103, NORTH FLORIDA 78

Nov. 29, 2023 | Iowa City, Iowa | Carver-Hawkeye Arena

Official Basketball Box Score - Final
North Florida at Iowa
 11/29/23 Carver-Hawkeye Arena, Iowa City, Iowa
 2023-24 Men's Basketball
 Game Time: 8:00 PM
 Game Duration: 1:48
 Attendance: 8,641
 Officials: Kelly Plester, Tim Corcor, Shane Stages

Record: 4-4

Shooting By Period
 1st FG% 16-33 48.5%
 3PT% 7-16 43.8%
 FT% 4-6 66.7%
 2nd FG% 14-33 42.4%
 3PT% 5-15 33.3%
 FT% 2-3 66.7%
 GM FG% 30-66 45.5%
 3PT% 12-31 38.7%
 FT% 6-9 66.7%
 Dead Ball Rebounds: 1-0

Technical Fouls: NONE

Record: 5-2

Shooting By Period
 1st FG% 17-31 54.8%
 3PT% 4-5 80.0%
 FT% 9-12 75%
 2nd FG% 19-30 63.3%
 3PT% 4-9 44.4%
 FT% 14-14 100%
 GM FG% 36-61 59.0%
 3PT% 9-14 64.3%
 FT% 23-26 88.5%
 Dead Ball Rebounds: 1-0

Technical Fouls: NONE

| Biggest lead | UNF | | Points from Turnovers | IOWA | | Period by Period Scoring | | | |
|------------------|--------------|---------------|-----------------------|------|-----|--------------------------|----|----|-----|
| | 1st | 2nd | | 1st | 2nd | TOT | | | |
| Best Scoring Run | 9 (1st 8:52) | 12 (1st 5:40) | Paint | 34 | 46 | UNF | 43 | 35 | 78 |
| Lead Changes | 9 | | Second Chance | 6 | 10 | IOWA | 47 | 56 | 103 |
| Times Tied | 1 | | Fast Breaks | 7 | 20 | | | | |
| Time with Lead | 02:33 | 36:04 | Bench | 34 | 26 | | | | |

6 IOWA 85, SETON HALL 72

Nov. 24, 2023 | La Jolla, Calif. | LionTree Arena

Official Basketball Box Score - Final
Seton Hall at Iowa
 11/24/23 LionTree Arena, La Jolla
 2023-24 Men's Basketball
 Game Time: 3:00 PM
 Game Duration: 2:06
 Attendance: 3,912
 Officials: Gerry Pollard, Randy McCall, Nathan Farnell

Record: 4-2

Shooting By Period
 1st FG% 10-34 29.4%
 3PT% 0-10 0.0%
 FT% 4-4 100%
 2nd FG% 14-33 42.4%
 3PT% 4-13 30.8%
 FT% 11-14 78.6%
 GM FG% 24-67 35.8%
 3PT% 4-23 17.4%
 FT% 15-18 83.3%
 Dead Ball Rebounds: 2-0

Technical Fouls: NONE

Record: 4-2

Shooting By Period
 1st FG% 18-30 60.0%
 3PT% 3-9 33.3%
 FT% 5-5 100%
 2nd FG% 13-25 52.0%
 3PT% 4-10 40.0%
 FT% 11-14 78.6%
 GM FG% 31-55 56.4%
 3PT% 7-19 36.8%
 FT% 16-19 84.2%
 Dead Ball Rebounds: 2-0

Technical Fouls: NONE

| Biggest lead | HALL | | Points from Turnovers | IOWA | | Period by Period Scoring | | | |
|------------------|----------------|---------------|-----------------------|------|-----|--------------------------|----|----|----|
| | 1st | 2nd | | 1st | 2nd | TOT | | | |
| Best Scoring Run | 10 (2nd 15:58) | 8 (1st 15:06) | Paint | 38 | 40 | HALL | 33 | 39 | 72 |
| Lead Changes | 1 | | Second Chance | 17 | 2 | IOWA | 44 | 41 | 85 |
| Times Tied | 1 | | Fast Breaks | 7 | 14 | | | | |
| Time with Lead | 00:51 | 37:43 | Bench | 10 | 17 | | | | |

8 #4 PURDUE 87, IOWA 68

Dec. 4, 2023 | West Lafayette, Ind. | Mackey Arena

Official Basketball Box Score - Final
Iowa at Purdue
 12/04/23 Mackey Arena, West Lafayette
 2023-24 Men's Basketball
 Game Time: 7:00 PM
 Game Duration: 1:47
 Attendance: 14,876
 Officials: DJ Carstensen, James Breeding, Eric Curry

Record: 5-3 (0-1)

Shooting By Period
 1st FG% 16-33 48.5%
 3PT% 1-9 11.1%
 FT% 3-3 100%
 2nd FG% 15-33 45.5%
 3PT% 5-9 55.6%
 FT% 9-14 64.3%
 GM FG% 25-65 38.5%
 3PT% 6-18 33.3%
 FT% 12-17 70.6%
 Dead Ball Rebounds: 3-1

Technical Fouls: Bench 1st 11:28

Record: 8-1 (1-1)

Shooting By Period
 1st FG% 16-33 48.5%
 3PT% 6-17 35.3%
 FT% 7-9 77.8%
 2nd FG% 18-32 56.3%
 3PT% 2-8 25.0%
 FT% 4-7 57.1%
 GM FG% 34-65 52.3%
 3PT% 8-25 32.0%
 FT% 11-16 68.8%
 Dead Ball Rebounds: 0-1

Technical Fouls: NONE

| Biggest lead | IOW | | Points from Turnovers | PUR | | Period by Period Scoring | | | |
|------------------|--------------|---------------|-----------------------|-----|-----|--------------------------|----|----|----|
| | 1st | 2nd | | 1st | 2nd | TOT | | | |
| Best Scoring Run | 8 (2nd 5:04) | 10 (1st 9:18) | Paint | 34 | 50 | IOW | 24 | 44 | 68 |
| Lead Changes | 0 | | Second Chance | 15 | 17 | PUR | 45 | 42 | 87 |
| Times Tied | 1 | | Fast Breaks | 10 | 37 | | | | |
| Time with Lead | 00:00 | 38:51 | Bench | 20 | 21 | | | | |



2023-24 IOWA MEN'S BASKETBALL \ \ BOX SCORES

@IOWAKHOOPS

9 IOWA STATE 90, IOWA 65

Dec. 7, 2023 | Ames, Iowa | Hilton Coliseum

Official Basketball Box Score - Final
Iowa at Iowa State
12/07/23 James H. Hilton Coliseum, Ames, Iowa
2023-24 Men's Basketball
Game Time: 6:32 PM
Game Duration: 1:59
Attendance: 14,267
Officials: Keith Kimble, Paul Szec, Bret Smith

| NO. Name | Min | FG | | 3P | | FT | | Rebounds | | Fouls | | TP | AS | TO | ST | Blocks | | +/- |
|----------------------|---------|-------|------|-------|-------|-------|-------|----------|-----|-------|-----|----|----|----|----|--------|----|-----|
| | | M | A | M | A | M | A | OR | DR | PF | FD | | | | | BS | BA | |
| 22 Patrick McCaffery | F 16:50 | 0-3 | 0-2 | 0-0 | 0-1 | 0-0 | 0-0 | 0-0 | 0-0 | 0-0 | 0-0 | 0 | 0 | 0 | 0 | 0 | 0 | -25 |
| 22 Ben Krikke | F 27:47 | 4-8 | 0-1 | 0-0 | 1-2 | 3-1 | 1-0 | 8 | 0 | 0 | 0 | 0 | 0 | 0 | 0 | 0 | 0 | -32 |
| 4 Josh Dix | G 11:52 | 2-3 | 1-2 | 0-0 | 0-0 | 0-0 | 0-0 | 5 | 2 | 2 | 1 | 0 | 0 | 0 | 0 | 0 | 0 | -5 |
| 11 Tony Perkins | G 22:14 | 2-7 | 1-2 | 1-2 | 0-1 | 3-1 | 1-1 | 6 | 2 | 3 | 1 | 0 | 0 | 0 | 0 | 0 | 0 | -23 |
| 20 Payton Sandfort | G 31:20 | 4-9 | 4-9 | 2-3 | 1-5 | 6-3 | 1-4 | 3 | 2 | 2 | 0 | 0 | 0 | 0 | 0 | 0 | 0 | -21 |
| 5 Dasonte Bowen | 20:46 | 3-8 | 0-1 | 7-7 | 1-1 | 2-4 | 4-4 | 13 | 4 | 1 | 1 | 0 | 0 | 0 | 0 | 0 | 0 | -2 |
| 32 Owen Freeman | 19:02 | 5-6 | 0-0 | 1-2 | 4-4 | 8-3 | 11-0 | 4 | 1 | 3 | 0 | 0 | 0 | 0 | 0 | 0 | 0 | -15 |
| 2 Brock Harding | 22:37 | 1-6 | 1-4 | 2-2 | 0-2 | 2-2 | 4-2 | 5 | 3 | 3 | 2 | 0 | 0 | 0 | 0 | 0 | 0 | -16 |
| 13 Ladi Dembele | 13:29 | 0-3 | 0-2 | 0-0 | 0-1 | 1-0 | 2-0 | 0 | 0 | 0 | 0 | 0 | 0 | 0 | 0 | 0 | 0 | -1 |
| 24 Pryce Sandfort | 08:40 | 1-4 | 1-3 | 0-0 | 0-1 | 1-0 | 0-0 | 3 | 0 | 2 | 0 | 0 | 0 | 0 | 0 | 0 | 0 | -4 |
| 0 Even Brauns | 05:23 | 0-0 | 0-0 | 0-0 | 1-2 | 3-1 | 1-0 | 0 | 0 | 1 | 0 | 0 | 0 | 0 | 0 | 0 | 0 | 0 |
| Team | | | | | | | | 2 | 3 | 5 | 0 | 0 | 0 | 0 | 0 | 0 | 0 | -3 |
| Totals | | 22:57 | 6-26 | 13-16 | 10-23 | 33-21 | 13-65 | 14 | 19 | 9 | 3 | 6 | 3 | 0 | 0 | 0 | 0 | 0 |

Technical Fouls: NONE

Official Basketball Box Score - Final
Iowa State at Iowa
12/07/23 James H. Hilton Coliseum, Ames, Iowa
2023-24 Men's Basketball
Game Time: 6:32 PM
Game Duration: 1:59
Attendance: 14,267
Officials: Keith Kimble, Paul Szec, Bret Smith

| NO. Name | Min | FG | | 3P | | FT | | Rebounds | | Fouls | | TP | AS | TO | ST | Blocks | | +/- |
|----------------------|---------|-------|------|-------|-------|-------|-------|----------|----|-------|----|----|----|----|----|--------|----|-----|
| | | M | A | M | A | M | A | OR | DR | PF | FD | | | | | BS | BA | |
| 0 Tre King | F 26:51 | 8-11 | 0-0 | 1-1 | 4-5 | 2-1 | 17-1 | 1 | 0 | 1 | 2 | 1 | 18 | | | | | |
| 12 Robert Jones | F 27:52 | 6-6 | 0-0 | 6-10 | 4-2 | 6-1 | 16-18 | 2 | 0 | 2 | 1 | 0 | 26 | | | | | |
| 22 Milan Momiclovic | F 26:54 | 3-10 | 2-4 | 0-0 | 1-2 | 3-4 | 1-8 | 0 | 3 | 0 | 1 | 0 | 18 | | | | | |
| 3 Tamin Lipsey | G 33:45 | 3-7 | 2-5 | 3-4 | 1-6 | 7-2 | 4-11 | 6 | 5 | 4 | 0 | 0 | 23 | | | | | |
| 10 Keshon Gilbert | G 36:06 | 8-16 | 3-3 | 6-8 | 1-4 | 5-2 | 27-25 | 6 | 3 | 3 | 0 | 1 | 23 | | | | | |
| 4 Demarion Watson | 04:25 | 0-0 | 0-0 | 0-0 | 1-1 | 1-0 | 0-0 | 0 | 0 | 0 | 0 | 0 | 0 | 0 | 0 | 0 | 0 | -2 |
| 5 Curtis Jones | 14:37 | 2-5 | 0-2 | 0-1 | 4-4 | 1-1 | 4-1 | 1 | 1 | 1 | 1 | 1 | 10 | | | | | |
| 1 Jackson Paveletzke | 27:30 | 2-5 | 1-3 | 2-2 | 1-4 | 5-0 | 1-7 | 3 | 0 | 1 | 0 | 0 | 9 | | | | | |
| Team | | | | | | | | 0 | 0 | 0 | 0 | 0 | 0 | 0 | 0 | 0 | 0 | 0 |
| Totals | | 32:60 | 8-17 | 18-26 | 10-26 | 36-13 | 21-90 | 19 | 12 | 12 | 6 | 3 | 25 | | | | | |

Technical Fouls: NONE

| Biggest lead | IOWA | | ISU | |
|---------------------------|------|------------------------|-----|-----|
| | 1st | 2nd | 1st | 2nd |
| 1 (1 st 18:31) | 32 | (2 nd 3:53) | 9 | 25 |

| Points from Turnovers | IOWA | | ISU | |
|-----------------------|------|-----|-----|-----|
| | 1st | 2nd | 1st | 2nd |
| Paint | 18 | 46 | 11 | 17 |
| Second Chance | 13 | 10 | 13 | 10 |
| Fast Breaks | 32 | 10 | 47 | 43 |
| Bench | 32 | 11 | 47 | 43 |

Period by Period Scoring

| | IOWA | | ISU | |
|-----|------|-----|-----|-----|
| | 1st | 2nd | 1st | 2nd |
| TOT | 29 | 36 | 65 | 90 |

Game Notes: Flagrant 1: IOWA #2 Harding (14:21, 2nd); IOWA #2 Harding (6:30, 2nd) *

10 MICHIGAN 90, IOWA 80

Dec. 10, 2023 | Iowa City, Iowa | Carver-Hawkeye Arena

Official Basketball Box Score - Final
Michigan at Iowa
12/10/23 Carver-Hawkeye Arena, Iowa City, Iowa
2023-24 Men's Basketball
Game Time: 3:30 PM
Game Duration: 2:04
Attendance: 10,000
Officials: Jeffrey Anderson, Terry Oglesby, Doug Simons

| NO. Name | Min | FG | | 3P | | FT | | Rebounds | | Fouls | | TP | AS | TO | ST | Blocks | | +/- |
|--------------------------|---------|-------|------|-------|-------|-----|------|----------|----|-------|----|----|----|----|----|--------|----|-----|
| | | M | A | M | A | M | A | OR | DR | PF | FD | | | | | BS | BA | |
| 5 Terrance Williams II | F 33:28 | 5-9 | 3-6 | 0-0 | 4-1 | 5-1 | 1-0 | 13 | 3 | 2 | 1 | 0 | 1 | 10 | | | | |
| 13 Olivier Nkamhoua | F 30:08 | 5-11 | 2-3 | 0-0 | 1-9 | 1-0 | 3-0 | 12 | 2 | 3 | 1 | 1 | 9 | | | | | |
| 32 Tarris Reed Jr. | F 25:40 | 7-10 | 0-0 | 5-7 | 4-2 | 6-2 | 4-19 | 0 | 2 | 0 | 3 | 0 | 11 | | | | | |
| 0 Dug McDaniell | G 35:21 | 4-12 | 1-5 | 2-2 | 1-4 | 5-3 | 2-11 | 7 | 2 | 2 | 0 | 0 | 15 | | | | | |
| 4 Nimar Burnett | G 32:24 | 4-11 | 2-8 | 4-5 | 1-2 | 3-2 | 3-14 | 4 | 1 | 1 | 1 | 1 | 15 | | | | | |
| 2 Tray Jackson | 15:42 | 1-1 | 0-0 | 6-6 | 0-1 | 1-3 | 2-8 | 0 | 1 | 0 | 0 | 0 | 9 | | | | | |
| 42 Will Tschetter | 20:19 | 3-6 | 1-2 | 3-4 | 0-6 | 6-2 | 2-2 | 10 | 1 | 0 | 0 | 0 | 12 | | | | | |
| 24 Youssef Khayat | 01:48 | 0-0 | 0-0 | 2-2 | 0-0 | 0-0 | 0-1 | 2 | 0 | 0 | 0 | 0 | 0 | 0 | 0 | 0 | 0 | -4 |
| 40 George Washington III | 01:25 | 0-0 | 0-0 | 1-2 | 0-0 | 0-0 | 0-1 | 1 | 0 | 0 | 0 | 0 | 0 | 0 | 0 | 0 | 0 | -6 |
| 14 Ian Burns | 01:19 | 0-0 | 0-0 | 0-0 | 0-0 | 0-0 | 0-0 | 0 | 0 | 0 | 0 | 0 | 0 | 0 | 0 | 0 | 0 | -6 |
| 34 Jackson Selvala | 01:13 | 0-0 | 0-0 | 0-0 | 0-0 | 0-0 | 0-0 | 0 | 0 | 0 | 0 | 0 | 0 | 0 | 0 | 0 | 0 | -7 |
| 45 Cooper Smith | 01:13 | 0-0 | 0-0 | 0-0 | 0-1 | 1-0 | 0-0 | 0 | 0 | 0 | 0 | 0 | 0 | 0 | 0 | 0 | 0 | -8 |
| Team | | | | | | | | 1 | 3 | 4 | 0 | 0 | 1 | 0 | 0 | 0 | 0 | 0 |
| Totals | | 29:60 | 9-24 | 23-28 | 12-29 | 41 | 16 | 15 | 30 | 17 | 13 | 5 | 6 | 3 | 10 | | | |

Technical Fouls: Jackson 2nd 9:09

Official Basketball Box Score - Final
Michigan at Iowa
12/10/23 Carver-Hawkeye Arena, Iowa City, Iowa
2023-24 Men's Basketball
Game Time: 3:30 PM
Game Duration: 2:04
Attendance: 10,000
Officials: Jeffrey Anderson, Terry Oglesby, Doug Simons

| NO. Name | Min | FG | | 3P | | FT | | Rebounds | | Fouls | | TP | AS | TO | ST | Blocks | | +/- |
|----------------------|---------|-------|------|-------|-------|-----|------|----------|----|-------|----|----|-----|----|-----|--------|----|-----|
| | | M | A | M | A | M | A | OR | DR | PF | FD | | | | | BS | BA | |
| 22 Patrick McCaffery | F 24:49 | 4-12 | 2-5 | 0-0 | 0-2 | 2-0 | 0-0 | 10 | 0 | 0 | 0 | 1 | 4 | | | | | |
| 23 Ben Krikke | F 35:05 | 8-15 | 0-1 | 8-11 | 2-6 | 8-2 | 7-24 | 1 | 0 | 0 | 0 | 0 | 4 | | | | | |
| 32 Owen Freeman | F 17:50 | 1-1 | 0-0 | 3-4 | 1-3 | 4-3 | 3-5 | 0 | 0 | 2 | 1 | 0 | -3 | | | | | |
| 11 Tony Perkins | G 30:53 | 5-11 | 1-3 | 8-8 | 1-2 | 3-1 | 4-19 | 4 | 2 | 4 | 0 | 1 | 1 | | | | | |
| 20 Payton Sandfort | G 26:44 | 4-9 | 2-5 | 0-2 | 0-3 | 3-3 | 1-10 | 3 | 0 | 3 | 1 | 0 | 0 | 3 | | | | |
| 5 Dasonte Bowen | 12:33 | 0-1 | 0-0 | 0-0 | 1-1 | 2-0 | 0-0 | 5 | 1 | 0 | 0 | 0 | 0 | 0 | 0 | 0 | 0 | -6 |
| 4 Josh Dix | 15:11 | 1-5 | 0-4 | 0-0 | 0-1 | 1-0 | 0-2 | 1 | 1 | 0 | 0 | 0 | -14 | | | | | |
| 13 Ladi Dembele | 11:51 | 1-4 | 0-1 | 0-0 | 2-1 | 3-4 | 0-0 | 2 | 1 | 1 | 1 | 0 | -14 | | | | | |
| 2 Brock Harding | 12:29 | 3-4 | 0-1 | 0-0 | 0-0 | 0-0 | 0-0 | 6 | 0 | 1 | 1 | 0 | -13 | | | | | |
| 0 Even Brauns | 04:43 | 1-1 | 0-0 | 0-0 | 0-0 | 0-0 | 0-2 | 0 | 0 | 0 | 0 | 0 | 0 | 0 | 0 | 0 | 0 | -1 |
| 24 Pryce Sandfort | 07:52 | 0-1 | 0-0 | 0-0 | 0-1 | 1-0 | 0-0 | 1 | 0 | 0 | 0 | 0 | 0 | 0 | 0 | 0 | 0 | -1 |
| Team | | | | | | | | 4 | 1 | 5 | 0 | 0 | 1 | 0 | 0 | 0 | 0 | 0 |
| Totals | | 28:64 | 5-20 | 19-25 | 11-21 | 32 | 17 | 15 | 80 | 16 | 10 | 9 | 3 | 6 | -10 | | | |

Technical Fouls: Coach 2nd 12:25

| Biggest lead | MICH | | IOWA | |
|----------------------------|------|-------------------------|------|-----|
| | 1st | 2nd | 1st | 2nd |
| 20 (2 nd 12:25) | 5 | (1 st 16:23) | 18 | 13 |

| Points from Turnovers | MICH | | IOWA | |
|-----------------------|------|-----|------|-----|
| | 1st | 2nd | 1st | 2nd |
| Paint | 36 | 36 | 35 | 55 |
| Second Chance | 9 | 10 | 33 | 47 |
| Fast Breaks | 21 | 12 | 33 | 47 |
| Bench | 21 | 12 | 33 | 47 |

Period by Period Scoring

| | MICH | | IOWA | |
|-----|------|-----|------|-----|
| | 1st | 2nd | 1st | 2nd |
| TOT | 35 | 55 | 90 | 80 |

Game Notes: Flagrant 1: IOWA #2 Harding (14:21, 2nd); IOWA #2 Harding (6:30, 2nd) *

11 IOWA 88, FLORIDA A&M 52

Dec. 16, 2023 | Des Moines, Iowa | Wells Fargo Arena

Official Basketball Box Score - Final
Florida A&M at Iowa
12/16/23 Wells Fargo Arena, Des Moines, Iowa
Hy-Vee Hawkeye Showcase
Game Time: 3:37 PM
Game Duration: 1:52
Attendance: 14,786
Officials: D.J. Carstensen, Edwin Young, Rob Riley

| NO. Name | Min | FG | | 3P | | FT | | Rebounds | | Fouls | | TP | AS | TO | ST | Blocks | | +/- |
|---------------------|---------|------|-----|-----|-----|-----|------|----------|----|-------|----|----|-----|----|----|--------|----|-----|
| | | M | A | M | A | M | A | OR | DR | PF | FD | | | | | BS | BA | |
| 5 Keith Lamar | F 28:24 | 2-8 | 1-3 | 1-2 | 0-4 | 4-2 | 1-6 | 2 | 3 | 1 | 1 | 0 | -23 | | | | | |
| 13 Shannon Grant | F 24:25 | 2-4 | 0-0 | 0-0 | 2-3 | 5-3 | 4-4 | 4 | 0 | 2 | 0 | 0 | -32 | | | | | |
| 2 Jordan Chatman | G 10:50 | 0-2 | 0-1 | 0-0 | 0-0 | 0-0 | 0-0 | 0 | 0 | 0 | 0 | 0 | -15 | | | | | |
| 4 Hantz Louis-Jeune | F 15:00 | 2-7 | 1-2 | 2-2 | 1-1 | 2-3 | 1-7 | 0 | 3 | 1 | 0 | 0 | 0 | 0 | 0 | 0 | 0 | -21 |
| 12 K'Jai Parker | G 32:55 | 4-12 | 2-4 | 1-2 | 0-3 | 3-1 | 2-11 | 1 | 2 | 0 | 0 | 0 | 0 | 0 | 0 | 0 | 0 | -36 |
| 3 Mordell Schramm | 12:30 | 0-4 | 0-0 | 1-2 | 1-2 | 3-1 | 1-11 | 0 | 1 | 0 | | | | | | | | |

13 IOWA 103, NORTHERN ILLINOIS 74

Dec. 29, 2023 | Iowa City, Iowa | Carver-Hawkeye Arena

14 #21 WISCONSIN 83, IOWA 72

Jan. 2, 2024 | Madison, Wis. | Kohl Center

Official Basketball Box Score - Final
NIU at Iowa
 12/29/23 Carver-Hawkeye Arena - Iowa City, Iowa
 2023-24 Men's Basketball
 Game Time: 6:00 PM
 Game Duration: 1:42
 Attendance: 11,846
 Officials: Brooks Wells, Andy O'Brien, Todd Austin

| NIU - 74 | | Record: 6-6 | | | | | | | | | | Shooting By Period | | | | | | | | | | | | | |
|-----------------------------|-------|-------------|------|-----|----------|-------|----|----|----|----|--------|--------------------|-----|----|-------------------------|-----|-------|-------|-------|-------|-------|-------|------|-------|-------|
| NO. Name | Min | FG | 3P | FT | Rebounds | Fouls | TP | AS | TO | ST | Blocks | BS | BA | + | - | 1st | 2nd | 3rd | 4th | FT% | 3PT% | FT% | | | |
| 13 Xavier Amos | 28:26 | 2-11 | 2-5 | 0-0 | 0 3 3 | 3 1 | 6 | 3 | 3 | 1 | 2 | 1 | 1 | 29 | | 1st | FG% | 18.27 | 66.7% | 3PT% | 8-11 | 72.7% | FT% | 4-6 | 66.7% |
| 14 Yanic Konan Niederhauser | 17:14 | 2-5 | 0-1 | 0-0 | 0 4 4 | 1 1 | 4 | 0 | 2 | 0 | 4 | 1 | -1 | | 2nd | FG% | 9.31 | 29.0% | 3PT% | 3-7 | 42.9% | FT% | 5-10 | 50% | |
| 2 Zarique Nutter | 31:06 | 5-11 | 0-0 | 6-8 | 0 5 5 | 1 4 | 16 | 3 | 5 | 2 | 0 | 3 | -35 | | 3rd | FG% | 27.58 | 46.6% | 3PT% | 11-18 | 61.1% | FT% | 9-16 | 56.3% | |
| 5 Phlimon Gebrewit | 27:09 | 4-8 | 3-4 | 0-0 | 0 2 2 | 1 1 | 11 | 1 | 0 | 1 | 0 | 2 | -26 | | 4th | FG% | 27.58 | 46.6% | 3PT% | 11-18 | 61.1% | FT% | 9-16 | 56.3% | |
| 11 David Coit | 30:26 | 8-11 | 6-7 | 1-2 | 0 5 5 | 1 2 | 23 | 2 | 4 | 0 | 0 | 0 | -25 | | Dead Ball Rebounds: 4.0 | | | | | | | | | | |
| 23 Harvin Iburguen | 18:06 | 2-2 | 0-0 | 1-2 | 2 3 5 | 1 2 | 5 | 0 | 1 | 1 | 0 | 0 | -31 | | | | | | | | | | | | |
| 10 Zion Russell | 14:38 | 1-4 | 0-1 | 1-2 | 0 3 3 | 1 1 | 3 | 1 | 4 | 0 | 0 | 1 | -6 | | | | | | | | | | | | |
| 15 Ethan Butler | 12:23 | 1-1 | 0-0 | 0-1 | 0 1 1 | 0 1 | 2 | 1 | 1 | 0 | 0 | 0 | -2 | | | | | | | | | | | | |
| 24 Quanwan McPherson | 13:41 | 0-3 | 0-0 | 0-0 | 0 0 0 | 0 0 | 4 | 0 | 1 | 1 | 0 | 0 | -1 | | | | | | | | | | | | |
| 4 Oluwasegun Durosinni | 03:51 | 1-1 | 0-0 | 0-0 | 1 0 1 | 0 0 | 2 | 0 | 0 | 1 | 1 | 0 | 5 | | | | | | | | | | | | |
| 22 Steven Tipton | 03:00 | 1-1 | 0-0 | 0-1 | 0 3 3 | 0 1 | 2 | 0 | 0 | 0 | 0 | 0 | 6 | | | | | | | | | | | | |
| Team | | | | | 1 2 3 | 0 | 0 | 0 | 0 | 0 | 0 | 0 | 0 | | | | | | | | | | | | |
| Totals | 27:58 | 11-18 | 9-16 | 4 | 31 | 35 | 13 | 14 | 74 | 11 | 21 | 7 | 9 | 29 | | | | | | | | | | | |

Official Basketball Box Score - Final
Iowa at Wisconsin
 01/02/24 Kohl Center, Madison
 2023-24 Men's Basketball
 Game Time: 6:00 PM
 Game Duration: 1:57
 Attendance: 15,725
 Officials: Jeffrey Anderson, Don Dalry, Owen Short

| Iowa - 72 | | Record: 8-6 (8-3) | | | | | | | | | | Shooting By Period | | | | | | | | | | | | |
|----------------------|---------|-------------------|-------|-----|----------|-------|----|----|----|----|--------|--------------------|-----|----|-------------------------|-----|-------|-------|------|------|-------|-----|-------|-------|
| NO. Name | Min | FG | 3P | FT | Rebounds | Fouls | TP | AS | TO | ST | Blocks | BS | BA | + | - | 1st | 2nd | 3rd | 4th | FT% | 3PT% | FT% | | |
| 22 Patrick McCaffery | F 26:25 | 2-9 | 0-4 | 1-1 | 0 3 3 | 2 1 | 5 | 4 | 3 | 1 | 0 | 0 | -1 | | 1st | FG% | 11.30 | 36.7% | 3PT% | 5-12 | 41.7% | FT% | 5-8 | 62.5% |
| 23 Ben Krikke | F 20:26 | 3-4 | 1-1 | 3-5 | 0 1 1 | 4 3 | 10 | 2 | 2 | 0 | 0 | 0 | 4 | | 2nd | FG% | 16.32 | 50.0% | 3PT% | 2-5 | 40.0% | FT% | 6-10 | 60% |
| 32 Owen Freeman | F 36:20 | 7-9 | 0-0 | 0-0 | 2 11 13 | 2 0 | 14 | 1 | 2 | 1 | 3 | 0 | -11 | | 3rd | FG% | 27.62 | 43.5% | 3PT% | 7-17 | 41.2% | FT% | 11-16 | 68.8% |
| 11 Tony Perkins | G 31:33 | 8-14 | 2-2 | 7-9 | 1 3 4 | 3 9 | 25 | 2 | 3 | 0 | 0 | 0 | -12 | | Dead Ball Rebounds: 2.1 | | | | | | | | | |
| 20 Payton Sandfort | G 34:09 | 3-11 | 3-7 | 0-0 | 2 3 5 | 2 0 | 9 | 0 | 2 | 0 | 0 | 0 | -11 | | | | | | | | | | | |
| 4 Josh Dix | 10:27 | 0-1 | 0-0 | 0-0 | 0 0 0 | 0 0 | 0 | 0 | 0 | 0 | 0 | 0 | -3 | | | | | | | | | | | |
| 5 Dasonte Bowen | 13:28 | 3-8 | 0-0 | 0-1 | 1 1 2 | 2 6 | 1 | 1 | 0 | 0 | 0 | 3 | -5 | | | | | | | | | | | |
| 2 Brock Harding | 11:22 | 1-3 | 1-1 | 0-0 | 0 0 0 | 0 0 | 3 | 0 | 3 | 0 | 0 | 0 | -12 | | | | | | | | | | | |
| 13 Ladi Dembele | 07:44 | 0-1 | 0-0 | 0-0 | 0 1 1 | 2 0 | 0 | 0 | 0 | 0 | 0 | 0 | -8 | | | | | | | | | | | |
| 24 Pryce Sandfort | 06:26 | 0-2 | 0-1 | 0-0 | 0 0 0 | 0 0 | 1 | 0 | 0 | 0 | 0 | 0 | 2 | | | | | | | | | | | |
| 0 Even Brauns | 01:40 | 0-0 | 0-0 | 0-0 | 0 0 0 | 0 0 | 1 | 0 | 0 | 0 | 0 | 0 | 2 | | | | | | | | | | | |
| Team | | | | | 2 1 3 | 0 | 0 | 0 | 0 | 0 | 0 | 0 | 0 | | | | | | | | | | | |
| Totals | 27:02 | 7-17 | 11-16 | 8 | 24 | 32 | 22 | 15 | 72 | 13 | 14 | 5 | 3 | 11 | | | | | | | | | | |

Technical Fouls: NONE

| Iowa - 103 | | Record: 8-5 | | | | | | | | | | Shooting By Period | | | | | | | | | | | | | |
|----------------------|---------|-------------|-------|-----|----------|-------|----|----|-----|----|--------|--------------------|----|----|-------------------------|-----|-------|-------|-------|------|-------|-------|-------|-------|-----|
| NO. Name | Min | FG | 3P | FT | Rebounds | Fouls | TP | AS | TO | ST | Blocks | BS | BA | + | - | 1st | 2nd | 3rd | 4th | FT% | 3PT% | FT% | | | |
| 22 Patrick McCaffery | F 20:10 | 4-10 | 1-3 | 0-0 | 1 1 2 | 2 0 | 9 | 1 | 0 | 0 | 2 | 29 | | | 1st | FG% | 24.46 | 52.2% | 3PT% | 4-9 | 44.4% | FT% | 2-3 | 66.7% | |
| 23 Ben Krikke | F 27:31 | 9-12 | 1-1 | 1-1 | 1 6 7 | 2 1 | 20 | 3 | 0 | 4 | 2 | 1 | 0 | 34 | | 2nd | FG% | 18.38 | 47.4% | 3PT% | 4-16 | 25.0% | FT% | 9-12 | 75% |
| 22 Steven Crowl | F 32:37 | 6-10 | 0-0 | 0-0 | 5 4 9 | 2 1 | 12 | 0 | 1 | 4 | 3 | 1 | 12 | | 3rd | FG% | 31.11 | 27.3% | 3PT% | 3-11 | 27.3% | FT% | 4-4 | 100% | |
| 32 Owen Freeman | F 23:52 | 6-11 | 0-0 | 0-0 | 4 9 2 | 1 1 | 12 | 0 | 1 | 4 | 3 | 1 | 12 | | 4th | FG% | 42.84 | 50.0% | 3PT% | 8-25 | 32.0% | FT% | 11-15 | 73.3% | |
| 11 Tony Perkins | G 24:03 | 5-13 | 0-0 | 0-0 | 1 7 2 | 3 2 | 10 | 8 | 2 | 3 | 0 | 0 | 31 | | Dead Ball Rebounds: 3.0 | | | | | | | | | | |
| 20 Payton Sandfort | G 18:27 | 6-10 | 2-5 | 2-2 | 0 1 1 | 1 1 | 16 | 3 | 0 | 0 | 0 | 0 | 28 | | | | | | | | | | | | |
| 4 Josh Dix | 16:18 | 4-5 | 0-1 | 0-0 | 0 2 2 | 1 0 | 8 | 1 | 0 | 1 | 2 | 0 | 15 | | | | | | | | | | | | |
| 5 Dasonte Bowen | 12:56 | 5-8 | 1-3 | 4-5 | 1 0 1 | 1 4 | 15 | 2 | 1 | 1 | 0 | 1 | 7 | | | | | | | | | | | | |
| 2 Brock Harding | 12:57 | 0-4 | 0-3 | 1-2 | 0 0 0 | 0 1 | 1 | 3 | 1 | 2 | 0 | 1 | 4 | | | | | | | | | | | | |
| 13 Ladi Dembele | 08:20 | 0-0 | 0-0 | 0-2 | 0 2 2 | 2 1 | 0 | 0 | 1 | 0 | 0 | 0 | -1 | | | | | | | | | | | | |
| 24 Pryce Sandfort | 17:35 | 3-5 | 3-3 | 3-3 | 0 3 3 | 0 2 | 12 | 2 | 0 | 1 | 0 | 0 | 12 | | | | | | | | | | | | |
| 0 Even Brauns | 05:00 | 0-0 | 0-0 | 0-0 | 0 1 0 | 0 0 | 0 | 0 | 0 | 0 | 1 | 0 | 3 | | | | | | | | | | | | |
| 14 Carter Kingsbury | 03:51 | 0-2 | 0-1 | 0-0 | 0 1 1 | 0 0 | 0 | 0 | 0 | 0 | 0 | 0 | -5 | | | | | | | | | | | | |
| 1 Spencer Hutchison | 03:00 | 0-2 | 0-2 | 0-0 | 1 0 1 | 1 0 | 0 | 0 | 0 | 0 | 0 | 0 | -6 | | | | | | | | | | | | |
| 10 Jovone Cater | 03:00 | 0-2 | 0-2 | 0-0 | 0 0 0 | 0 0 | 0 | 0 | 0 | 0 | 0 | 0 | -6 | | | | | | | | | | | | |
| 25 Luc Laketa | 03:00 | 0-0 | 0-0 | 0-0 | 0 0 0 | 0 0 | 0 | 0 | 1 | 0 | 0 | 0 | -6 | | | | | | | | | | | | |
| Team | | | | | 1 3 4 | 0 | 0 | 0 | 0 | 0 | 0 | 0 | 0 | | | | | | | | | | | | |
| Totals | 42:04 | 8-25 | 11-15 | 12 | 30 | 42 | 14 | 13 | 103 | 23 | 7 | 15 | 9 | 29 | | | | | | | | | | | |

Technical Fouls: NONE

| Wisconsin - 83 | | Record: 10-3 (2-0) | | | | | | | | | | Shooting By Period | | | | | | | | | | | | |
|-------------------|---------|--------------------|-------|-------|----------|-------|----|----|----|----|--------|--------------------|----|----|-------------------------|-----|-------|-------|------|------|-------|-----|-------|-------|
| NO. Name | Min | FG | 3P | FT | Rebounds | Fouls | TP | AS | TO | ST | Blocks | BS | BA | + | - | 1st | 2nd | 3rd | 4th | FT% | 3PT% | FT% | | |
| 5 Tyler Wahl | F 28:37 | 4-6 | 0-0 | 11-13 | 3 5 8 | 1 9 | 19 | 2 | 1 | 2 | 1 | 0 | 4 | | 1st | FG% | 13.28 | 45.4% | 3PT% | 1-8 | 12.5% | FT% | 5-9 | 55.6% |
| 22 Steven Crowl | F 32:37 | 6-10 | 2-2 | 0-0 | 2 11 13 | 3 0 | 14 | 2 | 4 | 0 | 1 | 1 | 18 | | 2nd | FG% | 14.24 | 58.3% | 3PT% | 3-8 | 37.5% | FT% | 20-26 | 76.9% |
| 2 Al Storr | G 30:35 | 7-13 | 1-6 | 1-2 | 0 2 2 | 1 1 | 16 | 1 | 2 | 0 | 1 | 1 | 12 | | 3rd | FG% | 27.62 | 51.9% | 3PT% | 4-16 | 25.0% | FT% | 4-16 | 25.0% |
| 11 Max Klesmit | G 29:59 | 4-8 | 1-5 | 6-8 | 0 1 1 | 1 4 | 15 | 4 | 0 | 1 | 0 | 0 | 7 | | 4th | FG% | 25.35 | 71.4% | 3PT% | 2-5 | 40.0% | FT% | 2-5 | 40.0% |
| 23 Chucky Hepburn | G 25:02 | 2-5 | 0-1 | 0-1 | 0 2 2 | 4 1 | 4 | 3 | 2 | 2 | 0 | 0 | 11 | | Dead Ball Rebounds: 2.0 | | | | | | | | | |
| 4 Khamar McGehee | 10:09 | 1-1 | 0-0 | 0-0 | 2 2 2 | 1 0 | 2 | 2 | 1 | 3 | 0 | 0 | 5 | | | | | | | | | | | |
| 25 John Blackwell | 23:54 | 1-5 | 0-1 | 3-6 | 1 3 4 | 2 4 | 5 | 1 | 3 | 1 | 0 | 1 | -2 | | | | | | | | | | | |
| 14 Carter Gilmore | 11:28 | 0-1 | 0-0 | 3-4 | 2 1 3 | 1 2 | 3 | 0 | 0 | 0 | 0 | 0 | 5 | | | | | | | | | | | |
| 31 Nolan Winter | 07:18 | 2-3 | 0-1 | 1-1 | 0 1 1 | 1 1 | 5 | 0 | 0 | 0 | 0 | 0 | -5 | | | | | | | | | | | |
| 3 Connor Essegian | 00:21 | 0-0 | 0-0 | 0-0 | 0 1 0 | 0 0 | 0 | 0 | 0 | 0 | 0 | 0 | 0 | | | | | | | | | | | |
| Team | | | | | 0 1 1 | 0 | 0 | 0 | 0 | 0 | 0 | 0 | 0 | | | | | | | | | | | |
| Totals | 27:52 | 4-16 | 25-35 | 8 | 30 | 38 | 15 | 22 | 83 | 15 | 13 | 9 | 3 | 11 | | | | | | | | | | |

| NIU | | UI | | Points from | | Period by Period Scoring | |
|------------------|---------------|----------------|---------------|-------------|----|--------------------------|-----|
| Biggest lead | 5 (1st 18:28) | 37 (2nd 4:20) | Turnovers | 6 | 18 | 1st | 48 |
| Best Scoring Run | 6 (1st 1:07) | 13 (1st 12:15) | Paint | 30 | 56 | 2nd | 26 |
| Lead Changes | 5 | | Second Chance | 5 | 11 | TOT | 74 |
| Times Tied | 4 | | Fast Breaks | 13 | 38 | NIU | 48 |
| Time with Lead | 02:34 | 35:39 | Bench | 14 | 36 | UI | 54 |
| | | | | | | TOT | 103 |

| IOWA | | WIS | | Points from | | Period by Period Scoring | |
|------------------|---------------|---------------|---------------|-------------|----|--------------------------|----|
| Biggest lead | 7 (1st 16:19) | 13 (2nd 2:28) | Turnovers | 14 | 24 | 1st | 32 |
| Best Scoring Run | 7 (1st 2:07) | 8 (2nd 10:25) | Paint | 36 | 42 | 2nd | 40 |
| Lead Changes | 5 | | Second Chance | 10 | 15 | IOWA | 32 |
| Times Tied | 7 | | Fast Breaks | 13 | 15 | WIS <td>32</td> | 32 |
| Time with Lead | 15:48 | 19:04 | Bench | 9 | 15 | TOT | 51 |
| | | | | | | TOT | 83 |

15 IOWA 86, RUTGERS 77

Jan. 6, 2024 | Iowa City, Iowa | Carver-Hawkeye Arena

16 IOWA 94, NEBRASKA 76

Jan. 12, 2024 | Iowa City, Iowa | Carver-Hawkeye Arena

Official Basketball Box Score - Final
Rutgers at Iowa
 01/06/24 Carver-Hawkeye Arena - Iowa City, Iowa
 2023-24 Men's Basketball
 Game Time: 11:00 AM
 Game Duration: 2:02
 Attendance: 9,273
 Officials: Paul Szek, Tim Comer, Rob Riley, Sr.

| Rutgers - 77 | | Record: 8-6 (3-3) | | | | | | | | | | Shooting By Period | | | | | | | | | |
|--------------|-----|-------------------|----|----|----------|-------|----|----|----|----|--------|--------------------|----|---|---|-----|--|--|--|--|--|
| NO. Name | Min | FG | 3P | FT | Rebounds | Fouls | TP | AS | TO | ST | Blocks | BS | BA | + | - | 1st | | | | | |

17 IOWA 86, MINNESOTA 77

Jan. 15, 2024 | Minneapolis, Minn. | Williams Arena

18 #2 PURDUE 84, IOWA 70

Jan. 24, 2024 | Iowa City, Iowa | Carver-Hawkeye Arena

Official Basketball Box Score - Final
Iowa at Minnesota
 01/15/24 Williams Arena, Minneapolis
 2023-24 Men's Basketball
 Game Time: 5:00 PM
 Game Duration: 1:53
 Attendance: 8,379
 Officials: Jeffrey Anderson, Lamont Simpson, Steve McJunkins

Official Basketball Box Score - Final
Purdue at Iowa
 01/24/24 Carver-Hawkeye Arena, Iowa City, Iowa
 2023-24 Men's Basketball
 Game Time: 1:00 PM
 Game Duration: 1:58
 Attendance: 14,232
 Officials: Jeffrey Anderson, Brian McNutt, Rob Kueneman

Iowa - 86 Record: 11-6 (3-3)

| NO. | Name | Min | FG | 3P | FT | Rebounds | Fouls | TP | AS | TO | ST | Blocks | BS | BA | +/- | | | | | | | | | | | | | | |
|---------------|-----------------|---------|-------|-----|-----|----------|-------|----|----|----|----|--------|----|----|-------|------|-------|---|----|----|----|----|----|----|----|---|---|---|---|
| | | | M | A | M | OR | DR | PF | | | | BS | BA | | | | | | | | | | | | | | | | |
| 23 | Ben Krikke | F 36:54 | 11-17 | 0-0 | 3-3 | 1 | 4 | 5 | 2 | 3 | 25 | 3 | 2 | 1 | 0 | 0 | 7 | | | | | | | | | | | | |
| 32 | Owen Freeman | F 17:20 | 5-6 | 0-0 | 2-3 | 2 | 6 | 8 | 5 | 3 | 12 | 1 | 1 | 1 | 0 | 0 | -6 | | | | | | | | | | | | |
| 4 | Josh Dix | G 32:13 | 7-12 | 2-4 | 5-5 | 0 | 4 | 0 | 4 | 0 | 21 | 5 | 2 | 2 | 0 | 0 | -3 | | | | | | | | | | | | |
| 11 | Tony Perkins | G 26:03 | 6-9 | 0-2 | 1-3 | 3 | 0 | 4 | 1 | 3 | 13 | 5 | 1 | 0 | 1 | 0 | -3 | | | | | | | | | | | | |
| 20 | Payton Sandfort | G 33:16 | 4-11 | 1-6 | 0-0 | 0 | 4 | 2 | 0 | 0 | 9 | 2 | 2 | 1 | 0 | 0 | 9 | | | | | | | | | | | | |
| 2 | Brook Harding | F 15:05 | 1-3 | 0-0 | 2-2 | 0 | 2 | 2 | 1 | 1 | 4 | 4 | 1 | 1 | 0 | 0 | 10 | | | | | | | | | | | | |
| 5 | Dasonte Bowen | F 13:22 | 1-2 | 0-0 | 0-0 | 2 | 2 | 0 | 1 | 1 | 2 | 3 | 0 | 1 | 0 | 0 | 13 | | | | | | | | | | | | |
| 13 | Ladji Dembele | F 14:33 | 0-2 | 0-1 | 0-0 | 1 | 5 | 6 | 4 | 1 | 0 | 0 | 0 | 1 | 2 | 1 | 17 | | | | | | | | | | | | |
| 24 | Pryce Sandfort | G 07:06 | 0-3 | 0-0 | 0-0 | 1 | 0 | 1 | 0 | 0 | 0 | 0 | 0 | 0 | 0 | 0 | 1 | | | | | | | | | | | | |
| 0 | Even Brauns | G 04:08 | 0-0 | 0-0 | 0-0 | 0 | 0 | 0 | 0 | 0 | 0 | 0 | 0 | 0 | 0 | 0 | 1 | | | | | | | | | | | | |
| Team | | | | | | | | | | | | | | | 1 | 2 | 0 | 1 | | | | | | | | | | | |
| Totals | | | | | | | | | | | | | | | 35-65 | 3-13 | 13-16 | 9 | 28 | 37 | 19 | 16 | 86 | 23 | 11 | 9 | 2 | 2 | 9 |

Technical Fouls: NONE

Purdue - 84 Record: 17-2 (6-2)

| NO. | Name | Min | FG | 3P | FT | Rebounds | Fouls | TP | AS | TO | ST | Blocks | BS | BA | +/- | | | | | | | | | | | | | | |
|---------------|-------------------|---------|-------|-----|-------|----------|-------|----|----|----|----|--------|----|----|-------|------|-------|----|----|----|----|----|----|----|----|---|---|---|----|
| | | | M | A | M | OR | DR | PF | | | | BS | BA | | | | | | | | | | | | | | | | |
| 4 | Trey Kaufman-Renn | F 14:16 | 2-4 | 0-0 | 0-0 | 1 | 4 | 5 | 2 | 2 | 4 | 3 | 1 | 0 | 0 | 0 | 4 | | | | | | | | | | | | |
| 15 | Zach Edey | F 34:31 | 10-15 | 0-0 | 10-15 | 8 | 10 | 18 | 3 | 10 | 30 | 2 | 1 | 0 | 4 | 0 | 10 | | | | | | | | | | | | |
| 2 | Blatcher Loyer | G 32:16 | 5-10 | 2-6 | 0-0 | 0 | 2 | 2 | 1 | 1 | 12 | 1 | 2 | 0 | 0 | 0 | 5 | | | | | | | | | | | | |
| 3 | Braden Smith | G 39:12 | 4-12 | 1-5 | 0-0 | 1 | 5 | 6 | 2 | 0 | 9 | 4 | 1 | 1 | 1 | 1 | 15 | | | | | | | | | | | | |
| 55 | Lance Jones | G 31:49 | 4-12 | 4-9 | 5-6 | 2 | 4 | 6 | 3 | 4 | 17 | 1 | 1 | 1 | 1 | 0 | 12 | | | | | | | | | | | | |
| 0 | Mason Gillis | G 23:03 | 2-4 | 2-4 | 0-0 | 2 | 3 | 5 | 1 | 2 | 6 | 1 | 1 | 1 | 0 | 0 | 14 | | | | | | | | | | | | |
| 25 | Ethan Murton | 08:50 | 1-3 | 0-1 | 0-0 | 0 | 2 | 2 | 0 | 0 | 2 | 1 | 0 | 1 | 0 | 0 | 1 | | | | | | | | | | | | |
| 1 | Caleb Furst | 08:10 | 1-2 | 0-0 | 0-0 | 1 | 1 | 2 | 0 | 0 | 2 | 1 | 0 | 0 | 0 | 0 | 0 | | | | | | | | | | | | |
| 23 | Camden Heide | 07:53 | 1-5 | 0-1 | 0-0 | 4 | 0 | 4 | 3 | 0 | 2 | 1 | 0 | 0 | 0 | 0 | 9 | | | | | | | | | | | | |
| Team | | | | | | | | | | | | | | | 0 | 0 | 0 | 0 | 0 | 0 | 0 | | | | | | | | |
| Totals | | | | | | | | | | | | | | | 30-67 | 9-26 | 15-21 | 19 | 31 | 50 | 15 | 19 | 84 | 19 | 11 | 4 | 6 | 1 | 14 |

Technical Fouls: NONE

Minnesota - 77 Record: 12-5 (3-3)

| NO. | Name | Min | FG | 3P | FT | Rebounds | Fouls | TP | AS | TO | ST | Blocks | BS | BA | +/- | | | | | | | | | | | | | | |
|---------------|--------------------|---------|------|-----|-------|----------|-------|----|----|----|----|--------|----|----|-------|------|-------|---|----|----|----|----|----|----|----|---|---|---|----|
| | | | M | A | M | OR | DR | PF | | | | BS | BA | | | | | | | | | | | | | | | | |
| 1 | Joshua Ola-Joseph | F 22:59 | 7-9 | 1-3 | 0-0 | 0 | 2 | 2 | 1 | 15 | 0 | 0 | 0 | 0 | 0 | 1 | | | | | | | | | | | | | |
| 3 | Dawson Garcia | F 35:12 | 9-17 | 0-4 | 12-15 | 1 | 3 | 11 | 30 | 2 | 2 | 1 | 0 | 1 | -2 | | | | | | | | | | | | | | |
| 0 | Elijah Hawkins | G 38:29 | 0-4 | 0-4 | 1-2 | 0 | 5 | 5 | 2 | 1 | 9 | 2 | 4 | 0 | 0 | -6 | | | | | | | | | | | | | |
| 2 | Mike Mitchell Jr. | G 25:47 | 3-8 | 1-6 | 0-0 | 1 | 2 | 4 | 0 | 7 | 5 | 3 | 1 | 0 | 0 | 0 | | | | | | | | | | | | | |
| 24 | Cam Christie | G 23:39 | 5-9 | 2-6 | 0-0 | 0 | 2 | 2 | 1 | 0 | 12 | 1 | 1 | 0 | 0 | -4 | | | | | | | | | | | | | |
| 4 | Braeden Carrington | 24:17 | 2-7 | 0-5 | 0-1 | 2 | 3 | 5 | 0 | 1 | 4 | 2 | 2 | 1 | 0 | -12 | | | | | | | | | | | | | |
| 21 | Pharrel Payne | 14:24 | 1-2 | 0-0 | 1-2 | 1 | 3 | 4 | 1 | 2 | 3 | 0 | 1 | 0 | 1 | -12 | | | | | | | | | | | | | |
| 23 | Parker Fox | 09:20 | 0-1 | 0-0 | 2-4 | 1 | 1 | 2 | 2 | 1 | 0 | 0 | 0 | 0 | -9 | | | | | | | | | | | | | | |
| 5 | Isaiah Ihnen | 05:53 | 1-1 | 1-1 | 0-0 | 0 | 1 | 1 | 0 | 0 | 0 | 0 | 0 | 1 | 0 | -1 | | | | | | | | | | | | | |
| Team | | | | | | | | | | | | | | | 1 | 2 | 3 | 0 | 1 | | | | | | | | | | |
| Totals | | | | | | | | | | | | | | | 28-58 | 5-29 | 16-24 | 7 | 23 | 30 | 16 | 19 | 77 | 20 | 12 | 8 | 2 | 2 | -9 |

Technical Fouls: NONE

Iowa - 70 Record: 11-7 (3-4)

| NO. | Name | Min | FG | 3P | FT | Rebounds | Fouls | TP | AS | TO | ST | Blocks | BS | BA | +/- | | | | | | | | | | | | | | |
|---------------|-----------------|---------|-------|------|-----|----------|-------|----|----|----|----|--------|----|----|-------|------|-------|---|----|----|----|----|----|----|---|---|---|---|-----|
| | | | M | A | M | OR | DR | PF | | | | BS | BA | | | | | | | | | | | | | | | | |
| 23 | Ben Krikke | F 36:04 | 4-9 | 0-1 | 2-4 | 0 | 2 | 2 | 3 | 3 | 10 | 0 | 2 | 1 | 0 | 0 | -6 | | | | | | | | | | | | |
| 32 | Owen Freeman | F 20:46 | 3-6 | 0-0 | 0-0 | 0 | 2 | 2 | 4 | 0 | 6 | 2 | 0 | 1 | 0 | -2 | | | | | | | | | | | | | |
| 4 | Josh Dix | G 32:32 | 3-7 | 1-1 | 2-2 | 0 | 1 | 1 | 3 | 1 | 9 | 7 | 0 | 2 | 0 | 1 | 6 | | | | | | | | | | | | |
| 11 | Tony Perkins | G 36:28 | 10-19 | 0-3 | 4-6 | 2 | 3 | 5 | 2 | 7 | 24 | 4 | 0 | 1 | 1 | -3 | -4 | | | | | | | | | | | | |
| 20 | Payton Sandfort | G 37:35 | 5-12 | 3-10 | 3-3 | 1 | 6 | 7 | 2 | 1 | 16 | 0 | 1 | 0 | 0 | -13 | | | | | | | | | | | | | |
| 5 | Dasonte Bowen | 07:28 | 0-0 | 0-0 | 0-0 | 0 | 1 | 1 | 0 | 0 | 0 | 0 | 0 | 0 | 0 | -20 | | | | | | | | | | | | | |
| 13 | Ladji Dembele | 14:35 | 1-4 | 0-1 | 0-1 | 1 | 4 | 5 | 3 | 2 | 2 | 0 | 3 | 0 | 0 | -20 | | | | | | | | | | | | | |
| 2 | Brook Harding | 04:16 | 0-1 | 0-0 | 0-0 | 0 | 0 | 0 | 0 | 1 | 0 | 1 | 0 | 0 | 0 | -8 | | | | | | | | | | | | | |
| 0 | Even Brauns | 08:31 | 0-0 | 0-0 | 0-0 | 0 | 0 | 0 | 0 | 2 | 0 | 1 | 0 | 0 | 0 | 0 | | | | | | | | | | | | | |
| 24 | Pryce Sandfort | 01:45 | 1-1 | 1-1 | 0-0 | 0 | 0 | 0 | 0 | 0 | 0 | 0 | 0 | 0 | 0 | -3 | | | | | | | | | | | | | |
| Team | | | | | | | | | | | | | | | 0 | 1 | 1 | 0 | 0 | | | | | | | | | | |
| Totals | | | | | | | | | | | | | | | 27-59 | 5-17 | 11-16 | 4 | 20 | 24 | 19 | 15 | 70 | 15 | 7 | 6 | 1 | 6 | -14 |

Technical Fouls: NONE

| | UIA | UMN | Points from Turnovers | UIA | UMN | Period by Period Scoring |
|------------------|----------------------------|----------------------------|-----------------------|-----|-----|--------------------------|
| | | | 1st | 2nd | TOT | |
| Biggest lead | 12 (2 nd 10:38) | 11 (1 st 16:07) | 16 | 15 | | |
| Best Scoring Run | 7 (1 st 14:30) | 10 (1 st 16:53) | 56 | 38 | | |
| Lead Changes | 2 | | UIA | 39 | 47 | 86 |
| Times Tied | 2 | | UMN | 32 | 45 | 77 |
| Time with Lead | 31:13 | 07:22 | | | | |

| | PUR | IOWA | Points from Turnovers | PUR | IOWA | Period by Period Scoring |
|------------------|----------------------------|---------------------------|-----------------------|-----|------|--------------------------|
| | | | 1st | 2nd | TOT | |
| Biggest lead | 19 (2 nd 13:02) | 4 (1 st 16:54) | 9 | 11 | | |
| Best Scoring Run | 14 (1 st 8:42) | 8 (2 nd 11:46) | 36 | 34 | | |
| Lead Changes | 3 | | PUR | 47 | 37 | 84 |
| Times Tied | 2 | | IOWA | 34 | 36 | 70 |
| Time with Lead | 31:41 | 07:22 | | | | |

19 MARYLAND 69, IOWA 67

Jan. 24, 2024 | Iowa City, Iowa | Carver-Hawkeye Arena

20 IOWA 88, MICHIGAN 78

Jan. 27, 2024 | Ann Arbor, Mich. | Crisler Center

Official Basketball Box Score - Final
Maryland at Iowa
 01/24/24 Carver-Hawkeye Arena, Iowa City, Iowa
 2023-24 Men's Basketball
 Game Time: 6:00 PM
 Game Duration: 2:02
 Attendance: 8,532
 Officials: Paul Szab, Earl Walton, Kevin Bill

Official Basketball Box Score - Final
Iowa at Michigan
 01/27/24 Crisler Center, Ann Arbor
 2023-24 Men's Basketball
 Game Time: 5:00 PM
 Game Duration: 2:01
 Attendance: 11,752
 Officials: Brian Dorsey, Billy Ek, Tim Conner

Maryland - 69 Record: 12-8 (4-5)

| NO. | Name | Min | FG | 3P | FT | Rebounds | Fouls | TP | AS | TO | ST | Blocks | BS | BA | +/- | | | | | | | | | | | | | | |
|---------------|-----------------------|---------|------|-----|-----|----------|-------|----|----|----|----|--------|----|----|-------|------|-------|---|----|----|----|----|----|----|----|---|---|---|---|
| | | | M | A | M | OR | DR | PF | | | | BS | BA | | | | | | | | | | | | | | | | |
| 10 | Julian Reese | F 37:45 | 6-9 | 0-0 | 5-8 | 5 | 4 | 9 | 3 | 8 | 17 | 1 | 2 | 1 | 5 | 0 | 3 | | | | | | | | | | | | |
| 22 | Jordan Geronimo | F 15:32 | 2-3 | 0-0 | 0-0 | 1 | 2 | 3 | 4 | 1 | 4 | 0 | 3 | 1 | 3 | 0 | -3 | | | | | | | | | | | | |
| 24 | Donta Scott | F 33:03 | 5-11 | 2-5 | 2-2 | 0 | 2 | 2 | 3 | 14 | 2 | 2 | 1 | 0 | 1 | 9 | | | | | | | | | | | | | |
| 1 | Jahmir Young | G 37:31 | 7-15 | 3-4 | 5-6 | 1 | 6 | 7 | 2 | 6 | 22 | 4 | 3 | 1 | 0 | 0 | 6 | | | | | | | | | | | | |
| 5 | DeShawn Harris-Smith | G 25:41 | 2-4 | 0-0 | 2-2 | 0 | 2 | 2 | 4 | 1 | 6 | 0 | 0 | 0 | 0 | 0 | | | | | | | | | | | | | |
| 12 | Jamie Kaiser, Jr. | 19:29 | 0-4 | 0-3 | 0-2 | 1 | 3 | 4 | 1 | 1 | 0 | 0 | 0 | 2 | 0 | 1 | 5 | | | | | | | | | | | | |
| 2 | Jahari Long | 24:47 | 2-4 | 2-2 | 0-0 | 0 | 0 | 0 | 1 | 0 | 6 | 3 | 0 | 0 | 1 | -5 | | | | | | | | | | | | | |
| 11 | Noah Batchelor | 03:57 | 0-1 | 0-1 | 0-0 | 0 | 0 | 0 | 0 | 0 | 0 | 0 | 0 | 0 | 0 | -4 | | | | | | | | | | | | | |
| 35 | Caelum Swanton-Rodger | 02:15 | 0-0 | 0-0 | 0-0 | 0 | 0 | 0 | 0 | 0 | 0 | 0 | 0 | 0 | 0 | -1 | | | | | | | | | | | | | |
| Team | | | | | | | | | | | | | | | 0 | 2 | 2 | 0 | 1 | | | | | | | | | | |
| Totals | | | | | | | | | | | | | | | 24-51 | 7-15 | 14-20 | 8 | 21 | 29 | 19 | 18 | 69 | 10 | 14 | 6 | 8 | 3 | 2 |

Technical Fouls: NONE

Iowa - 88 Record: 12-8 (4-5)

| NO. | Name | Min | FG | 3P | FT | Rebounds | Fouls | TP | AS | TO | ST | Blocks | BS | BA | +/- | | |
|-----|-----------------|---------|------|-----|-----|----------|-------|----|----|----|----|--------|----|----|-----|---|----|
| | | | M | A | M | OR | DR | PF | | | | BS | BA | | | | |
| 23 | Ben Krikke | F 27:15 | 2-8 | 0-1 | 3-3 | 1 | 3 | 4 | 4 | 3 | 7 | 2 | 2 | 0 | 0 | 0 | 8 |
| 32 | Owen Freeman | F 35:59 | 5-9 | 0-0 | 5-5 | 3 | 6 | 9 | 3 | 3 | 15 | 1 | 3 | 0 | 3 | 3 | 13 |
| 4 | Josh Dix | G 25:38 | 2-5 | 0-1 | 3-3 | 1 | 3 | 4 | 2 | 3 | 7 | 0 | 2 | 0 | 2 | 1 | 6 |
| 11 | Tony Perkins | G 37:41 | 9-12 | 2-4 | 4-4 | 0 | 1 | 1 | 2 | 2 | 24 | 5 | 2 | 3 | 0 | 0 | 11 |
| 20 | Payton Sandfort | G 30:17 | | | | | | | | | | | | | | | |

21 INDIANA 74, IOWA 68
Jan. 30, 2024 | Bloomington, Ind. | Assembly Hall

22 IOWA 79, OHIO STATE 77
Feb. 2, 2024 | Iowa City, Iowa | Carver-Hawkeye Arena

Official Basketball Box Score - Final
Iowa at Indiana
01/30/24 Simon Skjold Assembly Hall, Bloomington, Indiana
2023-24 Men's Basketball
Game Time: 7:00 PM
Game Duration: 2:07
Attendance: 17,222
Officials: DJ Carstensen, Bart Lenox, Terry Oglesby

Official Basketball Box Score - Final
Ohio St. at Iowa
02/02/24 Carver-Hawkeye Arena, Iowa City, Iowa
2023-24 Men's Basketball
Game Time: 6:00 PM
Game Duration: 2:06
Attendance: 9,986
Officials: Doug Simons, John Gaffney, Brooks Wells

Iowa - 68 Record: 12-9 (4-6)

| NO. Name | Min | FG | | 3P | | FT | | Rebounds | | Fouls | | TP | AS | TO | ST | Blocks | | +/- | Shooting By Period | | |
|----------------------|-------|-------|------|-------|-------|-------|-------|----------|-----|-------|-----|-----|----|----|----|--------|-----|-----|--------------------------|-----------------|-----------------|
| | | M-A | M-A | M-A | M-A | OR | DR | OR | DR | PF | FD | | | | | 1st | 2nd | | 3rd | | |
| 23 Ben Krikke | 26:19 | 1-9 | 0-0 | 0-0 | 0-0 | 3-0 | 3-2 | 1-2 | 1-0 | 0-0 | 2-1 | 2 | 1 | 0 | 0 | 0 | 2 | 1 | 1st FG% 9-32 28.1% | 3PT% 4-13 30.8% | FT% 6-6 100% |
| 32 Owen Freeman | 23:35 | 2-3 | 0-0 | 0-0 | 1-1 | 2-4 | 4-0 | 4-2 | 2-0 | 2-1 | 1-1 | -12 | | | | | | | 2nd FG% 14-33 42.4% | 3PT% 2-9 22.2% | FT% 10-13 76.9% |
| 4 Josh Dix | 24:45 | 3-8 | 1-4 | 3-4 | 1-0 | 1-0 | 3-3 | 10-1 | 0-0 | 0-0 | 1-1 | -15 | | | | | | | GM FG% 23-65 35.4% | 3PT% 6-22 27.3% | FT% 16-19 84.2% |
| 11 Tony Perkins | 9:18 | 0-2 | 4-6 | 0-4 | 4-1 | 8-8 | 22-3 | 2-3 | 2-3 | 2-3 | 5-5 | | | | | | | | Dead Ball Rebounds: 1, 1 | | |
| 20 Payton Sandfort | 36:35 | 7-16 | 5-12 | 7-7 | 1-3 | 4-4 | 4-0 | 0-0 | 0-0 | 1-1 | 0-0 | 5 | | | | | | | | | |
| 13 Ladij Dembele | 14:59 | 0-4 | 0-2 | 0-0 | 1-3 | 4-4 | 0-0 | 0-0 | 0-0 | 1-1 | 0-0 | -1 | | | | | | | | | |
| 22 Patrick McCaffery | 18:34 | 0-3 | 0-1 | 0-0 | 0-3 | 3-3 | 1-0 | 0-0 | 0-0 | 0-0 | 0-0 | -9 | | | | | | | | | |
| 5 Dasonte Bowen | 03:25 | 0-1 | 0-0 | 0-0 | 0-0 | 0-0 | 0-0 | 0-0 | 0-0 | 0-0 | 0-0 | -11 | | | | | | | | | |
| 2 Brock Harding | 11:26 | 1-3 | 0-1 | 2-2 | 0-1 | 1-1 | 1-1 | 4-2 | 2-0 | 1-0 | 1-4 | | | | | | | | | | |
| 24 Pryce Sandfort | 03:47 | 0-0 | 0-0 | 0-0 | 0-0 | 0-0 | 0-0 | 0-0 | 0-0 | 1-0 | 0-0 | 3 | | | | | | | | | |
| Totals | | 23-65 | 6-22 | 16-19 | 11-21 | 32-36 | 16-17 | 68-10 | 3-9 | 3-8 | -6 | | | | | | | | | | |

Ohio St. - 77 Record: 13-9 (3-8)

| NO. Name | Min | FG | | 3P | | FT | | Rebounds | | Fouls | | TP | AS | TO | ST | Blocks | | +/- | Shooting By Period | | |
|-------------------|-------|-------|------|-------|-------|-------|-------|----------|------|-------|-----|----|----|----|----|--------|-----|-----|--------------------------|------------------|-----------------|
| | | M-A | M-A | M-A | M-A | OR | DR | OR | DR | PF | FD | | | | | 1st | 2nd | | 3rd | | |
| 10 Jamison Battle | 25:10 | 6-12 | 3-5 | 2-2 | 1-2 | 3-2 | 2-2 | 17-0 | 4-1 | 0-0 | 0-0 | | | | | | | | 1st FG% 16-31 51.6% | 3PT% 3-6 50.0% | FT% 3-3 100% |
| 34 Felix Okpara | 31:26 | 5-7 | 0-0 | 4-6 | 7-1 | 8-3 | 5-14 | 2-2 | 2-2 | 2-0 | -8 | | | | | | | | 2nd FG% 14-33 42.4% | 3PT% 11-27 40.7% | FT% 4-10 40.0% |
| 1 Roddy Gayle Jr. | 37:52 | 4-12 | 1-4 | 3-3 | 1-3 | 4-2 | 3-12 | 3-2 | 1-0 | 2-2 | | | | | | | | | GM FG% 27-58 46.6% | 3PT% 7-16 43.8% | FT% 16-21 76.2% |
| 2 Bruce Thornton | 35:18 | 4-8 | 2-4 | 4-4 | 0-2 | 2-3 | 2-14 | 5-0 | 0-0 | 1-1 | -6 | | | | | | | | Dead Ball Rebounds: 4, 0 | | |
| 12 Evan Mahaffey | 30:41 | 3-7 | 0-0 | 0-0 | 2-3 | 5-5 | 0-6 | 4-0 | 1-0 | 0-0 | 0 | | | | | | | | | | |
| 21 Devin Royal | 17:21 | 4-8 | 0-1 | 1-2 | 1-2 | 3-3 | 1-9 | 0-1 | 0-0 | 1-1 | 2 | | | | | | | | | | |
| 23 Zed Key | 03:14 | 0-1 | 0-0 | 0-0 | 0-2 | 2-2 | 0-0 | 0-1 | 0-0 | 0-0 | 0-1 | 0 | | | | | | | | | |
| 4 Dale Bonner | 13:16 | 1-3 | 1-2 | 2-4 | 0-1 | 1-0 | 3-5 | 0-0 | 0-0 | 0-1 | -3 | | | | | | | | | | |
| 15 Bowen Hardman | 05:42 | 0-0 | 0-0 | 0-0 | 0-0 | 0-0 | 0-0 | 0-0 | 0-0 | 0-0 | 0-3 | | | | | | | | | | |
| Totals | | 27-58 | 7-16 | 16-21 | 13-17 | 30-18 | 16-17 | 77-15 | 10-4 | 3-6 | -2 | | | | | | | | | | |

Indiana - 74 Record: 13-8 (5-5)

| NO. Name | Min | FG | | 3P | | FT | | Rebounds | | Fouls | | TP | AS | TO | ST | Blocks | | +/- | Shooting By Period | | |
|---------------------|-------|-------|------|-------|-------|-------|-------|----------|-----|-------|-----|----|----|----|----|--------|-----|-----|--------------------------|-----------------|-----------------|
| | | M-A | M-A | M-A | M-A | OR | DR | OR | DR | PF | FD | | | | | 1st | 2nd | | 3rd | | |
| 5 Malik Reneau | 02:33 | 1-1 | 0-0 | 0-0 | 0-0 | 0-0 | 0-0 | 2-1 | 0-0 | 1-0 | 0-6 | | | | | | | | 1st FG% 16-27 59.3% | 3PT% 5-12 41.7% | FT% 2-3 66.7% |
| 21 Mackenzie Mgbako | 4:17 | 2-8 | 1-2 | 1-2 | 3-3 | 1-11 | 2-0 | 0-0 | 2-3 | | | | | | | | | | 2nd FG% 10-30 33.3% | 3PT% 3-10 30.0% | FT% 12-19 63.2% |
| 1 Kafel Ware | 35:23 | 8-10 | 1-1 | 6-11 | 5-5 | 10-17 | 7-23 | 2-1 | 0-3 | 0-13 | | | | | | | | | GM FG% 26-57 45.6% | 3PT% 8-22 36.4% | FT% 14-22 63.6% |
| 0 Xavier Johnson | 32:13 | 3-8 | 1-3 | 2-3 | 1-1 | 2-4 | 3-9 | 3-2 | 1-0 | 0-13 | | | | | | | | | Dead Ball Rebounds: 4, 1 | | |
| 32 Trey Galloway | 38:08 | 3-8 | 0-3 | 3-4 | 1-6 | 7-3 | 2-9 | 4-5 | 2-0 | 0-6 | | | | | | | | | | | |
| 4 Anthony Walker | 26:24 | 2-5 | 0-1 | 0-0 | 1-3 | 4-1 | 0-4 | 3-2 | 0-2 | 1-4 | | | | | | | | | | | |
| 3 Anthony Leal | 21:34 | 4-6 | 3-4 | 2-2 | 1-6 | 7-2 | 3-13 | 1-1 | 0-1 | 0-13 | | | | | | | | | | | |
| 2 Gabe Cupps | 11:22 | 1-1 | 1-1 | 0-0 | 0-1 | 1-3 | 0-2 | 0-0 | 0-0 | 0-14 | | | | | | | | | | | |
| 11 C.J. Gunn | 04:55 | 0-1 | 0-1 | 0-0 | 0-2 | 2-0 | 0-0 | 0-0 | 0-0 | 0-0 | -1 | | | | | | | | | | |
| 24 Payton Sparks | 04:37 | 0-0 | 0-0 | 0-0 | 0-1 | 1-0 | 0-0 | 0-0 | 0-0 | 1-0 | -7 | | | | | | | | | | |
| Totals | | 26-57 | 8-22 | 14-22 | 13-32 | 45-17 | 16-74 | 18-11 | 3-8 | 3-6 | | | | | | | | | | | |

Iowa - 79 Record: 13-9 (5-6)

| NO. Name | Min | FG | | 3P | | FT | | Rebounds | | Fouls | | TP | AS | TO | ST | Blocks | | +/- | Shooting By Period | | |
|----------------------|-------|-------|------|-------|------|-------|-------|----------|-----|-------|----|----|----|----|----|--------|-----|-----|--------------------------|-----------------|-----------------|
| | | M-A | M-A | M-A | M-A | OR | DR | OR | DR | PF | FD | | | | | 1st | 2nd | | 3rd | | |
| 23 Ben Krikke | 32:58 | 4-9 | 0-0 | 0-0 | 1-1 | 2-1 | 2-8 | 3-0 | 1-1 | 1-1 | 1 | | | | | | | | 1st FG% 15-30 50.0% | 3PT% 2-6 33.3% | FT% 4-5 80% |
| 32 Owen Freeman | 21:53 | 3-5 | 0-0 | 1-2 | 2-5 | 7-3 | 2-7 | 1-2 | 1-1 | 1-2 | | | | | | | | | 2nd FG% 14-24 58.3% | 3PT% 1-4 25.0% | FT% 14-17 82.4% |
| 4 Josh Dix | 28:03 | 7-10 | 1-2 | 0-0 | 0-0 | 0-0 | 1-15 | 1-1 | 0-0 | 1-2 | | | | | | | | | GM FG% 29-54 53.7% | 3PT% 3-10 30.0% | FT% 18-22 81.8% |
| 11 Tony Perkins | 32:38 | 6-12 | 0-1 | 8-9 | 1-6 | 7-1 | 6-20 | 4-0 | 1-0 | 0-6 | | | | | | | | | Dead Ball Rebounds: 3, 0 | | |
| 20 Payton Sandfort | 37:25 | 6-11 | 2-6 | 1-2 | 0-3 | 3-3 | 1-15 | 2-2 | 2-2 | 0-1 | | | | | | | | | | | |
| 13 Ladij Dembele | 19:43 | 1-2 | 0-0 | 0-0 | 3-2 | 5-4 | 0-2 | 0-1 | 1-1 | 0-4 | | | | | | | | | | | |
| 22 Patrick McCaffery | 15:13 | 1-3 | 0-1 | 8-8 | 0-2 | 2-3 | 5-10 | 0-1 | 0-1 | 0-1 | | | | | | | | | | | |
| 5 Dasonte Bowen | 04:46 | 1-1 | 0-0 | 0-1 | 0-0 | 0-0 | 1-2 | 0-1 | 0-0 | 0-1 | | | | | | | | | | | |
| 24 Pryce Sandfort | 04:44 | 0-0 | 0-0 | 0-0 | 0-0 | 0-0 | 1-0 | 0-0 | 0-0 | 0-0 | -1 | | | | | | | | | | |
| 0 Even Brauns | 00:00 | 0-0 | 0-0 | 0-0 | 0-0 | 0-0 | 0-0 | 0-0 | 0-0 | 0-0 | 0 | | | | | | | | | | |
| 2 Brock Harding | 02:38 | 0-1 | 0-0 | 0-0 | 0-0 | 0-0 | 0-0 | 0-0 | 0-0 | 0-0 | -3 | | | | | | | | | | |
| Totals | | 29-54 | 3-10 | 18-22 | 9-19 | 28-16 | 79-13 | 9-6 | 6-3 | 2 | | | | | | | | | | | |

| | Iowa | IND |
|------------------|---------------|---------------|
| Biggest lead | 3 (2nd 7:56) | 17 (1st 1:27) |
| Best Scoring Run | 9 (2nd 14:28) | 12 (1st 7:02) |
| Lead Changes | 6 | |
| Times Tied | 7 | |
| Time with Lead | 02:05 | 35:13 |

| Points from | Iowa | IND |
|---------------|------|-----|
| Turnovers | 12 | 5 |
| Paint | 24 | 32 |
| Second Chance | 4 | 15 |
| Fast Breaks | 19 | 4 |
| Bench | 4 | 20 |

| Period by Period Scoring | Iowa | IND | TOT |
|--------------------------|------|-----|-----|
| 1st | 28 | 40 | 68 |
| 2nd | 39 | 35 | 74 |

| | OSU | IOWA |
|------------------|---------------|--------------|
| Biggest lead | 4 (1st 17:53) | 5 (2nd 9:18) |
| Best Scoring Run | 7 (1st 4:10) | 8 (2nd 9:18) |
| Lead Changes | 10 | |
| Times Tied | 15 | |
| Time with Lead | 11:50 | 19:50 |

| Points from | OSU | IOWA |
|---------------|-----|------|
| Turnovers | 6 | 8 |
| Paint | 40 | 38 |
| Second Chance | 11 | 12 |
| Fast Breaks | 0 | 17 |
| Bench | 14 | 14 |

| Period by Period Scoring | OSU | IOWA | TOT |
|--------------------------|-----|------|-----|
| 1st | 38 | 39 | 77 |
| 2nd | 36 | 43 | 79 |

23 IOWA at PENN STATE
Feb. 8, 2024 | University Park, Pa. | Bryce Jordan Center

24 MINNESOTA at IOWA
Feb. 11, 2024 | Iowa City, Iowa | Carver-Hawkeye Arena



Game Records

| Record | Overall | Home | Away | Neutral |
|----------------|---------|------|------|---------|
| ALL GAMES | 5-6 | 3-3 | 2-3 | 0-0 |
| CONFERENCE | 5-6 | 3-3 | 2-3 | 0-0 |
| NON-CONFERENCE | 0-0 | 0-0 | 0-0 | 0-0 |

Score by Periods

| Team | 1st | 2nd | OT | TOT |
|-----------|-----|-----|----|-----|
| Iowa | 384 | 474 | 0 | 858 |
| Opponents | 410 | 462 | 0 | 872 |

Team Box Score

| No. | Player | | | | Total | | 3-Point | | F-Throw | | Rebounds | | | | | | | | | | | |
|------------------|--------------------|-----------|-------------|------|----------------|-------------|---------------|-------------|----------------|-------------|------------|------------|------------|-------------|------------|----------|------------|------------|-----------|-----------|------------|-------------|
| | | GP-GS | MIN | AVG | FG-FGA | FG% | 3FG-3FGA | 3FG% | FT-FTA | FT% | OFF | DEF | TOT | AVG | PF | DQ | A | TO | BLK | STL | PTS | AVG |
| 11 | PERKINS, Tony | 11-11 | 361:18 | 32.8 | 71-143 | .497 | 9-29 | .310 | 54-64 | .844 | 14 | 26 | 40 | 3.6 | 17 | 0 | 47 | 17 | 5 | 23 | 205 | 18.6 |
| 20 | SANDFORT, Payton | 11-11 | 363:03 | 33.0 | 59-130 | .454 | 35-85 | .412 | 16-19 | .842 | 10 | 55 | 65 | 5.9 | 24 | 0 | 24 | 17 | 5 | 8 | 169 | 15.4 |
| 23 | KRIKKE, Ben | 11-11 | 337:45 | 30.7 | 54-117 | .462 | 3-10 | .300 | 31-43 | .721 | 18 | 31 | 49 | 4.5 | 29 | 0 | 19 | 15 | 1 | 5 | 142 | 12.9 |
| 32 | FREEMAN, Owen | 11-10 | 280:46 | 25.5 | 50-75 | .667 | 0-0 | .000 | 20-27 | .741 | 23 | 49 | 72 | 6.5 | 34 | 2 | 14 | 11 | 13 | 11 | 120 | 10.9 |
| 4 | DIX, Josh | 11-7 | 263:52 | 24.0 | 34-69 | .493 | 13-30 | .433 | 16-18 | .889 | 4 | 16 | 20 | 1.8 | 10 | 0 | 24 | 8 | 2 | 7 | 97 | 8.8 |
| 22 | MCCAFFERY, Patrick | 8-4 | 168:30 | 21.1 | 15-48 | .313 | 3-19 | .158 | 20-23 | .870 | 1 | 22 | 23 | 2.9 | 10 | 0 | 9 | 10 | 2 | 4 | 53 | 6.6 |
| 2 | HARDING, Brock | 11-0 | 112:07 | 10.2 | 11-35 | .314 | 2-8 | .250 | 4-5 | .800 | 0 | 4 | 4 | 0.4 | 11 | 0 | 21 | 6 | 0 | 7 | 28 | 2.5 |
| 5 | BOWEN, Dasonte | 11-1 | 104:12 | 9.5 | 8-24 | .333 | 1-2 | .500 | 3-5 | .600 | 3 | 8 | 11 | 1.0 | 10 | 0 | 16 | 8 | 0 | 2 | 20 | 1.8 |
| 24 | SANDFORT, Pryce | 9-0 | 55:37 | 6.2 | 4-12 | .333 | 2-5 | .400 | 0-0 | .000 | 1 | 3 | 4 | 0.4 | 2 | 0 | 1 | 0 | 1 | 1 | 10 | 1.1 |
| 13 | DEMBELE, Ladji | 10-0 | 118:06 | 11.8 | 4-23 | .174 | 0-8 | .000 | 0-1 | .000 | 10 | 17 | 27 | 2.7 | 29 | 0 | 2 | 8 | 3 | 5 | 8 | 0.8 |
| 0 | BRAUNS, Even | 9-0 | 34:45 | 3.9 | 3-3 | 1.000 | 0-0 | .000 | 0-0 | .000 | 2 | 4 | 6 | 0.7 | 12 | 0 | 2 | 1 | 2 | 0 | 6 | 0.7 |
| Team | | | | | | | | | | | | 19 | 17 | 36 | | | | | | 6 | | |
| Total | | 11 | 2200 | | 313-679 | .461 | 68-196 | .347 | 164-205 | .800 | 105 | 252 | 357 | 32.5 | 188 | 2 | 179 | 107 | 34 | 73 | 858 | 78.0 |
| Opponents | | 11 | 2200 | | 310-665 | .466 | 76-244 | .311 | 176-241 | .730 | 135 | 281 | 416 | 37.8 | 178 | 2 | 178 | 125 | 54 | 60 | 872 | 79.3 |

Team Statistics

| | IOWA | OPP |
|------------------------|----------------|----------------|
| Scoring | 858 | 872 |
| Points per game | 78.0 | 79.3 |
| Scoring margin | -1.3 | - |
| Field goals-att | 313-679 | 310-665 |
| Field goal pct | .461 | .466 |
| 3 point fg-att | 68-196 | 76-244 |
| 3-point FG pct | .347 | .311 |
| 3-pt FG made per game | 6.2 | 6.9 |
| Free throws-att | 164-205 | 176-241 |
| Free throw pct | .800 | .730 |
| F-Throws made per game | 14.9 | 16.0 |
| Rebounds | 357 | 416 |
| Rebounds per game | 32.5 | 37.8 |
| Rebounding margin | -5.4 | - |
| Assists | 179 | 178 |
| Assists per game | 16.3 | 16.2 |
| Turnovers | 107 | 125 |
| Turnovers per game | 9.7 | 11.4 |
| Turnover margin | +1.6 | - |
| Assist/turnover ratio | 1.7 | 1.4 |
| Steals | 73 | 60 |
| Steals per game | 6.6 | 5.5 |
| Blocks | 34 | 54 |
| Blocks per game | 3.1 | 4.9 |
| Winning streak | 1 | - |
| Home win streak | 1 | - |
| Attendance | 61693 | 67954 |
| Home games-Avg/Game | 6-10282 | 5-13591 |
| Neutral site-Avg/Game | - | 0-0 |

Team Results

| Date | Opponent | | Score | Att. |
|------------|--------------|---|-------|-------|
| 12/04/2023 | at Purdue | L | 68-87 | 14876 |
| 12/10/2023 | Michigan | L | 80-90 | 10000 |
| 01/02/2024 | at Wisconsin | L | 72-83 | 15725 |
| 01/06/2024 | Rutgers | W | 86-77 | 9273 |
| 01/12/2024 | Nebraska | W | 94-76 | 9670 |
| 01/15/2024 | at Minnesota | W | 86-77 | 8379 |
| 01/20/2024 | Purdue | L | 70-84 | 14232 |
| 01/24/2024 | Maryland | L | 67-69 | 8532 |
| 01/27/2024 | at Michigan | W | 88-78 | 11752 |
| 01/30/2024 | at Indiana | L | 68-74 | 17222 |
| 02/02/2024 | Ohio St. | W | 79-77 | 9986 |



Game Records

| Record | Overall | Home | Away | Neutral |
|----------------|---------|------|------|---------|
| ALL GAMES | 13-9 | 9-3 | 2-5 | 2-1 |
| CONFERENCE | 5-6 | 3-3 | 2-3 | 0-0 |
| NON-CONFERENCE | 8-3 | 6-0 | 0-2 | 2-1 |

Score by Periods

| Team | 1st | 2nd | OT | TOT |
|-----------|-----|-----|----|------|
| Iowa | 872 | 980 | 0 | 1852 |
| Opponents | 824 | 875 | 0 | 1699 |

Team Box Score

| No. | Player | | | | Total | | 3-Point | | F-Throw | | Rebounds | | | | | | | | | | | |
|------------------|--------------------|-----------|-------------|------|-----------------|-------------|----------------|-------------|----------------|-------------|------------|------------|------------|-------------|------------|----------|------------|------------|-----------|------------|-------------|-------------|
| | | GP-GS | MIN | AVG | FG-FGA | FG% | 3FG-3FGA | 3FG% | FT-FTA | FT% | OFF | DEF | TOT | AVG | PF | DQ | A | TO | BLK | STL | PTS | AVG |
| 11 | PERKINS, Tony | 22-22 | 657:05 | 29.9 | 121-257 | .471 | 17-54 | .315 | 87-108 | .806 | 28 | 62 | 90 | 4.1 | 36 | 0 | 90 | 32 | 11 | 40 | 346 | 15.7 |
| 20 | SANDFORT, Payton | 22-22 | 630:08 | 28.6 | 114-244 | .467 | 62-158 | .392 | 40-45 | .889 | 27 | 121 | 148 | 6.7 | 49 | 0 | 56 | 30 | 6 | 16 | 330 | 15.0 |
| 23 | KRIKKE, Ben | 22-22 | 642:54 | 29.2 | 127-236 | .538 | 5-14 | .357 | 64-87 | .736 | 38 | 69 | 107 | 4.9 | 52 | 0 | 37 | 27 | 5 | 18 | 323 | 14.7 |
| 32 | FREEMAN, Owen | 22-13 | 459:20 | 20.9 | 97-151 | .642 | 0-2 | .000 | 41-61 | .672 | 51 | 81 | 132 | 6.0 | 58 | 2 | 19 | 24 | 36 | 23 | 235 | 10.7 |
| 22 | MCCAFFERY, Patrick | 19-15 | 446:21 | 23.5 | 56-137 | .409 | 13-51 | .255 | 41-51 | .804 | 3 | 57 | 60 | 3.2 | 13 | 0 | 26 | 18 | 6 | 10 | 166 | 8.7 |
| 4 | DIX, Josh | 22-8 | 444:59 | 20.2 | 59-107 | .551 | 20-44 | .455 | 23-26 | .885 | 8 | 38 | 46 | 2.1 | 21 | 0 | 41 | 15 | 6 | 13 | 161 | 7.3 |
| 5 | BOWEN, Dasonte | 22-8 | 318:29 | 14.5 | 36-88 | .409 | 4-16 | .250 | 33-39 | .846 | 14 | 17 | 31 | 1.4 | 30 | 0 | 48 | 15 | 1 | 11 | 109 | 5.0 |
| 2 | HARDING, Brock | 22-0 | 267:22 | 12.2 | 26-83 | .313 | 9-30 | .300 | 11-14 | .786 | 1 | 13 | 14 | 0.6 | 22 | 0 | 63 | 20 | 1 | 21 | 72 | 3.3 |
| 24 | SANDFORT, Pryce | 20-0 | 183:01 | 9.2 | 18-54 | .333 | 11-34 | .324 | 4-6 | .667 | 2 | 20 | 22 | 1.1 | 9 | 0 | 10 | 2 | 2 | 4 | 51 | 2.6 |
| 13 | DEMBELE, Ladji | 20-0 | 244:28 | 12.2 | 16-48 | .333 | 5-20 | .250 | 3-9 | .333 | 13 | 35 | 48 | 2.4 | 43 | 0 | 7 | 15 | 6 | 12 | 40 | 2.0 |
| 14 | KINGSBURY, Carter | 5-0 | 16:01 | 3.2 | 2-5 | .400 | 1-2 | .500 | 0-0 | .000 | 1 | 6 | 7 | 1.4 | 0 | 0 | 1 | 1 | 0 | 0 | 5 | 1.0 |
| 25 | LAKETA, Luc | 4-0 | 11:32 | 2.9 | 1-1 | 1.000 | 1-1 | 1.000 | 1-4 | .250 | 0 | 0 | 0 | 0.0 | 2 | 0 | 1 | 1 | 0 | 0 | 4 | 1.0 |
| 0 | BRAUNS, Even | 15-0 | 58:09 | 3.9 | 5-5 | 1.000 | 0-0 | .000 | 0-0 | .000 | 4 | 12 | 16 | 1.1 | 18 | 0 | 2 | 5 | 4 | 2 | 10 | 0.7 |
| 10 | CATER, Jovone | 4-0 | 11:32 | 2.9 | 0-4 | .000 | 0-2 | .000 | 0-0 | .000 | 0 | 2 | 2 | 0.5 | 1 | 0 | 0 | 1 | 0 | 1 | 0 | 0.0 |
| 1 | HUTCHISON, Spencer | 3-0 | 08:39 | 2.9 | 0-3 | .000 | 0-3 | .000 | 0-0 | .000 | 1 | 2 | 3 | 1.0 | 2 | 0 | 1 | 0 | 0 | 0 | 0 | 0.0 |
| Team | | | | | | | | | | | 39 | 38 | 77 | | | | 9 | | | | | |
| Total | | 22 | 4400 | | 678-1423 | .476 | 148-431 | .343 | 348-450 | .773 | 230 | 573 | 803 | 36.5 | 356 | 2 | 402 | 215 | 84 | 171 | 1852 | 84.2 |
| Opponents | | 22 | 4400 | | 618-1382 | .447 | 167-497 | .336 | 296-419 | .706 | 255 | 569 | 824 | 37.5 | 384 | 4 | 319 | 285 | 95 | 132 | 1699 | 77.2 |

Team Statistics

| | IOWA | OPP |
|------------------------|-----------------|-----------------|
| Scoring | 1852 | 1699 |
| Points per game | 84.2 | 77.2 |
| Scoring margin | +7.0 | - |
| Field goals-att | 678-1423 | 618-1382 |
| Field goal pct | .476 | .447 |
| 3 point fg-att | 148-431 | 167-497 |
| 3-point FG pct | .343 | .336 |
| 3-pt FG made per game | 6.7 | 7.6 |
| Free throws-att | 348-450 | 296-419 |
| Free throw pct | .773 | .706 |
| F-Throws made per game | 15.8 | 13.5 |
| Rebounds | 803 | 824 |
| Rebounds per game | 36.5 | 37.5 |
| Rebounding margin | -1.0 | - |
| Assists | 402 | 319 |
| Assists per game | 18.3 | 14.5 |
| Turnovers | 215 | 285 |
| Turnovers per game | 9.8 | 13.0 |
| Turnover margin | +3.2 | - |
| Assist/turnover ratio | 1.9 | 1.1 |
| Steals | 171 | 132 |
| Steals per game | 7.8 | 6.0 |
| Blocks | 84 | 95 |
| Blocks per game | 3.8 | 4.3 |
| Winning streak | 1 | - |
| Home win streak | 1 | - |
| Attendance | 116540 | 99573 |
| Home games-Avg/Game | 12-9712 | 7-14225 |
| Neutral site-Avg/Game | - | 3-7399 |

Team Results

| Date | Opponent | | Score | Att. |
|------------|----------------|---|--------|-------|
| 11/07/2023 | North Dakota | W | 110-68 | 7653 |
| 11/10/2023 | Alabama St. | W | 98-67 | 8814 |
| 11/14/2023 | at Creighton | L | 84-92 | 17352 |
| 11/17/2023 | Arkansas St. | W | 88-74 | 9536 |
| 11/23/2023 | vs Oklahoma | L | 67-79 | 3500 |
| 11/24/2023 | vs Seton Hall | W | 85-72 | 3912 |
| 11/29/2023 | North Florida | W | 103-78 | 8641 |
| 12/04/2023 | at Purdue | L | 68-87 | 14876 |
| 12/07/2023 | at Iowa St. | L | 65-90 | 14267 |
| 12/10/2023 | Michigan | L | 80-90 | 10000 |
| 12/16/2023 | vs Florida A&M | W | 88-52 | 14786 |
| 12/20/2023 | UMBC | W | 103-81 | 8357 |
| 12/29/2023 | NIU | W | 103-74 | 11846 |
| 01/02/2024 | at Wisconsin | L | 72-83 | 15725 |
| 01/06/2024 | Rutgers | W | 86-77 | 9273 |
| 01/12/2024 | Nebraska | W | 94-76 | 9670 |
| 01/15/2024 | at Minnesota | W | 86-77 | 8379 |
| 01/20/2024 | Purdue | L | 70-84 | 14232 |
| 01/24/2024 | Maryland | L | 67-69 | 8532 |
| 01/27/2024 | at Michigan | W | 88-78 | 11752 |
| 01/30/2024 | at Indiana | L | 68-74 | 17222 |
| 02/02/2024 | Ohio St. | W | 79-77 | 9986 |

