

2012-13 NITTANY LION BASKETBALL PENN STATE

GAME 21

GAME INFO

TELEVISION: ESPNU: Dan Gutowsky & Adrian Branch
RADIO: Penn State Sports Network: Local (1450 AM); Steve Jones (pxp) & Dick Jerardi (analyst)
 Sirius/XM: 91/191

WEB: Gametracker & Audio at: GoPSUsports.com

COACHES:

PENN STATE: Patrick Chambers – 20-32 (2nd at PSU); 62-60 (4th Overall)
IOWA: Fran McCaffery – 42-44 (3rd at Iowa); 293-221 (17th Overall)

RPI: PSU:179; IOWA: 84

NEXT UP: PSU will return to the Jordan Center after a weekend by to face Purdue on Tuesday. The Boilers posted a 60-42 victory in West Lafayette on Jan. 13 and own a 28-11 series lead having won the last two meetings and 8 of the last 9. The Lions are 9-10 vs. Purdue at home and posted a 65-45 victory in the Jordan Center last year for Coach Patrick Chambers' first Big Ten win.

2012-13 SCHEDULE

Record: 8-12 (0-8 Big Ten) **Home:** 7-6; **Road:** 0-4; **N:** 1-2

Date	Opponent	Time (ET)	TV/Result
NOVEMBER			
Fri. 9	SAINT FRANCIS (PA)		W, 65-58
Puerto Rico Tip-Off Tournament, Coliseo Ruben Rodriguez, Bayamon, PR			
Thur. 15	#6/6 North Carolina State		L, 55-72
Fri. 16	Providence		W, 55-52 OT
Sun. 18	Akron		L, 60-85
Fri. 23	BUCKNELL		W, 60-57
Wed. 28	BOSTON COLLEGE		L, 61-73
DECEMBER			
Sat. 1	PENNSYLVANIA		W, 58-47
Wed. 5	at La Salle (at the Palestra)		L, 57-82
Sat. 8	ARMY		W, 78-80
Sat. 15	DELAWARE STATE		W, 80-76 OT
Sun. 23	NEW HAMPSHIRE		W, 72-45
Sat. 29	DUQUESNE		W, 84-74
JANUARY			
Thur. 3	at Wisconsin		L, 51-60
Mon. 7	#5/5 INDIANA		L, 51-74
Thur. 10	NORTHWESTERN		L, 54-70
Sun. 13	at Purdue		L, 42-60
Wed. 16	#18/17 MICHIGAN STATE		L, 72-81
Sat. 19	NEBRASKA		L, 64-68
Wed. 23	at #7/8 Indiana		L, 49-72
Sat. 26	#14/15 OHIO STATE		L, 51-65
Thur. 31	at Iowa	8:00 p.m.	ESPNU
FEBRUARY			
Tue. 5	PURDUE	7:00 p.m.	BTN
Sat. 9	at Nebraska	9:00 p.m.	ESPNU
Thur. 14	IOWA	9:00 p.m.	ESPNU
Sun. 17	at Michigan	12:00 p.m.	BTN
Thur. 21	at Illinois	8:15 p.m.	BTN
Wed. 27	MICHIGAN	6:30 p.m.	BTN
MARCH			
Sa/Su. 2-3	at Minnesota	3 or 1/4	
Thur. 7	at Northwestern	7:00 p.m.	ESPNU
Sun. 10	WISCONSIN	12:00 p.m.	BTN
2013 Big Ten Tournament – United Center, Chicago, Ill.			
Thur. 14	First Round (ESPNU/BTN)	12, 2:30, 6:30, 9:00	
Fri. 15	Quarterfinals (ESPN, BTN)	12, 2:30, 6:30, 9:00	
Sat. 16	Semifinals (CBS)	1:40, 4:00	
Sun. 17	Championship (CBS)	3:30	

**All times Eastern; BTN: Big Ten Network;
 Rank: #AP/ESPN/USATODAY**

PENN STATE

(8-12; 0-8 Big Ten)

IOWA

(13-7; 2-5 Big Ten)

THURSDAY, JAN. 31, 2013 @ 8:00 P.M. (ET)
 CARVER-HAWKEYE ARENA
 IOWA CITY, IA



Twitter: @PennStateMBB
 @Coach_Chambers



Facebook: facebook.com/pennstatebasketball

STORYLINES:

- Penn State seeks first conference win and first road win of the season.
- Chambers and Iowa's McCaffrey both with strong Philadelphia roots.
- Newbill & Marshall form second highest scoring tandem in Big Ten, combine for 50% of Lions points, 56% of free throws.
- Lions seek first win at Iowa since 2001
- Lions limiting opponent's leading scorers.

THE GAME: Penn State returns to the court after four days, hitting the road to face Iowa on Thursday looking for its first road win of the season. It begins a string of six of the Lions' last 10 Big Ten games on the road. The Hawkeyes own a 23-13 lead in the series and are 14-3 in Iowa City. The Lions won the last meeting 69-64 in the Jordan Center last February. Penn State's last win in Iowa City came with a 78-73 victory in 2001, a string of nine straight losses in Iowa City. The Lions have won two of the last three meetings. Penn State is seeking its first conference victory and its first road win of the season. The Lions have lost their last 14 road games, dating to a victory at Boston College in November of 2011, and last 12 vs. Big Ten opponents, dating to a victory at Minnesota on March 6, 2011.

NOTES TO KNOW:

- Penn State coach Patrick Chambers and Iowa coach Fran McCaffery were both born in Philadelphia and have strong ties to the city. McCaffery played and coached at Penn and was later also head coach at Lehigh, about an hour north of the city.
- Penn State has held the leading scorers of the last two opponents well below their season averages holding IU's Cody Zeller (17.2 ppg) to a career low 2 and Big Ten leading scorer Deshaun Thomas (20.5 ppg) to a season low 11 on 4-of-13 shooting.
- Penn State has posted a season best seven blocks in each of the last two games and ranks fourth in Big Ten games blocking 4.1 per game. PSU's 70 blocks are 20 more than after 20 games last season.
- D.J. Newbill committed just one turnover in 39 minutes against one of the nation's top defenders in Aaron Craft, contributing to a PSU season low 4 turnovers vs. OSU, the Lions' fewest since committing three vs. Wisconsin in 2006.
- D.J. Newbill and Jermaine Marshall have both posted double-figure scoring in each of the Lions' last four games. Four different Lions have been the team's third scorer in those games: Borovnjak (9), Travis (9), Taylor (9) and Colella (6). The Lions have had no more than two players record double-figures in the same game in the Big Ten so far.
- Newbill (6) or Marshall (9) have led the Lions in scoring in 15 of the 16 games since Tim Frazier went down with injury.
- Penn State has started three different line-ups in the last three games and six different on the year. Brandon Taylor missed his first start in 15 games in the last outing.
- Penn State is averaging 65.4 ppg at home, eclipsing 70 five times, and 49.7 ppg on the road, with a high of 57, this season. The Lions are averaging 47 ppg in Big Ten road games with a high of 51 posted at Wisconsin in the Big Ten opener.
- Jermaine Marshall has led the Lions in scoring in the last three home games, posting 21.0 ppg (including a career high 29 vs. MSU), and four times in seven Big Ten games.
- Jermaine Marshall (29) and D.J. Newbill (27) both posted career high point totals and accounted for 56 of PSU's 72 points in a loss to MSU while combining to shoot 60%.
- Jermaine Marshall posted his first career double-double (29 & 10) vs. MSU. He has double-figure scoring in 14 of his last 16 games and leads the team with 34 threes and 30 steals.
- PSU has posted 14 games with double-digit offensive boards, including a season high 17 vs. Indiana on Jan. 7. PSU has won the rebounding battle in 10 of the last 14 games and leads the Big Ten collecting 74.8% of all defensive rebounds.
- Penn State has gotten to the line an average of 23 times in the last four games but is still trailing Big Ten foes 11.5 ppg to 17.5 ppg in scoring at the foul line and has been outscored at the foul line in every Big Ten game so far.
- D.J. Newbill leads Penn State with 132 free throw attempts and has gotten to the foul line at least once in 48 of 51 career games.
- Newbill (6th, 15.5 ppg) and Marshall (7th, 15.1 ppg) are one of two sets of teammates to rank in the Top 10 in scoring in the Big Ten, and the 2nd highest scoring backcourt (30.6 ppg), behind Michigan's Trey Burke (2nd, 17.9) and Tim Hardaway Jr. (5th, 15.9), 33.8 ppg.
- Newbill and Marshall account for 50% of the Lions' points and steals.

PENN STATE ATHLETIC COMMUNICATIONS:

Brian Siegrist, Associate Director of Athletic Communications/Men's Basketball
E-mail: tbs1@psu.edu **Cell Phone:** 814-777-5126 **Office:** 814-865-1757
 Susan Bedsworth, Secondary Basketball contact
E-mail: sjb5001@psu.edu **Cell Phone:** 814-308-2273
Press Row: 814-863-3294 **Twitter:** @PSUSTRETCH **Website:** GoPSUsports.com



LAST TIME OUT

No. 14 OHIO STATE 65, PENN STATE 51
Jan. 26, 2013 • Bryce Jordan Center

Penn State held Big Ten leading scorer Deshaun Thomas to 11 points on 4-of-13 shooting, but couldn't generate enough of its own offense shooting 36% from the floor and 13-of-22 (59%) from the foul line to fall to the Buckeyes. The Lions had the game tied at 11 with 13:34 to play in the first half when they suffered through an 11-minute drought without a field goal and saw OSU take a 25-12 lead. Still the Lions were within 11, 29-18, at the half. OSU shot 43% for the game and 19-of-23 from the foul line led by Sam Thompson's 16 points. Penn State committed a season low four turnovers and saw D.J. Newbill record 15 points, six assists, two steals and just one turnover in 39 minutes vs. Aaron Craft. Jermaine Marshall led PSU with 16 points and Sasa Borovnjak added nine. PSU remained within striking distance most of the game, but couldn't generate a run as OSU went up 16 with 13:34 to play and held a double-digit lead the rest of the way.

STATISTICAL COMPARISON

PENN STATE		IOWA
Newbill (15.5)	SCORING LEADER	Marble (14.4)
Travis (6.8)	REBOUND LEADER	White (6.1)
Newbill (4.0)	ASSIST LEADER	Clemmons (3.8)
61.0	SCORING OFFENSE	72.8
67.1	SCORING DEFENSE	63.7
-6.1	SCORING MARGIN	+9.1
35.8	REBOUNDS PER GAME	40.0
+3.0	REBOUND MARGIN	+4.7
9.2	ASSISTS PER GAME	16.0
5.3	STEALS PER GAME	6.7
38.9	FIELD GOAL %	43.1
42.6	FG% DEFENSE	39.0
27.6	3PT FG%	30.3
37.6	3PT FG% DEFENSE	28.9
68.9	FREE THROW %	70.3
0.7	ASSIST TO TURNOVER	1.2
12.9	TURNOVERS	12.9
L8	W/L STREAK	L2

SERIES HISTORY

OVERALL:	Iowa leads, 23-13
LAST MEETING:	2/16/12 at PSU, W, 69-64
CURRENT STREAK:	W, 1
AT PSU:	10-6
AT IOWA:	3-14
NEUTRAL SITE:	0-3
CHAMBERS VS. IOWA:	1-1
LAST 10 MEETINGS:	5-5
1/24/07	A 63 79 L
2/28/07	H 74 72 W
1/25/08	A 49 64 L
2/27/08	H 65 64 W
1/24/09	H 63 59 W
3/7/09	A 67 75 L
1/16/10	A 64 67 L
1/26/11	H 65 51 W
2/4/12	A 64 77 L
2/16/12	H 69 64 W


SCOUTING IOWA: The Hawkeyes are coming off a tough 65-62 overtime loss at Purdue in which freshman guard Mike Gesell led four Iowa players scoring 12 or more points with 18 on 3-of-4 from three. Iowa is 13-7 overall and 2-5 in Big Ten play, having lost its last two games on the road after wins at Northwestern (70-50) and vs. Wisconsin (70-66). Iowa is 10-2 at home with close losses to Indiana (69-65) and Michigan State (62-59). Roy Devyn Marble leads Iowa posting 14.4 ppg and Aaron White adds 13.4 ppg and 6.1 rpg. Iowa is scoring 72.8 ppg to rank among the top scoring teams in the Big Ten, but is allowing 63.7 ppg to rank among the bottom three in the conference. They are one of the strongest rebounding teams pulling 40 per game and lead the league in assists with 16.0 per game.

PENN STATE PLAYERS

Website: GoPSUsports.com; Roster Size: 16; Letterman Returning/Lost: 9/4; Starters Returning/Lost: 3/2


LAST GAME STARTERS:

2 D.J. Newbill **G**
 So. ■ 6-4 ■ 205 ■ Philadelphia, Pa.
PTS REB AST MIN
 15.5 5.9 4.0 36.0




NOTES: 1 turnover & 6 assists in 39 minutes vs. Aaron Craft...Career high 27 pts vs. MSU...Double-digit scorer in 17 of 20 games on year, six 20-point games...7 career double-doubles...Leads team with 140 free throw atts...leads team in scoring & assists, 2nd leading rebounder...6th in B1G in scoring/7th in assists...Took over point with loss of Frazier...Sat out 2011-12 after transfer from Southern Miss...Conference USA All-Freshman Team.

20 Nick Colella **G**
 Sr. ■ 6-3 ■ 195 ■ New Castle, Pa.
PTS REB AST MIN
 3.7 2.5 0.8 24.4




NOTES: Started last two games...21 threes, 3rd on team...career high 15 points vs. Duquesne (5-of-7 from three)...Leads team in charges taken (13) & dives (53)...Granted scholarship for final season...Started 6-straight Big Ten games last year...former walk-on, played 2 years at Penn State-Behrend...joined team through open tryouts...former Lady Lion practice player...left handed.

11 Jermaine Marshall **G**
 Jr. ■ 6-4 ■ 205 ■ Etters, Pa.
PTS REB AST MIN
 15.1 4.5 2.2 34.3




NOTES: Career high 29 pts & 10 rebs vs. MSU...Led team in scoring 9 times on year...7th in B1G in scoring...25 vs. B.C...Leads team with 34 threes & 30 steals...9th in B1G in steals (1.6)...Spells Newbill at point guard...6 career 20-point games, 37 double-digit scoring games, 17 this year...2nd leading scorer last year (10.8)...707 career points & 83 career threes...Good finisher in lane...long arms...plays at deceptive pace

43 Ross Travis **F**
 So. ■ 6-6 ■ 225 ■ Chaska, Minn.
PTS REB AST MIN
 6.8 6.8 0.5 30.6



NOTES: 14 pts vs. Indiana (1/7)...two double-doubles, 5 double-digit scoring & 4 double-digit rebounding games on year...6th in B1G in Rebounding (6.8)...11 rebs at Wisconsin...Career high 13 rebs vs. B.C...10 rebs & 11 pts vs. Akron for 1st career double-double...career-high 15 points vs. Michigan in last '11-12 regular season game...Called a "junkyard dog" by Coach Chambers...Earned team's "Scrappiest Player" award...high motor.


21 Sasa Borovnjak **F**
 Sr. ■ 6-9 ■ 240 ■ Belgrade, Serbia
PTS REB AST MIN
 5.7 3.4 0.1 21.6



NOTES: 9 pts vs. Ohio State...Career high 4 steals at Purdue...10.2 ppg over final 5 non-con games...Three straight double-digit scoring games to end non-con (best of career)...season high 14 vs. DUQ & Delaware St...5 career double-figure scoring games...leads team shooting 50.0%...Missed 2010-11 season with torn ACL (right)...benches over 300 pounds...Academic All-Big Ten honoree...declared this his final collegiate season.


OFF THE BENCH

10 Brandon Taylor **F**
 Fr. ■ 6-7 ■ 235 ■ Tabernacle, N.J.
PTS REB AST MIN
 6.3 3.8 0.1 22.4



NOTES: Double-digit points in 6 games...Led team with 11 pts at Purdue...8 points & 2 threes at WISC...14 points vs. Army...2nd on team with 25 threes...31.6% from three...First career start vs. Bucknell, scored career-best 16 points (4-of-8 from three)...Starter since Frazier's injury...2012 Times of Trenton Player-of-the-Year...Big Ten body...Confident player...trimmed 30 pounds from his frame in the preseason.

25 Jon Graham **F**
 So. ■ 6-8 ■ 225 ■ Baltimore, Md.
PTS REB AST MIN
 2.3 3.2 0.1 15.2




NOTES: Defensive and rebounding presence...6 rebounds vs. Ohio State...leading shot blocker (20)...Equalled a career best with 10 rebs vs. NC State...25 straight starts prior to 12/8...Named team's "Most Improved Player" 2011-12...Cut weight from 240 to 225 and added four inches to his vertical prior to 2012-13...leads team with 24 rebs on 185-pound bench.

5 Donovan Jack **F**
 Fr. ■ 6-9 ■ 205 ■ Reading, Pa.
PTS REB AST MIN
 1.8 1.1 0.0 6.4




NOTES: 1st career three vs. Indiana...8 pts, 3 rebs vs. Delaware State...played in 15 games...One of the best leapers & shot blockers on team...three-time Pennsylvania All-State (twice first team)...two-time Berks County Player-of-the-Year...1,725 points, 10th most in Berks County history and most in city of Reading...left handed...standout volleyball player.

14 Kevin Montmyr **G**
 So. ■ 6-3 ■ 185 ■ Centre Hall, Pa.
PTS REB AST MIN
 0.9 0.4 0.0 2.8




NOTES: Played in 12 of the last 13 games, scoring in 5 of last 10...3-pointer before halftime buzzer vs. Neb...3 points in career high 12 minutes vs. Northwestern...Walk-on from nearby Penns Valley HS (20 minutes from BJC)...School's all-time leading scorer (1,498)...good shooter...4.0 GPA in fall...Dean's List honors in Smeal College of Business...High school valedictorian with 4.0.

1 Akosa Maduegbunam **G**
 Fr. ■ 6-3 ■ 200 ■ Boston, Mass.
PTS REB AST MIN
 0.5 0.6 0.1 4.1



NOTES: Career high 18 minutes at Purdue...Scored first career points vs. Delaware State...played in 11 games...NEPSAC AAA All-League HM...Averaged 22.3 ppg, 8.0 rpg in leading Charlestown HS to Boston City League title as a junior...MVP of the City League Tournament...two-time All-City selection...owns a team-best 35-inch vertical.


32 Pat Ackerman **F**
 So. ■ 6-11 ■ 220 ■ Rutland, Mass.
PTS REB AST MIN
 1.0 0.1 0.1 5.5



NOTES: 8 min. vs. MSU...1st action since November vs. Indiana (1/7)...played in 6 of last 7 games...6 points in Big Ten play...Scored first career points vs. Bucknell (11/23)...played in 11 games in 2011-12...Father, Tom, is former head coach at Mansfield University (Pa.), and Assumption College (Mass)...tallest Lion player...mobile...good face-up shooter.

#	PLAYER	P	CL	HT	PPG	RPG	NOTES
24	Zach Cooper	G	Jr.	6-1			walk-on, Associate degree from Gulf Coast State CC
34	Alan Wisniewski	F	Jr.	6-9	0.0	0.0	Played in 7 career games...Walk-on, joined the team in October of 2010
35	Kevin Onyeaka	F	Jr.	6-5	0.0	0.0	Played at Purdue...joined team during open walk-on tryouts in late October '12

23 Tim Frazier **G**
 Sr. ■ 6-1 ■ 170 ■ Houston, Texas
PTS REB AST MIN
 16.3 4.5 3.75 32.5
CAREER 1,035 372 459 (6th) 143 (9th steals)



NOTES: Injured in Akron game (11/18)...20th 20-point vs. NC State...Wooden and Naismith Candidate...preseason All-Big Ten...2012 First-team All-Big Ten...Only Div. 1 player to average at least 17 ppg & 6 apg last year...Led nation accounting for 58% of team's offense...Led Big Ten in assists (14th in NCAA) & steals & 2nd in scoring last year...Set PSU season assist record (198)..



LAST TIME at Iowa, L, 77-64 on Feb. 4, 2012

Penn State hit just 3 of its first 17 shots and fell behind 23-7 after the first 11 minutes of action. Penn State shot 26.7% in the first half and just 2-of-13 from three while committing 11 turnovers to trail by as many as 21 in the half and 36-19 at the break. Iowa built its lead to 26 early in the second half, before the Lions used a 17-5 rally sparked by three treys from Jermaine Marshall and two from Tim Frazier to get within 14 with 13:25 to play. Penn State would shoot 53% in the second half and 8-of-16 from three to get within 11 in the closing minutes, but no closer. Frazier led PSU with 23 points and five assists. Marshall added 13, Cammeron Woodyard 11 and Nick Colella 10. Matt Gatens led Iowa with 18 as the Hawkeyes outscored PSU 29-4 at the foul line and turned 15 turnovers into 20 points.

OUTLET PASSES (PLAYERS)

- **TIM FRAZIER** continues to be the active career assist leader in the Big Ten with 459, despite not playing since game four. Ohio State's Aaron Craft is second with 448.
- **JERMAINE MARSHALL** posted a career high 29 points & 10 rebounds vs. Michigan State. He has led the Lions in scoring in NINE games on the year. He has 37 career double-digit scoring games and 6 20-point games.
- **JERMAINE MARSHALL** greatly improved his defense last year and finished second on the team with 32 steals. He leads the team this season with 30, including a career high five vs. New Hampshire.
- **D.J. NEWBILL** posted his first double-double at Penn State with a career high 23 points and 12 rebounds vs. Duquesne. He has scored in double-digits in 17 of 20 games on the year, including a career high 27 vs. MSU. His six 20-point games on the year rank third in the Big Ten and his seven career double-doubles (six at Southern Miss.) are tied for fourth-most among active Big Ten players.
- **D.J. NEWBILL** trimmed his weight from 225 to 205 in the off-season following his red-shirt campaign after transferring from Southern Mississippi. He missed nearly two months of practice early last season after injuring his left shoulder.
- **ROSS TRAVIS** has led the team in rebounding in 11 games. He is sixth in the Big Ten posting 6.8 rpg. He led the Lions in rebounding eight times last year.
- **ROSS TRAVIS** posted a career-best 13 rebounds vs. Bucknell, 11 at Wisconsin and led Penn State with 10 in a loss to Akron in the Puerto Rico Tip-Off, adding 11 points for his first career double-double. He has four double-digit rebounding games and two double-doubles on the year.
- **JON GRAHAM** tied a career high with three blocks vs. Penn and leads the team with 20 on the season. He blocked a total of 19 shots last year to lead the team.
- **JON GRAHAM** trimmed his weight from 240 to 225 pounds for his sophomore season and added four inches to his vertical. He maintains a team-best 24 reps on the 185-pound bench press, four better than the 2012 NBA combine best.
- Former walk-on **NICK COLELLA** was granted a scholarship for his senior campaign. He posted a career-best 15 points on 5-of-7 from three vs. Duquesne. He went 11-of-20 from three in the last four non-con games. He was placed on scholarship for the second semester of last season and started six-straight games in the Big Ten.
- Freshman **BRANDON TAYLOR** arrived on campus weighing more than 260 pounds, in part due to a plantar fasciitis that kept him inactive for much of the summer. He sculpted his body in the late summer and preseason and trimmed his weight by 30 pounds entering the season.
- **BRANDON TAYLOR** posted 16 points in his first career start vs. Bucknell. He has posted double-digit scoring in six games since taking on a larger role in the absence of Frazier. The 6-7 Taylor is 25-79 (31.6%) from three, making at least one in 13 of 17 games since Tim Frazier's injury. His 25 threes are second only to Jermaine Marshall's 34.

OUTLET PASSES (TEAM)

- Penn State is blocking 4.1 shots per game in the Big Ten (4th among conference teams), led by Jermaine Marshall who has 9 blocks in Big Ten play.
- Penn State has won the rebounding battle in 10 of the last 14 games and in 12 of 20 on the year. The Lions lead the Big Ten collecting 74.8% of all defensive rebounds.

Penn State 64 • 10-14, 2-9

#	Player	Total		3-Pr		Rebounds		PF	TP	A TO	Blk	Stl	Min	
		FG	FTA	FG	FTA	Off	Def							
4	Woodward, Cammeron	4-11	2-7	1-3	2	4	6	4	11	1	0	0	27	
25	Graham, Jon	2-3	0-0	0-0	0	1	1	4	0	1	1	1	23	
05	Glover, Matt	0-4	0-1	0-0	0	2	2	1	0	2	1	1	12	
11	Marshall, Jermaine	5-9	3-5	0-0	1	3	4	4	13	0	2	0	24	
23	Frazier, Tim	10-20	3-4	1-1	2	3	5	23	5	7	0	2	40	
20	Colella, Nick	3-8	2-7	2-3	1	2	3	10	3	1	0	2	29	
21	Borovnjak, Sasa	0-1	0-0	0-0	3	4	3	0	0	2	0	0	13	
35	Oliver, Billy	1-5	1-5	0-0	0	1	1	2	3	0	1	0	16	
43	Travis, Ross	0-1	0-0	0-0	1	2	3	0	1	0	0	1	16	
Team		25-62		10-29		4-7		10		21		31		64
Totals		25-62		10-29		4-7		10		21		31		64

FG % 1st half: 8-30 26.7% 2nd half: 17-32 53.1% Game: 25-62 40.3%
 3FG % 1st half: 2-3 33.3% 2nd half: 8-16 50.0% Game: 10-29 34.5%
 FT % 1st half: 1-3 33.3% 2nd half: 3-4 75.0% Game: 4-7 57.1%

Iowa 77 • 13-11, 5-6

#	Player	Total		3-Pr		Rebounds		PF	TP	A TO	Blk	Stl	Min	
		FG	FTA	FG	FTA	Off	Def							
15	McCabe, Zach	3-7	0-1	4-4	0	5	5	4	10	1	4	0	31	
30	White, Aaron	5-9	2-4	5-6	3	6	9	2	17	4	2	3	32	
04	Marble, Roy Devyn	2-3	0-0	1-2	1	7	8	2	5	2	4	1	34	
05	Gatens, Matt	3-8	2-6	10-11	2	4	1	18	3	0	0	2	34	
24	Cartwright, Bryce	0-9	0-0	7-8	0	7	2	17	5	1	0	0	34	
01	Basabe, Melsahn	2-6	0-0	2-3	1	1	2	0	6	0	0	1	32	
00	Oglesby, Josh	0-2	0-0	0-0	0	0	0	0	0	0	0	0	9	
25	May, Eric	2-4	0-0	0-0	1	1	2	1	4	1	2	0	12	
35	Archibb, Devon	0-0	0-0	0-0	0	0	0	0	0	0	1	0	3	
Team		22-48		4-13		29-34		9		29		38		77
Totals		22-48		4-13		29-34		9		29		38		77

FG % 1st half: 12-28 42.9% 2nd half: 10-20 50.0% Game: 22-48 45.8%
 3FG % 1st half: 5-5 100% 2nd half: 2-8 25.0% Game: 4-13 30.8%
 FT % 1st half: 10-11 90.9% 2nd half: 19-23 82.6% Game: 29-34 85.3%

Official: Miss Kitts, Scott Thornley, Jo Beards
 Technical fouls: Penn State: TEAM, Iowa: NONE.
 Attendance: 1,515 (12)

Score by periods	1st	2nd	Total
Penn State	19	45	64
Iowa	35	41	77

Last FG - PSU 2nd-00:57, IOWA 3rd-01:22.
 Largest lead - PSU None, IOWA by 26 2nd-17:39.

■ Penn State has been outscored at the free throw line in every Big Ten game and by a margin of 11.5 to 17.5 per game during Big Ten play.

■ Penn State shot a season best 40% (8-20) from three vs. Duquesne and made a season high eight threes. The Lions have not made more than 5 threes in a Big Ten game and are shooting 24.8% from the arc in conference games. The Lions have shot less than 40% from the arc in 19 games and less than 30% in 10.

■ Penn State is 4-1 in games decided by seven points or less on the year, including two overtime wins, losing for the first time 68-64 to Nebraska in the BJC. The Lions went 4-7 in 11 games decided by seven points or less last year, having just one home loss come by more than six points.

■ Penn State has allowed 11 opponents to eclipse 70 points, winning three of those games, and having eight losses on the year come to opponents scoring 70+. Penn State is 4-21 under Patrick Chambers when opponents break 70 points.

■ Five of Penn State's eight primary contributors (following the loss of Tim Frazier) are freshmen or sophomores, including three of the top four scorers and rebounders.

■ Penn State has fielded one of the nation's youngest squads the last two years. This year, two sophomores and a freshman are in the starting line-up accounting for 61 of 100 starts on the year. Last year eight of 10 primary contributors were in their first or second season of Division I play.

HOLDING THE MAN DOWN:

- Penn State has held the opposing teams leading scorer below their season average in each of the last five games.
- The defense has been particularly strong in the last two outings holding Indiana's Cody Zeller (17.2 ppg) to a career low two points and no field goals in four attempts and Big Ten Leading scorer Deshaun Thomas (20.5 ppg) to a season low 11 of 4-of-13 shooting.

WHAT A COMBO!:

- Junior Jermaine Marshall posted career highs of 29 points and 10 rebounds and sophomore D.J. Newbill had a career high 27 points and added six assists as Penn State's starting guards accounted for 56 of the Lions' 72 points in an 81-72 loss to No. 18 Michigan State (1/16).
- The tandem combined to shoot 18-30 (60%) from the floor and 17-of-23 (74%) at the foul line. Marshall hit three treys and tied a career high with 10 field goals while Newbill got to the foul line 15 times and made 11.
- They both exploded in the second half with Marshall collecting 22 of his points and Newbill 18 of his in the second 20 minutes, accounting for 40 of the Lions 47 points in the highest scoring PSU half in coach Patrick Chambers two seasons. They accounted for 18 straight points at one point and 30 of the final 32 for the Lions as PSU sliced a 16-point MSU lead to five with 2:06 to play.
- Their combined 56 points were the most by two Lions in a game since Geary Claxton (31) and Janelle Cornley (25) combined for 56 in a 129-111 victory over VMI in 2006. It marked the second time this season they both scored 20 points in a game.
- Marshall and Newbill have combined to record 33 of the Lions 51 double-digit scoring games this season, with 18 coming from the other players on the roster.
- Marshall and Newbill account for 50% of the Lions points and steals and 56% of the team's free throws and free throw attempts.



STANDINGS (Jan. 28)

Team	BIG TEN			OVERALL		
	W-L	%	W-L	%	%	
1. Michigan	6-1	.857	19-1	.950		
Indiana	6-1	.857	17-2	.900		
3. Michigan State	6-2	.750	17-4	.810		
4. Ohio State	5-2	.714	15-4	.789		
Wisconsin	5-2	.714	14-6	.700		
6. Purdue	4-3	.571	11-9	.550		
7. Minnesota	3-4	.429	15-5	.750		
8. Northwestern	3-5	.375	12-9	.571		
9. Illinois	2-5	.286	15-6	.714		
Iowa	2-5	.286	13-7	.650		
11. Nebraska	2-6	.250	11-10	.524		
12. Penn State	0-8	.000	8-12	.400		

BIG TEN SCHEDULE:

- Tuesday, Jan. 29, 2013**
Wisconsin @ Ohio State • ESPN • 6:00 p.m. ET
Nebraska @ Minnesota • BTN • 8:00 p.m. ET
- Wednesday, Jan. 30, 2013**
Northwestern @ Michigan • BTN • 5:30 p.m. ET
Indiana @ Purdue • BTN • 7:30 p.m. ET
- Thursday, Jan. 31, 2013**
Illinois @ Michigan State • ESPN2 • 6:00 p.m. ET
Penn State @ Iowa • ESPNU • 7:00 p.m. ET

PENN STATE IN THE BIG TEN

FIRST YEAR: 1992-93 Season
REGULAR SEASON RECORD: 107-240 (21st Season)
TOURNAMENT RECORD: 9-15
ROAD RECORD: 31-141
HOME RECORD: 76-99
MOST WINS; SEASON: 12-6 (1996), 10-8 (2009), 9-9 (2011), 9-9 (1995), 8-8 (1998), 7-9 (2001), 7-11 (2008), 6-10 (2006)
BEST SEASON: 12-6 record, 2nd, 1995-96 season.
.500+ SEASONS: 5, the last coming in 2010-11
LAST YEAR: 4-14 (T11th)
BEST START: 4-0 in 1995-96 season.
LONGEST WIN STREAK: 4, twice, 1996 & 2009
LONGEST HOME WIN STREAK: 9 (one season), 1996, 12 (two seasons) 1995 & 1996
MOST ROAD WINS IN A SEASON: 3, 7 times, last 2011
LONGEST ROAD WIN STREAK: 2, 3 times, last 2010

EAST COAST COACHING CONNECTION:

Penn State head coach Patrick Chambers and Iowa head coach Fran McCaffery were both born in Philadelphia, Pa. and have deep coaching ties to the city. Chambers played at Philadelphia University and later coached at Episcopal Academy (HS) and Villanova. McCaffery played at Penn and was later an assistant coach for the Quakers before becoming head coach at Lehigh, about an hour north of the city. Wisconsin's Bo Ryan and Chambers both hail from Delaware County Pennsylvania. Ryan was born and raised approximately 12 miles from Chambers and about 20 minutes from downtown Philadelphia in Chester, Pa. and coached high school basketball in Pennsylvania at Brookhaven and Sun Valley, both near Philadelphia. Northwestern's Bill Carmody also has strong east coast ties having been born in Spring Lake, N.J. and coached at Princeton and Providence (assistant) as does Michigan's John Beilein who was born in Burt, N.Y. and made several coaching stops around western New York and the east coast including at Nazisius, Richmond, West Virginia, LeMoyné and Nazareth.



THE PENN STATE BASKETBALL SHOW



"The Penn State Basketball Show presented by Pepsi," Coach Patrick Chambers' weekly call-in radio show, will be broadcast live from Damon's Grill in State College again this season.

Hosted by Steve Jones, the show will air live from the clubhouse at Damon's (1031 E. College Ave.) Thursday nights from 6:05 to 7:00 p.m. Fans are encouraged to ask questions of the coach live and in-person or by calling 1-800-52LIONS (525-4667). Questions will also be taken via twitter at @PennStateMBB. The show can be heard on more than 40 radio stations on the Penn State Sports Network and on-line at GoPSUsports.com.

PENN STATE BASKETBALL: IN THE PAINT



"Penn State Basketball: In The Paint presented by Pepsi" is a fast-paced 30-minute program that takes fans inside Penn State basketball with exclusive interviews and access, features and game highlights. Produced by Penn State Public Broadcasting it will air eight episodes throughout the season, which will be televised on WPSU-TV, across the Commonwealth and markets in the Mid-Atlantic. Check local listings for airtimes.

Local Airtimes:

WPSU-TV, Ch. 3 (State College/Central Pa.):
 o Sundays at 12:00 p.m. & 11:30 p.m.;
 WTAJ-TV, Ch. 10 (State College, Altoona, Johnstown):
 o Sundays at 11:35 p.m.

EPISODE DEBUTS:

Jan. 11, 18 & 25; Feb. 1 & 15; March 1 & 15

TIM FRAZIER INJURY: WHAT'S MISSING

■ **TIM FRAZIER** was named to the preseason All-Big Ten team by conference media voters. Frazier was named a first-team All-Big Ten selection last year after leading the Big Ten in assists (6.2) and finishing second in scoring (18.8) and steals (2.4).

■ stands 6th on the Penn State career assist charts with 459 after posting a record 198 last year and is 151 assists shy of breaking the all-time career record of 600 set by Freddie Barnes in 1992.

■ scored 208 field goals and had 198 assists to lead the nation being involved in 58.4% of Penn State's field goals last year. Only two other players in Division I were involved in 50% or more of their teams scoring.

■ was the ONLY player in NCAA Division I to post at least 17 points and 6 rebounds a game last year.

■ had led Penn State in scoring in 28 of the last 35 games, including 15 of 19 games vs. Big Ten opponents, and scored 20 or more points in 9 of his last 13 games before his injury. Was averaging 21.7 ppg through the first three games of the season.

MEDIA INFORMATION

Penn State will hold in-person press conferences with head coach **Patrick Chambers at 2:15 p.m. on Mondays** (with some exceptions) and **phone only teleconferences at 11:00 a.m. on Fridays** throughout the year. **Penn State players** will be available immediately following most Monday press conferences for 15-20 minutes prior to practice and at selected times throughout the week. Coach Chambers will also be available **Monday mornings at 10:40 a.m. (ET) via the BIG TEN TELECONFERENCE.**

PRESS SCHEDULE

Mon. Jan. 28	2:15 p.m. BJC Green Room
Mon. Feb. 4	2:15 p.m. BJC Green Room
Tue. Feb. 12	2:15 p.m. BJC Green Room
Tues. Feb. 19	2:15 p.m. BJC Green Room
Mon. Feb. 25	2:15 p.m. BJC Green Room
Tues. March 5	2:15 p.m. BJC Green Room
Tues. March 12	2:15 p.m. BJC Green Room

TELECONFERENCE FRIDAY'S AT 11:00 A.M.

CALL IN #: 1-866-493-5099

Fri. Feb. 8	11:00 a.m.
Fri. Feb. 15	11:00 a.m.
Fri. March 1	11:00 a.m.
Fri. March 8	11:00 a.m.

BIG TEN COACHES TELECONFERENCES

WEEKLY: Monday's 10 a.m. - 11:50 a.m ET

Coach Chambers @ 10:40 a.m. (ET)

Call In#: 1-800-762-8779.

Weekly passcode e-mailed each Sunday.

Available for play-back for 24 hours following call.

To access the play-back:

dial: 1-800-406-7325; PASSCODE: 121473#

BUILDING A TWITTER FOLLOWING: Coach Patrick Chambers twitter account (@Coach_Chambers) eclipsed 10K followers in early January. Chambers was ranked among the Top 25 most followed Division I basketball coaches, and fourth among Big Ten coaches, in a preseason survey by the basketball blog runthefloor.com. He has gained more than 1,000 followers since that survey.

GREAT GUARDS: Penn State's high scoring guard trio will all return for the 2013-14 season. With Jermaine Marshall and D.J. Newbill on pace to finish the 2012-13 campaign with around 800 career points each, they could give the Lions three 1,000-point scorers on the floor during the 2014 Big Ten season.

	Career Pts	20+ games	Double-digit	CH
Frazier	1,035	20	43	30
Marshall	707	6	37	29
Newbill	602	7	30	27
TOTALS	2,344	33	110	

A NEW MARSHALL IN TOWN: Junior Jermaine Marshall has emerged as not only one of Penn State's main weapons, ranking 7th in the Big Ten scoring 15.2 ppg, but a primary ball handler, sharing duties at the point with D.J. Newbill, and a generator of turnovers, leading the team with 30 steals (9th in the Big Ten, 1.5 spg). He posted his **FIRST CAREER DOUBLE-DOUBLE** with career highs of 29 points and 10 rebounds vs. Michigan State (1/16) and his combined point and rebound total (39) were the most by a Nittany Lion since Talor Battle posted 28 points and 13 rebounds (41) in a 69-61 win over Michigan in 2008. He has two 20-point games on the year. He led Penn State in scoring in four straight games immediately following the injury to Tim Frazier and has led the team in points NINE times on the year. He logged a career high five assists vs. two turnovers in the win over Delaware State for his best floor game of the year and followed that with a career high five steals in the win over New Hampshire. Marshall is the Lions' leading active career scorer (discounting the injured Tim Frazier) with 707 points and three-point shooter with 83 career threes.

NEWBILL ON POINT: D.J. Newbill, a natural off-guard, has taken over point guard duties since the injury to Tim Frazier in the fourth game of the season. He is logging big minutes at the position playing 36.0 per game to rank second in the Big Ten. Working through growing pains at the position, He posted his best floor game with just one turnover and six assists to go with 15 points in 39 minutes vs. Ohio State Aaron Craft (1/26). He posted 10-straight double-digit scoring games after taking over, a streak snapped vs. Indiana, and has posted double-digit points in 17 of 20 games with six 20-point outings,

including a career high 27 vs. Michigan State (1/16). He has led the Lions in scoring SIX times since Frazier's injury, posting career highs on four occasions including a 23-point, 12-rebound effort vs. Duquesne for his first double-double at Penn State and seventh career. His six 20-point outings on the year are third most in the Big Ten.

BOROVNJAK STRONG IN FINAL CAMPAIGN:

Senior Sasa Borovnjak, who is in his fourth year in the program but redshirted the 2010-11 campaign due to a knee injury suffered prior to the season and is eligible for a fifth season of eligibility, has made the decision to make this his final season of of collegiate competition and plans to graduate in May. Since discussing the decision with coach Patrick Chambers, he has played the best basketball of his career and started 12 straight games. His nine points vs. No. 14 Ohio State marked his most ever in a Big Ten game. He posted three-straight double-digit scoring games to close out the non-conference season culminating with 14 vs. Duquesne on 7-of-9 shooting. He tied a career high with eight rebounds for the second time in three games vs. Delaware State and added 14 points on a career best 8-of-10 from the foul line for the best statistical game of his career. He followed with 11 points vs. New Hampshire for his first back-to-back double-digit scoring games. Averaging 1.7 ppg and 2.4 rpg in his first seven games, he has raised his averages to 5.7 ppg and 3.4 rpg.

TRAVIS GETS AGGRESSIVE:

Ross Travis has staked a claim as one of the top rebounders in the Big Ten posting four double-digit rebounding games on the season, including 11 in the Big Ten opener at Wisconsin, to rank SIXTH in the Big Ten posting 6.8 rpg. Having worked hard on his jump shot in the off-season, he has also asserted himself offensively posting back-to-back double-digit scoring outings for the first time in his career (12 at La Salle and 14 vs. Army) and has five double-digit scoring games on the year (he had five all of last season). He led Penn State in scoring for the first time on his career with 14 points vs. Indiana while taking a career high 17 field goal attempts. Travis scored eight of the Lions first 14 points at La Salle and seven of Penn State's first nine vs. Army and shot 11-of-22 (50%) combined in the games. He logged his second career double-double with 14 points and 10 boards vs. Army.

LOOKING AHEAD

Mon., Jan. 28	Tues., Jan. 29	Thur., Jan. 31	Mon., Feb. 4	Tues., Feb. 5	Fri., Feb. 8	Sat., Feb. 10
Patrick Chambers' Press Conference 2:15 p.m.	Penn State Basketball Show Live from Damon's Grill 6:05-7:00 p.m.	@ Iowa Iowa City, IA 8:00 p.m. ESPNU	Patrick Chambers' Press Conference 2:15 p.m.	vs. Purdue Bryce Jordan Center 7:00 p.m. BTN	Patrick Chambers' Teleconference 11:00 a.m.	@ Nebraska Lincoln, Neb. 9:00 p.m. ESPNU



SEASON HONORS

- D.J. Newbill**
 • No. 4 Play of the Day on ESPN's Sportscenter (1/3)
- Tim Frazier**
 • Preseason All-Big Ten Team
 • Wooden Award Preseason Top 50
 • Naismith Award Preseason watch list
 • No. 15 ranked point guard in nation, cbsports.com
 • No. 54 among Top 100 players, cbsports.com
 • 1 of 30 candidates for Senior CLASS Award

DOUBLE-FIGURES

SCORING	CAREER	SEASON
Tim Frazier	43	3
Jermaine Marshall	37	16
D.J. Newbill	30	17
Ross Travis	10	5
Brandon Taylor	6	6
Sasa Borovnjak	5	3
Nick Colella	3	1
Jon Graham	2	-

REBOUNDING	CAREER	SEASON
D.J. Newbill	7	1
Ross Travis	4	4
Tim Frazier	3	-
Jon Graham	2	1
Jermaine Marshall	1	1

ROAD RECORD:

ON THE YEAR: 0-4 (0-3 Big Ten)
2011-12: 1-11 (0-9 Big Ten)
Previous 2 Years: 4-19 (3-15 Big Ten)
Big Ten Road Games: 31-139 overall
Most Big Ten Road Games Won In A Season: 3 (seven occasions, last in 2011). The Lions reached the post-season in all but one of those seasons (1999).

CAREER & SEASON HIGHS

	CAREER	SEASON
SCORING		
Frazier	30 (@ NEB, '12)	23 (SFU)
Marshall	29 (MSU, '13)	29 (MSU)
Newbill	27 (MSU, '13)	27 (MSU)
Taylor	16 (BUCK '12)	16 (BUCK)
Borovnjak	15 (MISS, '12)	14 (DEL ST)
Travis	15 (MICH, '12)	14 (2X, IU)
Colella	15 (DUQ, '12)	15 (DUQ)
Graham	10 (2X NW, '12)	5 (@ IU)
Jack	8 (DEL ST, '12)	8 (DEL ST)
Maduegbunam 2	2 (2X @PUR '13)	2 (2X, @PUR)
Ackerman	2 (4X OSU '12)	2 (4X, OSU)
Montminy	3 (3X NEB, '13)	3 (3X, NEB)

REBOUNDING

Newbill	16 (UTEP, '11)	12 (DUQ)
Travis	13 (BC, '12)	13 (BC)
Frazier	11 (2X COR, '11)	9 (PROV)
Graham	10 (2X NCST '12)	10 (NCST)
Marshall	10 (MSU, '13)	10 (MSU)
Borovnjak	8 (2X DEL ST, '12)	8 (2X DEL ST)
Taylor	6 (2X @PUR '13)	6 (2X @PUR)
Colella	6 (NEB, '13)	6 (NEB)
Jack	4 (DUQ, '12)	4 (DUQ)
Montminy	2 (2X, NW '13)	2 (2X, NW)
Maduegbunam	2 (DUQ '12)	2 (DUQ)
Ackerman	3 (BC '12)	1 (IU)

ASSISTS

Frazier	11 (YSU, '11)	7 (PROV)
Newbill	7 (BUCK '12)	7 (BUCK)
Marshall	5 (DEL ST, '12)	5 (DEL ST)
Colella	3 (2X UNH, '12)	3 (2X IU)
Travis	3 (LAF, '11)	2 (2X UNH)
Borovnjak	2 (4X NEB, '12)	2 (2X NEB)
Graham	1 (9X)	1 (4X @ IU)
Taylor	1 (3X UNH, '12)	1 (4X IU)
Maduegbunam	1 (DEL ST, '12)	1 (DEL ST)
Ackermans	1 (MSU, '13)	1 (MSU)

QUICK FACTS

UNIVERSITY

Name: The Pennsylvania State University
Location: University Park, Pa. 16802
Founded: 1855
Enrollment: 43,831 (38,205 undergraduate)
Nickname: Nittany Lions
Colors: Blue & White
Conference: Big Ten Conference
Division: NCAA Division I
Home Court: Bryce Jordan Center (15,261)
President: Dr. Rodney Erickson
Acting Athletic Director: Dr. Dave Joyner
Ticket Office Phone: 1-800-NITTANY

BASKETBALL HISTORY

First Year of Basketball: 1897
All-time MBB Record: 1,369-1,078 (117th Season)
Record in Jordan Center: 172-106 (18th Season)
NCAA Tourn. Years (Record)/Last: 9 (9-11), 2011
NIT Years Record)/Last: 10 (22-9), 2009 NIT Champions
Big Ten Record: 117-248 (21st Season)

2011-12 REVIEW

2011-12: 12-20 (H: 10-7; A: 1-11; N: 1-2)
2012 Big Ten Finish: T11th (4-14)
2012 Big Ten Tournament: 0-1, L, 75-58 vs (5) Indiana

Scoring (B1G/NCAA): 61.8 (11th, 288th)
Field Goal Percentage: 39.3 (12th, 325th)
Three-Point Percentage: 31.1 (11th, 262nd)
Free Throw Percentage: 68.6 (11th, 194th)
Scoring Defense: 65.8 (8th, 127th)
Field Goal Percentage Defense: 43.4 (8th, 181st)
Rebounding: 33.9 (6th, NA);
Turnovers: 12.2 (NA, 62nd);
Assists: 10.8 (11th, 305th)
Steals: 6.8 (5th, 130th)

2012-13 NITTANY LION ROSTER

NUMERICAL

NO.	NAME	POS.	HT.	WT.	YR./ELIG.	HOMETOWN/HIGH SCHOOL
1	Akosa Maduegbunam	G	6-3	200	Fr./Fr.	Boston, Mass./Charlestown HS/Winchendon Sch.
2	D.J. Newbill	G	6-4	205	Jr./So.	Philadelphia, Pa./Strawberry Mansion
5	Donovon Jack	F	6-9	205	Fr./Fr.	Reading, Pa./Berks Catholic
10	Brandon Taylor	F	6-7	235	Fr./Fr.	Tabernacle, N.J./Trenton Catholic
11	Jermaine Marshall**	G	6-4	205	Sr./Jr.	Etters, Pa./Red Land
14	Kevin Montminy*	G	6-3	185	So./So.	Centre Hall, Pa./Penns Valley Area
20	Nick Colella*	G	6-3	195	Sr./Sr.	New Castle, Pa./New Castle/PSU-Behrend
21	Sasa Borovnjak**	F	6-9	240	Sr./Sr.	Belgrade, Serbia/Veritas Christian (N.C.)
23	Tim Frazier***	G	6-1	170	Sr./Sr.	Houston, Texas/Strake Jesuit
24	Zach Cooper	G	6-1	170	Jr./Jr.	Ijamsville, Md./Urbana/Gulf Coast State (CC)
25	Jon Graham*	F	6-8	225	Jr./So.	Baltimore, Md./Calvert Hall
32	Patrick Ackerman*	F	6-11	220	So./So.	Rutland, Mass./Worcester Academy
34	Alan Wisniewski*	F	6-9	230	Jr./Jr.	Sterling Heights, Mich./Bishop Foley
35	Kevin Onyeaka	F	6-5	205	Sr./Jr.	Harrisburg, Pa./Central Dauphin East/PSU-Mont Alto
43	Ross Travis*	F	6-6	225	So./So.	Chaska, Minn./Chaska
	John Johnson	G	6-1	175	So./So.	Philadelphia, Pa./Life Center Academy/Univ. of Pittsburgh

* = Letters Earned

COACHING & SUPPORT STAFF

Head Coach: Patrick Chambers (2nd at PSU, 4th overall, Philadelphia University, '94)
Associate Head Coach: Eugene Burroughs (Richmond, '94)
Assistant Coaches: Keith Urgo (Fairfield, '02) & Brian Daly (Saint Joseph's, '92)
Director of Basketball Operations: Ross Condon (Villanova, '07)
Director of Player Development: Adam Fisher (Penn State, '06)
Strength Coach: Brad Pantall (Penn State, '96)
Athletic Trainer: Jon Salazer (Penn State, '93)

BY ELIGIBILITY

SENIORS (3)

21	Sasa Borovnjak**	F
20	Nick Colella*	G
23	Tim Frazier*** (will apply for 5th year)	G

JUNIORS (4)

11	Jermaine Marshall**	G/F
24	Zach Cooper	G
34	Alan Wisniewski*	F
35	Kevin Onyeaka	F

SOPHOMORES (6)

2	D.J. Newbill	G
14	Kevin Montminy*	G
25	Jonathan Graham*	F
32	Patrick Ackerman*	F
43	Ross Travis*	F
	John Johnson	G

FRESHMEN (3)

1	Akosa Maduegbunam	G
5	Donovon Jack	F
10	Brandon Taylor	F

PRONUNCIATIONS

SASA BOROVNJAK
 SAW-sha BOE-rahv-KNEE-yak
AKOSA MADUEGBUNAM
 Ugh-COE-sa MAD-a-WAY-boo-nam
KEVIN ONYEAKA
 OH-knee-AHH-kuh
ALAN WISNIEWSKI
 WIZ-new-SKI



QUOTABLE

"He's like Rocky Balboa...he kept coming and coming. He took a 1,000 punches from Oladipo, Hulls and Sheehey, but he kept coming. He has a boxer's mentality. He's just going to keep throwing punches. I think you saw a leader emerge. I was really proud of him."

- Chambers on D.J. Newbill's play at Indiana

"They're so physical, they're great at going in and kind of seeking contact and bouncing you off and scoring the ball. They're really strong guys. That backcourt with (Tim) Frazier next year is going to be really good."

- Nebraska coach Tim Miles on PSU guards

"I'm looking at that player in the suit (Frazier) that was there today, and that player would make a big difference on that team. Those two wing guys and then a player of his caliber at the point - it's going to be an impressive team next year."

- Michigan State Coach Tom Izzo

"Do I miss him?...I don't miss him. He's attached to my hip everyday. This is going to turn out to be a blessing in the long run. I really believe that. He helped run practice the other day. I ran the blue team and Tim ran the white team."

- Patrick Chambers on Tim Frazier

"This is definitely a different group in the way they approach things. I think the mentality is different; this isn't the same old Penn State. This is a group that is playing with confidence, this is a group that doesn't fear failure."

- Patrick Chambers on his team

"I wanted someone to help D.J. lead the team. They have to earn it. They have to bring it everyday...It has to be a consistent 30 days. Those two guys for the last month or so since Tim has gone down, have stepped up. They've earned the right to be named captains"

- Patrick Chambers on naming Nick Colella and Jermaine Marshall to join D.J. Newbill as team captains prior to Big Ten play.

"I think Pat's (Chambers) doing a fantastic, fantastic job, maybe one of the best jobs in the country. I played against his team when they had (Tim) Frazier and for them to be doing what they're doing without him, that's a major, major credit to Pat and those kids."

- Jim Ferry, Duquesne Head Coach

"I think it's those 15 guys in the locker room. They know what people say about them. They hear it, they read it and they see it on Facebook and Twitter. They're a resilient bunch and they're going to keep pressing on and keep competing and getting better."

- Patrick Chambers on team finishing non-con season 6-2 since loss of Tim Frazier

"Awesome, just awesome. I love it. That's what it's supposed to be. That's a Philly guard. If you don't come out of a game with blood or scraped up knees and two different sneakers, then you didn't play hard. He's obviously played extremely hard for 39 minutes."

- Patrick Chambers on D.J. Newbill's effort vs. Duquesne in which he had to switch shorts due to blood and blew out the side of one of his shoes.

NOTES FROM RECENT OUTINGS

NOTES FROM LOSS TO NO. 14 OHIO STATE:

- Penn State held Big Ten leading scorer Deshaun Thomas (20.5) to a season low 11 points.
- Penn State committed a season low four turnovers, its lowest number since committing just 3 vs. Wisconsin in 2006.
- D.J. Newbill posted 15 points and six assists and had just one turnover in 39 minutes vs. Aaron Craft.
- Jermaine Marshall led the Lions in scoring for the eighth time on the year with 16 points.
- Penn State had a season low 25 rebounds and two offensive boards in the game.
- Sasa Borovnjak's nine points marked his most ever in a Big Ten game.

NOTES FROM LOSS AT INDIANA:

- Penn State held preseason Player of the Year Cody Zeller to a career low two points and 0-of-4 from the floor. Zeller, Jordan Hulls (8) and Christian Watford (10) combined to score 20 points. The trio had 45 in the Hoosiers victory in State College on Jan. 7.
- D.J. Newbill played 39 minutes and led Penn State with 18 points, seven rebounds and a career high tying four steals.
- Penn State committed 18 turnovers after having a season high 19 vs. the Hoosiers in the game in State College.
- The Lions forced 18 IU turnovers and gained seven steals.
- Indiana hit its first six attempts from three in the second half and finished 11-of-20 (55%) from the arc.
- Penn State committed a season high 29 fouls and had three players foul out while Indiana made 21-of-37 at the foul line.

TAYLOR A THREE-POINT THREAT: Freshman Brandon Taylor has proven to be an efficient offensive performer early in his career when he can avoid early foul trouble that limits his minutes. A pick and pop, stretch four, he led Penn State in scoring for the first time on his career with 11 at Purdue (1/13). He shot a team-best 37.8% from the arc during the non-conference season, but has seen that dip to 31.6 percent (25-79). He has made at least one three in 13 of 17 games since taking on a larger role following Tim Frazier's injury. His 25 threes rank second on the team. He posted back-to-back double-digit outings vs. Akron and Bucknell (hitting 62.5% (6-12) from three). Taylor's 14 points vs. Army and 10 vs. New Hampshire gave him five double-digit scoring outings on the year.

COLELLA LEADS LIONS IN CHARGES TAKEN & DIVES:

Among the team leaders in overall "Attitude Points" on the season, senior Nick Colella leads the team with 13 charges taken and 52 dives on the year emblematic of the grit and hustle of a former walk-on. After a rough start to the season that saw him shoot 5-of-27 from three in the first eight games, he found his shot in the final four non-conference games going a team-best 11-of-20 (55%) from three to average 9.0 ppg. Included in that effort was a career high 15 points on a career-best 5-of-7 from three and a career-best four boards in the win vs. Duquesne. His five threes marked the most by a PSU player on the season. He is now third on the team with 21 threes on the year and has raised his three-point percentage to a team-leading 32.8%.

FRAZIER HITS 8-WEEK MILESTONE: Tim Frazier had successful surgery to repair his ruptured left Achilles tendon on Nov. 20. He hit the eight-week milestone since the surgery on Jan. 15 and marked the day by no longer requiring use of a walking boot. He will wear a wedge under his left heel for the next 2-3 weeks as he continues to stretch the tendon. He is currently walking in a pool and undergoing rehab to stretch the tendon and remove scar tissue. He is expected to begin walking on a weight suspended treadmill at the 10-week mark post surgery and to begin jumping rope in weeks 14 to 18. Frazier was in a cast for about three weeks before moving to a walking boot that gradually flattened his foot as the tendon stretched. He is expected to have about a six-month recovery period and, at the completion of the 2012-13 campaign, will apply for an NCAA Hardship Waiver to return for the 2013-14 season.

72 VS. MSU ENDS BIG TEN SCORING DROUGHT: Penn State's 47 points against Michigan State in the second half marked a high for a half in two seasons under Coach Chambers. The Lions eclipsed 70 points for the fifth time on the season and fifth in a stretch of seven home game. The 72 points and 48% shooting marked a PSU high in Big Ten play on the year. MSU entered the game ranked second in the Big Ten in scoring defense (57.7 ppg) and defensive shooting percentage (37.6%) and had allowed just one opponent to reach 70, a 74-70 win over Boise State. PSU posted 78.5 ppg in its final four non-conference

STARTS CHART

CAREER STARTS

PLAYER	10-11	11-12	12-13	CAREER	CONS	GAMES
#23 Tim Frazier	33	32	4	79	-	101
#2 D.J. Newbill	32*	DNP	20	52	20	52
#11 Jermaine Marshall		17	20	37	23	79
#43 Ross Travis		16	19	34	1	52
#25 Jon Graham		17	8	25	-	47
#21 Sasa Borovnjak		7	11	19	12	70
#10 Brandon Taylor			15	15	-	20
#20 Nick Colella		6	3	9	1	46

* at Southern Mississippi

2012-13 SEASON

GAME	POSITION					LINE-UP RECORD
	1	2	3	4	5	
SAINT FRANCIS	23	2	11	43	25	
vs. N.C. State	23	2	11	43	25	
vs. Providence	23	2	11	43	25	
vs. Akron	23	2	11	43	25	2-2
BUCKNELL	2	11	43	10	25	
BOSTON COLLEGE	2	11	43	10	25	
PENN	2	11	43	10	25	
@ LaSalle	2	11	43	10	25	2-2
ARMY	2	11	43	10	21	
DELAWARE ST.	2	11	43	10	21	
NEW HAMPSHIRE	2	20	11	10	21	1-0
DUQUESNE	2	11	43	10	21	
@ Wisconsin	2	11	43	10	21	
INDIANA	2	11	43	10	21	
NORTHWESTERN	2	11	43	10	21	
@Purdue	2	11	43	10	21	
MICHIGAN STATE	2	11	43	10	21	
NEBRASKA	2	11	43	10	21	3-6
@ Indiana	2	11	20	10	21	0-1
OHIO STATE	2	11	20	43	21	0-1

BENCH SCORING

SEASON HIGH:

25 vs. DUQUESNE

20+ POINTS: --

AVERAGE: 9.4

SAINT FRANCIS	5
N.C. State	2
Providence	8
Akron	16
BUCKNELL	8
BOSTON COLLEGE	3
PENN	5
LaSalle	11
ARMY	11
DELAWARE ST	16
NEW HAMPSHIRE	20
DUQUESNE	25

DIFFERENT

STARTING LINE-UPS:

6 on the year;

61 of 100 starts on the year by freshmen or sophomores.

Penn State employed 14 different starting line-ups on the 2011-12 season, nine in Big Ten play.



games, but failed to eclipse 54 points in its first four Big Ten games, posting 49.5 ppg over that stretch. The Lions had logged three straight games with season lows in shooting (31.7% vs. Indiana, 31.6% vs. Northwestern in the Jordan Center and 25.9% (the lowest mark under Patrick Chambers) at Purdue) prior to the MSU game. The Lions 42 points in the loss at Purdue marked the fewest scored in two seasons under head coach Patrick Chambers.

WHAT ARE THE CHANCES?: On January 13, Nittany Lion freshman Brandon Taylor and Lady Lion senior Alex Bentley made half court shots just prior to halftime on the same day, approximately two hours apart. Taylor tossed in a 50-foot bomb at the halftime buzzer for the last of his 11 points in a road loss at Purdue. Meanwhile, two hours later at the Bryce Jordan Center Bentley tossed one in from the Nittany Lion logo to give Penn State a 40-27 halftime lead in an eventual victory over Nebraska.

FOUR STRAIGHT 70-POINT GAMES TO CLOSE NON-CON: Penn State posted its four best point (78, 80, 72 & 84) and assist totals (13, 15, 13 & 12) of the season in the last four non-conference games and three of its top for shooting games. The Lions shot 47% and scored 78.5 ppg in the last four non-con outings, an increase of nearly 20 ppg over their 58.9 ppg average over the first eight games of the year. The Lions' streak of four straight games of 70+ points was their longest since posting seven in November and December of 2008 and their 84-point outing vs. Duquesne in the final non-con game was their most since 2009.

■ Penn State went 6-2 in the eight non-con games after losing do-everything guard Tim Frazier to a season-ending Achilles injury. The Lions 8-4 record in the non-con season equaled their win total from last year (8-5), despite losing Frazier early in the fourth game of the year.

WE CAN RELATE: Penn State coach Patrick Chambers can relate to star guard Tim Frazier's recent injury, in fact Frazier is using the exact same motorized scooter Chambers used this summer after he underwent arthroplastic surgery to repair the knee joint on his left leg and was limited to riding the scooter and non-weight bearing crutches for six weeks and the use of crutches for two months. Chambers has said the insertion of a wedge and six screws to re-align his knee joint was one of the toughest things he's had to deal with and will use the recent experience to help guide Frazier through his rehabilitation. Frazier's sister, Krystal, also suffered a ruptured Achilles, during a standout basketball career at Rice that saw her earn All-Conference USA honors. She returned from the injury to post 10 ppg in her senior season.

FRAZIER REMAINS ACTIVE LEADER: Since his season-ending Achilles injury, Tim Frazier has remained a vocal and active presence on the team attending every practice and shouting instructions and pulling teammates aside during breaks in the action. He is a virtual assistant coach in games, even delivering the pre-game scout in the locker room prior to the win over Delaware State. He has been particularly active in helping to guide D.J. Newbill in his transition to the point guard position.

FRAZIER SUFFERS SEASON-ENDING INJURY: Senior guard Tim Frazier, a pre-season candidate for both the Wooden and Naismith national player of the year awards, will miss the remainder of the 2012-13 season due to an injury suffered in the Nittany Lions' third game of the Puerto Rico Tip-Off in Bayamon, Puerto Rico. Frazier had played in every game (101) the last three plus seasons. He suffered a ruptured Achilles tendon in his left leg and the 2012 first-team All-Big Ten guard underwent surgery to repair the injury on Nov. 20. A pre-season All-Big Ten selection, Frazier was leading Penn State with 21.7 ppg and 5.0 apg per game and was second with 6.0 rebounds per game through three games. He suffered the injury in the Nittany Lions' fourth game, a Nov. 18 contest vs. Akron in Puerto Rico, leaving the floor at the 14:30 mark of the first half. Frazier, a two-time Academic All-Big Ten selection on schedule to graduate in May with a degree in Supply Chain and Information Systems from the Smeal College of Business, is eligible to apply for an NCAA medical Hardship Waiver after the completion of the 2012-13 campaign. He had posted 25 straight double-digit scoring game, 14 of which were 20+ point outings, and had led Penn State in scoring in 28 of the last 35 games, scoring 20+ points in nine of his last 13, prior to the Akron game.

LIONS HIT OFFENSIVE & REBOUNDING HIGH VS. DUQUESNE: Penn State shot a season-best 40% from three (8-20) making a season high eight and eclipsed 70 points for the fourth straight game in the win vs. Duquesne. Its 84 points marked the Lions most since posting 104 vs. Gardner-Webb in 2009. Penn State out-rebounded Duquesne 50-28 (+22), posting its most rebounds since logging 52 vs. UMBC in 2009. The Lions 16 offensive boards produced a 23-7 advantage in second chance points. Penn State got a season high 25 points off the bench vs. Duquesne, led by a career-best 15 from Nick Colella on a career-best 5-of-7 from three. D.J. Newbill posted a career high 23 points vs. Duquesne and added 12 rebounds and five assists for his first double-double at Penn State and seventh of his career. Sasa Borovnjak posted double-digit scoring in three straight games, including 14 vs. Duquesne, the best stretch of his career.

LIONS RALLY TO GET OT WIN OVER PROVIDENCE/FIRST UNDER CHAMBERS: Penn State played and won its first overtime game under head coach Patrick Chambers in its second game of the Puerto Rico Tip-Off downing Providence 55-52 in OT. Penn State came back from 10 points down in the second half to claim the victory. Tim Frazier scored nine straight points during a key second half stretch. Frazier led Penn State in scoring (19), rebounds (9), assists (7), and steals (4) while playing all 45 minutes (a career most). Chambers improved to 4-0 in overtime games as a head coach (2-0 at BU) when the Lions downed Delaware State (80-76) a month later.



PATRICK CHAMBERS

HEAD COACH • 2ND SEASON

PHILADELPHIA UNIVERSITY, '94

62-60 Overall (4th season)

20-32 at Penn State (2nd season)

Family: Wife: Courtney; Daughters: Grace & Caitlin; Son: Ryan

Hometown: Newtown Square, Pa.

College: Philadelphia University, 1994

Date of Birth: Dec. 13, 1970

CAREER HIGHLIGHTS

- Named 12th head basketball coach at Penn State on June 6, 2011.
- Led Boston University to the 2011 NCAA Tournament – the program's first NCAA berth since 2002.
- Led BU to the 2011 America East Tournament Title.
- Posted back-to-back 21-win seasons at BU – the only coach in BU history to earn 20 wins in each of his first two seasons and the fastest to earn a conference championship.
- 42-28 record in two seasons as head coach at BU, leading the Terriers into the post-season both years.
- Associate head coach at Villanova's during the Wildcats 2009 NCAA Final Four run.
- Five seasons on Villanova staff under Jay Wright – helped lead the Wildcats to a 126-45 record (.737), five NCAA Tournament appearances, four NCAA Sweet 16 appearances, a school record 30 wins in 2008-09, won at least 22 games every year.
- Instrumental in building Villanova's 2009 recruiting class which was ranked No. 3 in the nation by ESPN.com.
- Four players coached at Villanova played in the NBA.
- Recruited four McDonald's All-Americans to Villanova.

NOTABLE

- The youngest of 12 siblings (nine boys, three girls)
- Was in collegiate coaching just five years before earning his first head coaching position at Boston University.
- Three siblings are Penn State graduates and a nephew, Patrick Flanagan, is a defensive back on the football team.
- Worked for 10 years as a highly successful salesman and part owner in the family's printing business in Philadelphia.
- Played for 2011 Naismith Basketball Hall of Fame inductee Herb Magee at Philadelphia University. Magee, also known as "The Shot Doctor," is college basketball's all-time victories leader (941).
- Began his career at Philadelphia U. as a walk-on and went on to become the school's all-time leader in assists.
- Played for and coached with legendary Philadelphia coach Dan Dougherty at Episcopal Academy. Dougherty posted 621 wins at Episcopal, most of any high school coach in Philadelphia history.
- Older brother, Tim, was the 1984 Ivy League Player of the Year in football and led Penn to three-straight Ivy League titles. He is now a writer, producer and director and just released the film "Mighty Macs."
- Older brother, Paul, was a three-year starter at point guard for the Penn Quakers.

CHAMBERS COACHING RECORD

YEAR	RECORD (Conference)	POST-SEASON
BOSTON UNIVERSITY		
2009-10	21-14 (11-5 4th/2nd in Tourn.)	CBI Semifinals
2010-11	21-14 (12-4 2nd/Won Tourn.)	NCAA 2nd Round
PENN STATE		
2011-12	12-20 (4-14 T11th/1st rd. Tourn.)	
TOTALS		
4 Years	62-60 (27-31) 1 Tournament Title	1 NCAA, 1 CBI

COLLEGIATE COACHING EXPERIENCE:

1995-96	Delaware Valley (PA) College (Asst)
2004-05	Villanova (Dir. Ops)
2005-08	Villanova (Asst.)
2008-09	Villanova (Assoc. Head Coach)
2009-11	Boston University (Head Coach)
2011-present	Penn State (Head Coach)



THE LAST TIME:

BEAT at TOP 25 Team	1/19/12 vs. #22 Illinois (54-52)
BEAT at TOP 10 Team	2/1/09 @#9 Michigan State (72-68)
BEAT at TOP 5 Team	3/18/01 vs. #5 North Carolina (NCAA) (82-74)
BEAT a BIG TEN TEAM by 20+	1/5/12 vs. Purdue (65-45)
WON in OVERTIME	12/15/12 vs. Delaware St. (80-76)
LOST in OVERTIME	1/2/4/10 @Wisconsin (79-71)
PLAYED DOUBLE OVERTIME	3/7/09 @Iowa (L, 75-67)
Came From 10+DOWN TO WIN	11/18/12 vs. Providence (55-52 OT)
WON NON-CON ROAD	1/7/13 vs. No. 5 Indiana (74-51)
WON BIG TEN ROAD	3/6/11 @Minnesota (66-63)
LOST AT HOME	1/26/13 vs. No. 14 Ohio State (65-51)
LOST NON-CON HOME	11/28/12 vs. Boston College (73-61)
SCORED 100+	12/19/09 vs. Gardner-Webb (104)
ALLOWED 100+	12/3/06 vs. VMI (111)
SCORED 90+	12/19/09 vs. Gardner-Webb (104)
ALLOWED 90+	3/3/07 @Indiana (94)
SCORED 80+	12/29/12 vs. Duquesne (84)
SCORED 80+ IN BIG TEN	1/8/12 vs. No. 12 Indiana (82)
SCORED UNDER 50	1/23/13 @ Indiana (49)
SCORED UNDER 40	3/11/11 @ BTT v. Wisconsin (36)
SCORED 60+ IN A HALF	12/19/09 vs. Gardner-Webb (60 2nd)
SCORED 50+ IN A HALF	12/19/09 vs. Gardner-Webb (60 2nd)
BENCH Scored 50+	12/7/05 vs. UMKC (50)
OPP SCORED 45 OR LESS	12/23/12 vs. New Hampshire (45)
CONSECUTIVE OPP BELOW 45	2009 @Temple (45) & UMBC (42)
OPP SCORED 40 OR LESS	3/11/11 @ BTT v. #13 Wisconsin (33)
CONSECUTIVE OPP BELOW 40	2007 vs. Princeton (38) & Denver (39)
OPP SCORED 10 OR LESS IN HALF	12/15/07 Denver (10)
OPP SHOT BELOW 30%	12/23/12 vs. New Hampshire (22.6%)
SHOT 60%+ FG	11/25/09 vs. Sacred Heart (63.8)
SHOT 60%+ FG IN BIG TEN	1/3/06 vs Northwestern (64.0)
SHOT 50%+ FG IN BIG TEN	2/25/12 vs. Nebraska (50.9)
OPP SHOT 60%+	1/11/09 @Minnesota (62.5)
SHOT 70% IN HALF	12/30/06 vs. VMI (70.3, 26-37)
SHOT UNDER 30%	11/26/11 @ St. Joe's (19-71; 26.8%)
SHOT 70%+ FROM 3PT	12/28/05 vs. St. Francis (75.0, 9-12)
SHOT 60%+ FROM 3PT	11/28/10 vs. Furman (12-19, 63.2%)
SHOT 50%+ FROM 3PT	11/23/11 vs. YSU (11-22, 50%)
SHOT 95%+ FROM FT	3/13/11 vs Ohio State (9-9, 100%)
SHOT 85%+ FROM FT	11/9/12 vs. St. Francis (28-32, 87.5%)
SHOT 50% OR LESS FT	1/3/12 @ Wisconsin (0-1, 0.0%)
50+ REBOUNDS	12/29/12 vs. Duquesne (50)
45+ REBOUNDS	12/7/11 vs. Lafayette (47)
20+ OFFENSIVE REBS	12/7/11 vs. Lafayette (20)
20 OR LESS REBOUNDS	2/29/12 @ Purdue (17)
OPP LESS THAN 20 REBS	1/19/11 vs. Purdue (19)
15+ STEALS	11/12/11 vs. Hartford (15)
10+ STEALS	11/18/12 vs. Providence (11)
30+ ASSISTS	12/30/06 vs. VMI (36)
20+ ASSISTS	2/17/10 @ Northwestern (21)
5 OR LESS TURNOVERS	1/26/13 vs. No. 14 Ohio State (4)
20 + TURNOVERS	12/10/11 @ Duquesne (23)
OPP 25+ TURNOVERS	11/12/11 vs. Hartford (26)
PLAYER 40+ POINTS	Jesse Arnelle (40) vs. Temple, 1/29/1955
PLAYER 35+ POINTS	Pete Lisicky (35) vs. Penn, 12/9/1995
PLAYER 30+ POINTS	Tim Frazier (30) at Nebraska, 1/11/12
3 PLAYERS 20+ POINTS	Claxton, Cornley, Hassell vs. VMI, 12/30/06
2 PLAYERS 20+ POINTS	Marshall & Newbill vs. Michigan St., 1/16/13
6+ PLAYERS 10+ POINTS	12/19/09 vs. Gardner-Webb (6)
5+ PLAYERS 10+ POINTS	12/18/12 vs. Mt. St. Mary's (5)
10 PLAYERS 10+ MINUTES	12/19/09 vs. Gardner-Webb (10)
PLAYER 20+ REBOUNDS	A. Johnson (20) vs. Sacred Heart, 11/27/04
PLAYER 15+ REBOUNDS	G. Claxton (15) @Purdue, 2/18/06
PLAYER 10+ ASSISTS	Tim Frazier (11) vs. YSU, 11/23/11
PLAYER 5+ STEALS	Jermaine Marshall (5) vs. UNH , 12/23/12
PLAYER 5+ BLOCKS	Jeff Brooks (5) vs. Lehigh, 11/12/10

FRAZIER NAMED TO WOODEN TOP 50: Tim Frazier was named to the Wooden Award Men's Preseason Top 50. He is the second Nittany Lion in the last three years to be named to the preseason list joining Talor Battle who was named prior to the 2010-11 season. Frazier was among nine Big Ten players named to the list.

FRAZIER PRESEASON ALL-BIG TEN: Senior guard Tim Frazier was named to the Preseason All-Big Ten team by conference media voters. Frazier, the lone returning first-team All-Big Ten selection from last year, was joined on the preseason team by Ohio State's Aaron Craft and Deshaun Thomas, Michigan's Trey Burke and Indiana's Cody Zeller who was also named the preseason POY.

BIGGER, STRONGER, FASTER: Some highlights of Penn State's physical improvement under strength coach Brad Pantall:

TIM FRAZIER: Added 18 reps to his 185-pound bench press since arriving at Penn State and can now do 19, one shy of the 2012 NBA Combine best...improved his max bench press by more than 115 pounds to over 300 pounds entering his final season...posted a pro-lane agility time (10.0) and 3/4 court sprint time (3.09) better than the NBA combine bests...has added 30 pounds of muscle since arriving at Penn State.

JON GRAHAM: Added four inches to his vertical leap...added 11 reps to his 185-pound bench press to now be able to perform a team high 24, far above the 2012 NBA Combine best of 20...increased his max bench press from 215 to 325.

ROSS TRAVIS: In the past year, Travis has increased his bench press max from 245 to 310 and his reps on the 185-pound bench from 10 to 22. He increased his leg press max from 325 to 615 and added 2.5 inches to his vertical (31.5). He increased his weight from 203 to 220 while maintaining his body fat and can touch a team-best 16 inches above the rim.

NICK COLELLA: Added more than six inches to his vertical leap and improved his pro-lane agility time to 10.0, tying the Penn State team record and beating the 2012 NBA Combine best...improved his bench press by 75 pounds to over 300 pounds.

SASA BOROVNJAK: Cut his weight from 242 to 230 pounds and reduced his body fat by five percent...Improved his bench over 300 pounds while cutting one second off his pro-lane agility time.

CHAMBERS HAS AN EVENTFUL OFF-SEASON: It was an eventful off-season for head coach Patrick Chambers as he and wife, Courtney, welcomed their third child, Caitlin, to the family on March 23, he underwent reconstructive knee surgery on his left leg on May 11 and his father, John "Rube", passed away on June 11 after a long battle with Alzheimers. Chambers underwent arthroplastic surgery, which involved resetting the top of the tibia below the knee to change the angle of the joint. The energetic coach was limited to riding a scooter and non-weight bearing crutches for six weeks and was on crutches for two months. He began walking short distances without crutches on July 6 and after months of rehab returned to normal mobility in August.

CHAMBERS & THE POST-SEASON: Coach Patrick Chambers missed having a team play in the post-season for the first time in his collegiate coaching career last season and has been a part of the post-season in seven of his eight seasons as a collegiate coach. In his previous five seasons as a member of the Villanova coaching staff and two as head coach at Boston University, all of his teams reached post-season play including six NCAA Tournament appearances and one CBI appearance. Chambers has been a part of 17 NCAA Tournament games, helping Villanova advance to the tournament every year and make four NCAA Sweet 16 appearances and reach the 2009 NCAA Final Four. In his first season at BU, he guided the Terriers to their first post-season win since 1959 with a victory in the CBI and the following year led BU to its first NCAA Tournament appearance since 2002.

STAFF TIES: Patrick Chambers began forming his first Penn State coaching staff by naming his former Episcopal Academy high school teammate Eugene Burroughs as associate head coach, the first of three assistants with strong ties to Philadelphia. Chambers and Burroughs both played for legendary coach Dan Dougherty in Philadelphia in the late 80's early 90's. Burroughs previously had worked as associate head coach at Navy. Former Villanova assistant Keith Urgo also joined the staff as an assistant. The pair worked together on Villanova's 2009 NCAA Final Four staff and Urgo worked under Jay Wright for four seasons. Brian Daly followed Chambers from Boston University where he was associate head coach under Chambers. Daly is a former Philadelphia high school standout and player at Saint Joseph's and was a highly successful high school coach at his alma mater, Monsignor Bonner HS in Philadelphia.

GET ON THE FLOOR: Patrick Chambers places an emphasis on "dives" during a basketball game and has his staff chart them with a goal of achieving at least 14 "dives" per game. Chambers has established an "Attitude Club" in which players attempt to record enough hustle points during practices and games to become a member. Penn State charts "Attitude Points" during every practice and game and announces winners at the end of every practice. Modeled after similar programs used by longtime NBA coach Pat Riley and Chambers' mentor, Villanova's Jay Wright, the club charts hustle plays, extra passes, charges drawn, dives on the floor, screen assists, shot contests, tap backs, deflections, etc.



HUSTLE STATS

CHARGES TAKEN		DIVES		DEFLECTIONS	
Colella	13	Colella	53	Marshall	71
Travis	5	Newbill	17	Newbill	60
Newbill	5	Marshall	17	Colella	54
Marshall	3	Borovnjak	15	Travis	20
Borovnjak	2	Graham	12	Frazier	19
Frazier	1	Travis	10	Borovnjak	18
Montminy	1	Frazier	6	Taylor	13
		Montminy	5	Graham	13
		Taylor	3	Montminy	4
		Jack	2	Jack	3
				Madueg/Ackerman	1

MAKING A RUN

Coach Patrick Chambers has instilled a "never say die" attitude in his Nittany Lion teams. To that end, Penn State has battled back from several double-digit second half deficits in Big Ten play in the last two seasons to challenge some of the top teams in the league both at home and on the road, refusing to go quietly.

GAME	2nd Half Deficit	Cut To	Major Run	Result
vs NEB (1/19/13)	-10 at 15:06	+2 at 11:56	12-0	L, 68-64
vs MSU (1/16/13)	-16 at 5:06	-5 at 2:06	12-1	L, 81-72
at WISC (1/3/13)	-11 at 11:33	-1 at 2:52	9-0	L, 60-51
vs. MICH (3/4/12)	-19 at 9:04	-4 at 2:38	13-0	L, 71-65
at WISC (2/19/12)	-20 at 11:55	-5 at 5:48	17-2	L, 65-55
at MSU (2/8/12)	-22 at 16:46	-5 at 9:18	10-0	L, 77-57
vs IU (1/8/12)	-11 at 4:25	-2 at 0:35	13-4	L, 88-82

SPECIALTY STATS

GAME	W/L	FTM	BENCH	PAINT	OFF TO	2nd CH	FASTB	LEAD	DEFICIT
ST. FRANCIS	W	28/9	5/22	20/24	15/9	10/0	4/8	+12	-3
vs. NC State	L	14/12	2/22	26/28	15/9	12/12	0/2	+3	-25
vs. Providence	W	11/17	8/0	24/14	21/19	11/8	0/2	+5	-10
vs. Akron	L	13/23	16/39	22/34	10/18	15/12	4/2	+8	-28
BUCKNELL	W	10/5	6/4	16/12	0/2	5/3	0/2	+7	-8
BC	L	17/27	3/20	18/18	15/18	3/15	6/0	+2	-20
PENN	W	17/6	5/24	26/16	14/9	13/3	4/4	+13	-3
@La Salle	L	10/18	11/17	20/12	7/15	9/6	2/7	+2	-27
ARMY	W	13/18	11/30	28/14	12/16	15/2	8/15	+15	--
DEL STATE	W	21/18	16/20	32/26	12/4	11/5	5/0	+18	-3
NEW HAMP	W	15/16	20/16	22/14	23/2	7/12	5/2	+34	-1
DUQUESNE	W	26/21	25/27	28/16	9/13	23/7	5/9	+22	-3
@Wisconsin	L	0/13	2/7	32/32	4/17	9/13	0/4	+4	-14
INDIANA	L	8/22	9/18	20/22	9/19	14/7	2/10	+1	-23
NWESTERN	L	15/17	8/9	28/24	7/13	8/12	4/6	+4	-23
@Purdue	L	9/10	4/8	20/32	8/19	7/7	6/2	-	-19
MICHIGAN ST	L	19/22	10/39	36/32	7/7	7/12	4/9	+2	-16
NEBRASKA	L	15/16	10/12	26/30	15/16	17/0	2/12	+7	-10
@Indiana	L	13/21	14/18	24/14	17/15	7/14	8/7	-	-25
OHIO STATE	L	13/19	7/17	20/16	7/7	2/9	0/4	+1	-17
@Iowa									
PURDUE									
@Nebraska									
IOWA									
@Michigan									
@Illinois									
MICHIGAN									
@Minnesota									
@Northwestern									
WISCONSIN									
-									

WHAT A FALL!

PENN STATE ATHLETICS EXCELS IN FALL SEMESTER: Another superlative fall sports season has boosted Penn State into eighth place in the Learfield Sports Directors' Cup standings. The Nittany Lions are in the Top 10 on the strength of the women's volleyball team's fifth NCAA semifinal or championship match appearance in the past six years and the women's soccer team advancing to the NCAA College Cup championship match. Penn State won five Big Ten Championships this fall in field hockey (regular season and tournament), men's soccer, women's soccer and women's volleyball. Five Penn State coaches were selected Big Ten Coach of the Year, including first-year football coach Bill O'Brien.

PENN STATE RECORD WHEN:

	UNDER CHAMBERS	12-13	Last 6 Yrs
At Home	17-13	7-6	67-34
Non-Con at Home	13-3	7-1	
Road	1-15	0-4	15-44
Neutral	2-4	1-2	10-15
vs. Ranked	1-15	0-5	10-37
Decided by 3 points or less	3-2	2-0	16-15
Decided by 4-10 points	8-9	3-3	35-29
Decided by 11-19 points	5-13	1-5	26-31
Decided by 20+ points	3-8	1-4	15-18
Overtime/Double OT (0-1)	2-0	2-0	5-2
Leading at HALF	13-4	6-1	69-12
Tied at HALF	2-0		8-6
Trailing at HALF	4-28	2-11	15-74
Leading with 5:00 TO PLAY	17-2	7-0	77-10
Tied with 5:00 TO PLAY	-		0-1
Trailing with 5:00 TO PLAY	2-30	1-12	13-81
PSU SHOOTS 45%+	7-6	3-2	51-21
PSU SHOOTS Less Than 45%	12-26	5-10	41-73
PSU SHOOTS better than OPP	15-5	6-1	72-12
OPP SHOOTS 45%+	1-21	1-9	19-66
OPP SHOOTS Less Than 45%	18-10	7-3	62-24
PSU SHOOTS 40%+ FROM 3PT	6-2	1-0	36-15
PSU OUT-REBOUNDS Opp	16-14	7-5	69-38
OPP OUT-REBOUNDS or EVEN	3-18	1-7	23-55
PSU FREE THROW% 70%+	8-13	3-5	37-40
PSU Has MORE FT ATTS	11-4	5-1	76-23
OPP Has MORE OR = FT ATTS	7-29	3-12	16-71
PSU Has 15 OR FEWER TOs	16-28	5-10	85-81
PSU Has LESS TOs THAN OPP	13-12	4-2	45-34
PSU SCORES 70+	9-3	4-1	40-10
PSU SCORES 69 OR LESS	10-29	4-11	51-83
OPP SCORES 70+	4-21	3-8	13-54
OPP SCORES 69 OR LESS	12-10	5-4	72-36
OPP SCORES 59 OR LESS	12-1	5-0	48-3
OPP SCORES 49 OR LESS	6-0	2-0	19-1
In NOVEMBER	8-5	3-3	28-12
In DECEMBER	7-5	5-1	24-13
In JANUARY	2-15	0-8	12-36
In FEBRUARY	2-5		15-21
In MARCH	0-2		12-12
In APRIL	-		1-0
In TOURNAMENTS	2-4	1-2	14-12
ON TELEVISION	9-27	2-11	68-81
vs. BIG TEN	4-22	0-8	37-68
vs. ACC	1-2	0-2	
vs. A-10	1-3	1-1	
vs. AMERICAN EAST	2-0	1-0	
vs. BIG EAST	2-0	1-0	
vs. BIG SOUTH	1-0		
vs. BIG 12	-		
vs. COLONIAL	-		
vs. CONFERENCE USA	-		
vs. HORIZON	1-0		
vs. IVY LEAGUE	2-0	1-0	
vs. MID AMERICAN	0-1	0-1	
vs. METRO ATLANTIC	-		
vs. MCC	-		
vs. MID EASTERN ATHLETIC	1-0	1-0	
vs. MOUNTAIN WEST	-		
vs. NEC	2-0	1-0	
vs. OHIO VALLEY	-		
vs. PATRIOT	2-1	2-0	
vs. SEC	0-2		
vs. SOUTHLAND	-		
vs. SOUTHERN	-		
vs. SUN BELT	-		



21st BIG TEN SEASON

Penn State opened its 21st season of Big Ten Conference play with a road game at Wisconsin (Jan. 3). It marked the fourth straight season Penn State opened the Big Ten with a road game. Penn State posted a 4-14 mark during the Big Ten regular season in 2011-12 to finish in a tie for 11th place. Penn State had posted a .500 or better record in Big Ten play five times. Penn State has finished fourth in the Big Ten regular season twice in the last four seasons. Penn State's best Big Ten finish came in 1996 as the Lions went 12-6 to finish second in the conference.

IN THE BIG TEN STAT RANKINGS

INDIVIDUAL (Jan. 28)

SCORING:	OVERALL	Big Ten
D.J. Newbill	6th, 15.5	9th, 15.0
Jermaine Marshall	7th, 15.1	6th, 15.8
REBOUNDING:		
Ross Travis	6th, 6.8	18th, 5.9
D.J. Newbill	17th, 5.9	-

ASSISTS

D.J. Newbill	7th, 4.0	5th, 4.1
--------------	----------	----------

FIELD GOAL %:

-		
---	--	--

FREE THROW %:

Jermaine Marshall	12th, 74.4	12th, 75.0
D.J. Newbill		15th, 70.4

BLOCKED SHOTS:

Jermaine Marshall		10th, 1.1
Jon Graham	15th, 1.0	11th, 1.0

STEALS:

Jermaine Marshall	9th, 1.5	
D.J. Newbill		9th, 1.5

3-POINT PERCENTAGE:

-		
---	--	--

3-POINTERS MADE:

Jermaine Marshall	15th, 1.7	
-------------------	-----------	--

ASSIST TO TURNOVER:

D.J. Newbill	12th, 1.1	11th, 1.0
--------------	-----------	-----------

OFFENSIVE REBOUNDS:

Ross Travis	11th, 2.3	15th, 1.9
-------------	-----------	-----------

DEFENSIVE REBOUNDS:

Ross Travis	10th, 4.6	-
Jermaine Marshall		-
D.J. Newbill	15th, 4.3	-

MINUTES PLAYED:

D.J. Newbill	2nd, 36.0	2nd, 36.5
Jermaine Marshall	5th, 34.3	

TEAM RANKINGS

SCORING OFFENSE:	11th, 61.0	11th, 54.2
-------------------------	------------	------------

SCORING DEFENSE:	12th, 67.1	12th, 68.8
-------------------------	------------	------------

FREE THROW %:	6th, 68.9	3rd, 69.2
----------------------	-----------	-----------

FIELD GOAL %:	12th, 38.9	12th, 36.1
----------------------	------------	------------

FIELD GOAL % DEFENSE:	12th, 42.6	12th, 45.5
------------------------------	------------	------------

3-POINT FG % :	12th, 27.6	11th, 24.8
-----------------------	------------	------------

3-POINT FG % DEFENSE:	12th, 37.6	12th, 41.0
------------------------------	------------	------------

REBOUNDING OFFENSE:	9th, 35.8	10th, 33.2
----------------------------	-----------	------------

REBOUNDING DEFENSE:	7th, 32.8	8th, 34.8
----------------------------	-----------	-----------

REBOUNDING MARGIN:	9th, +3.0	9th, -1.5
---------------------------	-----------	-----------

ASSISTS:	12th, 9.2	10th, 8.4
-----------------	-----------	-----------

BLOCKED SHOTS:	8th, 3.5	4th, 4.1
-----------------------	----------	----------

STEALS:	10th, 5.3	10th, 4.4
----------------	-----------	-----------

TURNOVER MARGIN:	12th, -0.9	11th, -2.1
-------------------------	------------	------------

ASSIST TO TURNOVER:	12th, 0.7	11th, 0.7
----------------------------	-----------	-----------

OFFENSIVE REBOUNDS:	8th, 11.5	9th, 10.6
----------------------------	-----------	-----------

OFFENSIVE REBOUND %:	10th, 31.8	8th, 29.2
-----------------------------	------------	-----------

DEFENSIVE REBOUNDS:	7th, 24.3	10th, 22.6
----------------------------	-----------	------------

DEFENSIVE REBOUNDS %:	1st, 74.8	5th, 71.5
------------------------------	-----------	-----------

3-POINT FG MADE:	10th, 4.9	12th, 3.8
-------------------------	-----------	-----------

GREAT GRAD RATE

Coach Patrick Chambers' Nittany Lions ranked second in the Big Ten with a Graduation Success Rate (GSR) of 92 percent, 24 percent higher than the national average (68%), according to statistical information released by the National Collegiate Athletic Association (NCAA). The NCAA's annual study of institutions nationwide revealed that Penn State student-athletes at the University Park campus earned a GSR of 88 percent compared to the 80 percent average for all Division I institutions for students entering from 2002-03 through 2005-06. The 88 percent figure was third to Northwestern (97) and Illinois (89) among Big Ten Conference institutions. Penn State basketball's NCAA four-year Academic Progress Rate (APR) score of 995 through 2009-10 tied for the best among men's basketball teams in the Big Ten and was well above the national average of 945. Penn State and Michigan State tied for the Big Ten's highest APR figure, marking the fourth consecutive year the Nittany Lions ranked among the top three in the Big Ten. The four-year federal graduation rate average for University Park student-athletes was 78 percent, second to Northwestern (88) among Big Ten schools, and significantly above the 64 percent Division I average.

Following completion of the fall semester, two Nittany Lions (Kevin Montminy & Tim Frazier) earned Dean's List honors with a 3.5 GPA or higher and seven Lions posted a 3.0 GPA or higher. Montminy posted a 4.0 GPA.

CHAMBERS LEADS COACHES VS CANCER:

Patrick Chambers immediately embraced the mantle of leadership of Coaches vs. Cancer-Penn State, now embarking on its 18th year, when he took over the Nittany Lion program.

CVC-Penn State has raised nearly \$2 million in the last 17 years to fight cancer and help support those affected by the disease.

The organization raised a record \$215,000 in 2011-12, eclipsing \$200,000 for the third straight year, and ranks among the top 10 CVC organizations in the nation.

CVC-Penn State has grown from an annual golf tournament started in the summer of 1996 to a year-round schedule of seven events, which includes the the Coaches Vs. Cancer Celebrity Golf Tournament, CVC Reverse Car Drawing, CVC "Band Together" Day, Spikes Fest, CVC 5k Fun Run/Walk and State College Brew Expo.

CVC-Penn State keeps a portion of the money raised in the Centre Region to provide direct assistance through the Bob Perks Fund (BPF). CVC has donated more than \$35,000 to BPF each of the last five years and more than \$225,000 total. Funds are also donated to the American Cancer Society.

LIONS PLAYING PROFESSIONALLY: All four senior starters from Penn State's 2011 NCAA Tournament team are currently playing professionally in Europe or South America. Penn State currently has 13 former players active in pro leagues around the world, nine of which have graduated in the last five years.

Nittany Lions Currently Playing Professionally

Player (year graduated or left PSU)	Team	Country	League
Cammeron Woodyard (2012)	Basquetbol Ancud	Chile	Chile-Liga Nacional
Talor Battle (2011)	Upea Capo D'Orlando	Italy	Italian Lega 2
Jeff Brooks (2011)	Mapooro Cantu	Italy	Italian Serie A
David Jackson (2011)	Thor Thorl	Iceland	Iceland-Dominos
Andrew Jones (2011)	Ilysiakos Athens	Greece	Greece-A1
Jamelle Cornley (2009)	Rain or Shine	Philippines	Philippines-PBA
Stanley Pringle (2009)	Indonesia Warriors	Indonesia	Indonesia-NBL
Brandon Hassell (2008)	Summerside Storm	Canada	Canada-NBL
Joonas Suotamo (2008)	Espoo Basket	Finland	Finland-1st Division
David "Mooch" Jackson (2007)	GEGR Indalo	Argentina	Argentina-LigaA
Jan Jagla (2004)	FC Bayern Muenchen	Germany	Germany-1.Bundesliga
Tyler Smith (2002)	Tohigi Brex	Japan	Japan-JBL
Joe Crispin (2001)	Unsigned Free Agent		

PENN STATE RADIO NETWORK

In his 31st season, Steve Jones handles the play-by-play for Nittany Lion basketball and is joined by nationally respected Philadelphia Daily News sportswriter Dick Jerardi. Broadcasts begin 30 minutes prior to tipoff with the "Patrick Chambers Pregame Show." Game telecasts as well as "The Nittany Lion Hotline" call-in show, which airs each Thursday during basketball season, can both also be heard via GoPSUsports.com

WEAB (790 AM)	Allentown/Bethlehem/Easton
WVAM (1430 AM)	Altoona
WILK (103.1 FM)	Avoca
WAYC (1600 AM)	Bedford
WISR (680 AM)	Butler**
WCPA (900 AM)	Clearfield
WZDB (95.9 FM)	DuBois/Sykesville
WPSE (1450 AM)	Erie
WFRA (1450 AM)	Franklin
WGET (1320 AM)	Gettysburg
WHVR (1280 AM)	Hanover**
WTPA (92.1 FM)	Harrisburg
ESPN RADIO (1400 AM)	Harrisburg
ESPN RADIO (95.3 FM)	Harrisburg
WKZN (1300 AM)	Hazleton
WLAK (103.5 FM)	Huntingdon
WLPA (1490 AM)	Lancaster
WNPV (1440 AM)	Lansdale
WLBR (1270 AM)	Lebanon
WMRF (95.7 FM)	Lewiston
WMGW (1490 AM)	Meadville
WJST (1280 AM)	New Castle/Sharon**
WVNJ (1160 AM)	New York Metro**
WBYB (96.7 FM)	Olean, NY
WNTP (990 AM)	Philadelphia
WFIL (560 AM)	Philadelphia
KQV (1410 AM)	Pittsburgh
WPPA (1360 AM)	Pottsville
WRWA (1340 AM)	Reading
WBZU (910 AM)	Scranton
WBYB (95.3 FM)	Smethport
WQWK (1450 AM)	State College
WKOK (1070 AM)	Sunbury
WTIV (1230 AM)	Titusville
WTZN (1310 AM)	Troy
WTRN (1304 AM)	Tyrone
WTRN (100.7 FM)	Tyrone
WNBT (104.5 FM)	Wellsboro
WNBQ (92.3 FM)	Wellsboro/Mansfield
WILK (980 AM)	Wilkes-Barre
WRAC (1400 AM)	Williamsport
WRKK (1200 AM)	Williamsport/Hughesville
WGLD (1440 AM)	York/Red Lion
WJST (1280 AM)	Youngstown, Ohio

** Carries only partial schedule



NATIONAL RANKINGS

AP TOP 25 (Jan. 28)

1	Michigan (51)	19-1	1,611
2	Kansas (13)	18-1	1,572
3	Indiana	18-2	1,457
4	Florida (1)	16-2	1,420
5	Duke	17-2	1,328
6	Syracuse	18-2	1,322
7	Gonzaga	19-2	1,177
8	Arizona	17-2	1,160
9	Butler	17-3	1,023
10	Oregon	18-2	969
11	Ohio State	15-4	945
12	Louisville	16-4	905
13	Michigan State	17-4	897
14	Miami (FL)	15-3	894
15	Wichita State	19-2	621
16	Ole Miss	17-2	473
17	Missouri	15-4	464
18	Kansas State	15-4	463
19	North Carolina St.	16-4	431
20	New Mexico	17-3	333
21	Creighton	18-3	312
22	San Diego State	16-4	302
23	Minnesota	15-5	281
24	Cincinnati	16-4	220
25	Marquette	14-4	216

USA TODAY/ESPN TOP 25

1	Michigan (51)	19-1	1,611
2	Kansas (13)	18-1	1,572
3	Indiana	18-2	1,457
4	Florida (1)	16-2	1,420
5	Duke	17-2	1,328
6	Syracuse	18-2	1,322
7	Gonzaga	19-2	1,177
8	Arizona	17-2	1,160
9	Butler	17-3	1,023
10	Oregon	18-2	969
11	Ohio State	15-4	945
12	Louisville	16-4	905
13	Michigan State	17-4	897
14	Miami (FL)	15-3	894
15	Wichita State	19-2	621
16	Ole Miss	17-2	473
17	Missouri	15-4	464
18	Kansas State	15-4	463
19	North Carolina St.	16-4	431
20	New Mexico	17-3	333
21	Creighton	18-3	312
22	San Diego State	16-4	302
23	Minnesota	15-5	281
24	Cincinnati	16-4	220
25	Marquette	14-4	216



PENN STATE IN THE RPI

Date	Rank	RPI	SOS
--			

PENN STATE IN THE RANKINGS

Date **AP** **COACHES**
 Last ranked 25th in the final ESPN/USA Today Coaches Poll of the 2000-01 season (4/4/01). Last received votes in the national polls on Feb. 2, 2009. The Lions got votes in the Coaches Poll for four weeks.

PENN STATE VS. RANKED

ON THE YEAR: 0-5
2011-12: 1-10 (win over:#22 ILL)
Last WIN vs. RANKED team:
 54-52 vs. #22 Illinois (1/19/12)
Last ROAD win:
 38-33 @ #16/18 Illinois (2/18/09)
Last HOME win:
 54-52 vs. #22 Illinois (1/19/12)
In the Jordan Center: 15-36
Last NEUTRAL win:
 36-33 vs. #13 Wisconsin (3/11/11)
WIN vs. Highest Ranked in BJC:
 #5 Purdue, 74-63, 2/21/98)
WIN vs. Highest Ranked On Road:
 66-65 at #6/6 Illinois (2/4/06)
WIN vs. Highest Ranked Overall:
 65-63 vs. #2/3 Michigan State (3/9/01) Big Ten Tourn.
Under Patrick Chambers:
 1-15 (2nd season)
Since joining BIG TEN (1992-93):
 27-115
OVERALL Streak: Lost 12
HOME Streak: Lost 4

LIONS SIGN FOUR IN EARLY PERIOD
 CHAMBERS FIRST FULL RECRUITING CYLCE

PAYTON BANKS • 6-6 • ORANGE, CALIF.: Three-star recruit (Scout.com/247 Sports)...15.6 ppg, 6.9 rpg, 4.4 apg, 1.4 spg in junior year at Orange Lutheran HS...first team All-CIF Southern Section Division IA...versatile combo guard.

JULIAN MOORE • 6-10 • PHILADELPHIA, PA.: three-star recruit, sixth best in Pennsylvania (ESPN.com)...11 ppg, 14 rpg in junior season at Germantown Academy...a late bloomer...was 6-7 1 1 1/2 years ago...runs the floor/perimeter skills

GENO THORPE • 6-3 • PITTSBURGH, PA.: consensus three-star recruit...Pennsylvania Class AAAA first-team...21.5 ppg, 3.2 rpg, 2.6 apg in junior season at Shaler HS...offers from Wisconsin, Pitt, Kansas State, Seton Hall and Rutgers.

GRAHAM WOODWARD • 6-0 • EDINA, MINN.: three-star recruit (Rivals/247 Sports)...point guard...20.5 ppg in junior season at Edina HS...All-Metro second team by Minneapolis Star...offers from Washington St., Gonzaga, Xavier and Drake.

JOHNSON TRANSFERS TO LIONS

JOHN JOHNSON • 6-1 • PHILADELPHIA, PA.: played in all 39 games, starting two, at the University of Pittsburgh in 2011-12...three-time PIAA all-state first team and one-time New Jersey All-State Prep team...2,314 points (19.6 ppg) in prep career...No. 69 recruit nationally by Bob Gibbons...will be junior eligible at PSU after playing in an exhibition game at Pittsburgh in 2012-13.

LIONS WELCOME TRANSFER JOHNSON: University of Pittsburgh transfer guard John Johnson (6-1, Philadelphia, Pa.) arrived on campus on Dec. 21 and began practice with the team. A sophomore, he will be eligible to begin competing next December at the end of the 2013 fall semester. A three-time PIAA first team pick as well as a New Jersey All-state prep selection, Johnson scored 2,314 points in his prep career and was ranked the No. 69 recruit in the nation by Bob Gibbons. He played in all 39 games, starting two, in his freshman season at Pittsburgh, posting 4.2 ppg and shooting 38.4% from three. He is the fourth player from the Philadelphia area Patrick Chambers has added to the roster.

117 YEARS OF HOOPS: Penn State embarked on its 117th season of playing basketball in the 2012-13 campaign, having begun play in 1897. Penn State has made 12 post-season appearances in the last 24 years (4 NCAA, 8 NIT) and a total of 19 (9 NCAA, 10 NIT) overall. Since 2009, Penn State has won the program's first national tournament title (2009 NIT), made the program's first appearance in the Big Ten Tournament Championship game (2011) and played in the NCAA Tournament (2011).

NOTING
 THE JORDAN CENTER

RECORD IN BJC: 172-106 (18th Season) (62%) (278 games)

OPENED: January 11, 1996 vs. Minnesota (W, 76-51)

CAPACITY: 15,261

MOST CONTESTS IN A SEASON: 20 (2008-09)

100TH WIN: 56-55 over Hartford, Dec. 6, 2006

LONGEST WIN STREAK: 14; Jan. 11, 1996-Dec. 27, 1996

SEASON HOME WINS RECORD: 17-3 (2008-09)

SEASON BEST START: 8-0, 2007-08 & 1996

TOP SEASON WIN MARKS: 17-3 (2008-09); 13-4 (2007-08);

13-4 (1999-2000); 13-5 (2010-11); 12-2 (1997-98);

TOP SEASON WIN PERCENTAGES: 100.0, 8-0 (1996);

.862, 17-3 (2008-09); .857, 12-2 (1997-98);

TOP 10 CROWDS:

1. 15,472 vs. Purdue, 2/1/1997

2. 15,464 vs. Indiana, 1/26/1997

3. 15,455 vs. Ohio State, 3/1/1999

4. 15,435 vs. Ohio State, 2/27/1999

5. 15,420 vs. Indiana, 1/8/2000

6. 15,403 vs. No. 1 Ohio State 3/1/2011

7. 15,389 vs. Northwestern, 2/15/1997

8. 15,377 vs. Michigan State, 2/24/2001

9. 15,355 vs. Indiana, 1/31/1999

10. 15,232 vs. Indiana, 2/3/2001

TOP 2012-13 CROWD: 11,212 vs. No. 14 Ohio State 1/26

TOP 2011-12 CROWD: 13,103 vs. Nebraska, 2/11

TOP 2010-11 CROWD: 15,403 vs. No. 1 Ohio State, 3/1

TOP 2009-10 CROWD: 14,017 vs. Michigan State, 2/13

TOP 2008-09 CROWD: 15,035 vs. Indiana, 2/28

TOP 2007-08 CROWD: 11,159 vs. Michigan State, 2/2

**HIGHS & LOWS UNDER CHAMBERS****PENN STATE**

TEAM GAME HIGHS			TEAM GAME LOWS			INDIVIDUAL GAME HIGHS		
POINTS	84	DUQUESNE (12/29/12)	42	@ Purdue (1/13/13)	30	Frazier, Tim at Nebraska (1/11/12)		
-- IN HALF	47 (2nd)	MICHIGAN ST (1/16/13)	10 (1st)	at Saint Joseph's (11/26/11)				
FIELD GOALS MADE	29	vs. Army (12/8/12)	15	@ Purdue (1/13/13)	10	3X, Marshall, Jermaine vs MICHIGAN (3/4/12)		
FIELD GOAL ATTS	71	at Saint Joseph's (11/26/11)	42	vs. PENN (12/1/12)	24	Frazier, Tim vs Indiana (B1G) (3/8/12)		
FIELD GOAL %	.565 (26-46)	YOUNGSTOWN ST. (11/23/11)	.259 (15-58)	@ Purdue (1/13/13)	1.000 (7-7)	Borovnjak, Sasa vs MISSISSIPPI (12/4/11)		
3 PT FG MADE	11	YOUNGSTOWN ST. (11/23/11)	2	2X last @ Indiana (1/23/13)	7	Oliver, Billy vs PURDUE (1/5/12)		
3 PT FG ATTEMPTS	29	at Iowa (2/4/12)	8	@ Wisconsin (1/3/13)	12	Marshall, Jermaine vs. Providence (11/16/12)		
3 PT FG %	.500 (11-22)	YOUNGSTOWN ST. (11/23/11)	.125 (3-24)	2X, last vs. St. Francis (11/9/12)	1.000 (3-3)	Woodyard, Cammeron vs CORNELL(12/21/11)		
FT MADE	28	vs. St. Francis (11/9/12)	0	@ Wisconsin (1/3/13)	17	Frazier, Tim vs SAINT FRANCIS (11/9/12)		
FT ATTEMPTS	36	DUQUESNE (12/29/12)	1	@ Wisconsin (1/3/13)	18	Frazier, Tim vs SAINT FRANCIS (11/9/12)		
FT %	.875 (28-32)	vs. St. Francis (11/9/12)	.286 (2-7)	at Saint Joseph's (11/26/11)	1.000 (9-9)	Frazier, Tim at Nebraska (1/11/12)		
REBOUNDS	50	DUQUESNE (12/29/12)	17	at Purdue (2/29/12)	.944 (17-18)	Frazier, Tim vs. St. Francis (11/9/12)		
ASSISTS	17	LONG ISLAND (11/16/11)	4	vs. N.C. State (11/15/12)	13	Travis, Ross vs. BOSTON COLL (11/28/12)		
STEALS	15	HARTFORD (11/12/11)	1	2X, DUQUESNE (12/29/12)	11	Frazier, Tim vs YOUNGSTOWN St. (11/23/11)		
BLOCKED SHOTS	8	vs Indiana (B1G) (3/8/12)	0	3X, last at La Salle (12/5/12)	6	Frazier, Tim at Nebraska (1/11/12)		
TURNOVERS	23	at Duquesne (12/10/11)	4	vs. OHIO STATE (1/26/13)	3	4X, Jon Graham vs PENN (12/1/12)		
FOULS	29	2X last @ Indiana (1/23/13)	11	YOUNGSTOWN ST. (11/23/11)	7	Frazier, Tim at Boston College (11-30-11)		

OPPONENT

TEAM GAME HIGHS			TEAM GAME LOWS			INDIVIDUAL GAME HIGHS		
POINTS	88	INDIANA (1/8/12)	43	MOUNT ST. MARY'S (12/18/11)	29	Duren, Tyreek at La Salle (12/5/12)		
-- IN HALF	53 (2nd)	vs. Akron (11/18/12)	14 (1st)	vs. NEW HAMPSHIRE (12/23/12)	29	Shields, Shavon vs. Nebraska (1/19/13)		
FIELD GOALS MADE	28	KENTUCKY (11/19/11)	12	NEW HAMPSHIRE (12/23/12)	11	Hardaway, Jr., Tim at Michigan (12/29/11)		
FIELD GOAL ATTS	61	YOUNGSTOWN St. (11/23/11)	38	MINNESOTA (1/15/12)	19	Casey Walker, Delaware State (12/15/12)		
FIELD GOAL %	.595 (25-42)	MICHIGAN (3/4/12)	.226 (12-53)	NEW HAMPSHIRE (12/23/12)	.909 (10-11)	Shields, Shavon vs. Nebraska (1/19/13)		
3 PT FG MADE	16	2X, last at La Salle (12/5/12)	3	MOUNT ST. MARY'S (12/18/11)	7	2X, Hulls, Jordan vs INDIANA (1/8/12)		
3 PT FG ATTEMPTS	31	2X, last DUQUESNE (12/29/12)	8	@ Purdue (1/13/13)	13	Casey Walker, DELAWARE ST (12/15/12)		
3 PT FG %	.667 (16-24)	INDIANA (1/8/12)	.176 (3-17)	MOUNT ST. MARY'S (12/18/11)	1.000 (3-3)	2X, Teague, Marquis vs KENTUCKY (11/19/11)		
FT MADE	33**	MINNESOTA (1/15/12)	5	RADFORD (11/14/11)	.777 (7-9)	Hulls, Jordan vs INDIANA (1/8/12)		
FT ATTEMPTS	44	MINNESOTA (1/15/12)	8	RADFORD (11/14/11)	15	Hanlan, Olivier vs. BOSTON COLL (11/28/12)		
FT %	1.000 (16-16)	NEBRASKA (1/19/13)	.476 (10-21)	@ Purdue (1/13/13)	1.000 (10-10)	Hanlan, Olivier vs. BOSTON COLL (11/28/12)		
REBOUNDS	45	2X, last vs. Indiana (B1G) (3/8/12)	21	NEBRASKA (2/11/12)	13	Watford, Christian vs INDIANA(B1G)(3/8)		
ASSISTS	21	at Purdue (2/29/12)	4	SOUTH FLORIDA (11/20/11)	9	Sullinger, Jared at Ohio State (1/25/12)		
STEALS	11	at Duquesne (12/10/11)	2	at Saint Joseph's (11/26/11)	5	Delaney, Rob vs LAFAYETTE (12/07/11)		
BLOCKED SHOTS	12	at Saint Joseph's (11/26/11)	1	2X, NEW HAMPSHIRE (12/23/12)	6	Holloway, Murphy vs MISSISSIPPI (12/4/11)		
TURNOVERS	26	HARTFORD (11/12/11)	4	at La Salle (12/5/12)	7	Marshall, Zeke vs. Akron (11/18/12)		
FOULS	29	CORNELL (12/21/11)	7	@ Wisconsin (1/3/13)		Josh Fortune, Providence (11/16/12)		



2012-13 SEASON HIGHS & LOWS

PENN STATE

TEAM GAME HIGHS			TEAM GAME LOWS			INDIVIDUAL GAME HIGHS		
POINTS	84	DUQUESNE (12/29/12)	42	@ Purdue (1/13/13)	29	Jermaine Marshall vs. MICHIGAN ST (1/16/13)		
-- IN A HALF	47 (2nd)	MICHIGAN ST (1/16/13)	14 (1st)	vs. Providence (11/16/12)				
FIELD GOALS MADE	29	ARMY (12/8/12)	15	@ Purdue (1/13/13)	10	Jermaine Marshall vs. MICHIGAN ST (1/16/13)		
FIELD GOAL ATTS	60	vs. IU (1/7) & N.C. State (11/16)	45	PENN (12/1/12)	20	Tim Frazier vs. N.C. State (11/16/12)		
FIELD GOAL %	.509 (29-57)	ARMY (12/8/12)	.259 (15-58)	@ Purdue (1/13/13)	.777 (7-9)	Sasa Borovnjak vs. DUQUESNE (12/29/12)		
-- IN A HALF	.654 (17-26)	BUCKNELL (11/23/12) (2nd)	.161 (5-31) (1st)	BUCKNELL (11/23/12)				
3 PT FG MADE	8	DUQUESNE (12/29/12)	2	@ Indiana (1/23/13)	5	Nick Colella vs. DUQUESNE (12/29/12)		
3 PT FG ATTEMPTS	24	ST FRANCIS (11/9/12)	8	@ Wisconsin (1/3/13)	12	Jermaine Marshall vs. Providence (11/16/12)		
3 PT FG %	.400 (8-20)	DUQUESNE (12/29/12)	.125 (3-24)	ST FRANCIS (11/9/12)	.714 (5-7)	Nick Colella vs. DUQUESNE (12/29/12)		
FT MADE	28	vs. ST FRANCIS (11/9/12)	0	@ Wisconsin (1/3/13)	17	Frazier, Tim vs SAINT FRANCIS (11/9/12)		
FT ATTEMPTS	36	DUQUESNE (12/29/12)	1	@ Wisconsin (1/3/13)	18	Frazier, Tim vs SAINT FRANCIS (11/9/12)		
FT %	.875 (28-32)	vs. St. Francis (11/9/12)	.000 (0-1)	@ Wisconsin (1/3/13)	.944 (17-18)	Frazier, Tim vs. St. Francis (11/9/12)		
REBOUNDS	50	DUQUESNE (12/29/12)	25	OHIO STATE (1/26/13)	13	Travis, Ross vs. BOSTON COLL (11/28/12)		
ASSISTS	15	DELAWARE ST (12/15/12)	4	N.C. State (11/16/12)	7	2X last D.J. Newbill vs. BUCKNELL (11/23/12)		
STEALS	11	vs. Providence (11/16/12)	1	DUQUESNE (12/29/12)	5	Marshall, Jermaine vs. UNH (12/23/12)		
BLOCKED SHOTS	7	2X last OHIO STATE (1/26/13)	0	at La Salle (12/5/12)	3	Jon Graham vs PENN (12/1/12)		
TURNOVERS	19	vs. Indiana (1/7/13)	4	OHIO STATE (1/26/13)	8	D.J. Newbill @ Indiana (1/23/13)		
FOULS	29	@ Indiana (1/23/13)	17	NEBRASKA (1/19/13)				

OPPONENT

TEAM GAME HIGHS			TEAM GAME LOWS			INDIVIDUAL GAME HIGHS		
POINTS	85	vs. Akron (11/18/12)	45	NEW HAMPSHIRE (12/23/12)	29	Tyreek Duren, La Salle (12/5/12)		
-- IN A HALF	53 (2nd)	vs. Akron (11/18/12)	14 (1st)	vs. NEW HAMPSHIRE (12/23/12)	29	Shields, Shavon vs. Nebraska (1/19/13)		
FIELD GOALS MADE	27	vs. Akron (11/18/12)	12	NEW HAMPSHIRE (12/23/12)	10	Shields, Shavon vs. Nebraska (1/19/13)		
FIELD GOAL ATTS	60	DELAWARE ST (12/15/12)	41	BUCKNELL (11/23/12)	19	Casey Walker, Delaware State (12/15/12)		
FIELD GOAL %	.563 (27-48)	vs. Akron (11/18/12)	.226 (12-53)	NEW HAMPSHIRE (12/23/12)	.909 (10-11)	Shields, Shavon vs. Nebraska (1/19/13)		
3 PT FG MADE	16	La Salle (12/5/12)	3	@ Wisconsin (1/3/13)	5	Casey Walker, Delaware State (12/15/12)		
3 PT FG ATTEMPTS	31	2X, DUQUESNE (12/29/12)	8	@ Purdue (1/13/13)	13	Casey Walker, Delaware State (12/15/12)		
3 PT FG %	.550 (11-20)	@ Indiana (1/23/13)	.176 (3-17)	@ Wisconsin (1/3/13)	1.000 (3-3)	Rodney Purvis, N.C. State (11/16/12)		
FT MADE	27	B.C. (11/28/12)	6	PENN (12/1/12)	15	Olivier Hanlan, Boston College (11/28/12)		
FT ATTEMPTS	37	@ Indiana (1/23/13)	10	PENN (12/1/12)	19	Hanlan, Olivier vs. BOSTON COLL (11/28/12)		
FT %	.1000 (16-16)	NEBRASKA (1/19/13)	.476 (10-21)	@ Purdue (1/13/13)	1.000 (8-8)	Shields, Shavon vs. Nebraska (1/19/13)		
REBOUNDS	42	@ Purdue (1/13/13)	22	ST FRANCIS (11/9/12)	12	Mike Muscala, Bucknell (11/23/12)		
ASSISTS	17	MICHIGAN ST (1/16/13)	6	Providence (11/16/12)	6	Albert Thomas, Delaware State (12/15/12)		
STEALS	8	5X last @ Indiana (1/23/13)	3	3X last OHIO STATE (1/26/13)	4	Cody Zeller, Indiana (1/7/13)		
BLOCKED SHOTS	9	Akron (11/18/12)	1	4X last UNH (12/23/12)	6	Zeke Marshall, Akron (11/18/12)		
TURNOVERS	21	Providence (11/16/12)	4	2X, @ Wisconsin (1/3/13)	7	Josh Fortune, Providence (11/16/12)		
FOULS	28	DUQUESNE (12/29/12)	7	@ Wisconsin (1/3/13)				

**Big Ten opponent record



2012-13 PENN STATE RESULTS

DATE	RANK	RANK	W/L	SCORE	RECORD	PSU HIGH SCORER	OPP HIGH SCORER	HIGH REBS	HIGH ASST	ATTENDANCE
11/9			W	65-68	1-0	Frazier (23)	Jackson (19)	Travis (10)	Frazier (6)	7,329
11/15		6/6	L	72-55	1-1	Frazier (23)	Warren (22)	Graham (10)	Frazier (2)	4,224
11/16			W	55-52	OT 2-1	Frazier (19)	Batts (17)	Frazier (9)	Frazier (7)	4,224
11/18			L	80-65	2-2	Newbill (20)	Marshall (17)	Travis (10)	Newbill (5)	4,224
11/23			W	60-57	3-2	Marshall (17)	Johnson (18)	Travis (8)	Newbill (7)	7,713
11/28			L	73-61	3-3	Marshall (25)	Hanlan (22)	Travis (13)	Newbill (3)	6,889
12/1			W	58-47	4-3	Marshall (18)	Hicks (10)	Travis (8)	Newbill (5)	7,806
12/5			L	57-82	4-4	Marshall (19)	Duren (29)	Travis (9)	Newbill (5)	4,382
12/8			W	78-70	5-4	Newbill (19)	Ellis (23)	Travis (10)	Newbill (5)	7,247
12/15			W	80-76	OT 6-4	Newbill (22)	Walker (24)	Borovnjak (8)	Newbill & Marshall (5)	5,751
12/23			W	72-45	7-4	Marshall (15)	Myrick & Morris (9)	Travis & Newbill (6)	three with (3)	7,852
12/29			W	84-74	8-4	Newbill (23)	Johnson (19)	Newbill (12)	Newbill (5)	5,521
1/3			L	51-60	8-5	Marshall (19)	Three with (13)	Travis (11)	Newbill (4)	16,156
1/7		5/5	L	51-74	8-6	Travis (14)	Watford (16)	Marshall (7)	three with (3)	9,386
1/10			L	54-70	8-7	Newbill (20)	Sobolewski (18)	Travis (9)	Newbill (3)	6,479
1/13			L	42-60	8-8	Taylor (11)	R. Johnson (13)	Travis (8)	Newbill (4)	13,222
1/16		18/18	L	72-81	8-9	Marshall (29)	Payne (20)	Marshall (10)	Newbill (6)	6,585
1/19			L	64-68	8-10	Marshall (18)	Shields (29)	Newbill (7)	Newbill (6)	9,883
1/23		7/8	L	49-72	8-11	Newbill (18)	Oladipo (19)	Newbill (7)	Marshall (2)	17,472
1/26		14/15	L	51-65	8-12	Marshall (16)	Thompson (16)	Graham (6)	Newbill (6)	11,212

DOUBLE-FIGURES

POINTS	12-13	CAREER	CONSECUTIVE
Frazier	3	43	-
Marshall	16	37	4
Newbill	17	30	4
Travis	5	10	-
Taylor	5	6	-
Borovnjak	3	5	-
Colella	1	3	-
Graham	-	2	-
REBOUNDS	12-13	CAREER	
Newbill	1	7	-
Travis	4	4	-
Frazier	-	3	-
Graham	1	2	-
Marshall	1	1	-
ASSISTS	12-13	CAREER	
Frazier	-	3	-

DOUBLE-DOUBLES

	12-13	CAREER	CONSECUTIVE
Frazier	-	5	-
Last: 23 pts, 10 rebs. vs. NEBRASKA (2/11/12)			
Newbill	1	7	-
Last: 23 pts, 12 rebs vs. DUQUESNE (12/29/12)			
Travis	2	2	-
Last: 14 pts, 10 rebs vs. Army (12/8/12)			

20-POINT GAMES

	12-13	CAREER	CONSECUTIVE
Frazier	2	20	-
Last: 23 pts. vs. N.C. State (11/15/12)			
Marshall	2	6	-
Last: 29 pts vs. MICHIGAN ST (1/16/13)			
Newbill	6	7	-
Last: 27 pts vs. MICHIGAN ST (1/16/13)			

30-POINT GAMES

	12-13	CAREER	CONSECUTIVE
Frazier	-	1	-

2012-13 RECORD

	OVERALL	HOME	AWAY	NEUTRAL
ALL GAMES	8-12	7-6	0-4	1-2
CONFERENCE	0-8	0-5	0-3	-
NON-CON	8-4	7-1	0-1	1-2
TOURNAMENT	1-2			1-2

SCORE BY PERIODS

	1ST	2ND	OT	2OT	TOTAL
PENN STATE	537	659	23		1219
OPPONENTS	575	750	16		1341

MARGINS OF VICTORY

1	2	3	4	5	6	7	8	9	10	11	12	13	14	15+
2	1				1	1	1	1						1

LARGEST: 27 vs. New Hampshire (12/23)

MARGINS OF DEFEAT

1	2	3	4	5	6	7	8	9	10	11	12	13	14	15+
-	1							2		1			1	7

LARGEST: 25, 2X at La Salle (12/5/12) & vs. Akron (11/18/12)

LARGEST NON-CON LEAD: 34 (2nd) vs. UNH
LARGEST NON-CON DEFICIT: 28 (2nd) vs. Akron
LARGEST BIG TEN LEAD: 7 (1st) vs. Nebraska
LARGEST BIG TEN DEFICIT: 25 (2nd) @ Indiana
LARGEST DEFICIT OVERCOME TO WIN: 10 (2nd) vs. Providence
LARGEST BIG TEN DEFICIT OVERCOME TO WIN: -

2012-13 ATTENDANCE

	G	TOTAL	HIGH	AVERAGE
HOME	13	98,933	11,221	7,610
NEUTRAL	3	12,672	4,224	4,224
AWAY	4	51,232	17,472	12,808
TOTAL	19	151,625	17,472	7,980

LED PENN STATE IN:

POINTS	11-12	12-13	CAREER
Frazier	25	3	31
Marshall	3	9	10
Newbill		6	6
Travis		1	1
Taylor		1	1
REBOUNDS	11-12	12-13	CAREER
Travis	8	11	19
Frazier	7	1	16
Marshall	7	2	9
Graham	7	2	8
Newbill		4	4
Borovnjak	2	1	3
ASSISTS	11-12	12-13	CAREER
Frazier	32	3	70
Newbill		16	16
Marshall	2	4	6
Colella	1	2	3
Travis	2		2
Borovnjak	1		1
STEALS	11-12	12-13	CAREER
Frazier	21	3	48
Marshall	7	7	19
Newbill		8	8
Travis	5	1	6
Colella	2	2	5
Borovnjak	2	2	4
Graham	3		3
Taylor		3	3
BLOCKS	11-12	12-13	CAREER
Graham	10	9	18
Marshall	8	6	14
Borovnjak	5	3	8
Frazier	4		7
Travis	3	3	6
Taylor		4	4
Colella	1		1
Newbill		1	1
Jack		1	1



2012-13 GAME-BY-GAME STATISTICS

OPPONENT	DATE	TOTAL		3-POINT				REBOUNDS					POINTS				
		SCORE	W/L	FG-FGA	PCT	FG-FGA	PCT	FT-FTA	PCT	OFF-DEF	TOTAL	Pf		ASST	TO	BLK	STL
PENN STATE	11/9	65	W	17-47	.362	3-24	.125	28-32	.875	13-25	38	23	8	17	3	6	65
ST. FRANCIS		58		21-45	.467	7-19	.368	9-14	.643	2-20	22	23	8	16	1	4	58
PENN STATE	11/15	55	L	19-60	.317	3-19	.158	14-17	.824	14-22	36	18	4	13	1	8	55
vs. N.C. State		72		26-52	.500	8-16	.500	12-18	.667	7-29	36	16	12	14	1	8	72
PENN STATE	11/16	55	W	20-53	.377	4-21	.190	11-19	.579	16-19	35	21	10	16	3	11	55
vs. Providence		52 OT		15-45	.333	5-16	.313	17-24	.708	14-21	35	19	6	21	1	8	52
PENN STATE	11/18	60	L	20-55	.364	7-21	.333	13-20	.650	15-14	29	24	8	13	1	5	60
vs. Akron		85		27-48	.563	8-16	.500	23-31	.742	10-25	35	21	14	10	9	7	85
PENN STATE	11/23	60	W	22-57	.386	7-19	.368	9-20	.450	14-24	38	19	9	8	3	8	60
BUCKNELL		57		16-41	.390	5-18	.278	20-25	.800	3-28	31	19	7	13	5	3	57
PENN STATE	11/28	61	L	19-53	.358	6-20	.300	17-25	.680	9-24	33	26	6	13	5	6	61
BOSTON COLLEGE		73		19-45	.422	8-18	.444	27-36	.750	8-30	38	22	13	12	3	8	73
PENN STATE	12/1	58	W	18-45	.400	5-16	.313	17-23	.739	10-25	35	19	8	13	4	6	58
PENN		47		18-49	.367	5-22	.227	6-10	.600	11-19	30	26	12	15	2	5	47
PENN STATE	12/5	57	L	22-50	.440	3-12	.250	10-17	.588	11-25	36	21	11	11	0	2	57
@La Salle		82		24-49	.490	16-31	.516	18-24	.750	5-22	27	17	16	4	2	5	82
PENN STATE	12/8	78	W	29-57	.509	7-19	.368	13-20	.650	11-30	41	21	13	17	3	7	78
ARMY		70		21-54	.389	10-28	.357	18-24	.750	7-20	27	20	15	15	2	7	70
PENN STATE	12/15	80	W	26-53	.491	7-18	.389	21-31	.677	6-32	38	21	15	11	5	2	80
DELAWARE ST.		76		24-60	.400	10-30	.333	18-24	.750	6-28	34	24	10	8	5	6	76
PENN STATE	12/23	72	W	25-54	.463	7-22	.318	15-22	.682	8-32	40	17	13	7	4	8	72
NEW HAMPSHIRE		45		12-53	.226	5-21	.238	16-20	.800	12-22	34	19	8	15	1	3	45
PENN STATE	12/29	84	W	25-59	.424	8-20	.400	26-36	.722	16-34	50	26	12	15	4	1	84
DUQUESNE		74		22-59	.373	9-31	.290	21-29	.724	6-22	28	28	12	10	4	6	74
PENN STATE	1/3	51	L	24-52	.462	3-8	.375	0-1	.000	9-29	38	23	7	15	2	2	51
@ Wisconsin		60		22-57	.386	3-17	.176	13-26	.500	13-19	32	7	10	4	6	7	60
PENN STATE	1/7	51	L	19-60	.317	5-18	.278	8-11	.727	17-18	35	25	10	19	4	4	51
INDIANA		74		22-42	.524	8-16	.500	22-34	.647	7-26	33	18	14	17	2	10	74
PENN STATE	1/10	54	L	18-57	.316	3-15	.200	15-18	.833	15-22	37	23	7	11		2	54
NORTHWESTERN		70		22-48	.458	9-22	.409	17-26	.654	8-25	33	16	12	7	7	6	70
PENN STATE	1/13	42	L	15-58	.259	3-12	.250	9-12	.750	14-19	33	18	8	14	6	8	42
@ Purdue		70		23-51	.451	4-8	.500	10-21	.476	12-30	42	15	13	14	6	4	60
PENN STATE	1/16	72	L	24-50	.480	5-16	.313	19-27	.704	4-26	30	23	9	8	1	4	72
MICHIGAN STATE		81		26-55	.473	7-17	.412	22-30	.733	7-26	33	18	17	7	3	5	81
PENN STATE	1/19	64	L	22-57	.386	5-20	.250	15-24	.625	14-22	36	17	10	14	3	5	64
NEBRASKA		68		24-51	.471	4-13	.308	16-16	1.000	5-22	27	20	12	11	4	8	68
PENN STATE	1/23	49	L	17-51	.333	2-15	.133	13-18	.722	10-22	32	29	5	18	7	7	49
@ Indiana		72		20-44	.455	11-20	.550	21-37	.568	14-25	39	19	14	18	4	8	72
PENN STATE	1/26	51	L	17-47	.362	4-17	.235	13-22	.591	2-23	25	19	11	4	7	3	51
OHIO STATE		65		21-48	.438	4-9	.444	19-23	.826	6-33	39	17	10	8	4	3	65



#1 • AKOSA MADUEGBUNAM

Fr. • GUARD • 6-1 • 200
 BOSTON, MASS. • CHARLESTOWN HS/WINCHENDON SCHOOL
 UNDECIDED



NOTABLE/CAREER HIGHLIGHTS

- Name pronounced: ugh-COE-sa MAD-a-WAY-boo-nam
- Owns a team-best 35-inch vertical
- Parents immigrated to the United States from Nigeria in 1987
- O

2012-13 SEASON HIGHLIGHTS

- Saw the first action of his career with six minutes vs. Akron in the Puerto Rico Tip-Off.
- Scored his first career points with a jumper vs. Delaware State on Dec. 15.
- Played a season high 18 minutes at Purdue making one field goal.

CAREER HIGHS

POINTS:	2, 3X
	@ Purdue (1/13/13)
REBOUNDS:	2, 2X
	vs. Duquesne (12/29/12)
ASSISTS:	1
	vs. Delaware State (12/15/12)
STEALS:	-
	-
BLOCKS:	-
	-
MINUTES:	18
	@ Purdue (1/13/13)
FIELD GOALS:	1, 2X
	@ Purdue (1/13/13)
FG ATTEMPTS:	4
	@ Purdue (1/13/13)
FG PERCENTAGE:	-
	-
3-POINTERS:	-
	-
3PT ATTEMPTS:	2, 2X
	@ Purdue (1/13/13)
3PT PERCENTAGE:	-
	-
FREE THROWS:	2
	vs. Duquesne (12/29/12)
FT ATTEMPTS:	2, 2X
	vs. Duquesne (12/29/12)
FT PERCENTAGE:	-
	-

2012-13 GAME-BY-GAME

OPPONENT	DATE	GS	MIN	TOTAL		3-POINT		FREE THROWS		REBOUNDS										
				FG-FGA	PCT	FG-FGA	PCT	FT-FTA	PCT	O-D	TOTAL	PF	A	TO	BLK	STL	PTS			
ST. FRANCIS	11/9		DNP																	
vs. N.C. State	11/15		DNP																	
vs. Providence	11/16		DNP																	
vs. Akron	11/18	6	0-0	.000	0-0	.000	0-0	.000	0-0	.000	0-0	0	0	0	0	0	0	0	0	0
BC	11/28	1	0-1	.000	0-1	.000	0-0	.000	0-0	.000	0-0	0	0	0	0	0	0	0	0	0
PENN	12/1	5	0-0	.000	0-0	.000	0-0	.000	0-0	.000	0-0	0	0	0	0	0	0	0	0	0
@La Salle	12/5	3	0-1	.000	0-1	.000	0-0	.000	1-0	1	0	0	0	0	0	0	0	0	0	0
ARMY	12/8	1	0-0	.000	0-0	.000	0-0	.000	0-0	0	0	0	0	0	0	0	0	0	0	0
DELAWARE ST	12/15	4	1-2	.500	0-1	.000	0-2	.000	0-2	2	1	1	0	0	0	0	0	0	0	2
UNH	12/23	4	0-2	.000	0-2	.000	0-0	.000	0-0	0	0	0	0	0	0	0	0	0	0	0
DUQUESNE	12/29	1	0-0	.000	0-0	.000	0-0	.000	2-2	1.000	1-1	2	0	0	0	0	0	0	0	2
@Wisconsin			DNP																	
INDIANA	1/7		DNP																	
NWESTERN	1/10	1	0-0	.000	0-0	.000	0-0	.000	0-1	1	0	1	0	0	0	0	0	0	0	0
@ Purdue	1/13	18	1-4	.250	0-2	.000	0-0	.000	0-1	1	2	0	0	0	0	0	0	0	0	2
MICHIGAN ST	1/16		DNP																	
NEBRASKA	1/19		DNP																	
@ Indiana	1/23	1	0-0	.000	0-0	.000	0-0	.000	0-0	0	0	0	0	0	0	0	0	0	0	0
OHIO STATE	1/26		DNP																	

PERSONAL FILE

BIRTHDAY: Nov. 29, 1992
FAMILY: Gina (mother), Judy (sister),
 Duby (brother), Ofili (father) passed
 away in 2002

CAREER STATISTICS

Season	gp-gs	min/avg	Total		3-Point		F-Throws		Rebounds				Scoring							
			fg-fga	pct	fg-fga	pct	ft-fta	pct	off	def	tot	avg	pf	fo	ast	to	blk	stl	pts	avg
2012-13	11-0	45/4.1	2-10	.200	0-7	.000	2-4	.500	2	5	7	0.6	3	0	2	0	0	0	6	0.5
TOTAL	11-0	45/4.1	2-10	.200	0-7	.000	2-4	.500	2	5	7	0.6	3	0	2	0	0	0	6	0.5



#2 • D.J. NEWBILL

RS-So. • GUARD • 6-4 • 205

PHILADELPHIA, PA. • STRAWBERRY MANSION HS • SOUTHERN MISSISSIPPI UNDECIDED



CAREER HIGHS

POINTS:	27
	vs. Michigan State (1/16/13)
REBOUNDS:	16
	vs. UTEP (2/16/11)*
ASSISTS:	7
	vs. Bucknell (11/23/12)
STEALS:	4, 2X
	Last vs. Indiana (1/23/13)
BLOCKS:	2
	vs. St. Louis (12/23/10)*
MINUTES:	40, 2X
	last at La Salle (12/5/12)
FIELD GOALS:	8, 3X
	vs. Michigan State (1/16/13)
FG ATTEMPTS:	19
	vs. Northwestern (1/10/13)
FG PERCENTAGE:	.875 (7-8)
	vs. UCF (1/15/11)*
3-POINTERS:	2, 2X
	last vs. BC (11/28/12)
3PT ATTEMPTS:	7
	vs. St. Francis (11/9/12)
3PT PERCENTAGE:	1.000 (2-2)
	vs. Spring Hill (11/27/10)*
FREE THROWS:	12
	vs. Duquesne (12/29/12)
FT ATTEMPTS:	16
	vs. Duquesne (12/29/12)
FT PERCENTAGE:	1.000 (5-5)
	vs. Alcorn State (12/1/10)
	.900 (9-10)
	vs. St. Francis (11/9/12)

* At Southern Mississippi

PERSONAL FILE

BIRTHDAY: May 22, 1992
FAMILY: Towanda Roach (mother),
 passed away Sept. 15, 2012;
 Dominic (brother), Dante (brother),

NOTABLE/CAREER HIGHLIGHTS

- Earned No. 4 spot on ESPN Sportscenter's plays of the day with a drive and monstrous slam over 6-10 Wisconsin center Jared Berggren (1/3).
- Logged first career 20-point game (20) in a loss to Akron in the Puerto Rico Tip-Off. Now has SIX on the season.
- Sat out last season after transferring from Southern Miss.
- Cut weight from 225 to 205 for 2012-13 season.
- A 2011 Conference USA All-Freshman Team selection at Southern Miss.
- Started all 32 games as a freshman at Southern Miss, ranked third on the team in scoring (9.2) and second in rebounding (6.2) on team that went 22-10. Shot 53.5%, recorded six double-doubles and led team in rebounding 11 times.
- Posted 15 points and 16 rebounds in win over UTEP.

2012-13 SEASON HIGHLIGHTS

- Hit 9-of-10 at the foul line for 16 points and added seven rebounds in his Penn State debut vs. St. Francis (11/9/12)
- Scored 20 points and led Penn State with 5 assists while adding six boards while running the point for most of the game in place of an injured Tim Frazier in the Lions loss to Akron.
- Made his first start at point guard vs. Bucknell and posted a career high seven assists to go with 10 points and seven rebounds in 37 minutes.
- Scored a career-high 22 points on 2-of-3 from three and 8-of-11 from the foul line in a loss to Boston College.
- Scored 22 points, including a pair of late layups, one the game winning points, and added five assists and five rebounds in a win over Delaware State.
- Scored a career high 23 points on a career best 12-of-16 at the foul line and added 12 rebounds and five assists for his first double-double at Penn State leading the Lions over Duquesne.
- Had two monstrous dunks and posted 12 points and eight rebounds in a loss at Wisconsin.
- Led Penn State with 20 points vs. Northwestern
- Scored a career high 27 points and had a team-best six assists in a loss to Michigan State. Hit 8-of-12 (66%).
- Led Penn State with 18 points, seven rebounds and a career high tying four steals in a loss at No. 7 Indiana.
- Posted 15 points and six assists with just one turnover in 39 minutes vs. Ohio State's Aaron Craft.

2012-13 GAME-BY-GAME

OPPONENT	DATE	GS	TOTAL			3-POINT		FREE THROWS		REBOUNDS		PF	A	TO	BLK	STL	PTS
			FG-FGA	PCT	FT-FTA	PCT	O-D	TOTAL									
ST. FRANCIS	11/9	*	35	3-10	.300	1-7	.142	9-10	.900	2-5	7	2	1	4	0	1	16
vs. N.C. State	11/15	*	36	6-12	.500	1-3	.333	0-1	.000	2-1	3	3	1	5	0	2	13
vs. Providence	11/16	*	35	3-5	.600	0-1	.000	3-3	1.000	2-4	6	3	3	4	0	0	9
vs. Akron	11/18	*	34	8-17	.470	1-3	.333	3-7	.428	3-3	6	4	5	3	0	2	20
BUCKNELL	11/23	*	37	5-18	.278	0-2	.000	0-4	.000	2-5	7	1	7	4	1	0	10
BC	11/28	*	36	6-13	.462	2-3	.667	8-11	.727	0-5	5	5	3	6	0	1	22
PENN	12/1	*	31	5-10	.500	0-1	.000	3-5	.600	1-4	4	3	4	2	0	4	13
@La Salle	12/5	*	40	5-13	.385	0-1	.000	2-6	.333	1-5	6	2	5	2	0	0	12
ARMY	12/8	*	35	7-15	.467	0-2	.000	5-7	.714	2-4	6	2	5	4	0	1	19
DELAWARE ST	12/15	*	34	8-13	.615	1-2	.500	5-6	.833	1-4	5	4	5	3	0	0	22
UNH	12/23	*	34	2-6	.333	0-2	.000	6-10	.600	1-5	6	2	3	2	1	0	10
DUQUESNE	12/29	*	39	5-14	.357	1-2	.500	12-16	.750	3-9	12	2	5	4	0	0	23
@ Wisconsin	1/3	*	34	6-15	.400	0-0	.000	0-0	.000	2-6	8	5	4	5	0	1	12
INDIANA	1/7	*	38	3-15	.200	0-3	.000	2-3	.667	2-4	6	2	3	5	0	2	8
NWESTERN	1/10	*	36	6-19	.316	0-3	.000	8-9	.889	3-1	4	4	3	2	0	1	20
@Purdue	1/13	*	36	3-12	.250	0-0	.000	3-4	.750	2-4	6	2	4	2	1	0	9
MICHIGAN ST	1/16	*	37	8-12	.667	0-1	.000	11-15	.733	0-2	2	1	6	3	0	1	27
NEBRASKA	1/19	*	33	3-11	.273	0-3	.000	5-9	.556	2-5	7	3	6	6	1	1	11
@ Indiana	1/23	*	39	7-17	.412	0-2	.000	4-6	.667	1-6	7	1	1	8	1	4	18
OHIO STATE	1/26	*	39	5-9	.556	0-0	.000	5-8	.625	1-3	4	4	6	1	1	2	15

CAREER STATISTICS

Season	gp-gs	min/avg	fg-fga	pct	fg-fga	pct	ft-fta	pct	off	def	tot	avg	pf	fo	ast	to	blk	stl	pts	avg
2010-11*	32-32	977/30.5	100-187	.535	6-14	.429	87-126	.690	97	102	199	6.2	89	2	52	60	3	24	293	9.2
2012-13	20-20	719/36.0	104-256	.406	7-41	.171	94-140	.671	33	85	118	5.9	55	2	80	75	6	23	309	15.5
TOTAL	20-20	719/36.0	104-256	.406	7-41	.171	94-140	.671	33	85	118	5.9	55	2	80	75	6	23	309	15.5
All*	52-52	1696/32.6	204-443	.460	13-55	.236	181-266	.680	130	187	317	6.1	144	4	132	135	9	47	602	11.6

* Statistics from prior team/school



#5 • DONOVON JACK

Fr. • FORWARD • 6-9 • 205
READING, PA. • BERKS CATHOLIC
UNDECIDED

CAREER HIGHS

POINTS: 8
vs. Delaware St. (12/15/12)REBOUNDS: 4
vs. Duquesne (12/29/12)

ASSISTS: -

STEALS: 1
vs. N.C. State (11/15/12)BLOCKS: 1, 3X
Last vs. Indiana (1/23/13)MINUTES: 13
vs. New Hampshire (12/23/12)FIELD GOALS: 4
vs. Delaware St. (12/15/12)FG ATTEMPTS: 5
vs. Delaware St. (12/15/12)FG PERCENTAGE: .800 (4-5)
vs. Delaware St. (12/15/12)3-POINTERS: 1
vs. Indiana (1/7/13)3PT ATTEMPTS: 2
vs. Indiana (1/7/13)

3PT PERCENTAGE: -

FREE THROWS: 2, 2X
vs. Indiana (1/7/13)FT ATTEMPTS: 2, 4X
vs. Indiana (1/7/13)

FT PERCENTAGE: -

PERSONAL FILE

BIRTHDAY: Nov. 18, 1993

FAMILY: Donna (mother), Curt (father),
Connor (brother), Casey (brother),
Delaney (sister)Both his father and mother played
collegiate basketball; Donna at Divi-
sion I Manhattan College and Curt at
Muhlenberg College.

NOTABLE/CAREER HIGHLIGHTS

■ --	■ --
■ --	■ --
■ --	■ --
■ --	■ --
■ --	■ --
■ --	■ --

2012-13 SEASON HIGHLIGHTS

■ Scored his first career points with a three-point play in a loss at La Salle on Dec. 5.

■ Posted eight points on 4-of-5 shooting, including six straight points during one stretch, and added three rebounds and block in a win vs. Delaware State.

■ Scored for the second straight game posting six points and tying a career high with three rebounds and a blocked shot in 13 minutes vs. New Hampshire.

■ --
■ --
■ --

2012-13 GAME-BY-GAME

OPPONENT	DATE	GS	MIN	TOTAL		3-POINT		FREE THROWS		REBOUNDS		PF	A	TO	BLK	STL	PTS
				FG-FGA	PCT	FG-FGA	PCT	FT-FTA	PCT	O-D	TOTAL						
ST. FRANCIS	11/9		DNP														
vs. N.C. State	11/15	6	0-0	.000	0-0	.000	0-0	.000	0-0	0-1	1	1	0	0	0	1	0
vs. Providence	11/16		DNP														
vs. Akron	11/18	2	0-1	.000	0-0	.000	0-0	.000	0-0	0	0	0	0	0	0	0	0
BC	11/28	2	0-0	.000	0-0	.000	0-0	.000	0-0	0	1	0	0	0	0	0	0
PENN	12/1	1	0-0	.000	0-0	.000	0-0	.000	0-0	0	0	0	0	0	0	0	0
@La Salle	12/5	5	1-1	1.000	0-0	.000	1-1	1.000	0-0	0	0	0	0	0	0	0	3
ARMY	12/8	6	0-1	.000	0-0	.000	0-0	.000	0-0	0	1	0	1	0	0	0	0
DELAWARE ST	12/15	12	4-5	.800	0-0	.000	0-2	.000	1-2	3	3	0	0	1	0	0	8
UNH	12/23	13	2-2	1.000	0-0	.000	2-2	1.000	0-3	3	2	0	0	1	0	0	6
DUQUESNE	12/29	9	1-2	.500	0-0	.000	1-2	.500	2-2	4	0	0	1	0	0	0	3
@Wisconsin	1/3	8	0-1	.000	0-0	.000	0-0	.000	0-2	2	2	0	0	0	0	0	0
INDIANA	1/7	8	1-2	.500	1-2	.500	2-2	1.000	1-1	2	2	0	1	0	0	0	5
NWESTERN	1/10	5	0-1	.000	0-0	.000	0-0	.000	1-0	1	0	0	0	0	0	0	0
@Purdue	1/13		DNP														
MICHIGAN ST	1/16		DNP														
NEBRASKA	1/19	3	0-0	.000	0-0	.000	0-0	.000	0-0	0	1	0	1	0	0	0	0
@Indiana	1/23	11	0-3	.000	0-0	.000	0-0	.000	0-0	0	3	0	1	1	0	0	0
OHIO STATE	1/26	5	1-2	.500	0-0	.000	0-0	.000	0-1	1	0	0	0	0	0	0	2

CAREER STATISTICS

Season	gp-gs	min/avg	Total		3-Point		F-Throws		Rebounds				Scoring							
			fg-fga	pct	fg-fga	pct	ft-fta	pct	off	def	tot	avg	pf	fo	ast	to	blk	stl	pts	avg
2012-13	15-0	96/6.4	10-21	.476	1-2	.500	6-9	.667	5	12	17	1.1	16	0	0	5	3	2	27	1.8
TOTAL	15-0	96/6.4	10-21	.476	1-2	.500	6-9	.667	5	12	17	1.1	16	0	0	5	3	2	27	1.8



#10 • BRANDON TAYLOR

Fr. • FORWARD • 6-7 • 235
 TABERNACLE, N.J. • TRENTON CATHOLIC
 UNDECIDED



NOTABLE/CAREER HIGHLIGHTS

- Made his first career start vs. Bucknell (11/23) and scored 16 points.
- Led Penn State in scoring for the first time on his career with 11 points in a loss at Purdue.
- --
- --
- --

■ --
■ --
■ --
■ --

2012-13 SEASON HIGHLIGHTS

- Scored his first career points logging two in 11 minutes of action vs. No. 6 N.C. State in Puerto Rico.
- Posted a career high 10 points on 2-of-4 from three and added three rebounds and a block in 22 minutes of a loss to Akron in Puerto Rico.
- Scored 16 points in just 20 minutes of action going 4-of-8 from three in his first career start vs. Bucknell (11/23)
- Scored all 11 of his points in the first half, hitting 3-of-4 from three in the half to help the Lions to a 31-22 halftime lead vs. Penn. Added a career high seven rebounds.
- Scored 14 points on 2-of-4 from three in a victory over Army
- Led Penn State with 11 points, all in the first half, in a loss at Purdue, including a half court three-pointer as the first half clock expired.

CAREER HIGHS

POINTS:	16
	vs. Bucknell (11/23/12)
REBOUNDS:	7
	vs. Penn (12/1/12)
ASSISTS:	1, 5X
	vs. Indiana (1/7/13)
STEALS:	1, 4X
	vs. Michigan State (1/16/13)
BLOCKS:	2
	vs. Delaware State (1/16/13)
MINUTES:	31
	vs. Penn (12/1/12)
FIELD GOALS:	6
	vs. Bucknell (11/23/12)
FG ATTEMPTS:	14
	@ Purdue (1/16/13)
FG PERCENTAGE:	.666 (4-6)
	vs. Akron (11/18/12)
3-POINTERS:	4
	vs. Bucknell (11/23/12)
3PT ATTEMPTS:	8
	vs. Bucknell (11/23/12)
3PT PERCENTAGE:	.500 (4-8)
	vs. Bucknell (11/23/12)
FREE THROWS:	2, 4x
	vs. Duquesne (12/29/12)
FT ATTEMPTS:	2, 6X
	last vs. Indiana (1/7/13)
FT PERCENTAGE:	-

2012-13 GAME-BY-GAME

OPPONENT	DATE	GS	MIN	TOTAL		3-POINT		FREE THROWS		REBOUNDS					PF	A	TO	BLK	STL	PTS
				FG-FGA	PCT	FG-FGA	PCT	FT-FTA	PCT	O-D	TOTAL									
ST. FRANCIS	11/9		5	0-2	.000	0-1	.000	0-0	.000	1-1	2	1	0	0	0	0	0	0	0	
vs. N.C. State	11/15		11	1-3	.333	0-2	.000	0-0	.000	1-1	2	4	0	0	0	0	2			
vs. Providence	11/16		18	2-3	.666	0-0	.000	0-0	.000	1-1	2	2	0	1	1	0	4			
vs. Akron	11/18		22	4-6	.666	2-4	.500	0-0	.000	1-2	3	3	1	1	1	0	10			
BUCKNELL	11/23	*	20	6-11	.545	4-8	.500	0-0	.000	0-3	3	4	0	1	0	0	16			
BC	11/28	*	23	1-2	.500	0-1	.000	1-2	.500	0-2	2	5	0	1	0	1	3			
PENN	12/1	*	31	3-7	.429	3-6	.500	2-2	1.000	1-6	7	3	0	2	0	0	11			
@ La Salle	12/5	*	15	1-4	.250	1-4	.250	0-0	.000	1-4	5	2	1	2	0	0	3			
ARMY	12/8	*	26	5-10	.500	2-4	.500	2-2	1.000	1-3	4	3	0	1	1	0	14			
DELAWARE ST	12/15	*	33	2-7	.286	1-4	.250	2-2	1.000	0-4	4	1	1	2	2	1	7			
UNH	12/23	*	27	4-9	.444	2-5	.400	0-1	.000	1-4	5	2	1	2	1	0	10			
DUQUESNE	12/29	*	28	2-7	.286	2-6	.333	2-2	1.000	1-3	4	4	0	0	0	1	8			
@ Wisconsin	1/3	*	28	3-6	.500	2-3	.667	0-1	.000	0-2	2	3	0	2	0	0	8			
INDIANA	1/7	*	13	1-4	.250	1-3	.333	1-2	.500	1-1	2	5	1	1	0	0	4			
NWESTERN	1/10	*	20	1-6	.167	0-2	.000	0-0	.000	1-4	5	4	0	3	0	0	2			
@ Purdue	1/13	*	30	4-14	.286	3-7	.429	0-0	.000	4-2	6	2	0	2	1	0	11			
MICHIGAN ST	1/16	*	28	0-6	.000	0-5	.000	0-0	.000	0-5	5	4	0	1	1	1	0			
NEBRASKA	1/19	*	27	4-7	.571	1-3	.333	0-0	.000	2-4	6	2	0	2	0	0	9			
@ Indiana	1/23	*	23	0-6	.000	0-3	.000	0-0	.000	1-2	3	5	0	1	1	0	0			
1/26	1/26		20	1-8	.125	1-8	.1255	0-0	.000	0-3	3	2	0	0	0	1	3			

PERSONAL FILE

BIRTHDAY: Aug. 1, 1994
FAMILY: Audrey (mother), Byron (father), Jayson (brother).
 His cousin, Tiffany Stansbury, was a two-time All-ACC selection at N.C. State. His uncle, Terence Stansbury, played at Temple and three seasons in the NBA.

CAREER STATISTICS

Season	gp-gs	min/avg	Total		3-Point		F-Throws		Rebounds				Scoring							
			fg-fga	pct	fg-fga	pct	ft-fta	pct	off	def	tot	avg	pf	fo	ast	to	blk	stl	pts	avg
2012-13	20-15	448/22.4	45-128	.352	25-79	.316	10-14	.714	18	57	75	3.8	61	3	5	25	9	5	125	6.3
TOTAL	20-15	448/22.4	45-128	.352	25-79	.316	10-14	.714	18	57	75	3.8	61	3	5	25	9	5	125	6.3



#11 • JERMAINE MARSHALL

RS-Jr. • GUARD • 6-4 • 205

ETTERS, PA. • RED LAND

HUMAN DEVELOPMENT & FAMILY STUDIES



CAREER HIGHS

POINTS:	29
vs. Michigan State (1/16/13)	
REBOUNDS:	10
vs. Michigan State (1/16/13)	
ASSISTS:	5
vs. Delaware St. (12/15/12)	
STEALS:	5
vs. New Hampshire (12/23/12)	
BLOCKS:	3, 2X
2x, last vs. Illinois (1/19/12)	
MINUTES:	42
vs. Delaware St. (12/15/12)	
FIELD GOALS:	10, 2X
last vs. Michigan State (1/16/13)	
FG ATTEMPTS:	19
vs. Minnesota (1/15/12)	
FG PERCENTAGE:	.643 (9-14)
@ Wisconsin (1/3/13)	
3-POINTERS:	4
vs. Michigan (3/4/12)	
3PT ATTEMPTS:	12
vs. Providence (11/16/12)	
3PT PERCENTAGE:	60.0 (3-5), 2X
last vs. New Hampshire (12/23/12)	
FREE THROWS:	9, 2X
last vs. Penn (12/1/12)	
FT ATTEMPTS:	11, 3X
vs. Bucknell (11/23/12)	
FT PERCENTAGE:	1.000 (4-4)
vs. Indiana (1/8/12)	
.900 (9-10)	
vs. Penn (12/1/12)	

PERSONAL FILE

BIRTHDAY:	Nov. 7, 1990
FAMILY:	Jacke (mother), Jerome (father); Curtis (brother), Taehee (brother)

NOTABLE/CAREER HIGHLIGHTS

■ Posted a career-best streak of 7-straight double-figure scoring games in Big Ten play last year.

■ 20 double-digit scoring games in 2011-12, including career-high 27 in final regular season game vs. Michigan.

■ FOUR 20-point games in 2011-12

■ SECOND leading scorer on team (10.9 ppg) in 2011-12

■ Led team with 43 threes, second with 32 steals in 2011-12.

■ Missed senior year of high school with a torn patella tendon.

■ Redshirted freshman season as he rehabbed the knee injury and added 15 pounds of muscle.

■ --

■ --

2012-13 SEASON HIGHLIGHTS

■ Posted 11 points and eight rebounds in a loss to No. 6 N.C. State in Puerto Rico.

■ Led the team with 17 points, 15 in the second half, in a 60-57 come-from-behind victory over Bucknell.

■ Led Penn State with 25 points, including 11 in a late 18-1 run that cut a 20-point lead to three, in a loss to Boston College.

■ Led Penn State with 18 points on 9-of-10 from the free throw line, equaling a career most free throws made.

■ Led Penn State in scoring for the fourth straight game with 19 points vs. La Salle.

■ Posted career highs with four assists and four steals and added 16 points while spending a great deal of time a point guard in a win over Army.

■ Posted a career high five assists to go with 15 points while splitting time at point guard in a career-most 42 minutes of ac-

tion in a victory over Delaware State. Hit a big three to tie the game late in overtime.

■ Led Penn State in scoring for the fifth time on the year with 15 points and added a career high five steals in just 24 minutes vs. New Hampshire. Equaled a career best 3-of-5 from three.

■ Led Penn State with 19 points on 9-of-14 shooting in a loss at Wisconsin (1/3). Back-to-back jumpers brought Penn State within one with 2:52 to play.

■ Scored a career high 29 points on 10-of-18 (55%) and pulled down a career high 10 rebounds in a loss to Michigan State for his FIRST CAREER DOUBLE-DOUBLE.

■ Scored all of his team-leading 18 points in the second half of a loss to Nebraska.

2012-13 GAME-BY-GAME

OPPONENT	DATE	GS	MIN	TOTAL		3-POINT		FREE THROWS		REBOUNDS		PF	A	TO	BLK	STL	PTS
				FG	FGA	PCT	FG	FGA	PCT	FT	FTA						
ST. FRANCIS	11/9	*	33	4-8	.500	1-5	.200	0-0	.000	1-5	6	4	1	3	0	2	9
vs. N.C. State	11/15	*	34	4-12	.333	1-7	.142	2-3	.666	1-7	8	1	0	2	1	2	11
vs. Providence	11/16	*	34	4-18	.222	3-12	.250	2-2	1.000	0-5	5	4	0	3	0	3	13
vs. Akron	11/18	*	37	3-11	.272	2-7	.285	0-1	.000	0-3	3	5	2	3	0	1	8
BUCKNELL	11/23	*	33	4-11	.364	2-3	.667	7-11	.636	0-5	5	3	0	2	0	4	17
BC	11/28	*	28	8-13	.615	3-7	.429	6-8	.750	0-2	2	4	2	4	0	1	25
PENN	12/1	*	39	4-10	.400	1-4	.250	9-10	.900	0-3	3	3	3	3	1	1	18
@La Salle	12/5	*	37	6-12	.500	2-4	.500	5-6	.833	1-1	2	5	3	4	0	2	19
ARMY	12/8	*	39	6-10	.600	1-3	.333	3-4	.750	2-4	6	3	4	5	0	4	16
DELAWARE ST.	12/15	*	42	4-13	.308	3-7	.429	4-7	.571	1-6	7	2	5	2	1	0	15
UNH	12/23	*	24	6-12	.500	3-5	.600	0-0	.000	0-4	4	3	3	1	0	5	15
DUQUESNE	12/29	*	28	2-10	.200	0-4	.000	5-6	.833	0-3	3	5	4	5	1	0	9
@ Wisconsin	1/3	*	35	9-14	.643	1-3	.333	0-0	.000	0-3	3	3	2	4	1	1	19
INDIANA	1/7	*	39	5-11	.455	1-3	.333	0-0	.000	1-6	7	2	3	4	1	0	11
NWESTERN	1/10	*	33	4-12	.333	2-6	.333	3-3	1.000	0-0	0	4	2	1	1	0	13
@ Purdue	1/13	*	34	3-13	.231	0-2	.000	2-2	1.000	0-5	5	4	3	4	2	2	8
MICHIGAN ST	1/16	*	34	10-18	.556	3-7	.429	6-8	.750	0-10	10	5	1	1	0	0	29
NEBRASKA	1/19	*	39	5-16	.313	2-7	.286	6-8	.750	0-2	2	2	1	2	2	2	18
@ Indiana	1/23	*	28	5-11	.455	1-5	.200	1-2	.500	1-5	6	5	2	3	0	0	12
OHIO STATE	1/26	*	37	4-11	.364	2-6	.333	6-9	.667	0-3	3	0	2	1	2	0	16

CAREER STATISTICS

SEASON	GP	GS	MIN	AVG	TOTAL			3-POINT			REBOUNDS			PF	FO	A	TO	BLK	STL	PTS	AVG				
					FG	FGA	PCT	FG	FGA	PCT	FT	FTA	PCT									OFF	DEF	TOTAL	AVG
2009-10																									
2010-11	28	0	251	9.0	25	63	.397	6	25	.240	14	22	17	0.6	35	1	12	13	3	15	70	2.5			
2011-12	31	17	839	27.1	114	294	.388	43	132	.326	65	87	747	24	102	126	4.1	82	2	34	57	16	32	336	10.8
2012-13	20	20	687	34.3	100	246	.407	34	107	.318	67	90	744	8	82	90	4.5	67	5	43	59	13	30	301	15.1
TOTAL	79	37	1777	22.5	239	603	.394	83	264	.317	146	199	734	35	198	233	2.9	184	8	89	129	32	77	707	8.9



#14 • KEVIN MONTMINY

So. • GUARD • 6-3 • 185
 PENNS VALLEY AREA HS/CENTRE HALL, PA.
 FINANCE



NOTABLE/CAREER HIGHLIGHTS

- Walk-on who grew up 20 minutes from the Penn State campus.
- Posted a 4.0 GPA in the 2012 fall semester to earn Dean's List honors.
- A member of Penn State's Schreyer Honors College.

2012-13 SEASON HIGHLIGHTS

- Played eight minutes in a win vs. New Hampshire and hit a late three to push the Lions over 70 points.
- Played a career high 12 minutes in a loss to Northwestern scoring three points and adding two rebounds.
- Made his one minute of action vs. Nebraska count by nailing an off-balance 35-foot three just before the halftime buzzer.

CAREER HIGHS

POINTS:	3, 2X
	last vs. Northwestern (1/10/13)
REBOUNDS:	2, 2X
	last vs. Northwestern (1/10/13)
ASSISTS:	0
	-
STEALS:	1
	@ Purdue (1/13/13)
BLOCKS:	1
	@ Purdue (1/13/13)
MINUTES:	12
	vs. Northwestern (1/10/13)
FIELD GOALS:	1, 3X
	last vs. Michigan State (1/16/13)
FG ATTEMPTS:	3
	vs. Northwestern (1/10/13)
FG PERCENTAGE:	-
	-
3-POINTERS:	1
	vs. New Hampshire (12/23/12)
3PT ATTEMPTS:	2
	vs. New Hampshire (12/23/12)
3PT PERCENTAGE:	50.0 (1-2)
	vs. New Hampshire (12/23/12)
FREE THROWS:	1, 2X
	last vs. Northwestern (1/10/13)
FT ATTEMPTS:	3
	vs. Duquesne
FT PERCENTAGE:	-
	-

2012-13 GAME-BY-GAME

OPPONENT	DATE	GS	MIN	TOTAL		3-POINT		FREE THROWS		REBOUNDS		PF	A	TO	BLK	STL	PTS
				FG-FGA	PCT	FG-FGA	PCT	FT-FTA	PCT	O-D	TOTAL						
ST. FRANCIS	11/9	0	0-0	.000	0-0	.000	0-0	.000	0-0	0	0	0	0	0	0	0	0
vs. N.C. State	11/15	DNP															
vs. Providence	11/16	DNP															
vs. Akron	11/18	1	0-1	.000	0-1	.000	0-0	.000	1-0	1	0	0	0	0	0	0	0
BUCKNELL	11/23	DNP															
BC	11/28	0	0-0	.000	0-0	.000	0-0	.000	0-0	0	0	0	0	0	0	0	0
PENN	12/1	DNP															
@La Salle	12/5	DNP															
ARMY	12/8	0	0-0	.000	0-0	.000	0-0	.000	0-0	0	0	0	0	0	0	0	0
DELAWARE ST.	12/15	0	0-0	.000	0-0	.000	0-0	.000	0-0	0	0	0	0	0	0	0	0
UNH	12/23	8	1-3	.333	1-2	.500	0-0	.000	0-2	2	0	0	0	0	0	0	3
DUQUESNE	12/29	4	0-1	.000	0-1	.000	1-3	.333	0-0	0	1	0	0	0	0	0	1
@ Wisconsin	1/3	DNP															
INDIANA	1/7	1	0-0	.000	0-0	.000	0-0	.000	0-0	0	0	0	0	0	0	0	0
NWERN	1/10	12	1-1	1.000	0-0	.000	1-1	1.000	2-0	2	1	0	0	0	0	0	3
@ Purdue	1/13	5	0-0	.000	0-0	.000	0-0	.000	0-0	0	1	0	0	1	1	0	0
MICHIGAN ST	1/16	5	1-1	1.000	0-0	.000	0-0	.000	0-0	0	2	0	0	0	0	0	2
NEBRASKA	1/19	1	1-1	1.000	1-1	1.000	0-0	.000	0-0	0	0	0	0	0	0	0	3
@ Indiana	1/23	1	0-0	.000	0-0	.000	0-0	.000	0-0	0	0	0	0	0	0	0	0
OHIO STATE	1/26	1	0-1	.000	0-1	.000	0-0	.000	0-0	0	0	0	0	0	0	0	0

PERSONAL FILE

BIRTHDAY: May 21, 1993
FAMILY: Mary (mother), Peter (father);
 sisters: Jenny, Sarah & Hannah

CAREER STATISTICS

Season	gp-gs	min/avg	Total		3-Point		F-Throws		Rebounds				Scoring							
			fg-fga	pct	fg-fga	pct	ft-fa	pct	off	def	tot	avg	pf	fo	ast	to	blk	stl	pts	avg
2011-12	9-0	10/1.1	1-2	.500	0-1	.000	0-0	.000	1	0	1	0.1	0	0	0	0	0	2	0.2	
2012-13	14-0	39/2.8	4-9	.444	2-6	.333	2-4	.500	3	2	5	0.4	5	0	0	0	1	1	12	0.9
TOTAL	23-0	49/2.1	5-11	.455	2-7	.286	2-4	.500	4	2	6	0.3	5	0	0	0	1	1	14	0.6



#20 • NICK COLELLA

Sr. • GUARD • 6-3 • 195
NEW CASTLE, PA. • NEW CASTLE HS/PENN STATE - BEHREND
KINESIOLOGY



NOTABLE/CAREER HIGHLIGHTS

- Placed on scholarship for his final season.
- Started six-straight games in Big Ten play in 2011-12
- Played two seasons playing at Penn State-Behrend (Erie, Pa.) campus before transferring to the main campus. Behrend is an NCAA Division III school
- Averaged 9.8 ppg and 4.4 rpg playing in 16 games as a sophomore at Penn State - Behrend.
- Career-high at Behrend was 15 points against Allegheny College
- Made Penn State team through the walk-on tryout process in October 2010. Redshirted first season at main campus.
- Spent approximately a month of his first semester at Penn State main campus as a practice player with the Penn State Lady Lion team.

2012-13 SEASON HIGHLIGHTS

- Hit 3-of-5 from three for a season high nine points in a victory over Army. The three treys and his 3-of-5 performance tied a career high.
- Hit a pair of threes and logged six points while playing 35 minutes in a victory over Delaware State.
- Made his seventh career start and posted career highs with three assists and three steals to go with six points in a victory over New Hampshire.
- Scored a career high 15 points on a career-best 5-of-7 from three and tied a career high with four rebounds in helping lead Penn State over Duquesne.

CAREER HIGHS

POINTS:	15
	vs. Duquesne (12/29/12)
REBOUNDS:	6
	vs. Nebraska (1/19/13)
ASSISTS:	3, 3X
	vs. Indiana (1/7/13)
STEALS:	3
	vs. New Hampshire (12/23/12)
BLOCKS:	1
	vs. Radford (11/14/11)
MINUTES:	37
	@ Michigan St. (2/8/12)
FIELD GOALS:	5
	vs. Duquesne (12/29/12)
FG ATTEMPTS:	12
	vs. Nebraska (2/11/12)
FG PERCENTAGE:	.714 (5-7)
	vs. Duquesne (12/29/12)
3-POINTERS:	5
	vs. Duquesne (12/29/12)
3PT ATTEMPTS:	11
	vs. Nebraska (2/11/12)
3PT PERCENTAGE:	.714 (5-7)
	vs. Duquesne (12/29/12)
FREE THROWS:	4
	vs. Iowa (2/16/12)
FT ATTEMPTS:	4
	vs. Iowa(2/16/12)
FT PERCENTAGE:	1.000 (4-4)
	vs. Iowa (2/16/12)

2012-13 GAME-BY-GAME

OPPONENT	DATE	TOTAL		3-POINT		FREE THROWS		REBOUNDS		PF	A	TO	BLK	STL	PTS	
		GS	MIN	FG-FGA	PCT	FG-FGA	PCT	FT-FTA	PCT							O-D
ST FRANCIS	11/9	22	1-5	.200	1-5	.200	0-0	.000	2-1	3	2	0	1	0	1	3
vs. N.C. State	11/15	11	0-0	.000	0-0	.000	0-0	.000	0-0	0	0	0	0	0	0	0
vs. Providence	11/16	16	0-4	.000	0-4	.000	0-0	.000	0-0	0	0	0	0	0	1	0
vs. Akron	11/18	23	2-3	.666	2-3	.666	0-0	.000	0-0	0	3	0	1	0	0	6
BUCKNELL	11/23	17	0-4	.000	0-4	.000	0-0	.000	1-0	1	2	0	0	0	0	0
BC	11/28	28	1-5	.200	1-5	.200	0-0	.000	0-4	4	4	1	0	0	2	3
PENN	12/1	31	2-5	.400	1-4	.250	0-0	.000	1-3	4	3	1	1	0	1	5
@ La Salle	12/5	23	0-3	.000	0-2	.000	0-0	.000	0-1	1	3	1	0	0	0	0
ARMY	12/8	27	3-5	.600	3-5	.600	0-0	.000	1-3	4	3	1	2	0	1	9
DELAWARE ST	12/15	35	2-5	.400	2-3	.667	0-0	.000	1-2	3	2	1	2	0	1	6
UNH	12/23 *	29	2-6	.333	1-5	.200	1-1	1.000	0-1	1	3	3	0	0	3	6
DUQUESNE	12/29	24	5-7	.714	5-7	.714	0-0	.000	0-4	4	5	1	0	0	0	15
@ Wisconsin	1/3	24	0-2	.000	0-2	.000	0-0	.000	0-3	3	1	1	1	0	0	0
INDIANA	1/7	17	0-2	.000	0-2	.000	0-0	.000	0-1	1	2	3	3	0	0	0
NWESTERN	1/10	28	1-4	.250	1-3	.333	0-0	.000	1-2	3	4	1	0	0	1	3
@ Purdue	1/13	5	0-0	.000	0-0	.000	0-0	.000	0-0	0	0	0	1	0	0	0
MICHIGAN ST	1/16	30	2-3	.667	2-3	.667	0-2	.000	0-4	4	3	1	0	0	0	6
NEBRASKA	1/19	31	1-5	.200	1-4	.250	3-3	1.000	1-5	6	0	0	1	0	1	6
@ Indiana	1/23 *	31	0-1	.000	0-1	.000	1-2	.500	1-2	3	4	0	1	0	2	1
OHIO STATE	1/26 *	35	1-2	.500	1-2	.500	1-3	.333	0-4	4	3	1	0	0	0	4

PERSONAL FILE

BIRTHDAY: Nov. 10, 1989
FAMILY: Linda (mother), David (father);
Brothers: David Jr. & Michael

CAREER STATISTICS

Season	gp-gs	min/avg	Total		3-Point		F-Throws		Rebounds				Scoring							
			fg-fga	pct	fg-fga	pct	ft-fa	pct	off	def	tot	avg	pf	fo	ast	to	blk	stl	pts	avg
2011-12	26-6	387/14.9	22-85	.259	17-70	.243	10-12	.833	5	29	34	1.3	28	0	13	11	4	9	71	2.7
2012-13	20-3	487/24.4	23-71	.324	21-64	.328	6-11	.545	9	40	49	2.5	47	1	16	14	0	14	73	3.7
TOTAL	46-9	874/19.0	45-156	.288	38-134	.284	16-23	.696	14	69	83	1.8	75	1	29	25	4	23	144	3.1



#21 • SASA BOROVNJAK

Sr. • FORWARD • 6-9 • 240
 BELGRADE, SERBIA • VERITAS CHRISTIAN (N.C.)
 MARKETING



NOTABLE/CAREER HIGHLIGHTS

- Career best three straight double-figure scoring games to close out the non-conference season.
- Made the decision to make this his final collegiate season in December. Could have applied for a fifth year of eligibility after missing entire 2010-11 season with a knee injury.
- Led Penn State shooting 56% in 2011-12
- Played in 18 games as a true-freshman
- Suffered a torn ACL in right knee on the first day of pre-season practice of the 2010-11 season and redshirted the year.
- 3.2 grade-point average
- 23 years old

2012-13 SEASON HIGHLIGHTS

- Played his best game of the season logging a career best eight rebounds to go with eight points (all in the first half) in a loss vs. La Salle.
- Posted one of the best games of his Penn State career logging 14 points on a career-best 8-of-10 at the foul line and tying career highs with eight rebounds and two assists in a career-most 37 minutes in a victory over Delaware State.
- Posted his first career back-to-back double-digit scoring games logging 11 points and four rebounds vs. New Hampshire.
- Posted his third straight double-digit scoring game with 14 points on 7-of-9 shooting in a win vs. Duquesne.
- Posted his most career points in a Big Ten game with nine on 4-of-8 shooting vs. Ohio State (1/26).

CAREER HIGHS

POINTS:	15
	vs. Ole Miss (12/4/11)
Rebounds:	8, 2X
	last vs. Delaware St. (12/15/12)
Assists:	2, 3X
	vs. Nebraska (1/19/13)
Blocks:	2, 2X
	last vs. Duquesne (12/29/12)
Minutes:	37
	vs. Delaware St. (12/15/12)
Steals:	4
	@ Purdue (1/13/13)
Field Goals:	7, 2X
	last vs. Duquesne (12/29/12)
Field goal Attempts:	9
	vs. Duquesne (12/29/12)
Field goal Percentage:	1.000 (7-7)
	vs. Ole Miss (12/4/11)
3-Pointers Made:	0
3-Point Attempts:	1
	vs. Akron (11/18/12)
3-Point Percentage:	N/A
Free Throws Made:	8
	vs. Delaware St. (12/15/12)
Free throw Attempts:	10
	vs. Delaware St. (12/15/12)
Free Throw Percentage:	.800 (8-10)
	vs. Delaware St. (12/15/12)

2012-13 GAME-BY-GAME

OPPONENT	DATE	GS	MIN	TOTAL		3-POINT		FREE THROWS		REBOUNDS		PF	A	TO	BLK	STL	PTS
				FG-FGA	PCT	FG-FGA	PCT	FT-FTA	PCT	O-D	TOTAL						
ST. FRANCIS	11/9	10	1-1	1.000	0-0	.000	0-0	.000	0-2	2	3	0	1	0	0	2	
vs. N.C. State	11/15	11	0-0	.000	0-0	.000	0-0	.000	0-3	3	2	0	1	0	0	0	
vs. Providence	11/16	28	2-2	1.000	0-0	.000	0-2	.000	2-2	4	5	0	2	0	0	4	
vs. Akron	11/18	9	0-2	.000	0-1	.000	0-0	.000	0-1	1	2	0	0	0	0	0	
BUCKNELL	11/23	25	3-4	.750	0-0	.000	0-3	.000	3-1	4	1	1	0	0	2	6	
BC	11/28	21	0-4	.000	0-0	.000	0-0	.000	2-1	3	2	0	1	2	0	0	
PENN	12/1	16	0-3	.000	0-0	.000	0-0	.000	0-0	0	1	0	1	0	0	0	
@ La Salle	12/5	26	3-4	.750	0-0	.000	2-3	.667	4-4	8	3	0	1	0	0	8	
ARMY	12/8	* 15	2-3	.667	0-0	.000	0-0	.000	2-1	3	4	1	0	0	0	4	
DELAWARE ST	12/15	* 37	3-4	.750	0-0	.000	8-10	.800	2-6	8	3	2	0	1	0	14	
UNH	12/23	* 21	4-7	.571	0-0	.000	3-4	.750	1-3	4	1	1	0	1	0	11	
DUQUESNE	12/29	* 25	7-9	.778	0-0	.000	0-1	.000	3-2	5	4	0	1	2	0	14	
@ Wisconsin	1/3	* 25	4-7	.571	0-0	.000	0-0	.000	0-0	0	5	0	0	0	0	8	
INDIANA	1/7	* 20	2-3	.667	0-0	.000	1-1	1.000	3-0	3	3	0	1	1	0	5	
NWESTERN	1/10	* 26	2-5	.400	0-0	.000	3-5	.600	3-2	5	3	0	3	0	0	7	
@ Purdue	1/13	* 25	1-6	.167	0-0	.000	3-4	.750	2-1	3	1	1	1	0	4	5	
MICHIGAN ST	1/6	* 23	1-5	.200	0-0	.000	2-2	1.000	0-1	1	4	0	1	0	1	4	
NEBRASKA	1/19	* 25	4-6	.667	0-0	.000	0-0	.000	2-3	5	5	2	1	0	1	8	
@ Indiana	1/23	* 19	1-5	.200	0-0	.000	2-2	1.000	1-1	2	5	0	1	0	1	4	
OHIO STATE	1/26	* 25	4-8	.500	0-0	.000	1-2	.500	0-3	3	3	1	1	1	0	9	

PERSONAL FILE

BIRTHDAY: July 30, 1989
FAMILY: Jasmenka (mother); Zoran (father); Brother: Dejan

CAREER STATISTICS

Season	gp-gs	min/avg	Total		3-Point		F-Throws		Rebounds				Scoring							
			fg-fga	pct	fg-fga	pct	ft-fta	pct	off	def	tot	avg	pf	fo	ast	to	blk	stl	pts	avg
2009-10	18-0	123/6.8	10-23	.435	0-0	.000	12-14	.857	5	15	20	1.1	15	0	4	2	0	1	32	1.8
2011-12	32-7	559/17.5	60-106	.566	0-1	.000	18-37	.486	44	56	100	3.1	56	1	4	28	5	10	138	4.3
2012-13	20-12	432/21.6	44-88	.500	0-1	.000	25-39	.641	30	37	67	3.4	60	4	9	17	9	9	113	5.7
TOTAL	70-19	1114/15.9	114-217	.525	0-2	.000	55-90	.611	79	108	187	2.7	131	5	17	47	14	20	283	4.0



#23 • TIM FRAZIER

Sr. • GUARD • 6-1 • 170
HOUSTON, TEXAS • STRAKE JESUIT
SUPPLY CHAIN & INFORMATION SYSTEMS

CAREER

DOUBLE-DOUBLES: 6	10+ ASSISTS: 3
20-POINT GAMES: 20	5+ ASSISTS: 34
30-POINT GAMES: 1	3+ STEALS: 14
DOUBLE-DIGITS: 43	40-MINUTES: 9



NOTABLE/CAREER HIGHLIGHTS

- Earned Dean's List honors after posting better than a 3.5 GPA in the 2012 fall semester.
- Wooden Award Preseason Top 50 Candidate
- 2012 Preseason All-Big Ten
- 2012 First-team All-Big Ten Selection
- 2ND the Big Ten in scoring (18.8), 1st in assists (6.2), 2nd in steals (2.4), led the Lions in scoring, rebounds, assists and steals in 2011-12.
- 14th in NCAA in assists in 2011-12.
- Set Penn State season assist mark with 198 in 2011-12.
- 17 20-point games (12 in conference play) ranked FIFTH among Big Six Conference players in 2011-12.
- ONLY PLAYER in NCAA Div. I to average at least 17 points and 6 assists per game in 2011-12.
- Led the nation accounting for 58% of his team's offense in 2011-12 (field goals and assists).
- 1,035 career points rank 24th all-time at Penn State.
- 459 career assists rank 6th all-time in Penn State history.
- 143 career steals rank 8th all-time at Penn State.
- Had played in every game the last three seasons prior to his injury on Nov. 18 vs. Akron
- 3.2 grade-point average in Supply Chain Management.

RECENT GAME HIGHLIGHTS

- Posted career highs with 17 free throws on 18 free throw attempts (.944) for a team-high 23 points and added six assists in season-opening win over St. Francis (11/9).
- Led Penn State with 23 points going 10-of-11 at the foul line and added five rebounds and three steals in a loss to No. 6 N.C. State in Puerto Rico
- Played all 45 minutes of an overtime win over Providence in the Puerto Rico Tip-Off leading Penn State with 19 points, nine rebounds, seven assists and four steals.
- Suffered a season-ending injury to his left achilles tendon at the 14:30 mark of the first of the Lions' third game of the Puerto Rico Tip-Off vs. Akron on Nov. 18 and did not return, breaking a string of 25-straight double-digit scoring games. Had led Penn State in scoring in 28 of the previous 35 games

CAREER HIGHS

POINTS:	30
	vs. Nebraska (1/12/12)
REBOUNDS:	11, 2X
	last vs. Cornell (12/21)
ASSISTS:	11
	vs. YSU (11/23/11)
STEALS:	6
	vs. Nebraska (1/12/12)
BLOCKS:	1, 13X
	last vs. Indiana (B1G) (3/8/12)
MINUTES:	45
	vs. Providence (11/16/12)
FIELD GOALS:	10, three times
	last @ Purdue (2/29/12)
FG ATTEMPTS:	24
	vs. Indiana (B1G) (3/8/12)
FG PERCENTAGE:	.778 (7-9)
	vs. Nebraska (2/11/12)
	.833 (5-6)
	vs. Temple (NCAA) (3/17/11)
3-POINTERS:	4, 2X
	last vs. Indiana (B1G) (3/8/12)
3PT ATTEMPTS:	6, 2X
	last vs. Indiana (B1G) (3/8/12)
3PT PERCENTAGE:	80.0 (4-5)
	vs. Robert Morris (11/16/09)
FREE THROWS:	17
	vs. St. Francis (11/9/12)
FT ATTEMPTS:	18
	vs. St. Francis (11/9/12)
FT PERCENTAGE:	1.000 (8-8)
	vs. Nebraska (2/11/12)
	.944 (17-18)
	vs. St. Francis (11/9/12)

2012-13 GAME-BY-GAME

OPPONENT	DATE	GS	MIN	TOTAL		3-POINT		FREE THROWS		REBOUNDS		PF	A	TO	BLK	STL	PTS
				FG-FGA	PCT	FG-FGA	PCT	FT-FTA	PCT	O-D	TOTAL						
ST. FRANCIS	11/9	*	39	3-9	.333	0-3	.000	17-18	.944	0-4	4	3	6	3	1	2	23
vs. N.C. State	11/15	*	40	6-20	.300	1-5	.200	10-11	.909	3-2	5	1	2	4	0	3	23
vs. Providence	11/16	*	45	6-13	.461	1-3	.333	6-10	.600	6-3	9	3	7	4	0	4	19
vs. Akron	11/18	*	6	0-0	.000	0-0	.000	0-0	.000	0-0	0	1	0	1	0	0	6

PERSONAL FILE

BIRTHDAY:	Nov. 1, 1990
FAMILY:	Janice (mother), Billy (father), William (brother), Krystal (sister)

CAREER STATISTICS

Season	gp-gs	min/avg	Total		3-Point		F-Throws		Rebounds				Scoring							
			fg-fga	pct	fg-fga	pct	ft-fta	pct	off	def	tot	avg	pf	fo	ast	to	blk	stl	pts	avg
2009-10	31-10	570/18.4	51-132	.386	9-24	.375	43-64	.672	11	61	72	2.3	64	0	73	52	2	23	154	5.0
2010-11	34-33	1048/30.8	71-165	.430	11-32	.344	61-81	.753	21	111	132	3.9	89	1	173	82	4	35	214	6.3
2011-12	32-32	1188/37.1	208-497	.419	27-86	.314	159-201	.791	44	106	150	4.7	94	1	198	117	7	76	602	18.8
2012-13	4-4	130/32.5	15-42	.357	2-11	.182	33-39	.846	9	9	18	4.5	8	0	15	12	1	9	65	16.3
TOTAL	101-79	2936/29.1	345-836	.413	49-153	.320	296-385	.769	85	287	372	3.7	255	2	459	263	14	143	1035	10.2



#25 • JON GRAHAM

R-SO. • FORWARD • 6-8 • 225
BALTIMORE, MD. • CALVERT HALL
RECREATION, PARKS & TOURISM MANAGEMENT



NOTABLE/CAREER HIGHLIGHTS

- The son of Maryland (1978-81) great and former Philadelphia 76er (1981 3rd round draft pick) Ernest Graham, who ranks among the top 15 all-time in scoring (1,6017) and assists (346) in Terrapin history and still holds Maryland's single game scoring mark with 44 vs. N.C. State in 1978.
- Calvert Hall's second all-time leading scorer with 1,670 points
- Added 30 pounds of muscle during his redshirt season and

subsequently shed 15 pounds prior to the 2012-13 season go from 240 to 225 playing weight.

■ --
■ --
■ --
■ --
■ --

2012-13 SEASON HIGHLIGHTS

- Tied a career high with 10 rebounds in a loss to No. 6 N.C. State in the Puerto Rico Tip-Off.
- His defense helped hold Bucknell leading scorer Mike Muscala (17.7) to 10 points on 2-of-4 shooting in a victory over the Bison.
- Tied a career high with three blocks vs. Penn while helping to hold Quaker leading scorer Fran Dougherty (18.6) to seven points on 3-of-8 shooting in a 58-47 win.
- Grabbed six boards and blocked two shots in 13 minutes vs. Ohio State (1/26), marking his most rebounds since the second game of the season.

CAREER HIGHS

POINTS:	10, 2X
	last vs. Northwestern (2/25/12)
REBOUNDS:	10, 2X
	vs. N.C. State (11/15/12)
ASSISTS:	1, 7X
	Last, vs. Indiana (1/23/13)
STEALS:	2, 2X
	Last, vs. Wisconsin (1/31/12)
BLOCKS:	3, 2X
	vs. Penn (12/1/12)
MINUTES:	35
	@ Wisconsin (2/19/12)
FIELD GOALS:	5
	vs. Northwestern (2/25/12)
FG ATTEMPTS:	9
	@ Wisconsin (2/19/12)
FG PERCENTAGE:	.833 (5-6)
	vs. Northwestern (2/25/12)
3-POINTERS:	-
	-
3PT ATTEMPTS:	-
	-
3PT PERCENTAGE:	-
	-
FREE THROWS:	4
	vs. Iowa (2/16/12)
FT ATTEMPTS:	4, 2X
	last vs. Iowa (2/16/12)
FT PERCENTAGE:	1.000 (4-4)
	vs. Iowa (2/16/12)

2012-13 GAME-BY-GAME

OPPONENT	DATE	GS	MIN	TOTAL		3-POINT		FREE THROWS		REBOUNDS		PF	A	TO	BLK	STL	PTS
				FG-FGA	PCT	FG-FGA	PCT	FT-FTA	PCT	O-D	TOTAL						
ST. FRANCIS	11/9	*	22	1-3	.333	0-0	.000	0-0	.000	1-2	3	4	0	2	2	0	2
vs. N.C. State	11/15	*	22	1-5	.200	0-0	.000	2-2	1.000	6-4	10	3	1	0	0	0	4
vs. Providence	11/16	*	13	0-0	.000	0-0	.000	0-0	.000	2-1	3	3	0	1	2	1	0
vs. Akron	11/18	*	20	2-3	.666	0-0	.000	1-1	1.000	1-1	2	1	0	1	0	0	5
BUCKNELL	11/23	*	24	0-3	.000	0-0	.000	0-0	.000	2-3	5	3	0	0	2	1	0
BC	11/28	*	23	1-6	.167	0-0	.000	1-2	.500	3-0	3	4	0	1	2	0	3
PENN	12/1	*	22	2-4	.500	0-0	.000	0-2	.000	1-3	4	2	0	0	3	0	4
@ La Salle	12/5	*	11	0-1	.000	0-0	.000	0-0	.000	0-2	2	3	1	0	0	0	0
ARMY	12/8		13	1-2	.500	0-0	.000	0-0	.000	0-3	3	4	0	0	0	0	2
DELAWARE ST	12/15		8	0-0	.000	0-0	.000	0-0	.000	0-2	2	0	0	1	0	0	0
UNH	12/23		17	2-2	1.000	0-0	.000	3-4	.750	2-1	3	2	0	1	0	0	7
DUQUESNE	12/29		15	1-4	.250	0-0	.000	2-2	1.000	2-3	5	2	1	1	1	0	4
@ Wisconsin	1/3		15	1-4	.250	0-0	.000	0-0	.000	1-1	2	2	0	1	0	0	2
INDIANA	1/7		18	0-4	.000	0-0	.000	2-2	1.000	2-1	3	5	0	1	2	1	2
NWESTERN	1/10		10	1-2	.500	0-0	.000	0-0	.000	0-2	2	1	0	0	1	0	2
@ Purdue	1/13		3	0-0	.000	0-0	.000	0-0	.000	0-0	0	1	0	0	1	0	0
MICHIGAN ST	1/16		9	1-2	.500	0-0	.000	0-0	.000	3-0	3	3	0	0	0	0	2
NEBRASKA	1/19		7	0-1	.000	0-0	.000	1-2	.500	0-1	1	1	0	0	0	0	1
@ Indiana	1/23		18	2-3	.667	0-0	.000	1-2	.500	0-1	1	3	1	0	2	0	5
OHIO STATE	1/26		13	0-1	.000	0-0	.000	0-0	.000	1-5	6	1	0	0	2	0	0

PERSONAL FILE

BIRTHDAY:	Oct. 15, 1991
FAMILY:	Karen (mother), Ernest (father); Brother: Ernest, Jr.

CAREER STATISTICS

Season	gp-gs	min/avg	Total		3-Point		F-Throws		Rebounds				Scoring							
			fg-fga	pct	fg-fga	pct	ft-fta	pct	off	def	tot	avg	pf	fo	ast	to	blk	stl	pts	avg
2011-12	26-17	460/17.7	44-97	.454	0-0	.000	13-33	.394	44	51	95	3.7	63	1	6	29	19	10	101	3.9
2012-13	20-8	303/15.2	16-50	.320	0-0	.000	13-19	.684	27	36	63	3.2	48	1	4	10	20	3	45	2.3
TOTAL	46-25	763/16.6	60-147	.408	0-0	.000	26-52	.500	71	87	158	3.4	111	2	10	39	39	13	146	3.2



#43 • ROSS TRAVIS

So. • FORWARD • 6-6 • 225
CHASKA, MINN. • CHASKA HS

CAREER HIGHS

POINTS:	15
	vs. Michigan (3/4/12)
REBOUNDS:	13
	vs. BC (11/28/12)
ASSISTS:	3
	vs. Lafayette (12/7/11)
STEALS:	3
	vs. YSU (11/23/11)
BLOCKS:	3
	vs. Indiana (BTT) (3/8/12)
MINUTES:	40
	@ La Salle (12/5/12)
FIELD GOALS:	6, 2X
	vs. Indiana (1/7/13)
FG ATTEMPTS:	17
	vs. Indiana (1/7/13)
FG PERCENTAGE:	1.000 (5-5), 2X
	last vs. Michigan (3/4/12)
3-POINTERS:	2, 2X
	vs. Indiana (1/7/13)
3PT ATTEMPTS:	5, 3X
	vs. Indiana (1/7/13)
3PT PERCENTAGE:	1.000 (1-1)
	vs. Lafayette (12/7/11)
FREE THROWS:	9
	vs. Akron (11/18/12)
FT ATTEMPTS:	11
	vs. Akron (11/18/12)
FT PERCENTAGE:	.818 (9-11)
	vs. Akron (11/18/12)

PERSONAL FILE

BIRTHDAY:	Jan. 9, 1993
FAMILY:	Debbie (mother), John (father), Sister: Brittany

NOTABLE/CAREER HIGHLIGHTS

- Team's leading rebounder, SECOND THE BIG TEN with 7.7 rebounds per game.
- Earned team's "Scrappiest Player" Award as a freshmen and nicknamed "junkyard dog" by coach Patrick Chambers.
- Career-high 15 points vs. Michigan in the final game of the regular season
- Averaged 8.3 ppg and 5.7 rpg over final three regular season

games of 2011-12 while shooting 70%.

■ Started 16 games as a true-freshman.

■ Added 25 pounds of muscle since arriving on campus.

■ Tabbed as the top prospect in Minnesota for the class of 2011

2012-13 SEASON HIGHLIGHTS

- Equaled a career high with nine rebounds and added 10 points in a season-opening win over St. Francis (11/9/12).
- Posted a career-best 10 rebounds to go with 11 points on a career-best 9-of-11 at the foul line for his FIRST CAREER DOUBLE-DOUBLE in a loss to Akron in the Puerto Rico Tip-Off.
- Led Penn State with eight rebounds and added nine points in a win over Bucknell.
- Grabbed a CAREER HIGH 13 rebounds in 38 minutes of action in a loss to Boston College.
- Led Penn State in rebounding for the fifth straight game and posted his most efficient offensive game of the year with career highs of six field goals on 11 attempts (.545) for 12 points.
- Recorded his second career double-double with 14 points and 10 rebounds in a win vs. Army. Hit his first three shots to score seven of the

Lions first nine points.

■ Pulled down 11 rebounds at Wisconsin.

■ Led Penn State in scoring for the first time in his career logging 14 points on a career-most 17 field goal attempts and a career best equaling two threes in a loss to Indiana (1/7).

2012-13 GAME-BY-GAME

OPPONENT	DATE	GS	MIN	TOTAL		3-POINT		FREE THROWS		REBOUNDS		PF	A	TO	BLK	STL	PTS
				FG-FGA	PCT	FG-FGA	PCT	FT-FTA	PCT	O-D	TOTAL						
ST. FRANCIS	11/9	*	33	4-9	.444	0-3	.000	2-4	.500	5-4	9	4	0	3	0	0	10
vs. N.C. State	11/15	*	29	1-8	.125	0-2	.000	0-0	.000	0-2	2	3	0	1	0	0	2
vs. Providence	11/16	*	36	3-8	.375	0-1	.000	0-2	.000	2-2	4	1	0	1	0	2	6
vs. Akron	11/18	*	36	1-10	.100	0-2	.000	9-11	.818	7-3	10	4	0	3	0	1	11
BUCKNELL	11/23	*	35	3-5	.600	1-2	.500	2-2	1.000	3-5	8	3	1	0	0	1	9
BC	11/28	*	38	2-9	.222	0-3	.000	1-2	.500	3-10	13	1	0	0	1	1	5
PENN	12/1	*	24	2-6	.333	0-1	.000	3-4	.750	4-4	8	4	0	2	0	0	7
@ La Salle	12/5	*	40	6-11	.545	0-0	.000	0-1	.000	2-7	9	2	0	2	0	0	12
ARMY	12/8	*	38	5-11	.455	1-5	.200	3-7	.429	1-9	10	1	2	3	2	1	14
DELAWARE ST	12/15	*	20	2-4	.500	0-1	.000	2-2	1.000	0-3	3	5	0	1	0	0	6
UNH	12/23		21	2-5	.400	0-1	.000	0-0	.000	1-5	6	2	2	1	0	0	4
DUQUESNE	12/29	*	27	2-5	.400	0-0	.000	1-2	.500	2-5	7	3	1	3	0	0	5
@ Wisconsin	1/3	*	31	1-3	.333	0-0	.000	0-0	.000	3-8	11	2	0	2	1	0	2
INDIANA	1/7	*	39	6-17	.353	2-5	.400	0-1	.000	2-3	5	2	0	3	0	0	14
NWESTERN	1/10	*	28	2-7	.286	0-1	.000	0-0	.000	1-8	9	2	0	2	1	0	4
@ Purdue	1/13	*	34	2-7	.286	0-0	.000	1-2	.500	3-5	8	2	0	3	0	1	5
MICHIGAN ST	1/16	*	26	1-2	.500	0-0	.000	0-0	.000	0-3	3	1	0	1	0	1	2
NEBRASKA	1/19	*	29	4-9	.444	0-2	.000	0-2	.000	4-1	5	2	1	1	0	0	8
@ Indiana	1/23		26	2-5	.400	1-4	.250	4-4	1.000	2-3	5	1	1	1	2	0	9
OHIO STATE	1/26	*	22	0-3	.000	0-0	.000	0-0	.000	0-1	1	5	1	0	1	0	0

CAREER STATISTICS

Season	gp-gs	min/avg	Total		3-Point		F-Throws			Rebounds				Scoring						
			fg-fga	pct	fg-fga	pct	ft-fa	pct	off	def	tot	avg	pf	fo	ast	to	blk	stl	pts	avg
2011-12	32-16	574/17.9	57-127	.449	4-24	.167	24-50	.480	57	78	135	4.2	69	3	13	24	8	16	142	4.4
2012-13	19-17	590/31.1	51-141	.362	5-33	.152	28-46	.609	45	90	135	7.1	45	1	8	33	7	8	135	7.1
TOTAL	51-33	1164/22.8	108-268	.403	9-57	.158	52-96	.542	102	168	270	5.3	114	4	21	57	15	24	277	5.4



PENN STATE 65 SAINT FRANCIS 58

Nov. 9, 2012 @ University Park, Pa.

PENN STATE LEADERS

Scoring Leader: Frazier (23)
Rebounding Leader: Travis (9)
Assist Leader: Frazier (6)

Penn State overcame a tough shooting night with a tremendous 28-of-32 (.875) effort at the foul line and a 38-22 rebound advantage to post its eighth-straight season opening win. Tim Frazier led the Lions with 23 points and six assists while posting a career-best 17-of-18 effort at the charity stripe. D.J. Newbill, in his first action at Penn State, posted 16 points and seven rebounds and a career-best 9-of-10 at the foul line. Ross Travis added 10 points and a career-best tying nine boards. The Lions shot 29 percent in the first half and 36 percent for the game, including a 3-of-24 (.125) effort from three, but outscored St. Francis 28-9 at the foul line to overcome 17 turnovers. Penn State led by 10 in the first half, but saw that trimmed to 26-20 at the half. SFU hit three straight threes to take a one-point lead in the second half behind 19 points from Ollie Jackson. Frazier scored 16 second half points to take control for PSU.

Saint Francis 58 • 0-1

#	Player	Total			3-Ptr			Rebounds			PF	TP	A	TO	Blk	Stl	Min
		FG	FGA	FT	FTA	Off	Def	Off	Def	Off							
15	BROWN, Earl	f	1-2	0-0	0-0	0	3	3	4	6	1	0	0	0	0	13	
40	DRINNON, Ronnie	f	2-3	0-0	2-2	2	3	5	4	6	0	1	0	0	0	30	
01	SHANNON, Umar	g	2-12	1-4	4-4	0	5	5	0	9	4	3	1	0	0	36	
2	BROWN, Greg	g	0-1	0-1	0-0	0	0	0	2	0	1	0	0	0	0	20	
22	JACKSON, Ollie	g	6-10	4-8	3-6	0	3	3	2	19	0	1	0	0	0	33	
05	WHYATT, Stephen	g	4-8	0-2	0-1	2	1	1	4	8	3	4	0	0	0	23	
14	MAJOR, Dominique	g	1-3	1-3	0-0	0	0	0	0	3	0	0	0	0	0	6	
21	RITTER, Kam	g	4-4	1-1	0-1	0	2	2	5	9	0	0	0	0	0	24	
30	PETERS, Tony	g	0-0	0-0	0-0	0	0	0	2	0	0	1	0	0	0	5	
32	ERVIN, Anthony	g	0-0	0-0	0-0	0	0	0	0	0	0	0	0	0	0	5	
34	STANLEY, Storm	g	1-2	0-0	0-0	0	0	0	0	2	0	0	0	0	0	5	
Team						0	0	3	3								
Totals			21-45	7-19	9-14	2	20	22	23	58	8	16	1	4	0	200	

FG % 1st Half: 7-21 33.3% 2nd half: 14-24 58.3% Game: 21-45 46.7%
3FG % 1st Half: 3-10 30.0% 2nd half: 4-9 44.4% Game: 7-19 36.8%
FT % 1st Half: 3-4 75.0% 2nd half: 6-10 60.0% Game: 9-14 64.3%

Penn State 65 • 1-0

#	Player	Total			3-Ptr			Rebounds			PF	TP	A	TO	Blk	Stl	Min
		FG	FGA	FT	FTA	Off	Def	Off	Def	Off							
25	Graham, Jon	f	1-3	0-0	0-0	1	2	3	4	2	0	2	2	0	0	22	
43	Travis, Ross	f	4-9	0-3	2-4	5	4	9	4	10	0	3	0	0	0	33	
02	Newbill, D.J.	g	3-10	1-7	9-10	2	5	7	2	16	1	4	0	1	0	36	
11	Marshall, Jermaine	g	4-8	1-5	0-0	1	5	4	9	1	3	0	2	0	0	39	
23	Frazier, Tim	g	3-9	0-3	17-18	0	4	4	3	23	6	3	1	2	0	39	
10	Taylor, Brandon	g	0-2	0-1	0-0	1	1	2	1	0	0	0	0	0	0	5	
14	Montminy, Kevin	g	0-0	0-0	0-0	0	0	0	0	0	0	0	0	0	0	0	
20	Colella, Nick	g	1-5	1-5	0-0	2	1	3	2	3	0	1	0	0	0	11	
21	Borovnjak, Sasa	g	1-1	0-0	0-0	0	2	2	3	2	0	1	0	0	0	10	
Team						1	1	2	2								
Totals			17-47	3-24	28-32	13	25	38	23	65	8	17	3	6	0	200	

FG % 1st Half: 7-24 29.2% 2nd half: 10-23 43.5% Game: 17-47 36.2%
3FG % 1st Half: 1-12 8.3% 2nd half: 2-12 16.7% Game: 3-24 12.5%
FT % 1st Half: 11-12 91.7% 2nd half: 17-20 85.0% Game: 28-32 87.5%

Officials: Mike Kitts, Ray Perone, Bill Ek
Technical fouls: Saint Francis-None, Penn State-None.
Attendance: 7329
Flagrant 1 foul on SFU #15 at 17:47 of first half.

Score by periods	1st	2nd	Total
Saint Francis	20	38	58
Penn State	26	39	65

	In	Off	2nd	Fast	Bench
Points	Paint	T/O	Chance	Break	
Saint Francis	24	9	0	8	2
Penn State	20	15	10	4	5

No. 6 N.C. STATE 72 PENN STATE 55

Nov. 15, 2012 @ Bayamon, Puerto Rico

PENN STATE LEADERS

Scoring Leader: Frazier (23)
Rebounding Leader: Graham (10)
Assist Leader: Frazier (2)

Penn State could not find its shooting touch in the first game of the Puerto Rico Tip-Off starting 2-of-10 and going on to shoot 31.7 percent from the floor and 3-of-19 (15.8%) in a 72-55 loss to No. 6 N.C. State. Tim Frazier led the way with 23 points on 10-of-11 at the foul line and 6-of-20 from the floor. D.J. Newbill added 13 points, Jermaine Marshall 11 points and eight boards and Jon Graham a career-best equaling 10 rebounds. N.C. State was paced by 22 points and eight boards from freshman T.J. Warren off the bench as the Wolfpack hit 8-of-16 from three and shot 50 percent for the game. PSU kept it close in the first half trailing by just six after a Marshall three with 4:33 left in the half before going to the locker room down 35-26. N.C. State used a 10-0 run early in the second to open up a 47-30 lead as the Lions had one field goal in the first five minutes of the half. N.C. State led by as many as 25 before PSU closed within 14 late.

North Carolina State 72 • 2-0

#	Player	Total			3-Ptr			Rebounds			PF	TP	A	TO	Blk	Stl	Min
		FG	FGA	FT	FTA	Off	Def	Off	Def	Off							
01	Howell, Richard	f	4-6	0-0	1-2	1	4	5	2	9	0	2	0	1	1	19	
05	Leslie, C.J.	f	5-8	0-0	4-6	2	2	4	1	14	2	1	0	1	0	28	
15	Wood, Scott	f	3-6	2-4	0-0	0	5	5	2	8	0	1	0	0	0	36	
00	Purvis, Rodney	g	4-7	3-3	1-3	0	1	1	1	12	3	3	0	0	0	32	
02	Brown, Lorenzo	g	1-10	0-3	5-6	0	4	4	3	7	4	2	0	0	0	36	
12	Lewis, Tyler	g	0-2	0-1	0-0	0	0	0	0	2	3	0	2	0	0	10	
13	De Thaeys, Thomas	g	0-1	0-1	0-0	0	1	1	0	1	0	0	0	0	0	3	
14	Vandenbergh, Jordan	g	0-0	0-0	0-0	0	2	2	0	2	0	0	0	0	0	4	
24	Warren, T.J.	g	9-12	3-4	1-1	2	6	8	3	22	1	1	0	1	0	32	
Team						1	2	3	1								
Totals			26-52	8-16	12-18	7	29	36	16	72	12	14	1	8	0	200	

FG % 1st Half: 12-27 44.4% 2nd half: 14-25 56.0% Game: 26-52 50.0%
3FG % 1st Half: 4-7 57.1% 2nd half: 4-9 44.4% Game: 8-16 50.0%
FT % 1st Half: 7-10 70.0% 2nd half: 5-8 62.5% Game: 12-18 66.7%

Penn State 55 • 1-1

#	Player	Total			3-Ptr			Rebounds			PF	TP	A	TO	Blk	Stl	Min
		FG	FGA	FT	FTA	Off	Def	Off	Def	Off							
25	Graham, Jon	f	1-5	0-0	2-2	6	4	10	3	4	1	0	0	0	0	22	
43	Travis, Ross	f	1-8	0-2	0-0	0	2	2	3	2	0	1	0	0	0	29	
02	Newbill, D.J.	g	6-12	1-3	0-0	2	1	3	3	13	1	5	0	2	0	36	
11	Marshall, Jermaine	g	4-12	1-7	2-3	1	7	8	1	11	0	2	1	2	0	34	
23	Frazier, Tim	g	6-20	1-5	10-11	3	2	5	1	23	2	4	0	3	0	40	
05	Jack, Donovan	g	0-0	0-0	0-0	0	1	1	0	0	1	0	0	0	0	6	
10	Taylor, Brandon	g	1-3	0-2	0-0	1	1	2	4	2	0	0	0	0	0	11	
20	Colella, Nick	g	0-0	0-0	0-0	0	0	0	0	0	0	0	0	0	0	11	
21	Borovnjak, Sasa	g	0-0	0-0	0-0	0	3	3	2	0	0	1	0	0	0	11	
Team						0	0	0	0								
Totals			19-60	3-19	14-17	14	22	36	18	55	4	13	1	8	0	200	

FG % 1st Half: 9-27 33.3% 2nd half: 10-33 30.3% Game: 19-60 31.7%
3FG % 1st Half: 2-9 22.2% 2nd half: 1-10 10.0% Game: 3-19 15.8%
FT % 1st Half: 6-7 85.7% 2nd half: 8-10 80.0% Game: 14-17 82.4%

Officials: Rick Crawford, John Hughes, Bret Smith
Technical fouls: North Carolina State-None, Penn State-None.
Attendance:

Score by periods	1st	2nd	Total
North Carolina State	35	37	72
Penn State	26	29	55

Last FG - NCST 2nd-00:30, PENN 2nd-01:45.
Largest lead - NCST by 25, 2nd-00:15, PENN by 11, 1st-18:47
Score tied - 1 time.
Lead changed - 9 times.

PENN STATE 55 PROVIDENCE 52 OT

Nov. 16, 2012 @ Bayamon, Puerto Rico

PENN STATE LEADERS

Scoring Leader: Frazier (19)
Rebounding Leader: Frazier (9)
Assist Leader: Frazier (7)

Despite struggling shooting and trailing for most of the game, Penn State found a way to win behind team highs of 19 points, nine rebounds, seven assists and four steals from Tim Frazier and late clutch shooting from Jermaine Marshall (13) for its first overtime victory under coach Patrick Chambers. Both teams struggled in the first half that saw Providence leading 16-14 at the break with the teams a combined 11-of-42 from the floor. Penn State warmed up to shoot 42 percent in the second half and 4-of-6 in overtime and grabbed 11 steals while forcing 21 Friar turnovers using a 1-2-2 press in the second half. Trailing by 10, 30-20, with 12:28 to play, Frazier scored 13 of the Lions' 20 points, and nine straight at one point, in a 20-7 run that saw Penn State take a 40-37 lead with 2:23 left. A Marshall three gave PSU a 43-41 lead, but two Kadeem Batts free throws sent it to overtime. A D.J. Newbill jumper and another Marshall three gave PSU the lead for good in overtime.

Penn State 55 • 2-1

#	Player	Total			3-Ptr			Rebounds			PF	TP	A	TO	Blk	Stl	Min
		FG	FGA	FT	FTA	Off	Def	Off	Def	Off							
25	Graham, Jon	f	0-0	0-0	0-0	2	1	3	3	0	1	2	1	1	0	13	
43	Travis, Ross	f	3-8	0-1	0-2	2	2	4	1	6	0	1	0	2	0	36	
02	Newbill, D.J.	g	3-5	0-1	3-3	2	4	6	3	9	3	4	0	0	0	35	
11	Marshall, Jermaine	g	4-18	3-12	2-2	0	5	5	4	13	0	3	0	3	0	34	
23	Frazier, Tim	g	6-13	1-3	6-10	6	3	9	3	19	7	4	0	4	0	45	
10	Taylor, Brandon	g	2-3	0-0	0-0	0	1	2	2	4	0	1	1	0	0	18	
20	Colella, Nick	g	0-4	0-4	0-0	0	0	0	0	0	0	0	0	0	0	16	
21	Borovnjak, Sasa	g	2-2	0-0	0-2	2	2	4	5	4	0	2	0	0	0	28	
Team						1	1	2	2								
Totals			20-53	4-21	11-19	16	19	35	21	55	10	1					

**PENN STATE 60
BUCKNELL 57**

Nov. 23, 2012 @ University Park, Pa.

PENN STATE LEADERS
Scoring Leader: Marshall (17)
Rebounding Leader: Travis (8)
Assist Leader: Newbill (7)

Penn State hit 14 of its first 18 shots in the second half and finished the half shooting 65% from the floor and 5-of-6 from three to overcome a 22-16 halftime deficit and down previously unbeaten Bucknell for the 11th straight time. Jermaine Marshall led the way with 17 points and four steals while freshman Brandon Taylor had 16 points on a team-best 4-of-8 from three, including two straight to spark the offense at the start of the second half. PSU struggled through 16% shooting for just 16 first half points, but stayed close by limiting Bucknell leading scorer Mike Muscala (17 ppg) who finished the game with 10 points on just four field goal attempts. Trailing 29-24 with 15:59 to play, PSU used a 13-7 run to seize its first lead of the game, 37-36, on a Marshall banked in three-pointer with 10:57 to play. Bucknell tied the game at 39, but PSU used a 9-2 run capped by Ross Travis' first three of the year to take a 48-41 lead and were in control the rest of the way.

BUCKNELL 57 • 5-1

#	Player	Total		3-Ptr		Rebounds			PF	TP	A	TO	Blk	Stl	Min
		FG	FGA	FGA	FTA	Off	Def	Tot							
15	Willman, Joe	f	2-7	0-0	0-0	1	5	6	4	4	0	1	0	0	29
31	Muscala, Mike	f	2-4	0-1	6-8	1	11	12	4	10	2	3	5	1	37
11	Hill, Ryan	g	1-4	0-1	0-0	0	1	1	1	1	1	0	0	0	20
21	Johnson, Bryson	g	3-8	3-8	9-11	0	2	2	0	18	1	3	0	1	35
42	Ayers, Cameron	g	5-11	2-6	2-2	1	3	4	3	14	1	1	0	0	34
03	Kaspar, Steven	g	2-4	0-0	2-2	0	1	1	2	6	2	3	0	1	19
10	Fitzpatrick, Brian	g	0-0	0-0	1-2	0	1	1	1	1	0	1	0	0	4
32	Frazier, Ryan	g	0-2	0-2	0-0	0	1	1	2	0	0	1	0	0	12
20	Hoffman, Dom	g	1-1	0-0	0-0	0	3	2	2	0	0	0	0	0	10
Team						0	0	0							
Totals			16-41	5-18	20-25	3	28	31	19	57	7	13	5	3	200

FG % 1st Half: 5-14 35.7% 2nd half: 11-27 40.7% Game: 16-41 39.0%
3FG % 1st Half: 2-7 28.6% 2nd half: 3-11 27.3% Game: 5-18 27.8%
FT % 1st Half: 10-13 76.9% 2nd half: 10-12 83.3% Game: 20-25 80.0%

Penn State 60 • 3-2

#	Player	Total		3-Ptr		Rebounds			PF	TP	A	TO	Blk	Stl	Min
		FG	FGA	FGA	FTA	Off	Def	Tot							
10	Taylor, Brandon	f	6-11	4-8	0-0	0	3	3	4	16	0	1	0	0	20
25	Graham, Jon	f	0-3	0-0	0-0	2	3	5	3	0	0	0	2	1	24
43	Travis, Ross	f	3-5	1-2	2-2	3	5	8	3	9	1	0	0	1	35
02	Newbill, D.J.	g	5-18	0-2	0-4	2	5	7	1	10	7	4	1	0	37
11	Marshall, Jermaine	g	4-11	2-3	7-11	0	5	5	3	17	0	2	0	4	33
20	Colella, Nick	g	0-4	0-4	0-0	1	0	1	2	0	0	0	0	0	17
21	Borovnjak, Sasa	g	3-4	0-0	0-3	3	1	4	1	6	1	0	0	2	25
32	Ackerman, Pat	g	1-1	0-0	0-0	0	0	0	2	0	0	0	0	0	9
Team						3	2	5							
Totals			22-57	7-19	9-20	14	24	38	19	60	9	8	3	8	200

FG % 1st Half: 5-31 16.1% 2nd half: 17-26 65.4% Game: 22-57 38.6%
3FG % 1st Half: 2-13 15.4% 2nd half: 5-6 83.3% Game: 7-19 36.8%
FT % 1st Half: 1-10 10.0% 2nd half: 5-10 50.0% Game: 9-20 45.0%

Officials: Larry Scrotto, DJ Carstensen, Jim Bruno
Technical fouls: BUCKNELL-None. Penn State-None.
Attendance: 7713

Score by periods	1st	2nd	Total
BUCKNELL	22	35	57
Penn State	16	44	60

Last FG - BUCKNELL 2nd-00-09, PSU 2nd-00-35.
Largest lead - BUCKNELL by 9 1st-13:34, PSU by 7 2nd-06:26.

Points	In	Off	2nd	Fast	Bench
BUCKNE	Paint	T/O	Chance	Break	
PSU	20	5	2	8	

Score tied - 3 times.
Lead changed - 1 time.

**BOSTON COLLEGE 73
PENN STATE 61**

Nov. 28, 2012 @ University Park, Pa.

PENN STATE LEADERS
Scoring Leader: Marshall (25)
Rebounding Leader: Travis (13)
Assist Leader: Newbill (3)

Trailing 59-39 with 5:22 to play, the Lions reeled off 14 straight points in just over a minute and strung together an 18-1 run that sliced the lead to 60-57 with 3:08 to play, but would get no closer falling to Boston College, 73-61. Jermaine Marshall led PSU with 25 points, including 21 in the second half and 11 in the 18-1 run, and D.J. Newbill added 22 points playing 36 minutes at point guard, but the Lions couldn't overcome 10 first half turnovers and a 27-17 B.C. scoring advantage at the foul line. Freshman Brandon Taylor was saddled with foul trouble all night and posted just three points after a 16-point outing the game before. The Lions trailed 31-24 at the half and suffered through a more than 10-minute drought without a field goal as B.C. used a 23-8 run at the beginning of the second half to build a 20-point lead. The Lions shot 35 percent from the floor and 6-of-20 from three while B.C. hit 42 percent and 8-of-18 from the arc led by 22 points from Olivier Hanlan who went 15-of-19 at the foul line.

Boston College 73 • 3-4

#	Player	Total		3-Ptr		Rebounds			PF	TP	A	TO	Blk	Stl	Min
		FG	FGA	FGA	FTA	Off	Def	Tot							
12	Anderson, Ryan	f	3-8	0-0	0-1	1	8	9	2	6	1	2	1	2	38
24	Clifford, Dennis	c	2-3	0-0	1-1	2	0	2	1	5	0	2	0	0	8
21	Havran, Olivier	g	3-9	1-3	15-19	2	3	5	3	22	4	1	0	1	34
25	Rahon, Joe	g	4-7	3-5	3-4	0	4	4	14	2	4	0	0	0	27
33	Heckmann, Patrick	g	1-4	1-2	3-4	1	5	6	1	6	3	1	2	3	35
04	Odier, Eddie	g	1-1	0-0	1-2	0	2	2	2	11	1	0	0	0	10
05	Caudill, KC	g	0-0	0-0	0-0	0	0	0	1	0	0	0	0	0	0+
15	Van Nest, Andrew	g	3-7	1-3	2-3	1	3	4	4	9	1	0	0	0	23
20	Jackson, Lonnie	g	3-6	2-5	2-2	0	1	1	4	10	1	1	0	0	23
31	Bylbin, Danny	g	0-0	0-0	0-0	0	1	1	0	0	0	0	0	0	2
Team						0	4	4							
Totals			19-45	8-18	27-36	8	30	38	22	73	13	12	3	8	200

FG % 1st Half: 9-24 37.5% 2nd half: 10-21 47.6% Game: 19-45 42.2%
3FG % 1st Half: 3-10 30.0% 2nd half: 3-10 30.0% Game: 8-18 44.4%
FT % 1st Half: 10-13 76.9% 2nd half: 17-23 73.9% Game: 27-36 75.0%

Penn State 61 • 3-3

#	Player	Total		3-Ptr		Rebounds			PF	TP	A	TO	Blk	Stl	Min
		FG	FGA	FGA	FTA	Off	Def	Tot							
10	Taylor, Brandon	f	1-2	0-1	1-2	0	2	2	5	3	0	1	0	1	23
25	Graham, Jon	f	1-2	0-0	0-0	2	3	3	4	3	0	1	0	0	1
43	Travis, Ross	f	2-9	0-3	1-2	3	10	13	1	5	0	0	1	1	38
02	Newbill, D.J.	g	6-13	2-3	8-11	0	5	5	22	3	6	0	1	1	36
11	Marshall, Jermaine	g	8-13	3-7	6-8	0	2	4	25	2	4	0	1	1	28
01	Maduegunbam, Akosa	g	0-1	0-1	0-0	0	0	0	0	0	0	0	0	0	1
05	Jack, Donovan	g	0-0	0-0	0-0	0	0	0	1	0	0	0	0	0	2
20	Colella, Nick	g	1-5	1-5	0-0	0	4	4	3	1	0	0	0	2	28
21	Borovnjak, Sasa	g	4-4	0-0	0-0	0	1	1	2	0	1	0	2	0	21
Team						0	1	1							
Totals			19-53	6-20	17-25	9	24	33	26	61	6	13	5	6	200

FG % 1st Half: 9-23 39.1% 2nd half: 10-30 33.3% Game: 19-53 35.8%
3FG % 1st Half: 3-10 30.0% 2nd half: 3-10 30.0% Game: 6-20 30.0%
FT % 1st Half: 3-5 60.0% 2nd half: 14-20 70.0% Game: 17-25 68.0%

Officials: Mike Sanzere, Ray Perone, Larry Scrotto
Technical fouls: Boston College-None. Penn State-None.
Attendance: 6889
Flagrant-1 on BC #4 at 4:52 First Half
Flagrant-1 on PSU #20 at 0:46.6 Second Half

Score by periods	1st	2nd	Total
Boston College	31	42	73
Penn State	24	37	61

Last FG - BC 2nd-01:52, PSU 2nd-02:28.
Largest lead - BC by 20 2nd-05:22, PSU by 2 1st-17:31.

Points	In	Off	2nd	Fast	Bench
BC	Paint	T/O	Chance	Break	
PSU	18	15	0	20	3

Score tied - 1 time.
Lead changed - 1 time.

**PENN STATE 58
PENN 47**

Dec. 1, 2012 @ University Park, Pa.

PENN STATE LEADERS
Scoring Leader: Marshall (18)
Rebounding Leader: Travis (8)
Assist Leader: Newbill (4)

Penn State shot 5-of-7 from three in the first half, paced by 11 points on 3-of-4 from the arc from freshman Brandon Taylor, to take a 31-22 halftime lead over Penn. A pair of break-away dunks from D.J. Newbill pushed the lead to 13 to open the second half and Penn State held on as Penn used an 8-2 run to close the margin to four, 43-39, with 7:22 to play. Jermaine Marshall responded with a layup and a pair of assists to Jon Graham who finished on the block to rebuild a 10-point lead. The Lions hit 7-of-9 at the line to ice the game in the closing minutes. Marshall led all scorers with 18 points, going 9-of-10 at the line, while playing 39 minutes while Newbill added 13 and four steals and Taylor 11. Penn was led by 10 points from Tony Hicks, as Graham's defense helped limit leading scorer Fran Dougherty (18.6) to seven points. The Lions held a 17-6 scoring edge at the foul line and 13-3 on second chance baskets.

Penn 47 • 2-6

#	Player	Total		3-Ptr		Rebounds			PF	TP	A	TO	Blk	Stl	Min
		FG	FGA	FGA	FTA	Off	Def	Tot							
03	Brooks, Henry	f	2-2	0-0	0-0	0	2	2	5	4	2	2	0	0	20
12	Dougherty, Fran	f	3-9	0-5	1-2	2	6	8	2	7	1	1	2	0	36
00	Cartwright, Miles	g	2-11	0-1	0-0	1	3	4	0	4	2	3	0	0	36
04	Lewis, Jamal	g	3-4	2-2	0-0	1	1	2	1	8	1	2	0	2	23
22	Rennard, Steve	g	0-2	0-2	0-0	1	0	1	5	0	1	2	0	0	8
01	Hicks, Tony	g	4-10	1-6	1-1	0	1	2	10	3	1	0	0	2	23
13	Nelson-Henry, Darien	g	1-2	0-0	0-0	0	0	0	4	2	0	1	0	0	9
15	Crocker, Camryn	g	0-2	0-1	0-0	0	3	2	0	2	2	0	1	1	27
20	Jok, Dau	g	1-3	1-3	2-2	0	0	0	1	5	0	0	0	0	6
23	Louis, Greg	g	1-3	0-1	1-3	1	1	2	3	3	0	0	0	0	7
30	Lucas-Perry, Patrick	g	1-2	1-2	1-2	1	0	1	1	4	0	1	0	0	5
Team						5	2	7							
Totals			18-50	5-22	6-10	12	19	31	26	47	12	15	2	4	200

FG % 1st Half: 9-23 39.1% 2nd half: 9-27 33.3% Game: 18-50 3



PENN STATE 78
ARMY 70

Dec. 8, 2012 @ University Park, Pa.

PENN STATE LEADERS

Scoring Leader: Newbill (19)
Rebounding Leader: Travis (10)
Assist Leader: Newbill (5)

Penn State shot 56 percent in the first half to build a 40-28 halftime lead and then held off an Army charge that got the Black Knights within two mid-way through the second half. The Lions posted season highs shooting 50.9% and scoring 78 points while winning the rebounding battle 41-27. Four Lions scored in double-digits lead by 19 points from D.J. Newbill and 16 from Jermaine Marshall. Ross Travis posted a double-double with 14 points and 10 rebounds. Army used a press to cut a 48-38 Lion lead to 52-50 with 12:00 to play. PSU responded with a Nick Colella three and after battling back and forth mounted a 10-0 run fueled by Newbill and Brandon Taylor (14 points on the night) to build a 68-54 lead with 5:32 to play. Army, which was led by 23 points from Ella Ellis, got no closer than eight the rest of the way after shooting 38.9%.

Army 70 • 4-4

#	Player	Total		3-Ptr		Rebounds			PF	TP	A	T	Blk	Stl	Min
		FG	FGA	FG	FGA	FT	FTA	Off							
13	Ellis, Ella	f	5-11	4-8	9-11	1	2	3	5	23	1	4	0	0	22
23	Toomey, Larry	f	0-4	0-2	0-0	0	1	1	1	0	2	0	0	0	16
42	Springer, Jordan	c	0-0	0-0	1-2	0	0	0	1	0	1	0	0	0	20
10	Tott, Kyle	g	5-10	3-8	0-0	1	4	5	1	13	0	0	0	0	26
11	Cox, Dylan	g	1-2	0-0	1-1	0	4	4	4	3	7	5	1	3	24
00	Lenox, Maxwell	g	0-0	0-0	0-0	0	1	1	2	0	2	0	0	1	10
04	Gramling, Matt	g	0-0	0-0	0-0	0	1	1	0	0	1	0	0	7	
21	Wilson, Kyle	g	4-11	1-3	3-4	1	3	2	9	1	0	0	0	23	
23	Herbeck, Josh	g	3-10	2-7	0-0	0	3	3	1	8	1	1	0	22	
31	Ferguson, Kevin	g	1-2	0-0	1-2	0	1	1	0	3	0	0	0	1	8
32	Plomb, Tanner	g	0-1	0-0	2-2	0	1	1	0	2	0	0	0	6	
52	Stire, Andrew	g	2-3	0-0	4-6	2	0	2	1	8	1	1	0	0	16
Team					2		4		8		1		0		0
Totals			21-54	10-28	18-24	7	20	27	20	70	15	15	2	7	200

FG % 1st Half: 9-24 37.5% 2nd half: 12-30 40.0% Game: 21-54 38.9%
3FG % 1st Half: 5-13 38.5% 2nd half: 5-15 33.3% Game: 10-28 35.7%
FT % 1st Half: 5-7 71.4% 2nd half: 13-17 76.5% Game: 18-24 75.0%

Penn State 78 • 5-4

#	Player	Total		3-Ptr		Rebounds			PF	TP	A	T	Blk	Stl	Min
		FG	FGA	FG	FGA	FT	FTA	Off							
10	Taylor, Brandon	f	5-10	2-4	2-2	1	3	4	3	14	0	1	1	0	26
21	Borovnjak, Sasa	f	2-3	0-0	0-0	2	1	3	4	4	1	0	0	0	15
43	Travis, Ross	f	5-11	1-5	3-7	1	9	10	1	14	2	3	2	1	38
02	Newbill, D.J.	g	7-15	0-2	5-7	2	4	6	2	19	5	4	0	1	35
11	Marshall, Jermaine	g	4-11	1-3	2-4	4	6	10	1	16	4	5	0	4	39
01	Maduegunban, Akosa	g	0-0	0-0	0-0	0	0	0	0	0	0	0	0	1	1
05	Jack, Donovan	g	0-1	0-0	0-0	0	0	0	0	1	0	0	0	0	6
14	Montminy, Kevin	g	3-5	0-0	0-0	0	0	0	0	0	0	0	0	0	4
20	Colella, Nick	g	3-5	0-0	0-0	1	3	4	3	9	1	2	0	1	27
25	Graham, Jon	g	1-2	0-0	0-0	0	3	3	4	2	0	0	0	0	13
Team					2		3		5		1		0		0
Totals			29-57	7-19	13-20	11	30	41	21	78	13	17	3	7	200

FG % 1st Half: 18-32 56.3% 2nd half: 11-25 44.0% Game: 29-57 50.9%
3FG % 1st Half: 3-9 33.3% 2nd half: 4-10 40.0% Game: 7-19 36.8%
FT % 1st Half: 1-2 50.0% 2nd half: 12-18 66.7% Game: 13-20 65.0%

Officials: Glenn Mayborg, Steve McJunkins, Tim Stewart
Technical fouls: Army-None, Penn State-None.
Attendance: 7247

Score by periods	1st	2nd	Total
Army	28	42	70
Penn State	40	38	78

Points	In	Off	2nd	Fast	Bench
ARMY	14	28	12	15	8
PSU	28	12	15	8	11

PENN STATE 80
DELAWARE STATE 76

Dec. 15, 2012 @ University Park, Pa.

PENN STATE LEADERS

Scoring Leader: Newbill (22)
Rebounding Leader: Borovnjak (8)
Assist Leader: Newbill & Marshall (5)

Penn State came out hot, jumped to an 18-point first half lead and then survived a gut check as Delaware sent the game to overtime and posted its first lead of the game with 3:06 left in the extra period. Jermaine Marshall and D.J. Newbill responded, Marshall hitting a big three with the Lions trailing by three with 1:07 remaining to tie the game and Newbill driving for the game winning layup with 30 seconds to play. Newbill led the Lions with a career high tying 22 points while Marshall had 15 points, seven rebounds and five assists in 42 minutes. Sasa Borovnjak had his best game of the season with 14 points and a career high tying eight rebounds. The Lions shot 59% in the first half to lead 37-29 at the break, but saw the Hornets shooting 50% in the second half and tie the game for the first time on a Tyshawn Bell three with 12 seconds to play. Casey Walker led DSU with 24 points, including five threes. Penn State shot 49% for the game and had a season high 15 assists.

Delaware State 76 • 5-6

#	Player	Total		3-Ptr		Rebounds			PF	TP	A	T	Blk	Stl	Min
		FG	FGA	FG	FGA	FT	FTA	Off							
32	Oliver, Marques	f	3-3	0-0	3-3	3	5	8	5	9	0	3	2	1	41
01	Gray, Kendall	c	0-4	0-0	0-0	0	0	0	4	0	0	0	0	0	18
11	Tate, Tahj	g	2-10	1-5	5-8	0	4	4	3	10	1	1	0	3	43
13	Thomas, Albert	g	4-7	0-1	5-7	0	0	0	3	13	6	1	0	1	29
22	Walker, Casey	g	8-19	5-13	3-4	4	11	15	2	24	1	1	0	41	
02	Joyner, Jabari	g	0-1	0-1	0-0	0	0	0	1	0	1	0	0	0	3
03	Bell, Tyshawn	g	5-11	3-7	2-2	1	3	4	4	15	0	2	1	1	24
03	McMurray Jr., Miles	g	0-1	0-0	0-0	0	0	0	0	0	0	0	0	0	1
00	Oliver, Brandon	g	4-13	3-7	0-0	0	2	2	2	7	2	1	0	0	10
21	Sill, Scott	g	1-3	1-3	0-0	0	1	1	0	3	0	0	0	0	8
30	Lawson, Jordan	g	0-0	0-0	0-0	0	0	0	0	0	0	0	0	0	2
35	Doyle, Nick	g	0-0	0-0	0-0	0	0	0	0	0	0	0	0	0	2
55	Coger, Michael	g	0-0	0-0	0-0	0	0	0	0	0	0	0	0	0	2
Team					2		4		8		1		0		0
Totals			24-60	10-30	18-24	2	28	34	24	76	10	8	5	6	225

FG % 1st Half: 8-26 30.8% 2nd half: 13-26 50.0% OT: 3-8 37.5% Game: 24-60 40.0%
3FG % 1st Half: 5-13 38.5% 2nd half: 4-13 30.8% OT: 1-4 25.0% Game: 10-20 50.0%
FT % 1st Half: 8-10 80.0% 2nd half: 10-12 83.3% OT: 0-2 0.0% Game: 18-24 75.0%

Penn State 80 • 6-4

#	Player	Total		3-Ptr		Rebounds			PF	TP	A	T	Blk	Stl	Min
		FG	FGA	FG	FGA	FT	FTA	Off							
10	Taylor, Brandon	f	2-7	1-4	2-2	0	4	4	1	7	1	2	2	1	33
21	Borovnjak, Sasa	f	3-4	0-0	8-10	2	6	8	3	14	2	0	1	0	37
43	Travis, Ross	f	2-4	0-1	2-2	0	3	3	5	6	0	1	0	0	20
02	Newbill, D.J.	g	8-13	1-2	5-6	1	4	5	4	22	5	3	0	0	34
11	Marshall, Jermaine	g	4-7	1-3	2-4	1	3	4	1	11	5	2	1	0	42
01	Maduegunban, Akosa	g	1-2	0-1	0-2	0	2	2	1	2	1	0	0	0	4
05	Jack, Donovan	g	4-5	0-0	0-2	1	2	3	8	0	0	1	0	1	12
14	Montminy, Kevin	g	0-0	0-0	0-0	0	0	0	0	0	0	0	0	0	0
20	Colella, Nick	g	2-5	2-3	0-0	1	3	2	6	1	2	0	1	1	35
25	Graham, Jon	g	0-0	0-0	0-0	0	2	2	0	0	0	0	0	0	8
Team					2		4		8		1		0		0
Totals			26-53	7-18	21-31	3	32	38	21	80	15	11	5	2	225

FG % 1st Half: 13-22 59.1% 2nd half: 10-25 40.0% OT: 3-6 50.0% Game: 26-53 49.1%
3FG % 1st Half: 6-10 60.0% 2nd half: 0-7 0.0% OT: 1-1 100.0% Game: 7-18 38.9%
FT % 1st Half: 8-10 80.0% 2nd half: 10-12 83.3% OT: 4-8 50.0% Game: 21-31 67.7%

Officials: Tim Clougherty, DJ Carstensen, Jim Schipper
Technical fouls: Delaware State-None, Penn State-None.
Attendance: 5751

Score by periods	1st	2nd	OT	Total
Delaware State	29	7	0	36
Penn State	37	32	11	80

Points: DSU 36, PSU 80
In Paint: DSU 26, PSU 32
Off T/O: DSU 12, PSU 13
2nd Chance: DSU 1, PSU 0
Fast Break: DSU 0, PSU 20
Bench: DSU 0, PSU 16
Score tied - 3 times.
Lead changed - 2 times.

PENN STATE 72
NEW HAMPSHIRE 45

Dec. 23, 2012 @ University Park, Pa.

PENN STATE LEADERS

Scoring Leader: Marshall (15)
Rebounding Leader: Travis & Newbill (6)
Assist Leader: Three with (3)

Penn State capitalized on its hot shooting and UNH's offensive struggles to jump ahead early and never look back putting together runs of 10-0, 12-0 and 10-0 in the opening minutes to seize a 34-8 lead. UNH hit 1-of-11 in the opening minutes while PSU was shooting at a clip over 60 percent. The Wildcats ended the game hitting just 22.6%, the lowest for a PSU opponent in the last 15 years, while PSU hit 55 percent in the first half and 46 percent for the game. Jermaine Marshall's 15 points led four Lions in double-figures and 10 Lions that scored. He added a career high five steals as Penn State held a 23-2 lead in points of turnovers. No UNH player reached double-figures. The Lions lead 39-14 at the half and built as much as a 34-point second half lead. The 27-point margin of victory marks the largest under coach Patrick Chambers and the most since a 47-point win over Gardner-Webb in 2009.

New Hampshire 45 • 4-7

#	Player	Total		3-Ptr		Rebounds			PF	TP	A	T	Blk	Stl	Min
		FG	FGA	FG	FGA	FT	FTA	Off							
14	Konan, Patrick	f	1-8	0-0	3-3	1	1	2	3	5	0	2	1	1	25
15	Nyrcik, Ferg	f	3-11	1-4	3-4	1	2	3	2	9	1	0	0	0	22
44	Pelcher, Chris	c	0-6	0-2	1-2	2	3	5	1	2	5	0	0	0	22
03	Rhoads, Chandler	g	1-5	0-2	6-6	1	4	5	3	8	2	3	0	0	30
05	Bronner, Jordan	g	2-5	2-4	0-0	0	2	2	1	6	0	0	0	0	26
02	Orozco, Chris	g	0-3	0-3	2-2	4	4	3	1	0	0	0	0	0	18
10															



WISCONSIN 60 PENN STATE 51

Jan. 3, 2013 @ Madison, Wisc.

PENN STATE LEADERS

Scoring Leader: Marshall (19) Rebounding Leader: Travis (11) Assist Leader: Newbill (4)

Penn State shot 53 percent in the second half and cut a 14-point deficit with 17:38 to play to one, 50-49, with 2:52 to go. Jermaine Marshall led the Lions with 19 points on 9-of-14 while D.J. Newbill added 12 points, 8 rebounds, four assists and two highlight reel dunks on 6-10 Jared Berggren. The Lions out-shot the Badgers 46 percent to 38 percent and won the rebounding battle 38-32, but shot just one free throw while seeing Wisconsin hit 13-of-26 at the stripe and take advantage of a 23-7 advantage in fouls called against the teams. PSU committed 15 turnovers giving UW a 17-4 edge in points off turnovers and saw UW grab 13 offensive rebounds. The Lions led by four mid-way through the first half, but suffered a six-minute scoring drought to trail by 11, 29-18, at the half. PSU owned a 33-31 scoring advantage in the second half and used runs of 11-3 and 9-0 to slice UW leads. Marshall's jumper brought PSU within one, but UW out-scored PSU 10-2 in the final 2:30.

Penn State 51 • 8-5, 0-1

Summary table for Penn State 51 vs Wisconsin 60, including player stats and team totals.

FG % 1st Half: 9-24 37.5% 2nd half: 15-28 53.6% Game: 24-52 46.2% 3FG % 1st Half: 0-2 0.0% 2nd half: 3-6 50.0% Game: 3-8 37.5% FT % 1st Half: 0-0 0.0% 2nd half: 0-1 0.0% Game: 0-1 0.0%

Wisconsin 60 • 10-4, 1-0

Summary table for Wisconsin 60 vs Penn State 51, including player stats and team totals.

FG % 1st Half: 12-34 35.3% 2nd half: 10-23 43.5% Game: 22-57 38.6% 3FG % 1st Half: 1-11 9.1% 2nd half: 2-6 33.3% Game: 3-17 17.6% FT % 1st Half: 4-6 66.7% 2nd half: 9-20 45.0% Game: 13-26 50.0%

Officials: Ted Valentine, Gene Steratore, Steve McClunkins Technical fouls: Penn State-None, Wisconsin-None. Attendance: 16156

Score by periods table for Wisconsin 60 vs Penn State 51.

Last FG - PSU 2nd-01:15, WIS 2nd-01:06. Largest lead - PSU by 4 1st-10:42, WIS by 14 2nd-17:38.

No. 5 INDIANA 74 PENN STATE 51

Jan. 7, 2013 @ University Park, Pa.

PENN STATE LEADERS

Scoring Leader: Travis (14) Rebounding Leader: Marshall (7) Assist Leader: Three with (3)

Penn State suffered its worst offensive performance in a month and committed a season-high 19 turnovers to help fuel an Indiana team that shot 52 percent and hit 8-of-16 from three. The Lions shot just 31 percent and 5-of-18 from three and saw IU stop 19 points off turnovers. PSU won the rebounding battle, 35-33, and pulled 17 offensive boards, but couldn't convert enough to keep pace. Ross Travis led the Lions with 14 points and Jermaine Marshall had 11 and a team high seven rebounds. Four IU players scored in double figures led by Christian Watford with 16 and Cody Zeller with 15. Indiana jumped to an early 15-3 lead. A Travis three cut the lead to nine, but IU used a 10-2 run for a 25-8 lead and led by double-digits the rest of the way. The Lions got no closer than 14 in the second half as IU's lead hovered around 20 most of the half. Penn State forced IU into 12 second half turnovers (17 overall) and just 30 points, but committed 11 of its own and scored 24 points.

Indiana 74 • 14-1, 2-0

Summary table for Indiana 74 vs Penn State 51, including player stats and team totals.

FG % 1st Half: 14-27 51.9% 2nd half: 8-15 53.3% Game: 22-42 52.4% 3FG % 1st Half: 6-11 54.5% 2nd half: 2-5 40.0% Game: 8-16 50.0% FT % 1st Half: 10-13 76.9% 2nd half: 12-21 57.1% Game: 22-34 64.7%

Penn State 51 • 8-6, 0-2

Summary table for Penn State 51 vs Indiana 74, including player stats and team totals.

FG % 1st Half: 11-32 34.4% 2nd half: 8-28 28.6% Game: 19-60 31.7% 3FG % 1st Half: 3-6 50.0% 2nd half: 2-12 16.7% Game: 5-18 27.8% FT % 1st Half: 2-3 66.7% 2nd half: 6-8 75.0% Game: 8-11 72.7%

Officials: Jim Burr, Lamont Simpson, Gerald Williams Technical fouls: Indiana-None, Penn State-None. Attendance: 9386

Score by periods table for Penn State 51 vs Indiana 74.

Last FG - IND 2nd-04:06, PSU 2nd-05:58. Largest lead - IND by 23 2nd-00:31, PSU by 1 1st-18:20.

NORTHWESTERN 70 PENN STATE 54

Jan. 10, 2013 @ University Park, Pa.

PENN STATE LEADERS

Scoring Leader: Newbill (20) Rebounding Leader: Travis (9) Assist Leader: Newbill (3)

Penn State led 12-8 midway through the first half before suffering a scoring drought of 6:30 and seeing Northwestern seize control of the game with a 13-0 run. The Wildcats built a 21-12 lead and eventually used a 25-4 run to build a 17-point first half lead Penn State never got under 13 the rest of the way. D.J. Newbill led Penn State with 20 points on 6-of-19 shooting and Jermain Marshall added 13, all in the second half. Penn State shot just 31 percent and 3-of-15 from three and turned 15 offensive boards into just eight points. Northwestern was led by 18 points from Dave Sobolewski who went 3-of-6 from three and 17 from Jared Swopshire who was 5-of-8 from the floor for an NU team that shot 45 percent and 9-of-22 from three. Trailing 33-18 at the half, Penn State played the second half nearly even trailing NU 37-36. Foul trouble plagued the Lions and limited freshman Brandon Taylor to 20 minutes.

Northwestern 70 • 10-6, 1-2 B1G

Summary table for Northwestern 70 vs Penn State 54, including player stats and team totals.

FG % 1st Half: 12-25 48.0% 2nd half: 10-23 43.5% Game: 22-48 45.8% 3FG % 1st Half: 4-12 33.3% 2nd half: 5-10 50.0% Game: 9-22 40.9% FT % 1st Half: 7-7 100% 2nd half: 12-19 63.2% Game: 17-26 65.4%

Penn State 54 • 8-7, 0-3 B1G

Summary table for Penn State 54 vs Northwestern 70, including player stats and team totals.

FG % 1st Half: 8-26 30.8% 2nd half: 10-31 32.3% Game: 18-57 31.6% 3FG % 1st Half: 0-7 0.0% 2nd half: 3-8 37.5% Game: 3-15 20.0% FT % 1st Half: 2-3 66.7% 2nd half: 13-15 86.7% Game: 15-18 83.3%

Officials: Ted Valentine, Ray Perone, Terry Oglesby Technical fouls: Northwestern-None, Penn State-None. Attendance: 6479

Score by periods table for Penn State 54 vs Northwestern 70.

Last FG - NU 2nd-01:54, PSU 2nd-00:37. Largest lead - NU by 23 2nd-07:47, PSU by 4 1st-13:23.

PURDUE 60 PENN STATE 42

Jan. 13, 2013 @ West Lafayette, Ind.

PENN STATE LEADERS

Scoring Leader: Taylor (11) Rebounding Leader: Newbill (6) Assist Leader: Newbill (4)

Penn State suffered through its worst shooting and lowest scoring game of the season hitting just 25.9% from the floor in a 60-42 loss in Mackey Arena. Despite Purdue shooting 54% in the first half and the Lions offensive struggles throughout, the Lions battle to be down only six, 34-28, with 14:05 to play. The teams combined to shoot 4-of-23 through the opening minutes of the second half, but Penn State failed to capitalize on Purdue's offensive slowdown and 10-of-21 effort from the foul line and the Boilers eventually mounted a 17-2 run to take a commanding 49-30 lead with 7:36 to play. Freshman Brandon Taylor led Penn State with 11 points, all in the first half, and leading scorer D.J. Newbill posted nine but didn't get his first points until 7:19 to play. Newbill scored second leading scorer Jermaine Marshall combined to shoot 6-of-25. Four Boilermakers scored in double-digits led by Ronnie Johnson with 13 and 7-0 A.J. Hammons with 12 points, 10 rebounds and five blocks.

Penn State 42 • 8-8, 0-4

Summary table for Penn State 42 vs Purdue 60, including player stats and team totals.

FG % 1st Half: 8-30 26.7% 2nd half: 7-28 25.0% Game: 15-58 25.9% 3FG % 1st Half: 3-8 37.5% 2nd half: 0-4 0.0% Game: 3-12 25.0% FT % 1st Half: 3-4 75.0% 2nd half: 6-8 75.0% Game: 9-12 75.0%

Purdue 60 • 8-8, 2-2

Summary table for Purdue 60 vs Penn State 42, including player stats and team totals.

FG % 1st Half: 13-24 54.2% 2nd half: 10-27 37.0% Game: 23-51 45.1% 3FG % 1st Half: 2-4 50.0% 2nd half: 2-4 50.0% Game: 4-8 50.0% FT % 1st Half: 2-4 50.0% 2nd half: 9-17 47.1% Game: 10-21 47.6%

Officials: Mike Eades, Tom Eades, Larry Scrotto Technical fouls: Penn State-None, Purdue-None. Attendance: 13222

Score by periods table for Purdue 60 vs Penn State 42.

Last FG - PSU 2nd-02:10, PUR 2nd-01:32. Largest lead - PSU None. PUR by 19 2nd-07:36.



No. 18 MICHIGAN STATE 81 PENN STATE 72

Jan. 16, 2013 @ Madison, Wisc.

PENN STATE LEADERS

Scoring Leader: Marshall (29)
Rebounding Leader: Marshall (10)
Assist Leader: Newbill (6)

Penn State posted its best shooting and scoring game in Big Ten play to date on the season and got career high scoring games from guards Jermaine Marshall (29) and D.J. Newbill (27) but couldn't over come an MSU team that shot 53 percent in the second half and got a career high 20 points in just 17 minutes of action from Adreian Payne who joined Brandon Dawson in sitting out the first half due to a pre-game incident. PSU held MSU to just 29 first half points on 40% shooting, but saw the Spartans explode for 52 in the second half. The Lions led 36-35 with 15:16 to play when Payne took over scoring 16 points in six minutes to give MSU a 54-44 lead to 9:11 to go. Marshall scored 22 and Newbill 18 in the second half as PSU cut a 16-point MSU lead to five, 71-66, with 2:06 to play but could get no closer. The two PSU guards combined to shoot 18-of-30 (60%) and score 56 points as the Lions shot 48% for the game and 19-of-27 at the foul line.

Michigan State 81 • 15-3, 4-1 BIG

#	Player	Total		3-Ptr		Rebounds		PF	TP	A	T	Blk	Stl	Min	
		FG	FGA	FG	FGA	Off	Def								
02	Gauna, Alex	f	1-2	0-0	0-0	1	3	4	0	2	0	0	1	0	15
25	Nix, Derrick	c	5-5	0-0	2-5	2	3	5	1	12	4	2	0	0	31
11	Applying, Keith	g	3-11	1-4	5-6	0	2	2	4	12	2	2	1	0	34
14	Harris, Gary	g	3-7	2-3	6-7	0	1	1	3	14	2	0	0	1	33
45	Valentine, Orenzel	g	1-5	0-1	0-0	0	3	3	2	2	0	0	2	0	18
00	Byrd, Russell	g	1-2	1-2	0-0	0	0	0	0	3	0	0	0	0	6
05	Payne, Adreian	g	6-9	1-1	7-10	3	4	7	2	20	0	0	0	0	17
20	Costello, Matt	g	0-0	0-0	0-0	0	0	0	1	0	1	0	0	0	6
10	Trice, Travis	g	4-11	2-6	1-1	1	2	2	11	3	1	0	0	0	26
22	Dawson, Brandon	g	2-3	0-0	1-1	0	5	5	2	3	0	1	0	1	14
	Team					0	4	4							
	Totals		26-55	7-17	22-30	7	26	33	18	81	17	7	3	5	200

FG % 1st Half: 10-25 40.0%	2nd half: 16-30 53.3%	Game: 26-55 47.3%	Deadball Rebounds
3FG % 1st Half: 5-12 41.7%	2nd half: 2-5 40.0%	Game: 7-17 41.2%	
FT % 1st Half: 4-6 66.7%	2nd half: 18-24 75.0%	Game: 22-30 73.3%	4

Penn State 72 • 8-9, 0-5 BIG

#	Player	Total		3-Ptr		Rebounds		PF	TP	A	T	Blk	Stl	Min	
		FG	FGA	FG	FGA	Off	Def								
10	Taylor, Brandon	f	0-6	0-5	0-0	0	5	4	0	0	1	1	1	28	
21	Borovnjak, Sasa	f	1-5	0-0	2-2	0	1	1	4	4	0	1	0	23	
43	Travis, Ross	f	1-2	0-0	0-0	0	3	3	1	2	0	1	0	26	
02	Newbill, D.J.	g	8-12	0-1	11-15	0	2	2	1	27	6	3	0	1	37
11	Marshall, Jermaine	g	10-18	3-7	6-9	0	10	10	5	29	1	1	0	0	34
14	Montminy, Kevin	g	1-1	0-0	0-0	0	0	0	2	2	0	0	0	0	5
20	Colella, Nick	g	2-3	2-3	0-2	0	4	4	3	6	1	0	0	0	30
25	Graham, Jon	g	1-2	0-0	0	3	0	3	3	2	0	0	0	0	9
32	Ackerman, Pat	g	0-1	0-0	0-0	0	0	0	0	1	0	0	0	0	8
	Team					1	1	1							
	Totals		24-50	5-16	19-27	4	26	30	23	72	9	8	1	4	200

FG % 1st Half: 9-23 39.1%	2nd half: 15-27 55.6%	Game: 24-50 48.0%	Deadball Rebounds
3FG % 1st Half: 1-7 14.3%	2nd half: 4-9 44.4%	Game: 5-16 31.3%	
FT % 1st Half: 6-7 85.7%	2nd half: 13-20 65.0%	Game: 19-27 70.4%	4

Officials: Mike Sanzere, Ed Hightower, Donnie Eppley
Technical Fouls: Michigan State-None, Penn State-None.
Attendance: 6589

Score by periods	1st	2nd	Total	Points	In	Off	2nd	Fast	Bench
Michigan State	29	52	81	MSU	32	7	12	9	39
Penn State	25	47	72	PSU	36	7	7	4	10

NEBRASKA 68 PENN STATE 64

Jan. 19, 2013 @ University Park, Pa.

PENN STATE LEADERS

Scoring Leader: Marshall (18)
Rebounding Leader: Newbill (7)
Assist Leader: Newbill (6)

Penn State used a 12-0 run to go from 10 down to up two, 43-41, on Nebraska with 11:56 to play, but faltered at the foul line down the stretch and saw the Huskers get a career high 29 points on 10-of-11 shooting from freshman Shavon Shields. Jermaine Marshall scored all of his team-leading 18 points in the second half as PSU challenged but saw NU rebuild a seven-point lead in part due to a perfect 16-of-16 performance at the foul line (14-14 in the second half). A Marshall three had PSU within three with 32 seconds to play when D.J. Newbill (11 pts) got a steal and NU was called for a flagrant foul which resulted in four free throws and PSU possession. PSU hit just 1-of-4 at the line and saw Marshall get fouled on the ensuing possession but go 0-of-2 at the foul line as Nebraska held on for the victory. PSU shot 38 percent and 15-24 (62.5%) at the foul line while NU hit 47% and got 15 points and three treys from Ray Gallegos.

Nebraska 68 • 10-9, 1-5

#	Player	Total		3-Ptr		Rebounds		PF	TP	A	T	Blk	Stl	Min	
		FG	FGA	FG	FGA	Off	Def								
32	Almeida, Andre	c	0-1	0-0	0-0	0	3	3	1	0	0	1	1	9	
02	Rivers, David	g	2-7	0-1	0-0	0	0	1	2	4	1	2	0	1	23
15	Gallegos, Ray	g	6-14	3-9	0-0	0	4	4	2	15	2	0	2	38	
24	Talley, Dylan	g	3-10	0-2	2-2	0	4	4	2	8	6	1	1	0	39
31	Shields, Shavon	g	10-11	1-1	8-8	1	5	6	5	29	0	6	0	3	38
03	Parker, Benny	g	0-1	0-0	0-0	0	1	1	2	0	2	0	0	2	18
11	Tyrance, Jordan	g	0-0	0-0	0-0	0	1	1	2	0	0	0	0	4	
13	Ubel, Brandon	g	3-7	0-0	6-6	2	4	6	4	12	3	0	2	0	31
	Team					1	0	1							
	Totals		24-51	4-13	16-16	5	22	27	20	68	12	11	4	8	200

FG % 1st Half: 14-30 46.7%	2nd half: 10-21 47.6%	Game: 24-51 47.1%	Deadball Rebounds
3FG % 1st Half: 3-9 33.3%	2nd half: 1-4 25.0%	Game: 4-13 30.8%	
FT % 1st Half: 2-2 100.0	2nd half: 14-14 100.0	Game: 16-16 100.0	0

Penn State 64 • 8-10, 0-6

#	Player	Total		3-Ptr		Rebounds		PF	TP	A	T	Blk	Stl	Min	
		FG	FGA	FG	FGA	Off	Def								
10	Taylor, Brandon	f	4-7	1-3	0-0	2	4	6	2	9	0	2	0	0	27
21	Borovnjak, Sasa	f	4-6	0-0	0-0	2	3	5	5	8	2	1	0	1	25
43	Travis, Ross	f	4-9	0-2	0-2	4	1	5	2	8	1	1	0	0	29
02	Newbill, D.J.	g	3-11	0-3	5-9	2	5	7	3	11	6	6	1	1	33
11	Marshall, Jermaine	g	5-16	2-7	6-8	0	2	2	18	1	2	2	2	39	
05	Jack, Donovan	g	0-0	0-0	0-0	0	0	0	1	0	1	0	0	0	3
14	Montminy, Kevin	g	1-1	1-1	0-0	0	0	0	0	3	0	0	0	0	1
20	Colella, Nick	g	1-5	1-4	3-3	1	5	6	0	6	0	1	0	1	31
25	Graham, Jon	g	0-1	0-0	1-2	0	1	1	1	1	1	0	0	0	7
32	Ackerman, Pat	g	0-1	0-0	0-0	0	0	0	1	0	0	0	0	0	5
	Team					3	1	4							
	Totals		22-57	5-20	15-24	14	22	36	17	64	10	14	3	5	200

FG % 1st Half: 10-28 35.7%	2nd half: 12-29 41.4%	Game: 22-57 38.6%	Deadball Rebounds
3FG % 1st Half: 2-9 22.2%	2nd half: 3-11 27.3%	Game: 5-20 25.0%	
FT % 1st Half: 6-8 75.0%	2nd half: 9-16 56.3%	Game: 15-24 62.5%	8

Officials: Mike Kitts, Tom O'Neil, Todd Williams
Technical Fouls: Nebraska-None, Penn State-None.
Attendance: 9883
Flagrant-1 foul on Nebraska #13 at 24:6 of second half.

Score by periods	1st	2nd	Total	Points	In	Off	2nd	Fast	Bench
Nebraska	33	35	68	NEB	30	16	0	12	10
Penn State	28	36	64	PSU	26	15	17	2	10

No. 7/8 INDIANA 72 PENN STATE 49

Jan. 23, 2013 @ Bloomington, Ind.

PENN STATE LEADERS

Scoring Leader: Newbill (18)
Rebounding Leader: Newbill (7)
Assist Leader: Marshall (2)

Penn State fell to a Hoosier team that hit its first six three-pointers of the second half and was shooting at a 73 percent clip through the first 15 minutes of the second period to open up a 20-point margin. D.J. Newbill posted 18 points, seven rebounds and four steals while helping to force 18 IU turnovers to keep the Hoosiers from completely running away. Penn State committed 18 turnovers of its own, eight coming from Newbill in 39 minutes of action against the Hoosier press. Penn State trailed by 14, 33-19, at the half as IU shot just 37%, but saw that lead jump to 22 in the opening minute of the second half as the Hoosiers hit a pair of threes and jumped to an 8-0 run. Five Hoosiers scored in double figures led by Victor Oladipo's 19. IU went 11-of-20 from three on the game, but hit just 21-of-37 from the foul line. Penn State committed a season high 29 fouls and saw three players foul out. The Lions shot just 33% for the game and 2-of-15 from three.

Penn State 49 • 8-11, 0-7

#	Player	Total		3-Ptr		Rebounds		PF	TP	A	T	Blk	Stl	Min	
		FG	FGA	FG	FGA	Off	Def								
10	Taylor, Brandon	f	0-6	0-3	0-0	1	2	3	5	0	1	1	0	23	
21	Borovnjak, Sasa	f	1-5	0-0	2-2	1	1	2	5	4	0	1	0	19	
02	Newbill, D.J.	g	7-17	0-2	4-6	1	6	7	1	18	1	8	1	4	39
11	Marshall, Jermaine	g	5-11	1-5	1-2	1	6	8	5	12	3	3	0	0	28
20	Colella, Nick	g	0-1	0-1	1-2	1	2	3	4	1	0	1	0	2	31
01	Maduegbunam, Akosa	g	0-0	0-0	0-0	0	0	0	0	0	0	0	0	0	11
05	Jack, Donovan	g	0-3	0-0	0-0	0	0	0	3	0	0	1	0	1	
14	Montminy, Kevin	g	0-0	0-0	0-0	0	0	0	0	0	0	0	0	1	
25	Graham, Jon	g	2-3	0-0	1-2	0	1	1	3	5	1	0	2	0	18
32	Ackerman, Pat	g	0-0	0-0	0-0	0	0	0	2	0	0	0	0	0	2
24	Wisniewski, Alan	g	0-0	0-0	0-0	0	0	0	0	0	0	0	0	1	
43	Travis, Ross	g	2-5	1-4	4-4	2	3	5	1	9	1	1	2	0	26
	Team					1	1	2							
	Totals		17-51	2-15											

2012-13 Penn State Men's Basketball
Penn State Combined Team Statistics (as of Jan 26, 2013)
All games

RECORD:	OVERALL	HOME	AWAY	NEUTRAL
ALL GAMES	8-12	7-6	0-4	1-2
CONFERENCE	0-8	0-5	0-3	0-0
NON-CONFERENCE	8-4	7-1	0-1	1-2

##	Player	gp-gs	min	avg	Total		3-Point		F-Throw		Rebounds				pf	dq	a	to	blk	stl	pts	avg
					fg-fga	fg%	3fg-fga	3fg%	ft-fga	ft%	off	def	tot	avg								
23	Frazier, Tim	4-4	130	32.5	15-42	.357	2-11	.182	33-39	.846	9	9	18	4.5	8	0	15	12	1	9	65	16.3
02	Newbill, D.J.	20-20	719	36.0	104-256	.406	7-41	.171	94-140	.671	33	85	118	5.9	55	2	80	75	6	23	309	15.5
11	Marshall, Jermaine	20-20	687	34.3	100-246	.407	34-107	.318	67-90	.744	8	82	90	4.5	67	5	43	59	13	30	301	15.1
43	Travis, Ross	20-18	612	30.6	51-144	.354	5-33	.152	28-46	.609	45	91	136	6.8	50	2	9	33	8	8	135	6.8
10	Taylor, Brandon	20-15	448	22.4	45-128	.352	25-79	.316	10-14	.714	18	57	75	3.8	61	3	5	25	9	5	125	6.3
21	Borovnjak, Sasa	20-12	432	21.6	44-88	.500	0-1	.000	25-39	.641	30	37	67	3.4	60	4	9	17	9	9	113	5.7
20	Colella, Nick	20-3	487	24.4	23-71	.324	21-64	.328	6-11	.545	9	40	49	2.5	47	1	16	14	0	14	73	3.7
25	Graham, Jon	20-8	303	15.2	16-50	.320	0-0	.000	13-19	.684	27	36	63	3.2	48	1	4	10	20	3	45	2.3
05	Jack, Donovan	15-0	96	6.4	10-21	.476	1-2	.500	6-9	.667	5	12	17	1.1	16	0	0	5	3	2	27	1.8
32	Ackerman, Pat	8-0	44	5.5	4-9	.444	0-0	.000	0-0	.000	1	0	1	0.1	12	0	1	2	0	1	8	1.0
14	Montminy, Kevin	14-0	39	2.8	4-9	.444	2-6	.333	2-4	.500	3	2	5	0.4	5	0	0	0	1	1	12	0.9
01	Maduegbunam, Akosa	11-0	45	4.1	2-10	.200	0-7	.000	2-4	.500	2	5	7	0.6	3	0	2	0	0	0	6	0.5
35	Onyeaka, Kevin	1-0	2	2.0	0-1	.000	0-1	.000	0-0	.000	0	0	0	0.0	0	0	0	0	0	0	0	0.0
24	Cooper, Zach	1-0	0	0.0	0-0	.000	0-0	.000	0-0	.000	0	0	0	0.0	0	0	0	0	0	0	0	0.0
34	Wisniewski, Alan	5-0	6	1.2	0-0	.000	0-0	.000	0-0	.000	0	0	0	0.0	0	0	0	0	0	0	0	0.0
Team											39	30	69		1		5					
Total.....		20	4050		418-1075	.389	97-352	.276	286-415	.689	229	486	715	35.8	433	18	184	257	70	105	1219	61.0
Opponents.....		20	4050		425-997	.426	146-388	.376	345-492	.701	164	492	656	32.8	385	11	235	239	72	120	1341	67.1

TEAM STATISTICS	PSU	OPP	Date	Opponent	Score	Att.
SCORING	1219	1341	11/9/12	SAINT FRANCIS	w 65-58	7329
Points per game	61.0	67.1	11/16/12	vs North Carolina State	L 55-72	4224
Scoring margin	-6.1	-	11/16/12	vs Providence	Wot 55-52	4224
FIELD GOALS-ATT	418-1075	425-997	11/18/12	vs Akron	L 60-85	4224
Field goal pct	.389	.426	11/23/12	BUCKNELL	w 60-57	7713
3 POINT FG-ATT	97-352	146-388	11/28/12	BOSTON COLLEGE	L 61-73	6889
3-point FG pct	.276	.376	12/1/12	PENN	w 58-47	7086
3-pt FG made per game	4.9	7.3	12-5-12	at La Salle	L 57-82	4382
FREE THROWS-ATT	286-415	345-492	12/8/12	ARMY	w 78-70	7247
Free throw pct	.689	.701	12/15/12	DELAWARE STATE	Wot 80-76	5751
F-Throws made per game	14.3	17.3	12/23/12	NEW HAMPSHIRE	w 72-45	7852
REBOUNDS	715	656	12/29/12	DUQUESNE	w 84-74	5521
Rebounds per game	35.8	32.8	* 01/03/13	at Wisconsin	L 51-60	16156
Rebounding margin	+3.0	-	* 1/7/13	INDIANA	L 51-74	9386
ASSISTS	184	235	* 1/10/13	NORTHWESTERN	L 54-70	6479
Assists per game	9.2	11.8	* 1/13/13	at Purdue	L 42-60	13222
TURNOVERS	257	239	* 1/16/13	MICHIGAN STATE	L 72-81	6585
Turnovers per game	12.9	12.0	* 1/19/13	NEBRASKA	L 64-68	9883
Turnover margin	-0.9	-	* 01/23/13	at Indiana	L 49-72	17472
Assist/turnover ratio	0.7	1.0	* 1/26/13	OHIO STATE	L 51-65	11212
STEALS	105	120				
Steals per game	5.3	6.0				
BLOCKS	70	72				
Blocks per game	3.5	3.6				
ATTENDANCE	98933	63904				
Home games-Avg/Game	13-7610	4-12808				
Neutral site-Avg/Game	-	3-4224				

* - Conference game

Score by Periods	1st	2nd	OT	Totals
Penn State	537	659	23	1219
Opponents	575	750	16	1341

2012-13 Penn State Men's Basketball
Penn State Combined Team Statistics (as of Jan 26, 2013)
Conference games

RECORD:	OVERALL	HOME	AWAY	NEUTRAL
ALL GAMES	0-8	0-5	0-3	0-0
CONFERENCE	0-8	0-5	0-3	0-0
NON-CONFERENCE	0-0	0-0	0-0	0-0

#	Player	gp-gs	min	avg	Total		3-Point		F-Throw		Rebounds				pf	dq	a	to	blk	stl	pts	avg		
					fg-fga	fg%	3fg-fga	3fg%	ft-fga	ft%	off	def	tot	avg										
11	Marshall, Jermaine	8-8	279	34.9	45-106	.425	12-39	.308	24-32	.750	2	34	36	4.5	25	2	16	20	9	5	126	15.8		
02	Newbill, D.J.	8-8	292	36.5	41-110	.373	0-12	.000	38-54	.704	13	31	44	5.5	22	1	33	32	4	12	120	15.0		
21	Borovnjak, Sasa	8-8	188	23.5	19-45	.422	0-0	.000	12-16	.750	11	11	22	2.8	29	3	4	9	2	7	50	6.3		
43	Travis, Ross	8-7	235	29.4	18-53	.340	3-12	.250	5-9	.556	15	32	47	5.9	17	1	3	13	5	2	44	5.5		
10	Taylor, Brandon	8-7	189	23.6	14-57	.246	8-34	.235	1-3	.333	9	23	32	4.0	27	2	1	12	3	2	37	4.6		
20	Colella, Nick	8-2	201	25.1	5-19	.263	5-17	.294	5-10	.500	3	21	24	3.0	17	0	7	7	0	4	20	2.5		
25	Graham, Jon	8-0	93	11.6	5-17	.294	0-0	.000	4-6	.667	7	11	18	2.3	17	1	1	2	8	1	14	1.8		
05	Jack, Donovan	6-0	40	6.7	2-9	.222	1-2	.500	2-2	1.000	2	4	6	1.0	8	0	0	3	1	0	7	1.2		
14	Montminy, Kevin	7-0	26	3.7	3-4	.750	1-2	.500	1-1	1.000	2	0	2	0.3	4	0	0	0	1	1	8	1.1		
32	Ackerman, Pat	6-0	31	5.2	3-7	.429	0-0	.000	0-0	.000	1	0	1	0.2	9	0	1	2	0	1	6	1.0		
01	Maduegbunam, Akosa	3-0	20	6.7	1-4	.250	0-2	.000	0-0	.000	0	2	2	0.7	2	0	1	0	0	0	2	0.7		
35	Onyeaka, Kevin	1-0	2	2.0	0-1	.000	0-1	.000	0-0	.000	0	0	0	0.0	0	0	0	0	0	0	0	0.0		
34	Wisniewski, Alan	4-0	4	1.0	0-0	.000	0-0	.000	0-0	.000	0	0	0	0.0	0	0	0	0	0	0	0	0.0		
Team											20	12	32	3										
Total.....		8	1600		156-432	.361	30-121	.248	92-133	.692	85	181	266	33.2	177	10	67	103	33	35	434	54.2		
Opponents.....		8	1600		180-396	.455	50-122	.410	140-213	.657	72	206	278	34.8	130	2	102	86	36	51	550	68.8		

TEAM STATISTICS	PSU	OPP	Date	Opponent	Score	Att.
SCORING	434	550	* 01/03/13	at Wisconsin	L 51-60	16156
Points per game	54.2	68.8	* 1/7/13	INDIANA	L 51-74	9386
Scoring margin	-14.5	-	* 1/10/13	NORTHWESTERN	L 54-70	6479
FIELD GOALS-ATT	156-432	180-396	* 1/13/13	at Purdue	L 42-60	13222
Field goal pct	.361	.455	* 1/16/13	MICHIGAN STATE	L 72-81	6585
3 POINT FG-ATT	30-121	50-122	* 1/19/13	NEBRASKA	L 64-68	9883
3-point FG pct	.248	.410	* 01/23/13	at Indiana	L 49-72	17472
3-pt FG made per game	3.8	6.3	* 1/26/13	OHIO STATE	L 51-65	11212
FREE THROWS-ATT	92-133	140-213	* - Conference game			
Free throw pct	.692	.657				
F-Throws made per game	11.5	17.5				
REBOUNDS	266	278				
Rebounds per game	33.2	34.8				
Rebounding margin	-1.5	-				
ASSISTS	67	102				
Assists per game	8.4	12.8				
TURNOVERS	103	86				
Turnovers per game	12.9	10.8				
Turnover margin	-2.1	-				
Assist/turnover ratio	0.7	1.2				
STEALS	35	51				
Steals per game	4.4	6.4				
BLOCKS	33	36				
Blocks per game	4.1	4.5				
ATTENDANCE	43545	46850				
Home games-Avg/Game	5-8709	3-15617				
Neutral site-Avg/Game	-	0-0				

Score by Periods	1st	2nd	Totals
Penn State	175	259	434
Opponents	260	290	550