

NORTHWESTERN MEN'S BASKETBALL

PENN STATE • MARCH 1 • EVANSTON, ILL. • WELSH-RYAN ARENA

THE MATCH-UP



PENN STATE NITTANY LIONS

17-12, 8-10 (BIG TEN)

VS.

NORTHWESTERN WILDCATS

20-9, 11-7 (BIG TEN)



» **TELEVISION** BTN: (CORY PROVUS, STEPHEN BARDO)

» **RADIO** WGN RADIO 720: (DAVE EANET, BILLY MCKINNEY)

OPENING TIP: Northwestern will honor its seniors of **Chase Audige**, **Robbie Beran**, **Boo Buie**, **Roy Dixon** and **Tyodus Verhoeven** as Penn State comes to Welsh-Ryan Arena for the home finale.

- **Chase Audige** was named to the Naismith Defensive Player of the Year Watch List on Tuesday (Feb. 28).
- **Chris Collins** was named to the Naismith Men's College COY Late Season Watch List on Friday (Feb. 17) afternoon.
- Northwestern will attempt to win its 14th home game of the season, its most in a year since 2016-17 (14-4).
- NU's secured an over .500 road record for the first time in program history since 1958-59 (7-2). NU has 10 seasons in program history with a road record over .500.
- NU's 20 wins this season are the most since the 2016-17 season that saw the 'Cats set a school record for single-season victories going 24-12. The team's 20 wins are tied for the second-most in a single-season in program history
- The 'Cats have won 11 Big Ten games for just the second time in program history. The 1930-31 team, the school's only outright Big Ten championship team, also won 11 (11-1).
- NU has won four straight games when facing AP ranked teams. NU last won three in a row in 1954-55.
- NU is 4-1 this season against AP ranked teams, tallying the most wins in a single-season in program history.
- For the first time since 2009, Northwestern won back-to-back games against ranked opponents.
- NU has won four league games by 13+ points for the first time since 1966-67.
- Northwestern claimed its first win in program history over the nation's No. 1 team this season when it beat Purdue 64-58 on Feb. 12 inside Welsh-Ryan Arena.
- Penn State leads the all-time series against NU, 36-20.
- Head coach **Chris Collins** is 5-9 in his career vs. Penn State.
- Penn State has won the last three meetings and seven of the last eight.
- The last 10 games of the series can be viewed on Page 4.

MARYLAND RECAP: Three Wildcats scored in double figures as then-No. 21 Northwestern fell on Sunday (Feb. 26) at Maryland, 75-59.

- Chase Audige led the team with 16 points and was joined in double-figures by **Brooks Barnhizer** (11) and **Matthew Nicholson** (10).
- Maryland held a slim 41-39 lead at halftime before it outscored Northwestern 34-20 in the second half.
- **Boo Buie** tied his season-high of eight assists.
- Barnhizer has scored in double figures in three straight games for the first time in his career.
- **Ty Berry** led the team with six rebounds.

BIG BACKCOURT: The senior backcourt of **Chase Audige** and **Boo Buie** has shown to be one of the best in the conference.

- Buie won Big Ten Player of the Week on Feb. 13 for the second time in his career, and first by a Wildcat since he won it in 2020. (More info in bio on Page 5).
- Buie is averaging 17.2 points and Audige is averaging 14.6 points per game. **Scottie Lindsey** is the last Northwestern player to average 15 or more points per game in a season in 2017-18 (15.0). **John Shurna** is the last NU player to average 17 or more ppg (20.0) in a season in 2011-12.
- Two 'Cats haven't averaged 15 or more in the same season since 2011-12: forward John Shurna (20.0), guard Drew Crawford (16.1). NU hasn't had two guards average 15 or more in the same season since at least 1992-93.
- The tandem is combining to average 34.1 points (Buie 19.3 ppg, Audige 14.1 ppg) of the team's 67.9 per game average during BIG games 49% of team's offensive output).
- At least one of the two guards has scored in double figures in every game this season.
- Both have set their career-highs in points this year, as Buie posted 35 points at Illinois and Audige had 28 against DePaul.

» 2022-23 SCHEDULE/RESULTS

OVERALL: 20-9 HOME: 13-4		BIG TEN: 11-7 AWAY: 6-4	STREAK: 12 NEUTRAL: 1-1
DATE	OPPONENT	TIME/RESULT	
NOV. 2	QUINCY (EX.)	W, 69-49	
NOV. 7	CHICAGO STATE	W, 85-54	
NOV. 11	NORTHERN ILLINOIS	W, 63-46	
NOV. 15	at Georgetown\$	W, 75-63	
NOV. 18	PURDUE FORT WAYNE^	W, 60-52	
NOV. 22	vs. Liberty^	W, 66-52	
NOV. 23	vs. #13 Auburn^	L, 43-42	
NOV. 28	PITTI!	L, 87-58	
DEC. 4	at #20 Michigan State*	W, 70-63	
DEC. 11	PRAIRIE VIEW A&M	W, 61-51	
DEC. 17	DePAUL	W, 83-45	
DEC. 20	UIC	W, 92-54	
DEC. 29	BROWN	W, 63-58	
JAN. 1	OHIO STATE*	L, 73-57	
JAN. 4	ILLINOIS*	W, 73-60	
JAN. 8	at #15 Indiana*	W, 84-83	
JAN. 11	RUTGERS*	L, 65-62	
JAN. 15	at Michigan*	L, 85-78	
JAN. 23	WISCONSIN*	W, 66-63	
JAN. 25	at Nebraska*	W, 78-63	
JAN. 28	MINNESOTA*	W, 81-61	
JAN. 31	at Iowa*	L, 86-70	
FEB. 2	MICHIGAN*	L, 68-51	
FEB. 5	at Wisconsin*	W, 54-52	
FEB. 9	at Ohio State*	W, 69-63	
FEB. 12	#1 PURDUE*	W, 64-58	
FEB. 15	#14 INDIANA*	W, 64-62	
FEB. 19	IOWA*	W, 80-60	
FEB. 23	at Illinois*	L, 66-62	
FEB. 26	at Maryland*	L, 75-59	
MARCH 1	PENN STATE* (BTN)	8 p.m.	
MARCH 5	at Rutgers* (BTN)	6:30 p.m.	

All times Central
Home games in **BOLD**
^{\$} Gavitt Tipoff Games
[!] Big Ten/ACC Challenge
[^] Cancun Challenge (Neutral site games played in Cancun)
* Conference game
[!] Big Ten Tournament
Opponent rankings from AP Poll

PROBABLE STARTERS (BASED ON PREVIOUS GAME)




0 **BOO BUIE**
SR - G
6-2 • ALBANY, N.Y.



1 **CHASE AUDIGE**
JR - G
6-4 • CORAM, N.Y.



3 **TY BERRY**
JR - G
6-3 • NEWTON, KAN.



31 **ROBBIE BERAN**
SR - F
6-9 • RICHMOND, VA.



34 **MATTHEW NICHOLSON**
JR - C
7-0 • CLARKSTON, MICH.

SOME HOUSEKEEPING ITEMS:

- PLEASE REFER TO US AS "NU," NOT "NW"
- OUR CORRECT LOGO IS THE BLOCK N. OUR FORMER LOGO, AFFECTIONATELY CALLED THE "N-CAT," IS OUR FORMER LOGO. IF YOU NEED THE CORRECT FILE, PLEASE EMAIL JACOB.PAVILACK@NORTHWESTERN.EDU
- NORTHWESTERN UNIVERSITY REFERS TO ITS NEWCOMERS AS FIRST-YEARS, WHICH IS ABBREVIATED BY "FY." THE MORE YOU KNOW!



» 2022-23 NORTHWESTERN WILDCATS

NUMERICAL ROSTER

NO.	NAME	POS.	HT.	CL.	HOMETOWN/HIGH SCHOOL/PREVIOUS SCHOOL
0	BOO BUIE	G	6-2	SR.	ALBANY, N.Y. / GOULD ACADEMY (MAINE)
1	CHASE AUDIGE	G	6-4	R-SR.	CORAM, N.Y. / THE HILL SCHOOL (PA.) / WILLIAM & MARY
2	NICK MARTINELLI	F	6-7	FY.	GLENVIEW, ILL. / GLENBROOK SOUTH HS
3	TY BERRY	G	6-3	JR.	NEWTON, KAN. / SUNRISE CHRISTIAN
5	JULIAN ROPER II	G	6-3	SO.	DETROIT, MICH. / ST. MARY'S
10	TYDUS VERHOEVEN	F	6-9	GR.	MANTECA, CALIF. / MANTECA HS / UTEP
13	BROOKS BARNHIZER	G	6-6	SO.	LAFAYETTE, IN / JEFFERSON
31	ROBBIE BERAN	F	6-9	SR.	RICHMOND, VA. / COLLEGIATE SCHOOL
33	LUKE HUNGER	F	6-10	FY.	MONTREAL, QUÉBEC / NORTHFIELD MOUNT HERMON (MASS.)
34	MATTHEW NICHOLSON	C	7-0	JR.	CLARKSTON, MICH. / CLARKSTON HS
43	BLAKE SMITH	G	6-6	FY.	BLUE BELL, PA. / GERMANTOWN ACADEMY
53	ROY DIXON III	G	5-11	SR.	ATLANTA, GA. / GREATER ATLANTA CHRISTIAN
54	GUS HURLBURT	F	6-9	FY.	ENDERLIN, N.D. / ENDERLIN HS

RADIO/TV ROSTER




0 BOO BUIE
SR • 6 • 6-2
ALBANY, NY



1 CHASE AUDIGE
R-SR • 6 • 6-4
CORAM, N.Y.



2 NICK MARTINELLI
FY • F • 6-7
GLENVIEW, ILL.




3 TY BERRY
JR • G • 6-3
NEWTON, KS.



5 JULIAN ROPER II
SO • G • 6-3
DETROIT, MI



10 TYDUS VERHOEVEN
GR • F • 6-9
MANTECA, CALIF.



13 BROOKS BARNHIZER
SO • G • 6-6
LAFAYETTE, IN



31 ROBBIE BERAN
R-SR • F • 6-9
RICHMOND, VA.



33 LUKE HUNGER
FY • F • 6-10
MONTREAL, QUEBEC



34 MATTHEW NICHOLSON
JR • G • 7-0
CLARKSTON, MICH.



43 BLAKE SMITH
FY • G • 6-6
BLUE BELL, PA.




53 ROY DIXON III
SR • F • 5-11
ATLANTA, GA.



54 GUS HURLBURT
FY • F • 6-9
ENDERLIN, N.D.



CHRIS COLLINS
HEAD COACH
TENTH YEAR



TALOR BATTLE
ASSISTANT COACH
SECOND YEAR



CHRIS LOWERY
ASSISTANT COACH
FIRST YEAR



BRYANT MCINTOSH
ASSISTANT COACH
FIRST YEAR



BRIAN JAMES
SPECIAL ASST. TO THE HEAD COACH
TENTH YEAR

COACHES & STAFF

NAME	POSITION • YEAR AT NU	ALMA MATER • YEAR
CHRIS COLLINS	HEAD COACH • 10TH	DUKE • 1996
TALOR BATTLE	ASSISTANT COACH • 2ND	PENN STATE • 2011
CHRIS LOWERY	ASSISTANT COACH • 1ST	SOUTHERN ILLINOIS • 1994
BRYANT MCINTOSH	ASSISTANT COACH • 4TH	NORTHWESTERN • 2018
CHRIS LAUTEN	DIR. OF OPERATIONS • 10TH	DUKE • 2008
BRIAN JAMES	SPECIAL ASST. TO THE HC • 10TH	ILLINOIS STATE • 1977

PRO-NUN-CEE-AY-SHUNS

NAME	HOW YA SAY IT
0 BOO BUIE	BOO-EEE
1 CHASE AUDIGE	AWE-DEEJ (RHYMES WITH SIEGE)
5 JULIAN ROPER II	ROPE-ER
10 TYDUS VERHOEVEN	VER-HOO-VIN
13 BROOKS BARNHIZER	BARN-HIZE-ER
31 ROBBIE BERAN	BEAR-AN

» QUICK FACTS

LOCATIONEvanston, Ill.
FOUNDED1851
ENROLLMENT8,194
PRESIDENTMichael Schill
COMBE FAMILY V.P. FOR ATHLETICS & RECREATIONDr. Derrick Gragg
SENIOR WOMAN ADMINISTRATORJanna Blais
FACULTY ATHLETICS REPRESENTATIVEWes Burghardt
HOME FACILITYWelsh-Ryan Arena (7,039)
NICKNAMEWildcats
COLORPurple (#59118e)
CONFERENCEBig Ten

2021-22 OVERALL RECORD15-16
CONFERENCE RECORD (FINISH)7-13 (t10th)
STARTERS RETURNING/LOST4/1
LETTERWINNERS RETURNING/LOST11/4

FIRST YEAR OF BASKETBALL1904-05
OVERALL WON-LOST1,145-1,578-1
NCAA APPEARANCES/LAST1/2017
NIT APPEARANCES/LAST7/2012
LAST POSTSEASON OPPONENTGonzaga, NCAA Second Round
RESULTL, 79-73

ASSOCIATE DIRECTOR OF COMMUNICATIONSJacob Pavilack
EMAIL ADDRESSjacob.pavilack@northwestern.edu
PHONE304-559-7959
OFFICIAL HASHTAG#GoCats

MORE NOTES...

IT'S ALL ABOUT THE D: Northwestern's defense has been its calling card this season. NU ranks 20th nationally and third in the Big Ten holding opponents to an average of 62.4 points per game.

- The 'Cats are 52nd nationally and fourth in the Big Ten allowing opponents to shoot 41.2% from the field.
- Northwestern ranks 44th in the country in opponent field goal percentage on 2-point attempts (46.5%).
- NU's 4.1 blocks per game ranks fourth in the Big Ten.
- NU is second in the Big Ten in steals per game (7.9)
- NU has held 13 opponents to 60 or fewer points this year, its most in a season since 2013-14 (16).

LAST TIME VS. PENN STATE: Northwestern held Penn State to 22 first half points, but could not hold on and fell 67-60 in State College on Feb. 25, 2022.

- **Pete Nance** led the 'Cats with 12 points, and scored 7 in the first half.
- **Boo Buie** totaled 8 points, 7 assists and 2 steals.
- Northwestern won the turnover battle, 14-4.

AUDIGE SIEGE: Chase Audige has been all over the floor this season and is second on the team averaging 14.6 points per game (12th in Big Ten), and is second in the Big Ten and ranks 10th nationally averaging 2.5 steals per game. Audige leads the Big Ten with 69 total steals. He was named to a Naismith Defensive Player of the Year Semifinalist on Feb. 28.

- Audige is sitting on 148 career steals for Northwestern. He ranks 6th in a Northwestern career, the full program leaderboard can be found on Page 4.
- The senior has recorded a career-high 69 steals in 29 games this season. Last year he tallied 42 swipes in 24 games.
- Audige's 69 steals this season are the most by a Wildcat in a single-season since **Patrick Baldwin** recorded 74 in 1992-93, and are third-most in a single-season in program history.
- During his NU career, Audige has recorded four games totaling five steals or more, the most by any Northwestern player since at least 2010-11.
- This season, when Audige records four or more steals in a game, NU is 6-3. When Audige scores 20 or more points in a game, Northwestern is 5-0.
- Audige is the only high major player in the country averaging at least 14 points and 2.4 steals per game. He is one of three players nationally (Jameer Nelson - Delaware, Jaalen House, New Mexico).

THINGS TO NOTE:

- Northwestern is 19-4 this year when scoring 60 or more points. The team suffered its first such loss of the year on Jan. 11 against Rutgers (65-62).
- When NU leads at the half: 15-2
- When NU trails at the half: 4-5
- When NU is tied at the half: 1-2
- **Boo Buie** is 6th in the league averaging 17.2 points per game, while **Chase Audige** ranks 12th posting 14.6 points per game.
- **Boo Buie** also ranks 5th in the conference averaging 4.5 assists per game.
- **Chase Audige** is second in the Big Ten averaging 2.4 steals per game and ranks 11th nationally. **Ty Berry** is 6th in the Big Ten averaging 1.5 steals per game.
- **Matthew Nicholson's** 2.1 offensive boards per game rank

9th in the league. He also ranks 6th with 1.2 blocks per game.

- **Boo Buie** leads the Big Ten shooting 88.7% from the free throw stripe, which is 21st nationally, while **Chase Audige** is 4th in the league at 83.1%.
- As a team, NU's 4.1 blocks per game are 4th in the Big Ten.
- NU's 7.9 steals per game rank 2nd in the Big Ten.
- Northwestern's team free throw percentage of 75.3% ranks 2nd in the Big Ten. **NU's team free throw percentage is currently the third-highest in a single-season in program history, trailing the 1990-91 (76.8%) and 1991-92 (76.3%) teams.**
- The Wildcats lead the Big Ten in turnover margin (4.3) and rank 9th nationally.

BOO! Boo Buie is having a season to remember for Northwestern and is surging during Big Ten play.


- Against Purdue Fort Wayne he became the 39th player in program history to reach 1,000 career points.
- This season, when Buie scores 20 or more points, the Wildcats are 8-4, and when he records five or more assists, the 'Cats are 9-4.
- Buie has scored 20+ points in 11 of NU's 18 Big Ten games.
- Buie is one of four players in the Big Ten leading his team in points and assists, joining Jalen Pickett (Penn State), Jahmir Young (Maryland) and Chucky Hepburn (Wisconsin).
- **During conference-only games, he ranks 5th in the league in scoring averaging 19.3 points per game.**
- He scored a career-high 35 points at Illinois (2/23), becoming the first 'Cat to score 35 in a game since John Shurna against LSU on Nov. 17, 2011. It was his second career 30+ point game, after scoring 30 in the 'Cats upset of then-No. 4 Michigan State in 2020.
- His 1,451 career points rank 13th in program history. The program's career scoring leaders can be found on page 4.
- Buie is leading the Big Ten shooting 88.7% (110-of-124) at the free throw line. He ranks second behind **Jim Stack** (1981, 90.0%) for the highest single-season free throw percentage in program history. The program's single-season free throw leaders can be found on page 4.
- Buie has 424 career assists, which are fourth-most in program history. Assistant coach **Bryant McIntosh** is the school record holder with 700 assists. See below for the full career leaderboard.
- Buie is just the fifth player in program history to record 1,000+ points and 300+ career assists joining McIntosh, **Michael Thompson** (2008-11), **Patrick Baldwin** (1991-94) and **Craig Moore** (2006-09).

NORTHWESTERN CAREER ASSIST LEADERBOARD

RANK	PLAYER	ASSISTS
1.	Bryant McIntosh (2015-18)	700
2.	Michael Thompson (2008-11)	528
3.	Patrick Baldwin (1991-94)	452
4.	Boo Buie (2019-present)	424
5.	Shawn Watts (1984-87)	379
6.	Michael Jenkins (1980-83)	342
7.	Tim Doyle (2005-07)	341
8.	Dave Sobolewski (2012-15)	334
9.	Craig Moore (2006-09)	308
10.	John Shurna (2009-12)	293

CHRIS COLLINS

SULLIVAN-UBBEN HEAD MEN'S BASKETBALL COACH



Chris Collins is in his tenth season at Northwestern. He was named the University's 24th head men's basketball coach on March 27, 2013. He ranks third in school history in wins by a head coach.

Collins guided the Wildcats to heights never before reached during the 2016-17 season. The unforgettable campaign saw Northwestern accumulate a school-record 24 wins while earning the program's first NCAA tournament berth and victory in school history.

NU captured the nation's attention with its outstanding start to the season. An 18-4 start, including a six-game winning streak in Big Ten Conference play – the program's first since 1933 – saw the team crack the top 25 of the AP poll on Jan. 30, the team's first national ranking in seven years. NU went on to record 10 wins in league play, its most since the 1932-33 campaign.

NU was rewarded with an NCAA tournament berth on Selection Sunday and the Wildcats earned a 68-66 victory over Vanderbilt in an opening-round contest in Salt Lake City. Northwestern pushed second-ranked and eventual national runner-up Gonzaga to the limits in the second round before eventually suffering a narrow loss.

Collins' contributions to the program were rewarded by being named one of four national finalists for the Naismith Men's Coach of the Year award. Following the season, Collins agreed to a contract extension that runs through the 2024-25 campaign.

He most recently led the team to a 15-17 record in 2021-22 and knocked off No. 10 Michigan State in East Lansing, his third victory over an AP-Top 10 team. In 2020-21 the 'Cats opened BIG play 3-0, earning a No. 19 ranking from the AP.

Collins came to Evanston after serving on the coaching staff at Duke since July 22, 2000. He was promoted to Associate Head Coach in the summer of 2008. During Collins' 13 seasons on the Blue Devils' staff, Duke posted an overall record of 385-77 while recording eight ACC tournament championships, four ACC regular season titles, eight in-season tournament titles and national championships in 2001 and 2010.

While attending Duke, Collins was a team captain as a senior and four-year letterman from 1993-96. He ranks 11th among Duke's all-time leaders in three-point field goals (209) and 10th in three-point field goal attempts (539). Collins averaged 9.1 points, 2.0 rebounds and 2.4 assists as a collegian. He earned second-team All-ACC honors as a senior.

Collins is the son of former NBA All-Star and head coach, Doug Collins. A native of nearby Northbrook, Illinois, Collins is a 1996 graduate of Duke with a bachelor's degree in sociology.

» THE COLLINS FILE

YEAR	SCHOOL/TEAM	POSITION
1997-98	DETROIT SHOCK (WNBA)	ASSISTANT COACH
1998-2000	SETON HALL	ASSISTANT COACH
2000-08	DUKE	ASSISTANT COACH
2008-13	DUKE	ASSOCIATE HEAD COACH
2013-PRESENT	NORTHWESTERN	HEAD COACH

YEAR	SCHOOL	RECORD	BIG TEN	POSTSEASON
2013-14	NORTHWESTERN	14-19	6-12	—
2014-15	NORTHWESTERN	15-17	6-12	—
2015-16	NORTHWESTERN	20-12	8-10	—
2016-17	NORTHWESTERN	24-12	10-8	NCAA 2nd Rd.
2017-18	NORTHWESTERN	15-17	6-12	—
2018-19	NORTHWESTERN	13-19	4-16	—
2019-20	NORTHWESTERN	8-23	3-17	—
2020-21	NORTHWESTERN	9-15	6-13	—
2021-22	NORTHWESTERN	15-17	7-13	—
2022-23	NORTHWESTERN	20-9	11-7	—
TOTALS	10 SEASONS	153-159	67-120	

EVEN MORE NOTES...

RANKED EM: Northwestern earned a No. 21 ranking this week (Week 15) in the Associated Press Poll. Below are some facts about when the Wildcats are ranked.

- 2022-23 marks the first time NU has been ranked since the 2020-21 season.
- It is the latest Northwestern has been ranked in a season in program history.
- Northwestern has not won a game as a ranked team since 2017-18 when the 'Cats were ranked No. 20 and defeated La Salle, 82-74.
- Northwestern is 12-17 all-time as a ranked team.
- Northwestern hasn't won a Big Ten game as a ranked team since defeating Michigan State 85-71 on Jan. 4, 1969.
- NU's highest all-time ranking is No. 6, which happened two times during the 1958-59 season.

NORTHWESTERN CAREER SCORING LEADERS

RANK	PLAYER	CAREER POINTS
1.	John Shurna, 2009-12	2,038
2.	Drew Crawford, 2010-14	1,920
3.	Billy McKinney, 1974-77	1,900
4.	Evan Eschmeyer, 1995-99	1,805
5.	Michael Thompson, 2008-11	1,689
6.	Bryant McIntosh, 2015-18	1,689
7.	Jim Stack, 1979-83	1,683
8.	Vedran Vukusic, 2002-06	1,581
9.	Kevin Rankin, 1991-94	1,575
10.	Cedric Neloms, 1992-95	1,533
11.	Jitim Young, 2001-04	1,521
12.	Tre Demps, 2012-16	1,518
3.	Boo Buie, 2019-Present	1,447

NORTHWESTERN SINGLE-SEASON FREE THROW% LEADERS MINIMUM 60 ATTEMPTS

RANK	PLAYER	FREE THROW%
1.	Jim Stack (1981)	.900
2.	Boo Buie (2023)	.887
	Jerry Marifke (1979)	.887
	Dan Davis (1969)	.882
5.	Patrick Baldwin (1993)	.880
6.	Bill Sticklen (1948)	.876
7.	Brian Gibson (1980)	.873
	Willie Williams (1975)	.873
9.	Bill Gibbs (1963)	.871
10.	Bryant McIntosh (2017)	.870

60 OR FEWER: Since Chris Collins arrived at Northwestern for the 2013-14 season, the 'Cats have held their opponents to 60 or fewer points 92 times. That ranks fifth in the Big Ten over that span.

BLOCK PARTY: Northwestern has recorded 120 blocks this season, which ranks ninth in a single-season in school history. Last season, the Wildcats rejected 108 shots. Eight of the school's top 10 single-season block totals have come under head coach Chris Collins.

NORTHWESTERN SINGLE-SEASON TEAM FREE THROW% RECORD

RANK	SEASON	FREE THROW%
1.	1990-91	.768
2.	1991-92	.763
3.	2022-23	.753
4.	2016-17	.748
5.	2017-18	.747
6.	1979-80	.745
7.	1975-76	.744
8.	1969-70	.743
9.	2018-19	.735
10.	2014-15	.732

NORTHWESTERN SINGLE-SEASON STEAL LEADERBOARD

RANK	PLAYER	STEALS
1.	Patrick Baldwin, 1991	90
2.	Patrick Baldwin, 1993	74
3.	Chase Audige, 2023	69
4.	Art Aaron, 1984	67
5.	Jitim Young, 2004	66
6.	Patrick Baldwin, 1994	59
	Jeremy Nash, 2010	58
8.	Mohamed Hachad, 2004	57
9.	Craig Moore, 2008	55
	Jitim Young, 2002	55
	Shawn Watts, 1987	55

NORTHWESTERN CAREER STEAL LEADERBOARD

RANK	PLAYER	STEALS
1.	Patrick Baldwin, 1991-94	272
2.	Jitim Young, 2001-04	215
3.	Mohamed Hachad, 2003-06	167
4.	Shawn Watts, 1984-87	161
5.	Michael Thompson, 2008-11	159
6.	Chase Audige, 2020-present	148
7.	Art Aaron, 1981-84	145
8.	Craig Moore, 2006-09	141
9.	Jeremy Nash, 2007-10	129
10.	Kevin Rankin, 1991-94	126

NORTHWESTERN SINGLE-SEASON WINS RECORD

RANK	SEASON	RECORD
1.	2016-17	24-12
2.	2022-23	20-7
	2015-16	20-12
	2010-11	20-14
	2009-10	20-14
6.	2011-12	19-14
7.	2008-09	17-14
	1982-83	17-13
9.	2001-02	16-13
	1930-31	16-1

MORE DEFENSIVE NOTES: Northwestern's 62.5 points allowed this season is the program's best mark since at least 2010-11. The Wildcats last allowed 60 or fewer points per game in a season in 2006-07 (58.7).

COACHING STAFF CHANGES: Head Coach Chris Collins announced staff changes ahead of the 2022-23 campaign:

- **Bryant McIntosh** was elevated to an on-court assistant coach after spending the previous two seasons as assistant director of operations. McIntosh, who was instrumental in the program's 2017 NCAA Tournament berth as a player and the program's all-time assists leader, is the youngest Power 5 assistant coach in the nation at 27 years old.
- Veteran coach **Chris Lowery** comes to Evanston for his first year on staff. Lowery spent the previous 10 years as associate head coach at Kansas State, helping the Wildcats to two Big 12 regular season titles and five NCAA Tournaments. He also has a 145-116 record as a head coach and led his alma mater Southern Illinois to three NCAA Tournaments and 145 wins (2004-12).
- **Brian James**, Collins' longtime right hand man, has slid into an off-court role as special assistant to the head coach after serving as an assistant coach for nine seasons in Evanston. James has over 45 years of experience as a coach in high school, the NBA and college. Collins played for James in high school at nearby Glenbrook North HS.

NEW 'CATS ON THE BLOCK: Northwestern's roster features four first-year student-athletes, headlined by **Luke Hunger** and **Nick Martinelli**. **Blake Smith** and **Gus Hurlburt** round out the class and are both walk-ons.

- Hunger, the first 'Cat to hail from Canada since **Bernard Côté** in 2005-06, was rated the No. 31 power forward and No. 4 overall player from Canada in his class according to 247Sports.
- Martinelli prepped at nearby Glenbrook South HS (9 miles away from Welsh-Ryan Arena) and was ranked the No. 7 player in Illinois by 247Sports.

HEAD COACH CHRIS COLLINS: Sullivan-Ubben Head Men's Basketball Coach Chris Collins is in his 10th season as the program's head coach, the third longest coaching tenure in program history.

- Collins is also third in program history with 153 victories.
- Collins is the fourth-longest tenured coach in the Big Ten, trailing Michigan State's Tom Izzo (28), Purdue's Matt Painter (18) and Iowa's Fran McCaffery (13).
- Collins was featured on the Netflix special The Redeem Team this year for his role as an assistant coach for the 2008 USA Basketball Olympic team in Beijing.

LAST 10 TIMES AGAINST PENN STATE

DATE	RESULT	LOCATION
2/25/22	L, 67-60	State College
1/5/22	L, 74-70	Evanston
1/23/21	L, 81-78	State College
3/7/20	W, 80-69	Evanston
2/15/20	L, 77-61	State College
2/4/19	L, 59-52	Evanston
3/1/18	L, 65-57	New York City
1/20/18	W, 70-61	Rosemont
1/5/18	L, 78-63	State College
12/27/16	L, 87-77	State College

KEEP READING...

HISTORIC WIN AT INDIANA: Northwestern won at No. 15 Indiana 84-83 on Jan. 8, 2023. Below are some historical points about the game.

- Northwestern allowed its most points in a win since defeating then-No. 8 Michigan in overtime 97-93 on March 12, 1994.
- Northwestern ended a 25-game losing skid when facing a ranked Indiana team, winning for the first time since Jan. 11, 1988, 66-64, over the then No. 12 Hoosiers in Evanston.
- NU won back-to-back road games in Bloomington for the first time since 1966-68.
- The win improved NU's conference record to 3-1. The team started with a 3-1 record for the third time in the last 55 seasons. 2020-21 (3-1) and 1967-68 (3-1).
- NU won back-to-back road games over ranked opponents for the first time in program history (defeated No. 20 Michigan State in East Lansing in previous road game).
- The Wildcats have defeated Indiana, Michigan State and Illinois in the same season for the first time since 1967-68

DOWN GOES NO. 1: Northwestern defeated No. 1 Purdue 64-58 on Feb. 12, 2023, its first win in program history over the No. 1 team in the country.

- According to ESPN, Northwestern was previously 0-19 against AP No. 1 teams, which was the second-most losses in the country against the top team, trailing Washington State (0-27).
- Northwestern hadn't played the No. 1 team in the country at home since narrowly falling to Ohio State 58-57 in 2011.
- The win was Northwestern's sixth in program history over a top three team and the first since beating No. 2 Michigan 99-87 in 1977.

RETURN OF THE 'CATS: Chris Collins' squad is among the most experienced in the Big Ten heading into this season. The Wildcats returned four starters for the third-consecutive season, tied for second-most in the conference. The 'Cats return:

- 55.8% of scoring
- 58.3% of minutes
- 46.0% of rebounds
- 57.1% of assists

BERAN BUILDS ON SENIOR SEASON: Northwestern has received another year of improvement from senior **Robbie Beran**. The 6-9 forward has increased his scoring output every year of his career and is averaging career-bests of 8.0 points per game and 4.8 boards per game this year. Beran played in his 100th career game against Illinois, and has not missed a game in his career.

- Beran started the year scoring in double figures in three straight games for the first time in his career.
- When Beran scores in double-figures this season, Northwestern is 8-1.

BILLY MCKINNEY RECEIVES LEGENDARY HONOR:

Northwestern Athletics and Recreation and the Wildcats men's basketball program announced Sunday (Feb. 19) that one of the greatest student-athletes in the history of the University, Billy McKinney (1973-77), will have his jersey retired during the 2023-24 basketball season at Welsh-Ryan Arena. McKinney will be the first student-athlete in school history to have their jersey retired.

- Considered by many the best player in Northwestern history, McKinney scored 1,900 career points, a school record that stood for 35 years, and led the Wildcats

in scoring each season of his career. His 768 made field goals still stand as the program's all-time record. McKinney earned All-Big Ten recognition in all of his four seasons and garnered First Team All-Conference and All-America honors as a senior when he averaged 21.3 points per game. A Wildcat has not made 17 or more field goal attempts in a game since McKinney when he posted 37 points against Notre Dame in 1974. Under head coach Tex Winter, McKinney was named the first three-time team MVP in program history from 1975-77. The Zion, Ill., native also suited up for the Northwestern baseball team, earned his degree in education in 1977, and was inducted to the Northwestern Athletics Hall of Fame in 1986. Since 2019, McKinney has served as the mayor of his hometown, Zion, Ill. The NU great is still heavily involved with the program and is the team's radio color analyst alongside the Voice of the 'Cats, Dave Eanet, on WGN Radio 720. NUDAR annually presents The Billy McKinney Award to the male student-athlete who has exhibited exemplary leadership qualities, constant (110 percent) effort, and a positive attitude that, in his coach's estimation, makes him a "coach's dream."

VIRTUAL PRESS BOX: For all games this season, Northwestern basketball game notes and opponent notes will be available on the team's virtual pressbox, which is accessible via [NUsports.com](https://nusports.com). Printed game notes will not be provided for home games at Welsh-Ryan Arena.



» CAREER HIGHS

POINTS
35, at Illinois (2/23/23)

FG
12, at Illinois (2/23/23)

3PT FG
7, vs. Purdue Fort Wayne (11/18/22)

FREE THROWS MADE
12, at Minnesota (2/25/21)

REBOUNDS
7, (3x), last vs. Wisconsin (1/23/23)

ASSISTS
9, vs. New Orleans (11/16/21)

STEALS
5, vs. Eastern Illinois (11/9/21)

MINUTES
39, (2x) last at Wisconsin (2/5/23)

BLOCKS
3, vs. Purdue (2/12/23)

» SEASON HIGHS

POINTS
35, at Illinois (2/23/23)

FG
12, at Illinois (2/23/23)

3PT FG
7, vs. Purdue Fort Wayne (11/18/22)

FREE THROWS MADE
11, vs. Illinois (1/4/23)

REBOUNDS
7, (2x), last vs. Wisconsin (1/23/23)

ASSISTS
8, (3x), last vs. Iowa (2/19/23)

STEALS
3, (2x), last vs. Purdue (2/12/23)

MINUTES
39, at Wisconsin (2/5/23)

BLOCKS
3, vs. Purdue (2/12/23)

» TRACKING Season Career

10+ points	26	76
10+ rebounds	0	0
5+ assists	13	38
Double-doubles	0	0

0 BOO BUIE SR. • G • 6-2 • ALBANY, N.Y. / GOULD ACADEMY (MAINE)

» NEWS & NOTES

2022-23: Ranks fifth in the Big Ten among returning scorers from the 2021-22 season, averaging 14.1 points per game ... Posted 16 points, 7 boards and 6 assists in the season-opener, first NU player to post those numbers in a game since 2017 (11/7) ... Scored 12 points, all in the second half, in a road win at Georgetown (11/16) ... Became the 39th player in program history to reach 1,000 career points with a season-high 28-point performance against Purdue Fort Wayne (11/18) ... Hit a career-high 7 threes against the Mastodons, the most by a Wildcat since 2018 ... Had 20 points in the win at No. 20 Michigan State, third career 20+ point game against the Spartans ... Posted 15 points in the win over Illinois (1/4), with 11 points coming at the free throw stripe ... Scored in double-figures in 26 of team's 29 games ... Scored 20+ points in 7 of last 10 games ... Season-high 8 assists vs. Minnesota (1/28) ... Scored a team-high 23 points and tied season-high of 8 assists vs. Michigan (2/2), combined to assist or score 17 of team's 21 field goals ... Named Big Ten Player of the Week (and NCAA March Madness POTW) on Feb. 13, averaged 22.5 points, 4.0 assists, 2.0 steals and 1.5 blocked shots, including 26 points in win over No. 1 Purdue (2/13) ... Hit game winning shot with 4 seconds left to defeat No. 14 Indiana at home (2/15) ... Tied season-high of 8 assists against Iowa (2/19) ... Scored career-high 35 points at Illinois (2/23), the most in a game since John Shurna (35 points) vs. LSU in 2011.

2021-22: Led the team and ranked seventh in the Big Ten with 134 assists ... Ranked second on the team in points (436) and 3-point field goals (148) ... Ranked fifth in the Big Ten and led the team shooting 79.6% (78-for-98) at the free throw line ... First NU player to average 14+ points and 4+ assists per game since Bryant McIntosh (2016-17).

2020-21: Named the Big Ten Player of the Week for the first time in his career after scoring a career-high 30 points in a win over No. 4 Michigan State (12/20).

PERSONAL: Born Daniel Buie ... Brother of Northwestern assistant coach Tabor Battle.

Opponent	Date	GS	MIN	Total		3-Pointers		Free throws		Rebounds											
				FG-FGA	PCT	3FG-3FGA	PCT	FT-FTA	PCT	OFF	DEF	TOT	AVG	PF	A	TO	BLK	STL	PTS	AVG	
Chicago St.	11/07/2022	*	30:47	4-9	.444	1-1	1.000	7-8	.875	1	6	7	7.0	3	6	6	0	1	16	16.0	
NIU	11/11/2022	*	36:23	5-15	.333	1-4	.250	2-2	1.000	3	3	6	6.5	0	7	1	0	1	13	14.5	
at Georgetown	11/15/2022	*	32:12	5-15	.333	2-6	.333	0-0	.000	0	1	1	4.7	2	6	5	0	0	12	13.7	
Purdue Fort Wayne	11/18/2022	*	36:21	9-18	.500	7-13	.538	3-4	.750	0	4	4	4.5	2	3	2	0	2	28	17.7	
vs Liberty	11/22/2022	*	27:12	1-8	.125	1-4	.250	2-2	1.000	0	2	2	4.0	3	1	3	2	1	5	14.8	
vs Auburn	11/23/2022	*	37:05	3-13	.231	0-6	.000	0-0	.000	1	4	5	4.2	2	3	3	0	2	6	13.3	
Pittsburgh	11/28/2022	*	32:31	4-10	.400	2-8	.250	0-0	.000	0	3	3	4.0	2	5	2	0	1	10	12.9	
at Michigan St.	12/04/2022	*	36:40	6-14	.429	1-5	.200	7-7	1.000	0	5	5	4.1	3	3	4	0	1	20	13.8	
Prairie View	12/11/2022	*	38:23	4-15	.267	2-7	.286	2-3	.667	0	5	5	4.2	2	7	1	0	1	12	13.6	
DePaul	12/17/2022	*	28:55	5-16	.313	4-12	.333	3-3	1.000	0	3	3	4.1	2	2	5	0	1	17	13.9	
UIC	12/20/2022	*	24:04	7-12	.583	2-6	.333	0-0	.000	0	2	2	3.9	0	5	0	0	1	16	14.1	
Brown	12/29/2022	*	35:03	6-18	.333	1-7	.143	2-2	1.000	0	1	1	3.7	2	4	1	0	1	15	14.2	
Ohio St.	01/01/2023	*	34:36	3-15	.200	3-10	.300	1-2	.500	0	3	3	3.6	1	3	1	0	1	10	13.8	
Illinois	01/04/2023	*	28:41	2-13	.154	0-4	.000	11-12	.917	0	1	1	3.4	4	4	1	0	1	15	13.9	
at Indiana	01/08/2023	*	35:03	10-18	.556	1-4	.250	5-6	.833	0	3	3	3.4	2	2	2	0	1	26	14.7	
Rutgers	01/11/2023	*	38:44	4-13	.308	1-6	.167	4-4	1.000	0	1	1	3.3	1	7	4	0	0	13	14.6	
at Michigan	01/15/2023	*	36:19	8-18	.444	1-6	.167	5-6	.833	0	3	3	3.2	2	5	6	0	0	22	15.1	
Wisconsin	01/23/2023	*	36:37	7-15	.467	1-4	.250	5-6	.833	0	7	7	3.4	3	5	1	0	1	20	15.3	
at Nebraska	01/25/2023	*	35:41	5-9	.556	3-5	.600	4-4	1.000	1	4	5	3.5	2	2	2	0	0	17	15.4	
Minnesota	01/28/2023	*	36:58	9-20	.450	1-5	.200	2-2	1.000	1	1	2	3.5	1	8	1	0	3	21	15.7	
at Iowa	01/31/2023	*	32:11	6-13	.462	1-5	.200	7-7	1.000	0	3	3	3.4	3	3	2	0	3	20	15.9	
Michigan	02/02/2023	*	37:48	9-19	.474	3-6	.500	2-2	1.000	1	3	4	3.5	1	8	4	0	1	23	16.2	
at Wisconsin	02/05/2023	*	38:51	4-10	.400	1-5	.200	4-5	.800	0	3	3	3.4	2	4	3	0	0	13	16.1	
at Ohio St.	02/09/2023	*	35:42	6-10	.600	2-3	.667	5-6	.833	1	1	2	3.4	1	5	4	0	1	19	16.2	
Purdue	02/12/2023	*	37:25	9-20	.450	1-6	.167	7-9	.778	2	2	4	3.4	2	3	2	3	3	26	16.6	
Indiana	02/15/2023	*	37:29	7-13	.538	1-5	.200	6-6	1.000	0	6	6	3.5	3	4	1	0	2	21	16.8	
Iowa	02/19/2023	*	36:21	6-11	.545	3-5	.600	8-8	1.000	1	3	4	3.5	1	8	1	0	1	23	17.0	
at Illinois	02/23/2023	*	34:55	12-24	.500	6-11	.545	5-6	.833	1	2	3	3.5	1	0	3	0	0	35	17.6	
at Maryland	02/26/2023	*	36:57	1-9	.111	1-5	.200	1-2	.500	2	0	2	3.4	3	8	2	0	0	4	17.2	
Totals			29	1005:54	167-413	.404	54-174	.310	110-124	.887	15	85	100	3.4	56	131	73	5	31	498	17.2

Player Averages

Games Played	Minutes/game	Points/game	FG Pct	3FG Pct	FT Pct	Rebounds/game	Assists/game	Turnovers/game	Assist/Turnover ratio	Steals/game	Blocks/game
29	34.7	17.2	40.4	31.0	88.7	3.4	4.5	2.5	1.8	1.1	0.2

				Field Goals		3-Point		F-Throws		Rebounds									Scoring	
SEASON	TEAM	GP-GS	MIN/AVG	FG-FGA	FG%	3FG-3FGA	3FG%	FT-FTA	FT%	OFF	DEF	TOT	AVG	PF-FO	A	TO	BLK	STL	PTS	AVG
2019-20	NU	26-11	650/25.0	96-255	.376	31-110	.282	46-65	.708	4	51	55	2.1	60-0	63	48	3	17	269	10.3
2020-21	NU	24-19	643/26.8	82-222	.369	41-114	.360	43-55	.782	6	49	55	2.3	52-1	96	48	1	15	248	10.3
2021-22	NU	31-30	917/29.6	148-373	.397	62-182	.341	78-98	.796	14	64	78	2.5	58-0	134	58	3	24	436	14.1
2022-23	NU	29-29	1006/34.7	167-413	.404	54-174	.310	110-124	.887	15	85	100	3.4	56-0	131	73	5	31	498	17.2
TOTAL		110-89	3216/29.2	493-1263	.390	188-580	.324	277-342	.810	39	249	288	2.6	226-1	424	227	12	87	1451	13.2



» CAREER HIGHS
POINTS

28, vs. DePaul (12/17/22)

FG

11, (2x), last vs. DePaul (12/17/22)

3PT FG

6, vs. DePaul (12/17/22)

FREE THROWS MADE

10, vs. Brown (12/29/22)

REBOUNDS

10, vs. Delaware (2/2/19)*

ASSISTS

9, vs. Chicago State (11/7/22)

STEALS

6, at Indiana (1/8/23)

MINUTES

50, vs. Hofstra (1/10/19)*

BLOCKS

4, vs. Prairie View AGM (12/11/22)

» SEASON HIGHS
POINTS

28, vs. DePaul (12/17/22)

FG

11, vs. DePaul (12/17/22)

3PT FG

6, vs. DePaul (12/17/22)

FREE THROWS MADE

10, vs. Brown (12/29/22)

REBOUNDS

7, at Wisconsin (2/5/23)

ASSISTS

9, vs. Chicago State (11/7/22)

STEALS

6, at Indiana (1/8/23)

MINUTES

40, at Wisconsin (2/5/23)

BLOCKS

4, vs. Prairie View AGM (12/11/22)

* at William & Mary

» TRACKING Season Career

10+ points	23	63
10+ rebounds	0	1
5+ assists	2	7
Double-doubles	0	1

1 CHASE AUDIGE R-SR • G • 6-4 • CORAM, N.Y. / THE HILL SCHOOL (PA.) (WILLIAM & MARY)

» NEWS & NOTES

2022-23: Dished out a career-high nine assists in the season-opener against Chicago State (11/7) ... Scored 13 of team-high 17 points in the second half in a road win at Georgetown (11/15) ... Against Purdue Fort Wayne, became the first Wildcat with 4+ steals and 3+ blocks since 2012 ... Named to Cancun Challenge All-Tournament Team ... Named Fisher-McGrath MVP for scoring a career-high 28 points in the win over DePaul ... First NU player since at least 2010-11 to post 25+ points and 5+ steals in the same game ... Scored 24 points against Brown (12/29) and reached 1,000 career points ... Scored 20+ points for the third time this year, dropping 21 points in the win over Illinois (1/4) ... Leads the Big Ten in steals ... Ranks 7th in program history for steals in a career ... Naismith DPOY Semifinalist honoree ... Scored 15 points, including 10 points in the last 4 minutes to beat No. 1 Purdue (2/12), also hit the go-ahead three ... Due to foul trouble, played a season-low 20 minutes against Iowa (2/19) ... Recorded four steals at Illinois (2/23) ... Ranks third in program history in single-season steals.

2021-22: Led the team by recording 42 steals, and his 1.8 steals per game ranked second in the Big Ten ... First Northwestern player to average at least 1.8 steals per game since Jeff Ryan (2009-10) ... Finished third on the team in scoring ... Scored in double figures 12 times ... Missed the first seven games of the year with a hip injury ... Hit a free throw with 18 seconds left in the second half to give Northwestern the lead and win over Nebraska in the Big Ten Tournament (3/9).

2020-21: Led the Wildcats with 112 made field goals, 295 points, and 37 steals, which were the third highest total in the Big Ten ... Finished second on the team with 40 made three-pointers, 10 blocks, 44 assists, and 28.1 minutes per game ... Scored 20+ points three times.

2019-20: Sat out at Northwestern due to NCAA transfer rules.

2018-19 (at William & Mary): Named to CAA All-Rookie Team ... Finished the year 4th in CAA with 1.5 steals per game, his 44 steals on the season ranked 2nd in WGM history.

Opponent	Date	GS	MIN	Total		3-Pointers		Free throws		Rebounds				PF	A	TO	BLK	STL	PTS	AVG	
				FG-FGA	PCT	3FG-3FGA	PCT	FT-FTA	PCT	OFF	DEF	TOT	AVG								
Chicago St.	11/07/2022	*	29:55	2-7	.286	2-4	.500	7-7	1.000	0	4	4	4.0	3	9	3	0	2	13	13.0	
NIU	11/11/2022	*	35:03	2-9	.222	0-6	.000	2-2	1.000	1	3	4	4.0	2	3	3	0	4	6	9.5	
at Georgetown	11/15/2022	*	27:35	6-16	.375	4-9	.444	1-2	.500	3	1	4	4.0	4	4	1	0	0	17	12.0	
Purdue Fort Wayne	11/18/2022	*	29:37	2-6	.333	1-4	.250	2-2	1.000	1	3	4	4.0	0	6	5	3	4	7	10.8	
vs Liberty	11/22/2022	*	39:08	7-11	.636	3-5	.600	3-4	.750	0	2	2	3.6	2	5	4	0	2	20	12.6	
vs Auburn	11/23/2022	*	31:31	4-14	.286	1-4	.250	1-2	.500	1	2	3	3.5	3	0	1	3	2	10	12.2	
Pittsburgh	11/28/2022	*	30:44	5-13	.385	3-7	.429	1-2	.500	0	3	3	3.4	5	2	3	0	2	14	12.4	
at Michigan St.	12/04/2022	*	27:38	5-12	.417	3-6	.500	2-2	1.000	0	3	3	3.4	3	1	2	0	4	15	12.8	
Prairie View	12/11/2022	*	30:46	4-14	.286	1-6	.167	2-2	1.000	2	4	6	3.7	3	3	3	4	3	11	12.6	
DePaul	12/17/2022	*	33:11	11-19	.579	6-10	.600	0-0	.000	0	3	3	3.6	2	3	1	0	5	28	14.1	
UIC	12/20/2022	*	28:53	8-16	.500	1-5	.200	2-2	1.000	1	3	4	3.6	3	5	0	1	19	14.5		
Brown	12/29/2022	*	38:28	6-15	.400	2-6	.333	10-10	1.000	0	2	2	3.5	2	1	4	1	2	24	15.3	
Ohio St.	01/01/2023	*	36:30	6-17	.353	2-9	.222	2-4	.500	0	2	2	3.4	2	2	1	0	1	16	15.4	
Illinois	01/04/2023	*	32:22	5-14	.357	4-9	.444	7-8	.875	0	2	2	3.3	1	0	2	1	4	21	15.8	
at Indiana	01/08/2023	*	31:03	5-14	.357	1-3	.333	8-10	.800	0	1	1	3.1	2	8	2	0	6	19	16.0	
Rutgers	01/11/2023	*	36:50	4-12	.333	2-7	.286	2-2	1.000	1	2	3	3.1	2	3	1	3	2	12	15.8	
at Michigan	01/15/2023	*	34:22	3-14	.214	2-7	.286	0-0	.000	3	1	4	3.2	3	3	0	0	5	8	15.3	
Wisconsin	01/23/2023	*	38:35	6-15	.400	2-5	.400	2-2	1.000	1	2	3	3.2	4	0	0	0	0	16	15.3	
at Nebraska	01/25/2023	*	34:00	6-11	.545	1-4	.250	2-2	1.000	2	4	6	3.3	2	4	5	0	2	15	15.3	
Minnesota	01/28/2023	*	36:24	9-14	.643	3-6	.500	3-3	1.000	0	4	4	3.4	1	2	1	1	1	24	15.8	
at Iowa	01/31/2023	*	36:56	7-19	.368	1-5	.200	0-0	.000	0	2	2	3.3	3	2	2	0	2	15	15.7	
Michigan	02/02/2023	*	36:19	4-16	.250	0-7	.000	2-4	.500	1	1	2	3.2	1	1	2	0	4	10	15.5	
at Wisconsin	02/05/2023	*	40:00	5-13	.385	1-3	.333	0-0	.000	0	7	7	3.4	2	3	2	1	0	11	15.3	
at Ohio St.	02/09/2023	*	37:20	3-12	.250	3-7	.429	3-5	.600	1	2	3	3.4	3	4	2	1	2	12	15.1	
Purdue	02/12/2023	*	39:19	6-16	.375	3-12	.250	0-0	.000	0	2	2	3.3	2	2	3	0	2	15	15.1	
Indiana	02/15/2023	*	32:59	5-16	.313	4-10	.400	0-0	.000	0	1	1	3.2	2	2	1	0	1	14	15.1	
Iowa	02/19/2023	*	20:09	3-7	.429	1-1	1.000	0-0	.000	1	3	4	3.3	4	2	2	1	2	7	14.8	
at Illinois	02/23/2023	*	38:00	3-14	.214	1-3	.333	0-0	.000	2	1	3	3.3	3	2	4	0	4	7	14.5	
at Maryland	02/26/2023	*	36:34	7-12	.583	2-5	.400	0-0	.000	0	2	2	3.2	2	1	3	0	0	16	14.6	
Totals			29	980:12	149-388	.384	60-175	.343	64-77	.831	21	72	93	3.2	71	81	68	19	69	422	14.6

Player Averages

Games Played	Minutes/game	Points/game	FG Pct	3FG Pct	FT Pct	Rebounds/game	Assists/game	Turnovers/game	Assist/Turnover ratio	Steals/game	Blocks/game
29	33.8	14.6	38.4	34.3	83.1	3.2	2.8	2.3	1.2	2.4	0.7

				Field Goals		3-Point		F-Throws		Rebounds				Scoring						
SEASON	TEAM	GP-GS	MIN/AVG	FG-FGA	FG%	3FG-3FGA	3FG%	FT-FTA	FT%	OFF	DEF	TOT	AVG	PF-FO	A	TO	BLK	STL	PTS	AVG
2018-19	W&M	31-20	909/29.3	108-230	.470	39-105	.371	42-62	.677	34	92	126	4.1	92-1	75	57	17	44	297	9.6
2020-21	NU	24-23	676/28.2	112-277	.404	40-118	.339	31-57	.544	19	69	88	3.7	70-2	44	55	10	37	295	12.3
2021-22	NU	24-24	644/26.8	88-260	.338	27-108	.250	33-46	.717	30	71	101	4.2	63-2	46	32	8	42	236	9.8
2022-23	NU	29-29	980/33.8	149-388	.384	60-175	.343	64-77	.831	21	72	93	3.2	71-1	81	68	19	69	422	14.6
TOTAL FOR NU		77-76	2300/29.9	349-925	.377	127-401	.317	128-180	.711	70	212	282	3.7	204-5	171	155	37	148	953	12.4
TOTAL		108-96	3210/29.7	457-1155	.396	166-506	.328	170-242	.702	104	304	408	3.8	296-6	246	212	54	192	1250	11.6



2

NICK MARTINELLI

FY • F • 6-7 • GLENVIEW, ILL. / GLENBROOK SOUTH HS

» NEWS & NOTES

2022-23: Saw his first extended playing time of his career, playing 16 minutes and scoring seven points against Pitt ... Did not play for over a month before entering the regular rotation against Wisconsin (1/23) ... Tied for the team-lead in rebounds with 5 against Minnesota (1/28) ... Scored a career-high 9 points at Iowa (1/31), becoming the first NU first-year to score 9 or more points off the bench since Jared Coleman-Jones in 2020.

PRIOR TO NORTHWESTERN: Scored 1,331 career points at Glenbrook South HS ... Averaged 22.8 points and 6.6 rebounds per game as a senior, and led the Titans to a 33-3 record ... Named first-team Class 4A all-state by both the Associated Press and Illinois Basketball Coaches Association ... According to 247Sports, ranked the No. 7 player in the state of Illinois ... Three-star prospect ... Averaged 21.8 points and 5.9 boards per game as a junior, earning all-state and all-league accolades.

PERSONAL: Both older brothers played college basketball, Dom played his freshman season (2020-21) at Northwestern as a preferred walk-on before transferring to St. Thomas ... Eldest brother Jimmy, was a four-year starter at NVU from 2016-20 ... Went to high school nine miles away from Welsh-Ryan Arena ... Originally committed to Elon.

» CAREER HIGHS

POINTS

9, at Iowa (1/31/23)

FG

3, (3x), last at Wisconsin (2/5/23)

3PT FG

1, (3x), last vs. Iowa (2/19/23)

FREE THROWS MADE

2, at Iowa (1/31/23)

REBOUNDS

5, vs. Minnesota (1/28/23)

ASSISTS

2, vs. Pitt (11/28/22)

STEALS

2, vs. Iowa (2/19/23)

MINUTES

16, (2x), last at Iowa (1/31/23)

BLOCKS

N/A

» SEASON HIGHS

POINTS

9, at Iowa (1/31/23)

FG

3, (3x), last at Wisconsin (2/5/23)

3PT FG

1, (3x), last vs. Iowa (2/19/23)

FREE THROWS MADE

2, at Iowa (1/31/23)

REBOUNDS

5, vs. Minnesota (1/28/23)

ASSISTS

2, vs. Pitt (11/28/22)

STEALS

2, vs. Iowa (2/19/23)

MINUTES

16, (2x), last at Iowa (1/31/23)

BLOCKS

N/A

» TRACKING Season Career

10+ points	0	0
10+ rebounds	0	0
5+ assists	0	0
Double-doubles	0	0

Opponent	Date	GS	MIN	Total		3-Pointers		Free throws		Rebounds				PF	A	TO	BLK	STL	PTS	AVG
				FG-FGA	PCT	3FG-3FGA	PCT	FT-FTA	PCT	OFF	DEF	TOT	AVG							
Chicago St.	11/07/2022		03:47	0-2	.000	0-0	.000	0-0	.000	0	0	0	0.0	1	0	0	0	1	0	0.0
vs Liberty	11/22/2022		00:52	0-0	.000	0-0	.000	0-0	.000	0	0	0	0.0	1	0	0	0	0	0	0.0
Pittsburgh	11/28/2022		16:14	3-7	.429	1-2	.500	0-0	.000	3	1	4	1.3	0	2	0	0	0	7	2.3
Wisconsin	01/23/2023		04:25	0-0	.000	0-0	.000	0-0	.000	1	0	1	1.3	0	0	0	0	0	0	1.8
at Nebraska	01/25/2023		10:36	2-3	.667	0-0	.000	0-0	.000	0	1	1	1.2	1	0	2	0	1	4	2.2
Minnesota	01/28/2023		11:49	0-0	.000	0-0	.000	2-2	1.000	4	1	5	1.8	0	0	1	0	0	2	2.2
at Iowa	01/31/2023		16:05	3-3	1.000	1-1	1.000	2-3	.667	1	0	1	1.7	0	0	0	0	0	9	3.1
Michigan	02/02/2023		02:57	0-0	.000	0-0	.000	0-0	.000	0	0	0	1.5	0	0	0	0	0	0	2.8
at Wisconsin	02/05/2023		15:05	3-3	1.000	0-0	.000	0-3	.000	0	0	0	1.3	0	0	0	0	0	6	3.1
at Ohio St.	02/09/2023		14:26	2-4	.500	0-1	.000	0-0	.000	0	0	0	1.2	1	1	1	0	0	4	3.2
Purdue	02/12/2023		10:51	1-2	.500	0-0	.000	1-2	.500	2	0	2	1.3	1	0	0	0	0	3	3.2
Indiana	02/15/2023		10:26	1-2	.500	0-0	.000	0-0	.000	1	1	2	1.3	2	0	0	0	0	2	3.1
Iowa	02/19/2023		08:05	1-4	.250	1-2	.500	0-0	.000	0	1	1	1.3	0	0	0	0	2	3	3.1
at Illinois	02/23/2023		03:16	0-2	.000	0-0	.000	0-0	.000	1	0	1	1.3	0	0	0	0	0	0	2.9
at Maryland	02/26/2023		12:38	1-1	1.000	0-0	.000	0-0	.000	1	0	1	1.3	0	0	0	0	0	2	2.8
Totals		0	141:31	17-33	.515	3-6	.500	5-10	.500	14	5	19	1.3	7	3	4	0	4	42	2.8

Player Averages

Games Played	Minutes/game	Points/game	FG Pct	3FG Pct	FT Pct	Rebounds/game	Assists/game	Turnovers/game	Assist/Turnover ratio	Steals/game	Blocks/game
15	9.4	2.8	51.5	50.0	50.0	1.3	0.2	0.3	0.8	0.3	0.0

				Field Goals		3-Point		F-Throws		Rebounds									Scoring	
SEASON	TEAM	GP-GS	MIN/AVG	FG-FGA	FG%	3FG-3FGA	3FG%	FT-FTA	FT%	OFF	DEF	TOT	AVG	PF-FO	A	TO	BLK	STL	PTS	AVG
2022-23	NU	15-0	142/9.4	17-33	.515	3-6	.500	5-10	.500	14	5	19	1.3	7-0	3	4	0	4	42	2.8
TOTAL		15-0	142/9.4	17-33	.515	3-6	.500	5-10	.500	14	5	19	1.3	7-0	3	4	0	4	42	2.8



» CAREER HIGHS
POINTS

26, at Nebraska (1/25/22)

FG

10, at Nebraska (1/25/22)

3PT FG

6, at Nebraska (1/23/22)

FREE THROWS MADE

7, vs. Liberty (11/22/22)

REBOUNDS

11, (2x), last at Indiana (1/8/23)

ASSISTS

4, vs. Illinois-Springfield (12/20/21)

STEALS

4, vs. Liberty (11/22/22)

MINUTES

36, (2x), last at Illinois (2/23/23)

BLOCKS

2, (2x), last vs. Chicago State (11/7/22)

» SEASON HIGHS
POINTS

26, at Nebraska (1/25/22)

FG

10, at Nebraska (1/25/22)

3PT FG

6, at Nebraska (1/23/22)

FREE THROWS MADE

7, vs. Liberty (11/22/22)

REBOUNDS

11, (2x), last at Indiana (1/8/23)

ASSISTS

3, (3x), last vs. Iowa (2/19/23)

STEALS

4, vs. Liberty (11/22/22)

MINUTES

36, at Illinois (2/23/23)

BLOCKS

2, vs. Chicago State (11/7/22)

» TRACKING Season Career

10+ points	11	24
10+ rebounds	2	2
5+ assists	0	0
Double-doubles	2	2

3 TY BERRY JR. • G • 6-3 • NEWTON, KS. / SUNRISE CHRISTIAN

» NEWS & NOTES

2022-23: Only returning player in the Big Ten to shoot 38% or better from behind the arc (min. 200 attempts) over the last two seasons ... Recorded first career double-double against Northern Illinois, tallying 11 points and a career-high 11 rebounds (11/11) ... Named to Cancun Challenge All-Tournament Team ... Scored 13 points, with 10 coming in the second half, in a win over Illinois (1/4) ... Also made his 100th career 3-pointer against the Illini ... Averaging career-best marks in points and rebounds ... Posting the best steal numbers of his career ... Rebounding average has doubled from last year ... Scored in double-figures in five straight games from 12/29 to 1/11, the longest stretch of his career ... Had a career-high 26 points, with 21 coming in the first half at Nebraska (1/25) ... Grabbed a team-high 7 boards in the win over No. 1 Purdue (2/12), his most over a 9 game stretch.

2021-22: Finished second on the team making 54 3-pointers ... Recorded the second-highest 3-point field goal percentage (38.8%) on the team ... Ranked fifth on the team in scoring ... Started the first 16 games of the season ... Made his first collegiate start scoring 13 points and totaling six rebounds against Eastern Illinois (11/9) ... Led the team with a career-high 23 points while grabbing six rebounds against Ohio State (1/9) ... Scored in double-figures for three straight games against Nebraska (2/22), Penn State (2/25) and Iowa (2/28) ... Tied his career-high with five threes and scored 19 points at Iowa (2/28).

2020-21: Led the team among players with at least 20 three-point attempts shooting 36.5% from behind the arc ... Finished third on the team with 18 steals ... Made his final six shots of the game and scored 14 second half points in a win over Chicago State (12/5).

PRIOR TO NORTHWESTERN: Ranked as the No. 2 guard in the state of Kansas... a two-time All-Metro selection at Newton HS before transferring to Sunrise Christian... averaged 12.3 points, 3.4 assists and 2.3 steals while playing on the Under Armour Association ... Ranked as a 4-star recruit by 247 Sports.

Opponent	Date	GS	MIN	Total		3-Pointers		Free throws		Rebounds				PF	A	TO	BLK	STL	PTS	AVG
				FG-FGA	PCT	3FG-3FGA	PCT	FT-FTA	PCT	OFF	DEF	TOT	AVG							
Chicago St.	11/07/2022	*	31:46	5-14	.357	4-10	.400	0-1	.000	1	6	7	7.0	1	1	1	2	1	14	14.0
NIU	11/11/2022	*	32:41	4-9	.444	2-7	.286	1-2	.500	2	9	11	9.0	2	2	1	0	3	11	12.5
at Georgetown	11/15/2022	*	24:57	3-8	.375	3-8	.375	0-0	.000	0	7	7	8.3	1	2	0	0	0	9	11.3
Purdue Fort Wayne	11/18/2022	*	23:59	2-8	.250	0-2	.000	0-0	.000	0	2	2	6.8	2	2	2	0	2	4	9.5
vs Liberty	11/22/2022	*	34:57	5-10	.500	2-3	.667	7-7	1.000	1	6	7	6.8	1	3	1	1	4	19	11.4
vs Auburn	11/23/2022	*	26:07	2-9	.222	1-6	.167	4-4	1.000	1	2	3	6.2	2	0	1	0	1	9	11.0
Pittsburgh	11/28/2022	*	29:52	2-10	.200	1-8	.125	2-2	1.000	0	5	5	6.0	3	1	1	0	1	7	10.4
at Michigan St.	12/04/2022	*	29:48	4-9	.444	3-8	.375	0-0	.000	0	5	5	5.9	0	0	1	0	3	11	10.5
Prairie View	12/11/2022	*	28:09	2-8	.250	1-6	.167	2-2	1.000	2	3	5	5.8	2	2	0	0	0	7	10.1
DePaul	12/17/2022	*	28:27	2-6	.333	2-5	.400	0-0	.000	0	4	4	5.6	2	3	0	1	2	6	9.7
UIC	12/20/2022	*	26:05	1-8	.125	0-5	.000	0-0	.000	3	4	7	5.7	1	2	0	0	3	2	9.0
Brown	12/29/2022	*	26:27	4-9	.444	1-3	.333	3-3	1.000	0	5	5	5.7	2	0	0	0	3	12	9.3
Ohio St.	01/01/2023	*	22:14	4-11	.364	2-7	.286	1-1	1.000	0	1	1	5.3	0	0	1	0	1	11	9.4
Illinois	01/04/2023	*	23:52	3-6	.500	2-3	.667	5-6	.833	0	1	1	5.0	2	1	1	0	2	13	9.6
at Indiana	01/08/2023	*	30:11	4-9	.444	2-5	.400	3-4	.750	4	7	11	5.4	5	2	1	0	2	13	9.9
Rutgers	01/11/2023	*	23:38	5-10	.500	2-6	.333	1-2	.500	1	1	2	5.2	1	0	1	0	0	13	10.1
at Michigan	01/15/2023	*	16:25	0-3	.000	0-0	.000	3-3	1.000	0	2	2	5.0	0	0	1	0	0	3	9.6
Wisconsin	01/23/2023	*	27:20	1-3	.333	0-0	.000	0-0	.000	0	5	5	5.0	3	0	1	0	0	2	9.2
at Nebraska	01/25/2023	*	33:11	10-17	.588	6-12	.500	0-0	.000	0	3	3	4.9	3	2	1	0	2	26	10.1
Minnesota	01/28/2023	*	25:50	1-3	.333	1-2	.500	0-0	.000	0	3	3	4.8	4	2	0	0	0	3	9.8
at Iowa	01/31/2023	*	28:07	3-6	.500	1-3	.333	0-0	.000	0	3	3	4.7	0	1	1	0	1	7	9.6
Michigan	02/02/2023	*	19:08	1-4	.250	0-3	.000	0-0	.000	0	4	4	4.7	0	2	0	1	0	2	9.3
at Wisconsin	02/05/2023	*	16:00	0-4	.000	0-2	.000	0-0	.000	1	4	5	4.7	2	0	1	0	1	0	8.9
at Ohio St.	02/09/2023	*	18:39	1-7	.143	1-6	.167	0-0	.000	0	2	2	4.6	3	0	1	0	2	3	8.6
Purdue	02/12/2023	*	32:25	1-6	.167	0-3	.000	3-4	.750	2	5	7	4.7	1	2	0	0	3	5	8.5
Indiana	02/15/2023	*	31:53	2-8	.250	1-6	.167	4-4	1.000	1	2	3	4.6	1	0	0	0	2	9	8.5
Iowa	02/19/2023	*	35:00	5-10	.500	3-6	.500	3-4	.750	0	3	3	4.6	2	3	3	0	1	16	8.8
at Illinois	02/23/2023	*	35:49	1-8	.125	0-3	.000	0-0	.000	0	7	7	4.6	3	0	3	0	3	2	8.5
at Maryland	02/26/2023	*	25:57	1-8	.125	1-5	.200	3-3	1.000	0	6	6	4.7	3	0	0	0	1	6	8.4
Totals		29	788:55	79-231	.342	42-143	.294	45-52	.865	19	117	136	4.7	52	33	24	5	44	245	8.4

Player Averages

Games Played	Minutes/game	Points/game	FG Pct	3FG Pct	FT Pct	Rebounds/game	Assists/game	Turnovers/game	Assist/Turnover ratio	Steals/game	Blocks/game
29	27.2	8.4	34.2	29.4	86.5	4.7	1.1	0.8	1.4	1.5	0.2

				Field Goals		3-Point		F-Throws		Rebounds									Scoring	
SEASON	TEAM	GP-GS	MIN/AVG	FG-FGA	FG%	3FG-3FGA	3FG%	FT-FTA	FT%	OFF	DEF	TOT	AVG	PF-FO	A	TO	BLK	STL	PTS	AVG
2020-21	NU	22-0	320/14.5	37-92	.402	23-63	.365	15-25	.600	4	29	33	1.5	24-0	19	11	3	18	112	5.1
2021-22	NU	31-16	688/22.2	78-201	.388	54-139	.388	20-30	.667	4	66	70	2.3	59-1	34	21	4	21	230	7.4
2022-23	NU	29-29	789/27.2	79-231	.342	42-143	.294	45-52	.865	19	117	136	4.7	52-1	33	24	5	44	245	8.4
TOTAL		82-45	1796/21.9	194-524	.370	119-345	.345	80-107	.748	27	212	239	2.9	135-2	86	56	12	83	587	7.2



» CAREER HIGHS

POINTS

12, vs. UIC (12/20/22)

FG

4, vs. UIC (12/20/22)

3PT FG

3, vs. Iowa (3/10/22)

FREE THROWS MADE

4, vs. Minnesota (3/6/22)

REBOUNDS

7, vs. Illinois (1/4/23)

ASSISTS

5, vs. Rutgers (2/1/22)

STEALS

3, (3x), last at Purdue (1/23/22)

MINUTES

33, at Michigan (1/16/23)

BLOCKS

3, vs. Nebraska (2/22/22)

» SEASON HIGHS

POINTS

12, vs. UIC (12/20/22)

FG

4, vs. UIC (12/20/22)

3PT FG

2, (2x), last vs. Rutgers (1/11/23)

FREE THROWS MADE

3, vs. UIC (12/20/22)

REBOUNDS

7, vs. Illinois (1/4/23)

ASSISTS

4, at Georgetown (11/15/22)

STEALS

2, (2x), last at Michigan (1/16/23)

MINUTES

33, at Michigan (1/16/23)

BLOCKS

2, at Michigan State (12/4/22)

» TRACKING Season Career

10+ points	1	1
10+ rebounds	0	0
5+ assists	0	1
Double-doubles	0	0

5 JULIAN ROPER II SO. • G • 6-3 • DETROIT, MICH. / ST. MARY'S

» NEWS & NOTES

2022-23: Came back after missing three games due to a shoulder injury and contributed seven points in the road win at No. 20 Michigan State (12/04) ... Scored a career-high 12 points against UIC (12/20), first career game in double figures.

2021-22: Ranked fourth on the team in starts, starting each of the final 15 games of the season ... Hauled in 32 offensive rebounds, fourth-most among Big Ten freshmen ... Tallied 25 steals, second-most on the team, and tied for third-most in the Big Ten among freshmen ... Made his collegiate debut against Eastern Illinois, recording six points, three steals, four rebounds, one block and one assist (11/9) ... Earned his first career start, tallying seven points, four rebounds and three steals at Purdue (1/23) ... Played a career-high 29 minutes and scored eight points with five rebounds in the Big Ten Tournament against Nebraska (3/9) ... Totaled a career-high nine points against Iowa in the Big Ten Tournament (3/10).

PRIOR TO NORTHWESTERN: Ranked as the No. 4 prospect in Michigan and No. 32 shooting guard in the nation by 247sports.com ... Ranked as the No. 141 player in the country by Rivals.com ... Named one of five finalists for Michigan's Mr. Basketball award following his senior season in which he averaged 20.2 points per game and 10.3 rebounds, also earned 2021 Associated Press Division I First-Team All-State honors ... Averaged 18.3 points, 7.6 rebounds, 5.0 assists and 2.6 steals as a junior and earned second team All-State honors in Michigan's Division I while being named second team All-Metro by MLive.com.

PERSONAL: Father, Julian, played football at Grand Valley State ... Mom, Kelli, played basketball at Central State.

Opponent	Date	GS	MIN	Total		3-Pointers		Free throws		Rebounds				PF	A	TO	BLK	STL	PTS	AVG
				FG-FGA	PCT	3FG-3FGA	PCT	FT-FTA	PCT	OFF	DEF	TOT	AVG							
NIU	11/11/2022		15:41	1-1	1.000	0-0	.000	1-2	.500	0	0	0	0.0	0	1	0	0	0	3	3.0
at Georgetown	11/15/2022		27:36	2-3	.667	1-2	.500	1-2	.500	2	3	5	2.5	2	4	2	0	1	6	4.5
Purdue Fort Wayne	11/18/2022		19:14	0-3	.000	0-2	.000	0-0	.000	0	4	4	3.0	2	0	2	0	1	0	3.0
at Michigan St.	12/04/2022		26:03	3-4	.750	0-1	.000	1-1	1.000	1	2	3	3.0	1	2	0	2	1	7	4.0
Prairie View	12/11/2022		17:25	0-6	.000	0-0	.000	1-4	.250	1	3	4	3.2	3	1	1	0	0	1	3.4
DePaul	12/17/2022		20:33	1-3	.333	0-0	.000	0-0	.000	0	5	5	3.5	0	0	1	0	1	2	3.2
UIC	12/20/2022		22:20	4-5	.800	1-1	1.000	3-3	1.000	1	4	5	3.7	4	2	0	0	0	12	4.4
Brown	12/29/2022		18:53	2-3	.667	0-1	.000	0-0	.000	0	4	4	3.8	3	1	3	0	2	4	4.4
Ohio St.	01/01/2023		24:29	2-5	.400	2-3	.667	0-0	.000	0	0	0	3.3	1	1	1	0	1	6	4.6
Illinois	01/04/2023		27:54	0-3	.000	0-0	.000	2-4	.500	2	5	7	3.7	2	2	0	1	0	2	4.3
at Indiana	01/08/2023		18:46	0-1	.000	0-1	.000	0-2	.000	0	4	4	3.7	3	0	0	0	1	0	3.9
Rutgers	01/11/2023		19:37	3-4	.750	2-3	.667	0-2	.000	1	4	5	3.8	4	1	1	1	0	8	4.3
at Michigan	01/15/2023		32:54	2-8	.250	1-4	.250	1-2	.500	1	4	5	3.9	3	1	0	0	2	6	4.4
Wisconsin	01/23/2023		08:18	2-2	1.000	1-1	1.000	0-0	.000	0	0	0	3.6	1	0	0	0	1	5	4.4
Michigan	02/02/2023		21:33	2-2	1.000	0-0	.000	0-0	.000	0	4	4	3.7	1	0	0	0	0	4	4.4
Totals		0	321:16	24-53	.453	8-19	.421	10-22	.455	9	46	55	3.7	30	16	11	4	11	66	4.4

Player Averages

Games Played	Minutes/game	Points/game	FG Pct	3FG Pct	FT Pct	Rebounds/game	Assists/game	Turnovers/game	Assist/Turnover ratio	Steals/game	Blocks/game
15	21.4	4.4	45.3	42.1	45.5	3.7	1.1	0.7	1.5	0.7	0.3

				Field Goals		3-Point		F-Throws		Rebounds									Scoring	
SEASON	TEAM	GP-GS	MIN/AVG	FG-FGA	FG%	3FG-3FGA	3FG%	FT-FTA	FT%	OFF	DEF	TOT	AVG	PF-FO	A	TO	BLK	STL	PTS	AVG
2021-22	NU	29-15	590/20.3	39-114	.342	18-51	.353	20-28	.714	32	67	99	3.4	50-1	28	13	14	25	116	4.0
2022-23	NU	15-0	321/21.4	24-53	.453	8-19	.421	10-22	.455	9	46	55	3.7	30-0	16	11	4	11	66	4.4
TOTAL		44-15	911/20.7	63-167	.377	26-70	.371	30-50	.600	41	113	154	3.5	80-1	44	24	18	36	182	4.1



» CAREER HIGHS

POINTS

21, vs. Saint Louis (2/28/18)!

FG

7, vs. Saint Louis (2/28/18)!

3PT FG

N/A

FREE THROWS MADE

7, vs. Saint Louis (2/28/18)!

REBOUNDS

13, vs. FIU (1/29/22)*

ASSISTS

5, vs. George Mason (1/20/18)!

STEALS

4, (4x), last vs. Florida Atlantic (1/27/22)*

MINUTES

36, (2x), last vs. North Texas (3/5/22)*

BLOCKS

9, vs. George Mason (1/20/18)!

» SEASON HIGHS

POINTS

8, vs. Iowa (2/19/23)

FG

3, (3x), last vs. Iowa (2/19/23)

3PT FG

N/A

FREE THROWS MADE

2, (2x), last vs. Iowa (2/19/23)

REBOUNDS

6, (3x), last at Wisconsin (2/5/23)

ASSISTS

2, (3x), last at Illinois (2/23/23)

STEALS

1, (7x), last at Illinois (2/23/23)

MINUTES

24, at Wisconsin (2/5/23)

BLOCKS

4, at Iowa (1/31/23)

* at UTEP

! at Duquesne

» TRACKING Season Career

10+ points 0 15

10+ rebounds 0 2

5+ assists 0 1

Double-doubles 0 2

10

TYDUS VERHOEVEN (Ver-HOO-vin)

GR. • F • 6-9 • MANTECA, CALIF. / MANTECA HS / UTEP

» NEWS & NOTES

2022-23: Of the five newcomers for this season, only one to come from the transfer portal ... Oldest player on the roster at 24-years old ... Was +17 in the road win at Georgetown (11/15) ... Made his 100th career start against Prairie View A&M (12/11) ... Swatted 3 shots against Minnesota (1/28), his most in 35 games since rejecting 4 for UTEP against UTSA (1/23/22) ... The next game at Iowa (1/31) set a season-high rejecting 4 shots.

2021-22 (at UTEP): C-USA Commissioner's Academic Honor Roll ... Led the team and ranked 12th in C-USA for blocks per game ... Scored in double-figures seven times.

2020-21 (at UTEP): C-USA Commissioner's Academic Honor Roll ... NABC Outstanding Achievement Award ... Led Miners in field goal percentage (62.7).

2019-20 (at UTEP): C-USA Commissioner's Academic Honor Roll ... NABC Outstanding Achievement Award ... Ranked second on the team with 15 blocked shots.

2018-19 (at UTEP): Sat out due to NCAA transfer rules.

2017-18 (at Duquesne): Played in every game, starting the final 27 games for the Dukes ... Broke school's freshman blocked shot record (71) ... Eighth freshman in the 42-year history of the Atlantic 10 to lead the league in blocks ... Exploded for a career-high 21 points on a 7-for-7 effort from the field and 7-for-8 at the free throw line against Saint Louis (2/28/18) ... Blocked a career-high and Duquesne freshman single-game record nine shots against George Mason (1/28/18).

PERSONAL: Son of Jodi Verhoeven ... Mother played basketball at Fresno State (1991-94) and was drafted by the WNBA's Los Angeles Sparks ... Played volleyball and participated in track and field in high school ... Oldest player on the Northwestern roster at 24 years old.

Opponent	Date	GS	MIN	Total		3-Pointers		Free throws		Rebounds				PF	A	TO	BLK	STL	PTS	AVG	
				FG-FGA	PCT	3FG-3FGA	PCT	FT-FTA	PCT	OFF	DEF	TOT	AVG								
Chicago St.	11/07/2022	*	21:09	1-1	1.000	0-0	.000	0-1	.000	0	3	3	3.0	5	1	1	0	0	2	2.0	
NIU	11/11/2022	*	22:41	3-8	.375	0-0	.000	0-1	.000	1	4	5	4.0	1	1	0	2	0	6	4.0	
at Georgetown	11/15/2022	*	17:33	1-2	.500	0-0	.000	0-0	.000	2	4	6	4.7	4	1	0	0	0	2	3.3	
Purdue Fort Wayne	11/18/2022	*	18:36	3-6	.500	0-0	.000	0-0	.000	1	2	3	4.3	0	0	0	0	1	6	4.0	
vs Liberty	11/22/2022	*	17:06	1-3	.333	0-0	.000	2-2	1.000	2	3	5	4.4	4	0	1	0	1	4	4.0	
vs Auburn	11/23/2022	*	20:51	1-2	.500	0-1	.000	0-2	.000	0	4	4	4.3	2	0	0	2	1	2	3.7	
Pittsburgh	11/28/2022	*	12:28	0-1	.000	0-0	.000	0-0	.000	2	1	3	4.1	3	2	1	1	0	0	3.1	
at Michigan St.	12/04/2022	*	20:01	1-1	1.000	0-0	.000	1-2	.500	1	2	3	4.0	3	1	0	1	0	3	3.1	
Prairie View	12/11/2022	*	12:01	0-1	.000	0-0	.000	0-0	.000	0	0	0	3.6	1	0	1	0	0	0	2.8	
DePaul	12/17/2022		12:01	0-0	.000	0-0	.000	0-0	.000	1	0	1	3.3	3	1	1	1	0	0	2.5	
UIC	12/20/2022		15:07	2-5	.400	0-0	.000	1-2	.500	4	2	6	3.5	2	1	0	0	1	5	2.7	
Brown	12/29/2022		11:30	0-0	.000	0-0	.000	0-0	.000	0	0	0	3.3	2	2	1	0	0	0	2.5	
Ohio St.	01/01/2023		19:08	1-2	.500	0-0	.000	0-0	.000	0	0	0	3.0	4	2	0	0	0	2	2.5	
Illinois	01/04/2023		12:26	1-1	1.000	0-0	.000	0-0	.000	1	1	2	2.9	3	0	1	0	0	2	2.4	
at Indiana	01/08/2023		06:41	1-2	.500	0-0	.000	0-0	.000	0	1	1	2.8	3	0	1	0	0	2	2.4	
Rutgers	01/11/2023		09:38	1-2	.500	0-0	.000	0-0	.000	1	0	1	2.7	0	0	0	0	0	2	2.4	
at Michigan	01/15/2023		09:21	0-0	.000	0-0	.000	0-0	.000	0	1	1	2.6	0	0	0	0	0	0	2.2	
Wisconsin	01/23/2023		05:07	0-1	.000	0-0	.000	0-0	.000	1	0	1	2.5	5	1	1	0	1	0	2.1	
at Nebraska	01/25/2023		18:11	1-2	.500	0-0	.000	0-0	.000	1	1	2	2.5	2	1	0	0	1	2	2.1	
Minnesota	01/28/2023		15:18	2-3	.667	0-0	.000	0-0	.000	0	4	4	2.6	5	1	0	3	1	4	2.2	
at Iowa	01/31/2023		17:13	2-2	1.000	0-0	.000	0-0	.000	3	2	5	2.7	3	1	2	4	0	4	2.3	
Michigan	02/02/2023		16:25	0-1	.000	0-0	.000	0-0	.000	2	0	2	2.6	4	0	0	1	0	0	2.2	
at Wisconsin	02/05/2023		24:09	1-1	1.000	0-0	.000	2-3	.667	2	4	6	2.8	2	1	0	2	1	4	2.3	
at Ohio St.	02/09/2023		20:46	0-0	.000	0-0	.000	0-0	.000	0	3	3	2.8	2	1	1	0	1	0	2.2	
Purdue	02/12/2023		12:27	1-1	1.000	0-0	.000	1-2	.500	0	1	1	2.7	3	0	0	1	0	3	2.2	
Indiana	02/15/2023		14:59	1-1	1.000	0-0	.000	0-0	.000	0	0	0	2.6	3	0	0	1	1	2	2.2	
Iowa	02/19/2023		22:03	3-4	.750	0-0	.000	2-2	1.000	2	1	3	2.6	2	0	1	0	1	8	2.4	
at Illinois	02/23/2023		14:30	1-2	.500	0-0	.000	0-0	.000	2	0	2	2.6	5	2	0	0	1	2	2.4	
at Maryland	02/26/2023		16:37	2-2	1.000	0-0	.000	0-0	.000	3	0	3	2.6	0	0	1	1	0	4	2.4	
Totals			9	456:04	31-57	.544	0-1	.000	9-17	.529	32	44	76	2.6	76	20	14	20	12	71	2.4

Player Averages

Games Played	Minutes/game	Points/game	FG Pct	3FG Pct	FT Pct	Rebounds/game	Assists/game	Turnovers/game	Assist/Turnover ratio	Steals/game	Blocks/game
29	15.7	2.4	54.4	0.0	52.9	2.6	0.7	0.5	1.4	0.4	0.7

				Field Goals		3-Point		F-Throws		Rebounds				Scoring						
SEASON	TEAM	GP-GS	MIN/AVG	FG-FGA	FG%	3FG-3FGA	3FG%	FT-FTA	FT%	OFF	DEF	TOT	AVG	PF-FO	A	TO	BLK	STL	PTS	AVG
2017-18	DU	32-27	625/19.5	40-77	.519	0-0	.000	20-37	.541	44	62	106	3.3	94-6	28	24	71	7	100	3.1
2019-20	UTEP	30-12	396/13.2	18-31	.581	0-0	.000	9-22	.409	33	36	69	2.3	56-1	15	15	15	20	45	1.5
2020-21	UTEP	24-24	594/24.8	52-83	.627	0-0	.000	13-21	.619	47	58	105	4.4	68-3	26	28	21	17	117	4.9
2021-22	UTEP	31-28	778/25.1	85-167	.509	0-2	.000	34-50	.680	47	97	144	4.6	95-5	35	49	32	23	204	6.6
2022-23	NU	29-9	456/15.7	31-57	.544	0-1	.000	9-17	.529	32	44	76	2.6	76-4	20	14	20	12	71	2.4
TOTAL FOR NU		29-9	456/15.7	31-57	.544	0-1	.000	9-17	.529	32	44	76	2.6	76-4	20	14	20	12	71	2.4
TOTAL		146-100	2850/19.5	226-415	.545	0-3	.000	85-147	.578	203	297	500	3.4	389-19	124	130	159	79	537	3.7



» CAREER HIGHS

POINTS

19, at Ohio State (2/9/23)

FG

7, at Ohio State (2/9/23)

3PT FG

4, at Ohio State (2/9/23)

FREE THROWS MADE

5, vs. Illinois (1/4/23)

REBOUNDS

9, vs. Ohio State (1/1/23)

ASSISTS

5, vs. UIC (12/20/22)

STEALS

4, at Georgetown (11/15/22)

MINUTES

34, vs. Iowa (2/19/23)

BLOCKS

2, vs. DePaul (12/17/22)

» SEASON HIGHS

POINTS

19, at Ohio State (2/9/23)

FG

7, at Ohio State (2/9/23)

3PT FG

4, at Ohio State (2/9/23)

FREE THROWS MADE

5, vs. Illinois (1/4/23)

REBOUNDS

9, vs. Ohio State (1/1/23)

ASSISTS

5, vs. UIC (12/20/22)

STEALS

4, (2x), last vs. Liberty (11/22/22)

MINUTES

34, vs. Iowa (2/19/23)

BLOCKS

2, vs. DePaul (12/17/22)

» TRACKING Season Career

10+ points	5	5
10+ rebounds	0	0
5+ assists	1	1
Double-doubles	0	0

13 BROOKS BARNHIZER SO. • G • 6-7 • LAFAYETTE. IND. / JEFFERSON HS

» NEWS & NOTES

2022-23: Registered a career-high four steals off the bench a road win at Georgetown (11/15) and matched that mark in the win over Liberty (11/22) ... Can play the 1-4 positions on the floor ... Posted the best single-game numbers of his career, setting career benchmarks of 18 points, 8 rebounds and 5 assists against UIC (12/20) ... It was the first 18, 8 and 5 game for an NU player since Vic Law in 2018 against Minnesota ... Grabbed a career-high nine boards against Ohio State (1/1/23) ... Posted second double-figure scoring game of his career with 10 points off the bench against Michigan (1/15) ... Tied for the team-lead with 7 boards and scored 8 points off the bench at Wisconsin (2/5) ... Had a career-high 19 points off the bench at Ohio State (2/9) ... Led the team with 7 boards and played a career-high 34 minutes against Iowa (2/19) ... Scored in double-figures in back-to-back games for the first time in his career at Illinois (2/23) with 11 points ... Totaled 13 points at Maryland (2/26) his third straight game scoring in double figures.

2021-22: Made his collegiate debut in a win over Fairleigh Dickinson (11/18) ... Set season-highs by scoring seven points, dishing out three assists and playing 22 minutes at Iowa (2/28) ... Recorded a season-high three made field goals and scored six points in the Big Ten Tournament against Iowa (3/10).

PRIOR TO NORTHWESTERN: Ranked as the No. 5 player in Indiana and No. 25 small forward in the country by 247sports.com ... Earned six varsity basketball letters and was a two-time captain at Lafayette Jefferson High School ... Averaged 32.7 points, 11.5 rebounds, 6.5 assists, 3.8 steals and 2.6 blocks during his senior season and was a finalist for Indiana's Mr. Basketball award, ultimately finishing fourth.

PERSONAL: Parents are Heidi and Mark Barnhizer ... Father played basketball at Purdue and Auburn and coached him all six years at Lafayette Jefferson High School ... Mother played softball at Auburn ... Older brother, Braxton, plays basketball at Trinity Christian College ... Dad, Mark, has collected over 500 career victories as a high school head coach.

Opponent	Date	GS	MIN	Total		3-Pointers		Free throws		Rebounds				PF	A	TO	BLK	STL	PTS	AVG
				FG-FGA	PCT	3FG-3FGA	PCT	FT-FTA	PCT	OFF	DEF	TOT	AVG							
Chicago St.	11/07/2022		27:04	2-5	.400	1-2	.500	0-0	.000	2	3	5	5.0	2	1	1	0	1	5	5.0
NIU	11/11/2022		09:42	0-1	.000	0-1	.000	1-2	.500	0	1	1	3.0	2	0	0	1	0	1	3.0
at Georgetown	11/15/2022		22:12	3-6	.500	1-2	.500	2-2	1.000	1	2	3	3.0	0	0	1	0	4	9	5.0
Purdue Fort Wayne	11/18/2022		18:39	3-6	.500	0-3	.000	0-0	.000	1	4	5	3.5	0	1	3	0	0	6	5.3
vs Liberty	11/22/2022		26:09	2-6	.333	0-3	.000	0-1	.000	3	2	5	3.8	1	2	0	0	4	4	5.0
vs Auburn	11/23/2022		28:20	1-6	.167	0-2	.000	4-4	1.000	1	5	6	4.2	2	1	0	0	0	6	5.2
Pittsburgh	11/28/2022		22:29	2-7	.286	1-3	.333	2-4	.500	3	0	3	4.0	1	0	3	0	0	7	5.4
at Michigan St.	12/04/2022		12:07	0-1	.000	0-1	.000	2-2	1.000	0	0	0	3.5	2	1	2	1	0	2	5.0
Prairie View	12/11/2022		11:43	0-1	.000	0-1	.000	0-0	.000	0	1	1	3.2	1	0	0	1	0	0	4.4
DePaul	12/17/2022		22:33	1-4	.250	0-2	.000	3-4	.750	1	4	5	3.4	1	2	2	2	1	5	4.5
UIC	12/20/2022		27:09	6-8	.750	2-4	.500	4-4	1.000	2	6	8	3.8	1	5	0	1	1	18	5.7
Brown	12/29/2022		13:34	0-4	.000	0-2	.000	0-0	.000	1	3	4	3.8	0	0	1	0	0	0	5.3
Ohio St.	01/01/2023		17:50	2-3	.667	0-0	.000	2-2	1.000	1	8	9	4.2	2	1	1	1	1	6	5.3
Illinois	01/04/2023		22:34	1-4	.250	1-1	1.000	5-8	.625	2	5	7	4.4	0	2	0	0	1	8	5.5
at Indiana	01/08/2023		14:30	1-3	.333	1-2	.500	0-0	.000	0	2	2	4.3	0	0	0	0	1	3	5.3
Rutgers	01/11/2023		07:12	1-1	1.000	1-1	1.000	0-0	.000	0	2	2	4.1	3	0	1	0	0	3	5.2
at Michigan	01/15/2023		25:37	4-8	.500	0-2	.000	2-2	1.000	1	4	5	4.2	3	3	1	0	2	10	5.5
Wisconsin	01/23/2023		29:33	3-8	.375	1-4	.250	2-2	1.000	2	3	5	4.2	0	2	0	0	0	9	5.7
at Nebraska	01/25/2023		23:51	2-8	.250	1-6	.167	1-2	.500	2	6	8	4.4	2	2	4	1	1	6	5.7
Minnesota	01/28/2023		31:08	3-8	.375	1-3	.333	0-0	.000	1	4	5	4.5	2	1	0	0	1	7	5.8
at Iowa	01/31/2023		21:46	3-9	.333	0-1	.000	0-0	.000	2	1	3	4.4	2	2	0	0	0	6	5.8
Michigan	02/02/2023		26:23	3-6	.500	0-2	.000	0-0	.000	0	2	2	4.3	2	0	2	1	0	6	5.8
at Wisconsin	02/05/2023		28:18	3-5	.600	0-0	.000	2-2	1.000	3	4	7	4.4	1	2	1	0	1	8	5.9
at Ohio St.	02/09/2023		28:01	7-10	.700	4-7	.571	1-2	.500	3	1	4	4.4	3	0	0	0	0	19	6.4
Purdue	02/12/2023		22:01	2-5	.400	0-1	.000	2-2	1.000	0	5	5	4.4	4	1	0	0	1	6	6.4
Indiana	02/15/2023		23:24	0-2	.000	0-1	.000	2-2	1.000	1	1	2	4.3	2	1	0	0	1	2	6.2
Iowa	02/19/2023		33:40	4-10	.400	2-4	.500	2-2	1.000	0	7	7	4.4	3	0	1	0	1	12	6.4
at Illinois	02/23/2023		32:12	4-9	.444	1-2	.500	2-2	1.000	2	4	6	4.5	1	1	0	0	1	11	6.6
at Maryland	02/26/2023		28:16	4-7	.571	1-1	1.000	2-2	1.000	0	4	4	4.4	0	0	0	0	0	11	6.8
Totals		0	657:57	67-161	.416	19-64	.297	43-53	.811	35	94	129	4.4	43	31	24	9	23	196	6.8

Player Averages

Games Played	Minutes/game	Points/game	FG Pct	3FG Pct	FT Pct	Rebounds/game	Assists/game	Turnovers/game	Assist/Turnover ratio	Steals/game	Blocks/game
29	22.7	6.8	41.6	29.7	81.1	4.4	1.1	0.8	1.3	0.8	0.3

				Field Goals		3-Point		F-Throws		Rebounds									Scoring	
SEASON	TEAM	GP-GS	MIN/AVG	FG-FGA	FG%	3FG-3FGA	3FG%	FT-FTA	FT%	OFF	DEF	TOT	AVG	PF-FO	A	TO	BLK	STL	PTS	AVG
2021-22	NU	11-0	80/7.3	6-26	.231	2-11	.182	5-6	.833	2	6	8	0.7	5-0	11	3	3	6	19	1.7
2022-23	NU	29-0	658/22.7	67-161	.416	19-64	.297	43-53	.811	35	94	129	4.4	43-0	31	24	9	23	196	6.8
TOTAL		40-0	738/18.5	73-187	.390	21-75	.280	48-59	.814	37	100	137	3.4	48-0	42	27	12	29	215	5.4



31

ROBBIE BERAN

SR • F • 6-9 • RICHMOND, VA / COLLEGIATE SCHOOL

» NEWS & NOTES

2022-23: Did not miss a game in his first four seasons and has appeared in the most games of any Wildcat over that span ... Scored a career-high 20 points on a career-high 10 made free throws in the season-opener against Chicago State (11/7) ... First NU player to score 20+ points in the season opener since Ryan Taylor (20) in 2018 against New Orleans ... Tallied eight of 15 points in the first six minutes against Northern Illinois (11/11) ... Drilled three 3-pointers at Georgetown and scored 11 points, the first time in his career he scored double figures in three straight games (11/15) ... Posted 20+ points for the second time this season against Prairie View A&M and recorded his second career double-double ... Scored all eight points and did not miss a shot in the second half against Rutgers (1/11) ... Scored the third-most points in his career against a B1G team with 16 at Michigan (1/15) ... Scored in double figures with 12 points in the home win over No. 14 Indiana (2/15).

2021-22: Finished second on the team in rebounding and blocks (23) ... During conference-only games, connected on 37.9% (22-for-58) of 3-point attempts, the team's second-highest mark ... Scored in double figures eight times ... Recorded a career-high five steals and scored nine points in the season-opening win over Eastern Illinois (11/9) ... Poured in 13 points and hauled in six boards against Purdue (2/13) ... Scored 15 points and tied a career-high making three 3-pointers in the regular season finale against Minnesota (3/6) ... Added 10 points in the Big Ten Tournament against Iowa (3/10).

2020-21: Finished second on the team with 10 blocks.

2019-20: Started 18 games as a first-year ... Led the team in three-point percentage, connecting on 40% (20-of-50) from deep ... Recorded a double-double against Nebraska (1/11).

PRIOR TO NORTHWESTERN: Rated as the No. 97 recruit and the No. 24 power forward in the nation according to Rivals.com when he signed ... McDonald's All-American nominee.

» CAREER HIGHS

POINTS

20, (2x), last vs. Prairie View A&M (12/11/22)

FG

6, (5x), last vs. Prairie View A&M (12/11/22)

3PT FG

4, vs. Prairie View A&M (12/11/22)

FREE THROWS MADE

10, vs. Chicago State (11/7/22)

REBOUNDS

12, vs. Prairie View A&M (12/11/22)

ASSISTS

4, (3x), last vs. Illinois (1/7/21)

STEALS

5, vs. Eastern Illinois (11/9/21)

MINUTES

39, vs. Maryland (1/12/22)

BLOCKS

3, (3x), at Indiana (1/8/23)

» SEASON HIGHS

POINTS

20, (2x), last vs. Prairie View A&M (12/11/22)

FG

6, vs. Prairie View A&M (12/11/22)

3PT FG

4, vs. Prairie View A&M (12/11/22)

FREE THROWS MADE

10, vs. Chicago State (11/7/22)

REBOUNDS

12, vs. Prairie View A&M (12/11/22)

ASSISTS

3, at Nebraska (1/23/22)

STEALS

2, (2x), last at Michigan (1/16/23)

MINUTES

37, (2x), last vs. Prairie View A&M (12/11/22)

BLOCKS

3, (3x), last at Indiana (1/8/23)

» TRACKING Season Career

10+ points	9	24
10+ rebounds	1	3
5+ assists	0	0
Double-doubles	1	2

Opponent	Date	GS	MIN	Total		3-Pointers		Free throws		Rebounds				PF	A	TO	BLK	STL	PTS	AVG	
				FG-FGA	PCT	3FG-3FGA	PCT	FT-FTA	PCT	OFF	DEF	TOT	AVG								
Chicago St.	11/07/2022	*	32:21	4-8	.500	2-3	.667	10-11	.909	2	5	7	7.0	0	2	1	1	1	20	20.0	
NIU	11/11/2022	*	32:36	5-10	.500	2-4	.500	3-6	.500	3	2	5	6.0	3	2	1	3	1	15	17.5	
at Georgetown	11/15/2022	*	29:01	4-12	.333	3-6	.500	0-0	.000	2	5	7	6.3	2	0	3	2	0	11	15.3	
Purdue Fort Wayne	11/18/2022	*	32:28	3-7	.429	1-3	.333	0-0	.000	1	7	8	6.8	4	0	0	0	0	7	13.3	
vs Liberty	11/22/2022	*	34:01	3-9	.333	0-2	.000	2-2	1.000	1	6	7	6.8	2	0	0	0	1	8	12.2	
vs Auburn	11/23/2022	*	36:58	1-9	.111	0-5	.000	0-0	.000	2	6	8	7.0	2	0	1	1	1	2	10.5	
Pittsburgh	11/28/2022	*	25:23	3-6	.500	2-3	.667	0-0	.000	1	3	4	6.6	4	0	0	0	1	8	10.1	
at Michigan St.	12/04/2022	*	28:51	0-4	.000	0-2	.000	5-6	.833	1	6	7	6.6	1	0	1	0	0	5	9.5	
Prairie View	12/11/2022	*	37:45	6-11	.545	4-9	.444	4-4	1.000	5	7	12	7.2	1	1	1	3	0	20	10.7	
DePaul	12/17/2022	*	22:03	3-8	.375	1-4	.250	1-1	1.000	1	4	5	7.0	1	1	0	0	1	8	10.4	
UIC	12/20/2022	*	26:36	4-8	.500	1-5	.200	1-2	.500	2	0	2	6.5	3	0	1	0	0	10	10.4	
Brown	12/29/2022	*	28:15	0-4	.000	0-2	.000	3-4	.750	1	3	4	6.3	3	0	1	1	0	3	9.8	
Ohio St.	01/01/2023	*	24:21	1-7	.143	0-2	.000	4-4	1.000	3	3	6	6.3	2	1	1	2	0	6	9.5	
Illinois	01/04/2023	*	27:05	2-7	.286	0-1	.000	1-1	1.000	0	5	5	6.2	3	1	1	1	1	5	9.1	
at Indiana	01/08/2023	*	31:44	4-9	.444	2-4	.500	3-4	.750	3	2	5	6.1	3	2	1	3	1	13	9.4	
Rutgers	01/11/2023	*	34:06	2-5	.400	2-4	.500	2-2	1.000	2	4	6	6.1	0	0	0	0	2	8	9.3	
at Michigan	01/15/2023	*	25:29	5-8	.625	2-4	.500	4-5	.800	1	3	4	6.0	4	1	0	1	2	16	9.7	
Wisconsin	01/23/2023	*	25:38	2-4	.500	1-2	.500	2-2	1.000	1	2	3	5.8	2	0	0	1	0	7	9.6	
at Nebraska	01/25/2023	*	24:04	0-3	.000	0-3	.000	0-0	.000	0	3	3	5.7	0	3	0	0	1	0	9.1	
Minnesota	01/28/2023	*	27:13	5-7	.714	3-4	.750	1-2	.500	1	2	3	5.6	2	1	0	0	1	14	9.3	
at Iowa	01/31/2023	*	26:04	1-4	.250	0-2	.000	2-2	1.000	0	1	1	5.3	2	1	0	0	0	4	9.0	
Michigan	02/02/2023	*	19:00	0-4	.000	0-1	.000	2-2	1.000	1	2	3	5.2	2	1	0	1	0	2	8.7	
at Wisconsin	02/05/2023	*	21:45	3-7	.429	2-5	.400	0-0	.000	0	2	2	5.1	1	0	1	1	0	8	8.7	
at Ohio St.	02/09/2023	*	26:28	3-7	.429	2-5	.400	0-0	.000	0	4	4	5.0	2	2	0	0	0	8	8.7	
Purdue	02/12/2023	*	18:40	0-1	.000	0-0	.000	0-0	.000	0	4	4	5.0	2	1	2	0	1	0	8.3	
Indiana	02/15/2023	*	23:55	4-13	.308	2-11	.182	2-2	1.000	0	4	4	5.0	2	0	1	0	0	12	8.5	
Iowa	02/19/2023	*	25:58	1-4	.250	0-2	.000	0-0	.000	1	3	4	4.9	2	1	1	1	0	2	8.2	
at Illinois	02/23/2023	*	15:48	1-3	.333	1-2	.500	0-0	.000	0	2	2	4.8	3	0	0	1	1	3	8.0	
at Maryland	02/26/2023	*	18:15	3-8	.375	0-3	.000	0-0	.000	0	2	2	4.7	2	0	0	0	1	6	8.0	
Totals			29	781:51	73-197	.371	33-103	.320	52-62	.839	35	102	137	4.7	60	21	18	23	17	231	8.0

Player Averages

Games Played	Minutes/game	Points/game	FG Pct	3FG Pct	FT Pct	Rebounds/game	Assists/game	Turnovers/game	Assist/Turnover ratio	Steals/game	Blocks/game
29	27.0	8.0	37.1	32.0	83.9	4.7	0.7	0.6	1.2	0.6	0.8

				Field Goals		3-Point		F-Throws		Rebounds				Scoring						
SEASON	TEAM	GP-GS	MIN/AVG	FG-FGA	FG%	3FG-3FGA	3FG%	FT-FTA	FT%	OFF	DEF	TOT	AVG	PF-FO	A	TO	BLK	STL	PTS	AVG
2019-20	NU	31-18	590/19.0	55-141	.390	20-50	.400	26-40	.650	26	78	104	3.4	73-3	19	26	17	5	156	5.0
2020-21	NU	24-18	485/20.2	48-108	.444	20-57	.351	20-30	.667	10	55	65	2.7	62-3	26	15	10	7	136	5.7
2021-22	NU	31-30	677/21.8	73-156	.468	30-82	.366	21-28	.750	29	103	132	4.3	75-5	20	21	23	21	197	6.4
2022-23	NU	29-29	782/27.0	73-197	.371	33-103	.320	52-62	.839	35	102	137	4.7	60-0	21	18	23	17	231	8.0
TOTAL		115-95	2534/22.0	249-602	.414	103-292	.353	119-160	.744	100	338	438	3.8	270-11	86	80	73	50	720	6.3



33

LUKE HUNGER

FY. • F • 6-10 • MONTREAL, QUÉBEC / NORTHFIELD MOUNT HERMON (MASS.)

» NEWS & NOTES

2022-23: Scored eight points against DePaul in just eight minutes played (12/17) ... Injured his foot in the closing minutes against UIC (12/20/22) and will miss the remainder of the season.

PRIOR TO NORTHWESTERN: 2021-22 NEPSAC Player of the Year and All-NEPSAC selection ... As a senior, averaged 17.0 points and 9.7 rebounds per game ... Named to the BioSteel All Canadian Games Roster, made up of the best male players born or playing in Canada ... Named Most Outstanding Player for the 2022 National Prep Championships by On3 ... Led the team to a 33-6 record and finished as the runner-up in the National Prep Championship ... Scored 30 points and grabbed 23 rebounds against Vermont Academy ... Dropped 28 points in a win over Montverde Academy in National Prep Championship ... Did not play the 2020-21 season due to the COVID-19 pandemic ... Rated a three-star prospect by 247Sports, Rivals and ESPN ... Rated the No. 31 power forward in his class and No. 4 overall player from Canada according to 247.

PERSONAL: Dad, Rick, played basketball at Providence (1977-81) ... Also played hockey and rugby growing up ... Wears No. 33 because Zdeno Chára is his favorite hockey player ... First language is French ... Mom is a flight attendant ... First international player for Northwestern since Joey van Zegeren (The Netherlands) in 2015-16 and first Canadian since Bernard Côté in 2005-06 (Montreal, Québec).

» CAREER HIGHS

POINTS

8, vs. DePaul (12/17/22)

FG

3, vs. DePaul (12/17/22)

3PT FG

1, vs. UIC (12/20/22)

FREE THROWS MADE

2, vs. DePaul (12/17/22)

REBOUNDS

3, vs. DePaul (12/17/22)

ASSISTS

1, vs. Pitt (11/28/22)

STEALS

N/A

MINUTES

13, vs. Pitt (11/28/22)

BLOCKS

N/A

» SEASON HIGHS

POINTS

8, vs. DePaul (12/17/22)

FG

3, vs. DePaul (12/17/22)

3PT FG

1, vs. UIC (12/20/22)

FREE THROWS MADE

2, vs. DePaul (12/17/22)

REBOUNDS

3, vs. DePaul (12/17/22)

ASSISTS

1, vs. Pitt (11/28/22)

STEALS

N/A

MINUTES

13, vs. Pitt (11/28/22)

BLOCKS

N/A

» TRACKING Season Career

10+ points	0	0
10+ rebounds	0	0
5+ assists	0	0
Double-doubles	0	0

Opponent	Date	GS	MIN	Total		3-Pointers		Free throws		Rebounds											
				FG-FGA	PCT	3FG-3FGA	PCT	FT-FTA	PCT	OFF	DEF	TOT	AVG	PF	A	TO	BLK	STL	PTS	AVG	
Chicago St.	11/07/2022		05:15	1-3	.333	0-0	.000	0-0	.000	2	0	2	2.0	1	0	0	0	0	2	2.0	
Pittsburgh	11/28/2022		13:13	1-4	.250	0-1	.000	0-1	.000	2	0	2	2.0	0	1	0	0	0	2	2.0	
at Michigan St.	12/04/2022		00:50	0-0	.000	0-0	.000	0-0	.000	0	0	0	1.3	0	0	0	0	0	0	1.3	
Prairie View	12/11/2022		02:25	0-1	.000	0-0	.000	1-2	.500	1	0	1	1.3	0	0	0	0	0	1	1.3	
DePaul	12/17/2022		08:03	3-4	.750	0-0	.000	2-2	1.000	3	0	3	1.6	0	0	1	0	0	8	2.6	
UIC	12/20/2022		06:56	1-2	.500	1-1	1.000	0-0	.000	0	0	0	1.3	3	0	0	0	0	3	2.7	
Totals		0	36:43	6-14	.429	1-2	.500	3-5	.600	8	0	8	1.3	4	1	1	0	0	16	2.7	

Player Averages

Games Played	Minutes/ game	Points/ game	FG Pct	3FG Pct	FT Pct	Rebounds/ game	Assists/ game	Turnovers/ game	Assist/Turnover ratio	Steals/ game	Blocks/ game
6	6.1	2.7	42.9	50.0	60.0	1.3	0.2	0.2	1.0	0.0	0.0

				Field Goals		3-Point		F-Throws		Rebounds										Scoring	
SEASON	TEAM	GP-GS	MIN/AVG	FG-FGA	FG%	3FG-3FGA	3FG%	FT-FTA	FT%	OFF	DEF	TOT	AVG	PF-FO	A	TO	BLK	STL		PTS	AVG
2022-23	NU	6-0	37/6.1	6-14	.429	1-2	.500	3-5	.600	8	0	8	1.3	4-0	1	1	0	0		16	2.7
TOTAL		6-0	37/6.1	6-14	.429	1-2	.500	3-5	.600	8	0	8	1.3	4-0	1	1	0	0		16	2.7



34

MATTHEW NICHOLSON JR. • C • 7-0 • CLARKSTON, MICH. / CLARKSTON HS

» NEWS & NOTES

2022-23: Scored 9 points in the season opener against Chicago State, recording three dunks (11/7) ... Posted 9 rebounds and 9 points off the bench in the road win at Georgetown (11/16) ... Played more minutes this year than his prior two seasons combined ... Nearly recorded his first career double-double with 9 points and 10 rebounds against Prairie View AGM (12/11) ... Made first career start and posted 9 points against DePaul (12/17) ... Grabbed a career-high 13 rebounds, with eight on the offensive glass against Ohio State (1/1/23) ... Was the first time a 'Cat had 8 offensive boards since 2018 (Dererk Pardon vs. American) ... Reached double figures for the first time in his career with a career-high 13 points at Michigan (1/15) ... Connected on 5 free throws, including 2 with 2:18 left to give NU a two-point lead in a win over Wisconsin (1/23) ... Scored in double-figures for the second time in his career with 10 points at Maryland (2/26).

2021-22: Scored his first points of the season while collecting a rebound against High Point (11/12) ... Tied a career-high with four points and grabbed a career-high three rebounds against Fairleigh Dickinson (11/18) ... Scored a career-high six points against Illinois Springfield (12/20) ... Contributed five points and six rebounds in a career-high 13 minutes to help upset No. 10 Michigan St. (1/15) ... Scored four points against Purdue (1/23).

2020-21: 2020-21: Made his collegiate debut against Arkansas Pine-Bluff and contributed two points, two rebounds in five minutes of action (12/2) ... Scored four points and grabbed two rebounds in a win over Quincy (12/15).

PRIOR TO NORTHWESTERN: Rated as the No. 6 prospect in the state of Michigan according to 247sports.com...Graduated Clarkston High School as the career-record holder for rebounds (544) and blocks (222)...Earned First Team All-State honors following his senior season.

» CAREER HIGHS

POINTS

13, at Michigan (1/16/23)

FG

5, at Michigan (1/16/23)

3PT FG

N/A

FREE THROWS MADE

5, (2x), last vs. Wisconsin (1/23/23)

REBOUNDS

13, vs. Ohio State (1/1/23)

ASSISTS

3, (5x), last vs. Purdue (2/12/23)

STEALS

2, (3x), last at Indiana (1/8/23)

MINUTES

32, at Indiana (1/8/23)

BLOCKS

2, (9x), last vs. Minnesota (1/28/23)

» SEASON HIGHS

POINTS

13, at Michigan (1/16/23)

FG

5, at Michigan (1/16/23)

3PT FG

N/A

FREE THROWS MADE

5, (2x), last vs. Wisconsin (1/23/23)

REBOUNDS

13, vs. Ohio State (1/1/23)

ASSISTS

3, (4x), last vs. vs. Purdue (2/12/23)

STEALS

2, (3x), last at Indiana (1/8/23)

MINUTES

32, at Indiana (1/8/23)

BLOCKS

2, (9x), last vs. Minnesota (1/28/23)

» TRACKING Season Career

10+ points	2	2
10+ rebounds	3	3
5+ assists	0	0
Double-doubles	0	0

Opponent	Date	GS	MIN	Total		3-Pointers		Free throws		Rebounds				PF	A	TO	BLK	STL	PTS	AVG	
				FG-FGA	PCT	3FG-3FGA	PCT	FT-FTA	PCT	OFF	DEF	TOT	AVG								
Chicago St.	11/07/2022		13:36	4-5	.800	0-0	.000	1-2	.500	0	4	4	4.0	1	0	0	1	1	9	9.0	
NIU	11/11/2022		15:13	4-5	.800	0-0	.000	0-0	.000	1	6	7	5.5	2	0	2	2	0	8	8.5	
at Georgetown	11/15/2022		18:50	3-5	.600	0-0	.000	3-6	.500	5	4	9	6.7	1	1	2	2	1	9	8.7	
Purdue Fort Wayne	11/18/2022		21:06	1-2	.500	0-0	.000	0-1	.000	0	5	5	6.3	1	3	1	2	0	2	7.0	
vs Liberty	11/22/2022		20:35	3-4	.750	0-0	.000	0-3	.000	2	3	5	6.0	0	0	3	1	0	6	6.8	
vs Auburn	11/23/2022		19:08	2-3	.667	0-0	.000	3-4	.750	2	2	4	5.7	3	0	2	2	1	7	6.8	
Pittsburgh	11/28/2022		14:19	1-3	.333	0-0	.000	1-4	.250	1	0	1	5.0	1	2	0	2	0	3	6.3	
at Michigan St.	12/04/2022		17:50	2-4	.500	0-0	.000	3-4	.750	2	2	4	4.9	2	0	1	1	1	7	6.4	
Prairie View	12/11/2022		21:23	2-4	.500	0-0	.000	5-6	.833	2	8	10	5.4	3	1	0	0	0	9	6.7	
DePaul	12/17/2022	*	19:35	3-7	.429	0-0	.000	3-4	.750	3	5	8	5.7	1	3	1	1	2	9	6.9	
UIC	12/20/2022	*	16:52	3-5	.600	0-0	.000	1-2	.500	2	5	7	5.8	1	2	1	1	0	7	6.9	
Brown	12/29/2022	*	27:50	2-5	.400	0-0	.000	1-2	.500	6	5	11	6.3	4	3	0	2	1	5	6.8	
Ohio St.	01/01/2023	*	20:52	0-7	.000	0-0	.000	0-4	.000	8	5	13	6.8	4	1	1	2	0	0	6.2	
Illinois	01/04/2023	*	24:49	3-5	.600	0-0	.000	1-1	1.000	3	3	6	6.7	2	1	1	0	2	7	6.3	
at Indiana	01/08/2023	*	32:02	4-7	.571	0-0	.000	0-2	.000	2	3	5	6.6	1	1	0	2	2	8	6.4	
Rutgers	01/11/2023	*	30:15	1-4	.250	0-0	.000	1-6	.167	3	4	7	6.6	1	3	1	2	0	3	6.2	
at Michigan	01/15/2023	*	19:33	5-5	1.000	0-0	.000	3-6	.500	3	2	5	6.5	4	0	0	1	0	13	6.6	
Wisconsin	01/23/2023	*	24:19	1-3	.333	0-0	.000	5-6	.833	1	5	6	6.5	4	1	2	0	0	7	6.6	
at Nebraska	01/25/2023	*	20:27	3-3	1.000	0-0	.000	2-4	.500	1	4	5	6.4	1	1	1	2	0	8	6.7	
Minnesota	01/28/2023	*	14:12	2-5	.400	0-0	.000	2-3	.667	1	1	2	6.2	3	0	1	2	0	6	6.7	
at Iowa	01/31/2023	*	21:38	2-2	1.000	0-0	.000	1-2	.500	2	3	5	6.1	3	1	1	0	1	5	6.6	
Michigan	02/02/2023	*	20:07	2-4	.500	0-0	.000	0-2	.000	3	4	7	6.2	3	2	0	1	0	4	6.5	
at Wisconsin	02/05/2023	*	15:52	2-2	1.000	0-0	.000	0-0	.000	0	3	3	6.0	4	1	1	1	2	4	6.3	
at Ohio St.	02/09/2023	*	18:38	2-2	1.000	0-0	.000	0-0	.000	0	3	3	5.9	2	2	1	0	0	4	6.3	
Purdue	02/12/2023	*	26:52	3-5	.600	0-0	.000	0-1	.000	3	1	4	5.8	2	3	2	0	1	6	6.2	
Indiana	02/15/2023	*	24:28	1-2	.500	0-0	.000	0-0	.000	1	2	3	5.7	1	1	0	2	0	2	6.1	
Iowa	02/19/2023	*	17:41	4-5	.800	0-0	.000	1-4	.250	1	2	3	5.6	3	1	1	1	1	9	6.2	
at Illinois	02/23/2023	*	25:30	0-1	.000	0-0	.000	2-4	.500	2	3	5	5.6	2	2	0	1	1	2	6.0	
at Maryland	02/26/2023	*	23:23	5-5	1.000	0-0	.000	0-0	.000	2	3	5	5.6	2	0	1	1	0	10	6.2	
Totals			20	606:52	70-119	.588	0-0	.000	39-83	.470	62	100	162	5.6	62	36	27	35	17	179	6.2

Player Averages

Games Played	Minutes/game	Points/game	FG Pct	3FG Pct	FT Pct	Rebounds/game	Assists/game	Turnovers/game	Assist/Turnover ratio	Steals/game	Blocks/game
29	20.9	6.2	58.8	0.0	47.0	5.6	1.2	0.9	1.3	0.6	1.2

				Field Goals		3-Point		F-Throws		Rebounds									Scoring	
SEASON	TEAM	GP-GS	MIN/AVG	FG-FGA	FG%	3FG-3FGA	3FG%	FT-FTA	FT%	OFF	DEF	TOT	AVG	PF-FO	A	TO	BLK	STL	PTS	AVG
2020-21	NU	9-0	24/2.7	4-9	.444	0-0	.000	1-4	.250	4	2	6	0.7	6-0	1	2	1	0	9	1.0
2021-22	NU	15-0	65/4.3	9-13	.692	0-0	.000	9-17	.529	5	15	20	1.3	14-0	5	5	3	1	27	1.8
2022-23	NU	29-20	607/20.9	70-119	.588	0-0	.000	39-83	.470	62	100	162	5.6	62-0	36	27	35	17	179	6.2
TOTAL		53-20	696/13.1	83-141	.589	0-0	.000	49-104	.471	71	117	188	3.5	82-0	42	34	39	18	215	4.1



43

BLAKE SMITH

FY • G • 6-6 • BLUE BELL, PA. / GERMANTOWN ACADEMY

» NEWS & NOTES

2022-23: Scored first points in first career game on an offensive rebound putback.
PRIOR TO NORTHWESTERN: Named All-Inter-Academic League as a senior ... Scored a career-high 35 points against Penn Charter..
PERSONAL: Dad, Larry, was a walk-on basketball player at North Carolina, and was a teammate of current Tar Heels head coach Hubert Davis ... Sister Alexis plays soccer at Georgetown ... Walk-on.

» CAREER HIGHS

POINTS
2, vs. Chicago State (11/7/22)
FG
1, vs. Chicago State (11/7/22)
3PT FG
N/A
FREE THROWS MADE
N/A
REBOUNDS
1, vs. Chicago State (11/7/22)
ASSISTS
N/A
STEALS
N/A
MINUTES
2, vs. vs. UIC (12/20/22)
BLOCKS
N/A

Opponent	Date	GS	MIN	Total		3-Pointers		Free throws		Rebounds				PF	A	TO	BLK	STL	PTS	AVG
				FG-FGA	PCT	3FG-3FGA	PCT	FT-FTA	PCT	OFF	DEF	TOT	AVG							
Chicago St.	11/07/2022		00:59	1-1	1.000	0-0	.000	0-0	.000	1	0	1	1.0	0	0	0	0	0	2	2.0
DePaul	12/17/2022		01:35	0-0	.000	0-0	.000	0-0	.000	0	0	0	0.5	0	0	0	0	0	0	1.0
UIC	12/20/2022		01:52	0-0	.000	0-0	.000	0-0	.000	0	0	0	0.3	0	0	0	0	0	0	0.7
Totals		0	04:26	1-1	1.000	0-0	.000	0-0	.000	1	0	1	0.3	0	0	0	0	0	2	0.7

Player Averages

Games Played	Minutes/ game	Points/ game	FG Pct	3FG Pct	FT Pct	Rebounds/ game	Assists/ game	Turnovers/ game	Assist/Turnover ratio	Steals/ game	Blocks/ game
3	1.5	0.7	100.0	0.0	0.0	0.3	0.0	0.0	0.0	0.0	0.0

» SEASON HIGHS

POINTS
2, vs. Chicago State (11/7/22)
FG
1, vs. Chicago State (11/7/22)
3PT FG
N/A
FREE THROWS MADE
N/A
REBOUNDS
1, vs. Chicago State (11/7/22)
ASSISTS
N/A
STEALS
N/A
MINUTES
2, vs. UIC (12/20/22)
BLOCKS
N/A

» TRACKING Season Career

10+ points	0	0
10+ rebounds	0	0
5+ assists	0	0
Double-doubles	0	0

				Field Goals		3-Point		F-Throws		Rebounds									Scoring	
SEASON	TEAM	GP-GS	MIN/AVG	FG-FGA	FG%	3FG-3FGA	3FG%	FT-FTA	FT%	OFF	DEF	TOT	AVG	PF-FO	A	TO	BLK	STL	PTS	AVG
2022-23	NU	3-0	4/1.5	1-1	1.000	0-0	.000	0-0	.000	1	0	1	0.3	0-0	0	0	0	0	2	0.7
TOTAL		3-0	4/1.5	1-1	1.000	0-0	.000	0-0	.000	1	0	1	0.3	0-0	0	0	0	0	2	0.7



53

ROY DIXON III

SR • G • 5-11 • ATLANTA, GA. / GREATER ATLANTA CHRISTIAN

» NEWS & NOTES

2022-23: Former walk-on, was placed on scholarship in August.

2021-22: Played in six games ... Recorded his first career block against Eastern Illinois (11/9) ... Tallied his first two assists against Fairleigh Dickinson (11/18) ... Scored his first collegiate points against NJIT (12/12) ... Saw action against Illinois Springfield (12/20), Nebraska (2/5) and Iowa (3/10).

2020-21: Made his collegiate debut in the season-opening win against Arkansas Pine-Bluff (12/2) ... Collected his first-career steal in a win over Quincy (12/15).

2019-20: Did not see action as a first-year walk-on.

PRIOR TO NORTHWESTERN: Two year All Region Team awardee ... Named to the Gwinnett County All Star Team ... Four year letter-winner at Greater Atlanta Christian ... Led the Spartans to a combined 50-10 record over his junior and senior years, including a State Championship in 2018 ... Averaged 14 points, 4 rebounds, 5.5 assists, and 3 steals ... Scored 31 points against Dawson County in a win ... Played for the Smyrna Stars club team ... Won the State Championship in long jump with a 23' 8.5" jump, breaking the school's record by over a foot.

PERSONAL: Dad, Roy, played basketball for Northwestern from 1982-86 and was team captain his senior year.

» CAREER HIGHS

POINTS
2, {2x}, vs. Chicago State (11/7/22)

FG
1, vs. NJIT (12/12/21)

3PT FG
N/A

FREE THROWS MADE
2, vs. Chicago State (11/7/22)

REBOUNDS
1, {3x}, last vs. UIC (12/20/22)

ASSISTS
2, vs. Fairleigh Dickinson (11/18/21)

STEALS
1, {3x}, last vs. DePaul (12/17/22)

MINUTES
4, {3x}, last vs. vs. UIC (12/20/22)

BLOCKS
1, vs. Eastern Illinois (11/9/21)

Opponent	Date	GS	MIN	Total		3-Pointers		Free throws		Rebounds				PF	A	TO	BLK	STL	PTS	AVG
				FG-FGA	PCT	3FG-3FGA	PCT	FT-FTA	PCT	OFF	DEF	TOT	AVG							
Chicago St.	11/07/2022		03:21	0-1	.000	0-1	.000	2-2	1.000	0	1	1	1.0	1	0	1	0	0	2	2.0
at Georgetown	11/15/2022		00:04	0-0	.000	0-0	.000	0-0	.000	0	0	0	0.5	0	0	0	0	0	0	1.0
Pittsburgh	11/28/2022		02:47	0-0	.000	0-0	.000	0-0	.000	0	0	0	0.3	0	0	1	0	0	0	0.7
at Michigan St.	12/04/2022		00:11	0-0	.000	0-0	.000	0-0	.000	0	0	0	0.3	0	0	0	0	0	0	0.5
DePaul	12/17/2022		03:04	0-0	.000	0-0	.000	0-0	.000	0	1	1	0.4	1	0	0	0	1	0	0.4
UIC	12/20/2022		04:06	0-1	.000	0-0	.000	0-0	.000	0	1	1	0.5	2	0	1	0	0	0	0.3
Illinois	01/04/2023		00:17	0-0	.000	0-0	.000	0-0	.000	0	0	0	0.4	0	0	0	0	0	0	0.3
Wisconsin	01/23/2023		00:08	0-0	.000	0-0	.000	0-0	.000	0	0	0	0.4	0	0	0	0	0	0	0.3
Minnesota	01/28/2023		01:08	0-0	.000	0-0	.000	0-0	.000	0	0	0	0.3	0	1	0	0	0	0	0.2
Michigan	02/02/2023		00:20	0-0	.000	0-0	.000	0-0	.000	0	0	0	0.3	0	0	0	0	0	0	0.2
Indiana	02/15/2023		00:27	0-0	.000	0-0	.000	0-0	.000	0	0	0	0.3	0	0	0	0	0	0	0.2
Iowa	02/19/2023		01:03	0-0	.000	0-0	.000	0-0	.000	0	0	0	0.3	0	0	0	0	0	0	0.2
at Maryland	02/26/2023		01:23	0-1	.000	0-0	.000	0-0	.000	0	0	0	0.2	0	0	0	0	0	0	0.2
Totals			0 18:19	0-3	.000	0-1	.000	2-2	1.000	0	3	3	0.2	4	1	3	0	1	2	0.2

Player Averages

Games Played	Minutes/game	Points/game	FG Pct	3FG Pct	FT Pct	Rebounds/game	Assists/game	Turnovers/game	Assist/Turnover ratio	Steals/game	Blocks/game
13	1.4	0.2	0.0	0.0	100.0	0.2	0.1	0.2	0.3	0.1	0.0

» SEASON HIGHS

POINTS
2, vs. Chicago State (11/7/22)

FG
N/A

3PT FG
N/A

FREE THROWS MADE
2, vs. Chicago State (11/7/22)

REBOUNDS
1, {3x}, last vs. UIC (12/20/22)

ASSISTS
1, vs. Minnesota (1/28/23)

STEALS
1, vs. DePaul (12/17/22)

MINUTES
3, vs. Chicago State (11/7/22)

BLOCKS
N/A

» TRACKING Season Career

10+ points	0	0
10+ rebounds	0	0
5+ assists	0	0
Double-doubles	0	0

				Field Goals		3-Point		F-Throws		Rebounds				Scoring						
SEASON	TEAM	GP-GS	MIN/AVG	FG-FGA	FG%	3FG-3FGA	3FG%	FT-FTA	FT%	OFF	DEF	TOT	AVG	PF-FO	A	TO	BLK	STL	PTS	AVG
2019-20	NU	1-0	0/0.2	0-0	.000	0-0	.000	0-0	.000	0	0	0	0.0	0-0	0	0	0	0	0	0.0
2020-21	NU	3-0	6/1.9	0-3	.000	0-0	.000	0-0	.000	0	1	1	0.3	0-0	0	2	0	1	0	0.0
2021-22	NU	6-0	12/2.1	1-2	.500	0-0	.000	0-0	.000	0	0	0	0.0	1-0	2	1	1	1	2	0.3
2022-23	NU	13-0	18/1.4	0-3	.000	0-1	.000	2-2	1.000	0	3	3	0.2	4-0	1	3	0	1	2	0.2
TOTAL		23-0	37/1.6	1-8	.125	0-1	.000	2-2	1.000	0	4	4	0.2	5-0	3	6	1	3	4	0.2



54 GUS HURLBURT FY • F • 6-9 • ENDERLIN, N.D / ENDERLIN HS

» **NEWS & NOTES**

PRIOR TO NORTHWESTERN: As a senior at Enderlin HS averaged 16.8 points and 8.8 rebounds per game ... Over four-year high school career, scored 1,291 points ... Named second team all-state in 2022 ... Three-time all-regional selection in 2020, 2021 and 2022 ... Member of region championship teams in 2021 and 2022 ... Participated in the North Dakota Lion's All-Star Game ... Played club ball for D1 Minnesota.

PERSONAL: Brother, Joe, plays basketball at Colorado ... Only member of the entire Northwestern Class of 2026 from North Dakota ... At Enderlin HS, graduated with 26 people in his class.

» **CAREER HIGHS**

POINTS

N/A

FG

N/A

3PT FG

N/A

FREE THROWS MADE

N/A

REBOUNDS

N/A

ASSISTS

N/A

STEALS

N/A

MINUTES

N/A

BLOCKS

N/A

» **SEASON HIGHS**

POINTS

N/A

FG

N/A

3PT FG

N/A

FREE THROWS MADE

N/A

REBOUNDS

N/A

ASSISTS

N/A

STEALS

N/A

MINUTES

N/A

BLOCKS

N/A

» **TRACKING** Season Career

10+ points	0	0
10+ rebounds	0	0
5+ assists	0	0
Double-doubles	0	0

» ACTIVE CAREER LEADERS

POINTS

1. Boo Buie	1451
2. Chase Audige	1250
3. Robbie Beran	720
4. Ty Berry	587
5. Tydus Verhoeven	537

REBOUNDS

1. Tydus Verhoeven	500
2. Robbie Beran	438
3. Chase Audige	408
4. Boo Buie	288
5. Ty Berry	239

ASSISTS

1. Boo Buie	424
2. Chase Audige	246
3. Tydus Verhoeven	124
4. Robbie Beran	86
5. Ty Berry	86

BLOCKED SHOTS

1. Tydus Verhoeven	159
2. Robbie Beran	73
3. Chase Audige	54
4. Matthew Nicholson	39
5. Julian Roper II	18

STEALS

1. Chase Audige	192
2. Boo Buie	87
3. Ty Berry	83
4. Tydus Verhoeven	79
5. Robbie Beran	50

3-POINT FIELD GOALS

1. Boo Buie	188
2. Chase Audige	166
3. Ty Berry	119
4. Robbie Beran	103
5. Julian Roper	26

GAMES PLAYED

1. Tydus Verhoeven	146
2. Robbie Beran	115
3. Boo Buie	110
4. Chase Audige	108
5. Ty Berry	82

GAMES STARTED

1. Tydus Verhoeven	100
2. Chase Audige	96
3. Robbie Beran	95
4. Boo Buie	89
5. Ty Berry	45

» THIS AND THAT

LED TEAM IN SCORING (INCLUDES TIES)

	SEASON	CAREER (NU)
Boo Buie	14	33
Chase Audige	11	20
Robbie Beran	3	7
Ty Berry	2	5
Brooks Barnhizer	1	1

20+ POINT GAMES

	SEASON	CAREER
Boo Buie	12	21
Chase Audige	5	12
Robbie Beran	2	2
Ty Berry	1	2
Tydus Verhoeven	0	1

10+ POINT GAMES

	SEASON	CAREER
Boo Buie	26	76
Chase Audige	24	64
Ty Berry	11	24
Robbie Beran	9	24
Tydus Verhoeven	0	15
Brooks Barnhizer	6	6
Matthew Nicholson	2	2
Julian Roper II	1	1

10+ REBOUND GAMES

	SEASON	CAREER
Robbie Beran	1	3
Matthew Nicholson	3	3
Tydus Verhoeven	0	2
Ty Berry	2	2

DOUBLE-DOUBLES

	SEASON	CAREER
Ty Berry	2	2
Tydus Verhoeven	0	2
Robbie Beran	1	2

» STARTING LINEUPS

2022-23 LINEUP COMBINATIONS (RECORD)

VS. CHICAGO STATE:
AUDIGE, BERAN, BERRY, BUJE, VERHOEVEN (1-0)

VS. NORTHERN ILLINOIS:
AUDIGE, BERAN, BERRY, BUJE, VERHOEVEN (2-0)

AT GEORGETOWN:
AUDIGE, BERAN, BERRY, BUJE, VERHOEVEN (3-0)

VS. PURDUE FORT WAYNE
AUDIGE, BERAN, BERRY, BUJE, VERHOEVEN (4-0)

VS. LIBERTY
AUDIGE, BERAN, BERRY, BUJE, VERHOEVEN (5-0)

VS. AUBURN
AUDIGE, BERAN, BERRY, BUJE, VERHOEVEN (5-1)

VS. PITT
AUDIGE, BERAN, BERRY, BUJE, VERHOEVEN (5-2)

AT MICHIGAN STATE:
AUDIGE, BERAN, BERRY, BUJE, VERHOEVEN (6-2)

VS. PRAIRIE VIEW A&M:
AUDIGE, BERAN, BERRY, BUJE, VERHOEVEN (7-2)

VS. DEPAUL:
AUDIGE, BERAN, BERRY, BUJE, NICHOLSON (1-0)

VS. UIC:
AUDIGE, BERAN, BERRY, BUJE, NICHOLSON (2-0)

VS. BROWN:
AUDIGE, BERAN, BERRY, BUJE, NICHOLSON (3-0)

VS. OHIO STATE:
AUDIGE, BERAN, BERRY, BUJE, NICHOLSON (3-1)

VS. ILLINOIS:
AUDIGE, BERAN, BERRY, BUJE, NICHOLSON (4-1)

AT INDIANA:
AUDIGE, BERAN, BERRY, BUJE, NICHOLSON (5-1)

VS. RUTGERS:
AUDIGE, BERAN, BERRY, BUJE, NICHOLSON (5-2)

AT MICHIGAN:
AUDIGE, BERAN, BERRY, BUJE, NICHOLSON (5-3)

VS. WISCONSIN:
AUDIGE, BERAN, BERRY, BUJE, NICHOLSON (6-3)

AT NEBRASKA:
AUDIGE, BERAN, BERRY, BUJE, NICHOLSON (7-3)

VS. MINNESOTA:
AUDIGE, BERAN, BERRY, BUJE, NICHOLSON (8-3)

AT IOWA:
AUDIGE, BERAN, BERRY, BUJE, NICHOLSON (8-4)

VS. MICHIGAN:
AUDIGE, BERAN, BERRY, BUJE, NICHOLSON (8-5)

AT WISCONSIN:
AUDIGE, BERAN, BERRY, BUJE, NICHOLSON (9-5)

AT OHIO STATE:
AUDIGE, BERAN, BERRY, BUJE, NICHOLSON (10-5)

VS. PURDUE:
AUDIGE, BERAN, BERRY, BUJE, NICHOLSON (11-5)

VS. INDIANA:
AUDIGE, BERAN, BERRY, BUJE, NICHOLSON (12-5)

VS. IOWA:
AUDIGE, BERAN, BERRY, BUJE, NICHOLSON (13-5)

AT ILLINOIS:
AUDIGE, BERAN, BERRY, BUJE, NICHOLSON (13-6)

AT MARYLAND:
AUDIGE, BERAN, BERRY, BUJE, NICHOLSON (13-7)

THE LAST TIME IT HAPPENED

TEAM

Ranked in AP Top 25	#21, 2/20/23
Defeated a team ranked in AP Top 25	#14 Indiana; W, 64-62; 2/15/23
Defeated an AP Top 10 team	#1 Purdue; W, 64-58; 2/12/23
Defeated an AP Top 10 team on the road	at #10 Michigan State; W, 64-62; 1/15/22
Defeated an AP Top 5 team	#1 Purdue; W, 64-58; 2/12/23
Defeated the No. 1 team in AP poll	#1 Purdue; W, 64-58; 2/12/23
Faced the No. 1 team in AP poll	#1 Purdue; W, 64-58; 2/12/23
Played an overtime game	vs. Rutgers; W, 79-78; 2/1/22
Won an overtime game	vs. Rutgers; W, 79-78; 2/1/22
Played two-overtime game	vs. Maryland; L, 87-94 (2OT); 1/12/22
Played three-overtime game	at Michigan State; W, 75-73; 2/23/80
Won on a buzzer-beater	Michigan; W, 67-65; 3/1/17 (Dererk Pardon layup)
Won by 40+ points	W, 90-50 vs. Illinois-Springfield; 12/20/21
Won by 50+ points	W, 100-48 vs. Quincy; 12/15/20
Won by 60+ points	W, 96-31 vs. Chicago State*; 12/11/17
Scored 100+ points	W, 100-48 vs. Quincy; 12/15/20
Scored 55+ points in a half	61 vs. High Point (Second Half); 11/12/21
Shot 60% or better from the field614 (35-57) vs. High Point; 11/12/21
Shot 65% or better from the field674 (29-43) vs. Arkansas State; 12/3/07
Shot 95% or better from the free throw line958 (23-24) vs. Saint Peter's; 11/13/17
Shot 100% from the free throw line	13-13 vs. Georgia; 11/23/21
40+ free throw attempts	40 vs. Illinois; 1/4/23
50+ rebounds	50 vs. Maryland; 1/12/22
Held opponent to 20 rebounds or less	6 vs. Saint Peter's; 11/13/17
30+ assists	33 vs. Rutgers*; 2/27/16
10+ blocked shots	10 vs. Oklahoma; 12/21/18
15+ steals	16 vs. Eastern Illinois; 11/9/21
20+ steals	22 vs. Penn State*; 3/11/04
15+ 3-point field goals made	17 vs. Rutgers; 2/27/16
20+ 3-point field goals made	20 vs. Mississippi Valley State*; 12/2/11
5 or fewer turnovers	4, vs. Indiana; 2/15/23
Opponent committed 20+ turnovers	21 vs. UIC; 12/20/22
Opponent committed 30+ turnovers	32 vs. Savannah State; 12/1/07
Held opponent to 25% or worse shooting200 (8-40) vs. Chicago State; 12/11/17
Held opponent to 30% or worse shooting290 (18-61) vs. Prairie View A&M; 12/11/22
Held opponent to 30 points or less	30 vs. Oakland; 11/21/98
Held opponent to 40 points or less	31 vs. Chicago State; 12/11/17
Held opponent to 15 points or less in a half	8 vs. Chicago State (1st half)*; 12/11/17
Led by 40+ points at halftime	47 (55-8) vs. Chicago State; 12/11/17

INDIVIDUAL

20+ points	Boo Buie, 35 at Illinois; 2/23/23
30+ points	Boo Buie, 35 at Illinois; 2/23/23
35+ points	Boo Buie, 35 at Illinois; 2/23/23
40+ points	Rich Falk, 49 vs. Iowa*; 2/24/64
20+ points in a half	Boo Buie, 22 at Illinois (1st half); 2/23/23
25+ points in a half	John Shurna, 25 at Northern Illinois (2nd half); 11/12/10
20+ points off the bench	Ryan Young, 20 vs. High Point; 11/12/21
30+ points off the bench	Jeff Grose, 32 vs. Rutgers*; 12/5/88
10+ rebounds	Ty Berry, 11 at Indiana; 1/8/23
20+ rebounds	Dererk Pardon, 22 vs. Nebraska; 1/26/17
10+ assists	Bryant McIntosh, 16 vs. Minnesota*; 1/10/18
15+ assists	Bryant McIntosh, 16 vs. Minnesota*; 1/10/18
5+ blocked shots	Pete Nance, 5 at Nebraska; 3/1/20
10+ blocked shots	Jim Pitts, 10 vs. Purdue*; 1/8/66
5+ steals	Chase Audige, 5 at Michigan; 1/15/23
10+ steals	Yet to happen
7+ 3-point field goals	Boo Buie, 7 vs. Purdue Fort Wayne; 11/18/22
10+ free throws made	Boo Buie, 11, vs. Illinois; 1/4/23
15+ free throws made	Evan Eschmeyer, 17 vs. Minnesota*; 2/27/99
Five players score in double figures	5, vs. UIC; 12/20/22
Six players score in double figures	6, vs. Nebraska; 3/7/21
Two players with 20+ points	Chase Audige (24) and Boo Buie (21) vs. Minnesota; 1/28/23
Three Players with 20+ points	Ty Berry (23), Chase Audige (20) and Pete Nance (20) at Ohio State; 1/9/22
20+ points, 10+ rebounds	Robbie Beran (20p, 12r) vs. Prairie View A&M; 12/11/22
20+ points, 10+ assists	Bryant McIntosh (20p, 10a) vs. Iowa; 1/15/17
Double-double (points/rebounds)	Ty Berry (13p, 11r) at Indiana; 1/8/23
Double-double (points/assists)	Bryant McIntosh (11p, 16a) vs. Minnesota; 1/10/18
Two players with double-doubles	Dererk Pardon (13p, 12r) & Bryant McIntosh (11p, 16a) vs. Minnesota; 1/10/18
Triple-double	Evan Eschmeyer (27p, 12r, 10a) at Indiana; 1/13/99
Perfect from the field (min. 8 attempts)	Ryan Young (8-8) vs. High Point; 11/12/21
Perfect at free throw line (min. 10 attempts)	Chase Audige (10-10) vs. Brown; 12/29/22

*school record

2022-23 TEAM LEADERS

Points

##	Player	G	Pts	Pts/G
0	Buie, Boo	29	498	17.2
1	Audige, Chase	29	422	14.6
3	Berry, Ty	29	245	8.4
31	Beran, Robbie	29	231	8.0
13	Barnhizer, Brooks	29	196	6.8
34	Nicholson, Matthew	29	179	6.2
10	Verhoeven, Tydus	29	71	2.4
5	Roper II, Julian	15	66	4.4
2	Martinelli, Nick	15	42	2.8
33	Hunger, Luke	6	16	2.7
43	Smith, Blake	3	2	0.7
53	Dixon III, Roy	13	2	0.2

Scoring Average

##	Player	G	Pts	Pts/G
0	Buie, Boo	29	498	17.2
1	Audige, Chase	29	422	14.6
3	Berry, Ty	29	245	8.4
31	Beran, Robbie	29	231	8.0
13	Barnhizer, Brooks	29	196	6.8
34	Nicholson, Matthew	29	179	6.2
5	Roper II, Julian	15	66	4.4
2	Martinelli, Nick	15	42	2.8
33	Hunger, Luke	6	16	2.7
10	Verhoeven, Tydus	29	71	2.4
43	Smith, Blake	3	2	0.7
53	Dixon III, Roy	13	2	0.2

Field Goal Percentage

##	Player	FG	Att	Pct
43	Smith, Blake	1	1	1.000
34	Nicholson, Matthew	70	119	.588
10	Verhoeven, Tydus	31	57	.544
2	Martinelli, Nick	17	33	.515
5	Roper II, Julian	24	53	.453
33	Hunger, Luke	6	14	.429
13	Barnhizer, Brooks	67	161	.416
0	Buie, Boo	167	413	.404
1	Audige, Chase	149	388	.384
31	Beran, Robbie	73	197	.371
3	Berry, Ty	79	231	.342

Field Goal Attempts

##	Player	G	Att	Att/G
0	Buie, Boo	29	413	14.2
1	Audige, Chase	29	388	13.4
3	Berry, Ty	29	231	8.0
31	Beran, Robbie	29	197	6.8
13	Barnhizer, Brooks	29	161	5.6

Field Goals Made

##	Player	G	Made	Made/G
0	Buie, Boo	29	167	5.8
1	Audige, Chase	29	149	5.1
3	Berry, Ty	29	79	2.7
31	Beran, Robbie	29	73	2.5
34	Nicholson, Matthew	29	70	2.4

3-Point FG Percentage

##	Player	3FG	Att	Pct
2	Martinelli, Nick	3	6	.500
33	Hunger, Luke	1	2	.500
5	Roper II, Julian	8	19	.421
1	Audige, Chase	60	175	.343
31	Beran, Robbie	33	103	.320
0	Buie, Boo	54	174	.310
13	Barnhizer, Brooks	19	64	.297
3	Berry, Ty	42	143	.294

3-Point FG Attempts

##	Player	G	Att	Att/G
1	Audige, Chase	29	175	6.0
0	Buie, Boo	29	174	6.0
3	Berry, Ty	29	143	4.9
31	Beran, Robbie	29	103	3.6
13	Barnhizer, Brooks	29	64	2.2

3-Point FG Made

##	Player	G	Made	Made/G
1	Audige, Chase	29	60	2.1
0	Buie, Boo	29	54	1.9
3	Berry, Ty	29	42	1.4
31	Beran, Robbie	29	33	1.1
13	Barnhizer, Brooks	29	19	0.7

2022-23 TEAM LEADERS (CONTINUED)

Free Throw Percentage

##	Player	Made	Att	Pct
53	Dixon III, Roy	2	2	1.000
0	Buie, Boo	110	124	.887
3	Berry, Ty	45	52	.865
31	Beran, Robbie	52	62	.839
1	Audige, Chase	64	77	.831
13	Barnhizer, Brooks	43	53	.811
33	Hunger, Luke	3	5	.600
10	Verhoeven, Tydus	9	17	.529
2	Martinelli, Nick	5	10	.500
34	Nicholson, Matthew	39	83	.470
5	Roper II, Julian	10	22	.455

Free Throw Attempts

##	Player	G	Att	Att/G
0	Buie, Boo	29	124	4.3
34	Nicholson, Matthew	29	83	2.9
1	Audige, Chase	29	77	2.7
31	Beran, Robbie	29	62	2.1
13	Barnhizer, Brooks	29	53	1.8

Free Throws Made

##	Player	G	Made	Made/G
0	Buie, Boo	29	110	3.8
1	Audige, Chase	29	64	2.2
31	Beran, Robbie	29	52	1.8
3	Berry, Ty	29	45	1.6
13	Barnhizer, Brooks	29	43	1.5

Rebounds

##	Player	G	Reb	Reb/G
34	Nicholson, Matthew	29	162	5.6
31	Beran, Robbie	29	137	4.7
3	Berry, Ty	29	136	4.7
13	Barnhizer, Brooks	29	129	4.4
0	Buie, Boo	29	100	3.4

Assists

##	Player	G	Ast	Ast/G
0	Buie, Boo	29	131	4.5
1	Audige, Chase	29	81	2.8
34	Nicholson, Matthew	29	36	1.2
3	Berry, Ty	29	33	1.1
13	Barnhizer, Brooks	29	31	1.1

Rebounds Average

##	Player	G	Reb	Reb/G
34	Nicholson, Matthew	29	162	5.6
31	Beran, Robbie	29	137	4.7
3	Berry, Ty	29	136	4.7
13	Barnhizer, Brooks	29	129	4.4
5	Roper II, Julian	15	55	3.7

Steals

##	Player	G	Stl	Stl/G
1	Audige, Chase	29	69	2.4
3	Berry, Ty	29	44	1.5
0	Buie, Boo	29	31	1.1
13	Barnhizer, Brooks	29	23	0.8
31	Beran, Robbie	29	17	0.6

Offensive Rebounds

##	Player	G	OReb	OReb/G
34	Nicholson, Matthew	29	62	2.1
31	Beran, Robbie	29	35	1.2
13	Barnhizer, Brooks	29	35	1.2
10	Verhoeven, Tydus	29	32	1.1
1	Audige, Chase	29	21	0.7

Blocked Shots

##	Player	G	Blk	Blk/G
34	Nicholson, Matthew	29	35	1.2
31	Beran, Robbie	29	23	0.8
10	Verhoeven, Tydus	29	20	0.7
1	Audige, Chase	29	19	0.7
13	Barnhizer, Brooks	29	9	0.3

Defensive Rebounds

##	Player	G	DReb	DReb/G
3	Berry, Ty	29	117	4.0
31	Beran, Robbie	29	102	3.5
34	Nicholson, Matthew	29	100	3.4
13	Barnhizer, Brooks	29	94	3.2
0	Buie, Boo	29	85	2.9

Minutes

##	Player	G	Min	Min/G
0	Buie, Boo	29	1006	34:41
1	Audige, Chase	29	980	33:48
3	Berry, Ty	29	789	27:12
31	Beran, Robbie	29	782	26:58
13	Barnhizer, Brooks	29	658	22:41

INDIVIDUAL GAME HIGHS

Northwestern - Individual Game Highs

POINTS	35		Boo Buie at Illinois (02/23/2023)
	28		Chase Audige vs DePaul (12/17/2022)
	28		Boo Buie vs Purdue Fort Wayne (11/18/2022)
	26		Boo Buie vs Purdue (02/12/2023)
	26		Ty Berry at Nebraska (01/25/2023)
	26		Boo Buie at Indiana (01/08/2023)
FIELD GOALS MADE	12		Boo Buie at Illinois (02/23/2023)
	11		Chase Audige vs DePaul (12/17/2022)
FIELD GOAL ATTEMPTS	24		Boo Buie at Illinois (02/23/2023)
	20		Boo Buie vs Purdue (02/12/2023)
	20		Boo Buie vs Minnesota (01/28/2023)
FIELD GOAL PERCENTAGE (min 5 made)	1.000	(5-5)	Matthew Nicholson at Maryland (02/26/2023)
	1.000	(5-5)	Matthew Nicholson at Michigan (01/15/2023)
3 PT FG MADE	7		Boo Buie vs Purdue Fort Wayne (11/18/2022)
	6		Boo Buie at Illinois (02/23/2023)
	6		Ty Berry at Nebraska (01/25/2023)
	6		Chase Audige vs DePaul (12/17/2022)
3 PT FG ATTEMPTS	13		Boo Buie vs Purdue Fort Wayne (11/18/2022)
	12		Chase Audige vs Purdue (02/12/2023)
	12		Ty Berry at Nebraska (01/25/2023)
	12		Boo Buie vs DePaul (12/17/2022)
3 PT FG PERCENTAGE (min 2 made)	.750	(3-4)	Robbie Beran vs Minnesota (01/28/2023)
	.667	(2-3)	Boo Buie at Ohio St. (02/09/2023)
	.667	(2-3)	Julian Roper II vs Rutgers (01/11/2023)
	.667	(2-3)	Ty Berry vs Illinois (01/04/2023)
	.667	(2-3)	Julian Roper II vs Ohio St. (01/01/2023)
	.667	(2-3)	Robbie Beran vs Pittsburgh (11/28/2022)
	.667	(2-3)	Ty Berry vs Liberty (N) (11/22/2022)
	.667	(2-3)	Robbie Beran vs Chicago St. (11/07/2022)
FREE THROWS MADE	11		Boo Buie vs Illinois (01/04/2023)
	10		Chase Audige vs Brown (12/29/2022)
	10		Robbie Beran vs Chicago St. (11/07/2022)
FREE THROW ATTEMPTS	12		Boo Buie vs Illinois (01/04/2023)
	11		Robbie Beran vs Chicago St. (11/07/2022)
FREE THROW PERCENTAGE (min 3 made)	1.000	(10-10)	Chase Audige vs Brown (12/29/2022)
	1.000	(8-8)	Boo Buie vs Iowa (02/19/2023)
	1.000	(7-7)	Boo Buie at Iowa (01/31/2023)
	1.000	(7-7)	Boo Buie at Michigan St. (12/04/2022)
	1.000	(7-7)	Ty Berry vs Liberty (N) (11/22/2022)
	1.000	(7-7)	Chase Audige vs Chicago St. (11/07/2022)
	1.000	(6-6)	Boo Buie vs Indiana (02/15/2023)
	1.000	(4-4)	Ty Berry vs Indiana (02/15/2023)
	1.000	(4-4)	Boo Buie at Nebraska (01/25/2023)
	1.000	(4-4)	Boo Buie vs Rutgers (01/11/2023)
	1.000	(4-4)	Robbie Beran vs Ohio St. (01/01/2023)
	1.000	(4-4)	Brooks Barnhizer vs UIC (12/20/2022)
	1.000	(4-4)	Robbie Beran vs Prairie View (12/11/2022)
	1.000	(4-4)	Ty Berry vs Auburn (N) (11/23/2022)
	1.000	(4-4)	Brooks Barnhizer vs Auburn (N) (11/23/2022)
	1.000	(3-3)	Ty Berry at Maryland (02/26/2023)
	1.000	(3-3)	Chase Audige vs Minnesota (01/28/2023)
	1.000	(3-3)	Ty Berry at Michigan (01/15/2023)
	1.000	(3-3)	Ty Berry vs Brown (12/29/2022)
	1.000	(3-3)	Julian Roper II vs UIC (12/20/2022)

2022-23 NORTHWESTERN GAME HIGHS

POINTS	92		UIC (12/20/2022)
	85		Chicago St. (11/07/2022)
	84		at Indiana (01/08/2023)
	83		DePaul (12/17/2022)
	81		Minnesota (01/28/2023)
FIELD GOALS MADE	36		UIC (12/20/2022)
	31		Minnesota (01/28/2023)
FIELD GOAL ATTEMPTS	70		UIC (12/20/2022)
	67		Ohio St. (01/01/2023)
	67		DePaul (12/17/2022)
	67		at Georgetown (11/15/2022)
FIELD GOAL PERCENTAGE	.518	(29-56)	at Nebraska (01/25/2023)
	.517	(31-60)	Minnesota (01/28/2023)
3 PT FG MADE	14		at Georgetown (11/15/2022)
	13		DePaul (12/17/2022)
3 PT FG ATTEMPTS	33		Indiana (02/15/2023)
	33		DePaul (12/17/2022)
	33		at Georgetown (11/15/2022)
3 PT FG PERCENTAGE	.500	(10-20)	Iowa (02/19/2023)
	.476	(10-21)	Chicago St. (11/07/2022)
FREE THROWS MADE	32		Illinois (01/04/2023)
	27		Chicago St. (11/07/2022)
FREE THROW ATTEMPTS	40		Illinois (01/04/2023)
	32		Chicago St. (11/07/2022)
FREE THROW PERCENTAGE	1.000	(14-14)	Indiana (02/15/2023)
	.905	(19-21)	Brown (12/29/2022)
REBOUNDS	48		at Georgetown (11/15/2022)
	48		Chicago St. (11/07/2022)
ASSISTS	20		UIC (12/20/2022)
	20		Chicago St. (11/07/2022)
STEALS	14		at Indiana (01/08/2023)
	14		DePaul (12/17/2022)
BLOCKED SHOTS	8		Prairie View (12/11/2022)
	8		vs Auburn (N) (11/23/2022)
	8		NIU (11/11/2022)
TURNOVERS	17		Purdue Fort Wayne (11/18/2022)
	15		at Nebraska (01/25/2023)
	15		at Georgetown (11/15/2022)
FOULS	22		Wisconsin (01/23/2023)
	20		UIC (12/20/2022)

2022-23 NORTHWESTERN GAME LOWS

Northwestern - Game Lows

POINTS	42 51 54 57 58	vs Auburn (N) (11/23/2022) Michigan (02/02/2023) at Wisconsin (02/05/2023) Ohio St. (01/01/2023) Pittsburgh (11/28/2022)
FIELD GOALS MADE	14 17	vs Auburn (N) (11/23/2022) Illinois (01/04/2023)
FIELD GOAL ATTEMPTS	45 49	at Wisconsin (02/05/2023) at Michigan St. (12/04/2022)
FIELD GOAL PERCENTAGE	.250 (14-56) .284 (19-67)	vs Auburn (N) (11/23/2022) Ohio St. (01/01/2023)
3 PT FG MADE	2 3	vs Auburn (N) (11/23/2022) Michigan (02/02/2023)
3 PT FG ATTEMPTS	15 16	at Wisconsin (02/05/2023) Wisconsin (01/23/2023)
3 PT FG PERCENTAGE	.083 (2-24) .158 (3-19)	vs Auburn (N) (11/23/2022) Michigan (02/02/2023)
FREE THROWS MADE	5 6 6 6	Purdue Fort Wayne (11/18/2022) at Maryland (02/26/2023) Michigan (02/02/2023) Pittsburgh (11/28/2022)
FREE THROW ATTEMPTS	7 7	at Maryland (02/26/2023) Purdue Fort Wayne (11/18/2022)
FREE THROW PERCENTAGE	.462 (6-13) .556 (10-18)	Pittsburgh (11/28/2022) Rutgers (01/11/2023)
REBOUNDS	24 24	at Ohio St. (02/09/2023) at Iowa (01/31/2023)
ASSISTS	4 7	vs Auburn (N) (11/23/2022) at Illinois (02/23/2023)
STEALS	2 3	at Maryland (02/26/2023) Wisconsin (01/23/2023)
BLOCKED SHOTS	1 1	at Ohio St. (02/09/2023) Wisconsin (01/23/2023)
TURNOVERS	4 4	Indiana (02/15/2023) Minnesota (01/28/2023)
FOULS	11 12 12 12	Purdue Fort Wayne (11/18/2022) at Maryland (02/26/2023) Rutgers (01/11/2023) NIU (11/11/2022)

2022-23 OPPONENT GAME HIGHS

Opponent - Game Highs

POINTS	87	Pittsburgh (11/28/2022)
	86	at Iowa (01/31/2023)
	85	at Michigan (01/15/2023)
	83	at Indiana (01/08/2023)
	75	at Maryland (02/26/2023)
FIELD GOALS MADE	32	at Indiana (01/08/2023)
	29	at Iowa (01/31/2023)
	29	at Michigan (01/15/2023)
FIELD GOAL ATTEMPTS	63	Chicago St. (11/07/2022)
	62	at Indiana (01/08/2023)
	62	Prairie View (12/11/2022)
FIELD GOAL PERCENTAGE	.558 (29-52)	at Iowa (01/31/2023)
	.538 (28-52)	at Maryland (02/26/2023)
3 PT FG MADE	14	at Maryland (02/26/2023)
	14	Pittsburgh (11/28/2022)
3 PT FG ATTEMPTS	35	Purdue Fort Wayne (11/18/2022)
	34	Chicago St. (11/07/2022)
3 PT FG PERCENTAGE	.636 (14-22)	at Maryland (02/26/2023)
	.636 (14-22)	Pittsburgh (11/28/2022)
FREE THROWS MADE	21	Pittsburgh (11/28/2022)
	19	Purdue (02/12/2023)
FREE THROW ATTEMPTS	27	Pittsburgh (11/28/2022)
	26	Minnesota (01/28/2023)
FREE THROW PERCENTAGE	1.000 (9-9)	vs Liberty (N) (11/22/2022)
	.818 (18-22)	at Iowa (01/31/2023)
REBOUNDS	47	Prairie View (12/11/2022)
	46	Ohio St. (01/01/2023)
ASSISTS	22	Pittsburgh (11/28/2022)
	21	Michigan (02/02/2023)
STEALS	9	Purdue Fort Wayne (11/18/2022)
	9	at Georgetown (11/15/2022)
BLOCKED SHOTS	8	at Georgetown (11/15/2022)
	7	Ohio St. (01/01/2023)
TURNOVERS	22	DePaul (12/17/2022)
	21	UIC (12/20/2022)
FOULS	29	Illinois (01/04/2023)
	28	Chicago St. (11/07/2022)

2022-23 OPPONENT GAME LOWS

Opponent - Game Lows

POINTS	43	vs Auburn (N) (11/23/2022)
	45	DePaul (12/17/2022)
	46	NIU (11/11/2022)
	51	Prairie View (12/11/2022)
	52	at Wisconsin (02/05/2023)
	52	vs Liberty (N) (11/22/2022)
	52	Purdue Fort Wayne (11/18/2022)
FIELD GOALS MADE	13	vs Auburn (N) (11/23/2022)
	16	DePaul (12/17/2022)
	16	Chicago St. (11/07/2022)
FIELD GOAL ATTEMPTS	44	Minnesota (01/28/2023)
	44	UIC (12/20/2022)
FIELD GOAL PERCENTAGE	.254	(16-63) Chicago St. (11/07/2022)
	.260	(13-50) vs Auburn (N) (11/23/2022)
3 PT FG MADE	1	at Ohio St. (02/09/2023)
	3	Iowa (02/19/2023)
	3	Indiana (02/15/2023)
	3	NIU (11/11/2022)
3 PT FG ATTEMPTS	11	Indiana (02/15/2023)
	14	at Ohio St. (02/09/2023)
	14	NIU (11/11/2022)
3 PT FG PERCENTAGE	.071	(1-14) at Ohio St. (02/09/2023)
	.125	(3-24) Iowa (02/19/2023)
FREE THROWS MADE	4	at Nebraska (01/25/2023)
	5	at Maryland (02/26/2023)
	5	at Wisconsin (02/05/2023)
FREE THROW ATTEMPTS	8	at Maryland (02/26/2023)
	8	at Nebraska (01/25/2023)
FREE THROW PERCENTAGE	.455	(5-11) at Wisconsin (02/05/2023)
	.467	(7-15) Prairie View (12/11/2022)
REBOUNDS	23	at Nebraska (01/25/2023)
	23	UIC (12/20/2022)
ASSISTS	5	NIU (11/11/2022)
	6	at Illinois (02/23/2023)
STEALS	1	Indiana (02/15/2023)
	2	at Maryland (02/26/2023)
	2	Minnesota (01/28/2023)
	2	at Indiana (01/08/2023)
	2	Illinois (01/04/2023)
	2	UIC (12/20/2022)
	2	NIU (11/11/2022)
BLOCKED SHOTS	0	vs Liberty (N) (11/22/2022)
	1	Iowa (02/19/2023)
	1	at Ohio St. (02/09/2023)
	1	at Wisconsin (02/05/2023)
	1	Wisconsin (01/23/2023)
	1	Pittsburgh (11/28/2022)

2022-23 NORTHWESTERN GAME-BY-GAME STATS

				Total		3-Pointers		Free throws		Rebounds											
Opponent	Date	Score		FG-FGA	PCT	3FG-3FGA	PCT	FT-FTA	PCT	OFF	DEF	TOT	AVG	PF	A	TO	BLK	STL	PTS	AVG	
Chicago St.	11/07/2022	85-54	W	24-56	.429	10-21	.476	27-32	.844	13	35	48	48.0	18	20	14	4	8	85	85.0	
NIU	11/11/2022	63-46	W	24-58	.414	5-22	.227	10-17	.588	12	28	40	44.0	12	16	8	8	9	63	74.0	
at Georgetown	11/15/2022	75-63	W	27-67	.403	14-33	.424	7-12	.583	20	28	48	45.3	16	18	15	4	6	75	74.3	
Purdue Fort Wayne	11/18/2022	60-52	W	23-56	.411	9-27	.333	5-7	.714	5	32	37	43.3	11	15	17	5	10	60	70.8	
vs Liberty	11/22/2022	66-52	W	22-51	.431	6-17	.353	16-21	.762	9	24	33	41.2	14	11	13	4	13	66	69.8	
vs Auburn	11/23/2022	42-43	L	14-56	.250	2-24	.083	12-16	.750	9	27	36	40.3	16	4	8	8	8	42	65.2	
Pittsburgh	11/28/2022	58-87	L	21-61	.344	10-32	.313	6-13	.462	13	17	30	38.9	19	15	11	3	5	58	64.1	
at Michigan St.	12/04/2022	70-63	W	21-49	.429	7-23	.304	21-24	.875	6	25	31	37.9	15	8	12	5	10	70	64.9	
Prairie View	12/11/2022	61-51	W	18-61	.295	8-29	.276	17-23	.739	14	31	45	38.7	16	15	9	8	4	61	64.4	
DePaul	12/17/2022	83-45	W	29-67	.433	13-33	.394	12-14	.857	11	32	43	39.1	13	15	12	5	14	83	66.3	
UIC	12/20/2022	92-54	W	36-70	.514	8-27	.296	12-15	.800	16	28	44	39.5	20	20	9	2	7	92	68.6	
Brown	12/29/2022	63-58	W	20-58	.345	4-21	.190	19-21	.905	14	24	38	39.4	18	11	14	4	9	63	68.2	
Ohio St.	01/01/2023	57-73	L	19-67	.284	9-31	.290	10-17	.588	14	23	37	39.2	16	11	7	5	5	57	67.3	
Illinois	01/04/2023	73-60	W	17-53	.321	7-18	.389	32-40	.800	9	26	35	38.9	17	11	8	3	11	73	67.7	
at Indiana	01/08/2023	84-83	W	29-63	.460	7-19	.368	19-28	.679	9	23	32	38.5	19	15	7	5	14	84	68.8	
Rutgers	01/11/2023	62-65	L	21-51	.412	10-27	.370	10-18	.556	10	19	29	37.9	12	14	9	6	4	62	68.4	
at Michigan	01/15/2023	78-85	L	27-64	.422	6-23	.261	18-24	.750	9	20	29	37.4	19	13	8	2	11	78	68.9	
Wisconsin	01/23/2023	66-63	W	22-51	.431	6-16	.375	16-18	.889	8	27	35	37.2	22	9	6	1	3	66	68.8	
at Nebraska	01/25/2023	78-63	W	29-56	.518	11-30	.367	9-12	.750	9	26	35	37.1	13	15	15	3	8	78	69.3	
Minnesota	01/28/2023	81-61	W	31-60	.517	9-20	.450	10-12	.833	8	21	29	36.7	18	16	4	6	7	81	69.9	
at Iowa	01/31/2023	70-86	L	27-58	.466	4-17	.235	12-14	.857	9	15	24	36.1	16	11	10	4	7	70	69.9	
Michigan	02/02/2023	51-68	L	21-56	.375	3-19	.158	6-10	.600	11	22	33	36.0	14	14	9	5	5	51	69.0	
at Wisconsin	02/05/2023	54-52	W	21-45	.467	4-15	.267	8-13	.615	6	27	33	35.8	14	11	11	5	5	54	68.3	
at Ohio St.	02/09/2023	69-63	W	24-52	.462	12-29	.414	9-13	.692	6	18	24	35.3	17	15	10	1	6	69	68.4	
Purdue	02/12/2023	64-58	W	23-56	.411	4-22	.182	14-20	.700	9	21	30	35.1	17	12	9	4	11	64	68.2	
Indiana	02/15/2023	64-62	W	21-57	.368	8-33	.242	14-14	1.000	5	20	25	34.7	16	8	4	3	7	64	68.0	
Iowa	02/19/2023	80-60	W	27-55	.491	10-20	.500	16-20	.800	6	25	31	34.6	17	15	10	3	9	80	68.5	
at Illinois	02/23/2023	62-66	L	22-63	.349	9-21	.429	9-12	.750	12	19	31	34.5	18	7	10	2	11	62	68.3	
at Maryland	02/26/2023	59-75	L	24-53	.453	5-19	.263	6-7	.857	9	19	28	34.2	12	9	7	2	2	59	67.9	
Total		1970		684-1670	.410	220-688	.320	382-507	.753	291	702	993	34.2	465	374	286	120	229	1970	67.9	
Opponents		1811		632-1534	.412	221-651	.339	326-472	.691	267	744	1011	34.9	480	389	412	103	135	1811	62.4	

Northwestern Averages

Games Played	Points/game	FG Pct	3FG Pct	FT Pct	Rebounds/game	Assists/game	Turnovers/game	Assist/Turnover ratio	Steals/game	Blocks/game
29	67.9	41.0	32.0	75.3	34.2	12.9	9.9	1.3	7.9	4.1

2022-23 OPPONENT GAME-BY-GAME STATS

				Total		3-Pointers		Free throws		Rebounds											
Opponent	Date	Score		FG-FGA	PCT	3FG-3FGA	PCT	FT-FTA	PCT	OFF	DEF	TOT	AVG	PF	A	TO	BLK	STL	PTS	AVG	
Chicago St.	11/07/2022	85-54	W	16-63	.254	9-34	.265	13-18	.722	14	22	36	36.0	28	9	12	5	6	54	54.0	
NIU	11/11/2022	63-46	W	17-51	.333	3-14	.214	9-14	.643	9	27	36	36.0	15	5	17	3	2	46	50.0	
at Georgetown	11/15/2022	75-63	W	24-57	.421	7-22	.318	8-10	.800	7	24	31	34.3	16	11	13	8	9	63	54.3	
Purdue Fort Wayne	11/18/2022	60-52	W	18-55	.327	8-35	.229	8-11	.727	7	30	37	35.0	13	13	19	3	9	52	53.8	
vs Liberty	11/22/2022	66-52	W	17-50	.340	9-30	.300	9-9	1.000	7	22	29	33.8	19	12	18	0	5	52	53.4	
vs Auburn	11/23/2022	42-43	L	13-50	.260	5-21	.238	12-18	.667	13	31	44	35.5	18	7	14	6	4	43	51.7	
Pittsburgh	11/28/2022	58-87	L	26-54	.481	14-22	.636	21-27	.778	13	28	41	36.3	16	22	10	1	5	87	56.7	
at Michigan St.	12/04/2022	70-63	W	23-55	.418	8-22	.364	9-12	.750	8	22	30	35.5	17	16	13	4	7	63	57.5	
Prairie View	12/11/2022	61-51	W	18-62	.290	8-28	.286	7-15	.467	18	29	47	36.8	23	10	16	2	4	51	56.8	
DePaul	12/17/2022	83-45	W	16-52	.308	6-21	.286	7-9	.778	5	28	33	36.4	14	9	22	3	6	45	55.6	
UIC	12/20/2022	92-54	W	17-44	.386	8-24	.333	12-19	.632	4	19	23	35.2	17	12	21	6	2	54	55.5	
Brown	12/29/2022	63-58	W	19-45	.422	9-22	.409	11-22	.500	6	25	31	34.8	19	17	17	4	4	58	55.7	
Ohio St.	01/01/2023	57-73	L	26-56	.464	6-15	.400	15-20	.750	10	36	46	35.7	13	15	12	7	5	73	57.0	
Illinois	01/04/2023	73-60	W	23-58	.397	8-28	.286	6-10	.600	9	29	38	35.9	29	13	15	6	2	60	57.2	
at Indiana	01/08/2023	84-83	W	32-62	.516	9-18	.500	10-14	.714	11	29	40	36.1	21	14	16	5	2	83	58.9	
Rutgers	01/11/2023	62-65	L	23-54	.426	11-18	.611	8-10	.800	11	23	34	36.0	15	16	11	5	8	65	59.3	
at Michigan	01/15/2023	78-85	L	29-56	.518	10-22	.455	17-24	.708	11	30	41	36.3	17	18	18	4	5	85	60.8	
Wisconsin	01/23/2023	66-63	W	22-57	.386	10-31	.323	9-16	.563	10	22	32	36.1	19	16	7	1	3	63	60.9	
at Nebraska	01/25/2023	78-63	W	25-53	.472	9-25	.360	4-8	.500	5	18	23	35.4	11	14	16	2	7	63	61.1	
Minnesota	01/28/2023	81-61	W	20-44	.455	5-18	.278	16-26	.615	9	22	31	35.2	12	13	15	2	2	61	61.1	
at Iowa	01/31/2023	70-86	L	29-52	.558	10-21	.476	18-22	.818	9	23	32	35.0	14	17	12	4	3	86	62.2	
Michigan	02/02/2023	51-68	L	24-58	.414	7-20	.350	13-16	.813	14	27	41	35.3	14	21	7	3	6	68	62.5	
at Wisconsin	02/05/2023	54-52	W	19-50	.380	9-23	.391	5-11	.455	7	19	26	34.9	14	13	9	1	6	52	62.0	
at Ohio St.	02/09/2023	69-63	W	24-48	.500	1-14	.071	14-22	.636	10	25	35	34.9	16	10	15	1	3	63	62.1	
Purdue	02/12/2023	64-58	W	17-47	.362	5-22	.227	19-24	.792	9	26	35	34.9	17	15	16	4	5	58	61.9	
Indiana	02/15/2023	64-62	W	22-45	.489	3-11	.273	15-20	.750	5	31	36	34.9	13	15	13	2	1	62	61.9	
Iowa	02/19/2023	80-60	W	23-54	.426	3-24	.125	11-16	.688	9	26	35	34.9	16	13	15	1	6	60	61.9	
at Illinois	02/23/2023	62-66	L	22-50	.440	7-24	.292	15-21	.714	10	30	40	35.1	16	6	16	6	6	66	62.0	
at Maryland	02/26/2023	59-75	L	28-52	.538	14-22	.636	5-8	.625	7	21	28	34.9	8	17	7	4	2	75	62.4	
Total		1811		632-1534	.412	221-651	.339	326-472	.691	267	744	1011	34.9	480	389	412	103	135	1811	62.4	
Northwestern		1970		684-1670	.410	220-688	.320	382-507	.753	291	702	993	34.2	465	374	286	120	229	1970	67.9	

Opponents Averages

Games Played	Points/game	FG Pct	3FG Pct	FT Pct	Rebounds/game	Assists/game	Turnovers/game	Assist/Turnover ratio	Steals/game	Blocks/game
29	62.4	41.2	33.9	69.1	34.9	13.4	14.2	0.9	4.7	3.6

2022-23 SEASON STATS

Game Records

Record	Overall	Home	Away	Neutral
ALL GAMES	20-9	13-4	6-4	1-1
CONFERENCE	11-7	6-3	5-4	0-0
NON-CONFERENCE	9-2	7-1	1-0	1-1

Score by Periods

Team	1st	2nd	OT	TOT
Northwestern	957	1013	0	1970
Opponents	840	971	0	1811

Team Box Score

No.	Player				Total		3-Point		F-Throw		Rebounds													
		GP-GS	MIN	AVG	FG-FGA	FG%	3FG-3FGA	3FG%	FT-FTA	FT%	OFF	DEF	TOT	AVG	PF	DQ	A	TO	BLK	STL	PTS	AVG		
0	BUIE, Boo	29-29	1005:54	34.7	167-413	.404	54-174	.310	110-124	.887	15	85	100	3.4	56	0	131	73	5	31	498	17.2		
1	AUDIGE, Chase	29-29	980:12	33.8	149-388	.384	60-175	.343	64-77	.831	21	72	93	3.2	71	1	81	68	19	69	422	14.6		
3	BERRY, Ty	29-29	788:55	27.2	79-231	.342	42-143	.294	45-52	.865	19	117	136	4.7	52	1	33	24	5	44	245	8.4		
31	BERAN, Robbie	29-29	781:51	27.0	73-197	.371	33-103	.320	52-62	.839	35	102	137	4.7	60	0	21	18	23	17	231	8.0		
13	BARNHIZER, Brooks	29-0	657:57	22.7	67-161	.416	19-64	.297	43-53	.811	35	94	129	4.4	43	0	31	24	9	23	196	6.8		
34	NICHOLSON, Matthew	29-20	606:52	20.9	70-119	.588	0-0	.000	39-83	.470	62	100	162	5.6	62	0	36	27	35	17	179	6.2		
5	ROPER II, Julian	15-0	321:16	21.4	24-53	.453	8-19	.421	10-22	.455	9	46	55	3.7	30	0	16	11	4	11	66	4.4		
2	MARTINELLI, Nick	15-0	141:31	9.4	17-33	.515	3-6	.500	5-10	.500	14	5	19	1.3	7	0	3	4	0	4	42	2.8		
33	HUNGER, Luke	6-0	36:43	6.1	6-14	.429	1-2	.500	3-5	.600	8	0	8	1.3	4	0	1	1	0	0	16	2.7		
10	VERHOEVEN, Tydus	29-9	456:04	15.7	31-57	.544	0-1	.000	9-17	.529	32	44	76	2.6	76	4	20	14	20	12	71	2.4		
43	SMITH, Blake	3-0	04:26	1.5	1-1	1.000	0-0	.000	0-0	.000	1	0	1	0.3	0	0	0	0	0	0	2	0.7		
53	DIXON III, Roy	13-0	18:19	1.4	0-3	.000	0-1	.000	2-2	1.000	0	3	3	0.2	4	0	1	3	0	1	2	0.2		
Team											40	34	74					19						
Total		29	5800		684-1670	.410	220-688	.320	382-507	.753	291	702	993	34.2	465	6	374	286	120	229	1970	67.9		
Opponents		29	5800		632-1534	.412	221-651	.339	326-472	.691	267	744	1011	34.9	480	6	389	412	103	135	1811	62.4		

Team Statistics

	NU	OPP
Scoring	1970	1811
Points per game	67.9	62.4
Scoring margin	+5.5	-
Field goals-att	684-1670	632-1534
Field goal pct	.410	.412
3 point fg-att	220-688	221-651
3-point FG pct	.320	.339
3-pt FG made per game	7.6	7.6
Free throws-att	382-507	326-472
Free throw pct	.753	.691
F-Throws made per game	13.2	11.2
Rebounds	993	1011
Rebounds per game	34.2	34.9
Rebounding margin	-0.6	-
Assists	374	389
Assists per game	12.9	13.4
Turnovers	286	412
Turnovers per game	9.9	14.2
Turnover margin	+4.3	-
Assist/turnover ratio	1.3	0.9
Steals	229	135
Steals per game	7.9	4.7
Blocks	120	103
Blocks per game	4.1	3.6
Winning streak	0	-
Home win streak	3	-
Attendance	80984	135386
Home games-Avg/Game	17-4764	10-13539
Neutral site-Avg/Game	-	2-739

Team Results

Date	Opponent		Score	Att.
11/07/2022	Chicago St.	W	85-54	2676
11/11/2022	NIU	W	63-46	3077
11/15/2022	at Georgetown	W	75-63	5518
11/18/2022	Purdue Fort Wayne	W	60-52	2931
11/22/2022	vs Liberty	W	66-52	321
11/23/2022	vs Auburn	L	42-43	1156
11/28/2022	Pittsburgh	L	58-87	2606
12/04/2022	at Michigan St.	W	70-63	14797
12/11/2022	Prairie View	W	61-51	3861
12/17/2022	DePaul	W	83-45	4081
12/20/2022	UIC	W	92-54	3704
12/29/2022	Brown	W	63-58	3730
01/01/2023	Ohio St.	L	57-73	4372
01/04/2023	Illinois	W	73-60	7039
01/08/2023	at Indiana	W	84-83	16759
01/11/2023	Rutgers	L	62-65	5274
01/15/2023	at Michigan	L	78-85	12009
01/23/2023	Wisconsin	W	66-63	4218
01/25/2023	at Nebraska	W	78-63	13205
01/28/2023	Minnesota	W	81-61	6064
01/31/2023	at Iowa	L	70-86	11667
02/02/2023	Michigan	L	51-68	6234
02/05/2023	at Wisconsin	W	54-52	15632
02/09/2023	at Ohio St.	W	69-63	12305
02/12/2023	Purdue	W	64-58	7039
02/15/2023	Indiana	W	64-62	7039
02/19/2023	Iowa	W	80-60	7039
02/23/2023	at Illinois	L	62-66	15544
02/26/2023	at Maryland	L	59-75	17950

2022-23 BIG TEN ONLY STATS

Game Records

Record	Overall	Home	Away	Neutral
ALL GAMES	11-7	6-3	5-4	0-0
CONFERENCE	11-7	6-3	5-4	0-0
NON-CONFERENCE	0-0	0-0	0-0	0-0

Score by Periods

Team	1st	2nd	OT	TOT
Northwestern	610	612	0	1222
Opponents	541	665	0	1206

Team Box Score

No. Player					Total		3-Point		F-Throw		Rebounds												
		GP-GS	MIN	AVG	FG-FGA	FG%	3FG-3FGA	3FG%	FT-FTA	FT%	OFF	DEF	TOT	AVG	PF	DQ	A	TO	BLK	STL	PTS	AVG	
0	BUIE, Boo	18-18	646:58	35.9	114-264	.432	31-100	.310	89-100	.890	10	51	61	3.4	36	0	82	44	3	19	348	19.3	
1	AUDIGE, Chase	18-18	625:20	34.7	92-248	.371	36-109	.330	33-42	.786	12	42	54	3.0	42	0	42	35	8	42	253	14.1	
3	BERRY, Ty	18-18	475:28	26.4	47-132	.356	25-80	.313	26-31	.839	9	64	73	4.1	33	1	15	17	1	24	145	8.1	
13	BARNHIZER, Brooks	18-0	428:23	23.8	47-107	.439	14-39	.359	27-32	.844	20	63	83	4.6	32	0	19	13	4	12	135	7.5	
31	BERAN, Robbie	18-18	444:24	24.7	37-105	.352	17-57	.298	28-32	.875	14	54	68	3.8	35	0	15	9	12	11	119	6.6	
34	NICHOLSON, Matthew	18-17	398:27	22.1	42-71	.592	0-0	.000	21-49	.429	38	53	91	5.1	44	0	21	15	19	11	105	5.8	
5	ROPER II, Julian	8-0	179:34	22.4	14-29	.483	6-13	.462	4-11	.364	5	23	28	3.5	16	0	7	2	4	6	38	4.8	
2	MARTINELLI, Nick	12-0	120:38	10.1	14-24	.583	2-4	.500	5-10	.500	11	4	15	1.3	5	0	1	4	0	3	35	2.9	
10	VERHOEVEN, Tydus	18-1	275:01	15.3	19-28	.679	0-0	.000	6-9	.667	19	21	40	2.2	49	3	11	8	14	8	44	2.4	
53	DIXON III, Roy	8-0	04:57	0.6	0-1	.000	0-0	.000	0-0	.000	0	0	0	0.0	0	0	1	0	0	0	0	0.0	
33	HUNGER, Luke	1-0	00:50	0.8	0-0	.000	0-0	.000	0-0	.000	0	0	0	0.0	0	0	0	0	0	0	0	0.0	
Team											17	21	38				9						
Total		18	3600		426-1009	.422	131-402	.326	239-316	.756	155	396	551	30.6	292	4	214	156	65	136	1222	67.9	
Opponents		18	3600		431-951	.453	135-378	.357	209-300	.697	164	459	623	34.6	282	4	262	233	62	79	1206	67.0	

Team Statistics

	NU	OPP
Scoring	1222	1206
Points per game	67.9	67.0
Scoring margin	+0.9	-
Field goals-att	426-1009	431-951
Field goal pct	.422	.453
3 point fg-att	131-402	135-378
3-point FG pct	.326	.357
3-pt FG made per game	7.3	7.5
Free throws-att	239-316	209-300
Free throw pct	.756	.697
F-Throws made per game	13.3	11.6
Rebounds	551	623
Rebounds per game	30.6	34.6
Rebounding margin	-4.0	-
Assists	214	262
Assists per game	11.9	14.6
Turnovers	156	233
Turnovers per game	8.7	12.9
Turnover margin	+4.3	-
Assist/turnover ratio	1.4	1.1
Steals	136	79
Steals per game	7.6	4.4
Blocks	65	62
Blocks per game	3.6	3.4
Winning streak	0	-
Home win streak	3	-
Attendance	54318	129868
Home games-Avg/Game	9-6035	9-14430
Neutral site-Avg/Game	-	0-0

Team Results

Date	Opponent		Score	Att.
12/04/2022	at Michigan St.	W	70-63	14797
01/01/2023	Ohio St.	L	57-73	4372
01/04/2023	Illinois	W	73-60	7039
01/08/2023	at Indiana	W	84-83	16759
01/11/2023	Rutgers	L	62-65	5274
01/15/2023	at Michigan	L	78-85	12009
01/23/2023	Wisconsin	W	66-63	4218
01/25/2023	at Nebraska	W	78-63	13205
01/28/2023	Minnesota	W	81-61	6064
01/31/2023	at Iowa	L	70-86	11667
02/02/2023	Michigan	L	51-68	6234
02/05/2023	at Wisconsin	W	54-52	15632
02/09/2023	at Ohio St.	W	69-63	12305
02/12/2023	Purdue	W	64-58	7039
02/15/2023	Indiana	W	64-62	7039
02/19/2023	Iowa	W	80-60	7039
02/23/2023	at Illinois	L	62-66	15544
02/26/2023	at Maryland	L	59-75	17950