

UNRIVALED

PENN STATE FOOTBALL



862 WINS
(8th in Nation)

46 BOWL GAMES
(7-9th in Nation)

28 BOWL WINS
(7-4th in Nation)

99 1ST TEAM ALL-AMERICANS

GAME 9

NOVEMBER 5, 2016 - 7:30 PM

University Park, Pa.
Beaver Stadium [106.572]

Series: Penn State, 13-12
Last Meeting: Penn State 38, Iowa 14
October 20, 2012- Kinnick Stadium
Complete Series Info on Page 7

Penn State is appearing on television for the 285th time in its last 287 regular season games.



PxP: Kevin Kugler
Analyst: Matt Millen
Sideline: Lisa Byington



PxP: Steve Jones
Analyst: Jack Ham
Sideline: Derrick Williams

Local: 93.7 FM/1450 AM
Web: GoPSUsports.com
Sirius/XM/Internet: 135/195/957

PENN STATE NITTANY LIONS

6-2, 4-1 Big Ten

Head Coach: James Franklin
Record at Penn State (3rd season): 20-14
Career Record (6th season): 44-29
vs. Iowa: First Meeting



IOWA HAWKEYES

5-3, 3-2 Big Ten

Head Coach: Kirk Ferentz
Record at Iowa (18th season): 132-89
Career Record (21st season): 144-111
vs. Penn State: 8-4

INSIDE THE GAME

NO. 12 PENN STATE SET FOR ANOTHER PRIMETIME CLASH IN BEAVER STADIUM

The lights will be on again in Beaver Stadium as Penn State hosts the defending Big Ten West champions, Iowa, in a primetime clash set for 7:30 p.m. on BTN.

Penn State will carry a trio of winning streaks into the contest. It has won its last four straight overall and all five at home this season. The Nittany Lions have also claimed the last two meetings against the Hawkeyes.

At 4-1 in Big Ten games, Penn State sits second in the East Division standings, holding a tiebreaker over Ohio State, which is also 4-1. Iowa is looking to breakout of a four-way tie for second in the West Division with a 3-2 record.

Iowa will be Penn State's third and final Big Ten crossover opponent this season. The Nittany Lions rallied for an overtime win over Minnesota (Oct. 1), and most recently returned from Purdue, where they won 62-24.

Led by Saquon Barkley, Penn State outscored Purdue 45-7 in the second half. Barkley posted career highs with 207 rushing yards and 277 (207 rushing, 70 receiving) all-purpose yards, setting a sophomore record in the latter category. With 888 yards on the season, he leads the Big Ten and is poised for his second 1,000-yard rushing season in as many years.

Iowa enters the game coming off of a bye week after falling to current No. 8 Wisconsin, 17-9, at home in its most recent outing. The Hawkeyes rose as high as No. 13 in the AP poll and No. 10 in the USA Today Coaches poll in September. They are led on defense by Desmond King, the reigning Jim Thorpe Award winner as the nation's top defensive back, and Josey Jewell, who ranks second in the Big Ten in tackles per game.

The game will be Penn State's fifth annual "Seats for Servicemembers" game. The program honors the commitment and sacrifices of veterans, families and loved ones by providing tickets at no cost to active and retired Servicemembers, as well as a complimentary pregame tailgate at Bryce Jordan Center. Penn State supporters, alumni, and business donations have graciously made this possible. Made possible by Penn State supporters, 10,000 tickets were made available for military members and veterans, their families and loved ones.

BREAKDOWN

RUSHING

Penn State: Saquon Barkley 147 for 888 yds (111.0), 10 TD
Iowa: Akrum Wadley 90 for 636 yds (79.5), 8 TD

PASSING

Penn State: Trace McSorley 123-of-223, 1,818 yds (227.2), 12 TD/3 INT
Iowa: C.J. Beathard 118-of-201, 1,380 yds (172.5), 11 TD/4 INT

RECEIVING

Penn State: Chris Godwin 30 for 422 yds (62.8), 5 TD
Iowa: Riley McCarron 30 for 336 yds (42.0), 3 TD

DEFENSE

Penn State: Marcus Allen 69 tkl, 4.0 TFL, 2 PBU, FR, BLK FG
Iowa: Josey Jewell 77 tkl, 3.5 TFL, 4 PBU

PSU

33.6
161.5
124-226-3
230.5
392.0
+1
27.0
183.4
169-267-8
197.0
380.4

TEAM

SCORING/GAME 28.1
RUSHING/GAME 167.9
PASSING (C-A-INT) 123-209-4
PASSING/GAME 180.2
TOTAL OFFENSE/GAME 348.1
TURNOVER MARGIN +7
PTS ALLOWED/GAME 18.9
OPP. RUSH YDS/GAME 153.8
OPP. PASSING 133-254-5
OPP. PASS YDS/GAME 223.6
OPP. TOTAL OFFENSE/GAME 377.4

IOWA

2016 SCHEDULES

PENN STATE

Overall (B1G): 6-2 (4-1 East) Home: 5-0 Road: 1-2 Ntrl: 0-0

PSU Rank	Opponent (Rank)	Time/Result	TV	Note/Attend.
September				
3	KENT STATE	W, 33-13	BTN	94,378
10	at Pittsburgh	L, 39-42	ESPN	69,983
17	TEMPLE	W, 34-27	BTN	100,420
24	at Michigan * (4/5)	L, 10-49	ABC	110,319
October				
1	MINNESOTA *	W, 29-26 (OT)	BTN	95,332
8	MARYLAND *	W, 38-14	BTN	100,778
22	OHIO STATE * (2/2)	W, 24-21	ABC	107,280
29 (24/-)	at Purdue *	W, 62-24	ABC/ESPN2	33,153
November				
5 (20/23/12)	IOWA *	7:30 p.m.	BTN	1st meeting since 2012
12	at Indiana *	TBA		PSU leads series 18-1
19	at Rutgers *	8 p.m.	BTN	PSU has won last 9
26	MICHIGAN STATE *	TBA		20th regular season finale vs. MSU

* - B1G game

All times Eastern

Rankings: AP/Coaches/CFP

IOWA

Overall (B1G): 5-3 (3-2 West) Home: 2-3 Road: 3-0 Ntrl: 0-0

Rank	Opponent (Rank)	Time/Score	TV	Attend.
September				
3 (17/15)	MIAMI (Ohio)	W, 45-21	ESPNU	68,390
10 (16/10)	IOWA STATE	W, 42-3	BTN	70,585
17 (13/11)	NORTH DAKOTA STATE	L, 23-21	ESPN2	70,585
24 (-/25)	at Rutgers *	W, 14-7	ESPN2	44,016
October				
1	NORTHWESTERN *	L, 31-38	ESPNU	67,047
8	at Minnesota *	W, 14-7	ESPN2	49,145
15	at Purdue *	W, 49-35	ESPN2	40,239
22	WISCONSIN * (10/10)	L, 9-17	ESPN	70,585
November				
5	at Penn State * (20/23/12)	7:30 p.m.	BTN	
12	MICHIGAN *	8 p.m.	ABC/ESPN/ESPN2	
19	at Illinois *	TBA		
26	Nebraska *	TBA		

* - B1G game

All times Eastern

Rankings: AP/Coaches

TABLE OF CONTENTS

Page 2 Quick Facts/NFL Notes
Page 3 B1G Standings/Media Info/Future Schedules
Page 4-5 Head Coach James Franklin
Page 6 Opponent Tracker/National Polls
Page 7 The Series vs. Iowa
Page 8-16 Iowa Notes
8 Record Breakdown
9 Winningest Programs
10 Honors & Awards

11 Saquon Barkley/Sensational Saquon
12 Chunk Plays
13 National Nits
14 Historic Win
15 Community Service
Page 17-18 Season Notes
17 Classroom Success
18 Coaching Staff Notes
Page 19 Starts Chart/Career Starts

Page 20 Depth Chart/Pronunciations/Asst. Coaches
Page 21-22 Numerical Roster
Page 23-24 Alphabetical Roster
Page 25 The Last Time...
Page 26 Record Watch
Page 27-34 Games 1-8
Page 35-49 Player Bios
Page 50-65 Statistics

PROGRAM NOTES

130TH SEASON OF GRIDIRON EXCELLENCE

Penn State is in its 130th season of intercollegiate football and owns an 862-384-42 record, to rank No. 8 nationally in all-time victories.

WINNING RECORD

Penn State and Wisconsin are the only Big Ten teams that have posted a winning season the last 11 consecutive years. Only seven additional FBS teams (USC, LSU, Florida State, Oklahoma, Oregon, Virginia Tech, Boise State) have posted winning records each of the last 11 years.

ACADEMIC EXCELLENCE

A total of 370 of Penn State football student-athletes, including 23 in 2015, have earned Academic All-Big Ten honors since 1993 for owning at least a 3.0 grade point average and being a letterwinner.

ONE OF NATION'S TOUGHEST HOME VENUES

Penn State owns a superlative 276-72 (.793) record inside Beaver Stadium, the nation's second-largest facility, which opened in 1960 and has a capacity of 106,572.

QUICK FACTS

UNIVERSITY

NAME	The Pennsylvania State University
LOCATION	University Park, Pa.
FOUNDED	1855
ENROLLMENT	46,606
NICKNAME	Nittany Lions
COLORS	Blue & White
CONFERENCE	Big Ten
DIVISION	NCAA Division I
STADIUM	Beaver Stadium (106,572)
STADIUM SURFACE	Natural Grass
PRESIDENT	Dr. Eric Barron
ATHLETICS DIRECTOR	Sandy Barbour
HEAD COACH	James Franklin (3rd Season)
FOOTBALL OFFICE	814-865-0412
TICKET OFFICE	1-800-NITTANY

FOOTBALL HISTORY

FIRST YEAR	1887
ALL-TIME RECORD	862-384-42 (130th Season) <i>8th in victories</i>
ALL-TIME BIG TEN RECORD	117-72 (24th Season)
ALL-TIME BOWL RECORD	28-16-2 (.630) <i>T-4th in bowl victories</i>
YEARS IN POST SEASON PLAY	.46 <i>T-9th in bowl appearances</i>
BEAVER STADIUM RECORD	276-72 (.793)

ASSISTANT COACHES

BRENT PRY	Buffalo; 1993 Associate Head Coach/Defensive Coordinator/ Linebackers (3rd Season)
JOE MOORHEAD	Fordham; 1996 Offensive Coordinator/Quarterbacks (1st Season)
CHARLES HUFF	Hampton; 2005 Special Teams Coordinator/Running Backs (3rd Season)
TIM BANKS	Central Michigan; 1995 Co-Defensive Coordinator/Safeties (1st Season)
JOSH GATTIS	Wake Forest; 2006 Offensive Recruiting Coordinator/Asst. Special Teams/ Wide Receivers (3rd Season)
MATT LIMEGROVER	University of Chicago; 1991 Offensive Line (1st Season)
RICKY RAHNE	Cornell; 2002 Passing Game Coordinator/Tight Ends (3rd Season)
TERRY M. SMITH	Penn State; 1991 Assistant Head Coach/Defensive Recruiting Coordinator/ Cornerbacks (3rd Season)
SEAN SPENCER	Clarion; 1995 Run Game, Defensive Line (3rd Season)
DWIGHT GALT	Maryland; 1981 Assistant AD of Performance Enhancement (3rd Season)

BIG BEST



OFFENSIVE POTW: Saquon Barkley • Penn State • So. • RB • Coplay, Pa.

- Set career highs with 207 rushing yards and 277 all-purpose yards in Penn State's victory over Purdue
- Carried the ball 18 times for an average of 11.5 yards per attempt with two touchdowns, including an 81-yard score
- Added three catches for 70 yards
- Claims his second career Offensive Player of the Week award and second of the season
- Last Penn State Offensive Player of the Week: Saquon Barkley (Oct. 10, 2016)



DEFENSIVE POTW: Marcus Oliver • Indiana • Jr. • LB • Hamilton, Ohio

- Established career highs with two sacks and 2.5 tackles for loss in Indiana's win over Maryland
- Recorded his 10th and 11th career forced fumbles to set a new school record
- Finished with eight tackles, including seven solo stops

DEFENSIVE POTW: Ryan Connelly • Wisconsin • So. • LB • Eden Prairie, Minn.

- Talled a career-high 11 tackles, including seven solo stops, in Wisconsin's overtime victory over Nebraska
- Recorded 2.5 tackles for loss, including one on Nebraska's lone possession in overtime
- Added two pass break-ups



SPECIAL TEAMS POTW: Kenny Allen • Michigan • Sr. • K/P • Fenton, Mich.

- Went 3-for-3 on both field goals and extra points in Michigan's victory at Michigan State
- Converted field goals from 23, 23 and 45 yards
- Recorded touchbacks on three of his six kickoffs and averaged 40.7 yards on three punts
- Earns his first career Special Teams Player of the Week honor
- Last Michigan Special Teams Player of the Week: Jabrill Peppers (Sept. 19, 2016)



FRESHMAN POTW: Tyler Natee • Indiana • RB • Euless, Texas

- Set career highs with 18 carries and 111 rushing yards in the Hoosiers' victory over Maryland
- Recorded a two-yard touchdown run in the fourth quarter
- Helped Indiana record 414 rushing yards, its most against a Big Ten opponent since 2001
- Wins his first career weekly award
- Last Indiana Freshman of the Week: Marcelino Ball (Sept. 12, 2016)

LIONS IN THE NFL

30 NITTANY LIONS ON NFL ROSTERS

Thirty Penn State players are on the rosters of 22 NFL teams. The Nittany Lions are perennially a top-15 program in producing players in the NFL. In addition to the 30 players on 53-man rosters, the Nittany Lions have two former players on practice squads.

Most recently, 12th-season veteran Robbie Gould was signed by the Giants and Deion Barnes was added to the Chiefs practice squad.

The Jacksonville Jaguars and Miami Dolphins each boast three former Nittany Lions on their active rosters. The Jaguars have 10-year veteran and 2013 Pro Bowl linebacker Paul Posluszny, Pro Bowl selection Allen Robinson and seven-year vet Jared Odrick among their 53-man roster, while Miami lays claim to eight-year veteran Cameron Wake, second-year pro Mike Hull and rookie and sixth round draft pick Jordan Lucas.

Four additional NFL squads lay claim to two former Nittany Lions on their opening week rosters: Dallas, New Orleans, San Francisco and Tennessee.

Six players from Penn State's 2015 squad made NFL teams as rookies: Christian Hackenberg (N.Y. Jets), Austin Johnson (Tennessee), Jordan Lucas (Miami), Carl Nassib (Cleveland), Anthony Zettel (Detroit) and Trevor Williams (San Diego). Additionally, Kyle Carter is on Minnesota's practice squad.

There are also two Nittany Lions on NFL rosters that did not play football at Penn State in Chris Hogan (New England) and Ross Travis (Kansas City). Hogan, a wide receiver in his fifth NFL season, played lacrosse for the Nittany Lions and went to play football at Monmouth after earning his Penn State degree. Travis, a tight end, was a standout men's basketball player.

Penn State has had 44 NFL Draft picks since 2006, including 20 in the first three rounds, and at least three draft picks 18 times since starting Big Ten Conference competition in 1993. A total of 343 Nittany Lions have been selected all-time in the NFL Draft.

For the 45th time in the Super Bowl's 50-game history, at least one Penn State alumnus was a member of one of the participating teams (19 times in total 21 years). Thirty-eight former Nittany Lions have earned a total of 55 Super Bowl rings, most recently Jordan Norwood with Denver last year. A total of 106 Nittany Lions have been on Super Bowl rosters.

- Arizona Cardinals (1):** A.Q. Shipley (7)
 - Baltimore Ravens (1):** John Urschel (3)
 - Cleveland Browns (1):** Carl Nassib (1)
 - Chicago Bears (1):** Adrian Amos (2)
 - Dallas Cowboys (2):** Jack Crawford (5), Sean Lee ^c (7)
 - Denver Broncos (1):** Jordan Norwood (8)
 - Detroit Lions (1):** Anthony Zettel (1)
 - Houston Texans (1):** Devon Still (4)
 - Jacksonville Jaguars (3):** Jared Odrick (7), Paul Posluszny ^c (10), Allen Robinson (3)
 - Kansas City Chiefs (2):** Tamba Hali (11), Ross Travis (1; former MBB player), Deion Barnes*
 - Miami Dolphins (3):** Mike Hull (2), Jordan Lucas (1), Cameron Wake ^c (8)
 - Minnesota Vikings (1):** Kyle Carter* (1)
 - New England Patriots:** Chris Hogan (5; former MLAX player)
 - New Orleans Saints (2):** Michael Mauti ^c (4), Nathan Stupar (5)
 - New York Jets (1):** Christian Hackenberg (1)
 - New York Giants (1):** Robbie Gould (12)
 - Oakland Raiders (1):** Matt McGloin (4)
 - Philadelphia Eagles (1):** Stefen Wisniewski (6)
 - Pittsburgh Steelers (1):** Jesse James (2)
 - San Diego Chargers (1):** Trevor Williams (1)
 - San Francisco 49ers (2):** NaVorro Bowman (7), Gerald Hodges (4)
 - Seattle Seahawks (1):** Garry Gilliam (3)
 - Tampa Bay Buccaneers (1):** Donovan Smith (2)
 - Tennessee Titans (2):** Austin Johnson (1), DaQuan Jones (3)
- * Practice Squad ^c Team Captain

EIGHT FORMER LIONS ON NFL COACHING STAFFS

Eight former Nittany Lions are patrolling the sidelines as part of NFL coaching staffs in 2016.

- Gary Brown (Dallas, running backs)
 - Bobby Engram (Baltimore, wide receivers)
 - Al Golden (Detroit, tight ends)
 - D'Anton Lynn (Buffalo, defensive assistant)
 - John McNulty (Tennessee, quarterbacks)
 - Mike Munchak (Pittsburgh, offensive line)
 - Jeff Nixon (San Francisco, tight ends)
 - Darren Perry (Green Bay, safeties)
- Also, former Penn State quarterbacks coach Jim Caldwell is in his third season as the head coach of the Detroit Lions.

FUTURE SCHEDULES

2017 Schedule

Sept. 2	AKRON
Sept. 9	PITTSBURGH
Sept. 16	GEORGIA STATE
Sept. 23	at Iowa*
Sept. 30	INDIANA*
Oct. 7	at Northwestern*
Oct. 21	MICHIGAN*
Oct. 28	at Ohio State*
Nov. 4	at Michigan State*
Nov. 11	RUTGERS*
Nov. 18	NEBRASKA*
Nov. 25	at Maryland*

2018 Schedule

Sept. 1	APPALACHIAN STATE
Sept. 8	at Pittsburgh
Sept. 15	KENT STATE
Sept. 22	at Illinois*
Sept. 29	OHIO STATE*
Oct. 13	MICHIGAN STATE*
Oct. 20	at Indiana*
Oct. 27	IOWA*
Nov. 3	at Michigan*
Nov. 10	WISCONSIN*
Nov. 17	at Rutgers*
Nov. 24	MARYLAND*

2019 Schedule

Aug. 31	IDAHO
Sept. 7	BUFFALO
Sept. 14	PITTSBURGH
Sept. 28	at Maryland*
Oct. 5	PURDUE*
Oct. 12	at Iowa*
Oct. 19	MICHIGAN*
Oct. 26	at Michigan State*
Nov. 9	at Minnesota*
Nov. 16	INDIANA*
Nov. 23	at Ohio State*
Nov. 30	RUTGERS*

Future Non-Conference Games

2020	at Virginia Tech
Sept. 11, 2021	BALL STATE
Sept. 18, 2021	AUBURN
Sept. 17, 2022	at Auburn
2023	WEST VIRGINIA
2024	at West Virginia
2025	VIRGINIA TECH

PENN STATE MEDIA SERVICES

FOOTBALL CONTACTS

Kris Petersen Cell: 814-883-4581	E-mail: kap18@psu.edu Twitter: @GoPSUKris
Greg Campbell Cell: 814-876-0824	E-mail: gxc35@psu.edu Twitter: @SID_Greg
Arielle Sargent Cell: 814-321-8286	E-mail: ans26@psu.edu Twitter: @arielle_sargent
Mark Brumbaugh Cell: 814-441-9145	E-mail: mgb28@psu.edu Twitter: @markbrumbaugh

Assoc. AD for Strategic Communications: Jeff Nelson
Associate Directors: Alissa Clendenen, Kris Petersen
Assistant Directors: Mark Brumbaugh, Greg Campbell, Pat Donghia, John Hanna, Will Rottler, Megan Samassa, Arielle Sargent, Jeff Smith
Admin. Assistant: Vonda Harpster
Strategic Communications Office: 814-865-1757
Website: GoPSUsports.com
Address: 101D Bryce Jordan Center, University Park, Pa., 16802

SUNDAY:
9 a.m. - Cumulative stats available at GoPSUsports.com.

MONDAY:
8 p.m. - Game Notes available at GoPSUsports.com.

TUESDAY:
12:30 p.m. - Penn State Weekly Press Conference
James Franklin and at least two players available for questions in person and via telephone at Beaver Stadium.

To participate please contact the Strategic Communications Office at 814-865-1757 prior to 11 a.m. ET. Please contact Strategic Communications for FTP information for video/audio from the press conference.

1:28 p.m.: Head coach James Franklin available on the Big Ten weekly teleconference.

TUESDAY-WEDNESDAY:
9 a.m. - 2 p.m. - Player Interviews
Selected players available via teleconference interviews. For information, please contact Vonda Harpster at PSU Strategic Communications (vkh1@psu.edu; 814-865-1757).

WEDNESDAY:
Approximately 6:15 p.m. - Wednesday Practice Availability
Media can watch last 10 minutes of practice, James Franklin and one player will be available post-practice.

THURSDAY:
TBA: Thursday Assistant Coach Teleconference
Selected players available via teleconference interviews. For information, please contact Vonda Harpster at PSU Strategic Communications (vkh1@psu.edu; 814-865-1757).

6:05 p.m.: The Penn State Coaches Show at LettermanS in State College (James Franklin).

SATURDAY:
Post-Game: James Franklin and selected players will be available immediately following the game.
Please contact Strategic Communications for FTP audio/video information (home games only).

BIG STANDINGS

EAST	BIG TEN		OVERALL		
	W-L	%	W-L	%	vs. T25
Michigan	5-0	1.000	8-0	1.000	3-0
Ohio State	4-1	0.800	7-1	.875	2-1
Penn State	4-1	0.800	6-2	.750	1-1
Maryland	2-3	0.400	5-3	.625	0-1
Indiana	2-3	0.400	4-4	.500	0-2
Michigan State	0-5	0.000	2-6	.250	0-2
Rutgers	0-5	0.000	2-6	.250	0-3

WEST	BIG TEN		OVERALL		
	W-L	%	W-L	%	vs. T25
Nebraska	4-1	0.800	7-1	.875	0-1
Minnesota	3-2	0.600	6-2	.750	2-2
Wisconsin	3-2	0.600	6-2	.750	0-1
Iowa	3-2	0.600	5-3	.625	0-1
Northwestern	3-2	0.600	4-4	.500	0-3
Purdue	1-4	0.200	3-5	.375	0-2
Illinois	1-4	0.200	2-6	.250	0-4

BIG TEN SCHEDULE (All Times Eastern)

Saturday, Nov. 5
IOWA AT PENN STATE, 7:30 (BTN)
 Michigan State at Illinois, Noon (ESPNews)
 Wisconsin at Northwestern, Noon (ABC)
 Indiana at Rutgers, Noon (BTN)
 Maryland at Michigan, 3:30 p.m. (ESPN)
 Purdue at Minnesota, 3:30 p.m. (BTN)
 Nebraska at Ohio State, 8:00 p.m. (ABC)

BIG TEN MEDIA SERVICES:

BIG TEN CONFERENCE RELEASE/STATISTICS: The Big Ten Conference football release, with standings and statistics, is available at www.bigten.org.

BIG TEN PLAYERS OF THE WEEK: The Big Ten Conference will be announcing Players of the Week every Monday during the season.

BIG TEN COACHES TELECONFERENCE: The Big Ten will conduct a football coaches teleconference every Tuesday during the season, from Aug. 30 to November 22. All 14 head coaches will be available to answer questions for eight minutes. Please contact the Big Ten Communications staff (847-696-1010) for the phone numbers for the teleconference.

MONDAY	TUESDAY	WEDNESDAY	THURSDAY	FRIDAY	SATURDAY	SUNDAY
Game Notes Available by 8 p.m. on GoPSUsports.com	James Franklin Press Conference 12:30 p.m. (ET) B1G Teleconference 1:28 p.m. (ET) Player Teleconferences	Practice Availability & James Franklin Post Practice Approx. 6:15 p.m. Player Teleconferences	PSU Asst. Coach Teleconferences Penn State Coaches Show 6:05 p.m. LettermanS	No Coach/Player Availability	IOWA 7:30 p.m. BTN/Penn State Sports Network Beaver Stadium	Updated Statistics Available 9 a.m. GoPSUsports.com



@PennStateFBall



PSUFBall

2016

PSUnvaled.com

GoPSUsports.com



FRANKLIN FILE

Born: February 2, 1972
Hometown: Langhorne, Pa.
Wife: Fumi
Daughters: Shola & Addison

Education:
 East Stroudsburg, 1995; B.S. in Psychology
 Washington State, 1999; M.A. in Educational Leadership

Playing Career:
 East Stroudsburg; Quarterback, 1991-94

Coaching Experience

2014-pres.	Head Coach	Penn State
2011-13	Head Coach	Vanderbilt
2008-10	Asst HC/Off. Coord./QBs	Maryland
2006-07	Off. Coord./QBs	Kansas State
2005	Wide Receivers	Green Bay Packers
2000-04	Recruiting Coord./WRs	Maryland
1999	Wide Receivers	Idaho State
1998	Grad. Asst./Tight Ends	Washington State
1997	Wide Receivers	James Madison
1996	Grad. Asst./Secondary	East Stroudsburg
1995	Wide Receivers	Kutztown

BOWL RESULTS

Year	School	Bowl	Result (Opp.)
2011	Vanderbilt	Liberty	L, 24-31 (Cincinnati)
2012	Vanderbilt	Music City	W, 38-24 (N.C. State)
2013	Vanderbilt	BBVA Compass	W, 32-21 (Houston)
2014	Penn State	PinStripe	W, 31-30 (Boston College)
2015	Penn State	TaxSlayer	L, 17-24 (Georgia)

HEAD COACH JAMES FRANKLIN

CAREER AT A GLANCE

- Franklin enters his sixth year as a collegiate head coach, leading his first six squads to a bowl game, with post-season victories the past three of the last four years.
- He owns a 44-29 career record, with four consecutive winning seasons.
- Franklin has 21 years of coaching experience at the collegiate and NFL level.
- In his first four years as a head coach, Franklin mentored 16 players that have gone on to the NFL ranks.
- Franklin has secured Top 25 recruiting classes each of the last four seasons, including back-to-back Top 20 classes at Penn State.
- Franklin emphasizes four core values for the Penn State program -- a positive attitude, great work ethic, competing on and off the field and the ability to sacrifice.

NITTANY LIONS ON THE FIELD

- Franklin was named the 16th head football coach in the storied history of the Nittany Lion program on January 11, 2014.
- Franklin guided the Nittany Lions to a 7-6 record in 2015 and a berth in the TaxSlayer Bowl.
- Under Franklin's tutelage, Carl Nassib claimed a trio of national awards -- Lombardi Award, Lott IMPACT Trophy and Ted Hendricks Award -- and became Penn State's 13th unanimous Consensus All-American.
- Nassib also led the nation in sacks with a school-record 15.5 in 2015.
- The 2015 season also saw Christian Hackenberg break every Penn State career passing record, including passing yards, passing touchdowns and completions, and true freshman Saquon Barkley break the freshman season rushing record with a 1,000-yard campaign.
- Barkley was named the Big Ten Network's Freshman of the Year and claimed second team All-Big Ten honors, while wide receiver Chris Godwin (second team) and defensive tackles Austin Johnson (second team) and Anthony Zettel (third team) also earned All-Big Ten accolades.
- Franklin's first season was bookended with a pair of thrilling victories for the Nittany Lions as the Penn State head coach's inaugural season began with a final-play 26-24 victory over UCF in Dublin, Ireland in Penn State's first-ever international game and ended with a comeback, a 31-30 overtime win over Boston College in the New Era PinStripe Bowl in Yankee Stadium. The Nittany Lions overcame a 14-point deficit late in the third quarter, tying the largest comeback in Penn State's bowl history.
- With the PinStripe Bowl win, Franklin became just the third Penn State coach to lead the team to at least seven wins in his first season, joining Dick Harlow (1915) and Bill O'Brien (2012).

- Franklin guided the Nittany Lions to a 4-0 start, joining Harlow as the only first-year Penn State coaches to win their initial four games.
- In Franklin's first season at Penn State, he helped Mike Hull to the Butkus-Fitzgerald Big Ten Linebacker of the Year award to carry on the "Linebacker U" tradition.
- Zettel earned All-Big Ten first team honors, while receiver DaeSean Hamilton garnered All-Big Ten second team accolades after pulling in 82 catches for 899 yards.

NITTANY LIONS IN THE CLASSROOM

- The 2015 fall semester saw the Nittany Lions post a record 56 squad members with at least a 3.0 grade-point average, marking the fifth consecutive semester (including summer sessions) the Nittany Lions have had more than 50 student-athletes with a 3.0 GPA or better.
- The 56 Nittany Lions with a 3.0 GPA or higher surpasses the mark of 55 set by the 2008 fall semester for the most 3.0 students in a semester in football program history.
- Additionally, 22 Nittany Lions earned Academic All-Big Ten recognition in 2015.
- Tyler Yazujian collected a berth on the CoSIDA Academic All-America® second team in 2015.
- A total of 23 Nittany Lions posted a 3.5 GPA or higher in the 2015 fall semester, with 19 earning Dean's List recognition for having 3.5 GPA or higher with 12 credits earned in undergraduate work.
- The Nittany Lion freshmen were impressive in the 2015 fall semester with 14 posting a 3.0 or higher.
- During Franklin's first fall semester on campus, the football student-athletes set program records with 25 student-athletes earning Dean's List recognition (3.5 GPA) and 57 players owning a cumulative 3.0 grade-point average (GPA) or higher after the 2014 fall semester.
- Additionally, 51 squad members compiled at least a 3.0 GPA in the fall of 2014, the third-highest semester total in program history.
- The spring of 2015 saw continued success in the classroom with 51 student-athletes compiling at least a 3.0 GPA, marking the first time in program history with 50 or more 3.0s in a spring semester.

NITTANY LIONS IN THE COMMUNITY

- In the last two seasons, the Nittany Lions have completed more than 4,000 hours of community service.
- The Nittany Lions' community service activities include: Uplifting Athletes, THON, Pennsylvania Special Olympics Summer Games, State College Area Food Bank and Penn State Hershey Children's Hospital visits.
- The football team's 2,100 hours of community service in 2014-15 equate to nearly 40 percent of the 5,300

CAREER RECORD

Year	School	Overall	Conf.	Of Note
2011	Vanderbilt	6-7	2-6	lost to Cincinnati, 31-24; Liberty Bowl
2012	Vanderbilt	9-4	4-4	No. 23; def. North Carolina State, 38-24; Music City Bowl
2013	Vanderbilt	9-4	5-3	No. 20; def. Houston, 23-21; BBVA Compass Bowl
2014	Penn State	7-6	2-6	2nd PSU coach to start career 4-0; def. BC, 31-30 (OT) PinStripe Bowl
2015	Penn State	7-6	4-4	lost to Georgia, 24-17; TaxSlayer Bowl
2016	Penn State	6-2	4-1	
Total (6 Years)		44-29	21-24	Five Bowl Appearances
Vanderbilt Record (3 Years)		24-15	11-13	Consecutive Top-25 Finishes for 1st Time in VU History
Penn State Record (3 Years)		20-14	10-11	Three Consecutive Bowl Appearances

community service hours by Penn State student-athletes.

- The engaging and enthusiastic Franklin is a popular speaker and media interview subject. He was a guest analyst on ESPN's coverage from the site of college football's National Championship game, spending a day appearing on various ESPN platforms in 2013 and 2014. In 2015, Franklin joined the FOX studio crew for pregame, halftime and postgame coverage of the Big Ten Championship game.



- In February 2015, Franklin was the lone college head coach among the speakers and panelists at the prestigious MIT Sloan Sports Analytics Conference in Boston. He was a panelist for the session, "The Formula to Win: College Football Analytics," which was moderated by CNN anchor/reporter Rachel Nichols.

RECRUITING SUCCESS

- The Class of 2016 at Penn State finished in the Top 20, ranking as high as 18th by ESPN, and featured a pair of five-star recruits.
- In 2016, Franklin secured the No. 1 player in the state of Pennsylvania (Miles Sanders) for the first time since Jared Odrick (2006).
- The Nittany Lions laid claim to the No. 1 running back in the state of Pennsylvania in 2015 (Saquon Barkley) and 2016 (Sanders).
- Forty-three of the 70 signees under Franklin are from within a 350-mile radius of State College.
- In February 2015, the Nittany Lions' highly-regarded class of 25 signees was ranked in the Top 15 nationally by the four major recruiting services.
- Franklin and his staff organized a Top 25 recruiting class in short order after being hired at Penn State in January 2014.
- While at Vanderbilt, Franklin assembled a recruiting class that finished as high as 19th in 2014.
- In each of his three seasons in Nashville, Franklin signed classes that finished in the Top 50 nationally. Prior to Franklin's arrival, the Commodores average class rank was 64.6 since 2000 (based on 247Sports composite).

HELPING THE COMMODORES GET THEIR WINGS

- Franklin directed Vanderbilt to consecutive Top 25 finishes for the first time in the 124-year history of the program (No. 23/24 -- 2013 & No. 23/20 -- 2012).
- The Commodores finished 23rd in the final 2012 Associated Press poll, marking their first AP final ranking since 1948.
- Franklin's 24 wins tied Dan McGugin for the most by a Vanderbilt coach in his first three seasons.
- Franklin led Vanderbilt to a bowl game in each of his three seasons in Nashville, with the last two years resulting in wins over North Carolina State (Music City Bowl) and Houston (BBVA Compass Bowl). The Commodores had played in four bowl games all-time in the 121 seasons prior to his arrival, none in consecutive years.
- Vanderbilt has posted four nine-win seasons in program history, with Franklin's last two teams comprising half of the total.
- Over the last 20 games during the 2012-13 seasons, the Commodores' 16-4 record was second-best in the SEC to Alabama's 17-3 mark.
- Franklin guided the Commodores to a 6-6 regular-season record and earned a berth in the Liberty Bowl during his first season after inheriting a Vanderbilt team that finished 2-10 in both 2009 and 2010, including a 1-15 SEC mark.
- The 2011 bowl berth was Vanderbilt's second since 1983 and running back Zac Stacy broke the Commodores' season record with 1,193 rushing yards.
- The Commodores had a breakthrough campaign in 2012 under Franklin, finishing on a seven-game winning streak (longest since 1948) to post a 9-4 mark, Vanderbilt's most wins in 97 years, and a berth in the Music City Bowl, which VU defeated N.C. State, 38-24.
- A victory at Missouri sparked an 8-1 finish, which included three consecutive SEC road wins for the first time in program history.
- The Commodores were 5-3 in SEC play, winning five SEC games for the first time since 1935, and posted two shutouts for the first time since 1968.
- Franklin was among five finalists for the Bear Bryant National Coach of the Year award in 2012.
- Stacy became the first player in Vanderbilt history to rush for 1,000 yards in consecutive seasons, gaining 1,141 yards to finish with a school-record 3,143 yards and 30 rushing touchdowns.
- Wide receiver Jordan Matthews broke the Vanderbilt season receiving record with 1,363 yards on 94 catches.
- Vanderbilt continued its historic rise under Franklin during the 2013 season, capping a school-record second consecutive 9-4 campaign with a 41-24 win over Houston in the BBVA Compass Bowl.
- The Commodores defeated Florida, Georgia and Tennessee in the same season for the first time in program history, winning in Gainesville and Knoxville.
- Franklin helped Matthews develop into a two-time All-American and the SEC's career leader in receptions (262) and receiving yardage (3,759). Matthews broke the SEC season record with 112 receptions for 1,477 yards and seven touchdowns in 2013, becoming the first SEC receiver to make 100 catches in a season.

RIISING UP THE RANKS

- Franklin began his coaching career as the wide receivers coach at Kutztown (Pa.) University (1995) and was a graduate assistant coach at his alma mater, East Stroudsburg (Pa.) University in 1996, working with the secondary.
- He then was the wide receivers coach at James Madison (1997), a graduate assistant (tight ends) at Washington State in 1998 and the wide receivers coach at Idaho State (1999).
- In 2000, Franklin was named the wide receivers coach at Maryland under head coach Ron Vanderlinden, who would go on to coach the Penn State linebackers from 2001-13.
- Franklin continued in that role under new head coach Ralph Friedgen in 2002 and '03 and helped the Terps to three consecutive 10-win seasons, including an appearance in the 2002 FedEx Orange Bowl. In 2003, Franklin added duties as recruiting coordinator and directed back-to-back recruiting classes ranked in the Top 25 nationally. Franklin and former Nittany Lion head coach Bill O'Brien (running backs) were Maryland assistant coaches in 2003 and '04 under Friedgen.
- After five successful years at Maryland, Franklin was named wide receivers coach on Mike Sherman's Green Bay Packers staff in 2005. During that season, Green Bay ranked third in the NFL in receptions (383) and seventh in receiving yards (3,766). Donald Driver was among the top receivers in the NFL, ranking second in receptions and eighth in receiving yards, with a then-career-high 86 catches for 1,221 yards.
- Franklin served as the offensive coordinator and quarterbacks coach at Kansas State during the 2006-07 seasons under head coach Ron Prince. In 2006, he helped the Wildcats to their first winning season in four years. Franklin coached quarterback Josh Freeman and oversaw an offense that produced a 3,000-yard passer (Freeman), 1,500-yard receiver (All-American wide receiver Jordy Nelson) and 1,000-yard rusher (James Johnson) during the 2007 season, a first in school history. Freeman would go on to become the Wildcats' highest NFL offensive draft pick since 1954 when the Tampa Bay Buccaneers selected him 17th overall in the 2009 NFL Draft.
- Franklin returned to Maryland in 2008 as the Terps' assistant head coach and offensive coordinator. He helped the Terrapins to victories in the 2008 Humanitarian Bowl and the 2010 Military Bowl. The 2010 squad was among the national leaders in scoring offense at 32.2 points per game and was led by ACC Rookie of the Year quarterback Danny O'Brien. He threw for 2,438 yards, 22 touchdowns and only eight interceptions in 2010, with All-ACC receiver Torrey Smith making 67 catches for 1,055 yards and 12 scores.
- In 1998, Franklin began his participation in the NFL's Minority Coaching Fellowship Program, starting with a stint with the Miami Dolphins and working with Hall of Fame quarterback Dan Marino. Franklin also worked with Donovan McNabb of the Philadelphia Eagles (1999) and Minnesota Vikings (2008) in the NFL program.

PLAYING CAREER

- Franklin was a four-year letterman at quarterback and a two-time All-PSAC selection at East Stroudsburg.
- He set seven school records as a senior to earn team MVP honors and was a Harlon Hill Trophy nominee as the NCAA Division II Player of the Year.
- Among the season records he set were for total offense (3,128 yards), passing yards (2,586) and touchdown passes (19).
- Franklin graduated having broken or tied 23 school records.
- Franklin was inducted into the East Stroudsburg Athletics Hall of Fame Oct. 15, 2016.

PERSONAL

- Franklin graduated from East Stroudsburg in 1995 with a degree in psychology and earned a master's degree in educational leadership from Washington State University.
- Franklin graduated from Neshaminy High School in Langhorne.
- Franklin and his wife, Fumi, have two daughters, Shola and Addison.



@PennStateFBall



PSUfball

2016


PSUnvalued.com

GoPSUsports.com

OPPONENT TRACKER




KENT STATE *kentstatesports.com*
OVERALL: 3-6 **MAC:** 2-3
THIS WEEK: Off
LAST WEEK: W, 27-24



PITT *pittsburghpanthers.com*
OVERALL: 5-3 **ACC:** 2-2
THIS WEEK: at Miami
LAST WEEK: L, 36-39, Virginia Tech



TEMPLE *owlsports.com*
OVERALL: 6-3 **AAC:** 4-1
THIS WEEK: host Cincinnati
LAST WEEK: W, 34-13, Cincinnati



MICHIGAN *mgoblue.com*
OVERALL: 8-0 **B1G:** 5-0 (East)
THIS WEEK: host Maryland
LAST WEEK: W, 32-23, Michigan State




MINNESOTA *gophersports.com*
OVERALL: 6-2 **B1G:** 3-2 (West)
THIS WEEK: host Purdue
LAST WEEK: W, 40-17, Minnesota



MARYLAND *umterps.com*
OVERALL: 5-3 **B1G:** 2-3 (East)
THIS WEEK: at Michigan
LAST WEEK: L, 36-42, Indiana




OHIO STATE *ohiostatebuckeyes.com*
OVERALL: 7-1 **B1G:** 4-1 (East)
THIS WEEK: host Nebraska
LAST WEEK: W, 24-20, Northwestern




PURDUE *purduesports.com*
OVERALL: 3-5 **B1G:** 1-4 (West)
THIS WEEK: at Minnesota
LAST WEEK: L, 24-62, Penn State



IOWA *hawkeyesports.com*
OVERALL: 5-3 **B1G:** 3-2 (West)
THIS WEEK: At Penn State
LAST WEEK: Off



INDIANA *iuhoosiers.com*
OVERALL: 4-4 **B1G:** 2-3 (East)
THIS WEEK: at Rutgers
LAST WEEK: W, 42-36, Maryland



RUTGERS *scarletknights.com*
OVERALL: 2-6 **B1G:** 0-5 (East)
THIS WEEK: host Indiana
LAST WEEK: Off



MICHIGAN STATE *msuspartans.com*
OVERALL: 2-6 **B1G:** 0-5 (East)
THIS WEEK: at Illinois
LAST WEEK: L, 23-32, Michigan

NATIONAL POLLS

COLLEGE FOOTBALL PLAYOFF (Nov. 1)

- Alabama 8-0
- Clemson 8-0
- Michigan** 8-0
- Texas A&M 7-1
- Washington 8-0
- Ohio State** 7-1
- Louisville 7-1
- Wisconsin 6-2
- Auburn 6-2
- Nebraska 7-1
- Florida 6-1
- PENN STATE** 6-2
- LSU 5-2
- Oklahoma 6-2
- Colorado 6-2
- Utah 7-2
- Baylor 6-1
- Oklahoma State 6-2
- Virginia Tech 6-2
- West Virginia 6-1
- North Carolina 6-2
- Florida State 5-3
- Western Michigan 8-0
- Boise State 7-1
- Washington State 6-2

AP (Week 10)

- Alabama (60) 8-0 1524
- Michigan (1)** 8-0 1435
- Clemson 8-0 1401
- Washington 8-0 1369
- Louisville 7-1 1262
- Ohio State** 7-1 1207
- Texas A&M 7-1 1150
- Wisconsin 6-2 1122
- Nebraska 7-1 951
- Florida 6-1 929
- Auburn 6-2 927
- Oklahoma 6-2 835
- Baylor 6-1 693
- West Virginia 6-1 620
- LSU 5-2 586
- Utah 7-2 506
- Western Michigan 8-0 481
- North Carolina 6-2 423
- Florida State 5-3 409
- PENN STATE** 6-2 390
- Colorado 6-2 375
- Oklahoma State 6-2 355
- Virginia Tech 6-2 345
- Boise State 7-1 203
- Washington State 6-2 139

Others receiving votes: Houston 65, USC 40, San Diego State 21, Troy 20, Tennessee 17, South Florida 10, Arkansas 7, Wyoming 5, Tulsa 3

USA TODAY/COACHES (Week 10)

- Alabama (63) 8-0 1599
- Michigan** 8-0 1492
- Clemson (1) 8-0 1488
- Washington 8-0 1434
- Louisville 7-1 1322
- Ohio State** 7-1 1269
- Texas A&M 7-1 1207
- Wisconsin 6-2 1147
- Florida 6-1 1039
- Nebraska 7-1 963
- Oklahoma 6-2 907
- Auburn 6-2 896
- Baylor 6-1 810
- LSU 5-2 652
- West Virginia 6-1 642
- Utah 7-2 523
- North Carolina 6-2 500
- Western Michigan 8-0 448
- Florida State 5-3 432
- Colorado 6-2 394
- Virginia Tech 6-2 335
- Oklahoma State 6-2 298
- PENN STATE** 6-2 296
- Boise State 7-1 266
- Washington State 6-2 146

Others receiving votes: Houston 111, Tennessee 38, San Diego State 36, South Florida 34, USC 28, Arkansas 10, Troy 7, Navy 6, Wyoming 5, Middle Tennessee 5, Appalachian State 4, Tulsa 3, Northwestern 3, **Minnesota 2**, Ole Miss 1, **Pittsburgh 1**, Louisiana Tech 1

PENN STATE IN THE POLLS

Date	CFP	AP	COACHES
Preseason	-	-	-
Week 2 (9/6)	-	-	-
Week 3 (9/11)	-	-	-
Week 4 (9/18)	-	-	-
Week 5 (9/25)	-	-	-
Week 6 (10/2)	-	-	-
Week 7 (10/9)	-	RV	-
Week 8 (10/16)	-	-	-
Week 9 (10/23)	-	24	RV
Week 10 (10/30, 11/1)	12	20	23

- Week 11 (11/6, 8)
 Week 12 (11/13, 15)
 Week 13 (11/20, 22)
 Week 14 (11/27, 29)
 Week 15 (12/4)
 Week 16 (Pre Bowl)

Home Game

Away Game

SERIES NOTES

HEAD COACH KIRK FERENTZ

- Kirk Ferentz is in his 18th season as head football coach and 27th season overall at Iowa.
- Ferentz led the 2015 Hawkeyes to a perfect regular season, setting a school record with 12 wins (12-2), and earning a Rose Bowl appearance.
- Ferentz was recognized with both the Hayes-Schembecher and Dave McClain Big Ten Conference Coach of the Year awards. He was named Eddie Robinson (FWAA) and Woody Hayes National Coach of the Year, and received the Dodd Trophy, presented by the Bobby Dodd Coach of the Year Foundation.
- Ferentz has guided Iowa to 13 bowl appearances in 17 seasons. His six bowl victories put him in a tie for third all-time among Big Ten coaches.
- Ferentz attended Upper St. Clair High School in Pittsburgh and graduated from Connecticut in 1978. He was a football captain and an Academic All-Yankee Conference linebacker at UConn.

SCOUTING THE HAWKEYES

- Iowa is 5-3 overall and 3-2 in Big Ten play with a 3-0 record on the road (Rutgers, Minnesota, Purdue).
- The Hawkeyes enter the game following a bye week.
- Iowa's rushing attack is led by Akrum Wadley and Leshun Daniels Jr., who rank seventh (636) and eighth (624), respectively, in the Big Ten for rushing yards. They have combined for 1,260 yards and 14 touchdowns on the ground.
- CB Desmond King is the reigning Jim Thorpe Award winner as the nation's best defensive back. King is the only Thorpe winner ever to play a college season after winning the award.
- King also leads the Big Ten and ranks fourth in FBS with a 32.0-yard kickoff return average this season.
- Iowa is strong in the red zone on both sides of the ball, ranking second in the conference in both defense (.696) and offense (.926). The percentages rank fifth and 11th in FBS, respectively.
- LB Josey Jewell ranks second in the Big Ten averaging 9.6 tackles per game. He matched his career high with 16 stops against Wisconsin in his most recent outing.
- Iowa ranks second in FBS and first in the Big Ten with just five turnovers lost.

TOP PERFORMANCES - PENN STATE

Rushing

Bill Belton	16 for 103 yds, 3 TD ('12)
Eric McCoo	13 for 130, 1 TD ('99)
Lydell Mitchell	29 for 211 yds, 1 TD ('71)
Franco Harris	28 for 145 yds, 4 TD ('71)

Passing

Matt McGloin	26-of-38, 289 yds, 2 TD ('12)
Zack Mills	23-of-44, 399 yds, 4 TD ('02)
Rashard Casey	27-of-51, 302 yds, 1 TD ('00)

Receiving

Bryant Johnson	8 for 146, 2 TD ('02)
Bobby Ingram	7 for 150, 2 TD ('95)

TOP PERFORMANCES - IOWA

Rushing

Fred Russell	36 for 148 ('03)
--------------	------------------

Passing

Matt Sherman	21-of-28, 374 yds, 2 TD ('95)
--------------	-------------------------------

Receiving

Scott Slutzker	8 for 167 ('95)
Kahil Hill	9 for 60, 1 TD ('00)

SERIES RECORD

Penn State and Iowa have met 25 times dating back to 1930. The Nittany Lions regained the upper-hand in the all-time series with wins in the last two meetings in 2011 and 2012.

The road teams have historically held the advantage, as Penn State is just 5-7 at home but 8-5 on the road.

The teams first met in Iowa City in 1930, with Hawkeyes winning 19-0, but Penn State swept annual contests from 1971-75. After splitting a home-and-home series in 1983 and 1984, the two teams did not meet until Penn State joined the Big Ten Conference in 1993.

The schools had not gone three seasons without facing each other until the 2013-15 gap since Penn State joined Big Ten.

Year	Site	Result
1930	Away	Iowa, 19-0
1971	Away	Penn State, 44-14
1972	Home	Penn State, 14-10
1973	Home	Penn State, 27-8
1974	Away	Penn State, 27-0
1975	Away	Penn State, 30-10
1976	Home	Iowa, 7-6
1983	Home	Iowa, 42-34
1984	Away	Penn State, 20-17
1993	Away	Penn State, 31-0
1994	Home	Penn State, 61-21
1995	Away	Penn State 41-27
1996	Home	Iowa, 21-20
1999	Away	Penn State, 31-7
2000	Home	Iowa, 26-23 (2OT)
2001	Away	Iowa, 24-18
2002	Home	Iowa, 42-35 (OT)
2003	Away	Iowa, 26-14
2004	Home	Iowa, 6-4
2007	Home	Penn State, 27-7
2008	Away	Iowa, 24-23
2009	Home	Iowa, 21-10
2010	Away	Iowa 24-3
2011	Home	Penn State, 13-3
2012	Away	Penn State, 38-14

LAST MEETING

NITTANY LIONS CRUISE PAST HAWKEYES, 38-14

Penn State took a 24-0 halftime lead and held Iowa to just 209 total yards to register a 38-14 primetime win over Iowa in Kinnick Stadium. The Lions won their fifth consecutive game and snapped a four-game losing skid in Iowa City. Penn State became just the fifth team in Big Ten history, and the only one under a first-year head coach (Bill O'Brien), to record five consecutive victories after starting the season 0-2. Penn State scored its most points in a true Big Ten road game since posting a 42-14 victory at Michigan State in 2009 and its most points at Iowa since a 41-27 win in 1995. The Nittany Lions eclipsed 500 yards for the first time in 2012 (504) and ran 90 plays.


Jordan Hill led a stellar Penn State defensive performance to earn his first career Big Ten Defensive Player of the Week honor. He boasted nine tackles, with 2.0 TFL and a sack.

Penn State held Iowa to opponent season lows in total yards (209) and rushing yards (20). The Nittany Lions forced three turnovers and held the Hawkeyes to 2-of-12 on third down. Michael Mauti recorded eight tackles, with a sack, and his third interception of the season. DaQuan Jones recovered a fumble in the Iowa red zone, while C.J. Olaniyan and Anthony Zettel each had a sack to give Penn State four in the game.

Bill Belton became the 86th Nittany Lion all-time to rush for at least 100 yards when he posted 103 yards on 16 carries and three touchdowns. Belton's third touchdown capped a 97-yard drive, which was Penn State's longest of the season.

Matt McGloin was again highly effective, with a 26-of-38 effort for 289 yards and two touchdowns, with no interceptions.

Kyle Carter was named the Big Ten Freshman of the Week after a season-high 85 receiving yards and six receptions. A career-long 34-yard catch and run on a fourth down conversion in Iowa territory set up McGloin's touchdown pass to Robinson.



TEAM STATISTICS

	PSU	IOWA
First Downs	28	14
Rushing Yards	215	20
Passing Yards	289	189
Passing (C-A-Int)	26-38-0	17-36-2
Total Offense	504	209
Plays	90	59
Fumbles (#-Lost)	3-2	4-1
Penalties (#-Yards)	7-72	3-30
Possession Time	38:08	21:52
3rd Down Conv.	8-17	2-12
Red-Zone	5-6	1-4
Touchdowns	4	1
Field Goals	1	0

GAME LEADERS

* Top performers from each school based on yardage.

PENN STATE

Rushing

Bill Belton	16 for 103 yds, 3 TD
Zack Zwinak	16 for 52 yds

Passing

Matt McGloin	26-of-38 for 289 yds 2 TD/0 INT
--------------	------------------------------------

Receiving

Kyle Carter	6 for 85 yds
Allen Robinson	6 for 39 yds, TD

Tackles (U-A-Total)

Jordan Hill	7-2-9
Michael Mauti	4-4-8

IOWA

Rushing

Greg Garmon	8 for 27 yds
Mark Weisman	5 for 9 yds

Passing

James Vandenberg	17-of-36 for 189 yds 1 TD/2 INT
------------------	------------------------------------

Receiving

Keenan Davis	4 for 83 yds
CJ Fiedorowicz	5 for 35 yds

Tackles (U-A-Total)

Christian Kirksey	6-6-12
James Morris	4-8-12

OTHER

Date	October 20, 2012
Location	Iowa City, Iowa
Stadium	Kinnick Stadium
Attendance	70,585
Time of Game	3:19
Penn State	5-2, 3-0 Big Ten
Iowa	4-3, 2-1 Big Ten

RECORD BREAKDOWN

Overall Record	6-2
Day Games	5-2
Night Games (6 p.m. or later)	1-0
TV Games	0-0
ABC	2-1
BTN	4-0
ESPN	0-1
Scoring First	3-0
Opponent Scoring First	3-2
Leading at the Half	3-0
Trailing at the Half	2-2
Tied at the Half	1-0
Leading after Third Qtr.	5-0
Trailing after Third Qtr.	1-2
Tied after Third Qtr.	0-0
Overtime Games	1-0
Scoring less than 20 pts.	0-1
Scoring 20-29 points	2-0
Scoring 30-39 Points	3-1
Scoring 40+ Points	1-0
Allowing 10 points or less	0-0
Allowing 11-20 points	2-0
Allowing 21-30 points	4-0
Allowing 31+ points	0-2
Rushing for less than 100 yds.	0-1
Rushing for 100-199 yds	4-1
Rushing for 200-299 yds	1-0
Rushing for 300+ yds	1-0
Passing for less than 200 yds.	1-1
Passing for 200-299 yds.	4-0
Passing for 300-399 yds.	1-1
Passing for 400+ yds	0-0
Totalling less than 300 yds total offense	1-1
300-399 yds of total offense	1-0
400-499 yds of total offense	2-1
500+ yds of total offense	2-0
Allowing less than 100 yds rushing	2-0
Allowing more than 100 yds rushing	4-2
Allowing less than 300 yds total offense	2-0
Allowing 300+ yds total offense	4-2
Having a 100-yd rusher	3-0
Having two 100-yd rushers	0-0
Not having a 100-yd rusher	3-2
Opp. having a 100-yd rusher	1-2
No turnovers	2-0
1-3 turnovers	3-1
3+ turnovers	1-1
No takeaways	1-1
1 or 2 takeaways	3-1
3 or more takeaways	2-0
More than 30:00 of possession	1-0
Less than 30:00 of possession	5-2

PENN STATE'S WINS VS. LOSSES (AVG.)

	Wins	Losses
Points Scored	36.7	24.5
First Downs	20.7	16
Total Offense	423.2	298.5
Rushing Yards	191.3	72.0
Passing Yards	231.8	226.5
Time of Possession	26:59	24:21
3rd Down Conv. Pct.	27%	18%
Points Allowed	20.8	45.5
Total Offense Allowed	349.3	473.5
Rushing Yds Allowed	133.3	333.5
Passing Yds Allowed	216.0	140.0

IOWA NOTES

FIRST CFP RANKING

- Penn State is ranked 12th in the College Football Playoff committee's inaugural 2016 rankings.
- It marks the first time since the CFP's inception in 2014 that Penn State is ranked by the committee.

RANKED IN AP AND USA TODAY POLLS

- Penn State is ranked No. 20 in the AP Poll and No. 23 in the USA Today Coaches Poll for week 10.
- Penn State is ranked in both polls for the first time since week 15 of the 2011 season.
- Penn State's No. 20 ranking in the AP poll is its highest since being ranked in the same spot during week 13 of the 2011 season, and its No. 23 ranking in the Coaches Poll is its highest since being ranked in the same spot during week 15 of the 2011 season.
- Following a thrilling comeback win over No. 2 Ohio State in the Penn State White Out, the Nittany Lions entered the Associated Press Top 25 in the 24th slot. It marked the first time that Penn State has been ranked since week 15 of the 2011 season.
See Historic Win on Page 14.

HOME IN HAPPY VALLEY

- The Nittany Lions are 5-0 at home for the second-straight season and the fifth time since 2000 (2005, 2007, 2008, 2015, 2016). The Nittany Lions started 6-0 at home last season.
- The Nittany Lions spent most of October in Happy Valley, playing their longest stretch of home games this season and the longest since Penn State played five in a row at home early last season.
- A three-game homestand began with an overtime win over Minnesota (Oct. 1) and continued with a win over Maryland (Oct. 8), an off-week and a comeback win over then-No. 2 Ohio State.
- Dating back to last season, Penn State has won 11 out of its last 12 home games.
- The Nittany Lions have two home games remaining: Iowa (Nov. 5) and Michigan State (Nov. 26).

LIONS UNDER THE LIGHTS

After playing two games at night in 2015, Penn State will play at least three this season.

- The Iowa game will be Penn State's first nighttime regular season game in November since Nov. 14, 1987 at Pitt, and the game against Rutgers (Nov. 19) will be the latest regular season night game since Nov. 23, 1985 at Pitt.
- It will be the first time Penn State has played two primetime games in November.
- Penn State opened its primetime slate with its annual White Out game against Ohio State. It was the eighth primetime clash since 2005 and the fifth consecutive.
- Penn State rallied from 14 points down in the fourth quarter against then-No. 2 Ohio State to improve its night game record to 43-29 overall and going 11-10 at home. The Nittany Lions are 20-12 on the road, 1-1 at regular season neutral sites and 11-6 in bowl games.
- This year marks the ninth time since 2000 that Penn State will play multiple night games in the same season (Ohio State, Iowa, at Rutgers).
- This season marks the 16th consecutive Penn State will play at least one regular season night game.
- The Lions' night games over the past 15 seasons include: Ohio State (2016), Ohio State and Rutgers (2015), Boston College (Pinstripe Bowl), Ohio State, Michigan and Rutgers (2014); Ohio State, Michigan and UCF (2013); Iowa and Ohio State (2012); Northwestern (2011); Alabama, Iowa and Michigan (2010); Iowa (2009); Illinois, Wisconsin and Ohio State (2008); Notre Dame, Ohio State and Texas A&M (2007), Michigan (2006), Illinois, Ohio State and Florida State (2005), Minnesota and Boston College (2004), Nebraska (2002 and '03), Miami (Fla.) (2001) and Indiana (2000).
- On Oct. 12, 2013, the Nittany Lions claimed the longest game in Big Ten history when they edged Michigan under the lights, 43-40, in front of a sellout Beaver Stadium crowd of 107,844 on Homecoming.
- The first night game in Beaver Stadium was Sept. 6, 1986, a 45-15 season-opening win over Temple.

WINNING AGAINST A TOUGH SLATE

- At 6-2, Penn State is off to its best start since starting 8-1 in 2011, and it is currently on a four-game winning streak, its longest since winning five straight in 2015.
- The Nittany Lions eight opponents have a combined record of 42-24. Six have winning records. Those six have a combined 30 wins ranking Penn State's "Strength of Wins" fourth in FBS (*PhilSteele.com*).

BOWLING AGAIN

- Penn State became bowl eligible when it defeated Purdue for its sixth win of the season.
- The Lions have appeared in 46 bowl games in program history, tied for ninth-highest among FBS schools at the start of the season.
- Head coach **James Franklin** has guided his team to a bowl appearance in each of his six seasons as a head coach (3 at Vanderbilt; 3 at Penn State). He is one of 12 active FBS coaches to do so and one of eight coaches to do so while at FBS programs.

PENN STATE-IOWA CONNECTIONS

- Penn State defensive end **Danny Joseph** and Iowa defensive end Faith Ekakitie are brothers.
- Iowa wide receivers coach Bobby Kennedy was a graduate assistant at Penn State in 1992, where he worked with the tight ends.
- Penn State offensive coordinator **Joe Moorhead** and Iowa head coach Kirk Ferentz were both graduate assistants at Pitt. Ferentz was on staff in 1980 and Moorhead in 1998-99.

RIVALRY RENEWED

Penn State has many long and storied rivalries on the gridiron. The Nittany Lions have played 19 teams 20 or more times in the 130-year history of the program.

- Penn State owns a winning record against 15 of the 19 teams that they have met 20 or more times.
- Eight of the 19 teams are on the 2016 schedule; including Pitt (97 meetings), Temple (44), Michigan (20), Maryland (37), Ohio State (31), Iowa (25), Rutgers (25) and Michigan State (30).
- Since 2012, Penn State has played or has a future meeting scheduled meeting with 11 of the 18 teams (all of the FBS teams except Navy). Those opponents include: Army (2015), Illinois (2014-15, '18), Iowa (2016-18), Pitt (2016-19), Syracuse (2012), Temple (2014-16) and West Virginia (2023-24), while the Lions will meet yearly with Big Ten East Division opponents Maryland, Michigan, Michigan State, Ohio State and Rutgers.
- Thirteen of the 18 programs are currently members of NCAA Division I FBS. Bucknell, Lehigh and Penn are in NCAA Division I FCS, while Gettysburg and Lebanon Valley are Division III programs.
- Michigan (Sept. 24) became the 19th team Penn State has played at least 20 times.
- Indiana (Nov. 12) is set to become the 20th team Penn State has played 20 or more times. The Nittany Lions own an 18-1 record over the Hoosiers.

Team	Meetings	Record
Pitt	97	50-43-4
Syracuse	71	43-23-5
West Virginia	59	48-9-2
Penn ^	47	18-25-4
Temple	45	40-4-1
Maryland *	40	37-1
Bucknell ^	38	28-10
Navy	38	19-17-2
Ohio State *	32	14-18
Michigan State *	30	14-15-1
Gettysburg ^	28	27-0-1
Rutgers *	26	24-2
Army	26	14-10-2
Iowa *	25	13-12
Boston College	24	20-4
Lehigh ^	23	16-6-1
Illinois *	22	18-5
Lebanon Valley ^	20	20-0
Michigan *	20	7-13
...		
Indiana *	19	18-1

* - Current Big Ten team | ^ - Current Non-FBS university



@PennStateFBall



PSUFBall

2016

PSUnvaled.com

GoPSUsports.com

PENN STATE VS. BIG TEN

- Penn State owns a 195-99-3 mark against Big Ten Conference teams since the Nittany Lions first opposed Ohio State in 1912.
- The Nittany Lions began play as a member of the Big Ten Conference in 1993 and have a 117-72 mark.
- Prior to joining the conference, Penn State played 107 games vs. the current Big Ten alignment and was 79-25-3 in those games.

Opponent	Record	1st Meeting	Last Meeting
Illinois	18-5	1954	2015
Indiana	18-1	1993	2015
Iowa	13-12	1930	2012
Maryland	37-2-1	1917	2016
Michigan	7-13	1993	2014
Michigan State	14-15-1	1914	2014
Minnesota	9-5	1993	2016
Nebraska	7-9	1920	2013
Northwestern	13-6	1993	2015
Ohio State	14-18	1912	2016
Purdue	14-3-1	1951	2013
Rutgers	24-2	1918	2015
Wisconsin	8-9	1953	2013

MILLEN ON BTN BROADCAST TEAM

- Former Penn State and NFL standout Matt Millen will be calling Saturday's meeting between the Nittany Lions and Hawkeyes.
- Millen earned first-team All-America honors as a junior in 1978, helping the unbeaten and No. 1 ranked Nittany Lions earn a berth vs. Alabama in the dramatic 1979 Sugar Bowl for the national title. Millen was a team co-captain in 1979, but missed most of his senior year with an injury. He also helped Penn State earn the first of two consecutive 11-1 records in 1977, capped by a win in the Fiesta Bowl.
- The Oakland Raiders selected Millen the second round of the 1980 NFL Draft to begin a 12-year career that would see him earn four Super Bowl rings. Millen played for the Oakland/Los Angeles Raiders (1980-88), San Francisco 49ers (1989-90) and Washington Redskins (1991). He was a Pro Bowl selection in 1988.
- Millen began his broadcasting career in 1992, working NFL games for CBS and then FOX. The Lehigh Valley native left broadcasting in 2001 and was team president of the Detroit Lions for the next eight years. Millen returned to broadcast booth as a college football and NFL analyst with ESPN and the NFL Network in 2009. He joined Fox Sports and BTN in 2015.

RETURN TO THE ROAD

- After spending five of six weeks at home (five games, one bye week), Penn State will play two consecutive road games following the Iowa game.
- Penn State is playing six of its first nine games this season at home, winning all five so far.
- After Iowa, two of Penn State's final three regular season games will be on the road (Indiana, Nov. 12; Rutgers, Nov. 19).
- Penn State's win at Purdue was its first true road game win since Nov. 18, 2014 at Indiana, ending a seven-game slide. Penn State won a regular season, neutral site game against Maryland in Baltimore's M&T Bank Stadium in 2015.

OFFENSE GETS ROLLING

- The Nittany Lions had 511 yards of total offense against the Boilermakers, marking the second time this season that Penn State has had more than 500 yards of offense. It's the first time since 2013 that the Lions have had multiple 500-yard games in a season (Eastern Michigan, 574; Purdue, 501).
- Penn State's 524 yards of total offense against Maryland were the most since posting 574 against Eastern Michigan in 2013 and the most in a Big Ten game since having 546 yards against Indiana in 2012.
- It was the first game with 500 or more yards since the 2014 season opener vs. UCF (511).
- Penn State has scored a touchdown on its first drive of the game in two of its last three contests (Maryland).
- Penn State also scored a touchdown on its first drive of the second half against Purdue. The Nittany Lions had not scored a touchdown on their first drive of each half since 2013 against Wisconsin.
- Penn State had five different players (**Saquon Barkley, Chris Godwin, Andre Robinson, Miles Sanders, Mark Allen**) score a touchdown in the same game for the first time since the Illinois game last season (Godwin, Geno Lewis, Christian Hackenberg, Barkley, Allen).
- The Nittany Lions had six drives of less than 2:00 for the first time since 2002 in a 61-7 win over Michigan State at Beaver Stadium. Penn State had six drives of less than 2:00 against the Spartans.

HIGH SCORING

- Against Purdue, Penn State posted its fifth 30-plus point game of the season, its most since recording six 30-point outings in 2013.
- Penn State's 62 points scored at Purdue are the most for the Nittany Lions in a Big Ten game since scoring 63 against Illinois 2005. It is the third-highest point total in a Big Ten game in program history.
- The 62 points scored against the Boilers are the most by a Penn State team in any game since topping Coastal Carolina, 66-10, in the season opener in 2008.
- Penn State's 62 points set a record for an opponent at Purdue's Ross-Ade Stadium, surpassing the 56 Ohio State scored in 2013. It also tied the most points any Purdue team has allowed anywhere, matching Wisconsin's output from 2011.
- The 24 points scored in the third quarter are the most by a Penn State team since scoring 28 in the second quarter against UMass in 2014.
- The Nittany Lions' 45 points scored in the second half are the most by a Penn State team in a half since scoring 56 in the first frame against Illinois in 2005.
- Penn State's 38-point win over Purdue is the largest margin of victory in a Big Ten game since the 39-0 win over Illinois last season.
- Penn State had 28 points off of turnovers against Purdue. Entering the day, the Nittany Lions had 20 points off of turnovers for the season. It was the most points scored off turnovers for Penn State since scoring 34 points off of five Temple turnovers in 2014.
- The 39 points scored by Penn State against Pitt were the most in a loss in program history. The previous mark was 35 against Iowa in a 2002 overtime game.

WINNINGEST PROGRAMS

In its 130th season of varsity football, Penn State has posted 862 victories to rank No. 8 in the nation. The Lions' success is not solely due to longevity though, as Penn State also ranks in the Top 10 in all-time winning percentage.

As of Oct. 30, 2016.

TOTAL VICTORIES

1. Michigan (137)	Big Ten	933
2. Notre Dame (128)	Independent	902
3. Texas (128)	Big 12	890
4. Nebraska (127)	Big Ten	887
5. Ohio State (127)	Big Ten	882
6. Alabama (122)	SEC	872
7. Oklahoma (122)	Big 12	867
8. PENN STATE (130)	Big Ten	862
9. Tennessee (120)	SEC	825
10. USC (123)	Pac-12	816

WINNING PERCENTAGE (YEARS - MIN 25 IN D1)

1. Michigan (137)	Big Ten	.7315
2. Notre Dame (128)	Independent	.7314
3. Boise State (49)	Mountain West	.725
4. Ohio State (127)	Big Ten	.723
5. Alabama (122)	SEC	.720
6. Oklahoma (122)	Big 12	.720
7. Texas (124)	Big 12	.708
8. Nebraska (127)	Big Ten	.700
9. USC (123)	Pac-12	.699
10. PENN STATE (130)	Big Ten	.686
11. Tennessee (120)	SEC	.6801
12. Florida State (70)	ACC	.6796
13. LSU (123)	SEC	.650
14. Georgia (123)	SEC	.6482
15. Georgia Southern (53)	Sun Belt	.6475

THE ALL-TIME AP COLLEGE FOOTBALL POLL

The Associated Press released its "All-Time AP Poll" this summer. Its formula counted poll appearances (1 point), No. 1 rankings (2 points) and AP championships (10 points). The first poll was in 1936. Entering 2016, Penn State has been ranked 589 times (53.4% of all polls), have been voted No. 1 19 times and won two AP National Championships.

1. Ohio State	Big Ten	1,112
2. Oklahoma	Big 12	1,055
3. Notre Dame	Independent	1,042
4. Alabama	SEC	993
5. USC	Pac-12	974
6. Nebraska	Big Ten	901
7. Michigan	Big Ten	894
8. Texas	Big 12	822
9. Florida State	ACC	714
10. Florida	SEC	674
11. LSU	SEC	655
12. PENN STATE	Big Ten	647
13. Miami	ACC	642
14. Tennessee	SEC	624
15. Georgia	SEC	572
16. Auburn	SEC	570
17. UCLA	Pac-12	535
18. Texas A&M	SEC	477
19. Michigan State	Big Ten	443
20. Washington	Pac-12	430
21. Arkansas	SEC	412
22. Clemson	ACC	411
23. Pittsburgh	ACC	356
24. Wisconsin	Big Ten	336
25. Iowa	Big Ten	329

AT THE START

Opponent	Coin Toss	Choice	PSU 1st Drive	Opponent 1st Drive	Game Captains
KENT STATE	KSU won	Defer - PSU received	3-and-out	3-and-out	Brandon Bell, Brian Gaia, Von Walker
at Pittsburgh	PSU won	Receive	Punt	Touchdown	Brandon Bell, Brian Gaia, Von Walker
TEMPLE	TEM won	Defer - PSU received	Punt	3-and-out	Brian Gaia, Von Walker
at Michigan	U-M won	Defer - PSU received	3-and-out	Touchdown	Brian Gaia, Von Walker
MINNESOTA	MINN won	Receive	Punt	Punt	Brian Gaia, Nick Scott, Von Walker
MARYLAND	UMD won	Defer - PSU received	Touchdown	Punt	Marcus Allen, Brian Gaia, Von Walker
OHIO STATE	PSU won	Receive	Blocked FG	Punt	Brandon Bell, Brian Gaia, Von Walker
at Purdue	PSU won	Receive	Touchdown	Touchdown	Jascn Cabinda, Brandon Bell, Brian Gaia, Von Walker
IOWA					
at Indiana					
at Rutgers					
MICHIGAN STATE					



@PennStateFBall



PSUfball

2016

PSUnvalued.com

GoPSUsports.com

HONORS & AWARDS

MARCUS ALLEN, SAFETY

Big Ten Co-Special Teams Player of the Week (Oct. 24)
Big Ten Co-Defensive Player of the Week (Oct. 3)
Big Ten Rose Bowl Game Player of the Week (Oct. 3)

SAQUON BARKLEY, RUNNING BACK

Maxwell Award Semifinalist (Nat'l Player of the Year)
CBS National Player of the Week (Oct. 30)
Big Ten Offensive Player of the Week (Oct. 10, Oct. 31)
Maxwell Award Preseason Watch List (Nat'l Player of the Year)
Doak Walker Award Preseason Watch List (Top RB)
Rotary Lombardi Preseason Watch List (Top Skill & Discipline)
Big Ten Preseason Honors List
Dante Hall Watch List (Top Off./ST Player under 6-0)

BRANDON BELL, LINEBACKER

Big Ten Defensive Player of the Week (Oct. 24)
College Sports Madness National Defensive Player of the Week (Oct. 23)
Bednarik Award Player of the Week, given to the National Defensive Player of the Week, by the Maxwell Football Club (Oct. 27)

JASON CABINDA, LINEBACKER

Bednarik Award Preseason Watch List (Nat'l Def. Player of the Year)
Butkus Award Preseason Watch List (Top LB)
Lott IMPACT Trophy Watch List (Def. Player of the Year on and off the field)

TYLER DAVIS, KICKER

Lou Groza Semifinalist (Top Kicker)
Lou Groza National Collegiate Place Kicker Award "Stars of the Week" (Oct. 3)

JAMES FRANKLIN, HEAD COACH

The Dodd Trophy Coach of the Week. (Oct. 24)

MIKE GESICKI, TIGHT END

Mackey Award Midseason Watch List (Top TE)
Mackey Award Preseason Watch List (Top TE)

BLAKE GILLIKIN, PUNTER

Ray Guy Award Candidate List (Top P)

CHRIS GODWIN, WIDE RECEIVER

Maxwell Award Preseason Watch List (Nat'l Player of the Year)
Biletnikoff Award Preseason Watch List (Top WR)

GRANT HALEY, CORNERBACK

Big Ten Co-Special Teams Player of the Week (Oct. 24)
Big Ten Rose Bowl Game Player of the Week (Oct. 24)
CoSIDA Academic All-District™

CHARLES HUFF, SPECIAL TEAMS COACH

Coaching Search Special Teams Coach of the Week (Oct. 24)

BRENDAN MAHON, TACKLE

PFF Team of the Week, Offensive Tackle (Oct. 5)
PFF Team of the Week, Offensive Tackle (Oct. 25)

PARIS PALMER, TACKLE

PFF Team of the Week, Offensive Tackle (Nov. 1)

BRENT PRY, DEFENSIVE COORDINATOR

Athlon Sports Coordinator of the Week, Defense (Oct. 23)

BRANDON SMITH, LINEBACKER

Big Ten Defensive Player of the Week (Oct. 10)
CoSIDA Academic All-District™

SEAN SPENCER, DEFENSIVE LINE COACH

Coaching Search Defensive Line Coach of the Week (Oct. 24)

NYEEM WARTMAN-WHITE, LINEBACKER

Butkus Award Preseason Watch List (Top LB)

TYLER YAZUJIAN, SNAPPER

Campbell Trophy Semifinalist (Top Scholar-Athlete)
CoSIDA Academic All-District™

TEAM

Athlon Sports Team of the Week (Oct. 23)
FWAA Team of the Week (Oct. 24)

HIGH COMBINED SCORING

- The 86 combined points in the Purdue game (62-24) were the second-most for a Penn State Big Ten game. The record is 90 set in a 59-31 win over Michigan State in 1994.
- It is the most combined points for Penn State in a Big Ten road game and the most in a true road game overall since losing at Lehigh, 106-0, in 1889.
- The 86 combined points were the most in a Penn State game since combining for 94 (W, 70-24) with Akron in 1999.
- It marks the second time this season that Penn State has combined for more than 80 points in a game. Penn State and Pitt combined for 81 points (39-42) in September, the most in series history.

COLLECTING HARDWARE

- Most recently, RB **Saquon Barkley** was named the CBS National Player of the Week and Big Ten Offensive Player of the Week following a 277 all-purpose yard and two touchdown performance against Purdue.
 - Barkley has won the Big Ten offensive weekly honor twice this season, also doing so after a win over Maryland. He is the first Lion since Darryl Clark in 2009 to win multiple Big Ten Offensive Player of the Week honors in the same season. Clark was a three-time honoree against Akron, Michigan and Michigan State.
 - This is the first time since 2009 that Penn State has had multiple Big Ten Offensive Players of the Week in the same year. The Nittany Lions have had at least one Big Ten weekly honoree each of their last four games, marking the second time in program history (2002) that Penn State has accomplished the feat.
 - Additionally, Pro Football Focus named T **Paris Palmer** to its Team of the Week for his performance against Purdue. T **Brendan Mahon** earned the same recognition the week prior for the Ohio State game.
 - The FWAA and Athlon Sports both recognized Penn State as the National Team of the Week for defeating Ohio State.
 - The Nittany Lions claimed half of the weekly Big Ten accolades for a second consecutive game (Oct. 10 and Oct. 24, not including the bye week) after the win over Ohio State, as linebacker **Brandon Bell** was named the Defensive Player of the Week following an 18-tackle performance, and **Marcus Allen** and **Grant Haley** shared Special Teams Player of the Week honors after teaming up to block a field goal and return it for the game-winning touchdown, respectively.
 - A Nittany Lion claimed Big Ten Defensive Player of the Week honors following three consecutive games (Oct. 3-Oct. 24, bye week was Oct. 15). The feat was last accomplished in 2012 when Michael Mauti (Illinois), Gerald Hodges (Northwestern) and Jordan Hill (Iowa) garnered weekly plaudits.
 - Bell was also named the Bednarik Player of the Week.
 - Allen and Haley were the first Penn State players to win Special Teams Player of the Week since Sam Ficken was a two-time winner in 2014.
 - Haley was also named the Rose Bowl Big Ten Player of the Week, while Bell was named the College Sports Madness National Defensive Player of the Week.
 - Four Penn State coaches also earned awards following the Ohio State win.
 - The Bobby Dodd Coach of the Year Foundation and Chick-fil-A Peach Bowl named **James Franklin** The Dodd Trophy Coach of the Week.
 - Defensive coordinator **Brent Pry** was named the Defensive Coordinator of the Week by Athlon Sports.
 - Special teams coach **Charles Huff** and defensive line coach **Sean Spencer** were honored at their respective positions for the week by Coaching Search.
 - Barkley and junior linebacker **Brandon Smith** were selected as the Big Ten Offensive and Defensive Player of the Week, respectively, after outstanding performances in the win over Maryland.
 - The last time the Nittany Lions had both the Big Ten Offensive and Defensive Player of the Week was in 2009 when Darryl Clark and NaVorro Bowman won the awards after the Michigan State game.
 - Allen claimed the Oct. 3 Big Ten Co-Defensive Player of the Week and Big Ten Rose Bowl Player of the Week after a 22-tackle performance against Minnesota.
- See Honors & Awards on Page 10.**

SECOND HALF SUCCESS

- Four of Penn State's six wins this season were one possession games at halftime with the Nittany Lions trailing on two occasions.
- The Nittany Lion offense ranks seventh in FBS in second half scoring (20.13) and eighth in fourth quarter scoring (11.25).
- Penn State is seventh in FBS in second half scoring differential (+10.38) and fourth in fourth quarter scoring differential (+6.13).
Courtesy of SportSource Analytics
- On defense, Penn State has allowed a total of 37 third-quarter points through eight games this season, an average of 4.6 points in the third stanza.
- Just 81 of the 216 points allowed by Penn State have been after halftime.
- Penn State has shut out two teams in the second half: Kent State and Maryland.
- On offense, Penn State has piled on the points more and more each quarter. It has totaled 41 points in the first quarter, 61 in the second, 71 in the third and 91 in the fourth.
- Penn State outscored Purdue 45-7 in the second half.

WHO NEEDS THIRD DOWN?

- Penn State has earned 65 first downs on second down, which ranks third-best in FBS at 43.33 percent.
- Of the 150 first downs Penn State has gained this year, just 24 have come on third down plays, which is the lowest percentage (16 percent) of any team in FBS.
- Additionally, just 18.44 percent of Penn State's plays this year have been third down plays, which is the 13th-lowest percent in FBS.
Courtesy SportSource Analytics
- Penn State went 0-for-4 on third down in the second half against Purdue, but still outscored the Boilermakers, 45-7.
- Penn State did convert its lone fourth down attempt in the second half.
- The Lions have converted 66.7 percent of their fourth downs to rank 14th in FBS and third in the Big Ten.

TARGETING GODWIN

- WR **Chris Godwin's** 58 receiving yards against Purdue give him 1,844 for his career, moving him up to 10th on the Penn State career receiving yards list. He passed current assistant head coach and cornerbacks coach Terry Smith (1988-91) and Jack Curry (1965-67).
- Godwin's second touchdown reception in the third quarter matched a single-game career high set last season against Michigan State (Nov. 28). It was also the last time a Nittany Lion had two touchdown receptions in the same game.
- Godwin moved into 10th place on Penn State's career touchdown receptions lists with 12 career touchdown grabs.
- Godwin ranks eighth on Penn State's career receptions list with 124. Next is O.J. McDuffie with 125 catches.
- Godwin had his consecutive receptions streak snapped against Maryland at 19 games. He has had a catch in 32 of 34 career games and at least four catches in 17 of his last 22 games.
- Godwin recorded his seventh career 100-yard receiving game and first of the season against Temple with 117 yards. He logged five 100-yard efforts in 2015 and had more than 100 yards in the 2014 Pinstripe Bowl.
- In 2015, Godwin became just the third player in school history to register 1,000 receiving yards in a season, joining Allen Robinson (2012, 2013) and Bobby Engram (1994, 1995) as the players to accomplish the feat. It was Penn State's fifth 1,000-yard performance in a season.
- Godwin is just the sixth player in program history to have 60 catches in a season, ranking fourth on the season receptions list with 69.
- Godwin finished second on Penn State's all-time season receiving yards list with 1,101 in 2015.
- Godwin finished the season ranked 25th in FBS and second in the Big Ten in receiving yards per game (84.7) and finished 49th in FBS and fifth in the Big Ten in receptions per game (5.3).



SAQUON BARKLEY

MAXWELL AWARD SEMIFINALIST

- **Saquon Barkley** is among the 18 semifinalists for the Maxwell Award, given by the Maxwell Football Club to the National Player of the Year.
- Penn State is tied for the national lead among all colleges and universities with its seven Maxwell Award winners.
- Semifinalist voting will begin on Tuesday, Nov. 1 and will close on Nov. 21. Three finalists for each award will be announced on Nov. 22, 2016 and a second round of voting will take place at that time. Eligible voters include Maxwell Football Club members, NCAA head football coaches, sports information directors and selected national media.
- Barkley leads the Big Ten and is 20th nationally in rushing yards per game, averaging 111.0 yards per outing. He is also tops in the conference and 16th in FBS in total touchdowns with 11.
- Barkley is a two-time Big Ten Offensive Player of the Week selection, earning the honor after the Maryland and Purdue games. He was also selected as the CBS Sports National Player of the Week after a career day at Purdue.

ELUSIVE

- According to *College Football Focus*, **Saquon Barkley** is among the most difficult running backs to bring down in the country.
- Barkley is sixth in the nation so far this season with 34 missed tackles on rushes.
- Barkley is fifth in FBS in elusive rating (among RBs that have played 50 percent of team's snaps) with a 89.9 mark. The elusive grading attempts to distill the impact of a runner with the ball independently of the blocking in front of him by looking at how hard he is to bring down.
- Last season, Barkley eluded 60 tackles on rushes and had an elusive rating of 126.7.
- The sophomore is also first in FBS in breakaway percentage, which is the percent of runs that are of 15 or more yards, with a 59.2 mark.
- Barkley is averaging 3.81 yards after contact, which is tied for seventh in FBS.
- Barkley has also shown improvement in his pass blocking game, ranking 16th in FBS with a 96.4 pass blocking efficiency rating.

BARKLEY IN THE RECORD BOOKS

- Barkley ranks 19th on Penn State's career rushing list with 1,964 yards and sits No. 21 on the career rushing touchdowns chart (17).
- He set a sophomore single game record for all-purpose yards with 277 yards (207 rushing, 70 receiving) against Purdue. The mark is also 14th in program history.
- Barkley ranks No. 14 with eight career 100-yard games (five in 2015, three in 2016), including two 200-yard efforts. He has 60 rushes of 10 or more yards in his career (34 in 2015, 26 in 2016).
- He is one just eight Nittany Lions to post multiple 200-yard rushing games.
- Barkley is the first Nittany Lion to score 10 touchdowns in a season since Zach Zwinak scored 12 in 2013.
- Barkley registered his 17th career rushing touchdown, which ranks 21st in program history.
- Barkley's 10 rushing scores this season are tied for 18th on the program's single-season chart with Charlie Pittman (1969), D.J. Dozier (1986), Richie Anderson (1991) and Rodney Kinlaw (2007).
- Barkley's 207 rushing yards give him 1,964 of his career. He trails Franco Harris (2,002 yards) for 18th place on the Penn State career list.
- Barkley posted his eighth career 100-yard rushing game and third of the season. His eight 100-yard rushing games rank tied for 14th in program history with Larry Johnson (2002) and Matt Suhey (1976-79).

See Record Watch on Page 26.

HEATING UP

Sophomore running back **Saquon Barkley** is having another standout season for Penn State.

- RB Saquon Barkley set career highs for rushing yards (207) and all-purpose yards (277; 207 rushing, 70 receiving) against Purdue.
- Barkley now leads the Big Ten with 888 rushing yards and an average of 111.0 per game. The figures rank 18th and 20th in FBS, respectively.
- Barkley rushed for two touchdowns against Purdue to bring his season total to 10 rushing scores and 11 overall. Those figures both lead the Big Ten and rank 16th in the country.

See National Nits on Page 13.

- Barkley has been particularly hot his last three games, totaling 508 rushing yards on 61 carries with three touchdowns. He totaled 380 yards on 86 carries in the first five games of the season, albeit with seven rushing touchdowns.
- Barkley's 277 all-purpose yards against Purdue are a Penn State sophomore record and rank 14th in program history. They are also the most all-purpose yards for a Nittany Lion since Larry Johnson had 289 all-purpose yards versus Michigan State in 2002.
- Barkley's 207 rushing yards were the most by a Nittany Lion since Larry Johnson had 279 against Michigan State in 2002.
- Barkley became the first Nittany Lion to rush for 200 yards in a game twice in the same season since 2002. Johnson had four 200-yard rushing yard games that season. He ran for 202 yards against Maryland just two games ago.
- Barkley's 81-yard touchdown run was the longest by a Nittany Lion since Bill Belton ran for a 92-yard score against Illinois in 2002, and the ninth longest rush in program history. It was also the longest run of his career.

GETTING CHUNKS

- Barkley's four runs of 10-plus yards against the Boilermakers gave him 26 such efforts this year and 60 for his career. He ranks second in the nation with 14 rushes for 20 yards or more this season.

See Chunk Plays on Page 12.

DUAL THREAT

- With 59 rushing yards and a career-high 77 receiving yards at Michigan, Barkley became the first Nittany Lion to lead the team in both rushing and receiving yards since Akeel Lynch had 137 rushing yards and 35 receiving yards to pace the Nittany Lions in both categories at Illinois in 2014.
- Barkley's 77 receiving yards on five receptions were the most for a Penn State running back since Stephon Green had one catch for 80 yards and a touchdown against Michigan in 2008.

HOME IS IN THE END ZONE

- Barkley's six rushing touchdowns in the first three games of the season were the most by a Penn State player since Evan Royster had six scores in the first three games of the 2008 season. Additionally, his seven combined offensive touchdowns (6 rushing, 1 receiving) were the most by a Nittany Lion since Lydell Mitchell had eight in 1971.
- At Pitt, Barkley posted his first career five touchdown game with four rushing and one receiving.
- Barkley's 30 points at Pitt are tied for fourth place in Penn State history (fifth occasion).
- The last Nittany Lion with 30 points was Ki-Jana Carter vs. Michigan State in 1994.
- Barkley's 30 points were the most by a Big Ten player since Melvin Gordon had 30 tallies against Bowling Green in 2014.
- Barkley's four rushing touchdowns were the most by a Nittany Lion since Larry Johnson had four vs. Michigan State in 2002.
- Barkley's 40-yard TD catch and run in the third quarter was his longest career reception.

SENSATIONAL SAQUON

BARKLEY BREAKS 1,000 AS A FRESHMAN

- Despite missing 2.5 games to injury and only receiving one carry in the season opener, **Saquon Barkley** led the Lions with 1,076 rushing yards in 11 games played, a Penn State freshman record.
- Barkley turned in his fifth 100-yard rushing performance of the season at Michigan State with 103 yards to break D.J. Dozier's freshman season record of 1,002 set in 1983.
- Barkley is the 43rd Nittany Lion to break 1,000 career yards rushing.
- He finished 16th on Penn State's season rushing yardage list.
- Barkley is just one of 11 Big Ten running backs to rush for 1,000 yards in his freshman season in the past 20 seasons.

B1G RBs with 1,000+ yards Rushing as Freshmen

Saquon Barkley	Penn State	2016
Justin Jackson	Northwestern	2014
James White	Wisconsin	2010
P.J. Hill	Wisconsin	2006
Tyrell Sutton	Northwestern	2005
Mike Hart	Michigan	2004
Laurence Maroney	Minnesota	2003
Maurice Claret	Ohio State	2002
Anthony Davis	Wisconsin	2001
Ron Dayne	Wisconsin	1996
Sedrick Irvin	Michigan State	1996

BARKLEY COLLECTS PRESEASON HONORS

- Barkley was among the 10 players named to the Big Ten preseason honors list, as selected by the conference's media members.
- Barkley has also been named to the Maxwell Award (National Player of the Year), Doak Walker Award (nation's top running back) and Rotary Lombardi (top skill & discipline player) watch lists.

See Honors & Awards on Page 10.

- Barkley broke the Penn State freshman (true or redshirt) record with 1,076 yards, surpassing the mark set by D.J. Dozier (1,002) in 1983. Barkley's 1,076 yards place him 16th on Penn State's season rushing chart and 40th in program history in career rushing yards. Barkley scored seven rushing touchdowns (eight overall) to tie Dozier's record for rushing scores by a freshman and had five 100-yard rushing games to equal Dozier's rookie mark.
- For his efforts, Barkley was named All-Big Ten second team, Freshman All-America by Football Writers Association of America (FWAA), Sporting News and USA Today, ECAC Rookie of the Year and Big Ten Freshman of the Year by the Big Ten Network.
- He finished 34th in FBS and third in the Big Ten with 97.8 rushing yards per game, which was skewed by having just one carry in the season opener versus Temple and missing nearly three quarters in the San Diego State game. Barkley also ranked 34th in FBS and fourth in the Big Ten in yards per carry (5.9) and was second among true freshmen running backs.
- Barkley tallied 194 rushing yards at then-No. 1 Ohio State, becoming just the second back to rush for more than 175 yards at Ohio State since 2000, joining Indiana's Tevin Coleman (228; 2014).
- With his performances against Buffalo (115 yds.) and Rutgers (195 yds.), Barkley became the first Penn State player to have back-to-back games with a 100-yard rushing quarter since Larry Johnson in 2002 (Indiana and Michigan State).

Big Ten Preseason Honorees

EAST DIVISION

Jabrill Peppers, Jr., LB/DB, Michigan
Malik McDowell, Jr., DL, Michigan State
J.T. Barrett, Jr., QB, Ohio State
Raekwon McMillan, Jr., LB, Ohio State
Saquon Barkley, So., RB, Penn State

WEST DIVISION

C.J. Beathard, Sr., QB, Iowa
Desmond King, Sr., DB, Iowa
Justin Jackson, Jr., RB, Northwestern
Anthony Walker Jr., Jr., LB, Northwestern
Corey Clement, Sr., RB, Wisconsin



@PennStateFBall



PSUFBall

2016

PSUnvaled.com

GoPSUsports.com

CHUNK PLAYS

- Penn State has relied on big plays to move the ball offensively.
- Nationally, according to cfbstats.com, Penn State's 51 20-plus yard plays rank tied for 11th in the country and are second in the Big Ten. Louisiana Tech has the most in FBS with 72, while Michigan leads the Big Ten with 53.
- Against Purdue, Penn State had a season-high 10 chunk plays from scrimmage, highlighted by a season-long 81-yard run by **Saquon Barkley**.
- Barkley totaled seven rushes of at least 10 yards against Purdue, including his last five, capped his 81-yard touchdown run. Three of his last four runs were for more than 20 yards.

Rushes for 20-plus Yards

Donnel Pumphrey	SDSU	RB	15
Saquon Barkley	Penn State	RB	14
Stanley Boom Williams	Kentucky	RB	13
James Conner	Pitt	RB	11
Derrius Guice	LSU	RB	11
Brian Hill	Wyoming	RB	11
Lamar Jackson	Louisville	QB	11

- Eleven of his 20-plus yard carries have come in conference games, which lead FBS.
- Barkley had two rushes of 20+ yards (37, 27) against Ohio State, accounting for 64 of his 99 yards on the evening. His 37-yard run was Penn State's longest play from scrimmage on the evening.
- Barkley ranks second in the nation 20-plus yard rushes.
- Barkley used a 25-yard touchdown run in overtime to seal the Minnesota game.
- The Minnesota game included an 80-yard touchdown reception by **Irvin Charles** and a pair of 53-yard receptions by **Mike Gesicki** and **DeAndre Thompkins**. All three were thrown by **Trace McSorley**.
- McSorley is among the national leaders with the deep ball, ranking in a tie for sixth in the nation for plays going for 30 or more yards (20).

Passes for 30-plus Yards

Patrick Mahomes II	Texas Tech	JR	27
Mike White	Western Ky.	JR	25
Mason Rudolph	Oklahoma	JR	21
Brett Rypien	Boise St	SO	21
Logan Woodside	Toledo	JR	21
Trace McSorley	Penn State	SO	20
Baker Mayfield	Oklahoma	JR	20

- Gesicki is one of three tight ends in the nation with two receptions for 50-plus yards. He caught a 52-yard reception against Temple and a 53-yard reception against Minnesota.
 - Thompkins has five receptions for 30 or more yards to rank in a tie for 49th nationally. He caught a 70-yard touchdown pass against Maryland.
- See Long Plays on Page 58-59.**

HAMILTON HAULING IT IN

- WR **DaeSean Hamilton** had one catch against Purdue, remaining in sixth place on the career catches chart with 146 receptions. Just ahead of him is Jordan Norwood with 153 catches.
- The catch extended his streak to 34 consecutive games with a catch, the longest streak at Penn State since Bobby Engram (1993-95) caught at least one pass in 36-straight games.
- The streak ranks as the 12th-longest active streak in FBS. Robert Davis (Georgia State) leads the country with 44-game streaks.
- Hamilton's 14 receiving yards against Ohio State give him 1,731 for his career, which puts him in 14th place at Penn State. He trails Derrick Williams (1,743 yards) for 13th place.

See Record Watch on Page 26.

RUNNING BACK DEPTH

- Four different Penn State running backs scored a touchdown against Purdue. **Saquon Barkley** (2), **Andre Robinson** (2), **Mark Allen** (1) all had rushing scores, while **Miles Sanders** had a receiving TD.
- The feat was last accomplished in the FIU game in 2007 when Rodney Kinlaw (1 rushing), Evan Royster (1 rushing), Austin Scott (2 rushing), Dan Lawlor (1 rushing) and Matt Hahn (1 receiving).
- Robinson rushed for two touchdowns, the second and third of the season and his career.
- Robinson's second score came on a career-long run of 19 yards.
- Sanders caught his first career touchdown reception. The 21-yard catch was the second of Sanders' career.
- Allen scored from 1-yard out in the fourth quarter, his first score of the season and second of his career.

McSORLEY AT THE HELM

- Sophomore quarterback **Trace McSorley** is fourth in the Big Ten in passing yards with 1,818 in his first season as the starting quarterback.
- See National Hits on Page 13.**
- McSorley's 228 passing yards against Purdue mark his fifth career 200-yard passing yard game and fifth of the season. He is now tied for 14th with Doug Strang (1982-83) in the Penn State career ledger and ninth in the season ledger, also with Strang (1983).
 - McSorley had a career-high three touchdown passes against Purdue. He previously threw for two scores in three games, most recently against Maryland.
 - His second-quarter touchdown pass against Purdue marked the ninth straight game with a touchdown pass. It is the longest streak since Matt McGloin had a 13-game streak starting with the last game of the 2011 season and ranging for the duration of the 2012 season.
 - McSorley has thrown for 200 or more yards in five of his eight career starts.
 - McSorley had one of the most productive games by a Nittany Lion ever against Minnesota. He accounted for 408 yards of total offense -- 335 passing and 74 rushing -- to mark the third-highest total in school history. It was the most yards of total offense since Christian Hackenberg posted a school-record 454 yards against UCF in the 2014 Croke Park Classic vs. UCF. McSorley also had his longest career completion, an 80-yard touchdown to **Irvin Charles**.
 - McSorley posted his second career game with 300-plus passing yards, totaling 335 yards on 19-of-41 passing with one touchdown and zero interceptions.
 - McSorley's 335 passing yards were a career high, moving past his 332 yards at Pitt earlier this season, and rank No. 13 on the all-time passing list.
 - McSorley is the 12th quarterback in Penn State history to register a 300-yard passing game, and just the fifth to record to have multiple 300-yard pass games, joining Christian Hackenberg, Matt McGloin, Kerry Collins and Daryll Clark.
- See Record Watch on Page 26.**
- Penn State was one of 10 teams that did not have an FBS start at quarterback on its roster. The other teams were Arizona State, Arkansas, North Carolina, NC State, Rice, USC, Utah, UMass and Big Ten foe Wisconsin.

McSORLEY BECOMES GROUND THREAT

- After totaling just 32 yards rushing and one rushing touchdown in the first four games this season, QB **Trace McSorley** rushed for 217 yards and three touchdowns over three-game stretch, including Minnesota, Maryland and Ohio State.
- McSorley is the first Penn State quarterback with three consecutive games with both a rushing touchdown and passing touchdown since Matt McGloin in 2012 (vs. Temple, at Illinois, vs. Northwestern).
- Against Ohio State, McSorley rushed a career-high 19 times, gaining 63 yards and a touchdown.
- Against Maryland, McSorley had a career-high 81 rushing yards on 18 attempts, the most rushing yards by a Penn State quarterback since Daryll Clark had 83 against Illinois in 2009. His previous high of 73 yards came the previous week vs. Minnesota.
- McSorley's 73 rushing yards on only eight attempts against Minnesota led the team. The last Penn State quarterback to lead the team in rushing was Michael Robinson at Michigan State on Nov. 19, 2005. Robinson had 90 yards on 13 carries with one touchdown run against the Spartans.

CLAMPING DOWN ON D

- The Nittany Lions held Purdue to 46 rushing yards, the fewest for a Big Ten team since Illinois ran for 37 yards last season. This is the second time this season that Penn State has held an opponent under 50 yards rushing (Temple, 38).
- Penn State held Ohio State to a season low 21 points, well below the Buckeyes' average of 49.3 entering the game. The Buckeyes' ground game was held to 168 yards, well below its previous average of 300.5.
- The Nittany Lion defense held Ohio State scoreless in two quarters for the first time since the Michigan State game last season.
- According to ESPN Stats & Info, Ohio State QB J.T. Barrett was sacked or under duress on 44 percent of his dropbacks, the second-most in his career.
- The Nittany Lion defense had a season-high 11.0 tackles for loss. It was also the most TFLs for Penn State since Maryland (11.0) last season.
- The 11.0 tackles for loss were the most yielded by the Buckeyes since giving up 11.0 TFL vs. Alabama on Jan. 1, 2015.
- The 6.0 sacks given up by Ohio State were the most since yielding 7.0 against Virginia Tech on Sept. 6, 2014. Entering the Penn State game, the Buckeyes had only surrendered five sacks all season, but allowed five in the second half alone.
- Penn State allowed a season-low 11 first downs to Maryland, its fewest allowed in a Big Ten game since holding Minnesota to seven in 2009.
- Penn State held Maryland well below its season averages entering the game. The Terps were averaging 43.2 points per game, while allowing just 14.5. They rushed for an average of 300 yards in the first four games before being held to 170 rushing yards and 270 yards of total offense (466.2 average).
- The 100 yards passing allowed were the fewest in a Big Ten game since giving up 68 at Indiana in 2014.

HOME SWEET HOME

With a 276-72 all-time record in Beaver Stadium, PSU owns the eighth-best winning percentage (.793) in its current home venue amongst current FBS schools and leads the Big Ten. Only Alabama (.821) and Oklahoma (.808) have higher winning percentages in facilities older than Beaver Stadium.

School	Stadium Name (Opened)	Rec	Win %
1. Baylor	McLane Stadium (2014)	14-2	.875
3. Houston	TDECU Stadium (2014)	17-3	.850
2. Ga. Southern	Paulson Stadium (1984)	185-35	.841
4. Marshall	Joan C. Edwards Stadium (1991)	150-29	.838
5. Boise State	Albertsons Stadium (1970)	252-53	.826
6. Alabama	Bryant-Denny Stadium (1929)	249-53-3	.821
7. Oklahoma	Gaylord Family-Oklahoma Memorial Stadium (1923)	383-85-15	.808
8. Penn State	Beaver Stadium (1960)	276-72	.793
9. Auburn	Jordan-Hare Stadium (1939)	310-81-7	.788
10. Ohio State	Ohio Stadium (1922)	428-111-20	.784



DEEP THREAT DEPTH

- WR **Chris Godwin** (119) and **DaeSean Hamilton** (145) are just the second Penn State group to total 100 or more career receptions at the same time, and one of seven active duos in FBS.
- Derrick Williams, Deon Butler and Jordan Norwood (all played 2005-08) are the only other group in program history to complete the feat.

LINEBACKER U ON THE MEND

- Linebackers **Brandon Bell** and **Jason Cabinda** both returned from injury against Ohio State and combined for 31 tackles, 2.0 sacks and 3.0 tackles for loss.
- Cabinda had missed five games, only playing in the season opener against Kent State, while Bell had missed 4.5 games, leaving with an injury during the second game of the season at Pitt.
- Cabinda led Penn State in tackles at Purdue.
- Bell and Cabinda led Penn State in tackles against Ohio State. Bell had a career-high 18 to best his previous high of 13 against Ohio State in 2014, while Cabinda had 13 and tied his career high with 2.0 tackles for loss, equaling the mark he had against Army last season.
- Penn State's linebackers had a tough go early in the season. For three games (at Michigan, Minnesota, Maryland), Penn State was without its starting linebacker trio of Cabinda, **Nyeem Wartman-White** and Bell due to injuries.
- Wartman-White is out for the season due to an injury suffered in the third game of the season.
- The trio owned a combined 63 career starts, while their replacements, sophomores **Manny Bowen** (2 starts) and **Jake Cooper** (2 starts) and junior **Brandon Smith**, had just four combined career starts entering the Michigan game. Three of Bowen and Cooper's starts came in the previous two weeks.
- Penn State again had just four career starts amongst its linebackers entering the Minnesota game, as Bowen (3) and Smith (1) were joined by **Cam Brown**, who made his first career start.
- Smith was disqualified on the first play of the second quarter at Michigan due to a targeting penalty, and his replacement, **Jan Johnson**, then suffered a season-ending injury later in the quarter. It was Johnson's first career game. The targeting call was later announced as incorrect by the Big Ten.
- The five linebackers missed a combined 16.5 games in the first six weeks.
 - Jason Cabinda - 5 games
 - Brandon Bell - 4.5 games
 - Nyeem Wartman-White - 3.75 games
 - Brandon Smith - 0.75 game
 - Jan Johnson - 2.5 games
- Bell was Penn State's leading tackler through the first two games, and he ranks fourth on the team with 40 tackles in just four games.
- Cabinda and Wartman-White were both named to the 2016 Butkus Award Watch List prior to the season. The award, named in honor of legendary linebacker Dick Butkus, annually recognizes the nation's top collegiate linebacker.
- Cabinda and Wartman-White entered the season vying to become the first Nittany Lion to earn the honor since Paul Posluszny in 2005. LaVar Arrington also won the award in 1999, and five have previously been named finalists: Shane Conlan (1986), Andre Collins (1989), Brandon Short (1999), Posluszny (2006) and Dan Connor (2007).
- Cabinda garnered All-Big Ten honorable mention accolades and was an ECAC first team All-Star as a sophomore. Starting all 13 games, Cabinda led the team and was 15th in the Big Ten with 7.7 tackles per game. He had three games with 10 or more tackles last season after entering 2015 with a career high of eight tackles during his freshman season in 2014.
- Wartman-White had a strong return after missing nearly all of the 2015 season with an injury. He had 14 tackles, including 3.5 tackles for loss and a half-sack. He also had two pass breakups.
- In 2014, Wartman-White ended the season as the team's second-leading tackler behind All-American Mike Hull. His 75 tackles in 2014 more than doubled his previous career high, with his 6.2 stops per game ranking 28th in the conference.

UNDERCLASSMEN AT LINEBACKER U

- Multiple underclassmen have helped fill the void as Penn State has dealt with injuries in its linebacking corps.
- LB **Manny Bowen** ranks third on the team in tackles with 46 and has started since the second game of the season.
- Bowen is second on the team with 6.0 TFL. He also owns a sack and two pass breakups.
- Against Ohio State, Bowen had a career-high 11 tackles. He notched seven earlier this season vs. Minnesota.
- Bowen made his first career start in place of Cabinda at Pitt. He has started six games this season at the Will position and once at the Mike.
- Against Minnesota, Bowen had a career-high 2.0 tackles for loss.
- Sophomore LB **Koa Farmer** made his first career start at linebacker against Maryland. He had been a safety previously.
- Farmer earned his first career sack and forced fumble in the second quarter. He ended the day with career highs in tackles (5), tackles for loss (1.5), sacks (1) and forced fumbles (1).
- Sophomore LB **Jake Cooper** has made two starts (Temple, at Michigan) at SAM in place of **Brandon Bell**. He has made 15 tackles.
- True freshman **Cam Brown** made 10 tackles at Michigan in his first significant action, which earned him his first starting nod the following week against Minnesota at the Sam.
- Brown had previously seen limited snaps at Pitt and against Temple, and his only tackle entering the game came at Pitt.
- Brown made his first career tackle for loss in the Michigan game, stopping Jake Butt behind the line for a 1-yard loss in the third quarter.
- The last true freshman to make at least 10 tackles in a game was **Marcus Allen** with 11 against Ohio State in 2014.
- The last true freshman linebacker with at least 10 tackles was Khairi Fortt against Illinois in 2010.

WALK-ON TO AWARD WINNER

- The **Brandon Smith** story continues to grow, as the former walk-on has secured a vital role at linebacker, even with the return of prior starters from injury.
- Pressed into action against Temple when injuries hit Linebacker U, Smith made eight tackles, after having just one career stop entering the game. Smith also added his first career tackle for loss, a combined stop with **Torrence Brown** in the fourth quarter.
- Entering the Temple game, Smith had played three defensive snaps (all in 2016) and 44 total career snaps.
- Smith received the chance to start at Michigan and made two tackles, including one for loss, in the first quarter, but was disqualified on the first play of the second quarter for targeting. The Big Ten later announced that the call should have been reversed by the replay official.
- Smith was back in the starting lineup against Minnesota and made seven tackles, including an assist on a TFL and a pass breakup.
- Smith was named the Big Ten Defensive Player of the Week after the Maryland game. He had a game- and career-high 14 tackles versus the Terps, surpassing his previous high of eight against Temple. Smith also came up with his first career interception, picking off QB Perry Hills at the Penn State 45 with 2:06 to play in the first quarter.
- Penn State allowed just 100 passing yards against the Terps, which were the fewest in a Big Ten game since giving up 68 yards at Indiana in 2014.
- Against Purdue, LB Brandon Smith made his second interception of the season and his career. Smith leads the Nittany Lions in the category this season. He returned the pick 22 yards to set up a **Trace McSorley** to **Chris Godwin** touchdown on the first drive of the second half.
- Smith also ranks fifth on the team with 39 tackles.

NATIONAL NITS

Below is a list of Penn State players that rank among the top-100 individuals and top-50 teams in the most recent season statistical rankings. *Rankings listed NCAA/Big Ten Statistics current as of Oct. 30, 2016*

- S Marcus Allen
 - Fumbles Recovered - 1 (85/7)
 - Total Tackles - 8.6 (48/5)
- RB Saquon Barkley
 - All-Purpose - 139.8 (23/2)
 - Rush Yards Per Carry - 6.0 (37/2)
 - Rushing Touchdowns - 10 (16/1)
 - Rushing Yards - 888 (18/1)
 - Rushing Yards Per Game - 111.0 (20/1)
 - Scoring - 8.3 (50/4)
 - Total Points Scored - 66 (44/4)
 - Total Touchdowns - 11 (16/1)
- DE Torrence Brown
 - Forced Fumbles - 0.3 (61/5)
 - Fumbles Recovered - 1 (85/7)
- K Tyler Davis
 - Field Goal Percentage - .929 (5/2)
 - Field Goals Per Game - 1.6 (17/1)
 - Scoring - 8.6 (38/2)
 - Total Points Scored - 69 (36/2)
- P Blake Gillikin
 - Punting - 41.4 (53/3)
- DT Kevin Givens
 - Fumbles Recovered - 1 (85/7)
- QB Trace McSorley
 - Completion Percentage - .552 (100/11)
 - Completions Per Game - 15.4 (75/6)
 - Passing Efficiency - 138.7 (51/5)
 - Passing TDs - 12 (54/5)
 - Passing Yards - 1,818 (50/4)
 - Passing Yards Per Game - 227.3 (48/4)
 - Passing Yards Per Completion - 14.8 (6/2)
 - Points Responsible For - 98 (51/5)
 - Points Responsible For Per Game - 12.3 (54/5)
 - Total Offense - 258.6 (46/6)
 - Yards Per Pass Attempt - 8.2 (34/3)
- CB John Reid
 - Fumbles Recovered - 1 (85/7)
 - Punt Returns - 7.2 (50/6)
- RB Miles Sanders
 - Combined Kick Returns - 347 (54/7)
 - Kickoff Returns - 20.4 (85/11)
- DE Garrett Sickels
 - Sacks - 0.63 (65/7)
- LB Brandon Smith
 - Interceptions Per Game - 0.3 (99/11)
 - Total Interceptions - 2 (76/10)
- CB Jordan Smith
 - Fumbles Recovered - 1 (85/7)
- WR Deandre Thompkins
 - Yards per Reception - 18.2 (33/3)
- TEAM
 - 4th Down Conversion Pct - .667 (14/3)
 - Fewest Penalties - 42 (32/6)
 - Fewest Penalties Per Game - 5.3 (34/6)
 - Fewest Penalty Yards - 376 (32/7)
 - Fewest Penalty Yards Per Game - 47.0 (34/7)
 - Passes Had Intercepted - 3 (5/1)
 - Scoring Offense - 33.6 (39/3)
 - Winning Percentage - .750 (19/4)
 - 4th Down Conversion Pct Defense - .500 (48/7)
 - Blocked Kicks - 2 (18/3)
 - Blocked Punts - 1 (12/4)
 - Defensive TDs - 2 (18/2)
 - First Downs Defense - 154 (41/7)
 - Kickoff Return Defense - 18.4 (30/3)
 - Passes Intercepted - 8 (43/4)
 - Passing Yards Allowed - 197.0 (25/6)
 - Passing Yards per Completion - 14.9 (10/2)
 - Team Passing Efficiency Defense - 118.0 (35/8)
 - Team Sacks - 2.9 (24/2)
 - Team Tackles for Loss - 8.5 (6/2)
 - Total Defense - 380.4 (47/7)



HISTORIC WIN

RANKING THE WIN OVER NO. 2 OHIO STATE

- Penn State defeated a top-2 team for the first time since winning at No. 1 Notre Dame, 24-21, in 1990.
- Penn State had not beaten a top-2 team at home since beating No. 2 Nebraska, 27-24, in 1982.
- The last and only other time Penn State had defeated a top-2 team when it was unranked was Nov. 7, 1964 when it defeated No. 2 Ohio State in Columbus, 27-0.
- The highest ranked team Penn State had defeated at home when it was unranked was No. 3 Alabama, 34-28, on Oct. 8, 1983.
- The last time Penn State defeated a Top 5 team when it was unranked was two weeks after the Alabama win in 1983, as the Nittany Lions downed No. 5 West Virginia, 41-23, on Oct. 22, 1983.
- PSU had not defeated a Top 5 team since beating No. 4 Arizona in the Pigskin Classic, 41-0, in 1999.
- Penn State beat a ranked opponent for the first time since No. 14 Wisconsin, 31-24, in 2013, and did so at home for the first time since No. 18 Michigan, 43-40, in four overtimes on Oct. 12, 2013.
- It was head coach James Franklin's second win over a ranked opponent and his first with Penn State. He guided Vanderbilt past No. 15 Georgia.

MISCELLANY

- Penn State won when trailing going into the fourth quarter by at least 14 points for the first time since at least 1967. The Nittany Lions trailed Michigan State by 13 points (37-24) in 1993 entering the fourth quarter. Penn State won the game 38-37.
- Penn State committed just one penalty for 5 yards in the win over Ohio State. It was the fewest committed since having one for 10 yards against Minnesota in 2014, and the fewest yards since having one for 5 yards against Alabama in 2010.
- The FWAAs recognized Penn State as its National Team of the Week for the fourth time since the award was started in 2002.
- Three of the four FWAAs honors have been for Penn State wins over Ohio State.

Penn State FWAAs Nat'l Team of the Week Awards

Weekend	Opponent	Score
Oct. 8, 2005	No. 6 Ohio State	W, 17-10
Oct. 25, 2008	No. 9 Ohio State	W, 13-6
Nov. 24, 2012	No. 14 Wisconsin	W, 24-21 (OT)
Oct. 22, 2016	No. 2 Ohio State	W, 24-21

- Then-No. 2 Ohio State was the second Top 5 ranked team Penn State faced this season. The Nittany Lions faced then No. 4/5 Michigan on Sept. 24.
- The last time Penn State faced multiple Top 5 teams was 2006 when it met No. 4 Notre Dame, No. 1 Ohio State and No. 4 Michigan. Prior to 2006, Penn State had not faced multiple Top 5 teams during the regular season since 1983.
- Penn State last won a game with eight or fewer completions in 2003 vs. Temple, when the Nittany Lions defeated the Owls, 23-10, and had only six completions.
- According to overnight Nielsen TV ratings, over 6 million people watched Penn State's thrilling come-from-behind win over then-No. 2 Ohio State on ABC.
- It was the most-watched broadcast television show on broadcast TV during the primetime slot. Viewership peaked at a 5.8 rating from 11:30-11:45 p.m. and garnered a 4.2 overall.

OHIO STATE STREAKS HALTED

- Before the loss to the Nittany Lions, Ohio State had won 78-straight games when leading by 14 in the fourth quarter since 2004.
- Penn State snapped Ohio State's streak of 20 consecutive true road wins under Urban Meyer. Ohio State last lost on the road at Michigan in the 2011 season finale.
- Penn State held Ohio State scoreless in the first quarter, the first team to shut out the Buckeyes in any quarter this season.
- The Nittany Lions held the Buckeyes scoreless in two quarters for the first time since Michigan State last season, which was Ohio State's last loss.

STOPS BEHIND THE LINE

- Penn State has picked up where it left off in the tackles for loss category, ranking sixth in FBS and second in the Big Ten, averaging 8.5 per game.
- The Nittany Lions are also continuing to get to the quarterback, posting 2.9 sacks per game to rank second in the Big Ten and 24th in the nation.
- Penn State set season-highs in the category, posting 11 against Ohio State and 10 TFLs against Maryland.
- Against Ohio State, nine different players assisted on a stop behind the line, led by DE **Garrett Sickles** with a career-high 3.5 and LB **Jason Cabinda** with 2.0.
- Against Maryland 10 different players contributed for TFLs with LB **Koa Farmer** leading with 1.5.
- LB **Manny Bowen** made 2.0 stops behind the line against Minnesota to lead Penn State to nine for the game. Ten different players recorded at least an assist.
- DT **Parker Cothren** made a career high 2.5 tackles for loss to lead PSU to eight total against Temple.
- Led by a career-high 3.0 TFLs from LB **Nyeem Wartman-White**, Penn State totaled nine at Pitt.
- Penn State registered 10 against Kent State.
- In 2015, Penn State ranked sixth in FBS and topped the Big Ten with 8.2 tackles for loss per game. The 106 total TFLs were the most since 2007 (120).

WILD DOGS RELOADING

- Penn State led the nation in sacks a year ago but lost three defensive linemen to the NFL. However, several Nittany Lions are stepping up to fill the void.
- Ironically enough, the very first game without the missing pieces from 2015 resulted in a feat not accomplished since 2011, as seven different Nittany Lions totaled seven sacks against Kent State.
- Penn State last registered seven sacks in a game at Northwestern in 2011.
- DE **Garrett Sickles** had career highs in tackles (9), sacks (2.5) and TFLs (3.5) against Ohio State. After another TFL at Purdue, he now leads the team with 7.0 TFLs this season.
- Senior DE **Evan Schwan** posted a sack in three consecutive games (Minnesota, Maryland, Ohio State). Schwan had his first career quarterback takedown vs. Minnesota in overtime, forcing Minnesota to kick a field goal. Schwan assisted on a fourth-down sack of J.T. Barrett to ice the win against Ohio State.
- Redshirt freshman DT **Ryan Buchholz** made his first career sack at Purdue.

ALLEN MAKING STOPS

- Junior safety **Marcus Allen** leads Penn State with 69 tackles (8.6 per game). The figure ranks fifth in the Big Ten and 48th in FBS.
- Allen blocked a 45-yard field goal attempt with just under five minutes remaining against Ohio State. The blocked kick was scooped up by **Grant Haley**, who took it 60 yards for the game-winning touchdown.
- Allen and Haley shared Big Ten Special Teams Player of the Week honors for the feat.
- Allen made a career-high 22 stops (8 solo, 14 assisted) against Minnesota, the most by a Nittany Lion since Paul Posluszny made 22 at Northwestern in 2005.
- Allen is only one of two FBS players to reach the 20-tackle mark in a game this season. Rodney Butler of New Mexico State made 24 stops (4 solo, 20 assisted) against New Mexico on Sept. 10.
- At the time, Allen vaulted from 148th in FBS and 20th in the Big Ten with 7.0 tackles per game to 22nd in FBS and first in the Big Ten with 10.0 tackles per game.
- Allen was named the Big Ten Co-Defensive Player of the Week and the Big Ten Rose Bowl Game Player of the Week for his performance.
- The 22 stops are tied with Posluszny and Ron Crosby (vs. Ohio, 1974) for No. 4 on the all-time single game tackles list.
- Allen's 22 tackles are the most by a Big Ten player since Wisconsin's Mike Taylor had 22 stops at Ohio State on Oct. 29, 2011.
- Allen had 28 tackles in the first four games of the season. His previous career high was 12 tackles against Michigan in 2015.
- Allen made 81 stops as a 12-game starter last season.

REID TAKING AND RETURNING

- CB **John Reid** had takeaways against both Temple and Pitt and remains among the leaders in punt returns, averaging 7.2 yards per return to rank sixth in the Big Ten.
- Against Temple, Reid sealed the Penn State victory with an interception in the final seconds.
- Reid's 59-yard punt return in the first quarter at Pitt was a career long and the longest punt return for the Nittany Lions since Derrick Williams' 63-yard return for a TD at Wisconsin in 2008. It setup Penn State's first touchdown drive of the game.
- Reid also made his second career fumble recovery at Pitt, returning it four yards to the Pitt 11 in the fourth quarter to setup another short Penn State TD drive.

SPECIAL TEAMS ARE SPECIAL

- A blocked punt and blocked field goal were crucial to Penn State's victory over the Buckeyes.
- Before **Marcus Allen** blocked Ohio State's 45-yard field goal attempt in the fourth quarter (the first of his career), the Nittany Lions last blocked a field goal in the four overtime victory vs. Michigan in 2013 (Kyle Baublitz).
- The return for a touchdown of the blocked field goal is believed to be the first in Penn State history.
- Penn State's blocked punt freshman LB **Cam Brown** was the first by the Nittany Lions since **Von Walker** blocked a punt vs. Michigan last season.
- Penn State had not blocked two kicks of any type in a single game since blocking two against Florida International in the 2007 season opener (field goal and punt).
- CB **Grant Haley** returned the blocked field goal for the second touchdown of his career.
- P **Blake Gillikin**'s punt in the first quarter marked his sixth punt inside the 10-yard line this season. He had a career-high seven in the game.
- RB **Miles Sanders** had a career-best 89 kickoff return yards.
- **Joey Julius** has 22 touchbacks on 43 kickoffs after posting 22 on 53 kickoffs last season. He kicked six into the end zone against Temple.
- Julius also has three tackles on kickoff returns on the season.
- Against Temple, Penn State did not allow any kickoff yards or punt return yards for the first time since Oct. 2, 2010 at Iowa.

AUTOMATIC DAVIS

- K **Tyler Davis** had a career-high 14 points (8 XP, 2 FG) against Purdue, besting his previous high of 11 set against Minnesota this season.
- He is a Lou Groza Award semifinalist.
- Davis is now 41-for-41 in extra points and 21-for-22 in field goals for his career.
- Davis had his consecutive field goals streak snapped at 18 when his 39-yard attempt was blocked on the opening drive of the Ohio State game. It was the longest streak in school history and ranks tied for fourth in Big Ten history.
- Davis was one of five FBS kickers to enter Week 8 perfect on field goal attempts this season.
- Davis converted three field goals against Minnesota to match a career high and move his consecutive field goals streak to 17, breaking the school record for consecutive field goals made.
- The mark was previously held by Sam Ficken, who made 15 straight field goals between the 2012 and 2013 seasons.
- Davis forced overtime against Minnesota, kicking a 40-yard field goal with two seconds remaining in regulation. It matched his season long for distance.
- Davis took over starting place kicking duties late last season and went 8-for-8 on field goals.
- Davis did not play a snap of football in high school, as the former high school soccer standout and two-year member of the U.S. Soccer Development Academy was a highly-touted recruit and even named the *Chicago Sun-Times* Player of the Year as a junior. He went on to play at Bradley University, appearing in 12 contests as a freshman in 2013, scoring the game-winning, golden goal in his first career game.



GILLIKIN'S SKY

- True freshman punter **Blake Gillikin** earned starting punting duties and has been a difference maker. He was recently named to the Ray Guy Award candidate list by the Augusta Sports Council.
- The following list of 6 candidates will be narrowed down to 10 semifinalists to be announced on Friday, November 11.
- He is averaging 41.4 yards per punt to rank fourth in the Big Ten.
- **See National Nits on Page 13.**
- Fourteen of his 39 punts have been inside the 20, and six of those inside the 10.
- He had a career-high seven punts against Ohio State, including three inside the 20 and one inside the 10.
- Gillikin has six punts over 50 yards, most recently kicking a 52-yarder at Purdue.
- His career-long punt of 69 yards at Pitt is tied for the sixth-longest of any FBS punter so far this season.
- The 69-yard punt ranks as the second-longest by a Penn State freshman (Anthony Fera, 74, 2010.) It was Penn State's longest punt since Anthony Fera had a 69-yard punt vs. Purdue in 2011.
- Gillikin punted six times in the opener against Kent State with an average of 47.0 yards per punt, including a long of 58 yards.
- Gillikin owns three of the six-longest punts by Penn State freshmen (69 yards, 2nd; 61, 4th; and 58, 6th).
- **See Single Game Standouts on Page 16.**
- He is the third true freshman starting punter for PSU since 1946, joining Ralph Giacommaro (1979) and **Daniel Pasquariello** (2014).
- His 47.0 game average in the season-opener at Kent State is fourth among freshmen in Penn State history and best among true freshmen.
49.0 (2 punts) - Anthony Fera vs. Michigan, 2010
48.8 (5 punts) - Chris Gulla vs. Akron, 2014
48.7 (6 punts) - Jeremy Kapinos vs. BC, 2003
47.0 (6 punts) - Blake Gillikin vs. Kent State, 2016

GESICKI CONTINUES BREAKOUT SEASON

- TE **Mike Gesicki** has parlayed his career year into a spot on the Mackey Award Midseason watch list. He was previously nominated for the preseason watch list.
- The Mackey Award is given annually to the most outstanding collegiate tight end. The award is named after NFL Hall of Fame member John Mackey, who is considered to be the best to have played the tight end position.
- Gesicki has career highs of 28 catches for 346 yards.
- His receptions total ranks fourth in the Big Ten and 14th in FBS amongst TEs, while his reception yard total is second in the Big Ten and ranks 14th in FBS.
- Gesicki has a career-high two touchdowns this season.
- All three figures rank second amongst all receivers for Penn State.
- His four catches for 46 yards against Ohio State were team highs.
- Gesicki has had at least 23 receiving yards in each game this season, highlighted by a five-reception, 70-yard performance against Minnesota, which included a career-long 53-yard catch.
- He is ranked sixth by Pro Football Focus in pass blocking efficiency with a 97.7 percent mark on the season.
- Gesicki caught his second touchdown pass of the season and third of his career on Penn State's opening drive against Maryland.
- All three of his career touchdowns have been scored in Beaver Stadium.

GROUND GAME RUNS PAST MARYLAND

- The Nittany Lions ran for 372 yards vs. Maryland, its fourth-most rushing yards in a game in the last 20 years. It is the most in a game since producing 389 vs. Youngstown State in 2006.
- The rushing yard total was the most in an FBS and Big Ten game since piling up 390 yards vs. Michigan State in 2002.
- The 62 rushing attempts were the most in a Big Ten game for Penn State, while the 372 yards rank No. 3 on the Nittany Lions' Big Ten ledger.

TAKEAWAYS

- Penn State has interceptions in six of eight games this season, most recently with two picks in its last outing against Purdue.
- The Nittany Lions forced four turnovers in the Purdue game, which is the most since forcing five against Maryland last season.
- DT **Kevin Givens** made his first career fumble recovery.
- CB **Christian Campbell** corralled his second career interception in the fourth quarter. His first pick came against Temple in 2014.
- Junior LB **Brandon Smith** has interceptions in two of the last three games. He collected his first career interception in the first quarter against Maryland and his most recent on the first drive of the third quarter against Purdue.
- Junior CB **Jordan Smith** collected his first fumble recovery on a muffed punt in the third quarter against Purdue, setting up a touchdown drive. He collected his first career interception against Minnesota to end a scoring threat.
- Jordan Smith's interception marked the first time Minnesota did not convert in the red zone in 2016. Smith also recorded a career-high four tackles and added a career-best two pass breakups.
- Sophomore LB **Koa Farmer** forced his first career fumble against Maryland, which was recovered by junior DE **Torrence Brown**.
- Sophomore cornerback **John Reid**'s first interception of the season against Temple marked the fourth straight game with an interception by Penn State.
- PSU last had four straight games with an interception last season: at Maryland (3), 10/24; Illinois (1), 10/31; at Northwestern (1), 11/7; and Michigan (1), 11/14.
- Penn State had at least one interception and one fumble recovery in its first two games. It is the first time since 2012 (at Virginia and vs. Navy) that Penn State has had back-to-back games with both a pick and fumble recovery.
- Sophomore CB **Amani Oruwarie** notched the first interception and first touchdown of his career early in the third quarter against Kent State.
- Prior to Oruwarie's 30-yard return, the last Penn State interception return for a touchdown was in 2014, when Grant Haley returned an interception 30 yards for a score against Temple.
- Senior LB **Brandon Bell** pulled in his third career interception to end the third quarter against Kent State.
- Senior S **Malik Golden** hauled in his second career interception at Pitt.
- **Marcus Allen** forced the third fumble of his career and recovered the second of his career in the second quarter against Kent State. It led to a touchdown.
- Brown forced his first career fumble at Pitt and Reid recovered it, setting up a touchdown drive.

THOMPSONS BREAKING OUT

- Sophomore WR **DeAndre Thompkins** is having a breakout season after entering the starting lineup starting with the second game of the season at Pitt.
- Thompkins caught a career-long 70-yard pass for his second career touchdown at the end of the third quarter against Maryland. He ended the game matching his career high for receptions (4) and setting a career-high for receiving yards (91).
- His streak of catching at least three passes ended against Ohio State at five consecutive games. When he left the game in the first quarter.
- He had a career-high 87 receiving yards at Pitt, highlighted by a one-handed, over the shoulder 39-yard catch deep in Pitt territory that setup a touchdown run. Thompkins also made a 34-yard reception on fourth-and-16 during Penn State's final drive, moving Penn State into Pitt territory.
- Thompkins entered the season with three career grabs for 33 yards. He has 18 catches for a team-high 328 yards this season.
- His 18.2 yards per reception also leads the team and ranks third in the Big Ten and 33rd in the country.

See Chunk Plays on Page 12.

COMMUNITY SERVICE

LIFT FOR LIFE A SUCCESS

- Penn State football student-athletes have raised more than \$84,000 for rare disease research and patient programs since July.
- Donations to the Penn State chapter of Uplifting Athletes and Lift for Life will remain open until September 30. Fans can track the live total or donate by visiting the chapter's fundraising site at give.upliftingathletes.org/psulift2016 or by sending a donation to PJ Mullen, Director of Player Development and Community Relations at 201 Lasch Football Building, University Park, Pa 16802.
- Nearly \$1.2 million has been raised in the battle against rare diseases by Penn State Uplifting Athletes since the inaugural Lift for Life was held in 2003. The inaugural event raised just under \$13,000.
- Founded by Penn State Football teammates Scott Shirley, Dave Costlow and Damone Jones in 2003, Lift for Life has benefitted cancer research and the rare disease community. The event is organized by Penn State Football Uplifting Athletes. Penn State football team members serving as 2016 Uplifting Athletes officers are: defensive end **Garrett Sicksels**, president/director of operations; offensive lineman **Ryan Bates**, director of player relations for underclassmen; linebacker **Jason Cabinda**, co-director of player logistics; offensive lineman **Tom Devenney**, secretary; quarterback **Trace McSorley**, co-director of player logistics; and offensive lineman **Andrew Nelson**, treasurer. Additionally, linebacker **Brandon Bell**, safety **Joe Berg**, offensive lineman **Brian Gaia**, wide receiver **Gregg Garrity**, cornerback **Grant Haley** and offensive lineman **Charlie Shuman** will serve on the executive committee.
- A nonprofit organization founded in 2007, Uplifting Athletes inspires the rare disease community with hope through the power of sport. A rare disease is one that affects fewer than 200,000 Americans and typically lacks financial incentive to make and market new treatments. With a network of university chapters run by current college football student-athletes that spans all major conferences, Uplifting Athletes has had an economic impact of more than \$400 million on the rare disease community. For more information about Uplifting Athletes, visit www.upliftingathletes.org.
- The Uplifting Athletes Chapters are: Penn State, Arizona, Colgate, Illinois, Penn, Northern Arizona, Northwestern, Princeton, Syracuse, Baylor, Florida State, Maryland, Notre Dame, St. Francis (Pa.), Boston College, Fordham, Nebraska, South Carolina, Washington, Clemson, NC State, Stony Brook and Georgia Tech. Each chapter is inspired by patients from approximately 7,000 rare diseases (such as ALS, Aplastic Anemia, Castleman's Disease, cystic fibrosis, Ehlers-Danlos, Ewing's Sarcoma, Fanconi Anemia, Kidney Cancer, Leukemia, MS, Neuroblastoma, pediatric brain cancer etc.).

LIONS BRING SMILES TO HERSHEY

- When a football player walks through a door, chances are he will be the strongest and toughest person in the room. But that was not the case in July. Approximately 100 members of the team and head coach James Franklin visited with several of the young patients at the Penn State Hershey Children's Hospital.
- Three bus loads made the two-hour trek across central Pennsylvania for a third consecutive year. After a rousing welcome, the Lions were able to bring smiles to the faces of many young fans as they spread out in smaller groups throughout the hospital.
- "Honestly, [the trip] makes my year," said senior defensive lineman **Evan Schwan**. "I always say, this trip and the Athlete Hour we have at THON are my favorite times of the year. Just seeing the smiles that we can put on these kids faces, even if it just makes them happy for a little bit, because they are going through so much stuff."
- Several groups of players visited with patients in their rooms in various sections of the hospital. Other groups spent time engaging with patients in the Tree House Cafe where they signed autographs, played games and helped with arts and crafts projects.



@PennStateFBall



PSUfball

2016

PSUnvalued.com

GoPSUsports.com

SINGLE GAME STANDOUTS

PASSING YARDAGE, GAME

1.	454	Christian Hackenberg vs. UCF, 2014
2.	399	Zack Mills vs. Iowa, 2002
3.	395	Matt McGloin vs. Indiana, 2012
4.	379	Michael Robinson vs. Wisconsin, 2003
5.	371	Christian Hackenberg vs. Boston Coll., 2014
6.	366	Mike McQueary vs. Pitt, 1997
7.	358	Todd Blackledge at Miami (Fla.), 1981
8.	353	Daryll Clark vs. Akron, 2009
9.	352	Kerry Collins at Michigan State, 1993
10.	341	Daryll Clark vs. Michigan State, 2008
11.	340	Christian Hackenberg at Indiana, 2013
12.	339	Christian Hackenberg at Wisconsin, 2013
13.	335	Trace McSorley vs. Minnesota, 2016
14.	332	Trace McSorley at Pitt, 2016
15.	328	Kerry Collins vs. Rutgers, 1994

LONGEST PASS PLAYS

1.	92	Bob Higgins from Bill Hess at Pitt, 1919
2.	86	Jim Scott from Steve Joachim at Navy, 1971
3.	82	Eric Hamilton from Matt Knizner vs. Pitt, 1986
4.	82	Freddie Scott from Kerry Collins vs. Rutgers, 1994
5.	80	Paul Johnson from Tom Sherman at Maryland, 1967
6.	80	Dean DiMidio from Doug Strang vs. Alabama, 1983
7.	80	Stephfon Green from Pat Devlin vs. Michigan, 2008
8.	80	Derek Moye from Rob Bolden vs. Illinois, 2010
9.	80	Irvin Charles from Trace McSorley vs. Minnesota, 2016
10.	79	John Greene from Lance Loneragan vs. Maryland, 1988
11.	79	Chafie Fields from Kevin Thompson at Miami (Fla.), 1999
12.	79	Chaz Powell from Daryll Clark vs. Iowa, 2009
13.	79	Geno Lewis from Christian Hackenberg vs. UCF, 2014

LONGEST RUSHING PLAYS

1.	92 (Not a TD)	Blair Thomas, vs. Syracuse 1986
2.	92	Bill Belton at Indiana, 2014
3.	90	Bill Suter at Navy, 1894
4.	87	Bob Campbell vs. Syracuse, 1968
5.	86	Bob Riggie at West Virginia, 1964
6.	84	Chafie Fields vs. Texas, 1997 Fiesta
7.	84	Larry Johnson, vs. Illinois, 2002
8.	83	Ki-Jana Carter vs. Oregon, 1995 Rose
9.	81	Saquon Barkley at Purdue, 2016

TOTAL OFFENSE, GAME

1.	456 (2 R, 454 P)	C. Hackenberg vs. UCF, 2014
2.	418 (138 R, 280 P)	Zack Mills vs. Ohio State, 2001
3.	408 (73 R, 335 P)	T. McSorley vs Minnesota, 2016
4.	398 (19 R, 379 P)	M. Robinson vs. Wisconsin, 2003
5.	389 (-10 R, 399 P)	Zack Mills vs. Iowa, 2002

LONGEST PUNTS BY FRESHMEN

1.	74	Anthony Fera vs. Iowa, 2010
2.	69	Blake Gillikin at Pitt, 2016
3.	63	Daniel Pasquariello vs. Michigan State, 2014
4.	61	Blake Gillikin at Michigan, 2016
5.	59	Jeremy Kapinos vs. Boston College, 2003
6.	58	Blake Gillikin vs. Kent State, 2016
7.	58	Jeremy Kapinos at Purdue, 2003

LONGEST PUNTS

1.	89	Coop French at Iowa, 1930
2.	78	Jeremy Kapinos at Ohio State, 2004
3.	76	Chris Clauss vs. Rutgers, 1987
4.	74	Anthony Fera at Iowa, 2010
5.	73	Milt Plum at Ohio State, 1956
6.	71	Joe Colone at Syracuse, 1946
7.	71	John Bruno Jr. vs. Boston College, 1985
8.	70	Coop French at Iowa, 1930
9.	70	Joe Colone at Syracuse, 1946
10.	70	Jeremy Kapinos vs. Purdue, 2004
11.	70	Jeremy Boone at Illinois, 2007
12.	69	Bob Parsons at Colorado, 1970
13.	69	Anthony Fera vs. Purdue, 2011
14.	69	Blake Gillikin at Pitt, 2016

BEATING UNBEATENS

- Penn State played four undefeated teams over a stretch of four games (Sept. 24-Oct. 22) and spoiled undefeated seasons in the last three (Minnesota, Maryland and Ohio State).
- Kent State (0-0), Pitt (1-0), Temple (1-1), Michigan (3-0), Minnesota (3-0), Maryland (4-0) and Ohio State (6-0) combined for an 18-1 record prior to playing PSU.
- Iowa enters with a 3-0 road record.

STEPPING ON TO THE FIELD

- Twenty-three Nittany Lions have made their collegiate debut this season. Eighteen were redshirt freshmen and four were true freshmen (Gillikin, McGovern, Sanders, C. Brown).
- Sophomore QB **Billy Fessler** made his first career appearance in the fourth quarter against Purdue.
- Redshirt freshmen WR **Juwan Johnson** and DT **Robert Windsor** were first-time starters at Purdue, giving the Nittany Lions 16 for the season.
- Redshirt freshman S **Ayron Monroe**, made his collegiate debut against Minnesota.
- Junior DT **Curtis Cothran** made his first career start against Ohio State.
- Sophomore LB **Koa Farmer** made his first career start at linebacker against Maryland. Freshmen G **Connor McGovern** and LB **Cam Brown** made their first career starts against Minnesota.
- Against Temple, redshirt freshman G **Zach Simpson** made his first appearance. Sophomore DE **Torrence Brown** made his first career start.
- Junior LB **Brandon Smith** made his first career start at Michigan.
- Against Temple, redshirt freshman G **Zach Simpson** made his first appearance. Sophomore DE **Torrence Brown** made his first career start.
- Both sophomores WR **DeAndre Thompkins** and LB **Manny Bowen** made their first career starts at Pitt. Cam Brown made his first career appearance, becoming the fourth true freshman to play for Penn State this season.
- The following six players were first-time-starters against Kent State: OG **Ryan Bates**, QB **Trace McSorley**, DE **Evan Schwan**, DT **Kevin Givens**, DT **Parker Cothren**, P **Blake Gillikin**.
- The following 19 players made their first career appearances for Penn State against Kent State: Junior DT **Tyrell Chavis**, G **Ryan Bates**, DE **Ryan Buchholz**, WR **Irvin Charles**, DT **Kevin Givens**, G/C **Steven Gonzalez**, TE/H **Jonathan Holland**, T **Sterling Jenkins**, WR **Juwan Johnson**, S **Jarvis Miller**, DE **Shareef Miller**, DT **Ryan Monk**, RB **Andre Robinson**, QB **Tommy Stevens**, CB **Garrett Taylor**, DT **Robert Windsor**, P **Blake Gillikin**, C/G **Connor McGovern**, RB **Miles Sanders**.

FEWEST SENIORS

Penn State is once again among schools with the fewest number of senior-eligible players.

- Penn State's current team breaks down to 51 freshmen, 26 sophomores, 28 juniors and 12 seniors.
- However, Penn State is down to 11 healthy seniors, as **Nyeem Wartman-White** was lost for the season due to injury during the Temple game in Week 3.
- Only Kentucky entered the season with as few as 11.
- The Lions' 12 seniors entering the season ranked tied for the second-fewest in FBS with Baylor. The Lions had 13 seniors on last year's team, which ranked as the ninth fewest.

2016 FBS Seniors Total

Kentucky	11
Penn State	12
Baylor	12
Minnesota	13
Old Dominion	13
Florida	13
Marshall	13
Wake Forest	13
NC State	13
Massachusetts	13
TCU	14
Wisconsin	14
USC	14

TAKING CARE OF THE FOOTBALL

- Penn State has had two turnover free games this season: Minnesota and Purdue.
- The Nittany Lions had two such games in 2015, also logging zero turnovers against Army and Buffalo.

COMEBACKS

- Two of Penn State victories have featured double-digit comebacks.
- The comeback trend started against Minnesota. Penn State trailed by 10 at halftime (13-3) and rallied to win 29-26 overtime.
- Against Ohio State Penn State trailed by 14 points entering the fourth quarter, but scored 17 to win.
- Penn State won when trailing going into the fourth quarter by 14 points for the first time since at least 1967.
- The Nittany Lions trailed Michigan State by 13 points (37-24) in 1993 entering the fourth quarter. Penn State won the game, 38-37.
- It was the Nittany Lions' biggest comeback win since erasing a 21-7 deficit to defeat Boston College in the 2014 Pinstripe Bowl.
See Historic Win on Page 14.
- It was the biggest comeback win in a Big Ten game and at home since rallying from a 21-0 deficit in the second quarter for a 35-21 win over Northwestern on Nov. 6, 2010.

OVERTIME OVER TIME

College football introduced overtime during the bowl season in 1995 and adopted the system for regular season games in 1996.

- Since then, Penn State has played 12 overtime games, including six over the 2012-14 seasons. Eight of the 12 overtime tilts have come at home, two in true road games, one in the 2006 Orange Bowl and one in the 2014 Pinstripe Bowl.
- Penn State is 7-5 all-time in overtime games, with a 4-4 record at Beaver Stadium, 1-1 mark in true road games and 2-0 ledger at a neutral site.
- Most recently, Penn State defeated Minnesota, 29-26, on Oct. 1, 2016. After Minnesota kicked a field goal on its first possession, Penn State running back **Saquon Barkley** rushed 25 yards for a touchdown on the Nittany Lions first offensive play.
- It was the sixth overtime game at Beaver Stadium since the start of the 2012 season. Penn State is 4-2 in those games.
- Penn State's first two overtime contests came vs. Iowa in 2000 and 2002 at home. The Nittany Lions dropped their first three contests that went to the extra period, but won five straight overtime contests before falling to Nebraska on Nov. 23, 2013.
- Penn State's all-time overtime games:

Date	Opponent	Score
11/4/00	IOWA (2OT)	L, 23-26
9/28/02	IOWA	L, 35-42
10/12/02	at Michigan	L, 24-27
1/3/06	vs. Florida State (3OT) ¹	W, 26-23
10/7/06	at Minnesota	W, 28-27
11/24/12	WISCONSIN	W, 24-21
10/12/13	MICHIGAN (4OT)	W, 43-40
11/2/13	ILLINOIS	W, 24-17
11/23/13	NEBRASKA	L, 20-23
10/25/14	OHIO STATE (2OT)	L, 24-31
12/27/14	vs. Boston College ²	W, 31-30
10/2/16	MINNESOTA	W, 29-26

¹ - Orange Bowl, ² - Pinstripe Bowl

O-LINE LEADS AMONG CAREER STARTS

- Penn State returned 91 career starts along the o-line to enter the season, ranking the unit as the 17th most experienced in FBS, and the second most experienced in the Big Ten (Michigan, 115).
- **Brian Gaia** leads the unit and the team for most career starts on the Nittany Lions at 33.
See Career Starts on Page 19.



CLASSROOM SUCCESS

ACADEMIC ALL-DISTRICT

- A trio of Nittany Lions – Tyler Yazujian, Grant Haley and Brandon Smith – were selected to the CoSIDA Academic All-District™ team for their performance in the classroom and on the field. All three student-athletes are now eligible for consideration for the Academic All-America® Team.

CONTINUING ACADEMIC TRADITION

- The Penn State football team continued to excel in the classroom during the 2015 fall semester with a record 56 squad members earning at least a 3.0 grade-point average.
- This marked the fifth consecutive semester (including summer sessions) the Nittany Lions have had more than 50 student-athletes with a 3.0 GPA or better.
- The 56 Lions with a 3.0 GPA or higher surpasses the mark of 55 set by the 2008 fall semester for the most 3.0s in a semester in program history.
- A total of 23 Nittany Lions posted a 3.5 GPA or higher in the fall semester, with 19 earning Dean's List recognition for having 3.5 GPA or higher with 12 credits earned in undergraduate work.
- The Nittany Lion freshmen were impressive in the fall semester with 14 posting a 3.0 or higher.
- Overall, 51 football student-athletes own a 3.0 cumulative GPA or higher after the fall semester, with 21 posting a 3.5 cumulative GPA or higher.
- The fall semester also saw 45 student-athletes improve their cumulative GPA since the 2015 spring semester.
- Additionally, 23 Nittany Lions earned Academic All-Big Ten recognition last fall.

DEGREES ON THE WALL

- Eight Penn State student-athletes have earned their undergraduate degrees already and are now working on graduate degrees.
- They are: G/C **Derek Dowrey** (journalism/telecommunications), G/C **Brian Gaia** (business management/labor and employment relations), S **Malik Golden** (telecommunications/journalism), WR **Cody Hodgens** (exercise science), C **Wendy Laurent** (economics/labor and employment relations), DE **Evan Schwan** (economics), LB **Nyeem Wartman-White** (telecommunications/journalism) and (SN) **Tyler Yazujian** (security and risk analysis).
- Yazujian was named to the CoSIDA Academic All-America second team last season.
- Penn State ranks in a tie for the 13th highest total of graduate students in the country.

Team	Grads
Virginia	15
Pittsburgh	13
Georgia Southern	11
Illinois	11
Northwestern	11
Temple	11
West Virginia	11
Iowa State	10
Middle Tennessee	10
Alabama	9
Kansas	9
Michigan State	9
Penn State	8
Baylor	8
Cincinnati	8
Minnesota	8
Syracuse	8
Arkansas	7
Arizona State	7
East Carolina	7
New Mexico	7

SEASON NOTES

TEAM CAPTAINS

Seniors **Brandon Bell**, **Brian Gaia** and **Von Walker** were voted team captains for the season by their teammates. Walker is a team captain for the second consecutive year, becoming the eighth two-time captain in program history.

- Bell started 11 games last season and finished third on the team with 12.5 tackles for loss and 5.5 sacks. He also ranked sixth in the Big Ten and 32nd nationally in forced fumbles (3; 0.25 fipg). Bell opened the season on a strong note with seven tackles and a team-high 2.5 TFL against Temple. He had nine tackles in the win over Rutgers and turned in a stellar performance with his second career interception and first career fumble recovery to go along with five tackles and a sack against Michigan. Bell ended the year with a game-high 11 tackles in the TaxSlayer Bowl against Georgia.
- Gaia was the only offensive lineman to start every game last season. For his final season in the Blue & White, he is moving into the center position. Gaia has blocked for Penn State's record-setting quarterback Christian Hackenberg, as well as Penn State freshman rushing record holder Saquon Barkley. Hackenberg became the first player in program history to throw for 8,000 yards, while Barkley became just the second Penn State freshman rusher to break the 1,000-yard mark. Gaia has started 25 games in the last two seasons since moving from the defensive side of the ball after his redshirt freshman season. Gaia is a three-time Academic All-Big Ten selection.
- Walker earned a scholarship in April 2015 after two seasons as a walk-on, including a move from running back to linebacker during 2014 spring practice. Walker appeared in 13 games last season and made two starts. He tied for fifth on the team with seven special teams tackles, including a team-best six on punt coverage. Overall, Walker made 10 stops (six solo) with a forced fumble and a blocked kick. He has also excelled in the classroom, earning Academic All-Big Ten honors last year.

Penn State Two-Time Captains

George Linsz (1887, 1888)
 Bob Higgins (1917, 1919)
 Bas Gray (1924, 1925)
 Mike Reid (1968, 1969)
 Steve Smear (1968, 1969)
 Paul Posluszny (2005, 2006)
 Christian Hackenberg (2014, 2015)
Von Walker (2015, 2016)

EIGHT BOWL TEAMS HIGHLIGHT SCHEDULE

- The Nittany Lions will face eight teams that participated in a bowl game during the 2015 campaign.
- Michigan bested Florida, 41-7, in the Buffalo Wild Wings Citrus Bowl; Minnesota defeated Central Michigan, 21-14, in the Quick Lane Bowl; and Ohio State topped Notre Dame, 44-28, in the Fiesta Bowl.
- Michigan State earned the No. 3 seed in the College Football Playoff and lost to Alabama, 38-0, in the Cotton Bowl.
- Pitt fell to Navy, 44-28, in the Military Bowl; Temple dropped a 32-17 decision to Toledo in the Marmot Boca Raton Bowl; Iowa lost to Stanford, 45-16, in the Rose Bowl; and Indiana suffered an overtime loss to Duke, 44-41, in the New Era Pinstripe Bowl.
- The Lions' slate features five teams that won at least 10 games in 2015, including three teams with 12 wins.

NINE GAME BIG TEN SLATE RETURNS

- The 2016 season marks the return of a nine-game Big Ten Conference schedule.
- Penn State and the other members of the East Division will host five conference home games in 2016 and even-numbered years, while teams from the West Division will host five conference home games during odd-numbered years.
- As a result of the nine-game conference schedule and the Big Ten's schedule rotation, every student-athlete will have the opportunity to play against every other team in the conference at least once during a four-year period.
- The Big Ten is returning to a nine-game conference schedule for all teams for the first time since the 1983 and 1984 seasons.

TRIO NAMED TO PLAYER OF THE YEAR WATCH LISTS

- Sophomore running back **Saquon Barkley** and junior wide receiver **Chris Godwin** are among the candidates for the Maxwell Award for the National Player of the Year, while junior linebacker **Jason Cabinda** is a nominee for the Bednarik Award for the National Defensive Player of the Year.
- Penn State is tied for the national lead among all colleges and universities with its seven Maxwell Award winners. The Nittany Lions' four Bednarik Award recipients are the most of any school in the nation.
- The Maxwell Award, named in honor of Robert W. "Tiny" Maxwell, has been given to America's College Player of the Year since 1937. Maxwell's contributions to the game of football were extensive, including time as a player, a sportswriter and an official.
- The Bednarik Award has been presented to the College Defensive Player of the Year since 1995. Chuck Bednarik, former standout at Penn and with the Philadelphia Eagles, is a member of both the College Football Hall of Fame's Class of '69 and the NFL Hall of Fame's Class of '67.
See Honors & Awards on Page 10.

GODWIN ON BILETNIKOFF WATCH LIST

- Junior wide out **Chris Godwin** was named to the Biletnikoff Award preseason watch list by The Tallahassee Quarterback Club (TQC) Foundation, Inc.
- The Biletnikoff Award annually recognizes the outstanding receiver in college football. Any player, regardless of position (wide receiver, tight end, slot back, and running back) who catches a pass is eligible for the award. As such, the Biletnikoff Award recognizes the outstanding receiver, not merely outstanding wide receiver.
- Bobby Ingram was the inaugural award winner in 1994 and is the only Penn Stater to claim the honor.
See Honors & Awards on Page 10.

ALL-BIG TEN RETURNERS

- Offensively, running back **Saquon Barkley** was selected to the All-Big Ten second team by the coaches and media in 2015, while wide receiver **Chris Godwin** was a second team pick by the media and third team selection by the coaches. Wide out **DaeSean Hamilton** also garnered All-Big Ten honorable mention accolades from the media.
- Defensively, safety **Marcus Allen**, linebacker **Jason Cabinda** and cornerback **Grant Haley** return after garnering honorable mention accolades.

FORTY LETTERWINNERS RETURN

- Penn State returns 40 lettermen from last year's TaxSlayer Bowl squad – 19 on defense, 16 on offense, and five on special teams.
- Of the 40, 31 have starting experience – 12 on defense, 14 on offense and five on special teams.
- The Nittany Lions lost the services of 19 lettermen – nine on defense and 10 on offense.

PENN STATE IN 24TH BIG TEN SEASON

After 106 years as an independent in football, Penn State began play in the Big Ten Conference in 1993 and is playing its 24th season in the conference. The Nittany Lions were Big Ten Champions in 1994, beating Oregon to win the 1995 Rose Bowl, and played USC in the 2009 Rose Bowl.

SIXTEEN STARTERS RETURNING

- The Nittany Lions return 16 starters – eight on offense, five on defense and three on special teams.
- Fifteen additional Penn Staters have starting experience – six on offense, seven on defense and two on special teams.
- Among the returning starters are Freshman All-American running back **Saquon Barkley**, All-Big Ten second team selection **Chris Godwin** and All-Big Ten honorable mention choices **Marcus Allen**, **Jason Cabinda**, **Grant Haley** and **DaeSean Hamilton**.



COMING OFF A BYE

- Penn State has a 16-14 record after a bye week since starting Big Ten competition in 1993.
- The Nittany Lions' win over No. 2 Ohio State ended an 0-5 skid following bye weeks and was their first win since 2012.
- Last season, the Nov. 14 bye was the latest first-bye date for the Lions since 1958. They played Michigan following the off week and suffered a 28-16 setback.
- The Nittany Lions had two bye weeks in 2013 and 2014.
- Penn State fell at Michigan (18-13) following its first bye week of 2014, and fell, at home to No. 13 Ohio State, 31-24 in double overtime following its second.
- The Lions fell at Indiana (44-24) on Oct. 5 and at No. 4 Ohio State (63-14) on Oct. 26 during the 2013 season.
- Penn State won at Iowa in 2012 following their only bye week during that season.

OUT FOR THE SEASON

- Three Nittany Lions have suffered season ending injuries this season. Two were veteran starters.
- Senior LB **Nyeem Wartman-White** was injured during the Temple game. He missed nearly the entire 2015 season with an injury suffered in the opener against the Owls.
- Redshirt freshman **Jan Johnson** was injured at Michigan in his first collegiate football action.
- Junior T **Andrew Nelson** suffered a season-ending injury against Maryland. Nelson had started eight consecutive games.

LEFTOVERS FROM PITT

- The 69,983 in attendance marked the largest crowd ever at a city of Pittsburgh sporting event.

PENN STATE NUMBER CHANGES

Several Nittany Lions are wearing new numbers in 2016, including **Gordon Bentley** (81), **Irvin Charles** (11), **Desi Davis** (38), **Jan Johnson** (36), **Jarvis Miller** (9), **Ryan Monk** (91), **Nick Scott** (4), **Zach Simpson** (64) and **Tommy Stevens** (2).

NITTANY LION POSITION CHANGES

The Penn State players who are playing new positions in 2016 are: **Curtis Cothran** (DE to DT), **Koa Farmer** (S to LB), **Kevin Givens** (DE to DT), **Nick Scott** (RB to S) and **Johnathan Thomas** (RB to LB).

HOME SUCCESS

With six victories in seven home games last season, the Nittany Lions enjoyed their best home season since 2008 when they went 7-0. The Lions started 6-0 at home for the fourth time since 2000 (2005, 2007, 2008, 2015).

SUCCESS ON HOMECOMING

- After defeating Maryland, the Nittany Lions now own a 69-22-5 record in front of the alumni crowd since their 14-7 victory over Dartmouth in the first homecoming game on Oct. 9, 1920.
- Penn State has won five of its last six homecoming tilts, defeating Maryland (2016), Indiana (2015), Michigan (2013), Northwestern (2012) and Purdue (2011).
- The Nittany Lions have claimed 10 of their last 12 contests in front of the alumni crowd.

ANOTHER SELLOUT FOR PENN STATE'S UNRIVALED STUDENT SECTION

- The Penn State Student Section presented by The Apartment Store sold out more than 21,200 tickets, highlighted by the junior and sophomore classes that sold out in less than an hour.
- Student tickets have consistently sold out for four decades, showing the passion and dedication of Penn State students year-in and year-out.
- More than 21,200 student football season tickets were to become part of what ESPN The Magazine called "The Nation's No. 1 Student Section."

1,000 BY GROUND & IN THE AIR

- Wide receiver **Chris Godwin** and running back **Saquon Barkley** combined to accomplish a feat that only two other duos have in program history as they each surpassed the 1,000-yard marks in their respective positions last season.
- The pair is the third Nittany Lion tandem to have 1,000 yards receiving and 1,000 yards rushing in Penn State history, joining Allen Robinson and Zach Zwinak (2012) and Bobby Engram and Ki-Jana Carter (1994).
- Godwin had 69 catches for 1,101 yards, while Barkley rushed 182 times for 1,076 yards.
- Only two teams in the Big Ten (Penn State and Indiana) and 20 squads nationally touted a 1,000-yard receiver and a 1,000-yard rusher in 2015.
- Only seven schools are returning their 1,000-yard rusher and receiver, and Penn State, Virginia Tech and Indiana are the only schools to do it with both underclassmen:

Team	WR	RB
Penn State	Chris Godwin (So.) 1,101 rec.	Saquon Barkley (Fr.) 1,076 rush
Boise State	Thomas Sperbeck 1,412 rec.	Jeremy McNichols 1,337 rush
Indiana	Simmie Cobbs Jr. (So.) 1,035 rec.	Devine Redding (So.) 1,012 rush
N. Illinois	Kenny Golladay 1,129 rec.	Joel Bouagnon 1,285 rush
Virginia Tech	Isaiah Ford (So.) 1,164 rec.	Travon McMillen (Fr.) 1,042 rush
W. Kentucky	Taywan Taylor 1,467 rec.	Anthony Wales 1,091 rush
W. Michigan	Corey Davis 1,436 rec.	Jamauri Bogan 1,051 rush
	Daniel Braveman 1,377 rec.	

NITTANY LIONS GREATS ON HALL BALLOT

- First-team All-Americans Kerry Collins, D.J. Dozier and Steve Wisniewski have been selected for the national ballot for the National Football Foundation's College Hall of Fame Class of 2017. They have an opportunity to join 18 former Nittany Lion players and five Penn State coaches who have been inducted into the Hall.
- Also on the Hall ballot is former Nittany Lion student-athlete Glenn Killingier, who is among the candidates for the divisional coach Class of 2017. Killingier was inducted into the Hall of Fame as a player in 1966.
- Linebacker Shane Conlan was inducted into the Hall in 2014 and running back Curt Warner was enshrined in the Hall of Fame in 2010. Late head coach Joe Paterno was inducted in 2007. They are Penn State's most recent Hall of Fame inductees. Former Nittany Lion Bill Bowes will be enshrined on Dec. 6, 2016 as a coach for his career at New Hampshire.
- The 2017 College Football Hall of Fame Class will be announced on January 6, 2017 in Tampa, Florida in conjunction with the College Football Playoff. A total of 75 players and six coaches from the Football Bowl Subdivision are on the 2017 ballot.
- Collins helped Penn State earn a 40-9 record from 1991-94 and was instrumental in the Nittany Lions earning a 22-2 overall mark (14-2 conference) during their first two years in the Big Ten. The recipient of the 1994 Maxwell Award as the National Player of the Year, he helped Penn State win three New Year's Day bowl games: the 1992 Fiesta, 1994 Citrus and 1995 Rose Bowls.
- A tailback, Dozier earned first-team All-America honors from the Walter Camp Football Foundation in 1986. Dozier is the only Nittany Lion to lead the team in rushing four consecutive seasons, doing so from 1983-86. He ranks fifth on the school career rushing yardage list with 3,227 yards, scoring 25 touchdowns and averaging 5.2 yards per attempt. Dozier gained 1,002 yards as a freshman and tallied 811 yards and scored 10 touchdowns as a senior and one of the instrumental players on the Nittany Lions' 12-0 squad.
- Wisniewski was a three-year starter at guard who would go on to become an All-Pro lineman in the NFL. He was one of two sophomores to start on the 1986 National Championship team and he opened holes for two first-team All-America running backs, Blair Thomas (1987) and Dozier (1986). He is one of just four Penn State offensive linemen to earn a pair of first-team All-America honors. A 1988 team captain, Wisniewski is one of just two offensive linemen to earn Penn State's team MVP honor since its creation in 1978.

COACHING STAFF NOTES

NEW FACES & PLACES ON THE SIDELINE

- Head Coach **James Franklin** added offensive coordinator and quarterbacks coach **Joe Moorhead**, offensive line coach **Matt Limegrover** and co-defensive coordinator and safeties coach **Tim Banks** to the coaching staff in the off-season.
- Franklin also made adjustments within the coaching staff. **Brent Pry** moves to associate head coach, defensive coordinator and linebackers coach; cornerbacks coach **Terry Smith** serves as the assistant head coach; **Sean Spencer** remains the defensive line coach and adds the title of run game coordinator; and **Ricky Rahne** takes over as the tight ends coach.
- Moorhead brings 18 years of collegiate coaching experience to Penn State, including the last four as Fordham's head coach.
- Limegrover comes to Happy Valley with 25 years of collegiate coaching experience, including the last five seasons at Minnesota as the offensive coordinator and offensive line coach.
- Banks joins the Nittany Lions after spending the last four seasons at Illinois as the co-defensive coordinator and secondary coach.

FRANKLIN TABBED FOR ALMA MATER'S HALL OF FAME

- Penn State head coach **James Franklin** has been selected to the East Stroudsburg Athletic Hall of Fame as a member of the 2016 class. Franklin was a standout quarterback for the Warriors.
- Franklin and the other members of the class were honored on October 15, 2016 as part of ESU's Homecoming Weekend activities.
- Franklin was a four-year letterman at quarterback and a two-time All-PSAC selection at East Stroudsburg. He set seven school records as a senior to earn team MVP honors and was a Harlon Hill Trophy nominee as the NCAA Division II Player of the Year.
- Among the season records Franklin set were for total offense (3,128 yards), passing yards (2,586) and touchdown passes (19). He graduated having broken or tied 23 school records.

MOORHEAD TABBED FOR ALMA MATER'S HALL OF FAME

- Penn State offensive coordinator and quarterbacks coach **Joe Moorhead** has been selected to the Fordham Athletic Hall of Fame as a member of the 2017 class. Moorhead was a standout quarterback for the Rams and then returned to serve as head coach for four seasons. Moorhead and the other members of the class will be honored on April 22, 2017 at 583 Park, during the Inaugural Fordham Athletics Gala.
- Moorhead was a three-year starting quarterback and team captain as a senior for the Rams. He was a second-team All-Patriot League selection in 1995 after finishing 13th in the FCS in total offense. Moorhead graduated with school season and career records for completions and passing yards.
- Moorhead returned to Fordham as a head coach where he led the Rams to a 38-13 record in four seasons.

PENNSYLVANIA TIES

- The Penn State coaching staff is deeply rooted in Pennsylvania, with half of the 10-man coaching staff originally hailing from the Keystone state.

Central PA

- Defensive Coordinator **Brent Pry** - Altoona

Eastern PA

- Head Coach **James Franklin** - Langhorne

Western PA

- Offensive Line **Matt Limegrover** - Pittsburgh
- Offensive Coordinator **Joe Moorhead** - Pittsburgh
- Cornerbacks **Terry M. Smith** - Aliquippa



OFFENSIVE STARTERS

OPPONENT	LT	LG	C	RG	RT	TE	QB	RB	WR (X)	WR (H)	WR (Z)
KENT STATE	Mahon	Bates	Gaia	Dowrey	Nelson	Gesicki	McSorley	Barkley	Godwin	Hamilton	Blacknall
at Pittsburgh	Mahon	Bates	Gaia	Dowrey	Nelson	Gesicki	McSorley	Barkley	Godwin	Hamilton	Thompkins
TEMPLE	Mahon	Bates	Gaia	Dowrey	Nelson	Gesicki	McSorley	Barkley	Godwin	Hamilton	Thompkins
at Michigan	Mahon	Bates	Gaia	Dowrey	Nelson	Gesicki	McSorley	Barkley	Godwin	Hamilton	Thompkins
MINNESOTA	Mahon	Bates	Gaia	McGovern	Nelson	Gesicki	McSorley	Barkley	Godwin	Hamilton	Thompkins
MARYLAND	Mahon	Bates	Gaia	McGovern	Nelson	Gesicki	McSorley	Barkley	Godwin	Hamilton	Thompkins
OHIO STATE	Palmer	Bates	Gaia	McGovern	Mahon	Gesicki	McSorley	Barkley	Godwin	Hamilton	Thompkins
at Purdue	Palmer	Bates	Gaia	McGovern	Mahon	Gesicki	McSorley	Barkley	Johnson	Godwin	Blacknall
IOWA											
at Indiana											
at Rutgers											
MICHIGAN STATE											

DEFENSIVE STARTERS

OPPONENT	DE	DT	DT	DE	SLB	MLB	WLB	CB	FS	SS	CB
KENT STATE	Schwan	Givens	Cothren	Sickels	Bell	Cabinda	Wartman-White	Reid	Allen	Golden	Haley
at Pittsburgh	Schwan	Givens	Cothren	Sickels	Bell	Wartman-White	Bowen	Reid	Allen	Golden	Haley
TEMPLE	T. Brown	Givens	Cothren	Sickels	Cooper	Wartman-White	Bowen	Reid	Allen	Golden	Campbell
at Michigan	T. Brown	Givens	Cothren	Sickels	Cooper	B. Smith	Bowen	Reid	Allen	Golden	Campbell
MINNESOTA	Schwan	Givens	Cothren	Sickels	C. Brown	B. Smith	Bowen	Reid	Allen	Apke	Campbell
MARYLAND	Schwan	Givens	Cothren	Sickels	C. Brown	Bowen	Farmer	Reid	Allen	Golden	Haley
OHIO STATE	Schwan	Cothran	Cothren	T. Brown	Bell	Cabinda	Bowen	Reid	Allen	Golden	Haley
at Purdue	Schwan	Cothran	Windsor	T. Brown	Bell	Cabinda	Bowen	Reid	Allen	Golden	Haley
IOWA											
at Indiana											
at Rutgers											
MICHIGAN STATE											

CAREER STARTS

Player	'13	'14	'15	'16	Total
Gaia (G)	-	12	13	8	33
Hamilton (WR)	-	13	12	7	32
Mahon (G/T)	-	9	11	8	28
Nelson (T/G)	-	13	8	6	27
Marcus Allen (S)	-	7	12	8	27
Bell (LB)	1	10	11	4	26
Wartman-White (LB)	8	12	1	3	24
Godwin (WR)	-	3	11	8	22
Sickels (DE)	-	-	12	6	18
Cabinda (LB)	-	1	13	3	17
Gesicki (TE/H)	-	1	8	8	17
Haley (CB)	-	-	11	5	16
Barkley (RB)	-	-	6	8	14
Palmer (T)	-	-	11	2	13
Golden (S)	-	-	4	7	11
Dowrey (G)	-	1	5	4	10
Reid (CB)	-	-	2	8	10
Laurent (C)	-	3	5	0	8
Bates (G)	-	-	-	8	8
McSorley (QB)	-	-	-	8	8
Cothren (DT)	-	-	-	7	7

Player	'13	'14	'15	'16	Total
Bowen (LB)	-	-	-	7	7
Givens (DT)	-	-	-	6	6
Thompkins (WR)	-	-	-	6	6
Blacknall (WR)	-	1	3	2	6
Schwan (DE)	-	-	-	6	6
Campbell (CB)	-	1	-	3	4
T. Brown (DE)	-	-	-	4	4
McGovern (G)	-	-	-	4	4
Walker (LB)	-	1	2	0	3
Polk (WR)	-	-	3	0	3
Cooper (LB)	-	-	1	2	3
Apke (S)	-	-	1	1	2
Smith (LB)	-	-	-	2	2
C. Brown (LB)	-	-	-	2	2
Cothran (DT)	-	-	-	2	2
Mark Allen (RB)	-	-	1	0	1
Scott (S)	-	-	1	0	1
Farmer (LB)	-	-	-	1	1
Johnson (WR)	-	-	-	1	1
Windsor (DT)	-	-	-	1	1



DEPTH CHART

OFFENSE

Wide Receiver (X)

12 Chris Godwin (6-1, 205, Jr./Jr.)
 84 Juwan Johnson (6-4, 213, So./Fr.)
 81 Gordon Bentley (6-0, 198, Sr./Jr.)

Tight End/H-Back

88 Mike Gesicki (6-6, 252, Jr./Jr.)
 89 Tom Pancoast (6-3, 235, Sr./Jr.)
 18 Jonathan Holland (6-4, 245, So./Fr.)

Left Tackle

73 Paris Palmer (6-7, 300, Sr./Sr.)
 71 Will Fries (6-6, 295, Fr./Fr.)
 70 Brendan Mahon (6-4, 320, Sr./Jr.)

Left Guard

52 Ryan Bates (6-4, 305, So./Fr.)
 57 Steven Gonzalez (6-4, 334, So./Fr.)
 62 Michal Menet (6-4, 296, Fr./Fr.)

Center

72 Brian Gaia (6-3, 295, Gr./Sr.)
 55 Wendy Laurent (6-2, 297, Gr./Sr.)
 64 Zach Simpson (6-3, 292, So./Fr.)

Right Guard

66 Connor McGovern (6-5, 310, Fr./Fr.)
 53 Derek Dowrey (6-3, 323, Gr./Sr.)
 55 Wendy Laurent (6-2, 297, Gr./Sr.)

Right Tackle

70 Brendan Mahon (6-4, 320, Sr./Jr.)
 77 Chasz Wright (6-7, 343, Jr./So.)
 71 Will Fries (6-6, 295, Fr./Fr.)

Wide Receiver (H)

5 DaeSean Hamilton (6-1, 205, Sr./Jr.)
 13 Saeed Blacknall (6-3, 212, Jr./Jr.)
 19 Gregg Garrity (5-10, 170, Sr./Sr.)

Wide Receiver (Z)

3 DeAndre Thompkins (5-11, 190, Jr./So.)
 11 Irvin Charles (6-4, 219, So./Fr.)

Quarterback

9 Trace McSorley (6-0, 205, Jr./So.)
 2 Tommy Stevens (6-4, 218, So./Fr.)
 7 Jake Zembiec (6-3, 205, Fr./Fr.)

Running Back

26 Saquon Barkley (5-11, 223, So./So.)
 6 Andre Robinson (5-9, 216, So./Fr.)
 8 Mark Allen (5-6, 181, Jr./So.)
 24 Miles Sanders (5-11, 205, Fr./Fr.)

DEFENSE

Defensive End

94 Evan Schwan (6-6, 263, Gr./Sr.)
 48 Shareef Miller (6-5, 255, So./Fr.)
 46 Colin Castagna (6-4, 253, So./So.)

Defensive Tackle

52 Curtis Cothran (6-5, 285, Sr./Jr.)
 30 Kevin Givens (6-1, 275, So./Fr.)
 93 Antoine White (6-2, 290, Jr./So.)

Defensive Tackle

41 Parker Cothren (6-4, 295, Sr./Jr.)
 54 Robert Windsor (6-4, 305, So./Fr.)
 56 Tyrell Chavis (6-3, 298, Jr./Jr.)

Defensive End

19 Torrence Brown (6-3, 257, Jr./So.)
 90 Garrett Sickels (6-4, 260, Sr./Jr.)
 97 Ryan Buchholz (6-6, 270, So./Fr.)

Will Linebacker

11 Brandon Bell (6-1, 233, Sr./Sr.)
 31 Cam Brown (6-5, 215, Fr./Fr.)
 20 Johnathan Thomas (5-11, 220, Jr./So.)

Middle Linebacker

40 Jason Cabinda (6-1, 232, Jr./Jr.)
 47 Brandon Smith (6-0, 228, Jr./Jr.)
 33 Jake Cooper (6-1, 230, So./So.)

Sam Linebacker

43 Manny Bowen (6-1, 220, So./So.)
 7 Koa Farmer (6-1, 222, Jr./So.)
 25 Von Walker (5-11, 213, Sr./Fr.)

Boundary Cornerback

29 John Reid (5-10, 191, So./So.)
 1 Christian Campbell (6-1, 194, Jr./Jr.)
 17 Garrett Taylor (6-0, 193, So./Fr.)

Free Safety

2 Marcus Allen (6-2, 202, Jr./Jr.)
 28 Troy Apke (6-1, 206, Jr./Jr.)
 9 Jarvis Miller (6-2, 205, So./Fr.)

Strong Safety

6 Malik Golden (6-0, 205, Gr./Sr.)
 4 Nick Scott (5-11, 200, Jr./So.)
 23 Ayron Monroe (5-11, 204, So./Fr.)

Field Cornerback

15 Grant Haley (5-9, 185, Jr./Jr.)
 12 Jordan Smith (5-10, 185, Sr./Sr.)
 37 Kyle Alston (5-9, 180, Sr./Jr.)

SPECIAL TEAMS

Punter

93 Blake Gillikin (6-2, 182, Fr./Fr.)
 92 Daniel Pasquariello (6-1, 197, Jr./Jr.)
 37 Chris Gulla (6-1, 196, Sr./Jr.)

Kicker

95 Tyler Davis (5-11, 180, Sr./Jr.)
 99 Joey Julius (5-10, 258, Jr./So.)
 90 Alex Barbir (5-9, 195, Fr./Fr.)

Kick Offs

99 Joey Julius (5-10, 258, Jr./So.)
 95 Tyler Davis (5-11, 180, Sr./Jr.)
 90 Alex Barbir (5-9, 195, Fr./Fr.)

Holder

37 Chris Gulla (6-1, 196, Sr./Jr.)
 16 Billy Fessler (5-11, 188, Jr./So.)
 93 Blake Gillikin (6-2, 182, Fr./Fr.)

Long Snapper

44 Tyler Yazujian (5-11, 235, 5th/Sr.)
 41 Zach Ladonis (6-2, 236, Sr./Jr.)
 96 Kyle Vasey (6-2, 242, Jr./So.)

Kickoff Returners

24 Miles Sanders (5-11, 205, Fr./Fr.)
 4 Nick Scott (5-11, 200, Jr./So.)
 26 Saquon Barkley (5-11, 223, So./So.)

Punt Returners

29 John Reid (5-10, 191, So./So.)
 3 DeAndre Thompkins (5-11, 190, Jr./So.)
 19 Gregg Garrity (5-10, 170, Sr./Sr.)
 8 Mark Allen (5-6, 181, Jr./So.)

PRONUNCIATIONS

Troy Apke Troy App-KEY
 Alex Barbir bar-BEER
 Saquon Barkley SAY-kwon Barkley
 Noah Beh Noah BAY
 Saeed Blacknall SIGH-eed Black-NALL
 Ryan Buchholz Ryan BUCK-holez
 Colin Castagna Colin kuh-stan-yah
 Curtis Cothran Curtis CAW-thren
 Parker Cothren Parker CAW-thren
 Dae'Lun Darien DAY-lawn Darien
 Tom Devenney Tom De-VENN-ee
 Koa Farmer CO-uh Farmer
 Brian Gaia Brian GUY-ah
 Mike Gesicki Mike Guh-sick-E
 Malik Golden Mah-LEEK Golden
 Chris Gulla Chris GOO-la
 DaeSean Hamilton DAY-shawn Hamilton
 Zach Ladonis Zach Lah-DONN-iss
 Wendy Laurent Wendy Lah-RENT
 Brendan Mahon Brendan MANN
 Michal Menet Michael men-NET
 Ayron Monroe AIR-en Monroe
 Amani Oruwariye UH-monn-E O-rue-waar-ee-A
 Daniel Pasquariello Daniel pass-KAH-rello
 Chance Sorrell Chance Sore-ull
 Tyler Yazujian Tyler YAZZ-ee-in
 Jake Zembiec Jake ZEM-beck

ASSISTANT COACHES



Brent Pry
 Assoc. Head Coach/
 Def. Coord./LBs
 Field



Joe Moorhead
 Off. Coord./
 Quarterbacks
 Field



Charles Huff
 Special Teams Coord./
 Running Backs
 Field



Tim Banks
 Co-Def. Coord./
 Safeties
 Booth



Josh Gattis
 Asst. Special Teams
 Coord./Wide Receivers
 Field



Matt Limegrover
 Offensive Line
 Field



Ricky Rahne
 Pass Game Coord./
 Tight Ends
 Booth



Terry M. Smith
 Asst. Head Coach/
 Cornerbacks
 Field



Sean Spencer
 Run Game Coord./
 Defensive Line
 Field

NUMERICAL ROSTER

NO.	NAME	POS.	CL./EL.	HT.	WT.	HIGH SCHOOL/COACH	HOMETOWN
1	Campbell, Christian **	CB	Jr./Jr.	6-1	194	Central/Woodrow Lowe	Phenix City, Ala.
2	Allen, Marcus **	S	Jr./Jr.	6-2	202	Dr. Henry A. Wise, Jr./Dalawn Parrish	Upper Marlboro, Md.
2	Stevens, Tommy	QB	So./Fr.	6-4	218	Decatur Central/Justin Dixon	Indianapolis, Ind.
3	Thompkins, DeAndre *	WR	Jr./So.	5-11	190	Swansboro/Tim Laspada	Hubert, N.C.
4	Scott, Nick *	S	Jr./So.	5-11	200	Fairfax/Kevin Simonds	Fairfax, Va.
5	Hamilton, DaeSean **	WR	Sr./Jr.	6-1	205	Mountain View/Lou Sorrentino	Fredericksburg, Va.
5	Wartman-White, Nyeem **	LB	Gr./Sr.	6-1	240	Valley View/George Howanitz	Philadelphia, Pa.
6	Golden, Malik ***	S	Gr./Sr.	6-0	205	Cheshire Academy/Dan O'dea	Hartford, Conn.
6	Robinson, Andre	RB	So./Fr.	5-9	216	Bishop McDevitt/Jeff Weachter	Mechanicsburg, Pa.
7	Farmer, Koa *	LB	Jr./So.	6-1	222	Notre Dame/Kevin Rooney	Lake View Terrace, Calif.
7	Zembiec, Jake	QB	Fr./Fr.	6-3	205	Aquinas Institute/Chris Battaglia	Rochester, N.Y.
8	Allen, Mark *	RB	Jr./So.	5-6	181	DeMatha/Elijah Brooks	Hyattsville, Md.
9	McSorley, Trace	QB	Jr./So.	6-0	205	Briar Woods/Charlie Pierce	Ashburn, Va.
9	Miller, Jarvis	LB	So./Fr.	6-2	205	Windsor Locks/Suffield/East Granby/Jason Qua	Suffield, Conn.
10	Polk, Brandon *	WR	So./So.	5-9	175	Briar Woods/Charlie Pierce	Ashburn, Va.
11	Bell, Brandon ***	LB	Sr./Sr.	6-1	233	Oakcrest/Chuck Smith	Mays Landing, N.J.
11	Charles, Irvin	WR	So./Fr.	6-4	219	Paul VI/John Doherty	Sicklerville, N.J.
12	Godwin, Chris **	WR	Jr./Jr.	6-1	205	Middletown/Mark DelPercio	Middletown, Del.
12	Smith, Jordan *	CB	Sr./Sr.	5-10	185	H.D. Woodson/Greg Fuller	Washington, D.C.
13	Blacknall, Saeed **	WR	Jr./Jr.	6-3	212	Manalapan/Ed Gurrieri	Manalapan, N.J.
14	McPhearson, Zech	CB	Fr./Fr.	5-11	180	Riverdale Baptist School/Caesar Nettles	Columbia, Md.
15	Haley, Grant **	CB	Jr./Jr.	5-9	185	The Lovett School/Mike Muschamp	Atlanta, Ga.
15	Shuster, Michael	QB	Fr./Fr.	6-2	200	Camp Hill/Frank Gay	Camp Hill, Pa.
16	Fessler, Billy	QB	Jr./So.	5-11	188	Erie Cathedral Prep/Mike Mischler	Erie, Pa.
16	Petrishen, John	S	So./Fr.	6-0	209	Pittsburgh Central Catholic/Terry Totten	Lower Burrell, Pa.
17	Taylor, Garrett	CB	So./Fr.	6-0	193	Saint Christopher's/Lance Clolland	Richmond, Va.
18	Holland, Jonathan	TE/H	So./Fr.	6-4	245	The Bullis School/Patrick Cilento	Brandywine, Md.
19	Brown, Torrence *	DE	Jr./So.	6-3	257	Tuscaloosa Academy/Robert Johnson	Tuscaloosa, Ala.
19	Garrity, Gregg	WR	Sr./Sr.	5-10	170	North Allegheny/Art Walker	Pittsburgh, Pa.
20	Thomas, Johnathan	LB	Jr./So.	5-11	220	St. John's Prep/Jim O'Leary	Peabody, Mass.
21	Oruwariye, Amani *	CB	Jr./So.	6-1	201	Gaither/Jason Stokes	Tampa, Fla.
23	Monroe, Ayron	S	So./Fr.	5-11	204	Saint Johns College H.S./Joe Patterson	Largo, Md.
24	Sanders, Miles	RB	Fr./Fr.	5-11	205	Woodland Hills/George Novak	Pittsburgh, Pa.
25	Walker, Von ***	LB	Sr./Sr.	5-11	213	Central Mountain/Vinny Kishbaugh	Mill Hall, Pa.
26	Barkley, Saquon *	RB	So./So.	5-11	223	Whitehall/Brian Gilbert	Coplay, Pa.
27	Johnson, T.J.	CB	Fr./Fr.	6-2	180	Euclid/Jeff Rotsky	Cleveland, Ohio
28	Apke, Troy **	S	Jr./Jr.	6-1	206	Mount Lebanon/Mike Melnyk	Mt. Lebanon, Pa.
29	Reid, John *	CB	So./So.	5-10	191	St. Joseph's Prep/Gabe Infante	Mount Laurel, N.J.
30	Givens, Kevin	DT	So./Fr.	6-1	275	Altoona Area/John Franco	Altoona, Pa.
31	Brown, Cam	LB	Fr./Fr.	6-5	215	Bullis School/Patrick Cilento	Burtonsville, Md.
31	Welde, Christopher	WR	So./So.	5-7	156	Council Rock North/Matt McHugh	Newtown, Pa.
32	Paye, Irvine	RB	Sr./Jr.	5-6	168	West Orange/John Jacob	Orange, N.J.
32	Vallone, Mitchell	S	Jr./Jr.	5-9	192	Elk County Catholic/Travis Skrzypek	Johnsonburg, Pa.
33	Cooper, Jake *	LB	So./So.	6-1	230	Archbishop Wood/Steve Devlin	Doylestown, Pa.
34	Simmons, Shane	DE	Fr./Fr.	6-3	240	DeMatha/Elijah Brooks	Laurel, Md.
36	Johnson, Jan	LB	So./Fr.	6-2	216	Governor Mifflin/Dominic Vecchio	Mohnton, Pa.
36	Shorts, Troy	CB	So./Fr.	5-10	192	Woodbury/AI Mailahn	Sicklerville, N.J.
37	Alston, Kyle	CB	Sr./Jr.	5-9	180	Robbinsville/Jason Gray	Robbinsville, N.J.
37	Gulla, Chris **	K/P	Sr./Jr.	6-1	196	Toms River North/Chip LaBarca	Toms River, N.J.
38	Davis, Desi	CB	Jr./So.	5-11	178	Harrington/Matthew Bahr	Ardmore, Pa.
39	Di Leo, Frank	LB	So./Fr.	5-9	210	Saint Ignatius College Prep/John O'Connor	Elmhurst, Ill.
39	McPhearson, Josh	WR	Sr./Jr.	5-10	197	Annapolis Area Christian/Ken Lucas	Columbia, Md.
40	Cabinda, Jason **	LB	Jr./Jr.	6-1	232	Hunterdon Central/Matthew Perotti	Flemington, N.J.
40	Eury, Nick	RB	Fr./Fr.	5-9	213	Lake-Lehman/Jerry Gilsky	Shavertown, Pa.
41	Cothren, Parker **	DT	Sr./Jr.	6-4	295	Hazel Green/Matthew Putnam	Huntsville, Ala.
41	Ladonis, Zach *	SN	Jr./Jr.	6-2	236	Berwick Area/George Curry	Nescopeck, Pa.
42	Jordan, Ellison	DT	Fr./Fr.	6-0	285	Gilman School/Biff Poggi	Upper Marlboro, Md.
43	Bowen, Manny *	LB	So./So.	6-1	220	Barnegat/Rob Davis	Barnegat, N.J.
44	Toney, Shaka	DE	Fr./Fr.	6-3	195	Imhotep Charter/Albie Crosby	Philadelphia, Pa.
44	Yazujian, Tyler **	SN	Sr./Sr.	5-11	235	Spring-Ford/Chad Brubaker	Royersford, Pa.
45	Dumond, Joe	LB	Fr./Fr.	5-10	240	St. Joseph's Prep/Gabe Infante	Philadelphia, Pa.
46	Castagna, Colin	DE	So./So.	6-4	253	Barrington/Joe Sanchez	Barrington, Ill.
47	Blair, Will	S	Fr./Fr.	5-11	209	Hempfield/Ron Zeiber	Lancaster, Pa.
47	Smith, Brandon	LB	Sr./Jr.	6-0	228	Lewisburg/Jeremy Winn	Winfield, Pa.
48	Miller, Shareef	DE	So./Fr.	6-5	255	George Washington/Ronald Cohen	Philadelphia, Pa.
49	Joseph, Daniel	DE	Fr./Fr.	6-3	255	Lake Forest Academy/Robin Bowkett	Brampton, Ontario, Canada
51	Gellerstedt, Alex	T	Fr./Fr.	6-6	297	Dublin Coffman/Mark Crabtree	Dublin, Ohio
51	Vranic, Jason	LB	Jr./Jr.	6-0	217	Erie C.C./Scott Pilkey	Wheatfield, N.Y.
52	Bates, Ryan	G/C	So./Fr.	6-4	305	Archbishop Wood/Steve Devlin	Warrington, Pa.
52	Cothran, Curtis *	DT	Sr./Jr.	6-5	285	Council Rock North/Adam Collachi	Newtown, Pa.



NUMERICAL ROSTER [CONT.]

NO.	NAME	POS.	CL./EL.	HT.	WT.	HIGH SCHOOL/COACH	HOMETOWN
53	Dowrey, Derek ***	G/C	Gr./Sr.	6-3	323	John Handley/Tony Rayburn	Winchester, Va.
54	Windsor, Robert	DT	So./Fr.	6-4	305	Fond Du Lac/Mike Gnewuch	Fond Du Lac, Wis.
55	Laurent, Wendy **	C/G	Gr./Sr.	6-2	297	The Hun School/David Dudeck	Hamilton, N.J.
55	Shelton, Antonio	DT	Fr./Fr.	6-2	290	Westerville-North/Rodger Elander	Westerville, Ohio
56	Chavis, Tyrell	DT	Jr./Jr.	6-3	298	Nassau C.C./Joe Osovet	Richmond, Va.
57	Gonzalez, Steven	G/C	So./Fr.	6-4	334	Union City/Wil Valdez	Union City, N.J.
59	Nelson, Andrew **	T	Sr./Jr.	6-6	306	Hershey/Mark Painter	Hershey, Pa.
60	Beh, Noah *	T	Jr./So.	6-6	300	Scranton Prep/Nick Donato	Moscow, Pa.
62	Menet, Michal	G	Fr./Fr.	6-4	296	Exeter Township Senior/Matt Bauer	Birdsboro, Pa.
64	Simpson, Zach	G	So./Fr.	6-3	292	Holidaysburg Area/Homer DeLatre	Holidaysburg, Pa.
66	McGovern, Connor	C	Fr./Fr.	6-5	310	Lake-Lehman/Jerry Gilsky	Larksville, Pa.
68	Kelly, Hunter	G	Fr./Fr.	6-2	280	Neshaminy/Steve Wilmot	Langhorne, Pa.
69	De Boef, Adam	G/C	Jr./So.	6-5	267	State College Area/Al Wolski	State College, Pa.
70	Mahon, Brendan **	G/C	Sr./Jr.	6-4	320	Randolph/Joe Lusardi	Randolph, N.J.
71	Fries, Will	T	Fr./Fr.	6-6	295	Cranford/Erik Rosenmeier	Cranford, N.J.
72	Gaia, Brian ***	G/C	Gr./Sr.	6-3	295	Gilman School/Biff Poggi	Pasadena, Md.
73	Palmer, Paris *	T	Sr./Sr.	6-7	300	Lackawanna College (Pa.)/Mark Duda	Plymouth, N.C.
75	Brosnan, Brendan	T	Jr./So.	6-6	295	Maine South/Dave Inserra	Park Ridge, Ill.
76	Jenkins, Sterling	T	So./Fr.	6-8	328	Baldwin/Pete Wagner	Pittsburgh, Pa.
77	Wright, Chasz	T/G	Jr./So.	6-7	343	Milford Academy/Bill Chaplick	Woodbridge, Va.
78	Devenney, Tom	C/G	Sr./Jr.	6-1	309	Warwick/Bob Locker	Lititz, Pa.
79	Shuman, Charlie	T	Jr./So.	6-8	290	Pittsford Sutherland/Keith Molinich	Pittsford, N.Y.
80	Dalton, Danny	TE/H	Fr./Fr.	6-4	247	Marshfield/Lou Silva	Marshfield, Mass.
81	Bentley, Gordon	WR	Sr./Jr.	6-0	198	Wissahickon/Jeff Cappa	Blue Bell, Pa.
81	Grampp, Steven	TE/H	Fr./Fr.	6-3	240	East Stroudsburg North/Chuck Daily	East Stroudsburg, Pa.
82	Shoop, Tyler	WR	So./Fr.	5-11	170	Father Ryan/Bruce Lussier	Nashville, Tenn.
83	Bowers, Nick	TE/H	So./Fr.	6-4	264	Kittanning Senior/Frank Fabian	Kittanning, Pa.
84	Johnson, Juwan	WR	So./Fr.	6-4	218	Glassboro/Mark Maccarone	Glassboro, N.J.
85	Lutz, Isaac	WR	Fr./Fr.	5-11	190	Berks Catholic/Rick Keeley	Reading, Pa.
86	Hodgens, Cody	WR	Gr./Jr.	5-7	173	Robinson/Mike DePue	Wesley Chapel, Fla.
87	Darien, Dae'Lun	WR	Fr./Fr.	6-4	195	Dunbar/Lawrence Smith	Baltimore, Md.
88	Gesicki, Mike **	TE/H	Jr./Jr.	6-6	252	Southern Regional/Chuck Donahue	Manahawkin, N.J.
89	Maxwell, Colton	WR	Fr./Fr.	6-0	181	Northampton/Mark Scisly	Northampton, Pa.
89	Pancoast, Tom	TE/H	Sr./Jr.	6-3	235	Unionville/Pat Clark	West Chester, Pa.
90	Barbir, Alex	K	Fr./Fr.	5-9	195	South Forsyth/Jeff Arnette	Cumming, Ga.
90	Sickels, Garrett **	DE	Sr./Jr.	6-4	260	Red Bank Regional/Nick Giglio	Red Bank, N.J.
91	Monk, Ryan	DT	So./Fr.	6-1	290	Dallas/Bob Zaruta	Dallas, Pa.
92	Pasquariello, Daniel **	P	Jr./Jr.	6-1	197	Xavier College HS/	Melbourne, Victoria, Australia
93	Gillikin, Blake	P/K	Fr./Fr.	6-2	182	The Westminster Schools/Gerry Romberg	Smyrna, Ga.
93	White, Antoine *	DT	Jr./So.	6-2	290	Millville/Jason Durham	Millville, N.J.
94	Schwan, Evan **	DE	Gr./Sr.	6-6	263	Central Dauphin/Glen McNamee	Harrisburg, Pa.
95	Davis, Tyler *	K/P	Sr./Jr.	5-11	180	North/--	St. Charles, Ill.
96	Iyke, Immanuel	DT	So./Fr.	6-2	280	Parsippany Hills/Dave Albano	Hackettstown, N.J.
96	Vasey, Kyle	SN	Jr./So.	6-2	242	Wallenpaupack/Mark Watson	Hawley, Pa.
97	Buchholz, Ryan	DE	So./Fr.	6-6	270	Great Valley/Dan Ellis	Malvern, Pa.
97	Cox, Nick	SN	So./Fr.	6-0	234	Jesuit/Matt Thompson	Tampa, Fla.
98	Wombacker, Jordan	K/P	So./Fr.	5-10	172	Hickory/Bill Brest	Hermitage, Pa.
99	Julius, Joey *	K	Jr./So.	5-10	258	Lower Dauphin/Rob Klock	Hummelstown, Pa.
99	Thrift, Brenon	DT	Jr./So.	6-3	290	Lackawanna C.C./Mark Duda	Monroeville, Pa.

* - Letters won

^ - 5th-year senior



@PennStateFBall



PSUFBall

2016

PSUnvaled.com

GoPSUsports.com

ALPHABETICAL ROSTER

NO.	NAME	POS.	CL./EL.	HT.	WT.	HIGH SCHOOL/COACH	HOMETOWN
2	Allen, Marcus **	S	Jr./Jr.	6-2	202	Dr. Henry A. Wise, Jr./Dalawn Parrish	Upper Marlboro, Md.
8	Allen, Mark *	RB	Jr./So.	5-6	181	DeMatha/Elijah Brooks	Hyattsville, Md.
37	Alston, Kyle	CB	Sr./Jr.	5-9	180	Robbinsville/Jason Gray	Robbinsville, N.J.
28	Apke, Troy **	S	Jr./Jr.	6-1	206	Mount Lebanon/Mike Melnyk	Mt. Lebanon, Pa.
90	Barbir, Alex	K	Fr./Fr.	5-9	195	South Forsyth/Jeff Arnette	Cumming, Ga.
26	Barkley, Saquon *	RB	So./So.	5-11	223	Whitehall/Brian Gilbert	Coplay, Pa.
52	Bates, Ryan	G/C	So./Fr.	6-4	305	Archbishop Wood/Steve Devlin	Warrington, Pa.
60	Beh, Noah *	T	Jr./So.	6-6	300	Scranton Prep/Nick Donato	Moscow, Pa.
11	Bell, Brandon ***	LB	Sr./Sr.	6-1	233	Oakcrest/Chuck Smith	Mays Landing, N.J.
81	Bentley, Gordon	WR	Sr./Jr.	6-0	198	Wissahickon/Jeff Cappa	Blue Bell, Pa.
13	Blacknall, Saeed **	WR	Jr./Jr.	6-3	212	Manalapan/Ed Gurrieri	Manalapan, N.J.
47	Blair, Will	S	Fr./Fr.	5-11	209	Hempfield/Ron Zeiber	Lancaster, Pa.
43	Bowen, Manny *	LB	So./So.	6-1	220	Barneget/Rob Davis	Barneget, N.J.
83	Bowers, Nick	TE/H	So./Fr.	6-4	264	Kittanning Senior/Frank Fabian	Kittanning, Pa.
75	Brosnan, Brendan	T	Jr./So.	6-6	295	Maine South/Dave Inserra	Park Ridge, Ill.
31	Brown, Cam	LB	Fr./Fr.	6-5	215	Bullis School/Patrick Cilento	Burtonsville, Md.
19	Brown, Torrence *	DE	Jr./So.	6-3	257	Tuscaloosa Academy/Robert Johnson	Tuscaloosa, Ala.
97	Buchholz, Ryan	DE	So./Fr.	6-6	270	Great Valley/Dan Ellis	Malvern, Pa.
40	Cabinda, Jason **	LB	Jr./Jr.	6-1	232	Hunterdon Central/Matthew Perotti	Flemington, N.J.
1	Campbell, Christian **	CB	Jr./Jr.	6-1	194	Central/Woodrow Lowe	Phenix City, Ala.
46	Castagna, Colin	DE	So./So.	6-4	253	Barrington/Joe Sanchez	Barrington, Ill.
11	Charles, Irvin	WR	So./Fr.	6-4	219	Paul VI/John Doherty	Sicklerville, N.J.
56	Chavis, Tyrell	DT	Jr./Jr.	6-3	298	Nassau C.C./Joe Osovet	Richmond, Va.
33	Cooper, Jake *	LB	So./So.	6-1	230	Archbishop Wood/Steve Devlin	Doylestown, Pa.
52	Cothran, Curtis *	DT	Sr./Jr.	6-5	285	Council Rock North/Adam Collachi	Newtown, Pa.
41	Cothren, Parker **	DT	Sr./Jr.	6-4	295	Hazel Green/Matthew Putnam	Huntsville, Ala.
97	Cox, Nick	SN	So./Fr.	6-0	234	Jesuit/Matt Thompson	Tampa, Fla.
80	Dalton, Danny	TE/H	Fr./Fr.	6-4	247	Marshfield/Lou Silva	Marshfield, Mass.
87	Darien, Dae'Lun	WR	Fr./Fr.	6-4	195	Dunbar/Lawrence Smith	Baltimore, Md.
38	Davis, Desi	CB	Jr./So.	5-11	178	Harrington/Matthew Bahr	Ardmore, Pa.
95	Davis, Tyler *	K/P	Sr./Jr.	5-11	180	North/--	St. Charles, Ill.
69	De Boef, Adam	G/C	Jr./So.	6-5	267	State College Area/AI Wolski	State College, Pa.
78	Devenney, Tom	C/G	Sr./Jr.	6-1	309	Warwick/Bob Locker	Lititz, Pa.
39	Di Leo, Frank	LB	So./Fr.	5-9	210	Saint Ignatius College Prep/John O'Connor	Elmhurst, Ill.
53	Dowrey, Derek ***	G/C	Gr./Sr.	6-3	323	John Handley/Tony Rayburn	Winchester, Va.
45	Dumond, Joe	LB	Fr./Fr.	5-10	240	St. Joseph's Prep/Gabe Infante	Philadelphia, Pa.
40	Eury, Nick	RB	Fr./Fr.	5-9	213	Lake-Lehman/Jerry Gilsky	Shavertown, Pa.
7	Farmer, Koa *	LB	Jr./So.	6-1	222	Notre Dame/Kevin Rooney	Lake View Terrace, Calif.
16	Fessler, Billy	QB	Jr./So.	5-11	188	Erie Cathedral Prep/Mike Mischler	Erie, Pa.
71	Fries, Will	T	Fr./Fr.	6-6	295	Cranford/Erik Rosenmeier	Cranford, N.J.
72	Gaia, Brian ***	G/C	Gr./Sr.	6-3	295	Gilman School/Biff Poggi	Pasadena, Md.
19	Garrity, Gregg	WR	Sr./Sr.	5-10	170	North Allegheny/Art Walker	Pittsburgh, Pa.
51	Gellerstedt, Alex	T	Fr./Fr.	6-6	297	Dublin Coffman/Mark Crabtree	Dublin, Ohio
88	Gesicki, Mike **	TE/H	Jr./Jr.	6-6	252	Southern Regional/Chuck Donahue	Manahawkin, N.J.
93	Gillikin, Blake	P/K	Fr./Fr.	6-2	182	The Westminster Schools/Gerry Romberg	Smyrna, Ga.
30	Givens, Kevin	DT	So./Fr.	6-1	275	Altoona Area/John Franco	Altoona, Pa.
12	Godwin, Chris **	WR	Jr./Jr.	6-1	205	Middletown/Mark DelPercio	Middletown, Del.
6	Golden, Malik ***	S	Gr./Sr.	6-0	205	Cheshire Academy/Dan O'dea	Hartford, Conn.
57	Gonzalez, Steven	G/C	So./Fr.	6-4	334	Union City/Wil Valdez	Union City, N.J.
81	Gramp, Steven	TE/H	Fr./Fr.	6-3	240	East Stroudsburg North/Chuck Daily	East Stroudsburg, Pa.
37	Gulla, Chris **	K/P	Sr./Jr.	6-1	196	Toms River North/Chip LaBarca	Toms River, N.J.
15	Haley, Grant **	CB	Jr./Jr.	5-9	185	The Lovett School/Mike Muschamp	Atlanta, Ga.
5	Hamilton, DaeSean **	WR	Sr./Jr.	6-1	205	Mountain View/Lou Sorrentino	Fredericksburg, Va.
86	Hodgens, Cody	WR	Gr./Jr.	5-7	173	Robinson/Mike DePue	Wesley Chapel, Fla.
18	Holland, Jonathan	TE/H	So./Fr.	6-4	245	The Bullis School/Patrick Cilento	Brandywine, Md.
96	Iyke, Immanuel	DT	So./Fr.	6-2	280	Parsippany Hills/Dave Albano	Hackettstown, N.J.
76	Jenkins, Sterling	T	So./Fr.	6-8	328	Baldwin/Pete Wagner	Pittsburgh, Pa.
36	Johnson, Jan	LB	So./Fr.	6-2	216	Governor Mifflin/Dominic Vecchio	Mohnton, Pa.
84	Johnson, Juwan	WR	So./Fr.	6-4	218	Glassboro/Mark Maccarone	Glassboro, N.J.
27	Johnson, T.J.	CB	Fr./Fr.	6-2	180	Euclid/Jeff Rotsky	Cleveland, Ohio
42	Jordan, Ellison	DT	Fr./Fr.	6-0	285	Gilman School/Biff Poggi	Upper Marlboro, Md.
49	Joseph, Daniel	DE	Fr./Fr.	6-3	255	Lake Forest Academy/Robin Bowkett	Brampton, Ontario, Canada
99	Julius, Joey *	K	Jr./So.	5-10	258	Lower Dauphin/Rob Klock	Hummelstown, Pa.
68	Kelly, Hunter	G	Fr./Fr.	6-2	280	Neshaminy/Steve Wilmot	Langhorne, Pa.
41	Ladonis, Zach *	SN	Sr./Jr.	6-2	236	Berwick Area/George Curry	Nescopeck, Pa.
55	Laurent, Wendy **	C/G	Gr./Sr.	6-2	297	The Hun School/David Dudeck	Hamilton, N.J.
85	Lutz, Isaac	WR	Fr./Fr.	5-11	190	Berks Catholic/Rick Keeley	Reading, Pa.
70	Mahon, Brendan **	G/C	Sr./Jr.	6-4	320	Randolph/Joe Lusardi	Randolph, N.J.
89	Maxwell, Colton	WR	Fr./Fr.	6-0	181	Northampton/Mark Scisly	Northampton, Pa.
66	McGovern, Connor	C	Fr./Fr.	6-5	310	Lake-Lehman/Jerry Gilsky	Larksville, Pa.



ALPHABETICAL ROSTER [CONT.]

NO.	NAME	POS.	CL./EL.	HT.	WT.	HIGH SCHOOL/COACH	HOMETOWN
39	McPhearson, Josh	WR	Sr./Jr.	5-10	197	Annapolis Area Christian/Ken Lucas	Columbia, Md.
14	McPhearson, Zech	CB	Fr./Fr.	5-11	180	Riverdale Baptist School/Caesar Nettles	Columbia, Md.
9	McSorley, Trace	QB	Jr./So.	6-0	205	Briar Woods/Charlie Pierce	Ashburn, Va.
62	Menet, Michal	G	Fr./Fr.	6-4	296	Exeter Township Senior/Matt Bauer	Birdsboro, Pa.
9	Miller, Jarvis	LB	So./Fr.	6-2	205	Windsor Locks/Suffield/East Granby/Jason Qua	Suffield, Conn.
48	Miller, Shareef	DE	So./Fr.	6-5	255	George Washington/Ronald Cohen	Philadelphia, Pa.
91	Monk, Ryan	DT	So./Fr.	6-1	290	Dallas/Bob Zaruta	Dallas, Pa.
23	Monroe, Ayrton	S	So./Fr.	5-11	204	Saint Johns College H.S./Joe Patterson	Largo, Md.
59	Nelson, Andrew **	T	Sr./Jr.	6-6	306	Hershey/Mark Painter	Hershey, Pa.
21	Oruwariye, Amani *	CB	Jr./So.	6-1	201	Gaither/Jason Stokes	Tampa, Fla.
73	Palmer, Paris *	T	Sr./Sr.	6-7	300	Lackawanna College (Pa.)/Mark Duda	Plymouth, N.C.
89	Pancoast, Tom	TE/H	Sr./Jr.	6-3	235	Unionville/Pat Clark	West Chester, Pa.
92	Pasquariello, Daniel **	P	Jr./Jr.	6-1	197	Xavier College HS/	Melbourne, Victoria, Australia
32	Paye, Irvine	RB	Sr./Jr.	5-6	168	West Orange/John Jacob	Orange, N.J.
16	Petrishen, John	S	So./Fr.	6-0	209	Pittsburgh Central Catholic/Terry Totten	Lower Burrell, Pa.
10	Polk, Brandon *	WR	So./So.	5-9	175	Briar Woods/Charlie Pierce	Ashburn, Va.
29	Reid, John *	CB	So./So.	5-10	191	St. Joseph's Prep/Gabe Infante	Mount Laurel, N.J.
6	Robinson, Andre	RB	So./Fr.	5-9	216	Bishop McDevitt/Jeff Weachter	Mechanicsburg, Pa.
24	Sanders, Miles	RB	Fr./Fr.	5-11	205	Woodland Hills/George Novak	Pittsburgh, Pa.
94	Schwan, Evan **	DE	Gr./Sr.	6-6	263	Central Dauphin/Glen McNamee	Harrisburg, Pa.
4	Scott, Nick *	S	Jr./So.	5-11	200	Fairfax/Kevin Simonds	Fairfax, Va.
55	Shelton, Antonio	DT	Fr./Fr.	6-2	290	Westerville-North/Rodger Elander	Westerville, Ohio
82	Shoop, Tyler	WR	So./Fr.	5-11	170	Father Ryan/Bruce Lussier	Nashville, Tenn.
36	Shorts, Troy	CB	So./Fr.	5-10	192	Woodbury/AI Mailahn	Sicklerville, N.J.
79	Shuman, Charlie	T	Jr./So.	6-8	290	Pittsford Sutherland/Keith Molinich	Pittsford, N.Y.
15	Shuster, Michael	QB	Fr./Fr.	6-2	200	Camp Hill/Frank Gay	Camp Hill, Pa.
90	Sickels, Garrett **	DE	Sr./Jr.	6-4	260	Red Bank Regional/Nick Giglio	Red Bank, N.J.
34	Simmons, Shane	DE	Fr./Fr.	6-3	240	DeMatha/Elijah Brooks	Laurel, Md.
64	Simpson, Zach	G	So./Fr.	6-3	292	Holidaysburg Area/Homer DeLattre	Holidaysburg, Pa.
47	Smith, Brandon	LB	Sr./Jr.	6-0	228	Lewisburg/Jeremy Winn	Winfield, Pa.
12	Smith, Jordan *	CB	Sr./Sr.	5-10	185	H.D. Woodson/Greg Fuller	Washington, D.C.
2	Stevens, Tommy	QB	So./Fr.	6-4	218	Decatur Central/Justin Dixon	Indianapolis, Ind.
17	Taylor, Garrett	CB	So./Fr.	6-0	193	Saint Christopher's/Lance Clelland	Richmond, Va.
20	Thomas, Johnathan	LB	Jr./So.	5-11	220	St. John's Prep/Jim O'Leary	Peabody, Mass.
3	Thompkins, DeAndre *	WR	Jr./So.	5-11	190	Swansboro/Tim Laspada	Hubert, N.C.
99	Thrift, Brenon	DT	Jr./So.	6-3	290	Lackawanna C.C./Mark Duda	Monroeville, Pa.
44	Toney, Shaka	DE	Fr./Fr.	6-3	195	Imhotep Charter/Albie Crosby	Philadelphia, Pa.
32	Vallone, Mitchell	S	Jr./Jr.	5-9	192	Elk County Catholic/Travis Skrzypek	Johnsonburg, Pa.
96	Vasey, Kyle	SN	Jr./So.	6-2	242	Wallenpaupack/Mark Watson	Hawley, Pa.
51	Vranic, Jason	LB	Jr./Jr.	6-0	217	Erie C.C./Scott Pilkey	Wheatfield, N.Y.
25	Walker, Von ***	LB	Sr./Sr.	5-11	213	Central Mountain/Vinny Kishbaugh	Mill Hall, Pa.
5	Wartman-White, Nyeem **	LB	Gr./Sr.	6-1	240	Valley View/George Howanitz	Philadelphia, Pa.
31	Welde, Christopher	WR	So./So.	5-7	156	Council Rock North/Matt McHugh	Newtown, Pa.
93	White, Antoine *	DT	Jr./So.	6-2	290	Millville/Jason Durham	Millville, N.J.
54	Windsor, Robert	DT	So./Fr.	6-4	305	Fond Du Lac/Mike Gnewuch	Fond Du Lac, Wis.
98	Wombacker, Jordan	K/P	So./Fr.	5-10	172	Hickory/Bill Brest	Hermitage, Pa.
77	Wright, Chasz	T/G	Jr./So.	6-7	343	Milford Academy/Bill Chaplick	Woodbridge, Va.
44	Yazujian, Tyler **	SN	Sr./Sr.	5-11	235	Spring-Ford/Chad Brubaker	Royersford, Pa.
7	Zembiec, Jake	QB	Fr./Fr.	6-3	205	Aquinas Institute/Chris Battaglia	Rochester, N.Y.

* - Letters won

^ - 5th-year senior



@PennStateFBall



PSUFBall

2016

PSUnvaled.com

GoPSUsports.com

THE LAST TIME...

PENN STATE

100-149 Yards Rushing:	105, Saquon Barkley vs. Kent State, 2016
150-199 Yards Rushing:	194, Saquon Barkley at Ohio State, 2015
200-299 Yards Rushing:	207, Saquon Barkley at Purdue, 2016
300+ Yards Rushing:	327, Larry Johnson at Indiana, 2002
30-34 Rushing Attempts:	31, Saquon Barkley vs. Maryland, 2016
35+ Rushing Attempts:	35, Zach Zwinak vs. Nebraska, 2013
Three Touchdowns Rushing:	Saquon Barkley (4) at Pitt, 2016
Four Touchdowns Rushing:	Saquon Barkley at Pitt, 2016
Five Touchdowns Rushing:	Ki-Jana Carter vs. Michigan State, 1994
60 or more-Yard Run:	81, Saquon Barkley at Purdue, 2016
70 or more-Yard Run:	81, Saquon Barkley at Purdue, 2016
80 or more-Yard Run:	81, Saquon Barkley at Purdue, 2016
90 or more-Yard Run:	92, Bill Belton at Indiana, 2014
Two Players Rush For 100 Yards:	Saquon Barkley (195) & Akeel Lynch (120) vs. Rutgers, 2015
Four Rushing TD in One Quarter:	vs. UMass, 2014 (2nd; Belton (2), Zwinak (2))
300 Yards Passing:	335, Trace McSorley vs. Minnesota, 2016
350 Yards Passing:	371, Christian Hackenberg vs. Boston College, 2014 *
400 Yards Passing:	454, Christian Hackenberg vs. UCF, 2014 #
20-24 Pass Completions:	24, Trace McSorley at Pitt, 2016
25-29 Pass Completions:	25, Christian Hackenberg at Rutgers, 2014
30-34 Pass Completions:	34, Christian Hackenberg vs. Boston College, 2014 *
35+ Pass Completions:	35, Matt McGloin vs. Northwestern, 2012
30-39 Pass Attempts:	35, Trace McSorley at Pitt, 2016
40-49 Pass Attempts:	41, Trace McSorley vs. Minnesota, 2016
50+ Pass Attempts:	50, Christian Hackenberg vs. Boston College, 2014 *
Four Touchdown Passes:	Christian Hackenberg vs. Boston College, 2014 *
Five Touchdown Passes:	Rashard Casey vs. Louisiana Tech, 2000
Four Interceptions Thrown:	Zack Mills at Boston College, 2004
300-349 Yards Total Offense:	325, Trace McSorley (332 P, -7 R) at Pitt, 2016
350-399 Yards Total Offense:	371, C. Hackenberg (371 P, 0 R) vs. Boston College, 2014 *
400+ Yards Total Offense:	408, Trace McSorley (335 P, 73 R) vs. Minnesota, 2016
100-149 Yards Receiving:	117, Chris Godwin vs. Temple, 2016
150-199 Yards Receiving:	173, Geno Lewis & 165, DaeSean Hamilton vs. UCF, 2014 #
200+ Yards Receiving:	216, Deon Butler vs. Northwestern, 2006
Two Players w/ 100 Yards Receiving:	Geno Lewis (109) & DaeSean Hamilton (103) at Rutgers, 2014
Two Players w/ 150 Yards Receiving:	Geno Lewis (173) & DaeSean Hamilton (165)
Back-to-Back 100 Yards Receiving Games:	Chris Godwin, 2015 (103 at Ohio State; 135 vs. Maryland)
Three Straight 100-yard Receiving Games:	Allen Robinson, 2013 (133 vs. Syracuse; 129 vs. Eastern Michigan; 143 vs. UCF)
10+ Receptions:	14, DaeSean Hamilton vs. Ohio State, 2014
50 or more-Yard Reception:	70, DeAndre Thompkins from Trace McSorley vs. Maryland, 2016
60 or more-Yard Reception:	70, DeAndre Thompkins from Trace McSorley vs. Maryland, 2016
70 or more-Yard Reception:	70, DeAndre Thompkins from Trace McSorley vs. Maryland, 2016
80 or more-Yard Reception:	80, Irvin Charles from Trace McSorley vs. Minnesota, 2016
Three Touchdowns Receiving:	Allen Robinson vs. Indiana, 2012
Four Touchdowns Receiving:	Bobby Engram vs. Minnesota, 1993
150-199 All-Purpose Yards:	170, Saquon Barkley at Northwestern, 2015
200-249 All-Purpose Yards:	202, Saquon Barkley vs. Maryland, 2016
250+ All-Purpose Yards:	277, Saquon Barkley at Purdue, 2002
Five Touchdowns Scored:	5 (4 rushing, 1 receiving) Saquon Barkley at Pitt, 2016
Kickoff Return For Touchdown:	95, Chaz Powell vs. Indiana State, 2011
Rushing, Receiving & Kickoff Return TDs:	Derrick Williams vs. Illinois, 2008
100-Yard Kickoff Return:	100, Chaz Powell vs. Youngstown State, 2010
Punt Return For Touchdown:	63, Derrick Williams at Wisconsin, 2008
80-Yard Punt Return:	81, Bryant Johnson vs. Michigan State, 2002
Zero Punts in a Game:	Purdue, 2013
Multiple Interceptions:	2, Trevor Williams, at Rutgers, 2014
90-Yard Interception Return:	99, Michael Mauti, at Illinois, 2012
Interception Return For Touchdown:	30, Amani Oruwariye vs. Kent State, 2016
Five Interceptions in a Game (Team):	at Rutgers, 2014
Fumble Return For Touchdown:	71, Austin Johnson vs. San Diego State, 2015
Blocked Field Goal:	Marcus Allen vs. Ohio State, 2016
Blocked Field Goal For Touchdown:	60, Grant Haley vs. Ohio State, 2016
Blocked Extra Point:	Parker Cothren at Northwestern, 2015
Blocked Punt:	Cam Brown vs. Ohio State, 2016
Blocked Punt For Touchdown:	Michael Yancich vs. Ohio State, 2012 (Mike Hull block)
Safety:	Devon Still (sack in end zone) at Minnesota, 2010
50-Yard Field Goal:	50, Sam Ficken vs. Temple, 2014
Four Field Goals:	Sam Ficken vs. Maryland, 2014
Five Field Goals:	Collin Wagner vs. Temple, 2010

OPPONENT

100-149 Yards Rushing:	104, Rodney Smith; 100 Shannon Brooks, Minnesota, 2016
150-199 Yards Rushing:	186, Justin Jackson, at Northwestern, 2015
200+ Yards Rushing:	203, BenJarvus Green-Ellis, Indiana, 2003
30-34 Rushing Attempts:	30, Jeremy Langford, Michigan State, 2014
35+ Rushing Attempts:	44, Mike Hart, Michigan, 2007 (OR)
Three Touchdowns Rushing:	Trevor Siemian, Northwestern, 2014
Four Touchdowns Rushing:	Montee Ball, Wisconsin, 2011
50 or more-Yard Run:	74, Curtis Samuel, Ohio State, 2016
60 or more-Yard Run:	74, Curtis Samuel, Ohio State, 2016
70 or more-Yard Run:	74, Curtis Samuel, Ohio State, 2016
Two Players Rush For 100 Yards:	Rodney Smith (104) & Shannon Brooks (100) Minnesota, 2016
300-399 Yards Passing:	339, Joel Stave, Wisconsin, 2013
400-499 Yards Passing:	454, Cameron Coffman, Indiana, 2012
500+ Yards Passing:	532, Case Keenum, Houston, 2012 (OR) *
25-29 Pass Completions:	28, J.T. Barrett, Ohio State, 2016
30-44 Pass Completions:	34, David Blough, Purdue, 2016
45+ Pass Completions:	45, Case Keenum, Houston, 2012 (OR) *
30-39 Pass Attempts:	34, Wilton Speight, Michigan, 2016
40-49 Pass Attempts:	43, J.T. Barrett, Ohio State, 2016
50+ Pass Attempts:	50, David Blough, Purdue, 2016
60+ Pass Attempts:	61, Brian Hoyer, Michigan State, 2006
Four Touchdown Passes:	Mark Sanchez, USC, 2009 ^
Four Interceptions Thrown:	P.J. Walker, Temple, 2014
Five Interceptions Thrown:	Gary Nova, Rutgers, 2014
300-399 Yards Total Offense:	349, Perry Hills (225 P, 124 R), Maryland, 2015
400-499 Yards Total Offense:	437, Cameron Coffman (454 P, -17 R), Indiana, 2012
500+ Yards Total Offense:	542, C. Keenum (532 P, 10 R), Houston, 2012 (OR) *
100-149 Yards Receiving:	101, Brian Smith, Minnesota, 2016
150-199 Yards Receiving:	162, Damian Williams, USC, 2009 ^
200+ Yards Receiving:	228, Patrick Edwards, Houston, 2012 *
10+ Receptions:	11, Mike Dudek, Illinois, 2013
70 or more-Yard Reception:	75, Jalen Fitzpatrick from P.J. Walker, Temple, 2014
80 or more-Yard Reception:	80, D. Barnes from K. Hess, Youngstown State, 2010
90 or more-Yard Reception:	99, Thomas Lewis from John Paci, Indiana, 1993
Three Touchdown Receptions:	Da'Jon McKnight, Minnesota, 2010
Kickoff Return For Touchdown:	96, Solomon Vault, Northwestern, 2015
90-Yard Kickoff Return:	96, Solomon Vault, Northwestern, 2015
100-Yard Kickoff Return:	100, Rashaad Penny, San Diego State, 2015
Punt Return For Touchdown:	75, Venric Mark, Northwestern, 2012
70-Yard Punt Return:	75, Venric Mark, Northwestern, 2012
80-Yard Punt Return:	87, Willie Reid, Florida State, 2006 Orange
Interception Return For Touchdown:	13, Malik McDowell, Michigan State, 2015
Fumble Return For Touchdown:	20, Elcee Refuge, Kent State, 2016
Blocked Punt:	Lorenzo Harrison, Maryland, 2016
Blocked Punt For Touchdown:	27, Larentee McCray, Florida, 2011 \$
Blocked Field Goal:	Team, Ohio State, 2016
Blocked Extra Point:	Rob Bain (2X), Illinois, 2015
Safety:	Team (snap out of the end zone on punt), Ohio State, 2016
Defensive Extra Point:	99, D.J. Johnson, Iowa, 2002
50-Yard Field Goal:	50, Derek Dimke, Illinois, 2010
Four Field Goals:	Emmit Carpenter, Minnesota, 2016

^ - Rose Bowl

\$ - Outback Bowl

* - TicketCity Bowl

- Croke Park Classic (Dublin, Ireland)

% - Pinstripe Bowl

& - TaxSlayer Bowl

(OR) - Opponent Record

RECORD WATCH

RUSHING YARDAGE, CAREER

1.	3,932	Evan Royster, 2007-10
...		
12.	2,518	Eric McCoo, 1998-2001
13.	2,380	Lenny Moore, 1953-55
14.	2,236	Charlie Pittman, 1967-69
15.	2,108	Zach Zwinak, 2011-14
16.	2,072	Booker Moore, 1977-80
17.	2,042	Jon Williams, 1980-83
18.	2,002	Franco Harris, 1969-71
19.	1,964	Saquon Barkley, 2015-pres.
20.	1,756	Richie Anderson, 1989-92

RUSHING YARDAGE, SEASON

1.	2,087	Larry Johnson, 2002
...		
15.	1,082	Lenny Moore, 1954
16.	1,076	<i>Saquon Barkley, 2015</i>
17.	1,047	Tony Hunt, 2005
18.	1,044	Curt Warner, 1981
19.	1,041	Curt Warner, 1982
20.	1,026	Ki-Jana Carter, 1993
21.	1,014	Evan Royster, 2010
22.	1,002	D.J. Dozier, 1983
23.	1,000	Zach Zwinak, 2012
-	888	Saquon Barkley, 2016

100-YARD RUSHING GAMES, CAREER

1.	18	Curt Warner, 1979-82
2.	17	Ki-Jana Carter, 1993-94
	17	Curtis Enis, 1995-97
	17	Blair Thomas, 1986-89
5.	15	Tony Hunt, 2004-06
	15	Lydell Mitchell, 1969-71
	15	Evan Royster, 2007-10
8.	13	John Cappelletti, 1972-73
	13	Lenny Moore, 1953-55
10.	11	D.J. Dozier, 1983-86
11.	11	Zach Zwinak, 2012-13
12.	10	Charlie Pittman, 1967-69
13.	9	Eric McCoo, 1998-2000
14.	8	Larry Johnson, 2002
	8	Matt Suhey, 1976-79
	8	Saquon Barkley, 2015-pres.
16.	7	Silas Redd, 2010-11

200-YARD RUSHING GAMES, CAREER

1.	4	Larry Johnson, 2002
2.	3	John Cappelletti, 1973
3.	2	Lydell Mitchell, 1971
	2	Curt Warner, 1981
	2	Ki-Jana Carter, 1994
	2	Curtis Enis, 1996-97
	2	Eric McCoo, 1997-98
	2	Saquon Barkley, 2016

RUSHING TOUCHDOWNS, CAREER

1.	38	Lydell Mitchell, 1969-71
2.	36	Curtis Enis, 1995-97
3.	34	Ki-Jana Carter, 1992-94
4.	30	Charlie Pittman, 1967-69
5.	29	John Cappelletti, 1972-73
	29	Richie Anderson, 1989-92
	29	Evan Royster, 2007-10
8.	26	Matt Suhey, 1976-79
	26	Larry Johnson, 1999-2002
10.	25	D.J. Dozier, 1983-86
	25	Tony Hunt, 2003-06
12.	24	Franco Harris, 1969-71
	24	Curt Warner, 1979-82
14.	23	Lenny Moore, 1953-55
15.	21	Blair Thomas, 1985-89
	21	Zach Zwinak, 2011-14
17.	20	Booker Moore, 1977-80
	20	Michael Robinson, 2002-05
19.	19	Aaron Harris, 1996-99
	18	Eric McCoo, 1998-2001
21.	17	Saquon Barkley, 2015-16

RUSHING TOUCHDOWNS, SEASON

1.	26	Lydell Mitchell, 1971
2.	23	Ki-Jana Carter, 1994
3.	20	Larry Johnson, 2002
4.	19	Curtis Enis, 1997
5.	18	Richie Anderson, 1992
6.	17	John Cappelletti, 1973
7.	14	Charlie Pittman, 1968
8.	13	Curtis Enis, 1996
	13	Bill McCleary, 1907
	13	Harry Robb, 1917
	13	Curtis Enis, 1996
12.	12	John Cappelletti, 1972
	12	Evan Royster, 2008
	12	Zach Zwinak, 2013
15.	11	Lenny Moore, 1954
	11	Blair Thomas, 1987
	11	Tony Hunt, 2006
18.	10	Charlie Pittman, 1969
	10	D.J. Dozier, 1986
	10	Richie Anderson, 1991
	10	Rodney Kinlaw, 2007
	10	Saquon Barkley, 2016

RUSHING TD BY A SOPHOMORE

1.	13	Bill McCleary, 1907
	13	Harry Robb, 1917
	13	Curtis Enis, 1996
	12	Evan Royster, 2008
...	10	Saquon Barkley, 2016

ALL-PURPOSE YARDS, SEASON

	Total	Rush	Rec.	Ret.	
1.	2,655	2,087	349	219	Larry Johnson, 2002
2.	1,831	133	977	721	O.J. McDuffie, 1992
3.	1,772	1,414	300	58	Blair Thomas, 1987
4.	1,754	1,567	154	33	Lydell Mitchell, 1971
5.	1,743	1,539	123	81	Ki-Jana Carter, 1994
6.	1,645	1,386	259	0	Tony Hunt, 2006
7.	1,607	1,522	69	16	John Cappelletti, 1973
8.	1,578	1,363	215	0	Curtis Enis, 1997
9.	1,535	1,341	118	76	Blair Thomas, 1989
10.	1,501	1,210	291	0	Curtis Enis, 1996
11.	1,486	1,082	44	360	Lenny Moore, 1954
12.	1,475	1,329	128	18	Rodney Kinlaw, 2007
13.	1,474	1,117	138	219	John Cappelletti, 1972
...	1,118	888	217	17	Saquon Barkley, 2016

TOTAL OFFENSE, SEASON

	Total	Rush	Pass	
1.	3,215	-51	3,266	Matt McGloin, 2012
2.	3,214	211	3,003	Daryll Clark, 2009
3.	3,156	806	2,350	Michael Robinson, 2005
4.	2,887	-68	2,955	Christian Hackenberg, 2013
5.	2,883	-94	2,977	Christian Hackenberg, 2014
6.	2,874	282	2,592	Daryll Clark, 2008
7.	2,660	-19	2,679	Kerry Collins, 1994
8.	2,638	-13	2,651	Anthony Morelli, 2007
9.	2,618	201	2,417	Zack Mills, 2002
10.	2,445	-80	2,525	Christian Hackenberg, 2015
11.	2,427	-61	2,488	Tony Sacca, 1991
12.	2,336	-88	2,424	Anthony Morelli, 2006
13.	2,316	315	2,001	Rashard Casey, 2000
14.	2,201	162	2,039	John Hufnagel, 1972
15.	2,191	-27	2,218	Todd Blackledge, 1982
16.	2,184	-27	2,211	Mike McQueary, 1997
17.	2,168	-53	2,221	Chuck Fusina, 1977
18.	2,077	-121	2,198	Wally Richardson, 1995
19.	2,069	251	1,818	Trace McSorley, 2016
20.	2,003	137	1,866	Tony Sacca, 1990

PASSING YARDS, SEASON

1.	3,266	Matt McGloin, 2012
2.	3,003	Daryll Clark, 2009
3.	2,977	Christian Hackenberg, 2014
4.	2,955	Christian Hackenberg, 2013
5.	2,679	Kerry Collins, 1994
6.	2,651	Anthony Morelli, 2007
7.	2,592	Daryll Clark, 2008
8.	2,525	Christian Hackenberg, 2015
9.	2,488	Tony Sacca, 1991
10.	2,424	Anthony Morelli, 2006
11.	2,417	Zack Mills, 2002
12.	2,350	Michael Robinson, 2005
13.	2,221	Chuck Fusina, 1977
14.	2,218	Todd Blackledge, 1982
15.	2,211	Mike McQueary, 1997
16.	2,198	Wally Richardson, 1995
17.	2,039	John Hufnagel, 1972
18.	2,001	Rashard Casey, 2000
19.	1,944	Doug Strang, 1983
20.	1,916	Kevin Thompson, 1999
21.	1,866	Tony Sacca, 1990
22.	1,859	Chuck Fusina, 1978
23.	1,818	Trace McSorley, 2016
24.	1,732	Wally Richardson, 1996

300-YARD PASSING GAMES, CAREER

1.	9	Christian Hackenberg, 2013-15
2.	6	Matt McGloin, 2009-12
3.	4	Kerry Collins, 1991-94
4.	3	Daryll Clark, 2006-09
5.	2	Trace McSorley, 2015-pres.

300-YARD PASSING GAMES, SEASON

1.	4	Matt McGloin, 2012
	4	Christian Hackenberg, 2013
	4	Christian Hackenberg, 2014
4.	2	Kerry Collins, 1994
	2	Daryll Clark, 2009
	2	Trace McSorley, 2016

200-YARD PASSING GAMES, CAREER

1.	21	Christian Hackenberg, 2013-pres.
2.	18	Matt McGloin, 2009-12
3.	16	Kerry Collins, 1991-94
	16	Zack Mills, 2001-04
5.	14	Daryll Clark, 2006-09
6.	11	Chuck Fusina, 1975-78
	11	Tony Sacca, 1988-91
	11	Anthony Morelli, 2004-07
9.	9	Todd Blackledge, 1980-82
	9	Wally Richardson, 1992, 94-96
11.	8	Michael Robinson, 2002-05
12.	6	John Hufnagel, 1970-72
	6	Mike McQueary, 1996-97
14.	5	Doug Strang, 1982-83
	5	Trace McSorley, 2015-pres.
16.	4	Rob Bolden, 2010-11
	4	Kevin Thompson, 1998-99

200-YARD PASSING GAMES, SEASON

1.	11	Matt McGloin, 2012
2.	10	Kerry Collins, 1994
3.	9	Christian Hackenberg, 2013
4.	8	Daryll Clark, 2009
5.	7	Todd Blackledge, 1982
	7	Michael Robinson, 2005
7.	6	Wally Richardson, 1995
	6	Mike McQueary, 1997
9.	5	John Hufnagel, 1972
	5	Doug Strang, 1983
	5	Trace McSorley, 2016
12.	4	Rob Bolden, 2010

RECEIVING YARDAGE, CAREER

1.	3,026	Bobby Engram, 1991, 93-95
2.	2,771	Deon Butler, 2005-08
3.	2,474	Allen Robinson, 2011-13
4.	2,395	Derek Moyer, 2008-11
5.	2,015	Jordan Norwood, 2005-08
6.	2,008	Bryant Johnson, 1999-2002
7.	2,006	Kenny Jackson, 1980-83
8.	1,988	O.J. McDuffie, 1988-92
9.	1,894	Joe Jurevicius, 1994-97
10.	1,844	Chris Godwin, 2014-pres.
11.	1,837	Jack Curry, 1965-67
12.	1,825	Terry Smith, 1988-91
13.	1,743	Derrick Williams, 2005-08
14.	1,731	DaeSean Hamilton, 2014-pres.
15.	1,702	Tony Johnson, 2000-03

RECEIVING YARDAGE, SEASON

1.	1,432	Allen Robinson, 2013
2.	1,101	<i>Chris Godwin, 2015</i>
3.	1,084	Bobby Engram, 1995
4.	1,029	Bobby Engram, 1994
5.	1,013	Allen Robinson, 2012
6.	977	O.J. McDuffie, 1992
7.	973	Freddie Scott, 1994
8.	917	Bryant Johnson, 2002
9.	899	<i>DaeSean Hamilton, 2014</i>
10.	885	Derek Moyer, 2010
11.	873	Bobby Engram, 1993
12.	869	Joe Jurevicius, 1996
13.	866	Bryant Johnson, 2001
14.	846	Terry Smith, 1991
15.	817	Joe Jurevicius, 1997

RECEPTIONS, CAREER

1.	179	Deon Butler, 2005-08
2.	177	Allen Robinson, 2011-13
3.	167	Bobby Engram, 1991, 93-95
4.	161	Derrick Williams, 2005-08
5.	158	Jordan Norwood, 2005-08
6.	146	DaeSean Hamilton, 2014-pres.
7.	144	Derek Moyer, 2008-11
8.	125	O.J. McDuffie, 1988-92
9.	124	Chris Godwin, 2014-pres.
10.	117	Jack Curry, 1965-67

RECEPTIONS, SEASON

1.	97	Allen Robinson, 2013
2.	82	<i>DaeSean Hamilton, 2014</i>
3.	77	Allen Robinson, 2012
4.	69	<i>Chris Godwin, 2015</i>
5.	63	O.J. McDuffie, 1992
	63	Bobby Engram, 1995
7.	55	Terry Smith, 1991
	55	Derrick Williams, 2007
	55	Geno Lewis, 2014
10.	53	Derek Moyer, 2010
	52	Bobby Engram, 1994

GAME 1

KENT STATE 13

vs.

33 PENN STATE



BEAVER STADIUM
BTN

SEPT. 3, 2016
ATTN: 94,378

GAME RECAPS

UNIVERSITY PARK, Pa. - The Penn State defense shut down Kent State in the second half, led by six sacks and an Amani Oruwariye interception return for a touchdown, as the Nittany Lions defeated the Golden Flashes in its 2016 season opener, 33-13, in Beaver Stadium.

Penn State held a 16-13 lead at the half, but Oruwariye's 30-yard pick-six set the tone for the final two quarters, as the Nittany Lion defense held Kent State to just 118 yards the rest of the way. Linebacker Brandon Bell added an interception in Penn State territory, and seven different Lions combined for seven sacks for the game - the most by Penn State in a single game since the Northwestern game in 2011.

Sophomore quarterback Trace McSorley enjoyed a successful first career start at the helm of Penn State's new-look offense. He threw touchdown passes to DaeSean Hamilton and Mike Gesicki, connecting on 16-of-31 pass attempts for 209 yards, while also adding 47 yards on the ground. Classmate Saquon Barkley led the rushing attack, totaling 105 yards on 22 carries with one touchdown.

Penn State improves to 107-21-2 in season openers and has won 13 of its last 15. Six Nittany Lions made their first career starts (OG Ryan Bates, QB Trace McSorley, DE Evan Schwan, DT Kevin Givens, DT Parker Cothren, P Blake Gillikin), while 19 played in their first collegiate game for Penn State.

Turning Point

After a back-and-forth first half, Oruwariye's interception return for a touchdown - Penn State's first since 2014 - gave the Nittany Lions their first two-score lead of the game.

Difference Makers

Penn State

- Defense - Limited Kent State's three quarterbacks to 129 yards passing and 14 completions on 28 attempts with two interceptions. Seven different Kent State rushers were limited to 150 yards on 41 attempts. The Nittany Lions did not allow a touchdown on defense against Kent State for at least the fourth consecutive game.
- QB Trace McSorley - McSorley completed 16-of-31 pass attempts for 209 yards (both career highs) and two touchdowns in his first start. He connected on a career-long pass of 43 yards to DeAndre Thompkins and was sacked just once. McSorley also added 47 yards rushing on 14 carries - the most by a Penn State quarterback in a game since Kevin Newsome had 49 yards rushing against Eastern Illinois in 2009.
- RB Saquon Barkley - Rushed for 105 yards and a touchdown on 22 carries and also caught one pass

for 17 yards. It was his sixth career 100-yard rushing game.

- WR Chris Godwin - Godwin continued his consistent play catching seven passes for 67 yards. He has caught at least four passes in 13 of his last 16 games, and at least six in five of his last six games.
- TE Mike Gesicki - Gesicki enjoyed a career day, matching his career high of three receptions while totaling a career-best 42 yards receiving and making his second career touchdown reception.
- CB Amani Oruwariye - Returned an interception 30-yards for a touchdown and made two tackles. The interception and touchdown were career firsts.
- LB Brandon Bell - Second on the team with eight tackles and made an interception at the Penn State 13 at the end of the third quarter.
- DE Shareef Miller - Had 2.0 sacks and five tackles in first career game.
- S Marcus Allen - Forced the third fumble of his career and recovered the second of his career in the second quarter, leading to a Barkley touchdown.

Kent State

- S Nate Holley - Made a game-high 17 tackles.
- DE Terrance Waugh - Stripped McSorley of the ball in the second quarter, leading to a fumble recovery for a touchdown. Also made seven tackles.

Key Drives

PENN STATE 1st Qtr, 5:19-1:56 - TOUCHDOWN

The Nittany Lions answered a Kent State field goal with a touchdown drive after taking over at their own 21. Barkley and McSorley picked up a first down on the ground, and then McSorley found Godwin along the sidelines for a 26-yard pick-up to the Kent State 41. Back-to-back rushes by Barkley netted 13 more yards and another first down. McSorley then found Godwin for seven and rushed for nine more himself to reach the Kent State 12. Barkley rushed to the four and then McSorley connected with Hamilton in the end zone on a slant over the middle for a touchdown.

PENN STATE 2nd Qtr, 8:43-8:02 - TOUCHDOWN

After Marcus Allen forced and recovered a fumble in Kent territory, Barkley rushed for six yards and then scampered down the right sideline, diving inside the pylon to complete a 7-yard touchdown run for a 13-6 lead.

The Rest

Kent State tied the game midway through the second quarter with a fumble recovery to a touchdown, but a pair of Tyler Davis field goals, Oruwariye's pick six and Gesicki's touchdown iced the win.

SCORING SUMMARY

	1	2	3	4	OT	F
KSU	3	10	0	0	-	13
PSU	6	10	10	7	-	33

1st	5:25	KSU	11-64/4:31/3-0
		Shane Hynes 26 yd field goal	
	1:56	PSU	9-79/3:23/3-6
		DaeSean Hamilton 4 yd pass from McSorley (PAT rush fail)	
2nd	11:33	KSU	10-49/5:23/6-6
		Shane Hynes 43 yd field goal	
	8:02	PSU	2-13/0:41/6-13
		Saquon Barkley 7 yd rush (Davis kick)	
	6:12	KSU	13-13
		Eloee Refuge 20 yd fumble recovery (Hynes kick)	
	1:47	PSU	12-49/4:18/13-16
		Tyler Davis 29 yd field goal	
3rd	14:05	PSU	13-23
		Amani Oruwariye 30 yd INT return (Davis kick)	
	4:22	PSU	8-49/2:39/13-26
		Tyler Davis 28 yd field goal	
4th	1:53	PSU	8-67/2:38/13-33
		Mike Gesicki 30 yd pass from McSorley (Davis kick)	

TEAM STATS

	KSU	PSU
First Downs	16	19
Rushing Yards	150	145
Passing Yards	129	209
Passing (C-A-Int)	14-28-2	16-31-0
Total Offense	279	354
Plays	69	69
Fumbles (#-Lost)	2-1	2-1
Penalties (#-Yards)	6-47	5-55
Possession Time	32:56	27:04
3rd-Down Conv.	5-17	5-14
Red-Zone	2-3	4-5
Touchdowns	0	2
Field goals	2	2

OTHER

Time of Game	3:27
Kent State	0-1, 0-0 MAC
Penn State	1-0, 0-0 B1G

INDIVIDUAL STATISTICS

RUSHING

Kent State-Rankin, Justin 13-82; Price, Kavious 2-31; Mitchell, Mylik 10-27; Agner, Justin 12-7; Matthews, Will 2-6; Holley, Nick 1-4; Bollas, George 1-minus 7.

Penn State-Barkley, Saquon 22-105; McSorley, Trace 14-47; Robinson, Andre 1-minus 2; TEAM 1-minus 5.

PASSING

Kent State-Agner, Justin 8-15-2-64; Mitchell, Mylik 6-12-0-65; Bollas, George 0-1-0-0.

Penn State-McSorley, Trace 16-31-0-209.

RECEIVING

Kent State-Holley, Nick 4-45; James, Raekwon 2-44; Rankin, Justin 2-15; White, Kris 1-12; Washington, Myles 1-9; Fackler, Brice 1-7; Calhoun, Ernest 1-4; Harrell, Trey 1-minus 3; Price, Kavious 1-minus 4.

Penn State-Godwin, Chris 7-67; Gesicki, Mike 3-49; Blacknall, Saeed 2-24; Hamilton, DaeSean 2-9; Thompkins, DeAndre 1-43; Barkley, Saquon 1-17.

TOP TACKLERS (T-UA-A)

Kent State-Holley, Nate 17-5-12; McRae, Juantez 8-4-4; Waugh, Terence 7-4-3; Monday, Demetrious 6-6-0; Cuthbert, Nick 6-2-4

Penn State-Cabinda, Jason 11-5-6; Bell, Brandon 8-3-5; Sickels, Garrett 6-1-5; Miller, Shareef 5-4-1; Allen, Marcus 5-2-3; Wartman-White, Nyeem 5-1-4; White, Antoine 5-1-4.

GAME 2

PENN STATE 39



42 PITT

HEINZ FIELD
ESPN

SEPT. 10, 2016
ATTN: 69,983



GAME RECAPS

PITTSBURGH - A 332-yard passing day for quarterback Trace McSorley and five total touchdowns by running back Saquon Barkley wasn't enough to overcome the strong rushing attack of Pitt in a 42-39 setback for the Nittany Lions in Heinz Field. The 69,983 in attendance marked the largest crowd ever at a city of Pittsburgh sporting event.

Barkley scored a career high five touchdowns and totaled 147 all-purpose yards, but the Pitt rushing attack, led by 117 yards from James Connor, was too much to overcome. Barkley's five touchdowns including four of the rushing variety, accounted for 30 points in the game. The 30 points rank tied for No. 4 in school history and is the first 30-point game for Penn State since Ki-Jana Carter had 30 points against Michigan State on Nov. 26, 1994. He is the first Big Ten player since Wisconsin's Melvin Gordon scored 30 points vs. Bowling Green in 2014.

The 81 points scored were the most combined points in the history of the 97-game Penn State-Pitt series.

Turning Point

Pitt led by as many as 21 points in the first half, but the game was in the hands of the Penn State offense trailing by three points with 3:56 remaining. After driving to the Pitt 32, McSorley's pass was intercepted in the end zone by Ryan Lewis and Pitt was able to kneel out the clock for the win.

Difference Makers

Penn State

- RB Saquon Barkley - Toted the ball 20 times for 85 yards, caught two passes for 45 yards and returned one kickoff for 17 yards to total 147 all-purpose yards. Netted five total touchdowns - four rushing - to become the first Big Ten player since 2014 (Melvin Gordon, vs. Bowling Green) to account for 30 points in a game. Is the first Nittany Lion with 30 points since Ki-Jana Carter (1994, vs. Michigan State) and his total is tied for No. 4 in single game scoring at Penn State.
- QB Trace McSorley - Set career-highs for completions (24), attempts (35) and passing yards (332). The 332 passing yards are No. 13 on the Penn State single season charts and mark his first career 300-yard passing game.
- WR DaeSean Hamilton - Brought in eight passes for 82 yards and caught a two-point conversion from McSorley in the fourth quarter.
- WR DeAndre Thompkins - Entered the season with three career grabs for 33 yards and made three catches for 87 yards vs. the Panthers. Now has four catches for 130 yards through two games in 2016.
- LB Nyeem Wartman-White - Posted nine tackles, including a career-high 3.0 tackles-for-loss. Of his nine

hits, seven were of the solo variety.

- DE Torrence Brown - A career-high six tackles and 2.0 tackles-for-loss were not enough for Brown vs. Pitt, as he added his first career forced fumble against the Panthers.
- CB John Reid - Recovered his second career fumble and added a career-high-tying five stops. Also returned four punts for 61 yards - including a career-long 59 yard scamper.

Pitt

- RB James Connor - Gained 117 yards on 22 carries and added a team-high-tying four catches for 29 yards, scoring one on the ground and once through the air.
- Pitt Rushing Attack - The Panthers watched as eight different players rushed the ball, with seven of them averaging more than 4.0 yards per carry.
- QB Nathan Peterman - Did work on the ground and through the air, compiling 91 yards passing and 52 yards rushing, while not getting sacked in the game. Completed 11-of-15 passes and threw three scoring strikes.
- WR Quadree Henderson - Henderson was effective through the air and on the ground, catching three passes for a team-high 47 yards, returning two kickoffs for 96 yards - including an 84-yarder that set up the eventual winning score - and rushing for 58 yards.

Key Drives

PENN STATE, 4th Qtr, 6:30-5:00 - TOUCHDOWN

Starting near midfield, Penn State drove it down to the Pitt two yard line, in large part on the arm of McSorley. A 27 yard completion to Juwan Johnson kick started the drive and a 19-yard connection with Hamilton pushed the Nittany Lions just three yards from paydirt. Barkley capitalized on the short yardage, needing two carries for his fourth rushing score of the game. Down four points after the touchdown, Penn State went for the two-point conversion, and McSorley found Hamilton on a scramble to make it a three-point game.

PENN STATE, 4th Qtr, 3:56-1:15 - INTERCEPTION

Penn State took the field with 3:56 to play and a chance to tie the game or take the lead for the first time. A Barkley rush for 11 yards started the drive and two plays later it looked as if McSorley had Hamilton down the home sideline for a score, but the ball fell to the turf. After a Pitt sack made it 4th-and-16, McSorley found Thompkins across the middle for a 34-yard gain to move the Nittany Lions to the Pitt 32. After a Barkley rush for one yard, McSorley looked towards the end zone, but his pass - intended for Irvin Charles - was intercepted by Ryan Lewis. Pitt knelled three times to run out the clock on the ensuing drive.

SCORING SUMMARY

	1	2	3	4	OT	F
PSU	7	7	7	18	-	39
PITT	14	14	7	7	-	42

1st	8:03	Pitt	10-99/4:43/0-7
		George Aston 1 yd run (Blewitt kick)	
	7:16	Pitt	2-12/0:38/0-14
		Quadree Henderson 7 yd pass from Peterman (Blewitt kick)	
	2:42	PSU	1-15/0:09/7-14
		Saquon Barkley 3 yd run (Davis kick)	
2nd	13:38	Pitt	9-74/4:04/7-21
		Scott Orndoff 2 yd pass from Peterman (Blewitt kick)	
	11:54	Pitt	3-30/1:07/7-28
		George Aston 3 yd run (Blewitt kick)	
	0:42	PSU	8-83/2:35/14-28
		Saquon Barkley 1 yd run (Davis kick)	
3rd	11:54	PSU	2-46/0:39/21-28
		Saquon Barkley 40 yd pass from McSorley (Davis kick)	
	7:24	Pitt	11-75/4:30/21-35
		James Connor 1 yd run (Blewitt kick)	
4th	13:42	PSU	7-68/2:04/28-35
		Saquon Barkley 1 yd run (Davis kick)	
	12:04	PSU	4-9/1:31/31-35
		Tyler Davis 38 yd field goal	
	10:24	Pitt	3-10/1:40/31-42
		James Connor 12 yd pass from Peterman (Blewitt kick)	
	5:00	PSU	6-60/1:30/39-42
		Saquon Barkley 2 yd run (Hamilton pass from McSorley)	

TEAM STATS

	PSU	PITT
First Downs	20	19
Rushing Yards	74	341
Passing Yards	332	91
Passing (C-A-Int)	24-35-1	11-15-1
Total Offense	406	432
Plays	66	71
Fumbles (#-Lost)	5-3	2-1
Penalties (#-Yards)	4-35	10-79
Possession Time	24:31	35:29
3rd-Down Conv.	2-10	4-12
Red-Zone	5-5	6-6
Touchdowns	4	6
Field goals	1	0

OTHER

Time of Game		3:44
Penn State	1-1, 0-0 B1G	
Pittsburgh	1-1, 0-0 ACC	

INDIVIDUAL STATISTICS

RUSHING

Penn State-Barkley, Saquon 20-85; Robinson, Andre 1-4; Allen, Mark 1-2; McSorley, Trace 9-minus 17.
PITT-Conner, James 22-117; Henderson, Quadree 4-58; Peterman, Nathan 8-52; Ollison, Qadree 9-36; Hall, Darrin 4-33; Whitehead, Jordan 1-28; Aston, George 4-14; Ford, Donte 1-6; TEAM 3-minus 3.

PASSING

Penn State-McSorley, Trace 24-35-1-332.
PITT-Peterman, Nathan 11-15-1-91.

RECEIVING

Penn State-Hamilton, DaeSean 8-82; Gesicki, Mike 4-47; Godwin, Chris 4-36; Thompkins, DeAndre 3-87; Barkley, Saquon 2-45; Johnson, Juwan 1-27; Allen, Mark 1-4; Polk, Brandon 1-4.
PITT-Conner, James 4-29; Orndoff, Scott 4-15; Henderson, Quadree 3-47.

TOP TACKLERS (T-UA-A)

Penn State-Wartman-White, Nyeem 9-7-2; Bell, Brandon 9-5-4; Allen, Marcus 8-4-4; Brown, Torrence 6-5-1; Golden, Malik 6-3-3; Bowen, Manny 5-5-0; Reid, John 5-3-2.
PITT-Lewis, Ryan 9-9-0; Whitehead, Jordan 7-4-3; Idowu, Oluwaseun 6-4-2; Webb, Terrish 5-5-0; Maddox, Avonte 5-4-1.



@PennStateFBall



PSUFBall

2016

PSUnvaled.com

GoPSUsports.com

GAME 3

TEMPLE 27



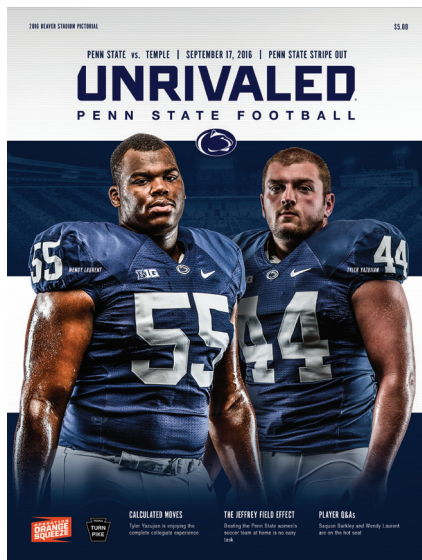
vs.



34 PENN STATE

BEAVER STADIUM
BTN

SEPT. 17, 2016
ATTN: 100,420



GAME RECAPS

UNIVERSITY PARK, Pa. - Trace McSorley connected on 18-of-24 passes for 287 yards and a touchdown, including a pair of 52-yard throws, and the Penn State defense held Temple to 38 yards rushing, as the Nittany Lions defeated Temple, 34-27, in front of a "Stripe Out" crowd.

Penn State led Temple by as many as two touchdowns in the first half, as Chris Godwin totaled 111 yards and a touchdown in the first 30 minutes. The Owls capitalized on Nittany Lion miscues in the second half to pull within three, 27-24, midway through the fourth quarter, but running back Saquon Barkley answered for Penn State by breaking off a 55-yard touchdown run with 7:20 remaining.

Penn State jumped out to a 21-7 lead in the first half. A 52-yard touchdown strike to Godwin for the game's first score was quickly answered by a 67-yard reception by Temple's Romond Deloatch, setting up an 8-yard touchdown run for running back Jahad Thomas. However, Penn State went back ahead with 2:50 remaining in the first quarter, as running back Andre Robinson capped a 13-play, 69-yard drive with three consecutive runs, including a 3-yard plunge into the end zone for his first career touchdown. McSorley capped a drive midway through the second quarter with a dive into the end zone for a 21-7 advantage.

Temple assembled a field goal drive just before the break to head into the locker room trailing 21-10.

The Nittany Lions restored their 14-point lead with a 40-yard Tyler Davis field goal just under six minutes into the second half. However, Penn State allowed a 9-yard touchdown drive and a 1-yard touchdown drive with only a Davis field goal in between after turnovers gave the Owls short fields.

Penn State's lead was down to 27-24, but Barkley's touchdown scamper resulted in a 34-24 lead that proved to be enough, as Temple could only muster a field goal for the final margin.

The 106 points scored by Penn State through three games is the most by a Nittany Lion team since the 2008 squad put up 166 points in that span (Coastal Carolina - 66; Oregon State - 45; at Syracuse - 55).

Turning Point

Temple appeared to have the momentum after an interception late in the third quarter and a fumble on a punt return midway through the fourth quarter resulted in two short touchdown drives. With the Penn State lead down to just three points, Barkley restored the Nittany Lions' two-score advantage with a 55-yard touchdown down run with 7:20 to go.

Difference Makers

Penn State

- LB Brandon Smith - The junior entered the game with just one tackle, but he made eight tackles, including

on assisting on a stop behind the line, and broke up a pass for a career day.

- Rushing Attack - Barkley, McSorley and Andre Robinson each rushed for a touchdown, marking the first time since last season's Rutgers contest that three different Lions rushed across the goal line.
- Run Defense - Penn State only yielded 38 yards on the ground for their best performance against the run since limiting Illinois to 37 yards last season.

Temple

- SS Delvon Randall - Randall setup both of Temple's second half touchdown drives. In the third quarter, he picked off McSorley at the Penn State 26 and returned it to the 9. The ensuing Temple offensive possession resulted in a touchdown and shrunk Penn State's lead to 24-17. Randall also recovered a fumble on a punt return at the Penn State 1 in the fourth quarter, setting up another touchdown drive that pulled the Owls within a field goal, 27-24.
- RB Jahad Thomas - Thomas was both Temple's leading receiver and rusher in his first game of the season. On the ground, Thomas scored two touchdowns and totaled 52 yards on 14 carries. He also caught six passes for 48 yards.

Key Drives

PENN STATE 1st Qtr, 8:47-2:50 - TOUCHDOWN

Penn State used the ground game for its next score rushing eight times for 47 yards on the drive. Once Penn State broke into the red zone, Robinson took it from there, rushing 12 yards to the Temple 6, before back-to-back 3-yard rushes resulting in his first career touchdown and 14-7 lead.

PENN STATE 2nd Qtr, 10:29-7:15 - TOUCHDOWN

After Robinson converted a fourth-and-1 at Temple's 44 with a 1-yard rush, McSorley connected with Godwin for 23-yard gain to the Temple 20. After a 2-yard Robinson rush, Polk hauled in a 14-yard pass at the 4. McSorley then took it himself after a holding penalty took out the intended receiver. McSorley just continued to roll right on the play and dove for the pylon for his first career rushing score and a 21-7 lead.

TEMPLE 4th Qtr, 7:20-2:10 - FIELD GOAL

Penn State only yielded three double-digit plays, the longest being a 13-yard reception on third-and-19, as Temple burned 5 minutes and 11 seconds to move within one score.

The Rest

DaeSean Hamilton recovered an onside kick but Penn State went three-and-out, giving Temple the ball after a punt with 37 seconds remaining. Walker's second pass attempt was intercepted by John Reid though to end the game.

SCORING SUMMARY

	1	2	3	4	OT	F
TEM	7	3	7	10	-	27
PSU	14	7	3	10	-	34

1st	9:35	PSU	Chris Godwin 52 yd pass from McSorley (Davis kick)	2-55/0:42/0-7
	8:54	TEM	Jahad Thomas 8 yd run (Jones kick)	2-75/0:41/7-7
	2:50	PSU	Andre Robinson 3 yd run (Davis kick)	13-69/5:57/7-14
2nd	7:15	PSU	Trace McSorley 2 yd run (Davis kick)	9-53/3:14/7-21
	0:04	TEM	Austin Jones 45 yd field goal	6-52/0:34/10-21
3rd	9:03	PSU	Tyler Davis 40 yd field goal	6-48/3:50/10-24
	1:56	TEM	Phillip Walker, Phillip 1 yd run (Jones kick)	4-9/2:09/17-24
4th	12:45	PSU	Tyler Davis 30 yd field goal	7-71/4:05/17-27
	8:10	TEM	Jahad Thomas 2 yd run (Jones kick)	3-1/1:44/24-27
	7:20	PSU	Saquon Barkley 55 yd run (Davis kick)	2-75/0:50/24-34
	2:10	TEM	Austin Jones 34 yd field goal	12-48/5:10/27-34

TEAM STATS

	TEM	PSU
First Downs	13	21
Rushing Yards	38	341
Passing Yards	286	287
Passing (C-A-Int)	25-34-1	18-24-1
Total Offense	324	403
Plays	62	61
Fumbles (#-Lost)	1-0	5-2
Penalties (#-Yards)	13-118	7-62
Possession Time	31:27	28:33
3rd-Down Conv.	3-13	2-9
Red-Zone	4-4	4-6
Touchdowns	3	2
Field goals	1	2

OTHER

Time of Game	3:26
Penn State	2-1, 0-0 B1G
Temple	1-2, 0-0 AAC

INDIVIDUAL STATISTICS

RUSHING

Temple-Thomas, Jahad 14-52; Sharga, Nick 3-4; Simpson, Cortrell 1-minus 1; Armstead, Ryquell 2-minus 4; Walker, Phillip 8-minus 13.

Penn State-Barkley, Saquon 9-68; Sanders, Miles 3-27; Robinson, Andre 6-24; Allen, Mark 6-17; McSorley, Trace 9-8; Hamilton, DaeSean 1-minus 12; TEAM 3-minus 16.

PASSING

Temple-Walker, Phillip 25-34-1-286.

Penn State-McSorley, Trace 18-24-1-287.

RECEIVING

Temple-Thomas, Jahad 6-48; Kirkwood, Keith 5-57; Yancy, Brodrick 4-31; Ellick, Marshall 3-41; Jennings, Adonis 3-23; Deloatch, Romond 1-67; Myarick, Chris 1-15; Armstead, Ryquell 1-2; Sharga, Nick 1-2.

Penn State-Godwin, Chris 7-117; Thompkins, DeAndre 3-36; Gesicki, Mike 2-62; Hamilton, DaeSean 2-50; Barkley, Saquon 2-7; Polk, Brandon 1-14; Allen, Mark 1-1.

TOP TACKLERS (T-UA-A)

Temple-Chandler, Sean 8-4-4; Reddick, Haason 75-2; Randall, Delvon 7-3-4; Williams, Avery 6-1-5; Marshall, Stephaun 5-2-3.

Penn State-Golden, Malik 9-3-6; Allen, Marcus 8-6-2; Smith, Brandon 8-4-4; Cothren, Parker 7-2-5; Cooper, Jake 5-1-4; Reid, John 4-2-2; Brown, Torrence 4-1-3.



@PennStateFBall



PSUfball

2016

PSUnrivalled.com

GoPSUsports.com

GAME 4

PENN STATE 10




vs.



49 MICHIGAN

MICHIGAN STADIUM
ABC

SEPT. 24, 2016
ATTN: 110,319



GAME RECAPS

ANN ARBOR, Mich. - Saquon Barkley totaled 136 all-purpose yards for Penn State, but an all-around performance by No. 4/5 Michigan gave the Wolverines a 49-10 victory over the Nittany Lions in the Big Ten football opener for both teams in Michigan Stadium.

Michigan built a 28-0 lead in the first half, while Penn State's lone touchdown came in the second half, an 8-yard completion from quarterback Trace McSorley to wide receiver Chris Godwin.

Barkley posted a career-high 77 yards receiving on five receptions and rushed for 59 yards on 15 carries. McSorley completed 16-of-27 pass attempts for 121 yards and a touchdown with one interception.

Seven different Michigan rushers totaled 329 yards and six touchdowns, led by De'Veon Smith's 107 yards and a touchdown on 12 attempts and Karan Higdon's 81 yards and two touchdowns on nine attempts.

Penn State was playing short-handed as all three starting linebackers - Brandon Bell, Jason Cabinda and Nyeem Wartman-White- were unavailable due to injury. The Nittany Lions' starting linebacker trio featured just three career combined starts as opposed to the 63 represented by the opening day trio. Starting middle linebacker Brandon Smith was then disqualified on the first play of the second quarter for targeting and his replacement, Jan Johnson, suffered a season-ending injury in the second quarter.

Safety Malik Golden led Penn State with a career-high 11 tackles, including eight solo and one for loss. True freshman linebacker Cam Brown made 10 stops in his first significant action. Sophomore linebacker Manny Bowen also had a career high of seven stops, while safety Marcus Allen had seven solo stops and two pass breakups.

Turning Point

Michigan's defense was able to pin Penn State in its own end and stop the Nittany Lions on fourth down near midfield early, giving its offense short fields. Michigan took advantage of the field position for touchdowns on each of their first three drives for a 21-0 lead early in the second quarter.

Difference Makers

Penn State

- RB Saquon Barkley - Barkley totaled 136 all-purpose yards as Penn State's leading rusher and receiver. He rushed 15 times for 59 yards and caught five passes for a career-high 77 yards.
- S Malik Golden - Golden made a career-high 11 tackles, including eight solo and one for loss.
- LB Cam Brown - The true freshman playing just his second game made 10 stops in his first significant action.
- WR Chris Godwin - Godwin scored Penn State's lone

touchdown on an 8-yard pass reception.

- QB Trace McSorley- McSorley completed 16-of-27 passes for 121 yards and a touchdown with one interception. He has thrown at least one touchdown in each of the last five games, dating back to the TaxSlayer Bowl.

Michigan

- Michigan Rushing Attack - Seven different rushers combined for 326 yards on 49 attempts, with five different rushers combining for six touchdowns.
- Michigan Defense - Held Penn State to 199 total yards and five different players totaled six sacks.
- QB Wilton Speight - Speight completed 15-of-24 passes for 152 yards and a touchdown in the first half and finished with 21 completions on 34 attempts for 189 yards.
- LB Ben Gedeon - Gedeon made 11 tackles including 1.5 for loss.
- LB/DB Jabrill Peppers - Peppers returned a punt 53 yards, setting up a touchdown drive.

Key Drives

MICHIGAN 1st Qtr, 13:02-9:51 - TOUCHDOWN

The Wolverines started their first offensive possession at the Penn State 24 after Jabrill Peppers returned a 61-yard Blake Gillikin punt 53 yards to the 9, only to have a personal foul move the ball back to the 24. QB Wilton Speight went 4-for-5 on passing attempts, guiding Michigan to the 1-yard line. Khalid Allen then punched it in on fourth-and-1 for the touchdown.

MICHIGAN 1st Qtr, 7:27-3:57 - TOUCHDOWN

Michigan once again benefited from good field position as its defense stopped Penn State on fourth down at the Michigan 46. Speight once again engineered the drive, completing 4-of-5 passes for 45 yards, including a long of 25 to Jake Butt to convert a third-and-6 and move Michigan inside the red zone at the 14. De'Veon Smith rushed it in from two yards out for the touchdown and a 14-0 lead.

PENN STATE 2:42 (3rd Qtr)-11:22 (4th Qtr) - TOUCHDOWN

McSorley rushed for a yard on fourth-and-1 at his own 35 and a pass interference penalty on third-and-14 moved Penn State to midfield. McSorley then found Gesicki on third-and-7 for a 12-yard gain to the Michigan 39. Another pass interference put Penn State just outside the red zone at the 21. An 11-yard reception by DaeSean Hamilton, a 2-yard rush by Barkley setup an 8-yard touchdown completion to Chris Godwin, but Michigan still led, 35-10.

The Rest

Michigan added a pair of rushing touchdowns late, taking advantage of an interception, for the final margin.

SCORING SUMMARY

	1	2	3	4	OT	F
PSU	0	0	3	7	-	10
MICH	14	14	7	14	-	49

1st	9:35	MICH	7-41/3:11/0-7
		Khalid Hill 1 yd run (Allen kick)	
	3:57	MICH	9-54/3:30/0-14
		De'Veon Smith 2 yd run (Allen kick)	
2nd	14:09	MICH	9-64/3:14/0-21
		Deven Asiasi 3 yd pass from Speight (Allen kick)	
	0:46	MICH	13-80/7:01/0-28
		Jake Butt 9 yd pass from Speight	
3rd	9:03	PSU	8-71/2:01/3-28
		Tyler Davis 21 yd field goal	
	2:42	MICH	9-80/3:42/3-35
		Chris Evans 3 yd run (Allen kick)	
4th	11:22	PSU	13-75/6:20/10-35
		Chris Godwin 8 yd pass from McSorley (Davis kick)	
	6:11	MICH	10-76/5:11/10-42
		Karan Higdon 40 yd run (Allen kick)	
	2:04	MICH	4-31 yards/1:13/10-49
		Ty Isaac 3 yd run (Allen kick)	

TEAM STATS

	PSU	MICH
First Downs	12	25
Rushing Yards	70	326
Passing Yards	121	189
Passing (C-A-Int)	16-27-1	21-35-0
Total Offense	191	515
Plays	55	84
Fumbles (#-Lost)	1-1	0-0
Penalties (#-Yards)	2-13	7-80
Possession Time	24:11	35:49
3rd-Down Conv.	2-12	11-16
Red-Zone	2-2	6-6
Touchdowns	1	6
Field goals	1	0

OTHER

Time of Game	3:20
Penn State	2-2, 0-1 B1G
Michigan	4-0, 1-0 B1G

INDIVIDUAL STATISTICS

RUSHING

Penn State-Barkley, Saquon 15-59; Sanders, Miles 2-14; Robinson, Andre 1-3; Allen, Mark 1-0; McSorley, Trace 9-minus 6.

Michigan-Smith, De'Veon 12-107; Higdon, Karan 9-81; Isaac, Ty 11-74; Evans, Chris 8-56; Speight, Wilton 2-9; Hill, Khalid 2-2; McDoom, Eddie 2-1; TEAM 3-minus 4.

PASSING

Penn State-McSorley, Trace 16-27-1-121.
Michigan-Speight, Wilton 21-34-0-189; O'Korn, John 0-1-0-0.

RECEIVING

Penn State-Barkley, Saquon 5-77; Gesicki, Mike 5-23; Thompkins, DeAndre 3-minus 1; Hamilton, DaeSean 1-11; Godwin, Chris 1-8; Sanders, Miles 1-3.

Michigan-Darboh, Amara 7-44; Butt, Jake 4-42; Smith, De'Veon 3-16; Perry, Grant 2-22; Chesson, Jehu 1-18; Hill, Khalid 1-15; Poggi, Henry 1-15; Evans, Chris 1-14; Asiasi, Devin 1-3.

TOP TACKLERS (T-UA-A)

Penn State-Golden, Malik 11-8-3; Brown, Cam 10-4-6; Allen, Marcus 7-7-0; Bowen, Manny 7-3-4; Cooper, Jake 6-2-4.

Michigan-Gedeon, Ben 11-3-8; Thomas, Dymonte 8-7-1; Hurst, Maurice 6-3-3; Peppers, Jabrill 5-3-2; Godin, Matt 4-3-1.



@PennStateFBall



PSUfball

2016

PSUnvaled.com

GoPSUsports.com

GAME 5

MINNESOTA 26 **29 PENN STATE**



vs.



BEAVER STADIUM
BTN

OCT. 1, 2016
ATTN: 95,332



GAME RECAPS

UNIVERSITY PARK, Pa. - Saquon Barkley broke through the Minnesota defense on Penn State's first offensive snap in overtime, allowing the Nittany Lions to reclaim the Governor's Victory Bell with a 29-26 win over the Golden Gophers in Big Ten football action in Beaver Stadium.

Penn State was also led by sophomore quarterback Trace McSorley, who accounted for 408 yards of total offense - 335 passing and 74 rushing - to mark the third-highest total in school history.

Minnesota led 13-3 at halftime, but the Nittany Lions rallied with 17 points on three consecutive possessions in the third quarter. Minnesota fought back as running back Shannon Brooks broke free for 37 yards to tie the game with 13:29 to go, and Emmit Carpenter scored the go-ahead points with a 37-yard field goal with 54 seconds remaining in regulation.

Penn State started at its own 25 after a touchback, and got rolling on third-and-10 on a 20-yard pass to Chris Godwin. A 7-yard reception by DeAndre Thompkins to the Minnesota 48 and a spike by McSorley stopped the clock with 20 seconds. The Nittany Lions looked to throw on the ensuing play, but the Gophers left the left side of the field open and McSorley scrambled for 26 yards out-of-bounds to the Minnesota 22 with 11 seconds remaining.

McSorley took one shot at the end zone, but his pass for Godwin fell incomplete. After a Minnesota timeout, Davis drilled a 40-yard field goal with two seconds remaining to force overtime.

Penn State won the coin toss and elected to play on defense first. Nittany Lion defensive end Evan Schwann sacked quarterback Mitch Leidner on second down for a 4-yard loss, and pressure from Garrett Sickels forced an incompleteness and fourth down. Carpenter drilled a 46-yard field goal attempt down the middle to give Minnesota a 23-20 lead.

The lead was short-lived though, as Barkley found a hole, juiced a Minnesota defender and outran the rest for a touchdown on Penn State's first snap.

Penn State totaled 471 yards of total offense, it's most since racking up an identical total against Rutgers in 2015.

Turning Point

Minnesota seemed to have all of the momentum after scoring 10 points in the final 2:06 of the second quarter. Both teams traded punts to start the third quarter, but then Penn State scored on its next three consecutive possessions. Wide receiver Irvin Charles broke a tackle for an 80-yard touchdown reception to cut the deficit to three, Tyler Davis connected on a 27-yard field goal to tie it, and then quarterback Trace McSorley used his feet on a 6-yard touchdown for Penn State's first lead, 20-13, with 2:27 to go in the third quarter.

Difference Makers

Penn State

- QB Trace McSorley - McSorley connected on 19-of-41 pass attempts for a career-high 335 yards. He also had a team-high and career-high 73 on the ground on eight attempts.
- RB Saquon Barkley - Barkley rushed for 63 yards on 20 attempts. Minnesota contained him for much of the second half, but Barkley's 25-yard touchdown run was his longest of the game and clinched the victory.
- TE Mike Gesicki - Gesicki finished with five catches for 73 yards, including a career-long 53-yard reception that setup McSorley's third quarter touchdown run.
- WR Chris Godwin - Caught four passes for 97 yards, with his biggest being a 36-yard reception to setup a third quarter field goal and a 20-yard reception on the game-tying drive in the final minute of the fourth.
- S Marcus Allen - Allen made a career-high 22 stops in the game, the most by a Penn State player since Paul Posluszny made 22 stops at Northwestern in 2005.
- K Tyler Davis - Converted all three field goal attempts, matching his season high of 40 yards to force overtime. He has now made 17 consecutive field goals for a Penn State record.
- CB Jordan Smith - Smith earned his first career interception in the third quarter, picking off Leidner in the end zone. It was the first time this season Minnesota had broken into the red zone and failed to score.

Minnesota

- QB Mitch Leidner - Leidner completed 24-of-40 passes for 241 yards and one touchdown.
- RBs Shannon Brooks and Rodney Smith - Brooks and Smith both broke 100 yards rushing each. Smith rushed for 104 yards on 23 carries, and Smith rushed for 100 yards on 14 carries and found the end zone once.
- WR Brian Smith - Smith caught seven passes for 101 yards.
- WR Drew Wolitarsky - Wolitarsky caught seven passes for 69 yards and a touchdown.

SCORING SUMMARY

	1	2	3	4	OT	F
MINN	3	10	0	10	3	26
PSU	0	3	17	3	6	29

1st	0:55	MINN	Emmit Carpenter 37 yd field goal	10-53/4:08/3-0
2nd	12:00	PSU	Tyler Davis 19 yd field goal	7-73/3:49/3-3
	2:06	MINN	Drew Wolitarsky 9 yd pass from Leidner (Carpenter kick)	9-63/4:41/10-3
	0:01	MINN	Emmit Carpenter 35 yd field goal	9-70/1:12/13-3
3rd	9:54	PSU	Irvin Charles 80 yd pass from McSorley (Davis kick)	3-80/0:52/13-10
	7:28	PSU	Tyler Davis 27 yd field goal	5-33/0:57/13-13
	2:27	PSU	Trace McSorley 6 yd run (Davis kick)	6-85/2:06/13-20
4th	13:29	MINN	Shannon Brooks 37 yd run (Carpenter kick)	8-87/3:58/20-20
	0:54	MINN	Emmit Carpenter 37 yd field goal	11-58/4:40/23-20
	0:02	PSU	Tyler Davis 40 yd field goal	8-53/0:52/23-23
OT	15:00	MINN	Emmit Carpenter 46 yd field goal	4--3/0:00/26-23
	15:00	PSU	Saquon Barkley 25 yd run	1-25/0:00/26-29

TEAM STATS

	MINN	PSU
First Downs	31	19
Rushing Yards	228	136
Passing Yards	241	335
Passing (C-A-Int)	24-41-1	19-42-0
Total Offense	469	471
Plays	89	70
Fumbles (#-Lost)	0-0	0-0
Penalties (#-Yards)	8-83	5-65
Possession Time	36:47	23:13
3rd-Down Conv.	6-17	4-15
Red-Zone	4-5	3-3
Touchdowns	1	1
Field goals	3	2

OTHER

Time of Game	3:51
Minnesota	3-1, 0-1 B1G
Penn State	3-2, 1-1 B1G

INDIVIDUAL STATISTICS

RUSHING

Minnesota-Smith, Rodney 23-104; Brooks, Shannon 14-100; McCrary, Kobe 4-18; Leidner, Mitch 7-6.
Penn State-McSorley, Trace 8-73; Barkley, Saquon 20-63.

PASSING

Minnesota-Leidner, Mitch 24-40-1-241; TEAM 0-1-0-0.
Penn State-McSorley, Trace 19-41-0-335; TEAM 0-1-0-0.

RECEIVING

Minnesota-Smith, Brian 7-101; Wolitarsky, Drew 7-69; Smith, Rodney 4-39; Johnson, Tyler 2-17; Beebe, Colton 2-10; Brooks, Shannon 1-3; Wozniak, Nate 1-2.
Penn State-Gesicki, Mike 5-70; Godwin, Chris 4-97; Thompkins, DeAndre 4-72; Hamilton, DaeSean 3-17; Charles, Irvin 1-80; Robinson, Andre 1-2; Barkley, Saquon 1-minus 3.

TOP TACKLERS (T-UA-A)

Minnesota-Travis, Damarius 9-4-5; Winfield, Antoine 8-6-2; Celestin, Jonathan 8-4-4; Myrick, Jalen 6-5-1; Lynn, Jack 5-2-3; McGhee, Duke 5-0-5.
Penn State-Allen, Marcus 22-8-14; Brown, Cam 9-6-3; Bowen, Manny 7-5-2; Haley, Grant 7-2-5; Smith, Brandon 7-2-5; Apke, Troy 6-3-3.



@PennStateFBall



PSUFBall

2016

PSUnrivaled.com

GoPSUsports.com

GAME 6

MARYLAND 14



vs.



38 PENN STATE

BEAVER STADIUM
BTN

OCT. 8, 2016
ATTN: 100,778



GAME RECAPS

UNIVERSITY PARK, Pa. - Running back Saquon Barkley and quarterback Trace McSorley combined for 283 of Penn State's 372 rushing yards to lead the Nittany Lions past Maryland, 38-14.

It was Penn State's most prolific rushing game against an FBS or Big Ten opponent since posting 390 against Michigan State in 2002, and the 372 yards rank as its third-most against a Big Ten opponent.

Barkley posted a career-high 202 yards and a touchdown on a career-high 31 carries to lead Penn State, while McSorley set career highs on the ground with 18 carries for 81 yards and a touchdown. He also added two more touchdowns through the air, including a 70-yarder to DeAndre Thompkins, and finished the game completing 10-of-19 attempts for 152 yards.

The Nittany Lions essentially flipped the script on offense. Entering the contest, Penn State was only averaging 108.2 yards rushing per game while Maryland was averaging 300.0, but the Lions held the Terrapins to just 170 yards on the ground. Maryland was also averaging 466.2 yards of total offense to Penn State's 365.0, but the Nittany Lions held the advantage in the category, 524-270. Maryland was also averaging 43.2 points per game and just 14.5 points allowed.

Penn State's 524 yards of total offense was its most since 2013 against Eastern Michigan (574), as the Nittany Lions ran 81 plays to Maryland's 54. A total of 62 of Penn State's plays were on the ground - it's the most ever in a Big Ten game.

Penn State never trailed, receiving the opening kickoff and marching 84 yards on seven plays for an eventual 5-yard touchdown reception by tight end Mike Gesicki, largely on the feet of Barkley and McSorley. A short pass from Maryland quarterback Perry Hills to Ty Johnson turned into a 66-yard touchdown reception to tie the game at 7-7 midway through the first quarter, but a Tyler Davis field goal and rushing touchdowns by McSorley and Barkley overcame Maryland's only other score in the second quarter, and the Lions never looked back from a 24-14 halftime lead.

Turning Point

Maryland looked to have the momentum moving into the halftime break after covering 37 yards on three plays for a touchdown, pulling within three points and leaving just 41 seconds on the clock after the kickoff. However, Saquon Barkley needed only three plays to cover 70 yards. He rushed for 25 yards on his first carry and was stuffed for no gain on the next, but he broke free for a 45-yard touchdown run on the next to give Penn State a 24-14 lead. The Nittany Lions shutout Maryland in the second half and added two more touchdowns.

Difference Makers Penn State

- **QB Trace McSorley** - McSorley totaled 233 yards of total offense and accounted for three touchdowns. He gained a career-high 81 yards on a career-high 18 carries with one touchdown, while also throwing a 70-yard touchdown pass to DeAndre Thompkins and a 5-yard touchdown pass to Mike Gesicki. McSorley completed 10-of-19 passed for 152 yards. Four of McSorley's carries were for 12 or more yards, including a long of 25, and his 81 rushing yards were the most by a Penn State QB since Daryll Clark rushed for 83 against Illinois in 2009.
- **RB Saquon Barkley** - Barkley received a career-high 31 carries for 202 yards and a 45-yard touchdown. Six of his carries went for 13 or more yards.
- **LB Brandon Smith** - Smith came off the bench to make a career-high 14 tackles and his first career interception.
- **WR DeAndre Thompkins** - Thompkins matched his career high with four receptions and set a career high with 91 yards receiving, including a career-best 70-yard touchdown grab.
- **Penn State Defense** - Ten different Lions combined for 10.0 tackles for loss. Linebacker Koa Farmer, who made his first career start, led with 1.5 TFLs, a forced fumble and a sack. Also contributing to the Lions' total of four sacks were defensive ends Evan Schwan and Garrett Sicksels and defensive tackle Kevin Givens.

Key Drives

PENN STATE, 1st Qtr, 15:00-12:33 - TOUCHDOWN

Penn State marched down the field on its opening drive with big plays. McSorley opened the drive with a 21-yard completion to DaeSean Hamilton. The ground game then took over as Barkley followed a 3-yard rush with a 17-yarder. McSorley then found space for 17 yards and Barkley followed with a 20-yard rush to the Maryland 6-yard line. After a rush for no gain, McSorley connected with Gesicki for a 5-yard touchdown completion.

PENN STATE, 2nd Qtr, 10:24-6:06 - TOUCHDOWN

Penn State's two pass attempts on the drive fell incomplete, but it's nine rushing plays were good enough. McSorley got the drive rolling on the second play with a 25-yard run to the Maryland 43. Mark Allen gained 10 yards on two rushes for a first down, and two runs each by McSorley and Barkley advanced the ball to the 14. A Barkley touchdown run on third-and-7 was called back on a holding penalty, but a pass interference penalty on the next play gave Penn State first-and-goal at the nine. McSorley called his own number on the next snap and threaded his way through the Maryland defense for a touchdown.

SCORING SUMMARY

	1	2	3	4	OT	F
MD	7	7	0	0	-	14
PSU	7	17	7	7	-	38

1st	12:33	PSU	7-84/2:270-7
		Mike Gesicki 5 yd pass from McSorley (Davis kick)	
	7:13	UMD	5-81/1:437-7
		Ty Johnson 66 yd pass from Hills (Greene kick)	
2nd	12:20	PSU	12-42/4:467-10
		Tyler Davis 30 yd field goal	
	6:06	PSU	10-67/4:187-17
		Trace McSorley 9 yd run (Davis kick)	
	0:52	UMD	3-37/1:0314-17
		Tyrrell Pigrome 7 yd run (Greene kick)	
	0:15	PSU	3-70/0:2614-24
		Saquon Barkley 45 yd run (Davis kick)	
3rd	0:00	PSU	2-70 yards/0:4214-31
		DeAndre Thompkins 70 yd pass from McSorley (Davis kick)	
4th	5:15	PSU	5-51/2:2514-38
		Miles Sanders 25 yd run (Davis kick)	

TEAM STATS

	MD	PSU
First Downs	11	28
Rushing Yards	170	372
Passing Yards	100	152
Passing (C-A-Int)	10-16-1	10-19-0
Total Offense	270	524
Plays	54	81
Fumbles (#-Lost)	1-1	2-1
Penalties (#-Yards)	5-54	7-50
Possession Time	25:00	35:00
3rd-Down Conv.	4-13	5-13
Red-Zone	1-2	3-4
Touchdowns	1	2
Field goals	0	1

OTHER

Time of Game	3:14
Maryland	4-1, 1-1 B1G
Penn State	4-2, 2-1 B1G

INDIVIDUAL STATISTICS

RUSHING

Maryland-Harrison, Lorenzo 6-76; Pigrome, Tyrrell 10-39; Morgan, Telrick 2-24; Hills, Perry 9-16; Johnson, Ty 5-11; Edmunds, Trey 3-8; Goins, Kenneth 1-2; TEAM 1-minus 1; Funk, Jake 1-minus 5.

Penn State-Barkley, Saquon 31-202; McSorley, Trace 18-81; Stevens, Tommy 4-36; Allen, Mark 7-31; Sanders, Miles 1-25; TEAM 1-minus 3.

PASSING

Maryland-Pigrome, Tyrrell 5-9-0-28; Hills, Perry 5-7-1-72. Penn State-McSorley, Trace 10-19-0-152

RECEIVING

Maryland-Moore, D.J. 4-15; Johnson, Ty 2-69; Jacobs, Lavern 2-13; Morgan, Telrick 2-3.

Penn State-Thompkins, DeAndre 4-91; Gesicki, Mike 4-26; Hamilton, DaeSean 2-35.

TOP TACKLERS (T-UA-A)

Maryland-Cockerille, Shane 13-7-6; Woods, Josh 9-5-4; Braglio, Roman 8-5-3; Keihn, Melvin 8-2-6; Carter, Jermaine 7-3-4; Savage, Darnell 6-5-1; Opara, Kingsley 6-3-3.

Penn State-Smith, Brandon 14-2-12; Allen, Marcus 7-3-4; Golden, Malik 6-3-3; Reid, John 5-3-2; Farmer, Koa 5-1-4; Bowen, Manny 5-1-4.



@PennStateFBall



PSUFBall

2016

PSUnrivalled.com

GoPSUsports.com

GAME 7

OHIO STATE 21

vs.

24 PENN STATE

BEAVER STADIUM ABC OCT. 22, 2016
ATTN: 107,280



GAME RECAPS

UNIVERSITY PARK, Pa. - Grant Haley returned a field goal blocked by Marcus Allen 60 yards for the game-winning touchdown, as Penn State erased a 14-point deficit in the fourth quarter to defeat No. 2 Ohio State, 24-21, Saturday night in front of a Penn State White Out crowd of 107,280 in Beaver Stadium. The Buckeyes had won 78 straight games when leading by 14 or more points in the fourth quarter.

Penn State used big plays on offense and a pair of special teams plays to score 17 points in the fourth quarter.

It marked the first time Penn State defeated a Top 2 team since winning at No. 1 Notre Dame in 1990, and the first win at home over a Top 2 team since downing No. 2 Nebraska, 27-24, in 1982. The victory was also Penn State's first over a ranked opponent since 2013 (Wisconsin).

Penn State also snapped Ohio State's streak of 20 consecutive road wins, and it was the first road loss under head coach Urban Meyer.

Ohio State punted to start the fourth quarter and pinned the Nittany Lions on their own 10, but the Nittany Lions covered 90 yards on just five plays, highlighted by running back Saquon Barkley breaking free for 37 yards, and then quarterback Trace McSorley finding wide receiver Saeed Blacknall down the left sideline for 35 yards to the 2. McSorley rushed it himself on second-and-goal to pull within a touchdown, 21-14.

The Lion defense forced an Ohio State three-and-out and freshman linebacker Cam Brown blocked the Buckeyes' punt, setting up a Tyler Davis field goal with 9:33 remaining, cutting the deficit to just four.

Ohio State reached the Penn State 28 on its ensuing possession and attempted a 45-yard field goal, but it was blocked by Allen and Haley scooped it and scored, running 60-yards down the sideline to give Penn State a 24-21 lead.

The Buckeyes took over from their own 11 with 4:21 remaining, but did not get past their own 42. Jordan Smith broke up a deep pass on second-and-10 from the 42, and then Jason Cabinda sacked quarterback J.T. Barrett for a loss of 13 yards on third down. On fourth-and-23, Evan Schwan and Kevin Givens sacked Barrett again to seal the win.

Ohio State had not relinquished the lead until Haley's touchdown score.

The first quarter was scoreless as Ohio State was limited to two first downs and Penn State had four. It was the first time Ohio State had been held scoreless all season. The Buckeyes used a field goal to get on the scoreboard at the start of the second quarter, and extended the lead to 12-0 on a 26-yard touchdown pass to tight end Marcus Baugh and another field goal.

Penn State managed to get on the scoreboard just before the halftime break. The Lions drove 74 yards on seven plays in just one minute, as Chris Godwin hauled

in a 20-yard touchdown reception with just nine seconds remaining.

Ohio State took a 19-7 lead early in the third quarter on a 74-yard touchdown run by Curtis Samuel and a safety on a bad snap extended the lead to 21-7 before Penn State rallied in the fourth.

Difference Makers

Penn State

- S Marcus Allen and CB Grant Haley - Allen and Haley teamed up for the game-winning touchdown, as Allen's field goal block was scooped up by Haley, who took it 60 yards for a touchdown.
- QB Trace McSorley - McSorley rushed and threw for a touchdown for a third consecutive game. He completed 8-of-23 passing attempts for 154 yards, and rushed for 63 yards on 19 attempts.
- RB Saquon Barkley - Barkley totaled 99 yards on 12 carries with a long of 37.
- LB Brandon Bell - Bell returned from injury and led the Nittany Lions with 18 tackles, including a sack.
- LB Jason Cabinda - Cabinda, playing in his first game since the season opener due to injury, made 13 tackles, a sack and 2.0 tackles for loss.
- DE Garrett Sickels - Sickels made a career-high nine tackles, 2.5 sacks and 3.5 TFLs, all in the second half.
- Defense - Led by Sickels, defense had a season-high 11.0 tackles for loss. It was also the most TFLs for Penn State since Maryland (11.0) last season.

Key Drives

PENN STATE, 1st Qtr, 1:09-0:09 - TOUCHDOWN

Not content to run the clock out, Penn State drove 74-yards on seven plays in exactly one minute, as Chris Godwin hauled in a 20-yard touchdown pass. A 19-yard completion to Godwin on third-and-8 from Penn State's 28 moved the Nittany Lions to midfield at the 47, and then after a 1-yard sack, McSorley found DaeSean Hamilton down the right sideline for 34 yards to the 20. After an incompletion, McSorley found Godwin who out-fought his defender for the ball.

OHIO STATE, 4th Qtr, 9:28-4:27 - BLOCKED FG RETURNED FOR TOUCHDOWN

Ohio State started at its own 13, but methodically moved down the field, aided by a 34-yard reception by Noah Brown to the Penn State 42. The drive stalled at the 28 though, and Marcus Allen blocked the 45-yard field goal attempt and returned it 60 yards for the game-winning touchdown.

SCORING SUMMARY

	1	2	3	4	OT	F
OSU	0	12	9	0	-	21
PSU	0	7	0	17	-	24

2nd	14:55	OSU	5-22/0:43/3-0
		Tyler Durbin 33 yd field goal	
	4:53	OSU	11-78/5:09/9-0
		Marcus Baugh 26 yd pass from Barrett (Durbin kick failed)	
	1:14	OSU	9-58/2:22/12-0
		Tyler Durbin 30 yd field goal	
	0:09	PSU	7-74/1:00/12 -7
		Chris Godwin 20 yd pass from McSorley (Davis kick)	
3rd	10:10	OSU	3-82/1:24/19-7
		Curtis Samuel 74 yd run (Durbin kick)	
	8:31	OSU	21-7
		TEAM safety	
4th	13:32	PSU	5-90/1:20/21-14
		Trace McSorley 2 yd run (Davis kick)	
	9:33	PSU	6-12/2:09/21-17
		Tyler Davis 34 yd field goal	
	4:27	PSU	21-24
		Grant Haley 60 yd blocked FG return (Davis kick)	

TEAM STATS

	OSU	PSU
First Downs	19	13
Rushing Yards	168	122
Passing Yards	245	154
Passing (C-A-Int)	28-43-1	8-23-0
Total Offense	413	276
Plays	83	60
Fumbles (#-Lost)	2-0	2-1
Penalties (#-Yards)	8-45	1-5
Possession Time	37:19	22:41
3rd-Down Conv.	9-22	2-13
Red-Zone	2-2	3-4
Touchdowns	0	2
Field goals	2	1

OTHER

Time of Game		3:32
Ohio State	6-1, 3-1	B1G
Penn State	5-2, 3-1	B1G

INDIVIDUAL STATISTICS

RUSHING

Ohio State-Weber, Mike 21-71; Samuel, Curtis 2-71; Barrett, J.T. 17-26.

Penn State-Barkley, Saquon 12-99; McSorley, Trace 19-63; Godwin, Chris 1-13; Sanders, Miles 1-minus 10; TEAM 4-minus 43.

PASSING

Ohio State-Barrett, J.T. 28-43-0-245.

Penn State-McSorley, Trace 8-23-0-154.

RECEIVING

Ohio State-Samuel, Curtis 8-68; Weber, Mike 8-36; Baugh, Marcus 5-55; Brown, Noah 3-45; Wilson, Dontre 2-16; McLaurin, Terry 1-19; Campbell, Parris 1-6.

Penn State-Gesicki, Mike 4-46; Godwin, Chris 2-39; Blacknall, Saeed 1-35; Hamilton, DaeSean 1-34.

TOP TACKLERS (T-UA-A)

Ohio State-Hooker, Malik 7-2-5; McMillan, Raekwon 6-5-1; Hubbard, Sam 6-4-2; Holmes, Jalyn 4-2-2; Baker, Jerome 4-2-2.

Penn State-Bell, Brandon 19-8-11; Cabinda, Jason 12-2-10; Bowen, Manny 11-4-7; Sickels, Garrett 9-3-6; Allen, Marcus 7-2-5; Golden, Malik 6-3-3.

GAME 8

PENN STATE 62



vs.



24 PURDUE

OFFICIAL PURDUE FOOTBALL GAMEDAY PROGRAM '15



ROSS-ADE STADIUM
ABC/ESPN2

OCT. 29, 2016
ATTN: 33,157

GAME RECAPS

WEST LAFAYETTE, Ind. - After heading into halftime tied at 17, No. 24 Penn State scored 17 straight to open the third quarter and outscored Purdue 45-7 in the second half on its way to a 66-24 victory on Saturday afternoon inside Ross-Ade Stadium.

The Nittany Lions had six scoring drives of under two minutes on their way to the first 60-point scoring game since the 2008 season (66 vs. Coastal Carolina). Their 62 points scored are the most against a Big Ten opponent since 2005 when Penn State claimed a 63-10 victory at Illinois.

Saquon Barkley racked up career highs with 207 rushing yards and 277 (207 rushing, 70 receiving) all-purpose yards. His 277 all-purpose yards are a Penn State sophomore record and his 207 rushing yards make him the first Penn Stater since Larry Johnson (four times, 2002) to eclipse the 200-yard mark twice in the same season since 2002. The rushing total ranks No. 21 on the school single game rushing charts and are the most by a Nittany Lion since Larry Johnson had 279 against Michigan State in 2002.

The backfield carried the load for Penn State, as six Nittany Lions combined for 257 yards on just 38 carries, led by Barkley's 207 yards on 18 totes (11.5 ypc). Barkley and redshirt-freshman Andre Robinson each scored twice on the ground, with Mark Allen adding another rushing score in the fourth quarter. Miles Sanders added his first career receiving touchdown to give the backfield six total scores on the day.

The defense and special teams forced four turnovers in the game, the most by Penn State since pressuring Maryland into five turnovers in 2015. Brandon Smith and Christian Campbell each pulled down their second career interceptions, with Kevin Givens and Jordan Smith each posting their first career fumble recoveries. Jason Cabinda led the charge with a game-high nine tackles.

Turning Point

Brandon Smith started the second half at middle linebacker and pulled down his second career interception on the third play from scrimmage. Smith returned the interception 22 yards and four plays later, Trace McSorley found Chris Godwin for a 1-yard touchdown pass to make it 24-17 in favor of the Blue and White. The Nittany Lions would go on to outscore Purdue by 38 points, 45-7, in the second half.

Difference Makers

Penn State

- RB Saquon Barkley - Carried 18 times for a career-high 207 yards and two touchdowns, while adding 70 yards receiving on three catches. The 207 rushing yards rank No. 21 on Penn State's single game rushing charts and are his second 200-yard effort of the season. His 277 all-purpose yards mark a career high, as well, and set the Penn State sophomore record.

A good chunk of those yards came on an 81-yard touchdown run in the fourth quarter.

- Penn State RBs - The quartet of Barkley, Mark Allen, Andre Robinson and Miles Sanders combined for 328 yards of total offense (237 rushing, 91 receiving) and six touchdowns. Barkley and Robinson each rushed for two scores, while Sanders caught a 21-yard touchdown pass and Allen rumbled in from 1-yard out for a score.
 - Trace McSorley - Posted his fifth career 200-yard passing game with 228 yards through the air. He is tied for 14th with Doug Strang (1982-83) in the Penn State career ledger and ninth in the season ledger, also with Strang (1983).
 - WR Chris Godwin - Caught five passes for 58 yards, including two touchdown grabs, which tie a career high (Michigan State, 2015). His two scoring grabs give him 12 for his career and move him into the No. 10 spot on the career touchdown receptions list. He also moved into the Top 10 in career receiving yardage (1,844), passing current assistant head coach and cornerbacks coach Terry Smith (1988-91) and Jack Curry (1965-67) to move into 10th.
 - LB Jason Cabinda - Posted a game-high nine tackles - six solo - to give him at least nine stops in all three games he has appeared in this season.
 - LB Brandon Smith - Nabbed his second career interception and returned it 22 yards to set up Penn State's first touchdown of the season half. Also added four tackles.
 - Fumble Recoveries - Jordan Smith and Kevin Givens each posted their first career fumble recoveries in the game. Smith fell on a muffed punt in the third quarter, while Givens corralled his fumble recovery early in the fourth quarter.
- Purdue**
- QB David Blough - Accounted for 281 yards through the air on 34-of-50 passing with two touchdown passes and one interception. Connected with DeAngelo Yancey for a 62-yard scoring strike in the third quarter.
 - RB Markell Jones - Compiled 105 yards of total offense with 46 rushing yards and 59 receiving yards. Added a rushing touchdown in the game.
 - WR DeAngelo Yancey - Caught two passes for 66 yards, including the 62-yard catch-and-run down the sidelines for Purdue's lone second half score.
 - Purdue Pass Catchers - Eleven different players caught passes for Purdue, including eight grabs from Cameron Posey, seven by Cole Herdman and six for Markell Jones.

SCORING SUMMARY

	1	2	3	4	OT	F
PSU	7	10	24	24	-	62
PUR	7	10	7	0	-	24

1st	11:33	PSU	8-85/3:27/7-0
	6:26	PUR	10-77/5:07/7-7
2nd	14:32	PUR	13-55/5:24/7-14
	12:33	PSU	5-82/1:59/14-14
	6:57	PUR	12-50/5:36/14-17
	2:36	PSU	11-72/4:21/17-17
3rd	12:29	PSU	4-24/1:18/24-17
	8:17	PSU	2-24/0:39/31-17
	4:21	PSU	6-61/1:42/34-17
	2:32	PUR	4-75/1:49/34-24
	1:18	PSU	3-40/1:14/41-24
4th	13:56	PSU	1-81/0:13/48-24
	6:09	PSU	7-58/3:07/55-24
	2:25	PSU	4-28/2:16/62-24

TEAM STATS

	PSU	PUR
First Downs	24	20
Rushing Yards	257	46
Passing Yards	254	295
Passing (C-A-Int)	13-25-0	36-55-2
Total Offense	511	341
Plays	63	81
Fumbles (#-Lost)	1-0	3-2
Penalties (#-Yards)	11-91	8-76
Possession Time	25:13	34:47
3rd-Down Conv.	2-9	9-21
Red-Zone	8-8	2-2
Touchdowns	6	2
Field goals	2	0

OTHER

Time of Game	3:33
Penn State	6-2, 4-1 B1G
Purdue	3-5, 1-4 B1G

INDIVIDUAL STATISTICS

RUSHING

Penn State-Barkley, Saquon 18-207; Stevens, Tommy 5-31; Robinson, Andre 2-23; Sanders, Miles 3-6; McSorley, Trace 5-2; Allen, Mark 1-1; TEAM 4-minus 13. Purdue-Jones, Markell 7-46; Worship, Richie 6-23; Marshall, Bilal 5-1; Kimbrough 2-0; Fuller, Tario 1-minus 2; Sindelar 2-minus 2; Blough, David 3-minus 20.

PASSING

Penn State-McSorley, Trace 12-23-0-228; Stevens, Tommy 1-2-0-26. Purdue-Blough, David 34-50-1-281; Sindelar 0-3-1-0; Marshall, Bilal 2-2-0-14.

RECEIVING

Penn State-Godwin, Chris 5-58; Barkley, Saquon 3-70; Blacknall, Saeed 1-42; Charles, Irvin 1-26; Gesicki, Mike 1-23; Sanders, Miles 1-21; Hamilton, DaeSean 1-14. Purdue-Posey, Cameron 8-50; Herdman, Cole 7-33; Jones, Markell 6-59; Marshall, Bilal 4-26; Kimbrough, Malik 3-8; Yancey, DeAngelo 2-66; Hopkins, Brycen 2-16; Yancey, David 1-19; Phillips, Greggory 1-10; Worship, Richie 1-7; Mahoungou, Anthony 1-1.

TOP TACKLERS (T-UA-A)

Penn State-Cabinda, Jason 9-6-3; Golden, Malik 8-5-3; Allen, Marcus 6-5-1; Bowen, Manny 6-5-1; Bell, Brandon 5-3-2; Smith, Brandon 4-3-1. Purdue-Bailey, Markus 7-6-1; Bentley, Ja'Whaun 6-6-0; Hunte, Da'Wan 5-3-2; Clark, Leroy 4-4-0; Robinson, Gelen 4-1-3.



@PennStateFBall



PSUfball

2016

PSUnvald.com

GoPSUsports.com



2
MARCUS ALLEN

6-2 ▶ 202 ▶ Jr./Jr. Eligible

Safety ▶ Upper Marlboro, Md.

» 2016

Awards: Selected Big Ten Co-Defensive Player of the Week on Oct. 3 for his 22-tackle effort vs. Minnesota on Oct. 1...Earned Big Ten Rose Bowl Game Player of the Week on Oct. 3 for his efforts vs. the Golden Gophers... Earned Co-Big Ten Special Teams Player of the Week for his blocked field goal attempt vs. No. 2 Ohio State (10/22), sharing the honor with teammate Grant Haley.

Season: Started eight games...His 22 tackles vs. Minnesota were the most by a Penn State player since Paul Posluszny made 22 stops at Northwestern in 2005...The 22 stops are tied with Posluszny and Ron Crosby (vs. Ohio, 1974) for No. 4 on the all-time single game tackles list...His 22 tackles are the most by a Big Ten player since Wisconsin's Mike Taylor had 22 stops at Ohio State on Oct. 29, 2011. **Rankings:** Sits No. 5 in the Big Ten and is No. 48 in the NCAA with 8.6 tackles per game...The 22-tackle effort vs. Minnesota (10/1) ranks No. 2 on the single game list in 2016 among FBS defenders (24 - Rodney Butler, NMSU). **Kent State (9/3):** Logged five stops...Forced and recovered a fumble at the Kent State 20 in the second quarter that led to a Saquon Barkley touchdown to give Penn State the lead for good. **at Pitt (9/10):** Netted eight stops - including four solo... Made a fourth-quarter tackle for loss. **Temple (9/17):** Recorded eight tackles with six solo stops...Had 1.0 tackle for loss. **at Michigan (9/24):** Made seven tackles...Had two pass breakups. **Minnesota (10/1):** Became the second FBS player to record 20-plus tackles, making a career-high 22 stops...Eight of his 22 tackles were solo stops...Made one tackle for loss, a third quarter stop behind the line of scrimmage to force a punt that eventually led to a Trace McSorley rushing touchdown. **Maryland (10/8):** Totaled seven tackles...Made a solo tackle for loss on fourth-and-2 late in the third quarter to end a Maryland scoring threat...A part of a defense that allowed a season-low 11 first downs...Helped limit Maryland 14 points - all in the first half - 170 rushing yards and 270 yards of total offense, after the Terps entered averaging 43.2 points, 300.0 rushing and 466.2 yards of total offense per game. **Ohio State (10/22):** Posted six tackles...Blocked his first career kick on a 45-yard field goal attempt in the fourth quarter, which was returned 60 yards by Grant Haley for the game-winning touchdown...It was Penn State's first blocked field goal since Kyle Baublitz blocked a field goal try in the four overtime victory against Michigan in the 2013 Penn State White Out game...The block was one of two blocked kicks in the game (Cam Brown - punt) and helped Penn State block two kicks in a game for the first time since blocking two against FIU in the 2007 season opener (FG & punt)...Helped the defense hold Ohio State scoreless in two quarters for the first time since Michigan State in 2015, which was Ohio State's last loss. **at Purdue (10/29):** Made six tackles - five solo...Helped the defense hold Purdue to just 46 yards rushing, the second opponent held under 50 yards rushing in 2016.

» 2016 GAME-BY-GAME

Tackles (Solo-Assisted-Total)

KENT STATE 3-2-5; at Pitt 4-4-8; TEMPLE 6-2-8; at Michigan 7-0-7; MINNESOTA 8-14-22; MARYLAND 3-4-7; OHIO STATE 2-4-6; at Purdue 5-1-6.

» ALLEN'S CAREER STATISTICS & GAME HIGHS

	UA-A	TK	FF	FR	I	PBU	SACK	TFL
2014	35-23	58	-	-	-	3	1.0-11	2.0-13
2015	43-38	81	2	1	-	2	1.0-9	5.0-19
2016	37-32	63	1	1	-	2	-	4.0-10
CAREER	115-93	208	3	2	-	7	2.0-20	11.0-42

Tackles 22; Minnesota, 10/1/16
Sacks 1.0; Twice: Last at Maryland, 10/24/15
Tackles for Loss 1.5; Twice: Last vs. Georgia, 1/2/16
Forced Fumbles 1; Three Times: Last Kent State, 9/3/16
Fumble Recoveries 1; Twice: Last Kent State, 9/3/16
Pass Breakups 2; Twice: Last at Michigan, 9/24/16
Blocked Kicks 1; Ohio State, 10/22/16



8
MARK ALLEN

5-6 ▶ 181 ▶ Jr./So. Eligible

Running Back ▶ Hyattsville, Md.

» 2016

Season: Appeared in seven games. **at Pitt (9/10):** Made one carry for two yards...Caught one pass for four yards. **Temple (9/17):** Rushed six times for 17 yards...Had one catch for one yard. **at Michigan (9/24):** Had one carry. **Maryland (10/8):** Carried seven times for 31 yards. **at Purdue (10/29):** Carried the ball once, scoring on a 1-yard touchdown run in the fourth quarter.

» 2016 GAME-BY-GAME

Rushing (Carries-Yards-TD)

KENT STATE 0-0-0; at Pitt 1-2-0; TEMPLE 6-17-0; at Michigan 1-0-0; MINNESOTA 0-0-0; MARYLAND 7-31-0; OHIO STATE DNP; at Purdue 1-1-1.

Receiving (Receptions-Yards-TD)

KENT STATE 0-0-0; at Pitt 1-4-0; TEMPLE 1-1-0; at Michigan 0-0-0; MINNESOTA 0-0-0; MARYLAND 0-0-0; OHIO STATE DNP; at Purdue 0-0-0.

» ALLEN'S CAREER OFFENSIVE STATISTICS & GAME HIGHS

	Att.-Yds.	Avg.	TD	LG	Rec.-Yds.	Avg.	TD	LG
2015	27-98	3.6	1	28	4-44	11.0	1	16
2016	16-51	3.1	1	17	2-5	2.5	-	4
CAREER	43-149	3.4	2	28	6-49	8.2	1	16


Rushing attempts 8; Indiana, 10/10/15
Rushing Yards 45; Indiana, 10/10/15
Rushing Touchdowns 1; Twice: Last at Purdue, 10/29/16
Longest Rush 28 yards; Indiana, 10/10/15

Receptions 2; Indiana, 10/10/15
Receiving Yards 29; San Diego State, 9/26/15
Receiving Touchdowns 1; San Diego State, 9/26/15
Longest Reception 16 yards; San Diego State, 9/26/15

» ALLEN'S CAREER PUNT RETURN STATISTICS & GAME HIGHS

	No.	Yds.	Avg.	TD	LG
2015	5	33	6.6	-	14
2016	-	-	-	-	-
CAREER	5	33	6.6	-	14

Punt Returns 4; at Temple, 9/5/15
Punt Return Yards 33; Temple, 9/5/15
Longest Punt Return 14 yards; Temple, 9/5/15



28
TROY APKE

6-1 ▶ 206 ▶ Jr./Jr. Eligible

Safety ▶ Mt. Lebanon, Pa.

» 2016

Season: Appeared in seven games, making his second career start vs. Minnesota (10/1). **Kent State (9/3):** Recorded one tackle. **at Pitt (9/10):** Made a combine special teams stop (Scott) in the first quarter. **at Michigan (9/24):** Posted four tackles. **Minnesota (10/1):** Logged a career-high six stops. **Maryland (10/8):** Made two tackles. **at Purdue (10/29):** Had one stop.

» 2016 GAME-BY-GAME

Tackles (Solo-Assisted-Total)

KENT STATE 0-1-1; at Pitt 0-1-1; TEMPLE 0-0-0; at Michigan 1-3-4; MINNESOTA 3-3-6; MARYLAND 1-1-2; OHIO STATE 0-0-0; at Purdue 0-1-1.

» APKE'S CAREER STATISTICS & GAME HIGHS

	UA-A	TK	FF	FR	I	PBU	SACK	TFL
2014	2-0	2	-	-	-	-	-	-
2015	14-12	26	1	-	-	1	-	-
2016	6-9	15	-	-	-	-	-	-
CAREER	22-21	43	1	-	-	1	-	-

Tackles 6; Minnesota, 10/1/16
Forced Fumbles 1; Rutgers, 9/19/15
Pass Breakups 1; Michigan, 11/21/15



26
SAQUON BARKLEY

5-11 ▶ 223 ▶ So./So. Eligible

Running Back ▶ Coplay, Pa.

» CAREER NOTES & RECORDS

Ranks 19th on Penn State's career rushing list with 1,964 yards...Sits No. 21 on the career rushing touchdowns chart (17)...Became the 15th different Penn Stater with a 200-yard rushing game vs. Maryland (10/8) with 202 yards...After posting 207 yards on the ground at Purdue (10/29), he is the first Penn Stater with multiple 200-yard rushing games since Larry Johnson had four in 2002...His 202 rushing yards vs. the Terrapins rank No. 24 on Penn State's single game rushing charts...His 207 yards rushing at Purdue rank No. 21 on the single game charts and are the most since Larry Johnson's 279 yards vs. Michigan State in 2002...His 277 all-purpose yards (207 rushing, 70 receiving) are a Penn State sophomore record and rank No. 14 all-time...Ranks No. 14 with eight career 100-yard games (five in 2015, three in 2016), including two 200-yard efforts...Has 60 rushes of 10 or more yards in his career (34 in 2015, 26 in 2016)...Broke Penn State's freshman (true or redshirt) season record with 1,076 rushing yards, surpassing D.J. Dozier's mark of 1,002 set in 1983...Ended the 2015 season ranked 16th on the Penn State single season rushing charts...Finished tied for first place on the Penn State true freshman season rushing touchdown (Dozier, 7) and 100-yard rushing games lists (Dozier, 5)...Broke Penn State freshman season record for all-purpose yards with 1,237, surpassing the mark set by Dozier in 1983 (1,191).

» 2016

Awards: Selected one of 18 semifinalists for the Maxwell Award...Named to the Big Ten Preseason Honor Roll...Named to the Maxwell Award, Doak Walker Award and Rotary Lombardi Award Preseason Watch Lists...Named to the Dante Hall Award Watch List...Named Big Ten Offensive Player of the Week on Oct. 10 after his 200-yard rushing performance vs. Maryland...Named CBS National Player of the Week and Big Ten Offensive Player of the Week after totaling 277 all-purpose yards at Purdue (10/29)... Became the first two-time B1G Offensive Player of the Week since Daryll Clark won the award twice in 2009...Named to the *Pro Football Focus* National Team of the Week following his performance at Purdue (10/29).

Season: Started eight games...Six rushing touchdowns in the first three games of the season are the most by a Penn State player since Evan Royster (6) in 2008...Seven combined offensive touchdowns (6 rushing, 1 receiving) were the most by a Penn State player since Lydell Mitchell had seven to begin the 1971 season...Became the first Nittany Lion since Zach Zwinak (12, 2013) to score 10-plus touchdowns in a season... The 10 rushing touchdowns are tied for No. 15 on Penn State's single season charts. **Rankings:** Leads the Big Ten and is No. 20 in the NCAA in rushing yards per game (111.0 ypg)...Is tied for the Big Ten lead and No. 16 nationally in rushing touchdowns (10)...Ranks No. 16 in the NCAA and tied for No. 1 in the Big Ten in total touchdowns (11)...Is No. 2 in the Big Ten and No. 37 nationally in yards per carry (6.04 ypc)...Sits No. 23 nationally and No. 2 in the conference in all-purpose yards (139.75 ypg)... Is No. 50 nationally and No. 4 in the conference in scoring (8.3 ppg). **Kent State (9/3):** Posted his first 100-yard game of the season and sixth for his career with 105 yards on 22 carries...Made one catch for 17 yards... Scored his first touchdown of the season on a 7-yard burst to the pylon off the right side in the second quarter. **at Pitt (9/10):** Accounted for 147 all-purpose yards...Carried 20 times for 85 yards and four touchdowns... Caught two passes for 45 yards and a touchdown...Returned one kickoff for 17 yards...Had rushing scores of 3, 1, 1 and 2 yards in the game...



Caught a career-long 40 yard grab for a touchdown in the third quarter... Accounted for 30 points in the game...The 30 points are tied for No. 4 in Penn State history (fifth occasion)...First Nittany Lion with 30 points since Ki-Jana Carter vs. Michigan State in 1994...His 30 points are the most by a Big Ten player since Melvin Gordon had 30 tallies against Bowling Green in 2014...The four rushing touchdowns are the most by a Nittany Lion since Larry Johnson had four vs. Michigan State in 2002. **Temple (9/17):** Carried nine times for 68 yards and one touchdown...Touchdown run covered 55 yards...Caught two passes for seven yards. **at Michigan (9/24):** Carried the ball 15 times for 59 yards...Made five receptions for a career-high 77 yards...The 77 receiving yards are the most for a running back since Stephon Green had one catch for 80 yards and a touchdown against Michigan in 2008...Totaled 136 all-purpose yards...Led Penn State in rushing and receiving, the first player to do so since 2014 (Akeel Lynch, at Illinois). **Minnesota (10/1):** Rushed for 63 yards on 20 carries...Juked his way to a 25-yard touchdown run on the first play of overtime to help Penn State reclaim the Governor's Victory Bell...Also caught one pass. **Maryland (10/8):** Logged his first career 200-yard game and became the 15th Penn State to eclipse the 200-yard mark with 202 yards and one touchdown on 31 carries...Scored on a 45-yard burst late in the second quarter...His 202 rushing yards were the most since Larry Johnson's 279 yards vs. Michigan State in 2002...The 202 yards rushing rank No. 24 on the single game Penn State charts, tied with John Cappelletti (vs. Maryland, 1972). **Ohio State (10/22):** Carried the ball 12 times for 99 yards...Posted three carries of 10 yards or more, including a 37-yard tote in the fourth quarter that set up Trace McSorley's 2-yard touchdown run. **at Purdue (10/29):** Totaled a Penn State sophomore-record 277 all-purpose yards (207 rushing, 70 receiving), which ranks No. 14 all-time at Penn State...The 207 yards rushing and 277 all-purpose yards were both career highs...His 207 rushing yards marked his second 200-yard rushing effort of the year, marking the first time since 2002 a Penn Stater posted multiple 200-yard rushing games in a single season (4, Larry Johnson)... Posted seven rushes of 10 yards or more, including a career-long 81-yard touchdown run in the fourth quarter...The 81-yard run is the ninth-longest rush in school history and eighth-longest touchdown rush in the Penn State record books...Caught three passes for 70 yards.

» 2016 GAME-BY-GAME

Rushing (Carries-Yards-TD)

KENT STATE 22-105-1; at Pitt 20-85-4; TEMPLE 9-68-1; at Michigan 15-59-0; MINNESOTA 20-63-1; MARYLAND 31-202-1; OHIO STATE 12-99-0; at Purdue 18-207-2.

Receiving (Receptions-Yards-TD)

KENT STATE 1-17-0; at Pitt 2-45-1; TEMPLE 2-7-0; at Michigan 5-77-0; MINNESOTA 1(-1)-0; MARYLAND 0-0-0; OHIO STATE 0-0-0; at Purdue 3-70-0.

» BARKLEY'S CAREER OFFENSIVE STATISTICS & GAME HIGHS

	Att.-Yds.	Avg.	TD	LG	Rec.-Yds.	Avg.	TD	LG
2015	182-1,076	5.9	7	56	20-161	8.1	1	32
2016	147-888	6.0	10	81	14-213	15.2	1	40
CAREER	329-1,964	5.9	17	81	34-374	11.0	2	40

Rushing Attempts 31; Maryland, 10/8/16
Rushing Yards 207; at Purdue, 10/29/16
Rushing Touchdowns 4; at Pitt, 9/10/16
Longest Rush 81 yards; at Purdue, 10/29/16
Receptions 6; at Northwestern, 11/7/15
Receiving Yards 77; at Michigan, 9/24/16
Receiving Touchdowns 1; Twice: Last at Pitt, 9/10/16
Longest Reception 40 yards; at Pitt, 9/10/16
All-Purpose Yards 277; at Purdue, 10/29/16

Note: Has one kickoff return for 17 yards in 2016 (at Pitt).



52
RYAN
BATES

6-4 ▶ 305 ▶ So./Fr. Eligible

Guard/Center ▶ Warrington, Pa.

» 2016

Season: Started eight games...One of 16 first time starters in 2016...One of 22 freshmen (18 redshirt, 4 true) to appear in 2016. **Kent State (9/3):** Made his first career start in his first career game...Helped pave the way for Saquon Barkley's 105-yard rushing effort and protected Trace McSorley, who posted his first career 200-yard passing game. **at Pitt (9/10):** Part of an offensive line that cleared the way for Saquon Barkley's four rushing touchdowns...Blocked for Trace McSorley's 332 passing yards, which ranks No. 14 in Penn State single game history. **Temple (9/17):** Part of a line that didnt allow a sack...Paved the way for three rushing touchdowns... Protected Trace McSorley in his third career 200-yard passing effort. **at Michigan (9/24):** Helped Saquon Barkley move into the top-30 on the career rushing list...Protected Trace McSorley, who threw a touchdown pass in his fifth straight game. **Minnesota (10/1):** Helped Penn State to 471 yards of total offense, the most since racking up an identical total vs. Rutgers in 2015...Protected Trace McSorley to the tune of 408 yards of total offense (335 passing, 73 rushing), the third-highest total in school history...Opened up the left side on Saquon Barkley's game-winning 25-yard touchdown run in overtime. **Maryland (10/8):** Paved the way for 372 total rushing yards, the third-highest total for a Penn State team in Big Ten play and fourth-most in a game and fourth-most in any game for Penn State in the last 20 years...Guided the offense to 524 total yards, the most since 2014 vs. UCF (511) and the most in Big Ten play since 2012 vs. Indiana (546). **Ohio State (10/22):** Cleared the way for Saquon Barkley's 99 rushing yards. **at Purdue (10/29):** Helped Penn State gain more than 500 total yards, ending the game with 511...Blocked for Saquon Barkley's 207 rushing yards and Trace McSorley's 228 yards passing...Had a key downfield block that helped spring Barkley on his 81-yard touchdown run...Helped Penn State score eight offensive touchdowns in the game... Integral part of Penn State scoring 62 points, its most points since scoring 66 vs. Coastal Carolina in 2006 and the most in a Big Ten game since tallying 63 vs. Illinois in 2005.



11
BRANDON
BELL

6-1 ▶ 233 ▶ Sr./Sr. Eligible

Linebacker ▶ Mays Landing, N.J.

» 2016

Awards: Named Big Ten Defensive Player of the Week and College Sports Madness National Defensive Player of the Week following an 18-tackle effort vs. No. 2 Ohio State (10/22)...Collected the Bednarik Award Player of the Week, given to the National Defensive Player of the Week by the Maxwell Football Club following his efforts vs. No. 2 Ohio State (10/22).

Season: Started four games...Selected as team captain. **Kent State (9/3):** Ranked second on the team with eight stops...Grabbed his third career interception to end a Kent State scoring threat at the end of the third quarter. **at Pitt (9/10):** Tied for team high (Wartman-White) with nine tackles, including five solo stops. **Ohio State (10/22):** Returned after missing four games to make a game and career-high 18 tackles...Logged a first-quarter sack of J.T. Barrett for his first tackle for loss and sack of the season...Broke up one pass...Helped the defense hold Ohio State scoreless in two quarters for the first time since Michigan State in 2015, which was Ohio State's last loss... Helped the defense to a season-high 11.0 tackles for loss, the most TFLs since posting 11.0 vs. Maryland in 2015...The 11.0 tackles for loss are the most yielded by the Buckeyes since giving up 11.0 vs. Alabama (2015)...The 6.0 sacks given up by Ohio State are the most since yielding 7.0 against Virginia Tech (2014). **at Purdue (10/29):** Made five stops...Logged one tackle for loss...Helped the defense hold Purdue to just 46 yards rushing, the second opponent held under 50 yards rushing in 2016.

» 2016 GAME-BY-GAME


Tackles (Solo-Assisted-Total)

KENT STATE 3-5-8; at Pitt 5-4-9; TEMPLE DNP; at Michigan DNP; MINNESOTA DNP; MARYLAND DNP; OHIO STATE 8-10-18; at Purdue 3-2-5.

» BELL'S CAREER STATISTICS & GAME HIGHS

	UA-A	TK	FF	FR	I	PBU	SACK	TFL
2013	14-10	24	1	-	-	-	-	-
2014	23-24	47	-	-	1	3	2.0-17	7.0-43
2015	36-29	65	3	1	1	-	5.5-33	12.5-52
2016	19-21	40	-	-	1	1	1.0-2	2.0-3
CAREER	92-84	176	4	1	3	4	8.5-52	21.5-98

Tackles 18; Ohio State, 10/22/16
Sacks 2.5; at Northwestern, 11/7/15
Tackles for Loss 3.5; Twice: Last at Northwestern, 11/7/15
Fumble Recoveries 1; Michigan, 11/21/15
Forced Fumbles 1; Four Times: Last Michigan, 11/21/15
Interceptions 1; Three Times: Last Kent State, 9/3/16
Pass Breakups 2; Maryland, 11/1/14



81
GORDON
BENTLEY

6-0 ▶ 198 ▶ Sr./Jr. Eligible

Wide Receiver ▶ Blue Bell, Pa.

» 2016

Season: Appeared in four games, mostly on special teams. **Temple (9/17):** Made his second career appearance (Illinois, 2015).

» 2016 GAME-BY-GAME

Receiving (Receptions-Yards-TD)

KENT STATE DNP; at Pitt DNP; TEMPLE 0-0-0; at Michigan DNP; MINNESOTA 0-0-0; MARYLAND 0-0-0; OHIO STATE DNP; at Purdue 0-0-0.



13
SAEED
BLACKNALL

6-3 ▶ 212 ▶ Jr./Jr. Eligible

Wide Receiver ▶ Manalapan, N.J.

» 2016

Season: Appeared in four games with two start. **Kent State (9/3):** Made two catches for 24 yards...Made a 21-yard grab on the left sideline on the first play of Penn State's third scoring drive of the game. **Ohio State (10/22):** Made a great back shoulder catch for 37 yards to set up first-and-goal at the OSU 2-yard line...The catch set up Trace McSorley's 2-yard touchdown scamper. **at Purdue (10/29):** Caught one pass for 42 yards... His 42-yard reception came on the first play of a drive that eventually ended in a 29-yard field goal by Tyler Davis.

» 2016 GAME-BY-GAME

Receiving (Receptions-Yards-TD)

KENT STATE 2-24-0; at Pitt DNP; TEMPLE DNP; at Michigan DNP; MINNESOTA DNP; MARYLAND 0-0-0; OHIO STATE 1-35-0; at Purdue 1-42-0.

» BLACKNALL'S CAREER OFFENSIVE STATISTICS & GAME HIGHS

	Att.-Yds.	Avg.	TD	LG	Rec.-Yds.	Avg.	TD	LG
2014	1(-1)	(-1.0)	-	(-1)	11-112	10.2	1	24
2015	-	-	-	-	8-248	31.0	1	59
2016	-	-	-	-	4-101	25.2	-	42
CAREER	1(-1)	(-1.0)	-	(-1)	23-461	20.0	2	59

Receptions 4; Twice: Last San Diego State, 9/26/15
Receiving Yards 101; San Diego State, 9/26/15
Receiving Touchdowns 1; Twice: Last Michigan, 11/21/15
Longest Reception 59 yards; at Michigan State, 11/28/15



@PennStateFBall



PSUFBall

2016

PSUnivald.com

GoPSUsports.com



43 MANNY BOWEN

6-1 ▶ 220 ▶ So./So. Eligible

Linebacker ▶ Barnegat, N.J.

» 2016

Season: Appeared in eight games with seven starts...One of 16 first time starters in 2016...Made his first career start at Pitt (9/10). **Kent State (9/3):** Totaled one tackle...Added his first career pass breakup. **at Pitt (9/10):** Made his first career start...Collected five tackles, all solo...Posted his first career solo tackle for loss in the first quarter. **Temple (9/17):** Notched three tackles...Logged his first career sack with a takedown of Phillip Walker in the second quarter...Had one pass breakup...A part of a front seven that limited Temple to just 38 rushing yards, the fewest since holding Illinois to 37 yards on the ground in 2015. **at Michigan (9/24):** Totaled seven tackles...Tied his career high with 1.0 tackle for loss, a stop behind the line of scrimmage on Michigan's first offensive play of the game. **Minnesota (10/1):** Contributed seven tackles (five solo)...Made a career-best 2.0 tackles for loss, including a fourth quarter takedown behind the line on third down to force a Minnesota field goal. **Maryland (10/8):** Made his first career start at middle linebacker...Totaled five stops...A part of a defense that allowed a season-low 11 first downs...Helped limit Maryland 14 points - all in the first half - 170 rushing yards and 270 yards of total offense, after the Terps entered averaging 43.2 points, 300.0 rushing and 466.2 yards of total offense per game. **Ohio State (10/22):** Notched his first double-digit tackle effort with 12 stops...Added one tackle for loss and one quarterback hurry...Helped the defense hold Ohio State scoreless in two quarters for the first time since Michigan State in 2015, which was Ohio State's last loss...Helped the defense to a season-high 11.0 tackles for loss, the most TFLs since posting 11.0 vs. Maryland in 2015...The 11.0 tackles for loss are the most yielded by the Buckeyes since giving up 11.0 vs. Alabama (2015). **at Purdue (10/29):** Totaled six tackles - five solo...Helped the defense hold Purdue to just 46 yards rushing, the second opponent held under 50 yards rushing in 2016.

» 2016 GAME-BY-GAME

Tackles (Solo-Assisted-Total)

KENT STATE 0-1-1; at Pitt 5-0-5; TEMPLE 2-1-3; at Michigan 3-4-7; MINNESOTA 5-2-7; MARYLAND 1-4-5; OHIO STATE 4-8-12 at Purdue 5-1-6.

» BOWEN'S CAREER STATISTICS & GAME HIGHS

	UA-A	TK	FF	FR	I	PBU	SACK	TFL
2015	12-6	18	1	1	-	-	-	0.5-2
2016	25-21	46	-	-	-	2	1.0-7	5.0-16
CAREER	37-27	64	1	1	-	2	1.0-7	5.5-18

Tackles12; Ohio State, 10/22/16

Sacks1.0; Temple, 9/17/16

Tackles for Loss2.0; Minnesota, 10/1/16

Fumble Recoveries1; Army, 10/3/15

Forced Fumbles1; at Michigan State, 11/28/15

Pass Breakups1; Twice: Last Temple, 9/17/16



31 CAMERON BROWN

6-5 ▶ 215 ▶ Fr./Fr. Eligible

Linebacker ▶ Burtonsville, Md.

» 2016

Season: Appeared in seven games with two starts...Made his first collegiate start vs. Minnesota (10/1)...One of 16 first time starters in 2016...One of 22 freshmen (18 redshirt, 4 true) to appear in 2016. **at Pitt (9/10):** Made his first collegiate appearance...Notched his first tackle on defense in the third quarter. **Temple (9/17):** Appeared mostly on special teams...Played three defensive snaps. **at Michigan (9/24):** Made 10 tackles - four solo...His 10 stops are the most for a true freshman linebacker since Khairi Fortt notched 11 tackles vs. Illinois in 2010...Last

true freshman with double-digit tackles was Marcus Allen (10, vs. Ohio State) in 2014...Posted his first career tackle for loss in the third quarter. **Minnesota (10/1):** Ranked second on the team with nine tackles - six solo. **Ohio State (10/22):** Blocked his first career kick, a fourth-quarter punt that led to a 34-yard Tyler Davis field goal...The block was one of two blocked kicks in the game (Marcus Allen - FG) and helped Penn State block two kicks in a game for the first time since blocking two against FIU in the 2007 season opener (FG & punt). **at Purdue (10/29):** Made three stops.

» 2016 GAME-BY-GAME

Tackles (Total-Solo-Assisted)

KENT STATE DNP; at Pitt 0-1-1; TEMPLE 0-0-0; at Michigan 4-6-10; MINNESOTA 6-3-9; MARYLAND 0-0-0; OHIO STATE 0-0-0; at Purdue 1-2-3.

» BROWN'S CAREER STATISTICS & GAME HIGHS

	UA-A	TK	FF	FR	I	PBU	SACK	TFL
2016	11-12	23	-	-	-	-	-	1.0-1
CAREER	11-12	23	-	-	-	-	-	1.0-1

Tackles10; at Michigan, 9/24/16

Tackles for Loss1.0; at Michigan, 9/24/16

Blocked Kicks1; Ohio State, 10/22/16



19 TORRENCE BROWN

6-3 ▶ 257 ▶ Jr./So. Eligible

Defensive End ▶ Tuscaloosa, Ala.

» 2016

Season: Appeared in eight games with four starts...One of 16 first time starters in 2016...Made his first collegiate start vs. Temple (9/17). **Rankings:** Is No. 5 in the Big Ten and No. 61 nationally in forced fumbles (0.25 fppg). **Kent State (9/3):** Combined on three tackles. **at Pitt (9/10):** Collected a career-high six stops...Totaled a career-best 2.0 tackles for loss with a pair of solo TFLs in the third quarter...Forced his first career fumble in the fourth quarter that led to a Tyler Davis field goal. **Temple (9/17):** Made four tackles...Forced his second fumble of the season in the fourth quarter...Had 1.0 tackle for loss, which included combining with Robert Windsor on a fourth quarter sack...A part of a front seven that limited Temple to just 38 rushing yards, the fewest since holding Illinois to 37 yards on the ground in 2015. **at Michigan (9/24):** Notched three stops...Made 1.0 tackle for loss, a stop for a loss of five yards in the first quarter. **Minnesota (10/1):** Made one tackle. **Maryland (10/8):** Made one tackle...Recovered Koa Farmer's forced fumble in the second quarter for his second career fumble recovery. **Ohio State (10/22):** Made three stops, including combining with Jason Cabinda on a tackle for loss in the second quarter...Helped the defense hold Ohio State scoreless in two quarters for the first time since Michigan State in 2015, which was Ohio State's last loss...Helped the defense to a season-high 11.0 tackles for loss, the most TFLs since posting 11.0 vs. Maryland in 2015...The 11.0 tackles for loss are the most yielded by the Buckeyes since giving up 11.0 vs. Alabama (2015). **at Purdue (10/29):** Made three stops...Helped the defense hold Purdue to just 46 yards rushing, the second opponent held under 50 yards rushing in 2016.

» 2016 GAME-BY-GAME

Tackles (Solo-Assisted-Total)

KENT STATE 3-0-3; at Pitt 5-1-6; TEMPLE 1-3-4; at Michigan 2-1-3; MINNESOTA 1-0-1; MARYLAND 0-1-1; OHIO STATE 1-2-3; at Purdue 2-1-3.

» BROWN'S CAREER STATISTICS & GAME HIGHS

	UA-A	TK	FF	FR	I	PBU	SACK	TFL
2015	5-6	11	-	1	-	-	1.5-4	5.5-14
2016	12-12	24	2	1	-	-	0.5-4	4.5-15
CAREER	17-18	35	2	2	-	-	2.0-8	10.0-29

Tackles6; at Pitt, 9/10/16

Sacks1.0; Michigan, 11/21/15

Tackles for Loss2.0; Twice: Last at Pitt, 9/10/16

Forced Fumbles1; Twice: Last Temple, 9/10/16

Fumble Recoveries1; Twice: Last Maryland, 10/8/16



97 RYAN BUCHHOLZ

6-6 ▶ 270 ▶ So./Fr. Eligible

Defensive End ▶ Malvern, Pa.

» 2016

Season: Appeared in eight games...One of 22 freshmen (18 redshirt, 4 true) to appear in 2016. **Kent State (9/3):** Made two tackles, including his first career sack...Combined with Brandon Bell for his first career stop in the first quarter...Sacked Kent State quarterback Mylik Mitchell to end KSU's final drive of the game for a loss of seven yards...Penn State's seven sacks were the most since logging seven at Northwestern in 2011. **at Pitt (9/10):** Made two stops - both solo. **Temple (9/17):** Had one tackle...Combined with Parker Cothren on a second quarter tackle for loss...A part of a front seven that limited Temple to just 38 rushing yards, the fewest since holding Illinois to 37 yards on the ground in 2015. **at Michigan (9/24):** Made one tackle. **Maryland (10/8):** Made two assisted tackles. **Ohio State (10/22):** Made a career-high three tackles, including two solo. **at Purdue (10/29):** Took down Purdue quarterback David Blough on the first play of the fourth quarter for his second career sack, his lone stop of the game.

» 2016 GAME-BY-GAME

Tackles (Solo-Assisted-Total)

KENT STATE 1-1-2; at Pitt 2-0-2; TEMPLE 0-1-1; at Michigan 0-1-1; MINNESOTA 0-0-0; MARYLAND 0-2-2; OHIO STATE 2-1-3; at Purdue 1-0-1.

» BUCHHOLZ'S CAREER STATISTICS & GAME HIGHS

	UA-A	TK	FR	FF	I	PBU	SACK	TFL
2016	6-6	12	-	-	-	-	2.0-13	2.5-14
CAREER	6-6	12	-	-	-	-	2.0-13	2.5-14

Tackles3; Ohio State, 10/22/16

Tackles for Loss1.0; Twice: Last at Purdue, 10/29/16

Sacks1.0; Twice: Last at Purdue, 10/29/16



40 JASON CABINDA

6-1 ▶ 232 ▶ Jr./Jr. Eligible

Linebacker ▶ Flemington, N.J.

» 2016

Awards: Selected to the Bednarik Award, Butkus Award and Lott IMPACT Trophy Preseason Watch Lists...Awarded a Helmet Sticker by College Football Final following 13-tackle effort vs. Ohio State (10/22).

Season: Started three games. **Kent State (9/3):** Made a team-high 11 tackles for his fourth career double-digit tackle game. **Ohio State (10/22):** Returned after missing five games to make 13 tackles, including a career-high-tying 2.0 tackles for loss...His fourth quarter takedown of J.T. Barrett for a loss of 13 yards to force fourth-and-23 on the Buckeyes final drive...Broke up one pass...Helped the defense hold Ohio State scoreless in two quarters for the first time since Michigan State in 2015, which was Ohio State's last loss...Helped the defense to a season-high 11.0 tackles for loss, the most TFLs since posting 11.0 vs. Maryland in 2015...The 11.0 tackles for loss are the most yielded by the Buckeyes since giving up 11.0 vs. Alabama (2015)...The 6.0 sacks given up by Ohio State are the most since yielding 7.0 against Virginia Tech (2014). **at Purdue (10/29):** Boasted a game-high nine tackles - six solo...Helped the defense hold Purdue to just 46 yards rushing, the second opponent held under 50 yards rushing in 2016.

» 2016 GAME-BY-GAME

Tackles (Solo-Assisted-Total)

KENT STATE 5-6-11; at Pitt DNP; TEMPLE DNP; at Michigan DNP; MINNESOTA DNP; MARYLAND DNP; OHIO STATE 3-10-13; at Purdue 6-3-9.



@PennStateFBall



PSUFBall

2016

PSUnivaled.com

GoPSUsports.com

» CABINDA'S CAREER STATISTICS & GAME HIGHS

	UA-A	TK	FF	FR	I	PBU	SACK	TFL
2014	7-10	17	-	-	-	-	-	0.5-1
2015	39-61	100	1	-	1	5	2.5-33	5.5-37
2016	14-19	33	-	-	-	1	1.0-13	2.0-15
CAREER	57-80	137	1	-	1	6	3.5-46	8.0-53

Tackles14; Army, 10/3/15
Sacks2.0; Army, 10/3/15
Tackles for Loss2.0; Twice: Last Ohio State, 10/22/16
Forced Fumbles1; Army, 10/3/15
Interceptions1; at Northwestern, 11/7/15
Pass Breakups1; Six Times: Last Ohio State, 10/22/16



1
CHRISTIAN CAMPBELL

6-1 > 194 > Jr./Jr. Eligible
 Cornerback > Phenix City, Ala.

» 2016

Season: Appeared in six games with two starts...Made his first start of the season and second of his career vs. Temple (9/17). **Kent State (9/3):** Recorded three stops...Notched a tackle for loss in the third quarter on a wide receiver screen. **at Pitt (9/10):** Had two tackles, both solo...Had Penn State's only pass breakup. **Temple (9/17):** Had two tackles. **at Michigan (9/24):** Totaled two tackles...Had one pass breakup. **Minnesota (10/1):** Made three tackles in the first half, before leaving the game midway through the second quarter. **at Purdue (10/29):** Made three tackles...Pulled in his second career interception in the fourth quarter to set up Penn State's final score of the game...Helped Penn State force four turnovers, its most since causing five against Maryland in 2015.

» 2016 GAME-BY-GAME

Tackles (Solo-Assisted-Total)

KENT STATE 1-2-3; at Pitt 2-0-2; TEMPLE 1-1-2; at Michigan 2-0-2; MINNESOTA 1-2-3; MARYLAND DNP; OHIO STATE 0-0-0; at Purdue 1-2-3.

» CAMPBELL'S CAREER STATISTICS & GAME HIGHS

	UA-A	TK	FR	FF	I	PBU	SACK	TFL
2014	9-1	10	-	-	1	2	-	1.0-1
2015	6-10	16	-	-	-	2	-	1.0-2
2016	8-7	15	-	-	1	2	-	1.0-4
CAREER	23-18	41	-	-	2	6	-	3.0-7

Tackles5; Indiana, 10/10/15
Tackles for Loss1.0; Three Times: Last Kent State, 9/3/16
Interceptions1; Twice: at Purdue, 10/29/16
Pass Breakups1; Five Times: at Michigan, 9/24/16



46
COLIN CASTAGNA

6-4 > 253 > So./So. Eligible
 Defensive End > Barrington, Ill.

» 2016

Season: Appeared in two games. **at Michigan (9/24):** Made his season debut. **at Purdue (10/29):** Made his first career tackle in the fourth quarter, a tackle for loss.

» 2016 GAME-BY-GAME

Tackles (Solo-Assisted-Total)

KENT STATE DNP; at Pitt DNP; TEMPLE DNP; at Michigan 0-0-0; MINNESOTA DNP; MARYLAND 0-0-0; OHIO STATE DNP; at Purdue 1-0-1.

» CASTAGNA'S CAREER STATISTICS & GAME HIGHS

	UA-A	TK	FR	FF	I	PBU	SACK	TFL
2016	1-0	1	-	-	-	-	-	1.0-2
CAREER	1-0	1	-	-	-	-	-	1.0-2

Tackles1; at Purdue, 10/29/16
Tackles for Loss1.0; at Purdue, 10/29/16



11
IRVIN CHARLES

6-4 > 219 > So./Fr. Eligible
 Wide Receiver > Sickleville, N.J.

» 2016

Season: Appeared in eight games...One of 22 freshmen (18 redshirt, 4 true) to appear in 2016...Has seen time on offense and special teams. **Kent State (9/3):** Made his collegiate debut. **Minnesota (10/1):** Made his first career reception, an 80-yard touchdown catch in the third quarter...Is the first Penn State wide receiver to catch a touchdown for his first career reception since Justin King's 59-yard scoring grab on his first reception vs. Cincinnati in 2005...The 80-yard catch is the longest for a Penn State player since Derek Moye's 80 yarder from Rob Bolden vs. Illinois on Oct. 9, 2010. **Maryland (10/8):** Made a big special teams tackle on a punt return late in the third quarter. **Ohio State (10/22):** Made a solo stop on kickoff return in the third quarter. **at Purdue (10/29):** Made one reception, a 26 yarder which set up Penn State with first-and-goal from the Purdue 2-yard line in the fourth quarter.

» 2016 GAME-BY-GAME

Receiving (Receptions-Yards-TD)

KENT STATE 0-0-0; at Pitt 0-0-0; TEMPLE 0-0-0; at Michigan 0-0-0; MINNESOTA 1-80-1; MARYLAND 0-0-0; OHIO STATE 0-0-0; at Purdue 1-26-0.

» CHARLES' CAREER OFFENSIVE STATISTICS & GAME HIGHS

	Att.	Yds.	Avg.	TD	LG	Rec.	Yds.	Avg.	TD	LG
2016	-	-	-	-	-	2-106	53.0	1	80	-
CAREER	-	-	-	-	-	2-106	53.0	1	80	-

Receptions1; Twice: Last at Purdue, 10/29/16
Receiving Yards80; Minnesota, 10/1/16
Receiving Touchdowns1; Minnesota, 10/1/16
Longest Reception80; Minnesota, 10/1/16

Note: Has two special teams tackles in 2016.



56
TYRELL CHAVIS

6-3 > 295 > Jr./Jr. Eligible
 Defensive Tackle > Richmond, Va.

» 2016

Season: Appeared in eight games. **Kent State (9/3):** Made his Penn State debut...Totaled two tackles. **at Pitt (9/10):** Had one stop. **at Michigan (9/24):** Tied a career high with two stops. **Minnesota (10/1):** Made one tackle. **Maryland (10/8):** Recorded his first career tackle for loss late in the third quarter for his only stop of the game. **Ohio State (10/22):** Made one tackle.

» 2016 GAME-BY-GAME

Tackles (Solo-Assisted-Total)

KENT STATE 0-2-2; at Pitt 0-1-1; TEMPLE 0-0-0; at Michigan 0-2-2; MINNESOTA 0-1-1; MARYLAND 1-0-1; OHIO STATE 0-1-1; at Purdue 0-0-0.

» CHAVIS' CAREER STATISTICS & GAME HIGHS

	UA-A	TK	FR	FF	I	PBU	SACK	TFL
2016	1-7	8	-	-	-	-	-	1.0-2
CAREER	1-7	8	-	-	-	-	-	1.0-2

Tackles2; Twice: Last at Michigan, 9/24/16
Tackles for Loss1.0; Maryland, 10/8/16



33
JAKE COOPER

6-1 > 230 > So./So. Eligible
 Linebacker > Doylestown, Pa.

» 2016

Season: Appeared in six games with two starts...Made his first start of the season and second of his career vs. Temple (9/17). **at Pitt (9/10):** Made two stops. **Temple (9/17):** Collected five tackles...A part of a front seven that limited Temple to just 38 rushing yards, the fewest since holding Illinois to 37 yards on the ground in 2015. **at Michigan (9/24):** Tied a career high with six tackles. **Minnesota (10/1):** Notched two tackles.

» 2016 GAME-BY-GAME

Tackles (Solo-Assisted-Total)

KENT STATE 0-0-0; at Pitt 0-2-2; TEMPLE 1-4-5; at Michigan 2-4-6; MINNESOTA 1-1-2; MARYLAND DNP; OHIO STATE DNP; at Purdue 0-0-0.

» COOPER'S CAREER STATISTICS & GAME HIGHS

	UA-A	TK	FR	FF	I	PBU	SACK	TFL
2015	9-5	14	-	-	-	1	1.0-11	2.5-15
2016	4-11	15	-	-	-	-	-	-
CAREER	13-16	29	-	-	-	1	1.0-11	2.5-15

Tackles6; Twice: Last at Michigan, 9/24/16
Sacks1.0; Buffalo, 9/12/15
Tackles for Loss1.0; Twice: Last vs. Maryland, 10/24/15
Pass Breakups1; Rutgers, 9/19/15



52
CURTIS COTHAN

6-5 > 285 > Sr./Jr. Eligible
 Defensive Tackle > Newtown, Pa.

» 2016

Season: Appeared in three games with two starts...One of 16 first time starters in 2016...Made his first career start vs. Ohio State (10/22)...Switched from defensive end to defensive tackle this season. **Minnesota (10/1):** Made one tackle. **Maryland (10/8):** Had one assisted stop. **Ohio State (10/22):** Had one assisted stop...Helped the defense hold Ohio State scoreless in two quarters for the first time since Michigan State in 2015, which was Ohio State's last loss.

» 2016 GAME-BY-GAME

Tackles (Total-Solo-Assisted)

KENT STATE DNP; at Pitt DNP; TEMPLE DNP; at Michigan DNP; MINNESOTA 0-1-1; MARYLAND 0-1-1; OHIO STATE 0-1-1; at Purdue 0-0-0.

» COTHAN'S CAREER STATISTICS & GAME HIGHS

	UA-A	TK	FR	FF	I	PBU	SACK	TFL
2014	1-0	1	-	-	-	-	-	1.0-2
2015	5-11	16	-	-	-	-	2.5-27	4.0-31
2016	0-3	3	-	-	-	-	-	-
CAREER	6-14	20	-	-	-	-	2.5-27	5.0-33

Tackles4; Army, 10/3/15
Sacks1.0; Twice: Last San Diego State, 9/26/15
Tackles for Loss1.0; Four Times: Last at Ohio State, 10/17/15



@PennStateFBall



PSUFBall

2016

PSUnivaled.com

GoPSUsports.com



41 PARKER COTHREN

6-4 ▶ 295 ▶ Sr./Jr. Eligible
Defensive Tackle ▶ Huntsville, Ala.

» 2016

Season: Started seven games...One of 16 first time starters in 2016. **Kent State (9/3):** Made his first career start...Made two tackles...Combined with Antoine White for a fourth quarter sack...Penn State's seven sacks were the most since logging seven at Northwestern in 2011. **at Pitt (9/10):** Made one stop. **Temple (9/17):** Totaled a career-high seven tackles...Added a career-best 2.5 tackles for loss...Combined with Ryan Buchholz for a second quarter sack, his fourth career game with 0.5 sack...A part of a front seven that limited Temple to just 38 rushing yards, the fewest since holding Illinois to 37 yards on the ground in 2015. **at Michigan (9/24):** Had one tackle. **Minnesota (10/1):** Had two tackles...Combined with Brandon Smith for a tackle for loss in the first quarter. **Maryland (10/8):** Logged two tackles...A part of a defense that allowed a season-low 11 first downs...Helped limit Maryland 14 points - all in the first half - 170 rushing yards and 270 yards of total offense, after the Terps entered averaging 43.2 points, 300.0 rushing and 466.2 yards of total offense per game. **Ohio State (10/22):** Notched one tackle, a combined tackle for loss with Jason Cabinda in the first quarter...Helped the defense hold Ohio State scoreless in two quarters for the first time since Michigan State in 2015, which was Ohio State's last loss...Helped the defense to a season-high 11.0 tackles for loss, the most TFLs since posting 11.0 vs. Maryland in 2015...The 11.0 tackles for loss are the most yielded by the Buckeyes since giving up 11.0 vs. Alabama (2015).

» 2016 GAME-BY-GAME

Tackles (Solo-Assisted-Total)

KENT STATE 0-2-2; at Pitt 0-1-1; TEMPLE 2-5-7; at Michigan 0-1-1; MINNESOTA 0-2-2; MARYLAND 1-1-2; OHIO STATE 0-1-1; at Purdue DNP.

» COTHREN'S CAREER STATISTICS & GAME HIGHS

	UA-A	TK	FF	FR	I	PBU	SACK	TFL
2014	8-3	11	-	-	-	-	0.5-1	2.5-6
2015	4-9	13	-	-	-	1	0.5-2	0.5-2
2016	3-13	16	-	-	-	-	1.0-4	4.0-11
CAREER	15-25	40	-	-	-	1	2.0-7	7.0-19

Tackles 7; Temple, 9/17/16
Sacks 0.5; Four Times: Last Temple, 9/17/16
Tackles for Loss 2.5; Temple, 9/17/16
Pass Breakups 1; Michigan, 11/21/15



38 DESI DAVIS

5-11 ▶ 178 ▶ Jr./So. Eligible
Cornerback ▶ Ardmore, Pa.

» 2016

Season: Appeared in one game. **Temple (9/17):** Made his collegiate debut.



95 TYLER DAVIS

5-11 ▶ 180 ▶ Sr./Jr. Eligible
Kicker/Punter ▶ St. Charles, Ill.

» CAREER NOTES & RECORDS

Owens the school record for consecutive field goals made with 18, breaking Sam Ficken's mark of 15 straight makes between the 2012 and 2013 seasons...Had his consecutive field goals made streak snapped on a first quarter blocked kick vs. Ohio State...The 18-straight made field goals were tied for the longest streak in the Big Ten since Brad Craddock (UMD) converted 24 straight in from 2013-14...The 18 consecutive field goals are tied for the fourth-longest streak in Big Ten history.

» 2016

Awards: Named one of 20 semifinalists for the Lour Groza Award...Named one of three Lour Groza Award Stars of the Week on Oct. 3, 2016, following his effort vs. Minnesota, which included a game-tying field goal in the final seconds of regulation.

Season: Started eight games at place kicker...Off to the best kicking start in Penn State history. **Rankings:** Tied for No. 1 in the B1G and No. 17 in the NCAA in field goals per game (1.63 fpgg)...Is No. 2 in the Big Ten and No. 5 nationally with a .929 field goal percentage...Is No. 2 in the Big Ten and No. 38 nationally in scoring (8.6 ppg). **Kent State (9/3):** Converted on all five kicks for nine points...Was 3-for-3 on extra points...Connected on field goals of 29 and 28 yards. **at Pitt (9/10):** Connected on a 38-yard field goal in the fourth quarter...Nailed all four extra point attempts. **Temple (9/17):** Talled 10 points...Knocked in both field goal attempts and all four extra points...Converted field goals of 30 and a season-long 40 yards. **at Michigan (9/24):** Connected on a 21-yard field goal in the third quarter...Converted his only extra point attempt. **Minnesota (10/1):** Converted three field goals (19, 27, 40 yards) to push his streak to 17 straight makes to begin his career and set the school record...Also made both extra point attempts to account for 11 points. **Maryland (10/8):** Handled five PAT attempts and converted his only field goal of the game for eight points...Connected on a 30-yard field goal in the second quarter to extend his school-record streak to 18 straight makes. **Ohio State (10/22):** Had his consecutive field goals made streak snapped on a blocked first quarter attempt from 39 yards...Converted a field goal in the fourth quarter from 34 yards out...Hit all three extra point attempts. **at Purdue (10/29):** Converted all 10 of his kicks...Scored a career-high 14 points, with a pair of field goals and a career-best eight extra points...Connected on field goals of 29 and 33 yards.

» DAVIS' CAREER SCORING STATISTICS & GAME HIGHS

	FGM-A	%	0-19	20-29	30-39	40-49	50+	LG	XP	PTS
2015	8-8	100.0	2-2	3-3	2-2	1-1	-	42	11-11	35
2016	13-14	.928	1-1	5-5	5-6	2-2	-	40	30-30	69
CAREER 21-22	.950	3-3	8-8	7-8	3-3	-	-	42	41-41	104

Points Scored 14; at Purdue, 10/29/16
PATs Made 8; at Purdue, 10/29/16
Field Goals Made 3; Twice: Last Minnesota, 10/1/16
Field Goals Attempted 3; Twice: Last Minnesota, 10/1/16
Longest Field Goal 42 yards; Illinois, 10/31/15

» DAVIS' CAREER KICKOFF STATISTICS

	No.	Yds	AVG	TB	OB
2015	10	595	59.5	3	1
2016	-	-	-	-	-
CAREER	10	595	59.5	3	1



53 DEREK DOWREY

6-3 ▶ 323 ▶ Gr./Sr. Eligible
Guard/Center ▶ Winchester, Va.

» 2016

Season: Appeared in eight games with four starts. **Kent State (9/3):** Helped pave the way for Saquon Barkley's 105-yard rushing effort and protected Trace McSorley, who posted his first career 200-yard passing game. **at Pitt (9/10):** Part of an offensive line that cleared the way for Saquon Barkley's four rushing touchdowns...Blocked for Trace McSorley's 332 passing yards, which ranks No. 13 in Penn State single game history. **Temple (9/17):** Part of a line that didn't allow a sack...Paved the way for three rushing touchdowns...Protected Trace McSorley in his third career 200-yard passing effort. **at Michigan (9/24):** Helped Saquon Barkley move into the top-30 on the career rushing list...Protected Trace McSorley, who threw a touchdown pass in his fifth straight game. **at Purdue (10/29):** Made one special teams tackle on punt coverage.

Note: Has two career tackles, including one special teams stop in 2016.



7 KOA FARMER

6-1 ▶ 222 ▶ Jr./So. Eligible
Linebacker ▶ Lake View Terrace, Calif.

» 2016

Awards: Named to the Pro Football Focus National Team of the Week following his performance at Purdue (10/29).

Season: Appeared in eight games with one start...Moved from safety to linebacker following the Temple game...Made his first career start vs. Maryland (10/8) at linebacker...One of 16 first time starters in 2016. **Kent State (9/3):** Made his first career tackle in the fourth quarter, a combined stop with Jason Cabinda. **at Michigan (9/24):** Made three tackles. **Minnesota (10/1):** Had three tackles...Made his first career tackle for loss with a combined stop with Shareef Miller. **Maryland (10/8):** Notched a career-high five tackles...Logged his first career sack and forced fumble on the same play in the second quarter...Combined with Brandon on a third quarter TFL to give him a career-high 1.5 tackles for loss on the day...A part of a defense that allowed a season-low 11 first downs...Helped limit Maryland 14 points - all in the first half - 170 rushing yards and 270 yards of total offense, after the Terps entered averaging 43.2 points, 300.0 rushing and 466.2 yards of total offense per game. **Ohio State (10/22):** Made two tackles, one on special teams and one on defense. **at Purdue (10/29):** Made three stops...Added his first career pass breakup in the second quarter...Returned one kickoff for three yards.

» 2016 GAME-BY-GAME

Tackles (Solo-Assisted-Total)

KENT STATE 0-1-1; at Pitt 0-0-0; TEMPLE 0-0-0 at Michigan 2-1-3; MINNESOTA 2-1-3; MARYLAND 1-4-5; OHIO STATE 1-1-2; at Purdue 2-1-3.

» FARMER'S CAREER STATISTICS & GAME HIGHS

	UA-A	TK	FF	FR	I	PBU	SACK	TFL
2015	-	-	-	-	-	-	-	-
2016	8-9	17	1	-	-	1	1.0-5	2.0-7
CAREER	8-9	17	1	-	-	1	1.0-5	2.0-7

Tackles 5; Maryland, 10/8/16
Tackles for Loss 1.5; Maryland, 10/8/16
Sacks 1.0; Maryland, 10/8/16
Forced Fumbles 1; Maryland, 10/8/16
Pass Breakups 1; at Purdue, 10/29/16





16 BILLY FESSLER

5-11 ▶ 188 ▶ Jr./So. Eligible

Quarterback ▶ Erie, Pa.

» 2016

Season: Appeared in one game. **at Purdue (10/29):** Made his collegiate debut in the fourth quarter.



72 BRIAN GAIA

6-3 ▶ 295 ▶ Gr./Sr. Eligible

Guard/Center ▶ Pasadena, Md.

» 2016

Season: Started eight games...Named team captain...Moved from guard to center during spring practice...Has played defensive tackle (2013), offensive guard (2014 & 2015) and center (2016) in his career. **Kent State (9/3):** Started at center for the first time in his career...Helped pave the way for Saquon Barkley's 105-yard rushing effort and protected Trace McSorley, who posted his first career 200-yard passing game. **at Pitt (9/10):** Part of an offensive line that cleared the way for Saquon Barkley's four rushing touchdowns...Blocked for Trace McSorley's 332 passing yards, which ranks No. 14 in Penn State single game history. **Temple (9/17):** Part of a line that didn't allow a sack...Paved the way for three rushing touchdowns...Protected Trace McSorley in his third career 200-yard passing effort. **at Michigan (9/24):** Helped Saquon Barkley move into the top-30 on the career rushing list...Protected Trace McSorley, who threw a touchdown pass in his fifth straight game. **Minnesota (10/1):** Helped Penn State to 471 yards of total offense, the most since racking up an identical total vs. Rutgers in 2015...Protected Trace McSorley to the tune of 408 yards of total offense (335 passing, 73 rushing), the third-highest total in school history. **Maryland (10/8):** Paved the way for 372 total rushing yards, the third-highest total for a Penn State team in Big Ten play and fourth-most in a game and fourth-most in any game for Penn State in the last 20 years...Guided the offense to 524 total yards, the most since 2014 vs. UCF (511) and the most in Big Ten play since 2012 vs. Indiana (546). **Ohio State (10/22):** Cleared the way for Saquon Barkley's 99 rushing yards. **at Purdue (10/29):** Helped Penn State gain more than 500 total yards, ending the game with 511...Blocked for Saquon Barkley's 207 rushing yards and Trace McSorley's 228 yards passing...Helped Penn State score eight offensive touchdowns in the game...Integral part of Penn State scoring 62 points, its most points since scoring 66 vs. Coastal Carolina in 2006 and the most in a Big Ten game since tallying 63 vs. Illinois in 2005.



19 GREG GARRY

5-10 ▶ 165 ▶ Sr./Sr. Eligible

Wide Receiver ▶ Pittsburgh, Pa.

» 2016

Season: Appeared in three games. **Maryland (10/8):** Saw time on the punt return unit. **Ohio State (10/22):** Returned a career-high two punts for a career-best 11 yards...Had a long return of seven yards in the third quarter.

» 2016 GAME-BY-GAME

Punt Returns (Returns-Yards-TD-YPR)

KENT STATE DNP; at Pitt DNP; TEMPLE DNP; at Michigan DNP; MINNESOTA DNP; MARYLAND 0-0-0-0.0; OHIO STATE 2-11-0-5.5; at Purdue 0-0-0-0.0.

» GARRY'S CAREER PUNT RETURN STATISTICS & GAME HIGHS

	No.	Yds	AVG	TD	LG
2013	1	9	9.0	-	9
2014	1	-	-	-	-
2015	2	9	4.5	-	5
2016	2	11	5.5	-	7
Career	6	29	4.8	-	9

Punt Returns2; Ohio State, 10/22/16

Punt Return Yards11; Ohio State, 10/22/16

Longest Punt Return9 yards; Purdue, 11/16/13



88 MIKE GESICKI

6-6 ▶ 252 ▶ Jr./Jr. Eligible

Tight End/H-Back ▶ Manahawkin, N.J.

» 2016

Awards: Selected to the Mackey Award Preseason Watch List...Is on the Mackey Midseason Watch List.

Season: Started eight games...Has four or more catches in five of the last seven games. **Rankings:** Is No. 4 in the Big Ten and No. 14 nationally in receptions by a tight end (28)...Ranks No. 2 in the B1G and No. 18 nationally in receiving yards by a tight end (346). **Kent State (9/3):** Made three receptions and one touchdown grab...Totaled 49 yards receiving. **at Pitt (9/10):** Caught a then-career-high four passes for 47 yards. **Temple (9/17):** Logged a career-high 62 receiving yards on two catches...Hauled in a career-long 52 yarder with a one-handed grab in the third quarter. **at Michigan (9/24):** Grabbed a career-high five passes for 23 yards. **Minnesota (10/1):** Tied a career high with five grabs for a career-best 70 yards...Hauled in a career-long 53 reception to set up first-and-goal, eventually leading to a Trace McSorley touchdown run. **Maryland (10/8):** Pulled in four receptions for 26 yards and one touchdown...Capped Penn State opening drive with a 5-yard catch-and-run that ended in a dive into the end zone. **Ohio State (10/22):** Caught four passes for 46 yards...Had a 16-yard grab on Penn State fourth quarter touchdown drive...Pulled in a 26-yarder on his first catch of the game on Penn State's opening drive. **at Purdue (10/29):** Made one catch, a 23-yard grab on third-and-10 on Penn State's opening drive, which eventually ended in a Saquon Barkley touchdown run.

» 2016 GAME-BY-GAME

Receiving (Receptions-Yards-TD)

KENT STATE 3-49-1; at Pitt 4-47-0; TEMPLE 2-62-0; at Michigan 5-23-0; MINNESOTA 5-70-0; MARYLAND 4-26-1; OHIO STATE 4-46-0; at Purdue 1-23-0.

» GESICKI'S CAREER OFFENSIVE STATISTICS & GAME HIGHS

	Att.	Yds.	Avg.	TD	LG	Rec.	Yds.	Avg.	TD	LG
2014	-	-	-	-	-	11-114	10.4	-	30	-
2015	-	-	-	-	-	13-125	9.6	1	33	-
2016	-	-	-	-	-	28-346	12.3	2	53	-
CAREER	-	-	-	-	-	52-585	11.2	3	53	-

Receptions 5; Twice: Last Minnesota, 10/1/16

Receiving Yards 70; Minnesota, 10/1/16

Receiving Touchdowns 1; Three Times: Last Maryland, 10/8/16

Longest Reception 53 yards; Minnesota, 10/1/16



93 BLAKE GILLIKIN

6-2 ▶ 182 ▶ Fr./Fr. Eligible

Punter/Kicker ▶ Smyrna, Ga.

» 2016

Awards: Is a candidate for the Ray Guy Award, given to the nation's top collegiate punter.

Season: Started eight games at punter...Is just the third true freshman to start at punter since 1946 (1979, Ralph Giacomarro; 2014 Daniel Pasquariello)...One of 16 first time starters in 2016...One of 22 freshmen (18 redshirt, 4 true) to appear in 2016...Has six kicks downed inside the opponent's 10-yard line through seven games. **Rankings:** Is No. 53 in the NCAA and No. 3 in the Big Ten in punting average (41.4 ypp). **Kent State (9/3):** Hit six punts for 282 yards...Averaged 47.0 yards per punt, which is the fourth best performance by a freshman in Penn State history...Booted a long punt of 58 yards...Pinned two punts inside the 20. **at Pitt (9/10):** Punted five times - four in the first half - for 233 yards...Averaged 46.6 yards per punt...His 69-yard punt in the fourth quarter was a career long and Penn State's longest punt since Anthony Fera had a 69-yard punt (vs. Purdue, 2011)...The 69-yard punt is the second-longest punt by a freshman in Penn State history behind Fera's 74-yarder (2010)...Pinned the Panthers inside their own 20 yard line on three occasions, including two inside the 10...Pinned Pitt at its own 1-yard line with his first punt of the game. **Temple (9/17):** Hit three punts, including just one in the second half, averaging 35.0 yards per punt...Pinned Temple at its own 1-yard line on his first punt...Had two punts downed inside the Temple 20. **at Michigan (9/24):** Punted six times for an average of 45.0 yards...Pinned Michigan inside its own 10-yard line on a third quarter punt. **Minnesota (10/1):** Punted six times for an average of 39.2 yards...Dropped one punt inside the Minnesota 20. **Maryland (10/8):** Hit three punts for an average of 34.0 yards...Downed two punts inside the Maryland 20...Pinned Maryland at its own 7-yard line on his second punt of the afternoon...Had a punt blocked in the second quarter...Didn't not handle punting duties in the second half. **Ohio State (10/22):** Hit a career-high seven punts for 264 yards...Pinned three punts inside the OSU 20, including his sixth punt inside an opponent's 10-yard line in the first quarter...Four punts were fair caught by the Buckeyes. **at Purdue (10/29):** Punted three times for an average of 41.3 yards...Had one punt of 50-plus yards.

» GILLIKIN'S CAREER PUNTING STATISTICS & GAME HIGHS

	Punts	Yards	Avg.	I-20	FC	50+	LG	BLK
2016	39	1,615	41.4	14	10	6	69	1
CAREER	39	1,615	41.4	14	10	6	69	1

Punt Attempts7; Ohio State, 10/22/16

Punt Yards282; Kent State, 9/3/16

Punt Average47.0; Kent State, 9/3/16

Longest Punt69; at Pitt, 9/10/16



30 KEVIN GIVENS

6-1 ▶ 275 ▶ So./Fr. Eligible

Defensive Tackle ▶ Altoona, Pa.

» 2016

Awards: Named to the *Pro Football Focus* Big Ten Team of the Week following his performance vs. No. 2 Ohio State (10/22).

Season: Appeared in eight game with six starts...One of 16 first time starters in 2016...One of 22 freshmen (18 redshirt, 4 true) to appear in 2016. **Kent State (9/3):** Started his first career game...Made three stops...Recorded his first career tackle in the first quarter, a combined stop with Christian Campbell. **Temple (9/17):** Collected two tackles...Recorded his first career tackle for loss, a third quarter solo takedown behind the line...A part of a front seven that limited Temple to just 38 rushing yards, the fewest since holding Illinois to 37 yards on the ground in 2015. **at**



@PennStateFBall



PSUFball

2016

PSUnivaled.com

GoPSUsports.com

Michigan (9/24): Tied a career high with three stops. **Minnesota (10/1):** Recorded a career-high-tying three tackles...Had one tackle for loss, including a combined sack with Robert Windsor in the fourth quarter. **Maryland (10/8):** Had one tackle...Made the first full sack of his career with a solo takedown of Tyrrell Pigrome in the fourth quarter...A part of a defense that allowed a season-low 11 first downs...Helped limit Maryland 14 points - all in the first half - 170 rushing yards and 270 yards of total offense, after the Terps entered averaging 43.2 points, 300.0 rushing and 466.2 yards of total offense per game. **Ohio State (10/22):** Made two tackles...Combined with Evan Schwan on a fourth down sack of J.T. Barrett to seal Penn State's first win over a Top 2 team since 1990 (at No. 1 Notre Dame) and the first at home since 1982 (No. 2 Nebraska)...Helped the defense to a season-high 11.0 tackles for loss, the most TFLs since posting 11.0 vs. Maryland in 2015...The 11.0 tackles for loss are the most yielded by the Buckeyes since giving up 11.0 vs. Alabama (2015)...The 6.0 sacks given up by Ohio State are the most since yielding 7.0 against Virginia Tech (2014). **at Purdue (10/29):** Recovered his first career fumble in the fourth quarter...Helped Penn State force four turnovers, its most since causing five against Maryland in 2015.

» 2016 GAME-BY-GAME

Tackles (Solo-Assisted-Total)

KENT STATE 0-3-3; at Pitt 0-0-0; TEMPLE 1-1-2; at Michigan 2-1-3; MINNESOTA 1-2-3; MARYLAND 1-0-1; OHIO STATE 0-2-2; at Purdue 0-0-0.

» GIVENS' CAREER STATISTICS & GAME HIGHS

	UA-A	TK	FF	FR	I	PBU	SACK	TFL
2016	5-9	14	-	1	-	-	2.0-10	3.5-13
CAREER	5-9	14	-	1	-	-	2.0-10	3.5-13

Tackles3; Three Times: Last Minnesota, 10/1/16

Tackles for Loss1.0; Twice: Last Maryland, 10/8/16

Sacks1.0; Maryland, 10/8/16

Fumble Recoveries1; at Purdue, 10/29/16



12
CHRIS
GODWIN

6-1 ▶ 205 ▶ Jr./Sr. Eligible

Wide Receiver ▶ Middletown, Del.

» CAREER NOTES & RECORDS

Is one of 14 players to eclipse the 100 career catch mark, joining teammate DaeSean Hamilton and current assistant coach Terry Smith (108; 1989-91)...Godwin and Hamilton are just the second set of teammates with 100-plus career receptions, joining Derrick Williams, Jordan Norwood and Deon Butler (2005-08)...Is No. 10 on the career touchdown receptions chart with 12 scoring grabs in his three seasons...Ranks 10th on the career receiving yards list with 1,844 yards...Sits No. 8 on the career receptions charts (124)...Owns seven career 100-yard receiving games, with one in 2016, five coming in 2015 and the other coming against Boston College in the 2014 New Era Pinstripe Bowl...Has at least one catch in 32 of 34 career games, including a stretch of 19-straight games with from 2014-16...Made four or more grabs in 17 of his last 22 games dating back to 2014...Became just the third Penn State wide receiver (Bobby Engram, Allen Robinson) to eclipse the 1,000-yard mark in a single season, finishing second on the season receiving yards list with 1,101 yards...Finished fourth on the Penn State season receptions list with 69 in 2015...Owns the Penn State record for career bowl receiving yardage (273 yards in two bowls)...Ranks second (140; 2014 Pinstripe Bowl) and third (133; 2016 TaxSlayer Bowl) in individual bowl game receiving yardage.

» 2016

Awards: Selected to the Maxwell Award and Biletnikoff Award Preseason Watch Lists.

Season: Started eight games. **Kent State (9/3):** Made seven catches for 67 yards to lead the team in both categories...Became the 14th member of the 100-catch club with his sixth grab of the game...Hauled in a 26-yard pass during Penn State's first scoring drive of the game...Made a 7-yard grab on third-and-7 to extend Penn State's final scoring drive. **at Pitt (9/10):** Nabbed four passes for 36 yards...Caught a 15-yard pass for a first down on third-and-1 during Penn State's second scoring drive. **Temple**

(9/17): Made seven catches for 117 yards, posting his seventh career 100-yard receiving game...Hauled in a 52-yard touchdown reception to open the scoring in the first quarter...Also had a 23-yard catch in the second quarter. **at Michigan (9/24):** Only catch was an 8-yard touchdown catch in the fourth quarter. **Minnesota (10/1):** Corralled four catches for 97 yards...Made a 20-yard catch on third-and-10 during the game-tying drive late in the fourth quarter...Also made a 32-yard reception in the fourth quarter. **Ohio State (10/22):** Caught two passes for 39 yards...Both catches came on the same second quarter drive...Helped convert a third-and-8 with a 19-yard grab and then hauled in a 20-yard touchdown pass from Trace McSorley with nine seconds left in the second quarter to open the scoring for Penn State...Had one rush for a career-long 13 yards in the first quarter. **at Purdue (10/24):** Hauled in five passes for 58 yards...Tied his career high with two touchdown catches...Had scoring grabs of 38 yards and 1-yard.

» 2016 GAME-BY-GAME

Rushing (Carries-Yards-TD)

KENT STATE 0-0-0; at Pitt 0-0-0; TEMPLE 0-0-0; at Michigan 0-0-0; MINNESOTA 0-0-0; MARYLAND 0-0-0; OHIO STATE 1-13-0; at Purdue 0-0-0.

Receiving (Receptions-Yards-TD)

KENT STATE 7-67-0; at Pitt 4-36-0; TEMPLE 7-117-1; at Michigan 1-8-1; MINNESOTA 4-97-0; MARYLAND 0-0-0; OHIO STATE 2-39-1; at Purdue 5-58-2.

» GODWIN'S CAREER OFFENSIVE STATISTICS & GAME HIGHS

	Att.-Yds.	Avg.	TD	LG	Rec.-Yds.	Avg.	TD	LG
2014	2-1	0.5	-	1	25-321	12.8	2	72
2015	-	-	-	-	69-1,101	16.0	5	56
2016	1-13	13.0	-	13	30-422	14.0	5	52
CAREER	3-14	4.6	-	13	124-1,844	14.8	12	72

Rushing Attempts2; at Michigan State, 11/29/14

Rushing Yards13; Ohio State, 10/22/16

Longest Rush13 yards; Ohio State, 10/22/16

Receptions11; at Michigan State, 11/28/15

Receiving Yards140; vs. Boston College, 12/27/14

Receiving Touchdowns2; Twice: at Purdue, 10/29/16

Longest Reception72 yards; vs. Boston College, 12/27/14



6
MALIK
GOLDEN

6-0 ▶ 205 ▶ Gr./Sr. Eligible

Safety ▶ Hartford, Conn.

» 2016

Season: Started seven games. **Kent State (9/3):** Collected three tackles...Broke up a career-best two passes. **at Pitt (9/10):** Made six tackles, including a career-high 1.5 tackles for loss...Nabbed his second career interception on a tipped pass in the second quarter...Combined with Robert Windsor on a TFL in the second quarter...Made a solo TFL on a swing pass to force a Pitt punt on and get Penn State the ball back trailing by three with 3:56 to play in the game. **Temple (9/17):** Posted a game-high nine tackles to tie his then-career best (at Michigan State, 2015). **at Michigan (9/24):** Posted his first career double-digit tackle game with 11 hits - eight solo...Had 1.0 tackle for loss, a second quarter takedown behind the line of scrimmage...Added one pass breakup. **Maryland (10/8):** Made six stops - three solo...A part of a defense that allowed a season-low 11 first downs...Helped limit Maryland 14 points - all in the first half - 170 rushing yards and 270 yards of total offense, after the Terps entered averaging 43.2 points, 300.0 rushing and 466.2 yards of total offense per game. **Ohio State (10/22):** Logged six stops - three solo...Helped the defense hold Ohio State scoreless in two quarters for the first time since Michigan State in 2015, which was Ohio State's last loss. **at Purdue (10/29):** Ranked second on the team with eight stops - five solo...Made a solo tackle for loss in the third quarter...Helped the defense hold Purdue to just 46 yards rushing, the second opponent held under 50 yards rushing in 2016.

» 2016 GAME-BY-GAME

Tackles (Solo-Assisted-Total)

KENT STATE 3-0-3; at Pitt 3-3-6; TEMPLE 3-6-9; at Michigan 8-3-11; MINNESOTA DNP; MARYLAND 3-3-6; OHIO STATE 3-3-6; at Purdue 5-3-8.

» GOLDEN'S CAREER STATISTICS & GAME HIGHS

	UA-A	TK	FF	FR	I	PBU	SACK	TFL
2013	3-5	8	-	-	-	1	-	-
2014	4-3	7	-	-	-	1	-	0.5-1
2015	17-23	40	-	-	1	1	-	-
2016	28-21	49	-	-	1	3	-	3.5-5
CAREER	52-52	104	-	-	2	6	-	4.0-6

Tackles11; at Michigan, 9/24/16

Tackles for Loss1.5; at Pitt, 9/10/16

Interceptions1; Twice: Last at Pitt, 9/10/16

Pass Breakups2; Kent State, 9/3/16



57
STEVEN
GONZALEZ

6-4 ▶ 334 ▶ So./Fr. Eligible

Guard/Center ▶ Union City, N.J.

» 2016

Season: Appeared in five games...One of 22 freshmen (18 redshirt, 4 true) to appear in 2016. **Kent State (9/3):** Made his first career appearance.



37
CHRIS
GULLA

6-1 ▶ 196 ▶ Sr./Jr. Eligible

Kicker/Punter ▶ Toms River, N.J.

» 2016

Season: Appeared in eight games...Serves as the holder on all placements.

» GULLA'S CAREER PUNTING STATISTICS & GAME HIGHS

	Punts	Yards	Avg.	I-20	FC	50+	LG	BLK
2014	28	1045	37.3	9	11	4	53	1
2015	23	868	37.7	8	6	3	52	-
2016	-	-	-	-	-	-	-	-
CAREER	51	1,913	37.5	17	17	7	53	1

Punt Attempts7; San Diego State, 9/26/15

Punt Yards294; San Diego State, 9/26/15

Longest Punt53 yards; Akron, 9/6/14

Note: Has three career kickoffs for an average of 47.0 yards.



15
GRANT
HALEY

5-9 ▶ 185 ▶ Jr./Sr. Eligible

Cornerback ▶ Atlanta, Ga.

» CAREER NOTES & RECORDS

Became the first player in school history to return a blocked field goal for a touchdown vs. Ohio State (10/22), taking it back 60 yards following a Marcus Allen block...Broke the Penn State season record with 32 kickoff returns in 2014 (Chaz Powell, 27; 2011)...His 659 kickoff return yards in 2014 rank second on the school season list (Powell, 733 yards; 2011)...His first career interception was returned for a touchdown against Temple and was the first defensive touchdown scored by a Penn State true freshman since Paul Posluszny returned an interception against Indiana on the same date (Nov. 15) in 2003.



@PennStateFBall



PSUFBall

2016

PSUnivald.com

GoPSUsports.com

» 2016

Awards: Earned Co-Big Ten Special Teams Player of the Week (Allen, PSU) and Rose Bowl Game Big Ten Player of the Week after returning a blocked field goal for the game-winning touchdown vs. No. 2 Ohio State (10/22).

Season: Appeared in six games with five starts. **Minnesota (10/1):** Totaled a career-high tying seven stops. **Maryland (10/8):** Posted two tackles...A part of a defense that allowed a season-low 11 first downs... Helped limit Maryland 14 points - all in the first half - 170 rushing yards and 270 yards of total offense, after the Terps entered averaging 43.2 points, 300.0 rushing and 466.2 yards of total offense per game. **Ohio State (10/22):** Made three assisted tackles...Returned Marcus Allen's blocked field goal for 60 yards and the game-winning score with 4:27 to play in the fourth quarter...The return marks the first field goal return for a touchdown in Penn State history...Helped the defense hold Ohio State scoreless in two quarters for the first time since Michigan State in 2015, which was Ohio State's last loss. **at Purdue (10/29):** Made three tackles... Helped the defense hold Purdue to just 46 yards rushing, the second opponent held under 50 yards rushing in 2016.

» 2016 GAME-BY-GAME

Tackles (Solo-Assisted-Total)

KENT STATE 0-0-0; at Pitt 0-0-0; TEMPLE DNP; at Michigan DNP; MINNESOTA 2-5-7; MARYLAND 1-1-2; OHIO STATE 0-3-3; at Purdue 2-1-3.

» HALEY'S CAREER STATISTICS & GAME HIGHS

	UA-A	TK	FF	FR	I	PBU	SACK	TFL
2014	12-6	18	-	-	1	2	-	-
2015	27-15	42	1	-	2	7	-	2.0-10
2016	5-10	15	-	-	-	-	-	-
CAREER	44-31	75	1	-	3	9	-	2.0-10

Tackles 7; Twice: Last Minnesota, 10/1/16
Tackles for Loss 1.0; vs. Georgia, 1/2/16
Forced Fumbles 1; at Northwestern, 11/7/15
Interceptions 1; Three Times: Last vs. Maryland, 10/24/15
Long Interception Return 30 yards; Temple, 11/15/14
Pass Breakups 2; Michigan, 11/21/15

Note: Has two career touchdowns; returned a blocked kick 60 yards for a touchdown vs. Ohio State in 2016 and returned an interception 30 yards for a score against Temple in 2014.



5
DAESEAN
HAMILTON

6-1 > 205 > Sr./Jr. Eligible

Wide Receiver > Fredericksburg, Va.

» CAREER NOTES & RECORDS

Has caught a pass in all 34 career games, a streak that ranks No. 12 among active FBS pass catchers...Ranks No. 6 on Penn State's all-time receptions list with 147 catches...Ranks 14th on Penn State's all-time receiving yardage list (1,731)...Has 15 career games with five-plus receptions... Is one of just 14 Nittany Lions with 100-plus career receptions, joining teammate Chris Godwin and current assistant coach Terry Smith (108, 1989-91)...Hamilton and Godwin are just the second set of teammates with 100-plus career receptions, joining Derrick Williams, Jordan Norwood and Deon Butler (2005-08)...His 82 catches in 2014 rank second on Penn State's single season charts...Broke the Penn State freshman records for receptions (14) and receiving yards (165) in a game and season in 2014... His 82 receptions rank second in a season in school history, trailing only Allen Robinson (97 in 2013)...Broke the Penn State game reception record with 14 catches against No. 13 Ohio State...In just the sixth game of the season, broke the Penn State freshman record for receptions in a season with his second of seven catches at Michigan, passing Butler's mark of 37 from the 2005 season...Set the program freshman record for receiving yards in a season against Maryland, passing Butler's mark of 691 yards in 2005...One of just six Penn State freshmen to record a 100-yard receiving game and his four 100-yard efforts are the most by a Penn State freshman, surpassing Butler's two from 2005.

» 2016

Season: Appeared in eight games with seven starts. **Kent State (9/3):** Had two catches for nine yards and one touchdown. **at Pitt (9/10):** Hauled in a game-high eight receptions for 82 yards...Caught the two-point conversion pass from Trace McSorley that pulled Penn State within three points with 5:00 to play in the game...Had one tackle. **Temple (9/17):** Collected two catches for 50 yards...Closed the third quarter with a 45-yard catch-and-run to set up a 30-yard Tyler Davis field goal...Recovered an onside kick attempt late in the fourth quarter. **at Michigan (9/24):** Made one catch for 11 yards...Gained 11 yards and a first down on Penn State's touchdown drive in the fourth quarter. **Minnesota (10/1):** Pulled down three passes for 17 yards. **Maryland (10/8):** Made two grabs for 35 yards. **Ohio State (10/22):** Had one catch for 34 yards on Penn State's first scoring drive. **at Purdue (10/29):** Made one catch for 14 yards.

» 2016 GAME-BY-GAME

Rushing (Carries-Yards-TD)

KENT STATE 0-0-0; at Pitt 0-0-0; TEMPLE 1-(-12)-0; at Michigan 0-0-0; MINNESOTA 0-0-0; MARYLAND 0-0-0; OHIO STATE 0-0-0; at Purdue 0-0-0.

Receiving (Receptions-Yards-TD)

KENT STATE 2-9-1; at Pitt 8-82-0; TEMPLE 2-50-0; at Michigan 1-11-0; MINNESOTA 3-17-0; MARYLAND 2-35-0; OHIO STATE 1-34-0; at Purdue 1-14-0.

» HAMILTON'S CAREER OFFENSIVE STATISTICS & GAME HIGHS

	Att.-Yds.	Avg.	TD	LG	Rec.-Yds.	Avg.	TD	LG
2014	8-32	4.0	-	11	82-899	11.0	2	51
2015	-	-	-	-	45-580	12.9	6	48
2016	1-(-12)	(-12.0)	-	-	20-252	12.6	1	45
CAREER	9-20	2.2	-	11	147-1,731	11.7	9	51

Receptions 14; Ohio State, 10/25/14
Receiving Yards 165; vs. UCF, 8/30/14
Receiving Touchdowns 1; Nine Times: Last Kent State, 9/3/16
Longest Reception 51 yards; vs. Northwestern, 9/27/14
All-Purpose Yards 165; vs. UCF, 8/30/14

Note: Has two career tackles.



18
JONATHAN
HOLLAND

6-4 > 245 > So./Fr. Eligible

Tight End/H-Back > Brandywine, Md.

» 2016

Season: Appeared in seven games, primarily on special teams...One of 22 freshmen (18 redshirt, 4 true) to appear in 2016. **Kent State (9/3):** Made his collegiate debut.

» 2016 GAME-BY-GAME

Receiving (Receptions-Yards-TD)

KENT STATE 0-0-0; at Pitt 0-0-0; TEMPLE 0-0-0; at Michigan 0-0-0; MINNESOTA 0-0-0; MARYLAND 0-0-0; OHIO STATE DNP; at Purdue 0-0-0.



76
STERLING
JENKINS

6-8 > 328 > So./Fr. Eligible

Tackle > Pittsburgh, Pa.

» 2016

Season: Appeared in seven games...One of 22 freshmen (18 redshirt, 4 true) to appear in 2016. **Kent State (9/3):** Made his collegiate debut.



36
JAN
JOHNSON

6-2 > 216 > So./Fr. Eligible

Linebacker > Mohnton, Pa.

» 2016

Season: Appeared in one game...One of 22 freshmen (18 redshirt, 4 true) to appear in 2016...Is the second Penn State linebacker to suffer a season-ending injury. **at Michigan (9/24):** Made his collegiate debut in the second quarter...Totaled his first two career tackles...Left the game in the second quarter with a season-ending injury.

» 2016 GAME-BY-GAME

Tackles (Solo-Assisted-Total)

KENT STATE DNP; at Pitt DNP; TEMPLE DNP; at Michigan 1-1-2; MINNESOTA INJ; MARYLAND INJ; OHIO STATE INJ.

» JOHNSON'S CAREER STATISTICS & GAME HIGHS

	UA-A	TK	FF	FR	I	PBU	SACK	TFL
2016	1-1	2	-	-	-	-	-	-
CAREER	1-1	2	-	-	-	-	-	-

Tackles 2; at Michigan, 9/24/16



84
JUWAN
JOHNSON

6-4 > 218 > So./Fr. Eligible

Wide Receiver > Glassboro, N.J.

» 2016

Season: Appeared in eight games, primarily on special teams... One of 16 first time starters in 2016...Made his first career start at Purdue (10/29)... One of 22 freshmen (18 redshirt, 4 true) to appear in 2016. **Kent State (9/3):** Made his collegiate debut. **at Pitt (9/10):** Collected his first collegiate reception, a 27-yard grab from Trace McSorley on Penn State's final scoring drive of the game. **Minnesota (10/1):** Made one special teams tackle. **Maryland (10/8):** Had one special teams tackle. **at Purdue (10/29):** Made two special teams tackles.

» 2016 GAME-BY-GAME

Receiving (Receptions-Yards-TD)

KENT STATE 0-0-0; at Pitt 1-27-0; TEMPLE 0-0-0; at Michigan 0-0-0; MINNESOTA 0-0-0; MARYLAND 0-0-0; OHIO STATE 0-0-0; at Purdue 0-0-0.

» JOHNSON'S CAREER OFFENSIVE STATISTICS & GAME HIGHS

	Att.-Yds.	Avg.	TD	LG	Rec.-Yds.	Avg.	TD	LG
2016	-	-	-	-	1-27	27.0	-	27
CAREER	-	-	-	-	1-27	27.0	-	27

Receptions 1; at Pitt, 9/10/16
Receiving Yards 27; at Pitt, 9/10/16
Longest Reception 27 yards; at Pitt, 9/10/16

Note: Also has four special teams tackles.



@PennStateFBall



PSUFBall



99
JOEY
JULIUS

5-10 ▶ 258 ▶ Jr./So. Eligible
Kicker ▶ Hummelstown, Pa.

» 2016

Season: Appeared in eight games...Handles all of the kickoffs. **Kent State (9/3):** Averaged 64.7 yards on seven kickoffs...Six of seven kickoffs were touchbacks...Made one tackle. **at Pitt (9/10):** Booted seven kickoffs for 424 yards...Averaged 60.6 yards per kickoff with four touchbacks. **Temple (9/17):** Had seven kickoffs with six touchbacks...Averaged 64.4 yards per kickoff. **at Michigan (9/24):** Averaged 53.0 yards on three kickoffs...Made one tackle. **Minnesota (10/1):** Hit six kickoffs for a 62.0 average...Had three touchbacks. **Maryland (10/8):** Logged two touchbacks on six kickoffs...Averaged 61.1 yards per kickoff. **Ohio State (10/22):** Averaged 59.3 yards on six kickoffs...Had one touchback...Made one tackle. **at Purdue (10/29):** Booted 11 kickoffs for 705 yards, an average of 64.1 yards per kickoff...Logged five touchbacks.

» JULIUS' CAREER SCORING STATISTICS & GAME HIGHS

	FGM-A	%	0-19	20-29	30-39	40-49	50+	LG	XP	PTS
2015	10-12	83.3	-	5-5	3-3	2-4	-	40	20-24	50
2016	-	-	-	-	-	-	-	-	-	-
CAREER	10-12	83.3	-	5-5	3-3	2-4	-	40	20-24	50

Points Scored 13; vs. San Diego State, 9/26/15
PATs Made 4; Three Times: Last: vs. Maryland, 10/24/15
Field Goals Made 3; vs. San Diego State, 9/26/15
Field Goals Attempted 3; Twice: Last vs. San Diego State, 9/26/15
Longest Field Goal 40 yards; Twice: Last vs. Maryland, 10/24/15

Tackles 1; Five Times: Last Ohio State, 10/22/16

» JULIUS' CAREER KICKOFF STATISTICS

	No.	Yds	AVG	TB	OB
2015	53	3,284	62.0	22	4
2016	54	3,348	62.0	27	2
CAREER	107	6,632	61.9	49	6



55
WENDY
LAURENT

6-2 ▶ 297 ▶ Gr./Sr. Eligible
Center/Guard ▶ Hamilton, N.J.

» 2016

Season: Appeared in seven games.



70
BRENDAN
MAHON

6-4 ▶ 320 ▶ Sr./Jr. Eligible
Guard/Center ▶ Randolph, N.J.

» 2016

Awards: Named to the *Pro Football Focus* National Team of the Week following his performance vs. Minnesota (10/1)...Named to the *Pro Football Focus* Big Ten Team of the Week after his showing vs. Maryland (10/8)...Named to the *Pro Football Focus* National Team of the Week following his performance vs. No. 2 Ohio State (10/22).

Season: Started eight games. **Kent State (9/3):** Helped pave the way for Saquon Barkley's 105-yard rushing effort and protected Trace McSorley, who posted his first career 200-yard passing game. **at Pitt (9/10):** Part of an offensive line that cleared the way for Saquon Barkley's four rushing touchdowns...Blocked for Trace McSorley's 332 passing yards, which ranks No. 13 in Penn State single game history. **Temple (9/17):** Part of a line that didn't allow a sack...Paved the way for three

rushing touchdowns...Protected Trace McSorley in his third career 200-yard passing effort. **at Michigan (9/24):** Helped Saquon Barkley move into the top-30 on the career rushing list...Protected Trace McSorley, who threw a touchdown pass in his fifth straight game. **Minnesota (10/1):** Helped Penn State to 471 yards of total offense, the most since racking up an identical total vs. Rutgers in 2015...Protected Trace McSorley to the tune of 408 yards of total offense (335 passing, 73 rushing), the third highest total in school history...Opened up the left side on Saquon Barkley's game-winning 25-yard touchdown run in overtime. **Maryland (10/8):** Started at left tackle before moving to right tackle following Andrew Nelson's second quarter injury...Paved the way for 372 total rushing yards, the third-highest total for a Penn State team in Big Ten play and fourth-most in a game and fourth-most in any game for Penn State in the last 20 years...Guided the offense to 524 total yards, the most since 2014 vs. UCF (511) and the most in Big Ten play since 2012 vs. Indiana (546). **Ohio State (10/22):** Cleared the way for Saquon Barkley's 99 rushing yards. **at Purdue (10/29):** Helped Penn State gain more than 500 total yards, ending the game with 511...Blocked for Saquon Barkley's 207 rushing yards and Trace McSorley's 228 yards passing...Helped Penn State score eight offensive touchdowns in the game...Integral part of Penn State scoring 62 points, its most points since scoring 66 vs. Coastal Carolina in 2006 and the most in a Big Ten game since tallying 63 vs. Illinois in 2005.



66
CONNOR
McGOVERN

6-5 ▶ 310 ▶ Fr./Fr. Eligible
Guard/Center ▶ Larksville, Pa.

» 2016

Season: Appeared in eight games with four starts...Made his first collegiate start vs. Minnesota (10/1)...One of 16 first time starters in 2016...One of 22 freshmen (18 redshirt, 4 true) to appear in 2016. **Kent State (9/3):** Made his collegiate debut. **Temple (9/17):** Part of a line that didn't allow a sack...Paved the way for three rushing touchdowns...Protected Trace McSorley in his third career 200-yard passing effort. **at Michigan (9/24):** Helped Saquon Barkley move into the top-30 on the career rushing list...Protected Trace McSorley, who threw a touchdown pass in his fifth straight game. **Minnesota (10/1):** Helped Penn State to 471 yards of total offense, the most since racking up an identical total vs. Rutgers in 2015...Protected Trace McSorley to the tune of 408 yards of total offense (335 passing, 73 rushing), the third-highest total in school history...Opened up the left side on Saquon Barkley's game-winning 25-yard touchdown run in overtime. **Maryland (10/8):** Paved the way for 372 total rushing yards, the third-highest total for a Penn State team in Big Ten play and fourth-most in a game and fourth-most in any game for Penn State in the last 20 years...Guided the offense to 524 total yards, the most since 2014 vs. UCF (511) and the most in Big Ten play since 2012 vs. Indiana (546). **Ohio State (10/22):** Cleared the way for Saquon Barkley's 99 rushing yards. **at Purdue (10/29):** Helped Penn State gain more than 500 total yards, ending the game with 511...Blocked for Saquon Barkley's 207 rushing yards and Trace McSorley's 228 yards passing...Helped Penn State score eight offensive touchdowns in the game...Integral part of Penn State scoring 62 points, its most points since scoring 66 vs. Coastal Carolina in 2006 and the most in a Big Ten game since tallying 63 vs. Illinois in 2005.



39
JOSH
McPHEARSON

5-10 ▶ 197 ▶ Sr./Jr. Eligible
Wide Receiver ▶ Columbia, Md.

» 2016

Season: Appeared two games...Made his Penn State debut against Maryland (10/8). **Maryland (10/8):** Made his first tackle on kickoff coverage in the fourth quarter.

» 2016 GAME-BY-GAME

Tackles (Solo-Assisted-Total)

KENT STATE DNP; at Pitt DNP; TEMPLE DNP; at Michigan DNP; MINNESOTA DNP; MARYLAND 0-1-1; OHIO STATE DNP; at Purdue 0-0-0.

» McPHEARSON'S CAREER STATISTICS & GAME HIGHS

	UA-A	TK	FF	FR	I	PBU	SACK	TFL
2016	0-1	1	-	-	-	-	-	-
CAREER	0-1	1	-	-	-	-	-	-

Tackles 1; Maryland, 10/8/16



9
TRACE
McSORLEY

6-0 ▶ 205 ▶ Jr./So. Eligible
Quarterback ▶ Ashburn, Va.

» CAREER NOTES & RECORDS

Became just the third Penn State quarterback to register more than 400 yards of total offense in a game, logging 408 total offense yards (335 passing, 73 rushing) vs. Minnesota (10/1)...One of five quarterbacks in Penn State history with multiple 300-yard passing games, joining Christian Hackenberg (9), Matt McGloin (6), Kerry Collins (4) and Daryll Clark (3)...Owns five 200-yard passing games - including two 300-yard passing games - to rank tied for No. 14 on the career ledger and No. 9 on the season ledger with Doug Strang (1982-83)...Has thrown at least one touchdown pass in nine straight games, the longest streak since Matt McGloin threw at least one touchdown pass in 13 straight games spanning the 2011-12 seasons...Became the first Penn State quarterback with three consecutive games with both a rushing touchdown and passing touchdown since Matt McGloin in 2012 (vs. Temple, at Illinois, vs. Northwestern).

» 2016

Awards: Named to the *Pro Football Focus* Big Ten Team of the Week after his showing vs. Maryland (10/8).

Season: Started eight games...One of 16 first time starters in 2016...Is 19th on Penn State's single season total offense charts (2,069)...Ranks 23rd on the Nittany Lions' single season passing charts (818). **Rankings:** Sits No. 6 in the Big Ten and No. 46 nationally in total offense (258.6 ypg)...Ranks No. 48 nationally and No. 4 in the Big Ten in passing yards per game (227.3)...Is No. 54 in the NCAA and No. 5 in the Big Ten with 12 passing touchdowns...Ranks 75th in the NCAA and sixth in the Big Ten with 15.3 completions per game...Is No. 6 nationally and No. 2 in the Big Ten in yards per completion (14.78 ypc)...Ranks No. 34 in the NCAA and No. 3 in the Big Ten in yards per pass attempt (8.15 ypa). **Kent State (9/3):** Made his first collegiate start...Recorded his first career 200-yard passing game...Completed 16-of-31 passes for 209 yards and two touchdowns...Ran the ball 14 times for 47 yards, setting career highs in both categories...Connected with DaeSean Hamilton and Mike Gesicki on touchdown passes...Tossed two touchdown passes. **at Pitt (9/10):** Recorded his first career 300-yard passing game with a then-career-high 332 yards - a total that ranks No. 14 on Penn State's single game passing charts...Became just the 12th quarterback in Penn State history to register a 300-yard passing game and accounted for the 30th 300-yard game in Penn State history...Was 24-of-35 passing...Connected with Saquon Barkley on a 40-yard touchdown pass, his only scoring throw



@PennStateFBall



PSUFBall

2016

PSUnivaled.com

GoPSUsports.com

of the game...Had 17 completions of 10-plus yards, including seven of 20-plus yards...Completed passes to eight different pass catchers in the game...Rushed nine times, including a career-long scamper of 17 yards. **Temple (9/17):** Recorded his third 200-yard passing game with 287 yards on 18-of-24 passing...Hooked up on 52-yard scoring strike pass to Chris Godwin in the first quarter...Later completed a 52-yard strike to Mike Gesicki in the third quarter...Netted his first career rushing touchdown with a 2-yard scamper in the second quarter...Had nine rushes for eight yards. **at Michigan (9/24):** Completed 16-of-27 passes for 121 yards and one touchdown...Moved his streak to five straight games with a TD pass...Completed a long pass of 30 yards to Saquon Barkley. **Minnesota (10/1):** Completed 19 passes on a career-high 41 attempts for a career-best 335 yards...Passing total marks the second 300-yard passing game of his career and the 335 passing yards are No. 13 in a single game in Penn State history...Accounted for 408 yards of total offense -- 335 passing and 73 rushing -- to mark the third-highest total in school history, the since Christian Hackenberg posted a school-record 454 yards against UCF in the 2014 Croke Park Classic vs. UCF...The 80-yard touchdown completion to Irvin Charles is a career long...Led the team with 73 rushing yards on only eight attempts...Was the first Penn State quarterback to lead the team in rushing since Michael Robinson (90 yards, 1 TD) at Michigan State on Nov. 19, 2005. **Maryland (10/8):** Threw for 152 yards and two touchdowns on 10-of-19 passing...Connected with Mike Gesicki on a 5-yard touchdown pass on Penn State first drive of the game and later found DeAndre Thompkins for a 70-yard scoring strike...Rushed 18 times for a career-high 81 yards...His 81 rushing yards are the most by a quarterback since Daryll Clark had 83 against Illinois in 2009. **Ohio State (10/22):** Completed 8-of-23 passes for 154 yards and a touchdown...Rushed a career-high 19 times for 63 yards and one touchdown. **at Purdue (10/29):** Threw a career-high three touchdown passes on 12-of-23 passing for 228 yards...Threw scoring strikes of 38, 21 and 1 yards...Ran five times for two yards.

» 2016 GAME-BY-GAME

Passing (Comp.-Att.-Yds.-TD-INT)

KENT STATE 16-31-209-2-0; at Pitt 24-35-332-1-1; TEMPLE 18-24-287-1-1; at Michigan 16-27-121-1-1; MINNESOTA 19-41-335-1-0; MARYLAND 10-19-152-2-0; OHIO STATE 8-23-154-1-0; at Purdue 12-23-228-3-0.

» McSORLEY'S CAREER PASSING STATISTICS & GAME HIGHS

	C-A	Yds.	%	TD-INT	YPG	LG
2015	20-40	185	50.0	2-0	26.4	21
2016	123-223	1,818	55.1	12-3	227.2	80
CAREER	143-263	2,003	54.3	14-3	133.5	80

Pass Completions24; at Pitt, 9/10/16
Pass Attempts 41; Minnesota, 10/1/16
Passing Yards..... 335; Minnesota, 10/1/16
Passing Touchdowns 3; at Purdue, 10/29/16
Long Pass.....80 yards; Minnesota, 10/1/16

» 2016 GAME-BY-GAME

Rushing (Carries-Yards-TD)

KENT STATE 14-47-0; at Pitt 9(-17)-0; TEMPLE 9-8-1; at Michigan 9(-6)-0; MINNESOTA 8-73-1; MARYLAND 18-81-1; OHIO STATE 19-63-1; at Purdue 5-2-0.

» McSORLEY'S CAREER OFFENSIVE STATISTICS & GAME HIGHS

	Att.-Yds.	Avg.	TD	LG	Rec.-Yds.	Avg.	TD	LG
2015	13-43	3.3	-	14	-	-	-	-
2016	91-251	2.7	4	26	-	-	-	-
CAREER	104-294	2.8	4	26	-	-	-	-

Rush Attempts19; Ohio State, 10/22/16
Rush Yards..... 81; Maryland, 10/8/16
Rushing Touchdowns1; Four Times: Last Ohio State, 10/22/16
Long Rush26 yards; Minnesota, 10/1/16
Total Offense Yards..... 408; Minnesota, 10/1/16
All-Purpose Yards 81; Maryland, 10/8/16



9
JARVIS
MILLER

6-2 ▶ 205 ▶ So./Fr. Eligible

Linebacker ▶ Suffield, Conn.

» 2016

Season: Appeared in eight games, primarily on special teams...One of 22 freshmen (18 redshirt, 4 true) to appear in 2016...Moved to linebacker following Minnesota (10/1). **Kent State (9/3):** Made his collegiate debut. **at Pitt (9/10):** Made his first career stop on kickoff coverage in the fourth quarter. **Maryland (10/8):** Made one tackle.

» 2016 GAME-BY-GAME

Tackles (Solo-Assisted-Total)

KENT STATE 0-0-0; at Pitt 1-0-1; TEMPLE 0-0-0; at Michigan 0-0-0; MINNESOTA 0-0-0; MARYLAND 0-1-1; OHIO STATE 0-0-0; at Purdue 0-0-0.

» MILLER'S CAREER STATISTICS & GAME HIGHS

	UA-A	TK	FR	FF	I	PBU	SACK	TFL
2016	1-1	2	-	-	-	-	-	-
CAREER	1-1	2	-	-	-	-	-	-

Tackles 1; Twice: Last Maryland, 10/8/16



48
SHAREEF
MILLER

6-5 ▶ 255 ▶ So./Fr. Eligible

Defensive End ▶ Philadelphia, Pa.

» 2016

Season: Appeared in eight games...One of 22 freshmen (18 redshirt, 4 true) to appear in 2016. **Kent State (9/3):** Made his collegiate debut...Totaled five tackles...Made his first collegiate tackle in the second quarter...Picked up his first career sack in the third quarter with a 10-yard takedown of Justin Agner to force a punt...Sacked Agner later in the third quarter for his second of the game...Penn State's seven sacks were the most since logging seven at Northwestern in 2011. **at Pitt (9/10):** Had one assisted tackle. **Minnesota (10/1):** Made four stops...Had 1.5 tackles for loss, including a solo takedown behind the line of scrimmage in the fourth quarter. **Maryland (10/8):** Made two tackles, including one tackle for loss...Made a solo stop behind the line in the fourth quarter. **Ohio State (10/22):** Made four tackles...Had one tackle for loss, a third quarter stop of Mike Weber behind the line...Helped the defense hold Ohio State scoreless in two quarters for the first time since Michigan State in 2015, which was Ohio State's last loss...Helped the defense to a season-high 11.0 tackles for loss, the most TFLs since posting 11.0 vs. Maryland in 2015...The 11.0 tackles for loss are the most yielded by the Buckeyes since giving up 11.0 vs. Alabama (2015). **at Purdue (10/29):** Made one tackle.

» 2016 GAME-BY-GAME

Tackles (Solo-Assisted-Total)

KENT STATE 3-2-5; at Pitt 0-1-1; TEMPLE 0-0-0; at Michigan 0-0-0; MINNESOTA 1-3-4; MARYLAND 2-0-2; OHIO STATE 2-2-4; at Purdue 1-0-1.


» MILLER'S CAREER STATISTICS & GAME HIGHS

	UA-A	TK	FF	FR	I	PBU	SACK	TFL
2016	10-7	17	-	-	-	-	2.0-18	5.5-27
CAREER	10-7	17	-	-	-	-	2.0-18	5.5-27

Tackles5; Kent State, 9/3/16

Tackles for Loss 2.0; Kent State, 9/3/16

Sacks 2.0; Kent State, 9/3/16



91
RYAN
MONK

6-1 ▶ 290 ▶ So./Fr. Eligible

Defensive Tackle ▶ Dallas, Pa.

» 2016

Season: Appeared in three games...One of 22 freshmen (18 redshirt, 4 true) to appear in 2016. **Kent State (9/3):** Made his collegiate debut.

» 2016 GAME-BY-GAME

Tackles (Solo-Assisted-Total)

KENT STATE 0-0-0; at Pitt DNP; TEMPLE DNP; at Michigan 0-0-0; MINNESOTA DNP; MARYLAND DNP; OHIO STATE DNP; at Purdue 0-0-0.



23
AYRON
MONROE

5-11 ▶ 204 ▶ So./Fr. Eligible

Safety ▶ Largo, Md.

» 2016

Season: Appeared in four games...Made his collegiate debut vs. Minnesota (10/1)...One of 22 freshmen (18 redshirt, 4 true) to appear in 2016...Leads the team with seven tackles, playing only four games...Has six stops on kickoff coverage and one on punt coverage. **Minnesota (10/1):** Made his collegiate debut...Registered one tackle on special teams. **Maryland (10/8):** Made three special teams tackles. **Ohio State (10/22):** Assisted on tackles on back-to-back kickoffs to end the second quarter and begin the third quarter. **at Purdue (10/29):** Logged his lone stop on punt coverage.

» 2016 GAME-BY-GAME

Tackles (Solo-Assisted-Total)

KENT STATE DNP; at Pitt DNP; TEMPLE DNP; at Michigan DNP; MINNESOTA 1-0-1; MARYLAND 1-2-3; OHIO STATE 0-2-2; at Purdue 0-1-1.

» MONROE'S CAREER STATISTICS & GAME HIGHS

	UA-A	TK	FF	FR	I	PBU	SACK	TFL
2016	2-5	7	-	-	-	-	-	-
CAREER	2-5	7	-	-	-	-	-	-

Tackles 3; Maryland, 10/8/16



59
ANDREW
NELSON

6-6 ▶ 306 ▶ Sr./Jr. Eligible

Tackle ▶ Hershey, Pa.

» 2016

Season: Started six games...Was injured in the second quarter vs. Maryland (10/8) and will miss the remainder of the season. **Kent State (9/3):** Helped pave the way for Saquon Barkley's 105-yard rushing effort and protected Trace McSorley, who posted his first career 200-yard passing game. **at Pitt (9/10):** Part of an offensive line that cleared the way for Saquon Barkley's four rushing touchdowns...Blocked for Trace McSorley's 332 passing yards, which ranks No. 13 in Penn State single game history. **Temple (9/17):** Part of a line that didn't allow a sack...Paved the way for three rushing touchdowns...Protected Trace McSorley in his third career 200-yard passing effort. **at Michigan (9/24):** Helped Saquon Barkley move into the top-30 on the career rushing list...Protected Trace McSorley, who threw a touchdown pass in his fifth straight game. **Minnesota (10/1):** Helped Penn State to 471 yards of total offense, the most since racking up an identical total vs. Rutgers in 2015...Protected Trace McSorley to the tune of 408 yards of total offense (335 passing,



@PennStateFBall



PSUFBall

2016

PSUnivald.com

GoPSUsports.com

73 rushing), the third-highest total in school history. **Maryland (10/8):** Paved the way for 372 total rushing yards, the third-highest total for a Penn State team in Big Ten play and fourth-most in a game and fourth-most in any game for Penn State in the last 20 years...Guided the offense to 524 total yards, the most since 2014 vs. UCF (511) and the most in Big Ten play since 2012 vs. Indiana (546).



21 AMANI ORUWARIYE

6-1 ▶ 201 ▶ Jr./So. Eligible

Cornerback ▶ Tampa, Fla.

» 2016

Season: Appeared in five games. **Kent State (9/3):** Made two tackles... Recorded his first career interception in the third quarter and returned it 30 yards for a touchdown...It was the first interception return for a touchdown since 2014 vs. Temple (Haley). **at Pitt (9/10):** Logged two solo stops. **Temple (9/17):** Made one assisted tackle. **at Michigan (9/24):** Made a career-high three stops. **at Purdue (10/29):** Logged one tackle.

» 2016 GAME-BY-GAME

Tackles (Solo-Assisted-Total)

KENT STATE 0-2-2; at Pitt 2-0-2; TEMPLE 0-1-1; at Michigan 2-1-3; MINNESOTA DNP; MARYLAND DNP; OHIO STATE DNP; at Purdue 1-0-1.

» ORUWARIYE'S CAREER STATISTICS & GAME HIGHS

	UA-A	TK	FF	FR	I	PBU	SACK	TFL
2015	1-4	5	-	-	-	1	-	-
2016	5-4	9	-	-	1	-	-	-
CAREER	6-8	14	-	-	-	1	-	-

Tackles 3; at Michigan, 9/24/16
Interceptions.....1; Kent State, 9/3/16
Long Interception Return 30 yards; Kent State, 9/3/16
Pass Breakups1; Illinois, 10/31/15

Note: Has one career touchdown - a 30-yard interception return vs. Kent State.



73 PARIS PALMER

6-7 ▶ 300 ▶ Sr./Sr. Eligible

Tackle ▶ Plymouth, N.C.

» 2016

Awards: Named to the *Pro Football Focus* National Team of the Week following his performance at Purdue (10/29).

Season: Appeared in eight games with two starts...Made his first start of the season vs. Ohio State (10/22). **Maryland (10/8):** Saw his most extensive action of the season after entering the game at left tackle following Andrew Nelson's second quarter injury...Helped paved the way for 372 total rushing yards, the third-highest total for a Penn State team in Big Ten play and fourth-most in a game and fourth-most in any game for Penn State in the last 20 years...Guided the offense to 524 total yards, the most since 2014 vs. UCF (511) and the most in Big Ten play since 2012 vs. Indiana (546). **Ohio State (10/22):** Cleared the way for Saquon Barkley's 99 rushing yards, at **Purdue (10/29):** Helped Penn State gain more than 500 total yards, ending the game with 511... Blocked for Saquon Barkley's 207 rushing yards and Trace McSorley's 228 yards passing...Helped Penn State score eight offensive touchdowns in the game...Integral part of Penn State scoring 62 points, its most points since scoring 66 vs. Coastal Carolina in 2006 and the most in a Big Ten game since tallying 63 vs. Illinois in 2005.



89 TOM PANCOAST

6-3 ▶ 235 ▶ Sr./Jr. Eligible

Tight End/H-Back ▶ West Chester, Pa.

» 2016

Season: Appeared in eight games.

» 2016 GAME-BY-GAME

Receiving (Receptions-Yards-TD)

KENT STATE 0-0-0; at Pitt 0-0-0; TEMPLE 0-0-0; at Michigan 0-0-0; MINNESOTA 0-0-0; MARYLAND 0-0-0; OHIO STATE 0-0-0; at Purdue 0-0-0.



92 DANIEL PASQUARIELLO

6-1 ▶ 197 ▶ Jr./Jr. Eligible

Punter ▶ Melbourne, Victoria, Australia

» CAREER NOTES & RECORDS

Ranks 12th on Penn State's career punting list with a 38.7 career yards per punt average.

» 2016

Season: Appeared in one game. **Maryland (10/8):** Hit two punts for an average of 37.5 yards...Pinned two punts inside the Maryland 20...Both punts came in the second half.

» PASQUARIELLO'S CAREER PUNTING STATISTICS & GAME HIGHS

	Punts	Yards	Avg.	I-20	FC	50+	LG	BLK
2014	47	1,754	37.3	13	11	1	63	-
2015	58	2,314	39.9	12	10	9	60	-
2016	2	75	37.5	2	1	-	38	-
CAREER	107	4,143	38.7	27	22	10	63	-

Punt Attempts9; Twice: Last at Northwestern, 11/7/15

Punt Yards374; at Northwestern, 11/7/15

Longest Punt63 yards; vs. Michigan State, 11/29/14

Tackles1; Twice: Last at Temple, 9/5/15



10 BRANDON POLK

5-9 ▶ 175 ▶ So./So. Eligible

Wide Receiver ▶ Ashburn, Va.

» 2016

Season: Appeared in three games. **at Pitt (9/10):** Made one catch for four yards. **Temple (9/17):** Had one catch for 14 yards...Returned the opening kickoff for 35 yards, a career long effort.

» 2016 GAME-BY-GAME

Receiving (Receptions-Yards-TD)

KENT STATE 0-0-0; at Pitt 1-4-0; Temple 1-14-0; at Michigan DNP; MINNESOTA DNP; MARYLAND DNP; OHIO STATE DNP; at Purdue DNP.

» POLK'S CAREER OFFENSIVE STATISTICS & GAME HIGHS

SEASON	Att.-Yds.	Avg.	TD	LG	Rec.-Yds.	Avg.	TD	LG
2015	18-159	8.8	1	33	6-57	9.5	1	39
2016	-	-	-	-	2-18	9.0	-	14
CAREER	18-159	8.8	1	33	8-75	9.4	1	39

Rushing attempts 3; Three Times: Last vs. Georgia, 1/2/16

Rushing Yards50; at Temple, 9/5/15

Rushing Touchdowns1; Buffalo, 9/12/15

Longest Rush 33 yards; at Temple, 9/5/15

Receptions2; Indiana, 10/10/15
Receiving Yards46; Indiana, 10/10/15
Receiving Touchdowns1; Indiana, 10/10/15
Longest Reception 39 yards; Indiana, 10/10/15

All-Purpose Yards89; at Ohio State, 10/17/15

» 2016 GAME-BY-GAME

Kickoff Returns (Returns-Yards-TD-YPR)

KENT STATE 0-0-0-0.0; at Pitt 0-0-0-0.0; TEMPLE 1-35-0-35.0; at Michigan DNP; MINNESOTA DNP; MARYLAND DNP; OHIO STATE DNP; at Purdue DNP.


» POLK'S CAREER KICKOFF RETURN STATISTICS & GAME HIGHS

	No.	Yds.	Avg.	TD	LG
2015	10	209	20.9	-	33
2016	1	35	35.0	-	35
CAREER	11	244	22.2	-	35

Kick Returns4; at Ohio State, 10/17/15

Kick Return Yards79; at Ohio State, 10/17/15

Long Kick Return 35 yards; Temple, 9/17/16



29 JOHN REID

5-10 ▶ 191 ▶ So./So. Eligible

Cornerback ▶ Mount Laurel, N.J.

» 2016

Awards: Named to the *Pro Football Focus* Big Ten Team of the Week after his showing vs. Maryland (10/8)...Named to the *Pro Football Focus* National Team of the Week following his performance at Purdue (10/29).

Season: Started eight games. **Rankings:** No. 50 in the NCAA and No. 6 in the Big Ten in punt return average (7.2 ypr). **Kent State (9/3):** Totaled four tackles...Combined with Antoine White for his first career sack, a takedown of Mylik Mitchell in the fourth quarter...Returned four punts for 22 yards...Posted a long return of 21 yards in the third quarter...Penn State's seven sacks were the most since logging seven at Northwestern in 2011. **at Pitt (9/10):** Tied his career high with five stops...Recovered his second career fumble in the fourth quarter, helping lead to a Tyler Davis field goal...Returned four punts for 61 yards...Broke a career-long 59 yard return in the first quarter, the longest punt return for the Nittany Lions since Derrick Williams' 63-yard return for a TD at Wisconsin in 2008.

Temple (9/17): Sealed the game with an interception of Phillip Walker, returning it 14 yards...Logged four tackles...Combined with Parker Cothren on a tackle for loss in the third quarter...Returned five punts for 32 yards, including a 29-yarder in the first quarter. **at Michigan (9/24):** Posted three tackles. **Minnesota (10/1):** Registered one tackle...Added one pass breakup...Returned two punts. **Maryland (10/8):** Tied his career high with five tackles...Had a career-high tying two pass breakups...Logged one tackle for loss on a second quarter stop behind the line of scrimmage on a wide receiver screen in the second quarter...A part of a defense that allowed a season-low 11 first downs...Helped limit Maryland 14 points - all in the first half - 170 rushing yards and 270 yards of total offense, after the Terps entered averaging 43.2 points, 300.0 rushing and 466.2 yards of total offense per game...Returned one punt for eight yards. **Ohio State (10/22):** Made three stops...Added two pass breakups...Returned two punts for four yards with a long of nine yards...Helped the defense hold Ohio State scoreless in two quarters for the first time since Michigan State in 2015, which was Ohio State's last loss. **at Purdue (10/29):** Made one tackle...Had one pass breakup...Helped the defense hold Purdue to just 46 yards rushing, the second opponent held under 50 yards rushing in 2016.

» 2016 GAME-BY-GAME

Tackles (Solo-Assisted-Total)

KENT STATE 2-2-4; at Pitt 3-2-5; TEMPLE 2-2-4; at Michigan 1-2-3; MINNESOTA 1-0-1; MARYLAND 3-2-5; OHIO STATE 1-2-3; at Purdue 1-0-1.

» REID'S CAREER STATISTICS & GAME HIGHS

	UA-A	TK	FF	FR	I	PBU	SACK	TFL
2015	18-11	29	1	1	2	5	-	1.0-2
2016	14-12	26	-	1	1	6	0.5-3	2.0-10
CAREER	32-23	55	1	2	3	11	0.5-3	3.0-12



@PennStateFBall



PSUFBall

2016

PSUnivaled.com

GoPSUsports.com

Tackles 5; Three times: Last: Maryland, 10/8/16
Tackles for Loss 1.0; Twice: Last: Maryland, 10/8/16
Sacks 0.5; Kent State, 9/3/16
Forced Fumbles 1; vs. Maryland, 10/24/15
Fumble Recoveries 1; Twice: Last at Pitt, 9/10/16
Interceptions 1; Three Times: Last Temple, 9/17/16
Long Interception Return 44 yards; Rutgers, 9/19/15
Pass Breakups 2; Three Times, Last: Ohio State, 10/22/16

» 2016 GAME-BY-GAME

Punt Returns (Returns-Yards-TD-YPR)

KENT STATE 4-22-0-5.5; 4-61-0-15.2; TEMPLE 5-32-0-7.8; at Michigan 0-0-0-0.0; MINNESOTA 2-2-0-1.0; MARYLAND 1-8-0-8.0; OHIO STATE 2-4-0-2.0; at Purdue 0-0-0-0.0.

» REID'S CAREER PUNT RETURN STATISTICS & GAME HIGHS

	No.	Yds.	Avg.	TD	LG
2016	18	129	7.1	-	59
CAREER	18	129	7.1	-	59

Punt Returns 5; Temple, 9/17/16
Punt Return Yards 61; at Pitt, 9/10/16
Longest Punt Return 59 yards; at Pitt, 9/10/16
All-Purpose Yards 61; at Pitt, 9/10/16



b
ANDRE ROBINSON

5-9 > 216 > So./Fr. Eligible

Running Back > Mechanicsburg, Pa.

» 2016

Season: Appeared in six games...One of 22 freshmen (18 redshirt, 4 true) to appear in 2016. **Kent State (9/3):** Made his collegiate debut...Rushed one time for a loss of two yards. **at Pitt (9/10):** Had one rush for four yards. **Temple (9/17):** Posted career highs for rushing attempts (6), yards (24) and touchdowns (1)...Scored first career touchdown on a 3-yard plunge in the first quarter. **at Michigan (9/24):** Had one carry for three yards. **Minnesota (10/1):** Registered his first career reception for two yards in the second quarter. **at Purdue (10/29):** Registered a career-high two rushing touchdowns...Scored on each of his two carries, totaling 23 yards...Had a career-long 19-yard touchdown run in the fourth quarter.

» 2016 GAME-BY-GAME

Rushing (Carries-Yards-TD)

KENT STATE 1-(-2)-0; at Pitt 1-4-0; TEMPLE 6-24-1; at Michigan 1-3-0; MINNESOTA 0-0-0; MARYLAND DNP; OHIO STATE DNP; at Purdue 2-23-2.

Receiving (Receptions-Yards-TD)

KENT STATE 0-0-0; at Pitt 0-0-0; TEMPLE 0-0-0; at Michigan 0-0-0; MINNESOTA 1-2-0; MARYLAND DNP; OHIO STATE DNP; at Purdue 0-0-0.

» ROBINSON'S CAREER OFFENSIVE STATISTICS & GAME HIGHS

	Att.-Yds.	Avg.	TD	LG	Rec.-Yds.	Avg.	TD	LG
2016	11-52	4.7	3	23	1-2	2.0	-	2
CAREER	11-52	4.7	3	23	1-2	2.0	-	2

Rushing attempts 6; Temple, 9/17/16
Rushing Yards 24; Temple, 9/17/16
Rushing Touchdowns 2; at Purdue, 10/29/16
Longest Rush 19 yards; at Purdue, 10/29/16
Receptions 1; Minnesota, 10/1/16
Receiving Yards 2; Minnesota, 10/1/16
Longest Receptions 2 yards; Minnesota, 10/1/16



24 MILES SANDERS

5-11 > 205 > Fr./Fr. Eligible

Running Back > Pittsburgh, Pa.

» 2016

Season: Appeared in seven games...One of 22 freshmen (18 redshirt, 4 true) to appear in 2016. **Rankings:** Ranks No. 85 in the NCAA and No. 11 in the Big Ten in kickoff return average (20.4 ypr). **Kent State (9/3):** Made his collegiate debut...Returned two kickoffs for 36 yards...Posted a long kickoff return of 19 yards in the second quarter. **at Pitt (9/10):** Returned two kickoffs for 50 yards...Had a long return of 33 yards. **Temple (9/17):** Carried three times for 27 yards...Made his first career carry early in the second quarter, gaining six yards...Had a long rush of 19 yards in the second quarter...Returned one kickoff for 31 yards. **at Michigan (9/24):** Carried twice for 14 yards...Made his first career reception for three yards on Penn State's fourth quarter touchdown drive...Returned three kickoff for 67 yards. **Maryland (10/8):** Carried the ball just once in the game, scoring his first career touchdown on a 25-yard burst in the fourth quarter...Returned three kickoffs for 50 yards. **Ohio State (10/22):** Returned four kickoffs for a career-best 89 yards...Had a long return of 27 yards in the third quarter...Rushed once for minus-10 yards. **at Purdue (10/29):** Caught his first career touchdown pass on his lone reception, a 21-yard catch-and-run in the third quarter...Carried the ball three times for six yards...Returned two kickoffs for 24 yards.

» 2016 GAME-BY-GAME

Rushing (Carries-Yards-TD)

KENT STATE 0-0-0; at Pitt 0-0-0; TEMPLE 3-27-0; at Michigan 2-14-0; MINNESOTA DNP; MARYLAND 1-25-1; OHIO STATE 1-(-10)-0; at Purdue 3-6-0.

Receiving (Receptions-Yards-TD)

KENT STATE 0-0-0; at Pitt 0-0-0; TEMPLE 0-0-0; at Michigan 1-3-0; MINNESOTA DNP; MARYLAND 0-0-0; OHIO STATE 0-0-0; at Purdue 1-21-1.

» SANDERS' CAREER OFFENSIVE STATISTICS & GAME HIGHS

	Att.-Yds.	Avg.	TD	LG	Rec.-Yds.	Avg.	TD	LG
2016	10-62	6.2	1	25	2-24	12.0	1	21
CAREER	10-62	6.2	1	25	2-24	12.0	1	21

Rushing attempts 3; Twice: Last at Purdue, 10/29/16
Rushing Yards 27; Temple, 9/17/16
Rushing Touchdowns 1; Maryland, 10/8/16
Longest Rush 25 yards; Maryland, 10/8/16
Receptions 1; Twice: Last at Purdue, 10/29/16
Receiving Yards 21; at Purdue, 10/29/16
Receiving Touchdowns 1; at Purdue, 10/29/16
Longest Receptions 21 yards; at Purdue, 10/29/16
All-Purpose Yards 51; at Purdue, 10/29/16

» 2016 GAME-BY-GAME

Kickoff Returns (Returns-Yards-TD-YPR)

KENT STATE 2-36-0-18.0; 2-50-0-25.0; 1-31-0-31.0; at Michigan 3-67-0-22.3; MARYLAND 3-50-0-16.7; OHIO STATE 4-89-0-22.2; at Purdue 2-24-0-12.0.

» SANDERS' CAREER KICKOFF RETURN STATISTICS & GAME HIGHS

	No.	Yds.	Avg.	TD	LG
2016	17	347	20.4	-	33
CAREER	17	347	20.4	-	33

Kickoff Returns 4; Ohio State, 10/22/16
Kickoff Return Yards 89; Ohio State, 10/22/16
Longest Kickoff Return 33 yards; at Pitt, 9/10/16



94 EVAN SCHWAN

6-6 > 263 > Gr./Sr. Eligible

Defensive End > Harrisburg, Pa.

» 2016

Season: Appeared in seven games with six starts...Made his first collegiate start vs. Kent State (9/3)...One of 16 first time starters in 2016. **Kent State (9/3):** Tied his career high with four stops...Notched his first solo tackle for loss with a tackle behind the line in the second quarter. **Minnesota (10/1):** Made three tackles...Notched his first career sack in overtime to force Minnesota into a third-and-long situation. **Maryland (10/8):** Tied a career high with four stops...Posted his second straight game with a sack, notching his second career quarterback takedown on the Terps opening drive...A part of a defense that allowed a season-low 11 first downs...Helped limit Maryland 14 points - all in the first half - 170 rushing yards and 270 yards of total offense, after the Terps entered averaging 43.2 points, 300.0 rushing and 466.2 yards of total offense per game. **Ohio State (10/22):** Made three tackles...Had two combined sacks...Teamed with Garrett Sickels on a third quarter takedown of J.T. Barrett...Combined with Kevin Givens on a fourth down sack of J.T. Barrett to seal Penn State's first win over a Top 2 team since 1990 (at No. 1 Notre Dame) and the first at home since 1982 (No. 2 Nebraska)...Helped the defense hold Ohio State scoreless in two quarters for the first time since Michigan State in 2015, which was Ohio State's last loss...Helped the defense to a season-high 11.0 tackles for loss, the most TFLs since posting 11.0 vs. Maryland in 2015...The 11.0 tackles for loss are the most yielded by the Buckeyes since giving up 11.0 vs. Alabama (2015)...The 6.0 sacks given up by Ohio State are the most since yielding 7.0 against Virginia Tech (2014). **at Purdue (10/29):** Notched two stops...Helped the defense hold Purdue to just 46 yards rushing, the second opponent held under 50 yards rushing in 2016.

» 2016 GAME-BY-GAME

Tackles (Solo-Assisted-Total)

KENT STATE 2-2-4; at Pitt 0-0-0; TEMPLE DNP; at Michigan 0-0-0; MINNESOTA 3-0-3; MARYLAND 2-2-4; at Purdue 1-1-2.

» SCHWAN'S CAREER STATISTICS & GAME HIGHS

	UA-A	TK	FF	FR	I	PBU	SACK	TFL
2013	1-3	4	-	-	-	-	-	0.5-0
2014	4-2	6	-	-	-	-	-	-
2015	8-13	21	-	-	-	1	-	0.5-0
2016	9-7	16	-	-	-	-	3.0-21	4.0-24
CAREER	22-25	47	-	-	-	1	3.0-21	5.0-24

Tackles 4; Four Times: Last Maryland, 10/8/16
Tackles for Loss 1.0; Four Times: Last: Ohio State, 10/22/16
Sacks 1.0; Three Times: Last Ohio State, 10/22/16
Pass Breakups 1; Indiana, 10/10/15





4 NICK SCOTT

5-11 ▶ 200 ▶ Jr./So. Eligible

Safety ▶ Fairfax, Va.

» 2016

Season: Appeared in seven games...Ranks No. 2 on the team in special teams tackles (5). **Kent State (9/3):** Made one tackle...Returned two kickoffs for 52 yards, including a long of 30 in the second quarter. **at Pitt (9/10):** Made one stop, an assisted special team stop with Troy Apke...Returned two kickoffs for 43 yards...Had a long return of 29 yards. **Temple (9/17):** Returned one kickoff for 17 yards. **Minnesota (10/1):** Returned one kickoff for 26 yards. **Maryland (10/8):** Logged a career-high three stops, all coming on special teams.

» 2016 GAME-BY-GAME

Tackles (Solo-Assisted-Total)

KENT STATE 0-1-1; at Pitt 0-1-1; TEMPLE 0-0-0; at Michigan 0-0-0; MINNESOTA 0-0-0; MARYLAND 1-2-3; OHIO STATE 0-0-0; at Purdue DNP.

» SCOTT'S CAREER STATISTICS & GAME HIGHS

	UA-A	TK	FF	FR	I	PBU	SACK	TFL
2015	5-3	8	-	-	-	-	-	-
2016	1-4	5	-	-	-	-	-	-
CAREER	6-7	13	-	-	-	-	-	-

Tackles 3; Maryland, 10/8/15

» 2016 GAME-BY-GAME

Kickoff Returns (Returns-Yards-TD-YPR)

KENT STATE 2-52-0-26.0; at Pitt 2-43-0-21.5; TEMPLE 1-17-0-17.0; at Michigan 0-0-0-0.0; MINNESOTA 1-26-0-26.0; MARYLAND 0-0-0-0.0; OHIO STATE 0-0-0-0.0; at Purdue DNP.

» SCOTT'S CAREER KICKOFF RETURN STATISTICS & GAME HIGHS

	No.	Yds.	Avg.	TD	LG
2015	13	310	23.8	-	58
2016	6	138	23.0	-	30
CAREER	19	448	23.6	-	58

Kick Returns 4; vs. Maryland, 10/24/15
 Kick Return Yards 85; vs. Maryland, 10/24/15
 Long Kick Return58 yards; Buffalo, 9/12/15



90 GARRETT SICKELS

6-4 ▶ 260 ▶ Sr./Jr. Eligible

Defensive End ▶ Red Bank, N.J.

» 2016

Awards: Named to the *Pro Football Focus* Big Ten Team of the Week following his performance vs. No. 2 Ohio State (10/22).

Season: Appeared in eight games with six starts. **Kent State (9/3):** Collected six tackles...Tied his career high with 1.0 sack...Combined with Nyeem Wartman-White on a second quarter sack and Antoine White on a fourth quarter sack...Combined with Jordan Smith for a tackle for loss in the third quarter...Penn State's seven sacks were the most since logging seven at Northwestern in 2011. **at Pitt (9/10):** Logged three solo stops. **Temple (9/17):** Registered three tackles...Combined with Parker Cothren for a sack of Phillip Walker in the fourth quarter...A part of a front seven that limited Temple to just 38 rushing yards, the fewest since holding Illinois to 37 yards on the ground in 2015. **at Michigan (9/24):** Made two tackles. **Minnesota (10/1):** Had one stop...Combined with Kevin Givens on a fourth quarter tackle for loss. **Maryland (10/8):** Registered a quarterback sack for his lone stop of the game...A part of a defense that allowed a season-low 11 first downs...Helped limit Maryland 14 points - all in the first half - 170 rushing yards and 270 yards of total offense, after the Terps entered averaging 43.2 points,

300.0 rushing and 466.2 yards of total offense per game. **Ohio State (10/22):** Totaled career highs for tackles (9), tackles for loss (3.5) and sacks (2.5), all coming in the second half...Made two solo takedowns of J.T. Barrett and combined with Evan Schwan for another sack...Added a solo TFL on Curtis Samuel...Helped the defense hold Ohio State scoreless in two quarters for the first time since Michigan State in 2015, which was Ohio State's last loss...Helped the defense to a season-high 11.0 tackles for loss, the most TFLs since posting 11.0 vs. Maryland in 2015...The 11.0 tackles for loss are the most yielded by the Buckeyes since giving up 11.0 vs. Alabama (2015)...The 6.0 sacks given up by Ohio State are the most since yielding 7.0 against Virginia Tech (2014). **at Purdue (10/29):** Had three tackles...Tallied one tackle for loss...Helped the defense hold Purdue to just 46 yards rushing, the second opponent held under 50 yards rushing in 2016.

» 2016 GAME-BY-GAME

Tackles (Solo-Assisted-Total)

KENT STATE 1-5-6; at Pitt 3-0-3; TEMPLE 2-1-3; at Michigan 1-1-2; MINNESOTA 0-1-1; MARYLAND 1-0-1; OHIO STATE 3-6-9; at Purdue 3-0-3.

» SICKELS' CAREER STATISTICS & GAME HIGHS

	UA-A	TK	FF	FR	I	PBU	SACK	TFL
2014	7-4	11	-	-	-	-	2.0-10	3.0-12
2015	13-22	35	1	2	-	1	3.0-19	5.0-26
2016	14-14	28	-	-	-	-	5.0-35	7.0-39
CAREER	34-40	74	1	2	-	1	10.0-64	16.0-78

Tackles 9; Ohio State, 10/22/16
 Tackles for Loss 3.5; Ohio State, 10/22/16
 Sacks 2.5; Ohio State, 10/22/16
 Forced Fumbles 1; San Diego State, 9/26/15
 Fumble Recoveries 1; Twice: Last vs. Maryland 10/24/15
 Pass Breakups 1; San Diego State, 9/26/15



64 ZACH SIMPSON

6-3 ▶ 292 ▶ So./Fr. Eligible

Guard ▶ Hollidaysburg, Pa.

» 2016

Season: Appeared in six games...One of 22 freshmen (18 redshirt, 4 true) to appear in 2016. **Temple (9/17):** Made his collegiate debut on special teams. **at Michigan (9/24):** Saw snaps on kickoff return. **Minnesota (10/1):** Was a part of the kickoff return team. **Maryland (10/1):** Was a part of the kickoff return team. **Ohio State (10/22):** Appeared on kickoff return. **at Purdue (10/29):** Appeared on kickoff return.



47 BRANDON SMITH

6-0 ▶ 228 ▶ Sr./Jr. Eligible

Linebacker ▶ Winfield, Pa.

» 2016

Awards: Selected Big Ten Defensive Player of the Week on Oct. 10 after his 14-tackle effort vs. Maryland.

Season: Appeared in eight games with two starts...Made his first career start at Michigan (9/24)...One of 16 first time starters in 2016...Played just three defensive snaps in his career (all in 2016) and just 44 career snaps prior to playing 68 snaps vs. Temple (9/17). **Temple (9/17):** Made eight tackles - four solo - after entering the game midway through the second quarter...Combined with Torrence Brown for his first career tackle for loss...Logged first career pass breakup...A part of a front seven that limited Temple to just 38 rushing yards, the fewest since holding Illinois to 37 yards on the ground in 2015. **at Michigan (9/24):** Made two tackles...Had a career-high 1.0 tackle for loss, a solo stop behind the line of scrimmage in the first quarter...Missed the final three quarters after being disqualified from the game near the start of the second quarter. **Minnesota (10/1):** Notched seven stops, including a combined tackle for loss with Parker Cothren in

the first quarter...Had one pass breakup. **Maryland (10/1):** Earned Big Ten Defensive Player of the Week on Oct. 10 after logging a career-high 14 tackles...Made his first career interception in the first quarter...Combined with Koa Farmer on a third quarter tackle for loss and Jordan Smith on a fourth quarter takedown behind the line of scrimmage...A part of a defense that allowed a season-low 11 first downs...Helped limit Maryland 14 points - all in the first half - 170 rushing yards and 270 yards of total offense, after the Terps entered averaging 43.2 points, 300.0 rushing and 466.2 yards of total offense per game. **Ohio State (10/22):** Totaled four tackles...Helped the defense hold Ohio State scoreless in two quarters for the first time since Michigan State in 2015, which was Ohio State's last loss. **at Purdue (10/29):** Pulled in his second career interception, returning it 22 yards to set up Penn State's opening score of the second half...Logged four tackles...Helped Penn State force four turnovers, its most since causing five against Maryland in 2015.

» 2016 GAME-BY-GAME

Tackles (Solo-Assisted-Total)

KENT STATE 0-0-0; at Pitt 0-0-0; TEMPLE 4-4-8; at Michigan 1-1-2; MINNESOTA 2-5-7; MARYLAND 2-12-14; OHIO STATE 1-3-4; at Purdue 3-1-4.

» SMITH'S CAREER STATISTICS & GAME HIGHS

	UA-A	TK	FF	FR	I	PBU	SACK	TFL
2014								
2015	0-1	1	-	-	-	-	-	-
2016	13-26	39	-	-	2	2	-	3.0-5
CAREER	13-27	40	-	-	2	2	-	3.0-5

Tackles 14; Maryland, 10/8/16
 Tackles for Loss 1.0; Twice: Last Maryland, 10/8/16
 Interceptions 1; Twice: Last at Purdue, 10/29/16
 Pass Breakups 1; Twice: Last Minnesota, 10/1/16



12 JORDAN SMITH

5-10 ▶ 185 ▶ Sr./Sr. Eligible

Cornerback ▶ Washington, D.C.

» 2016

Season: Appeared in seven games. **Kent State (9/3):** Posted one tackle...Tied a career high with 0.5 tackle for loss...Lone stop was a combined tackle for loss with Garrett Sickels in the third quarter. **Minnesota (10/1):** Logged a career-high four tackles...Posted his first career interception, a pick in the end zone to end a Gopher scoring threat...The interception marked the first time in 2016 Minnesota didn't score when in the red zone...Added a career-best two pass breakups. **Maryland (10/1):** Had two tackles, including a combined tackle for loss with Brandon Smith in the fourth quarter. **Ohio State (10/22):** Contributed a big pass breakup on a deep pass on second-and-2 during Ohio State's final drive. **at Purdue (10/29):** Recovered his first career fumble on a muffed punt in the third quarter to set up Penn State's second score of the third quarter...Helped Penn State force four turnovers, its most since causing five against Maryland in 2015.

» 2016 GAME-BY-GAME

Tackles (Solo-Assisted-Total)

KENT STATE 1-0-1; at Pitt DNP; TEMPLE 0-0-0; at Michigan 0-0-0; MINNESOTA 2-2-4; MARYLAND 0-2-2; OHIO STATE 0-0-0; at Purdue 0-0-0.

» SMITH'S CAREER STATISTICS & GAME HIGHS

	UA-A	TK	FF	FR	I	PBU	SACK	TFL
2013	3-2	5	-	-	-	-	-	-
2014	-	-	-	-	-	-	-	-
2015	1-3	4	-	-	-	-	-	0.5-1
2016	2-5	7	-	1	1	3	-	1.0-5
CAREER	6-10	16	-	1	1	3	-	1.5-6

Tackles 4; Minnesota, 10/1/16
 Tackles for Loss 0.5; Three Times: Last Maryland, 10/8/16
 Fumble Recoveries 1; at Purdue, 10/29/16
 Interceptions 1; Minnesota, 10/1/16
 Pass Breakups 2; Minnesota, 10/1/16



@PennStateFBall



PSUFBall

2016

PSUnivald.com

GoPSUsports.com



2
TOMMY
STEVENS

6-4 ▶ 218 ▶ So./Fr. Eligible

Quarterback ▶ Indianapolis, Ind.

» 2016

Season: Appeared in three games...One of 22 freshmen (18 redshirt, 4 true) to appear in 2016. **Kent State (9/3):** Made his collegiate debut. **Maryland (10/1):** Saw snaps at quarterback in the fourth quarter, but did not throw a pass...Carried the ball four times for 36 yards. **at Purdue (10/29):** Attempted his first passes as a collegiate quarterback, completing his first career pass to Irvin Charles for 26 yards...Was 1-of-2 passing...Rushed five times for 31 yards...Had a career-long carry of 18 yards in the fourth quarter.

» 2016 GAME-BY-GAME

Passing (Comp-Att-Yds-TD-INT)

KENT STATE 0-0-0-0-0; at Pitt DNP; TEMPLE DNP; at Michigan DNP; MINNESOTA DNP; MARYLAND 0-0-0; OHIO STATE DNP; at Purdue 1-2-26-0-0.

» STEVENS' CAREER PASSING STATISTICS & GAME HIGHS

	C-A	Yds.	%	TD-INT	YPG	LG
2016	1-2	26	50.0	-	8.6	26
CAREER	1-2	26	50.0	-	8.6	26

Pass Completions 1; at Purdue, 10/29/16
Pass Attempts 2; at Purdue, 10/29/16
Passing Yards 26; at Purdue, 10/29/16
Long Pass 26 yards; at Purdue, 10/29/16

» 2016 GAME-BY-GAME

Rushing (Carries-Yards-TD)

KENT STATE 0-0-0; at Pitt DNP; Temple DNP; at Michigan DNP; MINNESOTA DNP; MARYLAND 4-36-0; OHIO STATE DNP; at Purdue 5-31-0.

» STEVENS' CAREER OFFENSIVE STATISTICS & GAME HIGHS

SEASON	Att.-Yds.	Avg.	TD	LG	Rec.-Yds.	Avg.	TD	LG
2016	9-67	7.4	-	18	-	-	-	-
CAREER	9-67	7.4	-	18	-	-	-	-

Rushing attempts 5; at Purdue, 10/29/16
Rushing Yards 36; Maryland, 10/8/16
Longest Rush 18 yards; at Purdue, 10/29/16



17
GARRETT
TAYLOR

6-0 ▶ 193 ▶ So./Fr. Eligible

Cornerback ▶ Richmond, Va.

» 2016

Season: Appeared in eight games...One of 22 freshmen (18 redshirt, 4 true) to appear in 2016. **Kent State (9/3):** Made his collegiate debut. **Maryland (10/1):** Made his first collegiate tackle in the second quarter on kickoff coverage. **Ohio State (10/22):** Made a solo stop on punt return in the second quarter to pin Ohio State at its own 11-yard line to start the drive.

» 2016 GAME-BY-GAME

Tackles (Solo-Assisted-Total)

KENT STATE 0-0-0; at Pitt 0-0-0; TEMPLE 0-0-0; at Michigan 0-0-0; MINNESOTA 0-0-0; MARYLAND 0-1-1; OHIO STATE 1-0-1; at Purdue 0-0-0.

» TAYLOR'S CAREER STATISTICS & GAME HIGHS

	UA-A	TK	FF	FR	I	PBU	SACK	TFL
2016	1-1	2	-	-	-	-	-	-
CAREER	1-1	2	-	-	-	-	-	-

Tackles 1; Twice: Last Ohio State, 10/22/16



20
JOHNATHAN
THOMAS

5-11 ▶ 220 ▶ Jr./So. Eligible

Linebacker ▶ Peabody, Mass.

» 2016

Season: Appeared in three games.

» 2016 GAME-BY-GAME

Tackles (Solo-Assisted-Total)

KENT STATE 0-0-0; at Pitt DNP; TEMPLE 0-0-0; at Michigan DNP; MINNESOTA 0-0-0; MARYLAND DNP; OHIO STATE DNP; at Purdue DNP.



3
DeANDRE
THOMPKINS

5-11 ▶ 190 ▶ Jr./So. Eligible

Wide Receiver ▶ Hubert, N.C.

» 2016

Season: Appeared in seven games with six starts...Made his first career start at Pitt...One of 16 first time starters in 2016. **Rankings:** Sits No. 33 nationally and No. 3 in the Big Ten in yards per reception (18.2 ypr). **Kent State (9/3):** Made one catch for 43 yards. **at Pitt (9/10):** Made his first collegiate start...Made three receptions for 87 receiving yards...On Penn State's third scoring drive, made a 14-yard grab on third-and-8 and a 39-yard catch to set up first-and-goal from the Pitt 2-yard line...Had a 34-yard catch and run on fourth-and-16 in the fourth quarter. **Temple (9/17):** Made three grabs for 36 yards. **at Michigan (9/24):** Made three catches...Netted minus-1 yards...Had two tackles. **Minnesota (10/1):** Made a career-high four catches...Totaled 72 yards on the day...Made a then-career-long 53 yard reception in the first quarter. **Maryland (10/1):** Led all players with a career-high 91 receiving yards on four receptions...Hauled in a career-long 70-yard catch for his first career touchdown catch to end the third quarter.

» 2016 GAME-BY-GAME

Receiving (Receptions-Yards-TD)

KENT STATE 1-43-0; at Pitt 3-87-0; TEMPLE 3-36-0; at Michigan 3-(-1)-0; MINNESOTA 4-72-0; MARYLAND 4-91-1; OHIO STATE 0-0-0; at Purdue DNP.

» THOMPKINS' CAREER OFFENSIVE STATISTICS & GAME HIGHS

	Att.-Yds.	Avg.	TD	LG	Rec.-Yds.	Avg.	TD	LG
2015	5-12	2.4	1	6	3-33	11.0	-	31
2016	-	-	-	-	18-238	18.2	1	70
CAREER	5-12	2.4	1	6	21-361	17.2	1	70

Rush Attempts 2; Twice: Last Indiana, 10/10/15
Rush Yards 11; Indiana, 10/10/15
Rushing TDs 1; Rutgers, 9/19/15
Long Rush 6 yards; Indiana, 10/10/15

Receptions 4; Twice: Last Maryland, 10/8/16
Receiving Yards 91; Maryland, 10/8/16
Receiving Touchdowns 1; Maryland, 10/8/16
Long Reception 70 yards; Maryland, 10/8/16

Total Offense Yards 91; Maryland, 10/8/16
All-Purpose Yards 91; Maryland, 10/8/16



25
VON
WALKER

5-11 ▶ 213 ▶ Sr./Sr. Eligible

Linebacker ▶ Mill Hall, Pa.

» 2016

Season: Appeared in eight games...Selected team captain for the second time in his career...One of only eight Penn State players named two-time team captain. **at Pitt (9/10):** Made one solo stop...Collected a solo hit on the opening kickoff of the fourth quarter. **Minnesota (10/1):** Made one tackle. **Maryland (10/1):** Made one tackle on special teams. **Ohio State (10/22):** Made a pair of solo stops on special teams.

» 2016 GAME-BY-GAME

Tackles (Solo-Assisted-Total)

KENT STATE 0-0-0; at Pitt 1-0-1; TEMPLE 0-0-0; at Michigan 0-0-0; MINNESOTA 1-0-1; MARYLAND 1-0-1; OHIO STATE 2-0-2; at Purdue 0-0-0.

» WALKER'S CAREER STATISTICS & GAME HIGHS

	UA-A	TK	FF	FR	I	PBU	SACK	TFL
2013	3-1	4	-	-	-	-	-	-
2014	5-7	12	-	-	-	-	-	1.0-2
2015	6-4	10	-	1	-	-	-	-
2016	5-0	5	-	-	-	-	-	-
CAREER	19-12	31	-	1	0	0	-	1.0-2

Tackles 3; Three Times: Last Army, 10/3/15
Tackles for Loss 1.0; Massachusetts, 9/20/14
Fumble Recoveries 1; Army, 10/3/15
Blocked Kicks 1; Michigan, 11/21/15



5
NY'EEM
WARTMAN-WHITE

6-1 ▶ 240 ▶ Gr./Sr. Eligible

Linebacker ▶ Philadelphia, Pa.

» 2016

Awards: Selected to the Butkus Award Preseason Watch List.

Season: Started three games...Will miss the remainder of the season after suffering an injury in the first quarter against Temple (9/17). **Kent State (9/3):** Returned to the field after suffering an injury (knee) in the 2015 season opener...Made five stops...Combined with Garrett Sicksels for a sack of Justin Agner in the second quarter...Penn State's seven sacks were the most since logging seven at Northwestern in 2011...Broke up two passes. **at Pitt (9/10):** Tied for game high with nine stops, including seven solo hits...Had a career-high 3.0 tackles for loss in the game...Made solo stops behind the line of scrimmage twice in the second quarter and one in the third quarter. **Temple (9/17):** Left the game in the first quarter.

» 2016 GAME-BY-GAME

Tackles (Solo-Assisted-Total)

KENT STATE 1-4-5; at Pitt 7-2-9; TEMPLE 0-0-0; at Michigan INJ; MINNESOTA INJ; MARYLAND INJ; OHIO STATE INJ; at Purdue INJ.

» WARTMAN-WHITE'S CAREER STATISTICS & GAME HIGHS

	UA-A	TK	FF	FR	I	PBU	SACK	TFL
2012	1-0	1	-	-	-	-	-	-
2013	17-15	32	1	-	-	4	1.0-4	2.5-8
2014	32-43	75	-	-	1	-	-	3.5-5
2015	2-0	2	-	-	-	-	-	-
2016	8-6	14	-	-	-	2	0.5-4	3.5-8
CAREER	60-64	124	1	-	1	6	1.5-8	9.5-21

Tackles 11; vs. Boston College, 12/27/14
Sacks 1.0; Purdue, 11/16/13
Tackles for Loss 3.0; at Pitt, 9/10/16
Interceptions 1; at Indiana, 11/8/14
Long Interception Return 13 yards; at Indiana, 11/8/14
Forced Fumbles 1; Purdue, 11/16/13
Pass Breakups 3; Eastern Michigan, 9/7/13





93
ANTOINE
WHITE

6-2 > 290 > Jr./So. Eligible

Defensive Tackle > Millville, N.J.

» 2016

Season: Appeared in eight games. **Kent State (9/3):** Logged five tackles...Had 1.5 sacks in the game, combining with Parker Cothren and Garrett Sickels on separate quarterback take downs during Kent State's first drive of the fourth quarter...Later combined with John Reid on a fourth quarter sack...Penn State's seven sacks were the most since logging seven at Northwestern in 2011. **at Pitt (9/10):** Made three tackles, including one solo. **at Michigan (9/24):** Notched four tackles. **Minnesota (10/1):** Collected two tackles. **Maryland (10/1):** Logged one stop.

» 2016 GAME-BY-GAME

Tackles (Solo-Assisted-Total)

KENT STATE 1-4-5; at Pitt 1-2-3; TEMPLE 0-0-0; at Michigan 3-1-4; MINNESOTA 1-1-2; MARYLAND 0-1-1; OHIO STATE 0-0-0; at Purdue 0-0-0.


» WHITE'S CAREER STATISTICS & GAME HIGHS

	UA-A	TK	FF	FR	I	PBU	SACK	TFL
2015	4-8	12	-	-	-	-	1.0-5	1.5-6
2016	6-9	15	-	-	-	-	1.5-10	1.5-10
CAREER	10-17	27	-	-	-	-	2.5-15	3.0-16

Tackles5; Kent State, 9/3/16

Sacks 1.5; Kent State, 9/3/16

Tackles for Loss 1.5; Kent State, 9/3/16



54
ROBERT
WINDSOR

6-4 > 305 > So./Fr. Eligible

Defensive Tackle > Fond Du Lac, Wis.

» 2016

Season: Appeared in eight games with one start...One of 16 first time starters in 2016...One of 22 freshmen (18 redshirt, 4 true) to appear in 2016...Made his first career start at Purdue (10/29). **Kent State (9/3):** Made his collegiate debut. **at Pitt (9/10):** Collected a career-high four tackles...Combined with Malik Golden on a TFL in the second quarter. **Temple (9/17):** Had two tackles...Combined with Torrence Brown on a sack of Phillip Walker in the fourth quarter, his first career quarterback takedown...A part of a front seven that limited Temple to just 38 rushing yards, the fewest since holding Illinois to 37 yards on the ground in 2015. **Minnesota (10/1):** Had two tackles...Combined with Kevin Givens on a fourth quarter sack. **Maryland (10/1):** Collected three tackles, including a pair of fourth quarter stops. **Ohio State (10/22):** Logged two tackles...Made the push up front to open gap on Marcus Allen's blocked field goal in the fourth quarter, which was returned by Grant Haley for the game-winning touchdown. **at Purdue (10/29):** Made his first career start...Totalled three tackles...Helped the defense hold Purdue to just 46 yards rushing, the second opponent held under 50 yards rushing in 2016.

» 2016 GAME-BY-GAME

Tackles (Solo-Assisted-Total)

KENT STATE 0-1-1; at Pitt 2-2-4; TEMPLE 0-2-2; at Michigan 0-0-0; MINNESOTA 1-1-2; MARYLAND 2-1-3; OHIO STATE 0-2-2; at Purdue 2-1-3.

» WINDSOR'S CAREER STATISTICS & GAME HIGHS

	UA-A	TK	FF	FR	I	PBU	SACK	TFL
2016	7-10	17	-	-	-	-	1.0-6	1.5-6
CAREER	7-10	17	-	-	-	-	1.0-6	1.5-6

Tackles4; at Pitt, 9/10/16

Tackles For Loss 0.5; Three Times: Last Minnesota, 10/1/16

Sacks 0.5; Twice: Last Minnesota, 10/1/16



77
CHASZ
WRIGHT

6-2 > 343 > Jr./So. Eligible

Tackle/Guard > Woodbridge, Va.

» 2016

Season: Appeared in eight games.



44
TYLER
YAZUJIAN

5-11 > 235 > Sr./Sr. Eligible

Long Snapper > Royersford, Pa.

» 2016

Awards: Named a semifinalist for the Campbell Trophy, which recognizes an individual as the premier football scholar-athlete in the nation. **Season:** Appeared in eight games...Has handled all of the long snapping duties since the start of the 2014 season.

» YAZUJIAN'S CAREER GAME HIGHS

Tackles1; Twice: Last Indiana, 10/10/15



@PennStateFBall



PSUFBall

2016

PSUnrivaled.com

GoPSUsports.com

PENN STATE GAME-BY-GAME

	KSU	at PITT	TEM	at MICH	MINN	UMD	OSU	at PUR	IOWA	at IND	at RU	MSU
First Downs	19	20	21	12	19	28	13	24				
Rushing	9	6	8	3	7	21	6	11				
Passing	9	12	8	6	8	5	6	10				
Penalty	1	2	5	3	4	2	1	3				
Net Yards Rushing	145	74	116	70	136	372	122	257				
Rushing Attempts	38	31	37	28	28	62	37	38				
Average Per Rush	3.8	2.4	3.1	2.5	4.9	6.0	3.3	6.8				
Rushing Touchdowns	1	4	3	0	2	3	1	5				
Yards Gained	176	114	173	108	162	415	186	291				
Yards Lost	31	40	57	38	26	43	64	34				
Net Yards Passing	209	332	287	121	335	152	154	254				
Completions	16	24	18	16	19	10	8	13				
Attempts	31	35	24	27	41	19	23	25				
Interceptions	0	1	1	1	0	0	0	0				
Yards Per Attempt	6.7	9.5	12.0	4.5	8.2	8.0	6.7	10.2				
Yards Per Completion	13.1	13.8	15.9	7.6	17.6	15.2	19.2	19.5				
Passing Touchdowns	2	1	1	1	1	2	1	3				
Total Offensive Yards	354	406	403	191	471	524	276	511				
Plays	69	66	61	55	69	81	60	63				
Yards Per Play	5.1	6.1	6.6	3.5	6.8	6.5	4.6	8.1				
Fumbles-Lost	2-1	5-3	5-2	1-1	0-0	2-1	2-1	1-0				
Penalties-Yards	5-55	4-35	7-62	2-13	5-65	7-50	1-5	11-91				
Punts-Yards	6-282	5-233	3-105	6-270	6-235	6-177	7-264	3-124				
Yards Per Punt	47.0	46.6	35.0	45.0	39.2	29.5	37.7	41.3				
Net Yards Per Punt	43.3	42.4	28.3	36.0	33.7	25.3	38.3	34.0				
Inside 20	2	3	2	1	1	4	3	0				
50+ Yard Kicks	1	2	0	1	1	0	0	1				
Touchbacks	1	1	1	0	1	0	0	0				
Fair Catch	1	1	1	2	1	1	4	0				
Kickoffs-Yards	7-453	7-424	7-451	3-159	6-37	7-428	6-356	11-705				
Yards Per Kickoff	64.7	60.6	64.4	53.0	62.0	61.1	59.3	64.1				
Net Yards Per Kickoff	40.1	32.3	43.0	44.0	40.8	42.0	41.8	43.9				
Touchbacks	6	4	6	0	3	2	1	5				
Punt Returns	4	4	6	0	2	1	5	0				
Yards	22	61	6	0	2	8	15	0				
Touchdowns	0	0	0	0	0	0	0	0				
Yards Per PR	5.5	15.2	1.0	0.0	1.0	8.0	3.0	0.0				
Kickoff Returns	4	5	4	3	2	3	4	3				
Yards	88	110	83	67	26	50	89	27				
Touchdowns	0	0	0	0	0	0	0	0				
Yards Per KR	22.0	22.0	20.8	22.3	13.0	16.7	22.2	9.0				
Interceptions	2	1	1	0	1	1	0	2				
Yards	30	8	14	0	0	0	0	40				
Touchdowns	1	0	0	0	0	0	0	0				
Fumble Returns	1	1	0	0	0	0	0	0				
Yards	6	4	0	0	0	0	0	0				
Touchdowns	0	0	0	0	0	0	1	0				
Miscellaneous Yards	0	0	0	0	0	0	72	0				
Possession Times	27:04	24:31	28:33	24:11	23:13	35:00	22:41	25:13				
1st Quarter	6:34	4:57	10:05	6:30	6:58	9:08	7:45	4:57				
2nd Quarter	8:05	6:21	7:29	4:04	6:07	10:02	5:32	7:23				
3rd Quarter	5:47	4:31	5:56	6:16	5:10	8:12	4:53	5:46				
4th Quarter	6:38	8:42	5:03	7:21	4:58	7:38	4:31	7:07				
3rd-Down Conversions	5-of-14	2-of-10	2-of-9	2-of-12	4-of-15	5-of-13	2-of-13	2-of-9				
4th-Down Conversions	0-of-1	1-of-1	2-of-2	2-of-3	1-of-2	1-of-1	0-of-1	1-of-1				
Red Zone Scoring	4-5	5-5	4-6	2-2	3-3	3-4	3-4	8-8				
Touchdowns	2-5	4-5	2-6	1-2	1-3	2-4	2-4	6-8				
Field Goals	2-5	1-5	2-6	1-2	2-3	1-4	1-4	2-8				
Sacks By-Yards	7-54	0-0	3-19	0-0	2-8	4-27	6-3	1-6				
PAT Kicks	3-3	4-4	4-4	1-1	2-2	5-5	3-3	8-8				
Field Goals	2-2	1-1	2-2	1-1	3-3	1-1	1-2	2-2				
Total Points	33	39	34	10	29	38	24	62				
Touchdowns Rushing	1	4	3	0	2	3	1	5				
Touchdowns Passing	2	1	1	1	1	2	1	3				
Touchdown Returns	0	0	0	0	0	0	0	0				
Other Touchdowns	1	0	0	0	0	0	1	0				
Safeties	0	0	0	0	0	0	0	0				
Kick PAT-Attempts	3-3	4-4	4-4	1-1	2-2	5-5	3-3	8-8				
2pt PAT-Attempts	0-1	1-1	2-2	0-0	0-0	0-0	0-0	0-0				
Field Goals-Attempts	2-2	1-1	2-2	1-1	3-3	1-1	1-2	2-2				
Points Off Turnovers	14	3	0	0	0	3	0	28				

OPONENT GAME-BY-GAME

	KSU	at PITT	TEM	at MICH	MINN	UMD	OSU	at PUR	IOWA	at IND	at RU	MSU
First Downs	16	19	13	25	31	11	19	20				
Rushing	8	13	2	14	13	8	9	4				
Passing	6	6	9	10	14	3	9	12				
Penalty	2	0	2	1	4	0	1	4				
Net Yards Rushing	150	341	38	326	228	170	168	46				
Rushing Attempts	41	56	28	49	48	38	40	26				
Average Per Rush	3.7	6.1	1.4	6.7	4.8	4.5	4.2	1.8				
Rushing Touchdowns	0	3	3	6	1	1	1	1				
Yards Gained	219	359	70	340	247	212	220	82				
Yards Lost	69	18	32	14	19	42	52	36				
Net Yards Passing	129	91	286	189	241	100	245	295				
Completions	14	11	25	21	24	10	28	36				
Attempts	28	15	34	35	41	16	43	55				
Interceptions	2	1	1	0	1	1	0	2				
Yards Per Attempt	4.6	6.1	8.4	5.4	5.9	6.2	5.7	5.4				
Yards Per Completion	9.2	8.3	11.4	9.0	10.0	10.0	8.8	8.2				
Passing Touchdowns	0	3	0	1	1	1	1	2				
Total Offensive Yards	279	432	324	515	469	270	413	341				
Plays	69	71	62	84	89	54	83	81				
Yards Per Play	4.0	6.1	5.2	6.1	5.3	5.0	5.0	4.2				
Fumbles-Lost	2-1	2-1	0-0	0-0	0-0	1-1	2-0	3-2				
Penalties-Yards	6-47	10-79	13-118	7-80	8-83	5-54	8-45	8-76				
Punts-Yards	6-246	5-213	6-225	1-44	6-239	7-279	8-318	5-234				
Yards Per Punt	41.0	42.6	37.5	44.0	39.8	39.9	39.8	46.8				
Net Yards Per Punt	37.3	30.4	36.5	44.0	32.8	38.7	37.9	42.8				
Inside 20	0	1	1	0	3	0	3	0				
50+ Yard Kicks	0	0	0	0	1	0	2	2				
Touchbacks	0	0	0	0	2	0	0	1				
Fair Catch	1	0	0	1	1	6	2	3				
Kickoffs-Yards	4-242	7-430	6-295	8-518	6-351	3-177	5-300	5-226				
Yards Per Kickoff	60.5	61.4	49.2	64.8	58.5	59.0	60.0	45.2				
Net Yards Per Kickoff	38.5	38.6	31.2	40.8	41.7	42.3	37.2	39.8				
Touchbacks	0	2	1	5	3	0	1	0				
Punt Returns	2	1	0	2	1	4	2	2				
Yards	2	1	0	54	13	25	-4	22				
Touchdowns	0	0	0	0	0	0	0	0				
Yards Per PR	1.0	1.0	0.0	27.0	13.0	6.2	-2.0	11.0				
Kickoff Returns	1	3	0	3	3	5	5	5				
Yards	22	98	0	27	52	84	80	97				
Touchdowns	1	0	0	0	0	0	0	0				
Yards Per KR	22.0	32.7	0.0	9.0	17.3	16.8	16.0	19.4				
Interceptions	0	1	1	1	0	0	0	0				
Yards	0	0	17	22	0	0	0	0				
Touchdowns	0	0	0	0	0	0	0	0				
Fumble Returns	1	1	0	1	0	0	0	0				
Yards	20	9	0	9	0	0	0	0				
Touchdowns	1	0	0	0	0	0	0	0				
Miscellaneous Yards	0	0	0	0	0	0	-2	0				
Possession Times	32:56	35:29	31:27	35:49	36:49	25:00	37:19	34:47				
1st Quarter	8:26	10:03	4:55	8:30	8:02	5:52	7:15	10:03				
2nd Quarter	6:55	8:39	7:31	10:56	8:53	4:58	9:28	7:37				
3rd Quarter	9:13	10:29	9:04	8:44	9:50	6:48	10:07	9:14				
4th Quarter	8:22	6:18	9:57	7:39	10:04	7:22	10:29	7:53				
3rd-Down Conversions	5-of-17	4-of-12	3-of-13	11-of-16	6-of-17	5-of-13	9-of-22	9-of-21				
4th-Down Conversions	0-of-1	0-of-0	2-of-3	2-of-4	1-of-1	1-of-1	1-of-2	1-of-1				
Red Zone Scoring	2-3	6-6	4-4	6-6	4-5	3-4	2-2	2-2				
Touchdowns	0-3	6-6	3-4	6-6	1-5	2-4	0-2	2-2				
Field Goals	2-3	0-6	1-4	0-6	3-5	1-4	2-2	0-2				
Sacks By-Yards	1-11	4-33	0-0	6-27	0-0	4-27	1-1	1-10				
PAT Kicks	1-1	6-6	3-3	7-7	2-2	5-5	1-2	3-3				
Field Goals	2-3	0-2	2-2	0-0	4-4	1-1	2-3	1-2				
Total Points	13	42	27	49	26	14	21	24				
Touchdowns Rushing	0	3	3	6	1	1	1	1				
Touchdowns Passing	0	3	0	1	1	1	1	2				
Touchdown Returns	1	0	0	0	0	0	0	0				
Other Touchdowns	0	0	0	0	0	0	0	0				
Safeties	0	0	0	0	0	0	1	0				
Kick PAT-Attempts	1-1	6-6	3-3	7-7	2-2	2-2	1-2	3-3				
2pt PAT-Attempts	0-0	0-0	0-0	0-0	0-0	0-0	0-0	0-0				
Field Goals-Attempts	2-3	0-1	2-2	0-0	4-4	0-0	2-3	1-2				
Points Off Turnovers	7	14	14	7	0	0	3	0				

INDIVIDUAL GAME-BY-GAME

RUSHING

(ATT-YDS-TD)	KSU	at PITT	TEM	at MICH	MINN	UMD	OSU	at PUR	IOWA	at IND	at RU	MSU
Allen, Mark	---	1-2-0	6-17-0	1-0-0	---	7-31-0	DNP	1-1-1				
Barkley, Saquon	22-105-1	20-85-4	9-68-1	15-59-0	20-63-1	31-202-1	12-99-0	18-207-2				
Godwin, Chris	---	---	---	---	---	---	1-13-0	---				
Hamilton, DaeSean	---	---	1-(-12)-0	---	---	---	---	---				
McSorley, Trace	14-47-0	9-(-17)-0	9-8-1	9-(-6)-0	8-73-1	18-81-1	19-63-1	5-2-0				
Robinson, Andre	1-(-2)-0	1-4-0	6-24-1	1-3-0	---	DNP	DNP	2-23-2				
Sanders, Miles	---	---	3-27-0	2-14-0	DNP	1-25-1	1-(-10)-0	3-6-0				
Stevens, Tommy	---	DNP	DNP	DNP	DNP	4-36-0	DNP	5-31-0				
TEAM	1-(-5)-0	---	3-(-16)-0	---	---	1-(-3)-0	4-(-43)-0	4-(-13)-0				

RECEIVING

(REC-YDS-TD)	KSU	at PITT	TEM	at MICH	MINN	UMD	OSU	at PUR	IOWA	at IND	at RU	MSU
Allen, Mark	---	1-4-0	1-1-0	---	---	---	DNP	---				
Barkley, Saquon	1-17-0	2-45-1	2-7-0	5-77-0	1-(-3)-0	---	---	3-70-0				
Blacknall, Saeed	2-24-0	DNP	DNP	DNP	DNP	---	1-35-0	1-42-0				
Charles, Irvin	---	---	---	---	1-80-1	---	---	1-26-0				
Gesicki, Mike	3-49-1	4-47-0	2-62-0	5-23-0	5-70-0	4-26-1	4-46-0	1-23-0				
Godwin, Chris	7-67-0	4-36-0	7-117-1	1-8-1	4-97-0	---	2-39-1	5-58-2				
Hamilton, DaeSean	2-9-1	8-82-0	2-50-0	1-11-0	3-17-0	2-35-0	1-34-0	1-14-0				
Johnson, Juwan	---	1-27-0	---	---	---	---	---	---				
Polk, Brandon	---	1-4-0	1-14-0	DNP	DNP	DNP	DNP	DNP				
Robinson, Andre	---	---	---	---	1-2-0	DNP	DNP	---				
Sanders, Miles	---	---	---	1-3-0	DNP	---	---	1-21-1				
Thompkins, DeAndre	1-43-0	3-87-0	3-36-0	3-(-1)-0	4-72-0	4-91-1	---	DNP				

PASSING

Trace McSorley

	Comp.	Att.	Yds.	TD	INT
Kent State	16	31	209	2	0
at Pitt	24	35	332	1	1
TEMPLE	18	24	287	1	1
at Michigan	16	27	121	1	1
MINNESOTA	19	41	335	1	0
MARYLAND	10	19	152	2	0
OHIO STATE	8	23	154	1	0
at Purdue	12	23	228	3	0
IOWA					
at Indiana					
at Rutgers					
MICHIGAN STATE					

Tommy Stevens

	Comp.	Att.	Yds.	TD	INT
Kent State	--	--	--	--	--
at Pitt	DNP				
TEMPLE	DNP				
at Michigan	DNP				
MINNESOTA	DNP				
MARYLAND	--	--	--	--	--
OHIO STATE	DNP				
at Purdue	1	2	26	0	0
IOWA					
at Indiana					
at Rutgers					
MICHIGAN STATE					

KICKING & PUNTING

KICKOFFS

Season	KO	Total Yards	TB	OB	Kick Avg.	Rtrns	Rtn Yds	Yds/Rtn
Julius, Joey	54	3,348	27	2	62.0	28	18.4	0.66

Season	KO	Total Yards	TB	OB	Kick Avg.	Rtrns	Rtn Yds	Yds/Rtn
KENT STATE	7	453	6	0	64.7	4	88	22.0
at Pitt	7	424	4	0	60.6	3	98	33.0
TEMPLE	7	451	6	1	64.4	0	0	0.00
at Michigan	3	159	0	0	53.0	3	27	9.00
MINNESOTA	6	372	3	0	62.0	3	52	17.3
MARYLAND	7	428	2	0	61.1	5	84	16.8
OHIO STATE	6	356	1	0	59.3	5	80	16.0
at Purdue	11	705	5	1	64.1	5	97	19.4
IOWA								
at Indiana								
at Rutgers								
MICHIGAN STATE								

PUNTING

Season	No	Total Yds	Avg	Long	FC	I20	50+	Blk
Gillikin, Blake	39	1,615	41.4	69	10	14	6	0
Pasquariello, Daniel	2	75	37.5	38	1	2	0	0
Team	1	0	0.0	0	0	0	0	1

Game	No	Total Yds	Avg	Long	FC	I20	50+	Blk
KENT STATE	6	282	47.0	58	1	2	1	0
at Pitt	5	233	46.6	69	1	3	2	0
TEMPLE	3	105	35.0	41	0	2	0	0
at Michigan	6	270	45.0	61	3	1	1	0
MINNESOTA	6	235	39.2	56	1	1	1	0
MARYLAND	6	177	29.5	44	1	4	0	1
OHIO STATE	7	264	37.7	47	3	3	0	0
at Purdue	3	124	41.3	52	0	0	1	0
IOWA								
at Indiana								
at Rutgers								
MICHIGAN STATE								



INDIVIDUAL GAME-BY-GAME

TACKLES

(UT-AT-TT)	KSU	at PITT	TEM	at MICH	MINN	UMD	OSU	at PUR	IOWA	at IND	at RU	MSU
Allen, Marcus	2-3-5	4-4-8	6-2-8	7-0-7	8-14-22	3-4-7	2-4-6	5-1-6				
Apke, Troy	1-0-1	0-1-1	---	1-3-4	3-3-6	1-1-2	---	0-1-1				
Bates, Ryan	---	---	1-0-1	---	---	---	---	---				
Bell, Brandon	3-5-8	5-4-9	DNP	DNP	DNP	DNP	7-11-18	3-2-5				
Bowen, Manny	0-1-1	5-0-5	2-1-3	3-4-7	5-2-7	1-4-5	4-8-12	5-1-6				
Brown, Cam	DNP	0-1-1	---	4-6-10	6-3-9	---	---	1-2-3				
Brown, Torrence	0-3-3	5-1-6	1-3-4	2-1-3	1-0-1	0-1-1	1-2-3	2-1-3				
Buchholz, Ryan	1-1-2	2-0-2	0-1-1	0-1-1	---	0-2-2	2-1-3	1-0-1				
Cabinda, Jason	5-6-11	DNP	DNP	DNP	DNP	DNP	3-10-13	6-3-9				
Campbell, Christian	1-2-3	2-0-2	1-1-2	2-0-2	1-2-3	DNP	---	1-2-3				
Chavis, Tyrell	0-2-2	0-1-1	---	0-2-2	0-1-1	1-0-1	0-1-1	---				
Cooper, Jake	---	0-2-2	1-4-5	2-4-6	1-1-2	DNP	DNP	---				
Cothran, Curtis	DNP	DNP	DNP	DNP	0-1-1	0-1-1	0-1-1	---				
Costagna, Colin	DNP	DNP	DNP	---	DNP	---	DNP	1-0-1				
Cothren, Parker	0-2-2	0-1-1	2-5-7	0-1-1	0-2-2	1-1-2	0-1-1	DNP				
Davis, Desi	DNP	DNP	---	DNP	DNP	DNP	DNP	DNP				
Dowrey, Derek	---	---	---	---	---	---	---	0-1-1				
Farmer, Koa	0-1-1	---	---	2-1-3	2-1-3	1-4-5	1-1-2	2-1-3				
Givens, Kevin	0-3-3	---	1-1-2	2-1-3	1-2-3	1-0-1	0-2-2	---				
Golden, Malik	3-0-3	3-3-6	3-6-9	8-3-11	DNP	3-3-6	3-3-6	5-3-8				
Haley, Grant	---	---	DNP	DNP	2-5-7	1-1-2	0-3-3	2-1-3				
Hamilton, DaeSean	---	1-0-1	---	---	---	---	---	---				
Irvin, Charles	---	---	---	---	---	1-0-1	1-0-1	---				
Julius, Joey	1-0-1	---	---	1-0-1	---	---	0-1-1	---				
Johnson, Jan	DNP	DNP	DNP	1-1-2	INJ	INJ	INJ	INJ				
Johnson, Juwan	---	---	---	---	1-0-1	0-0-1	---	1-1-2				
McPhearson, Josh	DNP	DNP	DNP	DNP	DNP	0-1-1	DNP	---				
Miller, Jarvis	---	1-0-1	---	---	---	0-1-1	---	---				
Miller, Shareef	3-2-5	0-1-1	---	---	1-3-4	2-0-2	2-2-4	1-0-1				
Monroe, Ayron	DNP	DNP	DNP	DNP	1-0-1	1-2-3	0-2-2	0-1-1				
Oruwaraye, Amani	0-2-2	2-0-2	0-1-1	2-1-3	DNP	DNP	DNP	1-0-1				
Reid, John	2-2-4	3-2-5	2-2-4	1-2-3	1-0-1	3-2-5	1-2-3	1-0-1				
Schwan, Evan	2-2-4	---	DNP	---	3-0-3	2-2-4	1-2-3	1-1-2				
Scott, Nick	0-1-1	0-1-1	---	---	---	1-2-3	---	DNP				
Sickels, Garrett	1-5-6	3-0-3	2-1-3	1-1-2	0-1-1	1-0-1	3-6-9	3-0-3				
Smith, Brandon	---	DNP	4-4-8	1-1-2	2-5-7	2-12-14	1-3-4	3-1-4				
Smith, Jordan	0-1-1	---	---	---	2-2-4	0-2-2	---	---				
Taylor, Garrett	---	---	---	---	---	0-1-1	1-0-1	---				
Thompkins, DeAndre	---	---	---	2-0-2	---	---	---	DNP				
Walker, Von	---	1-0-1	---	---	1-0-1	1-0-1	2-0-2	---				
Wartman-White, Nyeem	1-4-5	7-2-9	---	INJ	INJ	INJ	INJ	INJ				
White, Antoine	1-4-5	1-2-3	---	3-1-4	1-1-2	0-0-1	---	---				
Windsor, Robert	0-1-1	2-2-4	0-2-2	---	1-1-2	2-1-3	0-2-2	2-1-3				

TFL & SACKS

TFL (Sacks)	KSU	at PITT	TEM	at MICH	MINN	UMD	OSU	at PUR	IOWA	at IND	at RU	MSU
Allen, Marcus	---	1.0 (-)	1.0 (-)	---	1.0 (-)	1.0 (-)	---	---				
Bell, Brandon	---	---	DNP	DNP	DNP	DNP	1.0 (1.0)	1.0 (-)				
Bowen, Manny	---	1.0 (-)	1.0 (1.0)	1.0 (-)	2.0 (-)	---	1.0 (-)	---				
Brown, Cam	DNP	---	---	1.0 (-)	---	---	---	---				
Brown, Torrence	---	2.0 (-)	1.0 (0.5)	1.0 (-)	---	---	0.5 (-)	---				
Buchholz, Ryan	1.0 (1.0)	---	0.5 (-)	---	---	---	---	1.0 (1.0)				
Cabinda, Jason	---	DNP	DNP	DNP	DNP	DNP	2.0 (1.0)	---				
Campbell, Christian	1.0 (-)	---	---	---	---	DNP	---	---				
Costagna, Colin	DNP	DNP	DNP	---	DNP	---	DNP	1.0 (-)				
Cothren, Parker	0.5 (0.5)	---	2.5 (0.5)	---	0.5 (-)	---	0.5 (-)	DNP				
Chavis, Tyrell	---	---	---	---	---	1.0 (-)	---	---				
Farmer, Koa	---	---	---	---	0.5 (-)	1.5 (1.0)	---	---				
Givens, Kevin	---	---	1.0 (-)	---	1.0 (0.5)	1.0 (1.0)	0.5 (0.5)	---				
Golden, Malik	---	1.5 (-)	---	1.0 (-)	DNP	---	---	1.0 (-)				
Miller, Shareef	2.0 (2.0)	---	---	---	1.5 (-)	1.0 (-)	1.0 (-)	---				
Reid, John	0.5 (0.5)	---	0.5 (-)	---	---	1.0 (-)	---	---				
Schwan, Evan	1.0 (-)	---	DNP	---	1.0 (1.0)	1.0 (1.0)	1.0 (1.0)	---				
Sickels, Garrett	1.5 (1.0)	---	0.5 (0.5)	---	0.5 (-)	1.0 (1.0)	3.5 (2.5)	1.0 (-)				
Smith, Brandon	---	---	0.5 (-)	1.0 (-)	0.5 (-)	1.0 (-)	---	---				
Smith, Jordan	0.5 (-)	DNP	---	---	---	0.5 (-)	---	---				
Wartman-White, Nyeem	0.5 (0.5)	3.0 (-)	---	INJ	INJ	INJ	INJ	INJ				
White, Antoine	1.5 (1.5)	---	---	---	---	---	---	---				
Windsor, Robert	---	0.5 (-)	0.5 (0.5)	---	0.5 (0.5)	---	---	---				
TEAM TOTAL	10.0 (7.0)	9.0 (0.0)	9.0 (3.0)	5.0 (-)	9.0 (2.0)	10.0 (4.0)	11.0 (6.0)	5.0 (1.0)				

INDIVIDUAL GAME-BY-GAME

ALL-PURPOSE YARDS

	KSU	at PITT	TEM	at MICH	MINN	UMD	OSU	at PUR	IOWA	at IND	at RU	MSU
Allen, Mark	---	6	18	---	---	31	DNP	1				
Barkley, Saquon	122	147	75	136	60	202	99	207				
Blacknall, Saeed	24	DNP	DNP	DNP	DNP	---	35	42				
Campbell, Christian	---	---	---	---	---	DNP	---	18				
Farmer, Koa	---	---	---	---	---	---	---	3				
Garrity, Gregg	DNP	DNP	DNP	DNP	DNP	---	11	---				
Gesicki, Mike	49	47	62	23	70	26	46	23				
Godwin, Chris	67	36	117	8	97	---	52	58				
Golden, Malik	---	8	---	---	DNP	---	---	---				
Hamilton, DaeSean	9	82	38	11	17	35	34	14				
Irvin, Charles	---	---	---	---	80	---	---	26				
Johnson, Juwan	---	27	---	---	---	---	---	---				
McSorley, Trace	47	-17	8	-6	73	81	63	2				
Oruwariye, Amani	30	---	-26	---	DNP	DNP	DNP	---				
Polk, Brandon	---	4	49	DNP	DNP	DNP	DNP	DNP				
Reid, John	22	61	46	---	---	8	9	---				
Robinson, Andre	-2	4	24	3	2	DNP	DNP	23				
Sanders, Miles	26	50	58	84	DNP	75	79	51				
Scott, Nick	52	---	---	---	26	---	---	DNP				
Smith, Brandon	---	DNP	---	---	---	---	---	22				
Stevens, Tommy	---	DNP	DNP	DNP	DNP	36	DNP	31				
Thompkins, DeAndre	43	87	36	-1	72	91	---	DNP				

RED ZONE RECAP

PENN STATE

Opponent	Series	Result	Pct.
KENT STATE	5	2 TD, 2 FG, 1 TO on downs	80%
at Pitt	5	4 TD, 1 FG	100%
TEMPLE	6	2 TD, 2 FG, 1 Fumble, 1 Half	66.7%
at Michigan	2	1 TD, 1 FG	100%
MINNESOTA	3	1 TD, 2 FG	100%
MARYLAND	4	2 TD, 1 FG, 1 Fumble	75%
OHIO STATE	4	2 TD, 1 FG, 1 FG Blocked	75%
at Purdue	8	6 TD, 2 FG	100%
IOWA			
at Indiana			
at Rutgers			
MICHIGAN STATE			
TOTAL			

OPPONENT

Opponent	Series	Result	Pct.
KENT STATE	3	2 FG, 1 INT	66.7%
at Pitt	6	6 TD	100%
TEMPLE	4	3 TD, 1 FG	100%
at Michigan	6	6 TD	100%
MINNESOTA	5	1 TD, 3 FG, 1 INT	80%
MARYLAND	2	1, TD, 1 Fumble	50%
OHIO STATE	2	2 FG	100%
at Purdue	2	2 TD	100%
IOWA			
at Indiana			
at Rutgers			
MICHIGAN STATE			
TOTAL			

GAME LEADERS

Opponent	Rushing Attempts	Rushing Yards	Receptions	Receiving Yards	All Purpose Yards	Tackles
KENT STATE	22 - Barkley	105 - Barkley	7 - Godwin	67 - Godwin	122 - Barkley	11 - Cabinda
at Pitt	20 - Barkley	85 - Barkley	8 - Hamilton	82 - Hamilton	147 - Barkley	9 - Wartman-White
TEMPLE	9 - Barkley	68 - Barkley	7 - Godwin	117 - Godwin	117 - Godwin	9 - Golden
at Michigan	15 - Barkley	59 - Barkley	5 - Barkley & Gesicki	77 - Barkley	136 - Barkley	11 - Golden
MINNESOTA	20 - Barkley	73 - McSorley	5 - Gesicki	97 - Godwin	97 - Godwin	22 - Allen
MARYLAND	31 - Barkley	202 - Barkley	4 - Thompkins & Gesicki	91 - Thompkins	202 - Barkley	14 - Smith, B.
OHIO STATE	19 - McSorley	99 - Barkley	4 - Gesicki	46 - Gesicki	99 - Barkley	18 - Bell
at Purdue	18 - Barkley	207 - Barkley	5 - Godwin	70 - Barkley	277 - Barkley	9 - Cabinda
IOWA						
at Indiana						
at Rutgers						
MICHIGAN STATE						



TURNOVER BY GAME

PENN STATE: 13 GAINED

TYPE	QTR	PLAYER	PLAYS/ 1st		RESULT
			YDS	DWNS	
KENT STATE (3)					
Fumble	2	Washington by Allen, Marcus	2/13	1	TD
Interception	3	Oruwariye of Agner	-	-	TD
Interception	3	Bell of Agner	6/20	1	Punt

PITT (2)

Interception	2	Golden of Peterman	5/23	-	Punt
Fumble	4	Conner by Brown, T.	1/2	-	FG

TEMPLE (1)

Interception	4	Reid of Walker	2/4	-	End of Game
--------------	---	----------------	-----	---	-------------

MICHIGAN (0)**MINNESOTA (1)**

Interception	4	Smith, J. of Leidner	6/23	1	Punt
--------------	---	----------------------	------	---	------

MARYLAND (2)

Interception	1	Smith, B. of Hills	12/42	3	FG
Fumble	1	Hills by Farmer, K.	3/(-7)	-	Punt

OHIO STATE (0)**PURDUE (4)**

Interception	3	Smith, B. of Blough	4/24	1	TD
Fumble	3	Marshall by Smith, J.	2/24	1	TD
Fumble	4	Blough by Givens	7/58	3	TD
Interception	4	Campbell of Sindelar	4/28	1	TD

OPPONENT: 12 GAINED

TYPE	QTR	PLAYER	PLAYS/ 1st		RESULT
			YDS	DWNS	
KENT STATE (1)					
Fumble	2	McSorley by Refuge	-	-	TD

PITT (4)

Fumble	1	McSorley by Price	1/(-6)	1	TD
Fumble	2	McSorley by Price	2/15	1	TD
Fumble	3	Barkley by Briggs	7/18	1	FG (missed)
Interception	4	Lewis of McSorley	7/40	-	End of Game

TEMPLE (3)

Fumble	2	Sanders by Martin-Oguike	7/41	-	Punt
Interception	3	Randall of McSorley	1/0	-	TD
Fumble	4	Oruwariye by Starzyk	0/(-26)	-	TD

MICHIGAN (2)

Interception	4	McCray of McSorley	4/31	1	TD
Fumble	4	Sanders by Uche	2/(-3)	-	End of Game

MINNESOTA (0)**MARYLAND (1)**

Fumble	3	Barkley by Likely	7/62	2	TO on Downs
--------	---	-------------------	------	---	-------------

OHIO STATE (1)

Fumble	1	Reid by McLaurin	5/22	1	FG
--------	---	------------------	------	---	----

PURDUE (0)

TURNOVERS BY PLAYER

FUMBLES

(#-Lost)	KSU	at PITT	TEM	at MICH	MINN	UMD	OSU	at PUR	IOWA	at IND	at RU	MSU
Barkley, Saquon	--	1-1	--	--	--	1-1	--	--				
Farmer, Koa	--	--	--	--	--	--	--	1-0				
McSorley, Trace	2-1	3-2	2-0	--	--	--	--	--				
Oruwariye, Amani	--	--	1-1	--	DNP	DNP	DNP	--				
Reid, John	--	--	--	--	--	--	1-1	--				
Sanders, Miles	--	--	1-1	1-1	DNP	1-0	--	--				
TEAM	--	--	1-0	0-0	--	--	1-0	--				

FORCED FUMBLES

	KSU	at PITT	TEM	at MICH	MINN	UMD	OSU	at PUR	IOWA	at IND	at RU	MSU
Allen, Marcus	1	--	--	--	--	--	--	--				
Brown, Torrence	--	1	1	--	--	--	--	--				
Farmer, Koa	--	--	--	--	--	1	--	--				

FUMBLES RECOVERED

(#-Yards)	KSU	at PITT	TEM	at MICH	MINN	UMD	OSU	at PUR	IOWA	at IND	at RU	MSU
Allen, Marcus	1-6	--	--	--	--	--	--	--				
Brown, Torrence	--	--	--	--	--	1-0	--	--				
Givens, Kevin	--	--	--	--	--	--	--	1-0				
Reid, John	--	1-4	--	--	--	--	--	--				
Smith, Jordan	--	--	--	--	--	--	--	1-0				
TEAM	--	--	1-0	--	--	--	--	--				

INTERCEPTIONS

(#-Yards)	KSU	at PITT	TEM	at MICH	MINN	UMD	OSU	at PUR	IOWA	at IND	at RU	MSU
Bell, Brandon	1-0	DNP	DNP	DNP	DNP	DNP	--	--				
Campbell, Christian	--	--	--	--	--	DNP	DNP	1-18				
Golden, Malik	--	1-8	--	--	DNP	--	--	--				
Oruwariye, Amani	1-30	--	--	--	DNP	DNP	DNP	--				
Reid, John	--	--	1-14	--	--	--	--	--				
Smith, Brandon	--	--	--	--	--	1-0	--	1-22				
Smith, Jordan	--	DNP	--	--	1-0	--	--	--				



SCORING SUMMARY

Game	Plays	Yards	Time	Result	Qtr.	Game	Plays	Yards	Time	Result	Qtr.
KENT STATE (6)	9	79	3:23	TD	1	MARYLAND (6)	7	84	2:27	TD	1
Hamilton 4-yard pass from McSorley (2-pt attempt failed)						Gesicki 5-yard pass from McSorley (Davis, T. kick)	12	42	4:46	FG	2
2	13	0:41	TD	2		Davis, T. field goal (30 yards)	10	67	4:18	TD	2
Barkley 7-yard run (Davis, T. kick)						McSorley 9-yard run (Davis, T. kick)	3	70	0:26	TD	2
Davis, T. field goal (29 yards)	0	0	0:00	TD	3	Barkley 45-yard run (Davis, T. kick)	2	70	0:42	TD	3
Oruwariye 30-yard interception return (Davis, T. kick)	8	49	2:39	FG	3	Thompkins 70-yard pass from McSorley (Davis, T. kick)	5	51	2:25	TD	4
Davis, T. field goal (28 yards)	8	67	2:38	TD	4	Sanders 25-yard run (Davis, T. kick)					
Gesicki 30-yard pass from McSorley (Davis, T. kick)											
PITT (6)	1	15	0:09	TD	1	OHIO STATE (4)	7	74	1:00	TD	2
Barkley 3-yard run (Davis, T. kick)	8	83	2:35	TD	2	Godwin 20-yard pass from McSorley (Davis, T. kick)	5	90	1:20	FG	4
Barkley 1-yard run (Davis, T. kick)	2	46	0:39	TD	3	McSorley 2-yard run (Davis, T. kick)	6	12	2:09	FG	4
Barkley 40-yard pass from McSorley (Davis, T. kick)	7	68	2:04	TD	4	Davis, T. field goal (34 yards)	0	0	0:00	TD	4
Barkley 1-yard run (Davis, T. kick)	4	-9	1:31	FG	4	Haley 60-yd blocked FG return (Davis, T. kick)					
Davis, T. field goal (38 yards)	6	60	1:30	TD	4						
Barkley 2-yard run (Davis, T. kick)						PURDUE (10)	8	85	3:27	TD	1
TEMPLE (6)	2	55	0:42	TD	1	Barkley 3-yard run (Davis, T. kick)	5	82	1:50	TD	2
Godwin 52-yard pass from McSorley (Davis, T. kick)	13	69	5:57	TD	1	Godwin 38-yard pass from McSorley (Davis, T. kick)	11	72	4:21	TD	2
Robinson 3-yard run (Davis, T. kick)	9	53	3:14	TD	2	Davis, T. field goal (33 yards)	4	24	1:18	TD	3
McSorley 2-yard run (Davis, T. kick)	6	48	3:50	FG	3	Godwin 1-yard pass from McSorley (Davis, T. kick)	2	24	0:39	TD	3
Davis, T. field goal (40 yards)	7	71	4:05	FG	4	Robinson 4-yard pass from McSorley (Davis, T. kick)	6	61	1:42	FG	3
Davis, T. field goal (30 yards)	2	75	0:50	TD	4	Davis, T. field goal (29 yards)	3	40	1:14	TD	3
Barkley 55-yard run (Davis, T. kick)						Sanders 21-yard pass from McSorley (Davis, T. kick)	1	81	0:13	TD	4
MICHIGAN (2)	8	71	2:01	FG	3	Barkley 81-yard run (Davis, T. kick)	7	58	3:07	TD	4
Davis, T. field goal (21 yards)	13	75	6:20	TD	4	Allen, Mark 1-yard run (Davis, T. kick)	4	28	2:16	TD	4
Godwin 8-yard pass from McSorley (Davis, T. kick)						Robinson 19-yard run (Davis, T. kick)					
MINNESOTA (6)	7	73	3:49	FG	2						
Davis, T. field goal (19 yards)	3	80	0:52	TD	3						
Charles 80-yard pass from McSorley (Davis, T. kick)	5	33	0:57	FG	3						
Davis, T. field goal (27 yards)	6	85	2:06	TD	4						
McSorley 6-yard run (Davis, T. kick)	8	53	0:52	FG	4						
Davis, T. field goal (40 yards)	1	25	----	TD	OT						
Barkley 25-yard run (Davis, T. kick)											

SCORING BREAKDOWN

PENN STATE DRIVES

Totals: 46 scoring drives (32 TD, 13 FG)
Special Teams/Defensive Touchdown: 2
 Oruwariye - 30 yd. Interception Return, KSU
 Haley - 60 yd. Blocked FG Return, OSU

LONGEST DRIVES BY:

Plays: 13, 2x Last: at Michigan (9/24)
 12, 2x Last: MARYLAND (10/8)
Yards: 90 OHIO STATE (10/22)
 85, 2x Last: at Purdue (10/29)
Time: 6:20 at Michigan (9/24)
 5:57 TEMPLE (9/17)

OPPONENT DRIVES

Totals: 36 scoring drives (25, TD, 3 FG)
Special Teams/Defensive Touchdown: None

LONGEST DRIVES BY:

Plays: 13, 2x Last: Purdue (10/29)
 12, 3x Last: Purdue (10/29)
Yards: 99 Pitt (9/10)
 87 Minnesota (10/1)
Time: 6:15 Michigan (9/24)
 5:36 Purdue (10/29)



LONG PLAY BREAKDOWN

BY YARDAGE

Yards	Type	Player(s)	Opponent
*81	Rush	Barkley, Saquon	Purdue
*80	Pass	Charles, Irvin from McSorley, Trace	Minnesota
*70	Pass	Thompkins, DeAndre from McSorley, Trace	Maryland
*60	FGR	Haley, Grant+Haley, Grant	Ohio State
59	PR	Reid, John	Pitt
*55	Rush	Barkley, Saquon	Temple
53	Pass	Gesicki, Mike from McSorley, Trace	Minnesota
53	Pass	Thompkins, DeAndre from McSorley, Trace	Minnesota
*52	Pass	Godwin, Chris from McSorley, Trace	Temple
52	Pass	Gesicki, Mike from McSorley, Trace	Temple
45	Pass	Hamilton, DaeSean from McSorley, Trace	Temple
*45	Rush	Barkley, Saquon	Maryland
43	Pass	Thompkins, DeAndre from McSorley, Trace	Kent State
42	Pass	Blacknall, Saeed from McSorley, Trace	Purdue
*40	Pass	Barkley, Saquon from McSorley, Trace	Pitt
39	Pass	Thompkins, DeAndre from McSorley, Trace	Pitt
*38	Pass	Godwin, Chris from McSorley, Trace	Purdue
37	Rush	Barkley, Saquon	Ohio State
37	Pass	Barkley, Saquon from McSorley, Trace	Purdue
36	Pass	Godwin, Chris from McSorley, Trace	Minnesota
35	Pass	Blacknall, Saeed from McSorley, Trace	Ohio State
35	KR	Polk, Brandon	Temple
34	Pass	Hamilton, DaeSean from McSorley, Trace	Ohio State
34	Pass	Thompkins, DeAndre from McSorley, Trace	Pitt
33	Rush	Barkley, Saquon	Michigan
33	KR	Sanders, Miles	Pitt
32	Pass	Godwin, Chris from McSorley, Trace	Minnesota
31	KR	Sanders, Miles	Temple
30	Pass	Barkley, Saquon from McSorley, Trace	Michigan
30	KR	Scott, Nick	Kent State
*30	Pass	Gesicki, Mike from McSorley, Trace	Kent State
*30	INT	Oruwariye, Amani	Kent State
29	Rush	Barkley, Saquon	Pitt
29	KR	Scott, Nick	Pitt
29	PR	Reid, John	Temple
28	Rush	Barkley, Saquon	Kent State
27	KR	Sanders, Miles	Ohio State
27	Pass	Johnson, Juwan from McSorley, Trace	Pitt
27	Rush	Barkley, Saquon	Ohio State
26	KR	Sanders, Miles	Ohio State
26	KR	Scott, Nick	Minnesota
26	Pass	Gesicki, Mike from McSorley, Trace	Ohio State
26	Pass	Charles, Irvin from Stevens, Tommy	Purdue
26	Rush	McSorley, Trace	Minnesota
26	Pass	Godwin, Chris from McSorley, Trace	Kent State
25	KR	Sanders, Miles	Michigan
25	Rush	Barkley, Saquon	Maryland
25	Rush	McSorley, Trace	Maryland
*25	Rush	Barkley, Saquon	Maryland
*25	Rush	Sanders, Miles	Minnesota
24	KR	Sanders, Miles	Maryland
24	Pass	Gesicki, Mike from McSorley, Trace	Purdue
24	Pass	Hamilton, DaeSean from McSorley, Trace	Pitt
24	KR	Sanders, Miles	Michigan
23	KR	Sanders, Miles	Maryland
23	Pass	Godwin, Chris from McSorley, Trace	Temple
23	Pass	Gesicki, Mike from McSorley, Trace	Purdue
23	Rush	Barkley, Saquon	Minnesota
22	INT	Smith, Brandon	Purdue
22	Rush	Barkley, Saquon	Purdue
22	KR	Scott, Nick	Kent State
21	PR	Reid, John	Kent State
*21	Pass	Sanders, Miles from McSorley, Trace	Purdue
21	Pass	Blacknall, Saeed from McSorley, Trace	Kent State
21	Pass	Hamilton, DaeSean from McSorley, Trace	Maryland
21	KR	Sanders, Miles	Ohio State
21	Pass	Barkley, Saquon from McSorley, Trace	Purdue
20	Pass	Godwin, Chris from McSorley, Trace	Minnesota
20	Rush	Barkley, Saquon	Maryland
20	Rush	Barkley, Saquon	Purdue
*20	Pass	Godwin, Chris from McSorley, Trace	Ohio State

PENN STATE [71 PLAYS]

Play	#	Long	Play	Opponent
Passing:	34	80*	Charles, Irvin from McSorley, Trace	Minnesota
KR:	14	35	Polk, Brandon	Temple
Rushing:	17	81	Barkley, Saquon	Purdue
INT:	2	30*	Oruwariye, Amani	Kent State
PR:	3	59	Reid, John	Pitt
FR:	-	-	-	-
Other:	1	60*	Haley, Grant	Ohio State

Opp.	#	Long	Play	Type
KENT STATE	9	43	Thompkins, DeAndre from McSorley	Pass
at Pitt	10	59	Reid, John	PR
TEMPLE	8	55*	Barkley, Saquon	Rush
at Michigan	4	33	Barkley, Saquon	Rush
MINNESOTA	10	80*	Charles, Irvin from McSorley	Pass
MARYLAND	8	70*	Thompkins, DeAndre from McSorley	Pass
OHIO STATE	10	60*	Haley, Grant	FGR
at Purdue	12	81*	Barkley, Saquon	Rush
IOWA				
at Indiana				
at Rutgers				
MICHIGAN STATE				

OPPONENTS [44 PLAYS]

Play	#	Long	Play	Opponent
Passing:	11	66*	Johnson, Ty from Hills, Perry	Maryland
Rushing:	21	74*	Samuel, Curtis	Ohio State
KR:	8	84	Henderson, Quadree	Pitt
FR:	1	20*	Refuge, Elcee	Kent State
INT:	1	22	McCray, Mike	Michigan
PR:	2	53	Peppers, Jabrill	Michigan

Opp.	#	Long	Play	Type
Kent State	5	37	James, Raekwon from Mitchell, Mylik	Pass
at Pitt	9	84	Henderson, Quadree	KR
TEMPLE	1	67	DeLoatch, Romond	Pass
at Michigan	8	53	Peppers, Jabrill	KR
MINNESOTA	4	37*	Brooks, Shannon	Rush
MARYLAND	6	66*	Johnson, Ty from Hills, Perry	Pass
OHIO STATE	6	74*	Samuel, Curtis	Rush
at Purdue	5	62*	Yancey, DeAngelo from Blough, David	Pass
IOWA				
at Indiana				
at Rutgers				
MICHIGAN STATE				

* - touchdown scored on play



LONG PLAY BREAKDOWN

Mark Allen

2016: -- (--)
Career: 1 (1 Rushing)

2016 Long:
 Rushing: --

Career Long:
 Rushing: 28 yds vs. Indiana (2015)

Saquon Barkley

2016: 18 (14 rushing, 4 receiving, 3 TD)
Career: 33 (27 rushing, 7 receiving, 4 TD)

2016 Long:
 Rushing: 81 yds at Purdue
 Reception: 40 yds from McSorley at Pitt

Career Long:
 Rushing: 81 yds at Purdue
 Reception: 40 yds from McSorley at Pitt

Brandon Bell

2016: -- (--)
Career: 1 (1 INT)

2016 Long:
 None

Career Long:
 Interception: 25 yds vs. Michigan (2015)

Irvin Charles

2016: 2 (2 receiving, 1 TD)
Career: 2 (2 receiving, 1 TD)

2016 Long:
 Reception: 80 yds from McSorley vs. Minnesota

Career Long:
 Reception: 80 yds from McSorley vs. Minnesota

Saeed Blacknall

2016: 3 (3 receiving)
Career: 9 (9 receiving, 2 TD)

2016 Long:
 Reception: 42 yds from McSorley at Purdue

Career Long:
 Reception: 59 yds from Hackenberg at Michigan St. (2015)

Mike Gesicki

2016: 6 (6 receiving)
Career: 9 (9 receiving, 2 TD)

2016 Long:
 Reception: 53 yds from McSorley vs. Minnesota

Career Long:
 Reception: 53 yds from McSorley vs. Minnesota

Chris Godwin

2016: 8 (8 receiving, 3 TD)
Career: 25 (25 receiving, 5 TD)

2016 Long:
 Reception: 53 yds from McSorley vs. Minnesota

Career Long:
 Reception: 72 yds from Hackenberg vs. Boston College, TD (2014)

Amani Oruwariye

2016: 1 (1 INT)
Career: 1 (1 INT, 1 TD)

2016 Long:
 INT: 30 yds vs. Kent State, TD

Career Long:
 INT: 30 yds vs. Kent State, TD

Grant Haley

2016: 1 (1 FGR, 1 TD)
Career: 21 (1 INT, 19 KR, 1 FGR, 2 TD)

2016 Long:
 FGR: 60 yds vs. Ohio State, TD

Career Long:
 INT: 30 yds vs. Temple, TD (2014)
 KR: 44 yds vs. UCF (2014)

DaeSean Hamilton

2016: 4 (4 receiving)
Career: 19 (19 Receiving, 3 TD)

2016 Long:
 Reception: 45 yds from McSorley vs. Temple

Career Long:
 Reception: 51 yds from Hackenberg vs. N'western (2014)

Juwan Johnson

2016: 1 (1 receiving)
Career: 1 (1 receiving)

2016 Long:
 Reception: 27 yds from McSorley at Pitt

Career Long:
 Reception: 27 yds from McSorley at Pitt

Trace McSorley

2016: 31 (29 passing, 2 rushing)
Career: 31 (29 passing, 2 rushing)

2016 Long:
 Pass: 80 yds vs. Minnesota
 Rushing: 26 yds vs. Minnesota

Career Long:
 Pass: 80 yds vs. Minnesota
 Rushing: 26 yds vs. Minnesota

Brandon Polk

2016: 1 (1 KR)
Career: 11 (1 Receiving, 4 Rushing, 6 KR, 1 TD)

2016 Long:
 Reception: --
 Rushing: --
 KR: 35 yds vs. Temple

Career Long:
 Reception: 39 yd pass from Hackenberg vs. Indiana, TD (2015)
 Rushing: 33 yds at Temple (2015)
 KR: 35 yds vs. Temple

John Reid

2016: 3 (3 PR)
Career: 4 (1 INT, 3 PR)

2016 Long:
 PR: 59 yds at Pitt

Career Long:
 INT: 44 yds vs. Rutgers (2015)
 PR: 59 yds at Pitt

Miles Sanders

2016: 10 (8 KR, 1 rushing, 1 receiving, 2 TD)
Career: 10 (8 KR, 1 rushing, 1 receiving, 2 TD)

2016 Long:
 KR: 33 yds at Pitt
 Rushing: 25 yards vs. Maryland, TD
 Reception: 21 yds from McSorley at Purdue, TD

Career Long:
 KR: 33 yds at Pitt
 Rushing: 25 yards vs. Maryland, TD
 Reception: 21 yds from McSorley at Purdue, TD

Nick Scott

2016: 2 (2 KR)
Career: 13 (1 passing, 1 receiving, 1 rushing, 10 KR)

2016 Long:
 KR: 30 yds vs. Kent State

Career Long:
 Passing: 32 yds to Godwin vs. San Diego State (2015)
 Reception: 22 yds from Hackenberg vs. Army (2015)
 Rushing: 35 yds vs. Indiana (2015)
 KR: 58 yds vs. Buffalo (2015)

Garrett Sickels

2016: -- (--)
Career: 1 (1 FR)

2016 Long:
 None

Career Long:
 FR: 36 yds vs. Maryland

Brandon Smith

2016: 1 (1 INT)
Career: 1 (1 INT)

2016 Long:
 INT: 22 yds at Purdue

Career Long:
 INT: 22 yds at Purdue

Tommy Stevens

2016: 1 (1 passing)
Career: 1 (1 passing)

2016 Long:
 Pass: 26 yds at Purdue

Career Long:
 Pass: 26 yds at Purdue

DeAndre Thompkins

2016: 5 (4 receiving)
Career: 8 (6 receiving, 2 PR)

2016 Long:
 Reception: 70 yds from McSorley vs. Maryland

Career Long:
 Reception: 70 yds from McSorley vs. Maryland
 PR: 58 yds vs. Buffalo (2015)

Von Walker

2016: None
Career: 5 (4 KR, 1 PR)

2016 Long:
 None

Career Long:
 KR: 35 yds vs. Akron (2014)
 PR: 22 yds vs. Eastern Michigan (2013)



SEASON SUPERLATIVES

PENN STATE INDIVIDUAL

Rushes	31, Barkley, Saquon vs. Maryland (10/8)
Yards Rushing	207, Barkley, Saquon at Purdue (10/29)
TD Rushes	4, Barkley, Saquon at Pitt (9/10)
Long Rush	81, Barkley, Saquon at Purdue (10/29)
Pass Attempts	41, McSorley, Trace vs. Minnesota (10/1)
Pass Completions	24, McSorley, Trace at Pitt (9/10)
Yards Passing	335, McSorley, Trace vs. Minnesota (10/1)
TD Passes	3, McSorley, Trace at Purdue (10/29)
Long Pass	80, McSorley, Trace vs. Minnesota (10/1)
Receptions	8, Hamilton, DaeSean at Pitt (9/10)
Yards Receiving	117, Godwin, Chris vs. Temple (9/17)
TD Receptions	2, Godwin, Chris at Purdue (10/29)
Long Reception	80, Charles, Irvin vs. Minnesota (10/1)
Field Goals	3, Davis, Tyler vs. Minnesota (10/1)
Long Field Goal	40, Two Times Last: Davis, Tyler vs. Minnesota (10/1)
Punts	7, Gillikin, Blake vs. Ohio State (10/22)
Punting Avg	47.0, Gillikin, Blake vs. Kent State (9/3)
Long Punt	69, Gillikin, Blake at Pitt (9/10)
Punts Inside 20	3, Two Times Last: Gillikin, Blake vs. Ohio State (10/22)
Long Punt Return	59, Reid, John at Pitt (9/10)
Long Kickoff Return	35, Polk, Brandon vs. Temple (9/17)
Tackles	22, Allen, Marcus vs. Minnesota (10/1)
Sacks	2.5, Sickels, Garrett vs. Ohio State (10/22)
Tackles For Loss	3.5, Sickels, Garrett vs. Ohio State (10/22)
Interceptions	1, 7 Times Last: Smith, Brandon at Purdue (10/29)

PENN STATE TEAM

PENN STATE TEAM

	Highs	Lows
Rushes	62, vs. Maryland; 10/8	28, Two Times Last: vs. Minnesota; 10/1
Yards Rushing	372, vs. Maryland; 10/8	70, at Michigan; 9/24
Yards Per Rush	6.8, at Purdue; 10/29	2.4, at Pitt; 9/10
TD Rushes	5, at Purdue; 10/29	0, at Michigan; 9/24
Pass attempts	41, vs. Minnesota; 10/1	23, Two Times Last: at Purdue; 10/29
Pass completions	24, at Pitt; 9/10	8, vs. Ohio State; 10/22
Yards Passing	335, vs. Minnesota; 10/1	121, at Michigan; 9/24
Yards Per Pass	13.1, vs. Kent State; 9/3	4.5, at Michigan; 9/24
TD Passes	3, at Purdue; 10/29	1, Five Times Last: vs. Ohio State; 10/22
Total Plays	81, vs. Maryland; 10/8	55, at Michigan; 9/24
Total Offense	524, vs. Maryland; 10/8	191, at Michigan; 9/24
Yards Per Play	6.8, vs. Minnesota; 10/1	3.6, at Michigan; 9/24
Points	62, at Purdue; 10/29	10, at Michigan; 9/24
Sacks By	7, vs. Kent State; 9/3	0, Two Times Last: at Michigan; 9/24
First Downs	28, vs. Maryland; 10/8	12, at Michigan; 9/24
Penalties	11, at Purdue; 10/29	1, vs. Ohio State; 10/22
Penalty Yards	91, at Purdue; 10/29	5, vs. Ohio State; 10/22
Turnovers	4, at Pitt; 9/10	0, 2x last: at Purdue; 10/29
Interceptions By	2, Two Times Last: at Purdue; 10/29	1, Four Times Last: vs. Maryland; 10/8
Punts	7, vs. Ohio State; 10/22	3, 2x last: at Purdue; 10/29
Punting Avg	47.0, vs. Kent State; 9/3	29.5, vs. Maryland; 10/8
Long Punt	69, at Pitt; 9/10	41, vs. Temple; 9/17
Punts Inside 20	3, Two Times Last: vs. Ohio State; 10/22	0, at Purdue; 10/29
Long Punt Return	59, at Pitt; 9/10	0, at Purdue; 10/29

OPPONENT INDIVIDUAL

Rushes	23, Smith, Rodney; Minnesota (10/1)
Yards Rushing	117, Conner, James; Pitt (9/10)
TD Rushes	2, Three Times Last: Higdon, Karan; Michigan (9/24)
Long Rush	74, Samuel, Curtis; Ohio State (10/22)
Pass Attempts	50, Blough, David; Purdue (10/29)
Pass Completions	34, Blough, David; Purdue (10/29)
Yards Passing	286, Walker, Phillip; Temple (9/17)
TD Passes	3, Peterman, Nathan; Pitt (9/10)
Long Pass	67, Walker, Phillip; Temple (9/17)
Receptions	8, Three Times Last: Posey, Cameron; Purdue (10/29)
Yards Receiving	101, Smith, Brian; Minnesota (10/1)
TD Receptions	1, Eight Times Last: Posey, Cameron and Yancey, DeAngelo; Purdue (10/29)
Long Reception	67, Deloatch, Romond; Temple (9/17)
Field Goals	4, Carpenter, Emmitt; Minnesota (10/1)
Long Field Goal	46, Carpenter, Emmitt; Minnesota (10/1)
Punts	7, Two Times Last: Johnson, C.; Ohio State (10/22)
Punting Avg	46.8, Schopper, Joe; Purdue (10/29)
Long Punt	56.0, Schopper, Joe; Purdue (10/29)
Punts Inside 20	3, Two Times Last: Johnson, C.; Ohio State (10/22)
Long Punt Return	53, Peppers, Jabrill; Michigan (9/24)
Long Kickoff Return	84, Henderson, Quadree; Pitt (9/10)
Tackles	17, Holley, Nate; Kent State (9/3)
Sacks	1.5, Two Times Last: Aniebonam, Jesse; Maryland (10/8)
Tackles For Loss	3.0, 2 Times, Last: Hurst, Maurice; Michigan (9/24)
Interceptions	1, 6 Times, Last: Blough, D. & Sindelar E.; Purdue (10/29)

OPPONENT TEAM

OPPONENT TEAM

	Highs	Lows
Rushes	56, Pitt; 9/10	26, Purdue; 10/29
Yards Rushing	341, Pitt; 9/10	38, Temple; 9/17
Yards Per Rush	6.7, Michigan; 9/24	1.4, Temple; 9/17
TD Rushes	6, Michigan; 9/24	0, Kent State; 9/3
Pass attempts	50, Purdue; 10/29	15, Pitt; 9/10
Pass completions	34, Purdue; 10/29	10, Maryland; 10/8
Yards Passing	286, Temple; 9/17	91, Pitt; 9/10
Yards Per Pass	9.2, Kent State; 9/3	5.6, Purdue; 10/29
TD Passes	3, Pitt; 9/10	0, Two Times Last: Temple; 9/17
Total Plays	89, Minnesota; 10/1	54, Maryland; 10/8
Total Offense	515, Michigan; 9/24	270, Maryland; 10/8
Yards Per Play	6.1, Two Times Last: Michigan; 9/24	4.0, Kent State; 9/3
Points	49, Michigan; 9/24	13, Kent State; 9/3
Sacks By	6, Michigan; 9/24	0, Temple; 9/17
First Downs	31, Minnesota; 10/1	11, Maryland; 10/8
Penalties	13, Temple; 9/17	5, Maryland; 10/8
Penalty Yards	118, Temple; 9/17	45, Ohio State; 10/22
Turnovers	4, Purdue; 10/29	0, Ohio State; 10/22
Interceptions By	1, Two Times Last: Temple; 9/17	0, Four Times Last: Purdue; 10/29
Punts	8, Ohio State; 10/22	1, Michigan; 9/24
Punting Avg	46.8, Purdue; 10/29	37.5, Temple; 9/17
Long Punt	56, Purdue; 10/29	43, Temple; 9/17
Punts Inside 20	3, Two Times Last: Ohio State; 10/22	0, Three Times Last: Maryland; 10/8
Long Punt Return	53, Michigan; 9/24	0, Three Times Last: Ohio State; 10/22



PARTICIPATION CHART

	GP/GS	KSU	at PITT	TEM	at MICH	MINN	UMD	OSU	at PUR	IOWA	at IND	at RU	MSU
Allen, Marcus	8/8	START	START	START	START	START	START	START	START				
Allen, Mark	7/-	XXX	XXX	XXX	XXX	XXX	XXX	...	XXX				
Apke, Troy	8/1	XXX	XXX	XXX	XXX	START	XXX	XXX	XXX				
Barkley, Saquon	8/8	START	START	START	START	START	START	START	START				
Bates, Ryan	8/8	START	START	START	START	START	START	START	START				
Bell, Brandon	4/4	START	START	START	START				
Bentley, Gordon	4/-	XXX	XXX	XXX	...				XXX
Blacknall, S.	4/2	START	XXX	XXX	START				
Bowen, Manny	8/7	XXX	START	START	START	START	START	START	START				
Brown, Cam	7/2	...	XXX	XXX	XXX	START	START	XXX	XXX				XXX
Brown, Torrence	8/4	XXX	XXX	START	START	XXX	XXX	START	START				
Buchholz, Ryan	8/-	XXX	XXX	XXX	XXX	XXX	XXX	XXX	XXX				
Cabinda, Jason	3/3	START	START	START				
Campbell, C.	7/3	XXX	XXX	START	START	START	...	XXX	XXX				
Castagna, Colin	3/-	XXX	...	XXX	...	XXX				
Charles, Irvin	8/-	XXX	XXX	XXX	XXX	XXX	XXX	XXX	XXX				
Chavis, Tyrell	8/-	XXX	XXX	XXX	XXX	XXX	XXX	XXX	XXX				
Cooper, Jake	6/2	XXX	XXX	START	START	XXX	XXX				
Cothran, Curtis	4/2	XXX	XXX	START	START				
Cothren, Parker	7/7	START	START	START	START	START	START	START	START				...
Davis, Desi	1/-	XXX
Davis, Tyler	8/-	XXX	XXX	XXX	XXX	XXX	XXX	XXX	XXX				
Dowrey, Derek	8/4	START	START	START	START	XXX	XXX	XXX	XXX				
Farmer, Koa	8/1	XXX	XXX	XXX	XXX	XXX	START	XXX	XXX				
Fessler, Billy	1/-				XXX
Gaia, Brian	8/8	START	START	START	START	START	START	START	START				
Garrity, Gregg	3/-	XXX	XXX	XXX				
Gesicki, Mike	8/8	START	START	START	START	START	START	START	START				
Gillikin, Blake	8/-	XXX	XXX	XXX	XXX	XXX	XXX	XXX	XXX				
Givens, Kevin	8/6	START	START	START	START	START	START	XXX	XXX				
Godwin, Chris	8/8	START	START	START	START	START	START	START	START				
Golden, Malik	7/7	START	START	START	START	...	START	START	START				
Gonzalez, S.	5/-	XXX	XXX	XXX	XXX	XXX				
Gulla, Chris	8/-	XXX	XXX	XXX	XXX	XXX	XXX	XXX	XXX				
Haley, Grant	6/5	START	START	XXX	START	START	START				
Hamilton, D.	8/7	START	START	START	START	START	START	START	START				XXX
Holland, J.	7/-	XXX	XXX	XXX	XXX	XXX	XXX	...	XXX				
Jenkins, S.	7/-	XXX	XXX	XXX	XXX	XXX	XXX	XXX	XXX				...
Johnson, Jan	1/-	XXX	INJ	INJ	INJ	INJ				INJ
Johnson, Juwan	8/1	XXX	XXX	XXX	XXX	XXX	XXX	XXX	XXX				START
Julius, Joey	8/-	XXX	XXX	XXX	XXX	XXX	XXX	XXX	XXX				
Laurent, Wendy	7/-	XXX	XXX	XXX	XXX	XXX	XXX	...	XXX				
Mahon, Brendan	8/8	START	START	START	START	START	START	START	START				
McGovern, C.	8/4	XXX	XXX	XXX	XXX	START	START	START	START				
McPhearson, J.	2/-	XXX	...	XXX				
McSorley, Trace	8/8	START	START	START	START	START	START	START	START				
Miller, Jarvis	8/-	XXX	XXX	XXX	XXX	XXX	XXX	XXX	XXX				
Miller, Shareef	8/-	XXX	XXX	XXX	XXX	XXX	XXX	XXX	XXX				
Monk, Ryan	3/-	XXX	XXX	XXX				
Monroe, Ayrton	4/-	XXX	XXX	XXX	XXX				
Nelson, Andrew	6/6	START	START	START	START	START	START	INJ	INJ				INJ
Oruwaraye, A.	5/-	XXX	XXX	XXX	XXX	XXX				
Palmer, Paris	7/2	XXX	...	XXX	XXX	XXX	XXX	START	START				
Pancoast, Tom	8/-	XXX	XXX	XXX	XXX	XXX	XXX	XXX	XXX				
Pasquariello, D	1/-	XXX
Polk, Brandon	3/-	XXX	XXX	XXX
Reid, John	8/8	START	START	START	START	START	START	START	START				
Robinson, Andre	6/-	XXX	XXX	XXX	XXX	XXX	XXX				
Sanders, Miles	7/-	XXX	XXX	XXX	XXX	...	XXX	XXX	XXX				
Schwan, Evan	7/6	START	START	...	XXX	START	START	START	START				
Scott, Nick	7/-	XXX	XXX	XXX	XXX	XXX	XXX	XXX	XXX				...
Sickels, G.	8/6	START	START	START	START	START	START	XXX	XXX				
Simpson, Zach	6/-	XXX	XXX	XXX	XXX	XXX	XXX				
Smith, Brandon	8/2	XXX	XXX	XXX	START	START	XXX	XXX	XXX				
Smith, Jordan	7/-	XXX	...	XXX	XXX	XXX	XXX	XXX	XXX				
Stevens, Tommy	3/-	XXX	XXX	...	XXX				
Taylor, Garrett	8/-	XXX	XXX	XXX	XXX	XXX	XXX	XXX	XXX				
Thomas, J.	3/-	XXX	...	XXX	...	XXX	XXX				
Thompkins, D.	7/6	XXX	START	START	START	START	START	START	START				...
Walker, Von	8/-	XXX	XXX	XXX	XXX	XXX	XXX	XXX	XXX				
Wartman-White,N	3/3	START	START	START	INJ	INJ	INJ	INJ	INJ				INJ
White, Antoine	8/-	XXX	XXX	XXX	XXX	XXX	XXX	XXX	XXX				
Windsor, Robert	8/1	XXX	XXX	XXX	XXX	XXX	XXX	XXX	START				
Wright, Chasz	8/-	XXX	XXX	XXX	XXX	XXX	XXX	XXX	XXX				
Yazujian, Tyler	8/-	XXX	XXX	XXX	XXX	XXX	XXX	XXX	XXX				

KEY: ST - Start|P - Participated |(-) - Non-Participant|INJ - Injured

OVERALL TEAM STATISTICS

Team Statistics	PSU	OPP
SCORING	269	216
Points Per Game	33.6	27.0
Points Off Turnovers	48	45
FIRST DOWNS	156	154
Rushing	71	71
Passing	64	69
Penalty	21	14
RUSHING YARDAGE	1292	1467
Yards gained rushing	1625	1749
Yards lost rushing	333	282
Rushing Attempts	299	326
Average Per Rush	4.3	4.5
Average Per Game	161.5	183.4
TDs Rushing	19	16
PASSING YARDAGE	1844	1576
Comp-Att-Int	124-226-3	169-267-8
Average Per Pass	8.2	5.9
Average Per Catch	14.9	9.3
Average Per Game	230.5	197.0
TDs Passing	12	9
TOTAL OFFENSE	3136	3043
Total Plays	525	593
Average Per Play	6.0	5.1
Average Per Game	392.0	380.4
KICK RETURNS: #-Yards	28-540	25-460
PUNT RETURNS: #-Yards	22-114	14-113
INT RETURNS: #-Yards	8-92	3-39
KICK RETURN AVERAGE	19.3	18.4
PUNT RETURN AVERAGE	5.2	8.1
INT RETURN AVERAGE	11.5	13.0
FUMBLES-LOST	18-9	11-5
PENALTIES-Yards	42-376	65-582
Average Per Game	47.0	72.8
PUNTS-Yards	42-1690	44-1798
Average Per Punt	40.2	40.9
Net punt average	35.6	36.9
KICKOFFS-Yards	54-3348	44-2539
Average Per Kick	62.0	57.7
Net kick average	41.0	38.6
TIME OF POSSESSION/Game	26:19	33:41
3RD-DOWN Conversions	24/95	51/131
3rd-Down Pct	25%	39%
4TH-DOWN Conversions	8/12	7/14
4th-Down Pct	67%	50%
SACKS BY-Yards	23-152	16-112
MISC YARDS	72	-2
TOUCHDOWNS SCORED	33	26
FIELD GOALS-ATTEMPTS	13-14	11-15
ON-SIDE KICKS	0-0	0-0
RED-ZONE SCORES	(32-37) 86%	(27-30) 90%
RED-ZONE TOUCHDOWNS	(20-37) 54%	(19-30) 63%
PAT-ATTEMPTS	(30-30) 100%	(25-26) 96%
ATTENDANCE	498188	213459
Games/Avg Per Game	5/99638	3/71153
Neutral Site Games		0/0

Score by Quarters	1st	2nd	3rd	4th	OT	Total
Penn State	41	61	71	90	6	269
Opponents	55	80	37	41	3	216

OVERALL INDIVIDUAL STATISTICS

Rushing	gp-gs	att	gain	loss	net	avg	td	lg	avg/g
Barkley, Saquon	8-8	147	965	77	888	6.0	10	81	111.0
McSorley, Trace	8-8	91	396	145	251	2.8	4	26	31.4
Stevens, Tommy	3-0	9	67	0	67	7.4	0	18	22.3
Sanders, Miles	7-0	10	77	15	62	6.2	1	25	8.9
Robinson, Andre	6-0	11	54	2	52	4.7	3	19	8.7
Allen, Mark	7-0	16	53	2	51	3.2	1	17	7.3
Godwin, Chris	8-8	1	13	0	13	13.0	0	13	1.6
Hamilton, DaeSean	8-7	1	0	12	-12	-12.0	0	0	-1.5
TEAM	6-0	13	0	80	-80	-6.2	0	0	-13.3
Total	8	299	1625	333	1292	4.3	19	81	161.5
Opponents	8	326	1749	282	1467	4.5	16	74	183.4

Passing	gp-gs	effic	comp-att-int	pct	yds	td	lg	avg/g
McSorley, Trace	8-8	138.70	123-223-3	55.2	1818	12	80	227.2
Stevens, Tommy	3-0	159.20	1-2-0	50.0	26	0	26	8.7
TEAM	6-0	0.00	0-1-0	0.0	0	0	0	0.0
Total	8	138.27	124-226-3	54.9	1844	12	80	230.5
Opponents	8	118.01	169-267-8	63.3	1576	9	67	197.0

Receiving	gp-gs	no.	yds	avg	td	lg	avg/g
Godwin, Chris	8-8	30	422	14.1	5	52	52.8
Gesicki, Mike	8-8	28	346	12.4	2	53	43.2
Hamilton, DaeSean	8-7	20	252	12.6	1	45	31.5
Thompkins, DeAndre	7-6	18	328	18.2	1	70	46.9
Barkley, Saquon	8-8	14	213	15.2	1	40	26.6
Blacknall, Saeed	4-2	4	101	25.2	0	42	25.2
Charles, Irvin	8-0	2	106	53.0	1	80	13.2
Sanders, Miles	7-0	2	24	12.0	1	21	3.4
Polk, Brandon	3-0	2	18	9.0	0	14	6.0
Allen, Mark	7-0	2	5	2.5	0	4	0.7
Johnson, Juwan	8-1	1	27	27.0	0	27	3.4
Robinson, Andre	6-0	1	2	2.0	0	2	0.3
Total	8	124	1844	14.9	12	80	230.5
Opponents	8	169	1576	9.3	9	67	197.0

Punt Returns	no.	yds	avg	td	lg
Reid, John	18	129	7.2	0	59
Garrity, Gregg	2	11	5.5	0	7
Brown, Cam	1	0	0.0	0	0
Oruwariye, Amani	1	-26	-26.0	0	0
Total	22	114	5.2	0	59
Opponents	14	113	8.1	0	53

Interceptions	no.	yds	avg	td	lg
Smith, Brandon	2	22	11.0	0	22
Oruwariye, Amani	1	30	30.0	1	30
Campbell, Christian	1	18	18.0	0	18
Bell, Brandon	1	0	0.0	0	0
Smith, Jordan	1	0	0.0	0	0
Golden, Malik	1	8	8.0	0	8
Reid, John	1	14	14.0	0	14
Total	8	92	11.5	1	30
Opponents	3	39	13.0	0	22

Kick Returns	no.	yds	avg	td	lg
Sanders, Miles	17	347	20.4	0	33
Scott, Nick	6	138	23.0	0	30
Hamilton, DaeSean	1	0	0.0	0	0
Polk, Brandon	1	35	35.0	0	35
Barkley, Saquon	1	17	17.0	0	17
Buchholz, Ryan	1	0	0.0	0	0
Farmer, Koa	1	3	3.0	0	0
Total	28	540	19.3	0	35
Opponents	25	460	18.4	0	84

Fumble Returns	no.	yds	avg	td	lg
Reid, John	1	4	4.0	0	4
Allen, Marcus	1	6	6.0	0	6
Haley, Grant	0	0	0.0	1	0
Total	2	10	5.0	1	6
Opponents	3	38	12.7	1	20

OVERALL INDIVIDUAL STATISTICS

Scoring	td	fg	PAT				dxp	saf	pts
			kick	rush	rcv	pass			
Davis, Tyler	-	13-14	30-30	-	-	-	-	-	69
Barkley, Saquon	11	-	-	-	-	-	-	-	66
Godwin, Chris	5	-	-	-	-	-	-	-	30
McSorley, Trace	4	-	-	0-1	-	1-1	-	-	24
Robinson, Andre	3	-	-	-	-	-	-	-	18
Gesicki, Mike	2	-	-	-	-	-	-	-	12
Sanders, Miles	2	-	-	-	-	-	-	-	12
Hamilton, DaeSean	1	-	-	-	1	-	-	-	8
Charles, Irvin	1	-	-	-	-	-	-	-	6
Haley, Grant	1	-	-	-	-	-	-	-	6
Oruwariye, Amani	1	-	-	-	-	-	-	-	6
Thompkins, DeAndre	1	-	-	-	-	-	-	-	6
Allen, Mark	1	-	-	-	-	-	-	-	6
Total	33	13-14	30-30	0-1	1	1-1	-	-	269
Opponents	26	11-15	25-26	-	-	-	-	1	216

Total Offense	g	plays	rush	pass	total	avg/g
McSorley, Trace	8	314	251	1818	2069	258.6
Barkley, Saquon	8	147	888	0	888	111.0
Stevens, Tommy	3	11	67	26	93	31.0
Sanders, Miles	7	10	62	0	62	8.9
Robinson, Andre	6	11	52	0	52	8.7
Allen, Mark	7	16	51	0	51	7.3
Godwin, Chris	8	1	13	0	13	1.6
Hamilton, DaeSean	8	1	-12	0	-12	-1.5
TEAM	6	14	-80	0	-80	-13.3
Total	8	525	1292	1844	3136	392.0
Opponents	8	593	1467	1576	3043	380.4

Field Goals	fg	pct.	01-19	20-29	30-39	40-49	50-99	lg	blk
Davis, Tyler	13-14	92.9	1-1	5-5	5-6	2-2	0-0	40	1

FG Sequence	Penn State	Opponents
Kent State	(29),(28)	(26),(43),54
Pitt	(38)	50
Temple	(40),(30)	(45),(34)
Michigan	(21)	-
Minnesota	(19),(27),(40)	(37),(35),(37),(46)
Maryland	(30)	-
Ohio State	39,(34)	(33),(30),45
Purdue	(33),(29)	(42),39

Punting	no.	yds	avg	lg	tb	fc	i20	50+	blk
Gillikin, Blake	39	1615	41.4	69	4	10	14	6	0
Pasquariello, Daniel	2	75	37.5	38	0	1	2	0	0
TEAM	1	0	0.0	0	0	0	0	0	1
Total	42	1690	40.2	69	4	11	16	6	1
Opponents	44	1798	40.9	56	3	14	8	5	1

Kickoffs	no.	yds	avg	tb	ob	retn	net	ydln
Julius, Joey	54	3348	62.0	27	2			
Total	54	3348	62.0	27	2	18.4	41.0	24
Opponents	44	2539	57.7	12	3	19.3	38.6	26

Numbers in (parentheses) indicate field goal was made.

All Purpose	g	rush	rcv	pr	kr	ir	total	avg/g
Barkley, Saquon	8	888	213	0	17	0	1118	139.8
Godwin, Chris	8	13	422	0	0	0	435	54.4
Sanders, Miles	7	62	24	0	347	0	433	61.9
Gesicki, Mike	8	0	346	0	0	0	346	43.2
Thompkins, DeA	7	0	328	0	0	0	328	46.9
McSorley, Trace	8	251	0	0	0	0	251	31.4
Hamilton, DaeS	8	-12	252	0	0	0	240	30.0
Reid, John	8	0	0	129	0	14	143	17.9
Scott, Nick	7	0	0	0	138	0	138	19.7
Charles, Irvin	8	0	106	0	0	0	106	13.2
Blacknall, Saeed	4	0	101	0	0	0	101	25.2
Stevens, Tommy	3	67	0	0	0	0	67	22.3
Allen, Mark	7	51	5	0	0	0	56	8.0
Robinson, Andre	6	52	2	0	0	0	54	9.0
Polk, Brandon	3	0	18	0	35	0	53	17.7
Johnson, Juwan	8	0	27	0	0	0	27	3.4
Smith, Brandon	8	0	0	0	0	22	22	2.8
Campbell, Christ	7	0	0	0	0	18	18	2.6
Garrity, Gregg	3	0	0	11	0	0	11	3.7
Golden, Malik	7	0	0	0	0	8	8	1.1
Oruwariye, Ama	5	0	0	-26	0	30	4	0.8
Farmer, Koa	8	0	0	0	3	0	3	0.4
TEAM	6	-80	0	0	0	0	-80	-13.3
Total	8	1292	1844	114	540	92	3882	485.2
Opponents	8	1467	1576	113	460	39	3655	456.9



OVERALL DEFENSIVE STATISTICS

##	Defensive Leaders	gp-gs	Tackles				tfl/yds	Sacks no-yds	Pass defense			Fumbles		blkd	
			ua	a	tot				int-yds	brup	qbh	rcv-yds	ff	kick	saf
2	Allen, Marcus	8-8	37	32	69	4.0-10	.	.	2	.	1-6	1	1	.	
6	Golden, Malik	7-7	28	21	49	3.5-5	.	1-8	3	
43	Bowen, Manny	8-7	25	21	46	6.0-19	1.0-7	.	2	3	
11	Bell, Brandon	4-4	18	22	40	2.0-3	1.0-2	1-0	1	
47	Smith, Brandon	8-2	13	26	39	3.0-5	.	2-22	2	
40	Cabinda, Jason	3-3	14	19	33	2.0-15	1.0-13	.	1	
90	Sickels, Garrett	8-6	14	14	28	8.0-40	5.0-32	.	.	1	
29	Reid, John	8-8	14	12	26	2.0-10	0.5-3	1-14	6	.	1-4	.	.	.	
19	Brown, Torrence	8-4	12	12	24	4.5-15	0.5-4	.	.	.	1-0	2	.	.	
31	Brown, Cam	7-2	11	12	23	1.0-1	1	.	
7	Farmer, Koa	8-1	8	9	17	2.0-7	1.0-5	.	1	1	.	1	.	.	
48	Miller, Shareef	8-0	10	7	17	5.5-27	2.0-18	
54	Windsor, Robert	8-1	7	10	17	1.5-6	1.0-6	.	.	1	
41	Cothren, Parker	7-7	3	13	16	4.0-11	1.0-4	
94	Schwan, Evan	7-6	9	7	16	4.0-24	3.0-21	
28	Apke, Troy	8-1	6	9	15	
15	Haley, Grant	6-5	5	10	15	
1	Campbell, Christian	7-3	8	7	15	1.0-4	.	1-18	2	
93	White, Antoine	8-0	6	9	15	1.5-10	1.5-10	.	.	1	
33	Cooper, Jake	6-2	4	11	15	1	
30	Givens, Kevin	8-6	5	9	14	3.5-13	2.0-10	.	.	.	1-0	.	.	.	
5W	Wartman-White, Nyeem	3-3	8	6	14	3.5-8	0.5-4	.	2	
97	Buchholz, Ryan	8-0	6	6	12	2.5-14	2.0-13	.	.	1	
21	Oruwayiye, Amani	5-0	5	4	9	.	.	1-30	
56	Chavis, Tyrell	8-0	1	7	8	1.0-2	
23	Monroe, Ayrton	4-0	2	5	7	
1S	Smith, Jordan	7-0	2	5	7	1.0-5	.	1-0	3	.	1-0	.	.	.	
25	Walker, Von	8-0	5	.	5	
4	Scott, Nick	7-0	1	4	5	
84	Johnson, Juwan	8-1	2	2	4	
52	Cothran, Curtis	4-2	.	3	3	
9J	Julius, Joey	8-0	2	1	3	
17	Taylor, Garrett	8-0	1	1	2	
3	Thompkins, DeAndre	7-6	2	.	2	
36	Johnson, Jan	1-0	1	1	2	
9M	Miller, Jarvis	8-0	1	1	2	
1C	Charles, Irvin	8-0	2	.	2	
46	Castagna, Colin	3-0	1	.	1	1.0-2	
5	Hamilton, DaeSean	8-7	1	.	1	
53	Dowrey, Derek	8-4	.	1	1	
5B	Bates, Ryan	8-8	1	.	1	
39	McPhearson, Josh	2-0	.	1	1	
Total		8	301	340	641	68-256	23-152	8-92	25	9	5-10	4	2	.	
Opponents		8	281	226	507	54-247	16-112	3-39	25	8	9-38	9	2	1	