

# University of Michigan Basketball

# WOLVERINES

FIRST ROUND  
**32**

NCAA CHAMPIONS 1989 | BIG TEN TITLES 1921, '26, '27, '29, '48, '64, '65, '66, '74, '77, '85, '86, 2012, '14, '21 | BIG TEN TOURNAMENT 1998, 2017, '18

2023-24: Season			
Overall	8-23	Big Ten	3-17
Home	5-10	Home	2-8
Away	2-10	Away	1-9
Neutral	1-3	Neutral	0-0
in OT	0-2	in OT	0-0
vs. ranked	1-4	vs. ranked	1-4

2023-24: Polls	
Associated Press	not ranked
Coaches Poll	not ranked

2023-24: Team Ratings			
NCAA Net	132nd		
	Quad 1	3-12	
	Quad 2	1-7	
	Quad 3	2-3	
	Quad 4	2-1	
		SOS: 3rd	
KenPom	127th	SOS: 1st	
ESPN BPI	129th	SOS: 1st	
KPI Ranking	126th	SOS: 1st	

2023-24: Regular Season						
Tue., Nov. 7	-/-	UNC ASHEVILLE	W	99-74	1-0	W1
Fri., Nov. 10	-/-	YOUNGSTOWN STATE	W	92-62	2-0	W2
Mon., Nov. 13	rv/rv	at St. John's (1)	W	89-73	3-0	W3
Fri., Nov. 17	rv/rv	LONG BEACH STATE	L	86-94	3-1	L1
Wed., Nov. 22	rv/-	vs. rv/23 Memphis (2)	L	67-71	3-2	L2
Thu., Nov. 23	rv/-	vs. Stanford (2)	W	83-76	4-2	W1
Fri., Nov. 24	rv/-	vs. Texas Tech (2)	L	57-73	4-3	L1
Sat., Dec. 2	-/-	at Oregon	L	83-86 OT	4-4	L2
Tue., Dec. 5	-/-	INDIANA+	L	75-78	4-5 (0-1)	L3
Sun., Dec. 10	-/-	at Iowa+	W	90-80	5-5 (1-1)	W1
Sat., Dec. 16	-/-	EASTERN MICHIGAN	W	83-66	6-5 (1-1)	W2
Tue., Dec. 19	-/-	vs. Florida (3)	L	101-106 2OT	6-6 (1-1)	L1
Fri., Dec. 29	-/-	MCNEESE	L	76-87	6-7 (1-1)	L2
Thu., Jan. 4	-/-	MINNESOTA+	L	71-73	6-8 (1-2)	L3
Sun., Jan. 7	-/-	at Penn State+ (4)	L	73-79	6-9 (1-3)	L4
Thu., Jan. 11	-/-	at Maryland+	L	57-64	6-10 (1-4)	L5
Mon., Jan. 15	-/-	OHIO STATE+	W	73-65	7-10 (2-4)	W1
Thu., Jan. 18	-/-	#14/14 ILLINOIS+	L	73-88	7-11 (2-5)	L1
Tue., Jan. 23	-/-	at #2/2 Purdue+	L	67-99	7-12 (2-6)	L2
Sat., Jan. 27	-/-	IOWA+	L	78-88	7-13 (2-7)	L3
Tue., Jan. 30	-/-	at Michigan State+	L	62-81	7-14 (2-8)	L4
Sat., Feb. 3	-/-	RUTGERS+	L	59-69	7-15 (2-9)	L5
Wed., Feb. 7	-/-	#11/9 Wisconsin+	W	72-68	8-15 (3-9)	W1
Sat., Feb. 10	-/-	at Nebraska+	L	59-79	8-16 (3-10)	L1
Tue., Feb. 13	-/-	at #14/14 Illinois+	L	68-97	8-17 (3-11)	L2
Sat., Feb. 17	-/-	MICHIGAN STATE+	L	63-73	8-18 (3-12)	L3
Thu., Feb. 22	-/-	at Northwestern+	L	62-76	8-19 (3-13)	L4
Sun., Feb. 25	-/-	#3/3 PURDUE+	L	76-84	8-20 (3-14)	L5
Thu., Feb. 29	-/-	at Rutgers+	L	52-82	8-21 (3-15)	L6
Sun., March 3	-/-	at Ohio State+	L	61-84	8-22 (3-16)	L7
Sun., March 10	-/-	NEBRASKA+	L	70-85	8-23 (3-17)	L8

2024 TIAA Big Ten Tournament   Minneapolis, Minn. (Target Center)				
Wed., March 13	-/-	vs. #11 Penn State (G2)	8:00 p.m. CT	Peacock
Thu., March 14	-/-	vs. #6 Indiana (G6)	8:00 p.m. CT	B1G Network
Fri., March 15	-/-	vs. #3 Nebraska (G10)	8:00 p.m. CT	B1G Network
Sat., March 16	-/-	vs. Semifinal (G12)	2:30 p.m. CT	CBS
Sun., March 17	-/-	vs. Championship (G13)	2:30 p.m. CT	CBS

2024 NCAA Tournament   Glendale, Ariz. (State Farm Stadium)		
March 21-22	First Round	CBS   TBS   TNT   truTV
March 23-24	Second Round	CBS   TBS   TNT   truTV
March 28-29	Sweet 16	CBS   TBS
March 30-31	Elite Eight	CBS   TBS
Sat., April 6	Final Four	TBS
Mon., April 8	Championship	TBS

**Legend:** All game times are local to site; + Big Ten game  
 (1) Gavitt Tipoff Games, New York, N.Y. (Madison Square Garden)  
 (2) Battle 4 Atlantis, Paradise Island, Bahamas (Imperial Arena)  
 (3) Jumpman Invitational, Charlotte, N.C. (Spectrum Center)  
 (4) Played in Philadelphia, Pa. (The Palestra)

## Wolverines Set for Postseason Play in Land of 10,000 Lakes

### Game #2 | TIAA Big Ten Tournament

- **Match-up:** #14 seed Michigan vs. #11 seed Penn State
- **Date:** Wednesday, March 13, 2024
- **Tipoff:** 8:00 p.m. CT (25 minutes after Game 1)
- **Location:** Minneapolis, Minnesota
- **Arena:** Target Center (20,000)
- **TV:** Peacock
  - **Talent:** Noah Eagle, Robbie Hummel & Zora Stephenson
- **Satellite Radio:** Compass Media
  - **Talent:** Matt Smith & Gregg Daniels or Mike Wozniak & Doug Gottlieb
  - **Channels:** SiriusXM: 84 | SXM App: 84
- **Radio:** Learfield (Michigan Sports Network)
  - **Talent:** Brian Boesch & Terry Mills
  - **Flagship:** WWJ-Radio (950 AM; Detroit)
  - **Local:** WWWW (102.9 FM; Ann Arbor)
  - **Internet:** mgoblue.com & the varsity network app



### Michigan in the Big Ten Tournament

- U-M has three Big Ten Tournament titles (1998\*, 2017 & 2018)
- U-M is the lowest seed to win the Big Ten Tournament (#8 in 2017).
- U-M won four games in four days, twice, leading to back-to-back titles.
- Iowa is the only other Big Ten team to match U-M with four wins in a single tournament. The Hawkeyes won in 2001 & 2022 titles with 4-0 records
- U-M is the third team to win back-to-back titles (2017 & 2018) -- joining Michigan State (1999 & 2000) and Ohio State (2010 & 2011).
- U-M is one of six teams to win multiple tournament titles.
- U-M has twice earned the No. 1 seed (2014 & 2021)
- U-M holds the record for consecutive tournament wins with 10 (2017-19)

### Michigan vs. Penn State

- **All-Time:** 55 (39-16) -- U-M has lost its last two to Penn State
- **Home:** 26 (23-3) -- U-M has won nine of the last 10 games
- **Road:** 25 (14-11) -- U-M has won three of the last six games
- **Neutral:** 4 (2-2) -- Three of the four games in Big Ten Tournament
- **Earlier this season (Jan. 7, 2024),** Despite a first half dominated by the Wolverines, U-M could not maintain its halftime advantage (37-27) as Penn State rallied to defeat the Maize and Blue, 79-73, at the Palestra in downtown Philadelphia. Terrence Williams II led with a career-best 24 points, while Olivier Nkamhoua added 13 points and nine rebounds. Penn State, who cashed in on 19 U-M turnovers, hit a go-ahead three-pointer to take a 51-49 lead with 11:36 left. The triple was part of a 10-0 run, which eventually helped the Nittany Lions build a seven-point lead. Penn State never looked back going on for the victory.

### Familiar First Round Foe

- All four Big Ten Tournament meetings between Michigan and Penn State have been in the first round. U-M is currently 1-2 against the Nittany Lions.
- **March 9, 2000:** L, 76-66 -- Michigan lost in the first round the first time, falling 76-66 to Penn State at the United Center. Although the Wolverines never led, the tournament match-up was a tightly contested battle throughout the first 38 minutes before closing free throws helped the Nittany Lions get the victory. Pete Vignier led the Wolverines with a double-double (16 points, 11 rebounds), while Gavin Groninger's trio of three-pointers helped him to 13 points.
- **March 8, 2001:** L, 82-80 -- Meeting Penn State for a second straight year in the opening round, Michigan dropped a heartbreaking, last-second battle, 82-80, at the United Center. After a Wolverine turnover with under 10 seconds to play, Penn State air-balled its game-winning shot attempt, however, PSU's Gyasi Cline-Heard gathered in the offensive rebound and layed it as time expired in for the win. Bernard Robinson Jr. led U-M with 23 points, while LaVell Blanchard added a double-double (22 points, 13 boards).
- **March 13, 2013:** W, 83-66 -- Five players scoring in double figures helped U-M past Penn State, 83-66, in the United Center. Trey Burke scored a game-high 21 points, while Tim Hardaway Jr. and Nik Stauskas each had 15 points to pace the Wolverines. Trailing, 14-3, five minutes in the game, the Wolverines used a 32-12 run over the next eight minutes to get back into the game and go into the half up 35-32. With the game tied, 39-39, a Burke triple put the Wolverines up for good as the Maize & Blue went on to shoot 62.5 percent (16-for-25) in the second half to earn the 17-point victory.

# Big Ten Tournament

## Big Ten Tournament | Quick Chart

Year	Seeding	W/L	Finish
1998	#4 seed	3-0*	Final; Champions*
1999	#9 seed	1-1*	Quarterfinal
2000	#8 seed	0-1	First Round
2001	7 seed	0-1	First Round
2002	#10 seed	1-1	Quarterfinal
2003	#3 seed	0-1	Quarterfinal
2004	#5 seed	1-1	Semifinal
2005	#9 seed	0-1	First Round
2006	#7 seed	0-1	First Round
2007	#8 seed	1-1	Quarterfinal
2008	#9 seed	1-1	Quarterfinal
2009	#7 seed	1-1	Quarterfinal
2010	#8 seed	1-1	Quarterfinal
2011	#4 seed	1-1	Semifinal
2012	#2 seed	1-1	Semifinal
2013	#5 seed	1-1	Quarterfinal
2014	#1 seed	2-1	Final; Runner-up
2015	#9 seed	1-1	Quarterfinal
2016	#8 seed	2-1	Semifinal
2017	#8 seed	4-0	Final; Champions
2018	#5 seed	4-0	Final; Champions
2019	#3 seed	2-1	Final; Runner-up
2020	#9 seed	0-0	Canceled (COVID-19)
2021	#1 seed	1-1	Semifinal
2022	#8 seed	0-1	Second Round
2023	#8 seed	0-1	Second Round
2024	#14 seed		

Record by Round	Overall	Sanctioned
All-Time Record	29-22	25-21
First Round	7-4	6-4
Second Round	4-2	4-2
Quarterfinal	10-9	9-8
Semifinal	5-5	4-5
Championship	3-2	2-2

Record by City	Overall	Sanctioned
Chicago, Ill.	9-10	5-98
Indianapolis, Ind.	12-12	12-12
New York, N.Y.	4-0	4-0
Washington, D.C.	4-0	4-0
Minneapolis, Minn.	-	-

Record by Arena	Overall	Sanctioned
Bankers Life Fieldhouse	5-3	5-3
Conseco Fieldhouse	6-7	6-7
Gainbridge Fieldhouse	0-1	0-1
Lucas Oil Stadium	1-1	1-1
Madison Square Garden	4-0	4-0
Target Center	-	-
United Center	9-10	5-9
Verizon Center	4-0	4-0

Record by Seeding	Overall	Sanctioned
vs. No. 1 seed	3-7	3-7
vs. No. 2 seed	1-3	1-2
vs. No. 3 seed	2-2	1-2
vs. No. 4 seed	3-2	3-2
vs. No. 5 seed	3-1	2-1
vs. No. 6 seed	1-1	1-1
vs. No. 7 seed	3-1	2-1
vs. No. 8 seed	4-3	3-3
vs. No. 9 seed	5-1	5-1
vs. No. 10 seed	2-1	2-1
vs. No. 11 seed	0-0	0-0
vs. No. 12 seed	2-0	2-0
vs. No. 13 seed	0-0	0-0
vs. No. 14 seed	0-0	0-0

Record vs. Opponent	Overall	Sanctioned
Illinois	4-2	4-2
Indiana	1-2	1-2
Iowa	7-0	6-0
Maryland	1-0	1-0
Michigan State	1-2	1-2
Minnesota	5-1	4-1
Nebraska	1-0	1-0
Northwestern	2-1	2-1
Ohio State	1-7	1-6
Penn State	1-2	1-2
Purdue	4-1	2-1
Rutgers	0-1	0-1
Wisconsin	1-3	1-3

## Michigan & the Big Ten Tournament

Appearances (26)	1998*	1999*	2000	2001	2002	2003	2004	2005	2006	2007	2008	2009	2010
	2011	2012	2013	2014	2015	2016	2017	2018	2019	2020	2021	2022	2023
Single Bye (14)	1998*	2003	2004	2011	2012	2014	2015	2016	2017	2018	2019	2020	2021
	2022	2023											
Double Bye (2)	2019	2021											
Runner-up (2)	2014	2019											
Championships (3)	1998*	2017	2018										

## Michigan's All-Time Seeding

No. 1 seed (2)	2014	2021					
No. 2 seed (1)	2012						
No. 3 seed (2)	2003	2019					
No. 4 seed (2)	1998*	2011					
No. 5 seed (3)	2004	2013	2018				
No. 6 seed	-						
No. 7 seed (2)	2006	2009					
No. 8 seed (7)	2000	2007	2010	2016	2017	2022	2023
No. 9 seed (4)	2005	2008	2015	2020			
No. 10 seed (3)	1999*	2001	2002				
No. 11 seed	-						
No. 12 seed	-						
No. 13 seed	-						
No. 14 seed	2024						

## Did You Know?

- Michigan has three Big Ten Tournament titles (1998\*, 2017 & 2018), however, the 1998 title was later vacated due to NCAA sanctions. The Wolverines are one of six teams to win three\* or more conference tournament titles.
- U-M (2017 & 2018) is the third team to win back-to-back titles -- joining MSU (1999 & 2000) and OSU (2010 & 2011).
- Michigan has earned the No. 1 seed, twice (2014 & 2021)
- Michigan has had a first round bye in 10 straight Big Ten Tournament's; U-M has two double byes (2019 & 2021).
- Michigan holds record for consecutive wins at the Big Ten Tournament with 10 (2017-19); winning titles - 2017 & 2018.
- Michigan (#8 in 2017) is the lowest seed to win the Big Ten Tournament.
- Michigan won four games in four days, twice, leading to back-to-back titles (2017 & 2018); Iowa is the only other Big Ten team to win four straight games (4-0; 2001 & 2022, twice) and earning titles.
- The 2020 tournament was canceled due to the coronavirus pandemic. In the first game of session 2 (March 12, 2020), U-M and Rutgers were called off the floor during pregame warm-ups as the event was canceled

## Big Ten Tournament | Composite Records

Team	W-L	Pct.	Titles	2nd	Years
Ohio State	37-20	64.9%	5	5	2002, 2007, 2010, 2011, 2013
Michigan State	34-19	64.2%	6	1	1999, 2000, 2012, 2014, 2016, 2019
Illinois	31-22	58.5%	3	4	2003, 2005, 2021
Michigan	29-22	56.9%	3	2	1998, 2017, 2018
Wisconsin	26-22	54.2%	3	4	2004, 2008, 2015
Iowa	22-22	50.0%	3	1	2001, 2006, 2022
Minnesota	21-25	45.7%	0	1	
Purdue	19-23	45.2%	2	4	2009, 2023
Penn State	20-25	44.4%	0	2	
Indiana	16-25	39.0%	0	1	
Rutgers	5-8	38.5%	0	0	
Maryland	4-8	33.3%	0	0	
Nebraska	5-12	29.4%	0	0	
Northwestern	10-26	27.8%	0	0	

## Big Ten Tournament | Record by Seeding

Seeding	W-L	Pct.	Titles	2nd	Years
No. 1 seed	41-15	73.2%	10	3	1999, 2005, 2007, 2008, 2010, 2011, 2012, 2015, 2019, 2023
No. 2 seed	36-18	66.7%	8	2	2000, 2002, 2003, 2004, 2006, 2013, 2016, 2021
No. 3 seed	25-22	53.2%	2	7	2009, 2014
No. 4 seed	19-24	44.2%	1	4	1998
No. 5 seed	24-23	51.1%	2	2	2018, 2022
No. 6 seed	32-23	58.2%	1	2	2001
No. 7 seed	21-26	44.7%	0	0	
No. 8 seed	24-24	50.0%	1	1	2017
No. 9 seed	12-25	32.4%	0	1	
No. 10 seed	15-25	37.5%	0	2	
No. 11 seed	12-25	32.4%	0	1	
No. 12 seed	5-11	31.3%	0	0	
No. 13 seed	9-9	50.0%	0	0	
No. 14 seed	4-9	30.8%	0	0	

# Big Ten Tournament

## 1998 Big Ten Tournament | Champions (NCAA vacated)

<b>U-M: #4 seed (3-0*)</b>	<b>Chicago, Ill. (United Center)</b>		
March 5, 1998	First Round	Bye	
March 6, 1998	Quarterfinal	#5 Iowa	W, 77-66*
March 7, 1998	Semifinal	#8 Minnesota	W, 85-69*
March 8, 1998	Championship	#3 Purdue	W, 76-67*

## 1999 Big Ten Tournament (NCAA vacated)

<b>U-M: #9 seed (1-1*)</b>	<b>Chicago, Ill. (United Center)</b>		
March 4, 1999	First Round	#7 Purdue	W, 79-73 (OT)*
March 5, 1999	Quarterfinal	#2 Ohio State	L, 87-69*

## 2000 Big Ten Tournament

<b>U-M: #8 seed (0-1)</b>	<b>Chicago, Ill. (United Center)</b>		
March 9, 2000	First Round	#9 Penn State	L, 76-66

## 2001 Big Ten Tournament

<b>U-M: #7 seed (0-1)</b>	<b>Chicago, Ill. (United Center)</b>		
March 8, 2001	First Round	#7 Penn State	L, 82-80

## 2002 Big Ten Tournament

<b>U-M: #10 seed (1-1)</b>	<b>Indianapolis, Ind. (Bankers Life Fieldhouse)</b>		
March 7, 2002	First Round	#7 Northwestern	W, 72-51
March 8, 2002	Quarterfinal	#2 Ohio State	L, 75-68

## 2003 Big Ten Tournament

<b>U-M: #3 seed (0-1)</b>	<b>Chicago, Ill. (United Center)</b>		
March 13, 2003	First Round	Bye	
March 14, 2003	Quarterfinal	#6 Indiana	L, 63-56

## 2004 Big Ten Tournament

<b>U-M: #5 seed (1-1)</b>	<b>Indianapolis, Ind. (Bankers Life Fieldhouse)</b>		
March 11, 2004	First Round	Bye	
March 12, 2004	Quarterfinal	#4 Iowa	W, 79-70
March 13, 2004	Semifinal	#1 Illinois	L, 74-60

## 2005 Big Ten Tournament

<b>U-M: #9 seed (0-1)</b>	<b>Chicago, Ill. (United Center)</b>		
March 10, 2005	First Round	#8 Northwestern	L, 58-56

## 2006 Big Ten Tournament

<b>U-M: #7 seed (0-1)</b>	<b>Indianapolis, Ind. (Bankers Life Fieldhouse)</b>		
March 9, 2006	First Round	#10 Minnesota	L, 59-55

## 2007 Big Ten Tournament

<b>U-M: #8 seed (1-1)</b>	<b>Chicago, Ill. (United Center)</b>		
March 8, 2007	First Round	#9 Minnesota	W, 49-40
March 9, 2007	Quarterfinal	#1 Ohio State	L, 72-62

## 2008 Big Ten Tournament

<b>U-M: #9 seed (1-1)</b>	<b>Indianapolis, Ind. (Bankers Life Fieldhouse)</b>		
March 13, 2008	First Round	#8 Iowa	W, 55-47
March 14, 2008	Quarterfinal	#1 Wisconsin	L, 51-34

## 2009 Big Ten Tournament

<b>U-M: #7 seed (1-1)</b>	<b>Indianapolis, Ind. (Bankers Life Fieldhouse)</b>		
March 12, 2009	First Round	#10 Iowa	W, 73-45
March 13, 2009	Quarterfinal	#2 Illinois	L, 60-50

## 2010 Big Ten Tournament

<b>U-M: #8 seed (1-1)</b>	<b>Indianapolis, Ind. (Bankers Life Fieldhouse)</b>		
March 11, 2010	First Round	#9 Iowa	W, 59-52
March 12, 2010	Quarterfinal	#1 Ohio State	L, 69-68

## 2011 Big Ten Tournament

<b>U-M: #4 seed (1-1)</b>	<b>Indianapolis, Ind. (Bankers Life Fieldhouse)</b>		
March 10, 2011	First Round	Bye	
March 11, 2011	Quarterfinal	#5 Illinois	W, 60-55
March 12, 2011	Semifinal	#1 Ohio State	L, 66-61

## 2012 Big Ten Tournament

<b>U-M: #2 seed (1-1)</b>	<b>Indianapolis, Ind. (Bankers Life Fieldhouse)</b>		
March 8, 2012	First Round	Bye	
March 9, 2012	Quarterfinal	#10 Minnesota	W, 73-68 (OT)
March 10, 2012	Semifinal	#3 Ohio State	L, 77-55

## 2013 Big Ten Tournament

<b>U-M: #5 seed (1-1)</b>	<b>Chicago, Ill. (United Center)</b>		
March 14, 2013	First Round	#12 Penn State	W, 83-66
March 15, 2013	Quarterfinal	#4 Wisconsin	L, 68-59

## 2014 Big Ten Tournament | Runner-up

<b>U-M: #1 seed (2-1)</b>	<b>Indianapolis, Ind. (Bankers Life Fieldhouse)</b>		
March 13, 2014	First Round	Bye	
March 14, 2014	Quarterfinal	#9 Illinois	W, 64-63
March 15, 2014	Semifinal	#5 Ohio State	W, 72-69
March 16, 2014	Championship	#3 Michigan State	L, 69-55

## 2015 Big Ten Tournament

<b>U-M: #9 seed (1-1)</b>	<b>Chicago, Ill. (United Center)</b>		
March 11, 2015	First Round	Bye	
March 12, 2015	Second Round	#8 Illinois	W, 73-55
March 13, 2015	Quarterfinal	#1 Wisconsin	L, 71-60

## 2016 Big Ten Tournament

<b>U-M: #8 seed (2-1)</b>	<b>Indianapolis, Ind. (Bankers Life Fieldhouse)</b>		
March 9, 2016	First Round	Bye	
March 10, 2016	Second Round	#9 Northwestern	W, 72-70 (OT)
March 11, 2016	Quarterfinal	#1 Indiana	W, 72-69
March 12, 2016	Semifinal	#4 Purdue	L, 76-59

## 2017 Big Ten Tournament | Champions

<b>U-M: #8 seed (4-0)</b>	<b>Washington, D.C., (Verizon Center)</b>		
March 8, 2017	First Round	Bye	
March 9, 2017	Second Round	#9 Illinois	W, 75-55
March 10, 2017	Quarterfinal	#1 Purdue	W, 74-70 (OT)
March 11, 2017	Semifinal	#4 Minnesota	W, 84-77
March 12, 2017	Championship	#2 Wisconsin	W, 71-56

## 2018 Big Ten Tournament | Champions

<b>U-M: #5 seed (4-0)</b>	<b>New York, N.Y., (MSG)</b>		
February 28, 2018	First Round	Bye	
March 1, 2018	Second Round	#12 Iowa	W, 77-71 (OT)
March 2, 2018	Quarterfinal	#4 Nebraska	W, 77-58
March 3, 2018	Semifinal	#1 Michigan State	W, 75-64
March 4, 2018	Championship	#2 Purdue	W, 75-66

## 2019 Big Ten Tournament | Runner-up

<b>U-M: #3 seed (2-1)</b>	<b>Chicago, Ill. (United Center)</b>		
March 13, 2019	First Round	Bye	
March 14, 2019	Second Round	Bye	
March 15, 2019	Quarterfinal	#6 Iowa	W, 74-53
March 16, 2019	Semifinal	#7 Minnesota	W, 76-49
March 17, 2019	Championship	#1 Michigan State	L, 65-55

## 2020 Big Ten Tournament

<b>U-M: #9 seed (0-0)</b>	<b>Indianapolis, Ind. (Bankers Life Fieldhouse)</b>		
March 11, 2020	First Round	Bye	
March 12, 2020	Second Round	#8 Rutgers (canceled, COVID)	

## 2021 Big Ten Tournament

<b>U-M: #1 seed (1-1)</b>	<b>Indianapolis, Ind. (Lucas Oil Stadium)</b>		
March 10, 2021	First Round	Bye	
March 11, 2021	Second Round	Bye	
March 12, 2021	Quarterfinal	#8 Maryland	W, 79-66
March 13, 2021	Semifinal	#5 Ohio State	L, 68-67

## 2022 Big Ten Tournament

<b>U-M: #8 seed (0-1)</b>	<b>Indianapolis, Ind. (Gainbridge Fieldhouse)</b>		
March 9, 2022	First Round	Bye	
March 10, 2022	Second Round	#9 Indiana	L, 74-69

## 2023 Big Ten Tournament

<b>U-M: #8 seed (0-1)</b>	<b>Chicago, Ill. (United Center)</b>		
March 8, 2023	First Round	Bye	
March 9, 2023	Second Round	#9 Rutgers	L, 62-50

## 2024 Big Ten Tournament

<b>U-M: #14 seed (0-0)</b>	<b>Minneapolis, Minn. (Target Center)</b>		
March 13, 2024	First Round	#11 Penn State	
March 14, 2024	Second Round	#6 Indiana	
March 15, 2024	Quarterfinal	#3 Nebraska	
March 16, 2024	Semifinal	TBD	
March 17, 2024	Championship	TBD	

## Michigan Basketball | Notables

### Who are the Michigan Wolverines?

- Michigan is led by fifth-year head coach Juwan Howard -- former U-M All-American and Fab Five member, top five NBA Draft pick, All-Star and two-time champion. Following his 25-year professional career -- 19 years as a player and six with the Miami Heat, Howard made his way back to Ann Arbor for his first head coaching position.
- Mentored by legendary coaches Pat Riley and Erik Spoelstra, Howard is a huge believer in culture and instilled six core values into his program -- Discipline, Family, All-In, Accountability, Trust and Sacrifice.
- Even though U-M avoids clichés, the Maize and Blue live by the mantra -- "Get Better 1% Each Day"
- Howard believes, and wants, his program to be "solution based" as well as "player led." He gives everyone on staff, and the roster, a voice, allowing them the freedom to express opinions and strategies.
- Howard strives to develop his roster into a "position-less" team as wants his players to rotate, and be able to play multiple spots during a game.
- U-M wants to play at a fast-paced, "read-and-react" offense with a mix of ball screen actions and downhill drives. The offense is coordinated by Howard Easley. U-M runs a man-to-man defense, however, the Wolverines incorporate zone options. The defense is coordinated by Saddi Washington.
- Howard wants his Wolverines to gain confidence and keep shooting. So the "green light" is on for everyone -- if you miss, take the next one.

### Juwan Howard's Preseason Heart Procedure

- Juwan Howard underwent his heart procedure (Sept. 15, 2023) at the U-M Health Samuel and Jean Frankel Cardiovascular Center.
- The scheduled operation was performed by Dr. Himanshu Patel, who successfully resected an aortic aneurysm and repaired an aortic valve.
- Phil Martelli served as U-M's interim head coach for 10 games while Howard continued his rehabilitation.
- Howard returned to the sidelines in the Bahamas at the Battle 4 Atlantis over Thanksgiving, however, served as an assistant. He returned to the active head coaching role against Eastern Michigan (Dec. 16).
- U-M Athletics Director Warde Manuel made the decision that whomever was the designated coach would be credited for U-M's win or loss. So, Phil Martelli is credited with U-M's 5-5 start.

### Nkamhoua Career Ends Early

- Olivier Nkamhoua underwent successful surgery on his left wrist (Feb. 20).
- Nkamhoua missed the final five regular season games and will miss any post-season games. In total, he is expected to have 3-4 months recovery period.
- After four years with Tennessee (2020-23), Nkamhoua came to Ann Arbor as a graduate transfer. Voted team captain at the beginning of the season, he started 26 games for the Wolverines, averaging career bests in points (14.8), rebounds (7.1) and assists (2.7).

### The Road Game Suspension for Dug McDaniel

- Starting with U-M's game at Maryland (Jan. 11), Dug McDaniel did not travel to U-M road games due to an academic suspension. While the team was away from Ann Arbor, he worked towards meeting academic goals he has set.
- McDaniel missed six games -- at Maryland (Jan. 11), at #2 Purdue (Jan. 23), at Michigan State (Jan. 30), at Nebraska (Feb. 10), at #14 Illinois (Feb. 13) and at Northwestern (Feb. 22).
- McDaniel made his return to the road at Rutgers (Feb. 29) leading U-M with 13 points, five rebounds and four assists.

### Milestone Tracker

- |                     |   |
|---------------------|---|
| • 2 rebounds        | Dug McDaniel (198) will reach 200 for career        |
| • 7 assists         | Terrance Williams II (93) will reach 100 for career |
| • 8 points          | Tarris Reed, Jr. (392) will reach 400 for career    |
| • 8 rebounds        | Tray Jackson (292) will reach 300 for career        |
| • 10 three-pointers | Terrance Williams II (90) will reach 100 for career |
| • 15 assists        | Jaelin Llewellyn (235) will reach 250 for career    |
| • 12 three-pointers | Dug McDaniel (88) will reach 100 for career         |
| • 13 assists        | Dug McDaniel (237) will reach 250 for career        |
| • 20 three-pointers | Nimari Burnett (80) will reach 100 for career       |
| • 24 blocks         | Tarris Reed, Jr. (76) will reach 100 for career     |
| • 29 points         | Will Tschetter (271) will reach 300 for career      |

### Some Tidbits

#### (#0) Dug McDaniel

- Increase of +8.0 points per game; leads U-M with 16.6 ppg
- First 400-point season (416)
  - Back-to-back 250-point seasons (294 & 416)
- Back-to-back 100-assist seasons (122 & 115)
  - Led U-M in assists in both of his seasons
- First 50-plus three point field goal season (55)

#### (#4) Nimari Burnett

- Only Wolverine to start all 31 games
- First 200-point season (295)
- First 100-rebound season (127)
- First 50-assist season (73)
- First 40-plus three point field goal season (49)

#### (#5) Terrance Williams II

- First 300-point season (370)
- 23 double-figure games; doubling his prior three seasons total (10)
- Back-to-back 100-plus rebound seasons (188 & 132)
- First 50-plus three point field goal season (52)
- His 52 three-pointers; surpassed his prior three seasons total (38)
- Single season bests for assists (42), blocks (12) and steals (17)

#### (#32) Tarris Reed, Jr.

- First 250-plus point season (276)
- Scored first 20-plus point game against Illinois (20 points; Jan. 18)
- First 200-plus rebound season (222)
- U-M leader (tied) with six double-digit rebound games
- Recorded first three double-doubles of career
  - 1) Minnesota, Jan. 4 (14 points, 11 rebounds)
  - 2) Rutgers, Feb. 3 (12 points, 15 rebounds)
  - 3) Michigan State, Feb. 17 (15 points, 11 rebounds)
- Back-to-back 30-block seasons (31 & 45)
- Made his first career three-pointer at Michigan State (Jan. 30)

#### (#42) Will Tschetter

- Expected to graduate in three-years (Earth and Environmental Sciences)
- First 200-point season (208)
- Scored first 20-plus point game vs. Youngstown State (20 points; Nov. 10)
- Quintupled his single season three-pointers (28); had five last season
- Shooting 53.8 percent on three-pointers; never falling below 50 percent
- Single season bests for assists (19) and steals (6)

### Some More Tidbits

- Michigan averages 8.1 three-point field goals per game and has seven games with 10-plus three-pointers with a season-best 13 against McNeese (Dec. 29).
- U-M has three Wolverines with 40-plus three-pointers -- Dug McDaniel (55), Terrance Williams II (52) and Nimari Burnett (49). They combined for 156 of 251 long range buckets made this season (62 percent).
- Nimari Burnett is the only Wolverine to start all 31 games.
- Burnett and Tarris Reed, Jr. are the only Wolverines to play in all 31 games.
- Dug McDaniel has led U-M in scoring the entire season (16.6 ppg).
- McDaniel has 24 of his 25 games scoring in double figures including a team-best six games of 20-plus points and two of 30-plus -- a career-high 33 at Oregon (Dec. 2; OT) and vs. Florida (Dec. 19; 2OT). The lone non-double-digit game was a nine point effort against Minnesota (Jan. 4).
- McDaniel leads U-M in assists (4.6 apg) for the second straight season. He has 13 games with five-plus assists (22 in career) and twice has dished a season-high eight dimes -- UNC Asheville (Nov. 7) and vs. Stanford (Nov. 23).
- Will Tschetter has shot above 50-plus percent from long range the entire season. He is at 53.8 percent (28-for-52). Last season, he was 5-for-20 (25 percent).
- Jaelin Llewellyn missed U-M's first seven games of the season as he continued his final month of rehab for a torn ACL (left knee) suffered during the 2022-23 season. He has played in 19 total games this season.
- Jace Howard missed the first 15 games due to a stress fracture in right knee/tibia. After returning against Ohio State (Jan. 15), he then missed an additional five games due to illnesses. So he has played in just nine games this season
- Former manager turned walk-on two seasons ago, Jackson Selvala has scored his first career points against Nebraska, twice. First, he hit a pair of free throws at Pinnacle Bank Arena (Feb. 10). He followed with two more free throws in U-M's home game with the Cornhuskers (March 10).



## Michigan Basketball | Notables

### A Little Bit About ... #0 Dug McDaniel

- McDaniel leads U-M in scoring with 16.6 points per game.
- McDaniel has scored in double figures in 24-of-25 games.
- McDaniel leads U-M with six games of 20-plus points and two of 30-plus -- a career-best 33 points, twice -- at Oregon (OT; Dec. 2) and vs. Florida (2OT; Dec. 19).
- McDaniel leads U-M in assists for a second straight season with 115 assists (4.6 apg). He has 13 games with five-plus dimes.
- McDaniel's has averaged a career-best-pace 3.8 rebounds per game. He has eight games of five-plus rebounds, including a career-best-tying eight rebounds, twice -- vs. Florida and McNeese (Dec. 29).
- McDaniel leads U-M with 35.5 minutes per game. He has been on the floor for the Wolverines in 87 percent of games -- 887 of 1015 total minutes.

### A Little Bit About ... #2 Tray Jackson

- A graduate transfer, Jackson has had stops at Missouri and Seton Hall before coming to Ann Arbor. He has come off the bench in 25 of his 26 games, starting the game at Northwestern with Will Tschetter out due to illness.
- Jackson missed four games after injuring his nose at Penn State (Jan. 7). Following the four games he returned and wore a protective mask for two games.
- Jackson has 11 highlight reel dunks of his 45 field goals.
- Jackson has 13 games with three-plus rebounds
- Jackson scored a season-best 17 points against Long Beach State (Nov. 17).
- With 12 blocks, Jackson has set a new single season best.

### A Little Bit About ... #3 Jaelin Llewellyn ("j-ay-lynn" | "lou-elle-in")

- Jaelin Llewellyn returned from an ACL injury, and has played in 19 games (seven starts). He was played in just eight games last season before his injury.
- When Dug McDaniel was out (academic suspension), Llewellyn started in his place, averaging 9.7 points, 2.0 rebounds, 2.5 assists and shooting 42.3 percent (11-for-26) from long range.
- Over 55 percent of Llewellyn's offense has been from long range.
- Llewellyn, who averages 5.3 ppg, has three double figure games with 16 points at #2 Purdue (Jan. 23), a season-best 18 at Michigan State (Jan. 30) and 12 more against Michigan State (Feb. 17) at Crisler Center.

### A Little Bit About ... #4 Nimari Burnett ("nih-mahr-ee" | "burr-net")

- Burnett is averaging a career-best 9.5 points with 15 double figure games.
- Burnett exploded in the first half at St. John's (Gavitt Games) for a career-best 21 points. He finished the first half 8-for-8 FG (4-for-4 3FG & 1-for-2 FTs).
- With 16 multi-three-pointers games, Burnett is third with 49 total.
- With 13 games of five-plus rebounds, Burnett is averaging a career-best 4.1 per game. He had a career-best 10 rebounds against Ohio State (Jan. 15).
- Burnett's 127 rebounds passes the combined total of Texas Tech & Alabama (75).
- Burnett's 73 assists (2.4 apg) doubles his total from Texas Tech & Alabama (31).
- Burnett set a career-best with six assists at Penn State (Jan. 7) in the Palestra.
- Burnett's 28 steals passes the combined total of Texas Tech & Alabama (27).
- With 31.2 minutes per game, Burnett is fourth on U-M is +13.5 more than his prior best of 17.7 at Texas Tech (2020-21).

### A Little Bit About ... #5 Terrance Williams II (asks for "the second")

- With 12.3 points per game, Williams has doubled his production from any of his prior three seasons. He previous best was 6.0 per game in 2022-23.
- With 23 double-figure games, Williams has doubled his prior total (10).
- Williams has a pair of 20-plus point games including 20 against McNeese (Dec. 29) and a career-best 24 at Penn State (Jan. 7) in the Palestra.
- With 52 three-pointers, Williams has doubled any prior season (20; 2021-22).
- In fact, Williams' 52 long range buckets has topped his career total of 38.
- Williams has 15 multi-three-pointer games, with nine games of three-plus.
- Williams made career-best five three-pointers against OSU (Jan. 15; 5-for-5).

### A Little Bit About ... #13 Olivier Nkamhoua ("OH-liv-ee-AY" | "KAHM-w'uh")

- Nkamhoua averaged a career-best 14.8 per game -- an increase of +3.9 per game from his best season at Tennessee (10.8; 2022-23). He had 21 double figure scoring games, including a season-best of 25 against UNC-Asheville (Nov. 7).
- With 15 games of seven-plus rebounding, Nkamhoua averaged a career-best 7.1 per game. He finished with six 10-plus rebound games.
- Nkamhoua made a single-season-best 27 three-point field goals. In his four seasons at Tennessee he had 32 total, with a season-best of 18 (2022-23).
- With 14 games with three-plus assists, Nkamhoua averaged a career-best 2.7 per game.

### A Little Bit About ... #32 Tarris Reed, Jr. (asks for "junior")

- Reed has more than doubled his scoring from a season ago -- 3.4 to 8.9 ppg. He has 12 double figure games, including a career-high of 20 points against #14 Illinois (Jan. 18) -- going 8-for-10 from the field and 4-for-4 on free throws.
- Reed is tied for the U-M lead (Olivier Nkamhoua) with six 10-plus rebounding games, including Reed's career-high of 15 against Rutgers (Feb. 3).
- Half of his six 10-plus rebound games have led to the first three double-doubles of his career. He recorded his first against Minnesota (14 points, 11 rebounds), his second against Rutgers (12 points, 15 rebounds) and third against Michigan State (15 points, 11 rebounds)
- Reed leads U-M with 45 blocks -- a new single season best. He has a career-best five blocks, twice -- Minnesota (Jan. 4) and Rutgers (Feb. 3).
- With 76 career blocks, Reed has cracked into U-M's all-time top 20 (17th) and is 24 blocks away from becoming the 12th Wolverine to reach 100 in a career.
- Nearly 40 percent of Reed's rebounds come on the offensive end. He leads U-M in offensive rebounding with 77 (2.5 per game).
- With the shot clock winding down at Michigan State (Jan. 30), Reed drained his first ever three-pointer. He is now 1-for-3 from long range for his career.

### A Little Bit About ... #42 Will Tschetter ("cheddar")

- Tschetter has come off the bench in 25 of 29, recently moving into the starting lineup after the season-ending injury to Olivier Nkamhoua. Overall, he has been considered U-M's Sixth Man.
- Tschetter has shot a consistent 50-plus percent from long range all season.
- Tschetter is shooting 53.8 percent (28-for-52), averaging nearly one long range bucket per game. Last season, he went 5-for-20 (25 percent) from long distance.
- With that long range success, Tschetter is at 59.2 percent from the field.
- Tschetter has tripled his scoring from a season ago -- 2.3 to 6.9 ppg.
- Tschetter has seven double figure games -- all the first of his career.
- Tschetter scored a career-best 20 against Youngstown State (Nov. 10) after recording a perfect game -- 8-for-8 from the field (4-for-4 3FG).

# 2023-24 Michigan Basketball

No.	Wolverine	Pos.	Hgt.	Wgt.	Class	Hometown (High School/Prep)	Pronunciation	
0	Dug McDaniel	G	5-11	175	So.	Washington, D.C. (St. Paul VI Catholic HS)	--	--
2	Tray Jackson	F	6-10	215	GS	Detroit, Mich. (Sunrise Christian [Kan.]/Seton Hall)	--	--
3	Jaelin Llewellyn	G	6-2	190	GS	Mississauga, Ontario (Virginia Episcopal/Princeton)	"jay-lynn"	"LOU-elle-in"
4	Nimari Burnett	G	6-4	200	GS	Chicago, Ill. (Prolific Prep [Calf.]/Alabama)	"nuh-mahr-ee"	"burr-net"
5	Terrance Williams II	F	6-7	225	Sr.	Washington, D.C. (Gonzaga College HS)	requests "the second"	
13	Olivier Nkamhoua ( <i>captain</i> )	F	6-9	235	GS	Helsinki, Finland (Bishop Walsh [Md.]/Tennessee)	"OH-liv-ee-AY"	"KAHM-wuh"
14	Ian Burns	G	6-6	205	Jr.	Winnetka, Ill. (New Trier HS)	--	--
24	Youssef "Yo-Yo" Khayat	F	6-9	215	So.	Beirut, Lebanon (Limoges CSP [France])	"you-seff"	"kai-yacht"
25	Jace Howard ( <i>captain</i> )	G	6-8	225	Jr.	Miami, Fla. (University School)	--	--
31	Harrison Hochberg	F	6-7	225	Fr.	New York, N.Y. (Cushing Academy [Mass.])	--	"hock-burg"
32	Tarris Reed, Jr.	F	6-10	265	So.	St. Louis, Mo. (Link Year Prep Academy)	requests "junior"	
34	Jackson Selvala	F	6-7	230	5th-Sr.	Deerfield, Mass. (Deerfield Academy)	--	"sale-vol-lah"
40	George Washington III	G	6-2	170	Fr.	Austin, Texas (Chaminade Julianne HS)	requests "the third"	
42	Will Tschetter	F	6-8	245	RS-So.	Stewartville, Minn. (Stewartville HS)	--	"cheddar"
45	Cooper Smith	G	6-1	180	Jr.	Saline, Mich. (Hackett Catholic/Kalamazoo College)	--	--

Michigan Basketball	Coaching Staff	U-M Season	Alma Mater	Pronunciation	
David & Meredith Kaplan Head Coach	Juwan Howard	5th season	Michigan, 1995		
Associate Head Coach	Phil Martelli	5th season	Widener College, 1976		
Assistant Coach	Saddi Washington	8th season	Western Michigan, 1998	"sod-dee"	--
Assistant Coach	Howard Easley	5th season	Boston College, 1995	--	"eyes-lee"
Assistant Coach/Dir. of Program Development	Jay Smith	5th season	Saginaw Valley State, 1984		
Assistant Coach/Video Analyst	Jaaron Simmons	5th season	Ohio, 2017; Michigan, 2021	"juh-ron"	--
Director of Basketball Operations	Chris Hunter	10th season	Michigan, 2006		
Special Assistant to the Head Coach	Colin Anschuetz	1st season	Michigan, 2020 & 2023	--	"ann-shoots"
Graduate Manager	Bennett VanSolkema	1st season	Michigan, 2022	--	"van-skol-ma"
Strength & Conditioning Coach	Jon Sanderson	15th season	Ohio, 2002		
Athletic Trainer	Chris Williams	3rd season	Ohio State, 2006		

### Roster Notes

- Jay Smith and Jaaron Simmons were designated as U-M's newly approved assistants by the NCAA; may engage in coaching activities but may not recruit off campus
- Portal transfers: Nimari Burnett (Alabama), Tray Jackson (Seton Hall) & Olivier Nkamhoua (Tennessee)
- International players: Jaelin Llewellyn (Canada), Olivier Nkamhoua (Finland), Youssef Khayat (Lebanon)

### Eligibility Answers (following the 2023-24 season)

- Tray Jackson and Olivier Nkamhoua are utilizing the NCAA's COVID-19 extension; their eligibility will be completed at the end of the season.
- Jaelin Llewellyn was granted a medical hardship (6th-year) following his injury (2022-23); his eligibility will be completed at the end of the season.
- Nimari Burnett could have two years of eligibility remaining; redshirted (2021-22); could use NCAA's COVID-19 extension
- Jackson Selvala is in his fifth-year; he would need to apply for an extension waiver to return
- Jace Howard and Terrance Williams II will have an additional year of eligibility, if they utilize the NCAA's COVID-19 extension
- Cooper Smith could have two years of eligibility, however, he is required to apply for a waiver to extend his five-year clock
- Will Tschetter will have two years of eligibility remaining after redshirting (2021-22)

Wolverine	Year	Studying (U-M School)
0	Dug McDaniel	So. Undecided (LS&A)
2	Tray Jackson	GS Social Work (School of Social Work)
3	Jaelin Llewellyn	GS Masters of Sport Management (Kinesiology)
4	Nimari Burnett	GS Social Work (School of Social Work)
5	Terrance Williams II	Sr. Sports Management (Kinesiology)
13	Olivier Nkamhoua	GS Social Work (School of Social Work)
14	Ian Burns	Jr. Business (Ross School of Business)
24	Youssef Khayat	So. Undecided (LS&A)
25	Jace Howard	Jr. Sociology: Law, Justice & Social Change (LS&A)
31	Harrison Hochberg	Fr. Undecided (LS&A)
32	Tarris Reed, Jr.	So. Undecided (LS&A)
34	Jackson Selvala	5th-Sr. Real Estate Development (Taubman College)
40	George Washington III	Fr. Undecided (LS&A)
42	Will Tschetter	R-So. Earth & Environmental Science (LS&A)
45	Cooper Smith	Jr. General Studies (LS&A)

Wolverine	Height
T. Jackson (#2)	6-10
T. Reed, Jr. (#32)	6-10
O. Nkamhoua (#13)	6-9
Y. Khayat (#24)	6-9
J. Howard (#25)	6-8
W. Tschetter (#42)	6-8
T. Williams II (#5)	6-7
H. Hochberg (#31)	6-7
J. Selvala (#34)	6-7
I. Burns (#14)	6-6
N. Burnett (#4)	6-4
J. Llewellyn (#3)	6-2
G. Washington III (#40)	6-2
C. Smith (#45)	6-1
D. McDaniel (#0)	5-11

Wolverine	Age (21.8 avg)
J. Llewellyn (#3)	5/13/1999 24
C. Smith (#45)	7/12/1999 24
J. Selvala (#34)	8/27/1999 24
O. Nkamhoua (#13)	5/2/2000 23
T. Jackson (#2)	10/6/2000 23
T. Williams II (#5)	12/1/2000 23
J. Howard (#25)	9/19/2001 22
N. Burnett (#4)	12/20/2001 22
D. McDaniel (#0)	1/8/2003 21
W. Tschetter (#42)	1/31/2003 21
Y. Khayat (#24)	3/11/2003 20
I. Burns (#14)	5/10/2003 20
T. Reed, Jr. (#32)	8/5/2003 20
H. Hochberg (#31)	9/23/2003 20
G. Washington III (#40)	12/19/2003 20

### Athletic Communications

**Tom Wywrot, Associate Director (26th season)**  
 (734) 320-1148 | twywrot@umich.edu  
**Kurt Svoboda, Associate Athletic Director**  
 (617) 872-6111 | kurtks@umich.edu  
**Student Interns (Basketball)**  
 Ben Metcalf & Rick Villarreal

### Learfield

**Flagship** WWJ (950AM; Detroit)  
**Ann Arbor** WTKA (1050 AM) - before 6 pm  
 WWWW (102.9 FM) - after 6 pm  
**Play-By-Play** Brian Boesch  
**Analyst** Terry Mills  
**Engineer** Tony Butler

### Social Channels

**Website** mgoblue.com  
**Facebook** Michigan Basketball  
**X/Twitter** @umichbball  
**Instagram** @umichbball  
**Threads** @umichbball  
**TikTok** @umichbball


# Starting Five / Reserves

## Probable Starters



Games/Starts	Year	Games	Streak	Starts	Streak
#13 Olivier Nkamhoua	GS	138	0	84	0
#2 Tray Jackson	GS	117	12	19	0
#5 Terrance Williams II	Sr.	114	5	58	5
#3 Jaelin Llewellyn	GS	103	1	91	0
#4 Nimari Burnett	GS	70	34	40	31
#32 Tarris Reed, Jr.	So.	65	65	30	29
#25 Jace Howard	Jr.	64	0	0	0
#0 Dug McDaniel	So.	59	4	51	4
#42 Will Tschetter	R-So.	57	4	13	4
#24 Youssef Khayat	So.	26	2	1	0
#40 George Washington III	Fr.	21	9	0	0
#14 Ian Burns	Jr.	15	3	0	0
#34 Jackson Selvala	GS	15	3	0	0
#45 Cooper Smith	Jr.	13	0	0	0
#31 Harrison Hochberg	Fr.	10	0	0	0

## Key Reserves



## Secondary Reserves



U-M's Five	G	W-L	Wolverines
Starters	19	7-12	Dug McDaniel, Nimari Burnett, Terrance Williams II, Olivier Nkamhoua, Tarris Reed, Jr.
Starters	5	0-5	Jaelin Llewellyn, Nimari Burnett, Terrance Williams II, Olivier Nkamhoua, Tarris Reed, Jr.
Starters	4	0-4	Dug McDaniel, Nimari Burnett, Terrance Williams II, Will Tschetter, Tarris Reed, Jr.
Starters	1	1-0	Dug McDaniel, Nimari Burnett, Terrance Williams II, Olivier Nkamhoua, Will Tschetter
Starters	1	0-1	Dug McDaniel, Jaelin Llewellyn, Nimari Burnett, Olivier Nkamhoua, Tarris Reed, Jr.
Starters	1	0-1	Jaelin Llewellyn, Nimari Burnett, Terrance Williams II, Tray Jackson, Tarris Reed, Jr.

Date	Opponent	W/L	Score	Starter #1	Starter #2	Starter #3	Starter #4	Starter (#5)
N7	UNC ASHEVILLE	W	99-74	McDaniel (22-2-8)	Burnett (13-5-2)	Williams II (15-6-1)	Nkamhoua (25-7-3)	Reed, Jr. (9-7-3)
N10	YOUNGSTOWN STATE	W	92-62	McDaniel (16-3-4)	Burnett (0-2-5)	Williams II (13-8-1)	Nkamhoua (17-10-4)	Reed, Jr. (9-4-0)
N13	at St. John's (Gavitt)	W	89-73	McDaniel (26-6-7)	Burnett (21-3-2)	Williams II (12-3-1)	Nkamhoua (9-7-4)	Reed, Jr. (5-11-0)
N17	LONG BEACH STATE	L	86-94	McDaniel (20-2-6)	Burnett (5-5-1)	Williams II (10-4-3)	Nkamhoua (22-11-4)	Reed, Jr. (8-4-0)
N22	vs. Memphis (B4A)	L	67-71	McDaniel (13-7-3)	Burnett (16-9-2)	Williams II (2-4-2)	Nkamhoua (18-7-3)	Reed, Jr. (8-12-0)
N23	vs. Stanford (B4A)	W	83-76	McDaniel (20-1-8)	Burnett (10-6-2)	Williams II (17-4-0)	Nkamhoua (16-4-2)	Reed, Jr. (11-5-0)
N24	vs. Texas Tech (B4A)	L	57-73	McDaniel (12-3-3)	Burnett (2-5-1)	Williams II (10-5-0)	Nkamhoua (16-5-2)	Reed, Jr. (4-6-1)
D2	at Oregon	L	83-86 OT	McDaniel (33-4-3)	Burnett (13-5-3)	Williams II (8-4-2)	Nkamhoua (12-5-1)	Reed, Jr. (0-3-0)
D5	INDIANA+	L	75-78	McDaniel (13-3-2)	Burnett (4-1-3)	Williams II (10-2-0)	Nkamhoua (18-5-2)	Reed, Jr. (5-3-0)
D10	at Iowa+	W	90-80	McDaniel (11-5-7)	Burnett (14-3-4)	Williams II (13-5-3)	Nkamhoua (12-10-2)	Reed, Jr. (19-6-0)
D16	EASTERN MICHIGAN	W	83-66	McDaniel (11-2-4)	Burnett (14-2-3)	Williams II (13-3-2)	Nkamhoua (17-9-5)	Tschetter (5-6-0)
D19	vs. Florida	L	101-106 2OT	McDaniel (33-8-5)	Burnett (10-6-2)	Williams II (17-7-0)	Nkamhoua (24-11-0)	Reed, Jr. (14-5-2)
D29	MCNEESE	L	76-87	McDaniel (17-8-5)	Burnett (6-4-2)	Williams II (20-2-3)	Nkamhoua (17-7-3)	Reed, Jr. (0-4-0)
J4	MINNESOTA+	L	71-73	McDaniel (9-6-6)	Burnett (17-4-0)	Williams II (7-3-1)	Nkamhoua (16-8-1)	Reed, Jr. (14-11-1)
J7	at Penn State+ (Palestra)	L	73-79	McDaniel (11-2-5)	Burnett (10-6-6)	Williams II (24-5-1)	Nkamhoua (13-9-3)	Reed, Jr. (5-4-1)
J11	at Maryland+	L	57-64	Llewellyn (9-4-3)	Burnett (7-5-3)	Williams II (10-2-1)	Nkamhoua (18-7-2)	Reed, Jr. (8-6-0)
J15	OHIO STATE+	W	73-65	McDaniel (15-3-4)	Burnett (7-10-4)	Williams II (18-5-3)	Nkamhoua (20-6-4)	Reed, Jr. (6-9-0)
J18	14/14 ILLINOIS+	L	73-88	McDaniel (14-2-6)	Burnett (4-4-1)	Williams II (8-3-0)	Nkamhoua (16-4-2)	Reed, Jr. (20-5-1)
J23	at 2/2 Purdue+	L	67-99	Llewellyn (16-0-3)	Burnett (7-3-4)	Williams II (10-8-1)	Nkamhoua (7-4-3)	Reed, Jr. (6-10-1)
J27	IOWA+	L	78-88	McDaniel (13-6-5)	Burnett (13-4-5)	Williams II (16-3-2)	Nkamhoua (13-6-3)	Reed, Jr. (7-7-1)
J30	at Michigan State+	L	62-81	Llewellyn (18-3-1)	Burnett (18-2-2)	Williams II (14-3-2)	Nkamhoua (9-7-3)	Reed, Jr. (5-9-0)
F3	RUTGERS+	L	59-69	McDaniel (10-1-3)	Burnett (5-4-2)	Williams II (7-2-1)	Nkamhoua (14-6-2)	Reed, Jr. (12-15-1)
F7	#11/9 Wisconsin+	W	72-68	McDaniel (16-2-0)	Burnett (8-2-2)	Williams II (10-6-0)	Nkamhoua (8-12-2)	Reed, Jr. (12-6-0)
F10	at Nebraska+	L	59-79	Llewellyn (8-3-2)	Burnett (18-5-3)	Williams II (9-5-3)	Nkamhoua (3-10-2)	Reed, Jr. (9-9-1)
F13	at 14/14 Illinois+	L	68-97	Llewellyn (4-1-2)	Burnett (6-1-1)	Williams II (17-6-0)	Nkamhoua (13-4-3)	Reed, Jr. (13-7-0)
F17	MICHIGAN STATE+	L	63-73	McDaniel (13-3-3)	Burnett (10-5-1)	Llewellyn (12-4-3)	Nkamhoua (11-4-4)	Reed, Jr. (15-11-0)
F22	at Northwestern+	L	62-76	Llewellyn (3-1-4)	Burnett (15-2-2)	Williams II (13-7-2)	Jackson (10-5-1)	Reed, Jr. (13-6-2)
F25	3/3 PURDUE+	L	76-84	McDaniel (19-3-6)	Burnett (12-3-0)	Williams II (11-5-3)	Tschetter (10-2-1)	Reed, Jr. (2-7-1)
F29	at Rutgers+	L	52-82	McDaniel (13-5-4)	Burnett (5-6-2)	Williams II (9-6-2)	Tschetter (7-5-1)	Reed, Jr. (12-8-1)
M3	at Ohio State+	L	61-84	McDaniel (19-4-3)	Burnett (8-2-0)	Williams II (13-2-2)	Tschetter (7-2-0)	Reed, Jr. (4-9-0)
M10	NEBRASKA+	L	70-85	McDaniel (17-3-5)	Burnett (7-3-3)	Williams II (14-4-0)	Tschetter (6-3-1)	Reed, Jr. (8-6-0)
M13	vs. B1G							
M14	vs. B1G							
M15	vs. B1G							
M16	vs. B1G							
M17	vs. B1G							



# History of Michigan Basketball

## QUICK FACTS

<b>City</b>	Ann Arbor, Michigan
<b>Population</b>	125,835
<b>Founded</b>	1817
<b>Enrollment</b>	51,225
<b>Nickname</b>	Wolverines
<b>School Colors</b>	Maize (PMS 116) Blue (PMS 282)
<b>Arena</b>	Crisler Center (12,707)
<b>Conference</b>	Santa J. Ono
<b>Athletics Director</b>	Warde Manuel

## THIS IS MICHIGAN BASKETBALL

<b>Record (107th, 1909, 1918-)</b>	<b>1704-1114</b>	<b>1591-1057</b>
<b>Big Ten</b>	<b>857-764</b>	<b>807-728</b>
<b>Non-Conference</b>	<b>847-350</b>	<b>784-329</b>
<b>Big Ten Titles</b>	15x (1921, 1926, 1927, 1927, 1948, 1964, 1965, 1966, 1974, 1977, 1985, 1986, 2012, 2014, 2021)	

## THE HOUSE THAT CAZZIE BUILT: CRISLER CENTER

<b>Record (57th; 1967-68)</b>	<b>688-192</b>	<b>630-178</b>
<b>Big Ten</b>	<b>347-146</b>	<b>315-135</b>
<b>Non-Conference</b>	<b>341-46</b>	<b>315-43</b>
<b>Capacity</b>	12,707 (269 sellouts)	
<b>Student Section</b>	"Maize Rage"   founded (1999-2000)	
<b>Retired Jersey (1)</b>	#33, Cazzie Russell (Dec. 11, 1993)	
<b>Honored Jerseys (4)</b>	#45, Rudy Tomjanovich (Feb. 8, 2003) #35, Phil Hubbard (Jan. 11, 2004) #41, Glen Rice (Feb. 20, 2005) #22, Bill Buntin (Jan. 7, 2006)	

## BIG TEN TOURNAMENT

<b>Appearances (26/24*)</b>	1998-present	
<b>Titles (3/2*)</b>	1998*, 2017, 2018	
<b>Runner-up (2)</b>	2014, 2019	
<b>No. 1 seed (2)</b>	2014, 2021	
<b>Record</b>	29-22	25-31
<b>First Round</b>	7-4	6-4
<b>Second Round</b>	4-2	4-2
<b>Quarterfinal</b>	10-9	9-8
<b>Semifinal</b>	5-5	4-5
<b>Title Game</b>	3-2	2-2

## NIT

<b>Appearances (11/10*)</b>	1971, 1980, 1981, 1984, 1991, 1997*, 2000, 2004, 2006, 2007, 2023	
<b>Titles (3/2*)</b>	1984, 1997*, 2004	
<b>Runner-up (1)</b>	2006	
<b>Record</b>	26-8	21-8
<b>at Home</b>	17-0	15-0
<b>on Road</b>	1-6	0-6
<b>at Madison Square Garden</b>	8-2	6-2
<b>Title Game</b>	3-1	2-1

## NCAA TOURNAMENT

<b>Appearances (31/27*)</b>	1948, 1964, 1965, 1966, 1974, 1975, 1976, 1977, 1985, 1986, 1987, 1988, 1989, 1990, 1992*, 1993*, 1994, 1995, 1996*, 1998*, 2009, 2011, 2012, 2013, 2014, 2016, 2017, 2018, 2019, 2021, 2022	
<b>National Titles (1)</b>	1989	
<b>National Runner-up (7/5*)</b>	1964, 1965, 1976, 1992*, 1993*, 2013, 2018	
<b>Record</b>	66-30	59-26
<b>Overtime</b>	6-2	6-2
<b>First Four</b>	1-0	1-0
<b>First Round</b>	21-5	19-4
<b>Second Round</b>	12-7	11-6
<b>Sweet 16</b>	14-4	13-4
<b>Elite Eight</b>	8-7	7-7
<b>Regional 3rd (1948)</b>	1-0	1-0
<b>Final Four</b>	7-1	5-1
<b>National 3rd (1964)</b>	1-0	1-0
<b>Title Games</b>	1-6	1-4

## Awards & Honors

• All-Americans	130x	38 Wolverines
• First Team	8x	last: Trey Burke (2013)
• Second Team	10x	last: Hunter Dickinson (2021)
• NCAA Player of the Year	2x	last: Trey Burke (2013)
• Academic All-America	11x	last: Franz Wagner (2021)
• All-Big Ten Honors	290x	101 Wolverines
• First Team	62x	26 Wolverines
• Second Team	87x	42 Wolverines
• Third Team	39x	27 Wolverines
• Honorable Mention	102x	64 Wolverines
• B1G Player of the Year	8x	last: Nik Stauskas (2014)
• B1G Coach of the Year	5x	last: Juwan Howard (2021)
• B1G Freshman of the Year	8x	last: Hunter Dickinson (2021)
• B1G Defensive Player of the Year	2x	last: Gary Grant (1987 & 1988)
• B1G Sixth Man of the Year	1x	last: Duncan Robinson (2018)
• B1G All-Freshman Team	13x	last: Jett Howard (2023)
• Academic All-Big Ten	98x	

## Big Ten Titles

- U-M has 15 Big Ten regular season titles -- 1921 (tri), 1926 (quad), 1927, 1929 (co), 1948, 1964 (co), 1965, 1966, 1974 (co), 1977, 1985, 1986, 2012 (tri), 2014, 2021
- U-M legends Cazzie Russell and Bill Buntin won three straight titles (1964, 1965, 1966). The duo also led the Wolverines to back-to-back Final Four's (1964 & 1965).
- The last Big Ten title was in 2021 (14-3) -- Juwan Howard's first season.
- Behind Big Ten Player of the Year Nik Stauskas, U-M won the 2014 regular season title by three games (15-3). It was the first outright title in 28 years.
- In 2012, U-M won a share of its first Big Ten title in 26 years. In fact, thanks to Ohio State's (William Buford) last second win over Michigan State, Michigan was able to claim a share of the title (13-5) along with the Buckeyes and Spartans.

## Big Ten Tournament

- U-M has three Big Ten Tournament titles (1998\*, 2017 & 2018), however, the 1998 title was vacated due to NCAA sanctions.
- U-M is one of six teams to win multiple tournament titles.
- U-M is the third team to win back-to-back titles (2017 & 2018)-- joining Michigan State (1999 & 2000) and Ohio State (2010 & 2011).
- U-M has twice earned the No. 1 seed (2014 & 2021)
- U-M holds the record for consecutive tournament wins with 10 (2017-19)
- U-M was the lowest seed to win the Big Ten Tournament (#8 in 2017).
- U-M won four games in four days, twice, leading to back-to-back titles (2017 & 2018). Iowa is the only other Big Ten team to win four straight games (4-0; 2001 & 2022, twice) and earning titles.

## NCAA Tournament

- U-M has 31 trips to the NCAA Tournament with a 66-29 record (59-25\*).
- U-M has advanced to the Sweet 16 (18x), including its last five appearances.
- U-M has advanced to the Elite Eight (15x), including four of its last eight trips.
- U-M has eight trips to the Final Four -- 1964, 1965, 1976, 1989, 1992\*, 1993\*, 2013 and 2018. U-M has advanced to the title game seven times (1-6).
- During U-M's "Shock the World" run, the Wolverines 1989 tournament was capped off with the dramatic 80-79 overtime win against Seton Hall. MOP Glen Rice set the NCAA Tournament record for most points in a single tournament with 184 (30.6 ppg) -- a record still held today.

## NBA Draft

- U-M has had 67 NBA Draft selections with 31 in the first round
- U-M has had six top 5 selections, including two No. 1 overall picks
  - No. 1: Cazzie Russell (1966, New York Knicks)
  - No. 1: Chris Webber (1993, Orlando/Golden State)
  - No. 2: Rudy Tomjanovich (1970, San Diego)
  - No. 3: Bill Buntin (1965, Detroit Pistons)
  - No. 4: Glen Rice (1989, Miami Heat)
  - No. 5: Juwan Howard (1994, Washington Bullets)
- Over the last three years, U-M has had two Wolverines selected in each draft
  - 2021: Franz Wagner (No. 8; Orlando), Isaiah Livers (No. 42; Detroit)
  - 2022: Caleb Houstan (No. 32; Orlando), Moussa Diabate (No. 43 Clippers)
  - 2023: Jett Howard (No. 11, Orlando), Kobe Bufkin (No. 15, Atlanta)
- Since 2011, U-M has had 17 selections (first: 11; second: 6)



# #ProBlue



NBA (11)	Michigan	NBA Team	Draft
Kobe Bufkin	2022-23	Atlanta Hawks	2023 (1st, 15th, Atlanta Hawks)
Moussa Diabate'	2021-22	Los Angeles Clippers	2022 (2nd, 43rd, L.A. Clippers)
Tim Hardaway, Jr.	2010-13	Dallas Mavericks	2013 (1st, 24th, N.Y. Knicks)
Caleb Houston	2021-22	Orlando Magic	2022 (2nd, 32nd, Orlando Magic)
Jett Howard	2023	Orlando Magic	2023 (1st, 11th, Orlando Magic)
Caris LeVert	2013-16	Cleveland Cavaliers	2016 (1st, 20th, Indiana Pacers)
Isaiah Livers	2018-21	Washington Wizards	2021 (2nd, 42nd, Detroit Pistons)
Jordan Poole	2017-19	Washington Wizards	2019 (1st, 28th, Golden State Warriors)
Duncan Robinson	2015-18	Miami Heat	Undrafted
Franz Wagner	2020-21	Orlando Magic	2021 (1st, 8th, Orlando Magic)
Moritz Wagner	2015-18	Orlando Magic	2018 (1st, 25th, L.A. Lakers)



NBA G League (4)	Michigan	NBA Team	Draft
Joey Baker	2023	Grand Rapids Gold	Undrafted
Zak Irvin	2014-17	Grand Rapids Gold	Undrafted
Glenn Robinson III	2013-14	Wisconsin Herd/Milwaukee Bucks	2014 (2nd, 40th, Minnesota Timberwolves)
Zavier Simpson	2017-20	Motor City Cruise/Detroit Pistons	Undrafted
D.J. Wilson	2015-16	Osceola Magic/Orlando Magic	2017 (1st, 17th, Milwaukee Bucks)



Overseas (11)	Michigan	NBA Team	Draft
Muhammad-Ali Abdur-Rahkman	2015-18	Turkey (Darussafaka Lassa)	Undrafted
Ignas Brazdeikis	2019	Greece (Olympiacos S.F.P. Piraeus)	2019 (2nd, 47th, Sacramento Kings)
Eli Brooks	2018-21	Italy (Pallacanestro Trieste)	Undrafted
Chaundee Brown, Jr.	2021	Germany (Oldenburg)	Undrafted
Manny Harris	2007-10	Lebanon (Sporting Al Riyadi Beirut)	Undrafted
DeVante' Jones	2022	France (Le Mans Sarthe Basket)	Undrafted
Charles Matthews	2018-19	Sweden (BC Lulea)	Undrafted
Jordan Morgan	2010-14	Greece (AEK Athens)	Undrafted
Adrien Nunez	2019-22	Dominican Republic (Metros de Santiago)	Undrafted
Mike Smith	2021	Turkey (TED Ankara)	Undrafted
Derrick Walton Jr.	2014-17	China (Zhejiang Guangsha Lions)	Undrafted




Out for Season (1)	Michigan	Last Team	Draft
Trey Burke	2011-13	NBA G League: Mexico City Capitanes	2013 (1st, 9th, Minnesota Timberwolves)

Free Agent (0)	Michigan	Last Team	Draft
----------------	----------	-----------	-------



Joey Baker



Kobe Bufkin




Trey Burke



Moussa Diabate'



Tim Hardaway, Jr.



Caleb Houston



Jett Howard



Zak Irvin



Caris LeVert




Isaiah Livers



Jordan Poole




Duncan Robinson



Glenn Robinson III



Zavier Simpson



Franz Wagner



Moritz Wagner



D.J. Wilson

### Did You Know?

Starting the 2023-24 season, Michigan has the fifth most active players in the NBA. The list includes Kentucky (26), Duke (24), UCLA (15), Kansas (12), Michigan (11), Gonzaga (11), Arkansas (10), Arizona (10), Texas (10) and Villanova (10)

#0 Dug McDaniel



**Dug McDaniel**

0

- » **Sophomore**
- » **5-11 Guard | 175**
- » **Washington, D.C.**
- » **St. Paul VI Catholic High School**
- » **College of LS&A (Undecided)**
- » **Born on January 8, 2003 (20) in Washington, D.C.**

Breakdown	2023-24	U-M
Games	25	59
Starts	25	51
Points (10+)	24	37
Points (20+)	6	7
Points (30+)	2	2
Rebounds (5+)	9	15
Assists (3+)	22	45
Assists (5+)	12	21
Blocks (3+)	0	0
Steals (3+)	2	6
Field Goals (5+)	17	26
3-Point FG (3+)	10	13
3-Point FG (5+)	2	2
Free Throws (5+)	4	6
Free Throws (10+)	1	1

Milestones	Needs	Career
200 Rebounds	2	198
75 Steals	9	66
100 3-Pointers	12	88
250 Assists	13	237
75 Games	16	59
800 Points	90	710

Statistic	Category	Total	Opponent	Date
Points	2023-24	33 (2x)	last: vs. Florida	12/19/2023
	Big Ten	20	Wisconsin	2/26/2023
	Career	33 (2x)	last: vs. Florida	12/19/2023
Rebounds	2023-24	8 (2x)	last: McNeese	12/29/2023
	Big Ten	8	Minnesota	1/22/2023
	Career	8 (4x)	last: McNeese	12/29/2023
Assists	2023-24	8 (2x)	last: vs. Stanford	11/23/2023
	Big Ten	9	at Northwestern	2/2/2023
	Career	9	at Northwestern	2/2/2023
Blocks	2023-24	1	vs. Florida	12/19/2023
	Big Ten	1	at Penn State	1/29/2023
	Career	1 (2x)	last: vs. Florida	12/19/2023
Steals	2023-24	3 (2x)	last: MSU	2/17/2024
	Big Ten	5	at Rutgers	2/23/2023
	Career	5	at Rutgers	2/23/2023
Field Goals	2023-24	12	at Oregon	12/2/2023
	Big Ten	7 (3x)	last: at Ohio State	3/3/24
	Career	12	at Oregon	12/2/2023
3-Field Goals	2023-24	7	at Oregon	12/2/2023
	Big Ten	5	Nebraska	3/10/2024
	Career	7	at Oregon	12/2/2023
Free Throws	2023-24	12	vs. Florida	12/19/2023
	Big Ten	7	Indiana	12/5/2023
	Career	12	vs. Florida	12/19/2023
Minutes	2023-24	45	vs. Florida	12/19/2023
	Big Ten	47	at Illinois (2OT)	3/2/2023
	Career	47	at Illinois (2OT)	3/2/2023

**Starting Five**

**New Nickname**

- Dug is looking to add the nickname "Speedy" for himself

**Who is Dug McDaniel?**

- Quick and agile guard; runs the point for the Wolverines
- Tough, relentless player, not afraid of contact
- Pushes tempo of the game and can outrun the defense
- Known for his play-making abilities; outstanding passer
- Possesses ability to make explosive plays
- Deceptive shooter with long range; however loves getting to basket
- Continues to work on running floater in the lane
- One of U-M's top defensive disruptor's
- Exceptional change of direction
- Continues to be mentored by Howard Eisle

**Where does "Dug" come from?**

- First name is Knasir with a middle name of Douglas - third generation name
- His aunt, Dana (McDaniel), is credited with calling him, "Dug" as a child
- She started it as a simple nickname reference and it has stuck ever since

**Dug McDaniel in 2023-24**

- Played, and started, 25 games
  - Missed six road games due to academic suspension
- Led U-M in scoring the entire season (16.6 ppg); an increase of +8.0
  - Has scored in double figures in 24-of-25 games
- Leads U-M with six 20-plus point games and two 30-plus
  - 22 points: UNC Asheville (Nov. 7)
  - 26 points: vs. St. John's (Nov. 13) at MSG (Gavitt Games)
  - 20 points: Long Beach State (Nov. 17)
  - 20 points: vs. Stanford (Nov. 23) at Battle 4 Atlantis
  - (career-best) 33 points: at Oregon (Dec. 2)
  - (career-best-tying) 33 points: vs. Florida (Dec. 19)
- Leads U-M with 55 three-pointers (2.2 per game)
  - Has 10 games of three-plus long range buckets
  - Had a career-high seven three-pointers at Oregon (Dec. 2)
- Leads U-M (for second straight season) with 4.6 assists per game
  - Posted second straight 100-assist season (115)
  - Has three-plus assists in 23-of-25 games
  - Has 13 games with five-plus assists
  - Had a season-best eight assists, twice:
    - UNC Asheville (Nov. 7) and vs. Stanford (Nov. 23)
- Averaging a career-best-pace 3.8 rebounds per game
  - Has 15 games with three-plus rebounds
  - Has seven games with five-plus rebounds
  - Had a career-high eight rebounds, twice:
    - vs. Florida (Dec. 19) and McNeese (Dec. 29)
- (tied) Leads U-M with 28 steals (1.1 spg)
  - Shooting 77.4 percent (65-for-84) at the free throw line
  - Had a career-best 12-for-13 free throw line vs. Florida (Dec. 19)
- Playing U-M best 35.5 minutes per game
  - In 25 games, has played 887 of a possible 1,015 minutes (87 percent)

**A Look at Dug's Freshman Season**

- One of four Wolverines to play in all 34 games
- Averaged 8.6 points per game; 13 games of 10-plus
- Averaged 3.1 rebounds per game; six games of five-plus
- Led U-M with 122 assists (3.6 apg); nine games of five-plus
- Second on U-M with 38 steals (1.1 spg); four games of three-plus
- Averaged 30.7 minutes per game

**Eligibility Answers (after 2023-24)**

- With no COVID-19 extension available, has two years of eligibility left

## Meet the Wolverines

Season	PPG	RPG	APG	W	L	G	S	MIN	Avg	FG	FGA	FG%	3FG	3FGA	3FG%	FT	FTA	FT%	OFF	DEF	REB	FL	AST	TO	BLK	STL	PTS
2022-23	8.6	3.1	3.6	18	16	34	26	1044	30.7	104	271	38.4%	33	93	35.5%	53	69	76.8%	9	95	104	42	122	56	1	38	294
2023-24	16.6	3.8	4.6	8	23	25	25	887	35.5	148	356	41.6%	55	145	37.9%	65	84	77.4%	18	76	94	45	115	59	1	28	416
<b>Career</b>	<b>12.0</b>	<b>3.4</b>	<b>4.0</b>	<b>26</b>	<b>39</b>	<b>59</b>	<b>51</b>	<b>1931</b>	<b>32.7</b>	<b>252</b>	<b>627</b>	<b>40.2%</b>	<b>88</b>	<b>238</b>	<b>37.0%</b>	<b>118</b>	<b>153</b>	<b>77.1%</b>	<b>27</b>	<b>171</b>	<b>198</b>	<b>87</b>	<b>237</b>	<b>115</b>	<b>2</b>	<b>66</b>	<b>710</b>

Date	Opponent	G	GS	MIN	FG	FGA	%	3FG	3FGA	%	FT	FTA	%	OFF	DEF	REB	FL	AST	TO	BLK	STL	PTS
11/7/2023	UNC Asheville	1	1	31	9	15	60.0%	4	9	44.4%	0	0	0.0%	0	2	2	2	8	2	0	1	22
11/10/2023	Youngstown State	1	1	29	6	13	46.2%	1	6	16.7%	3	3	100.0%	0	3	3	0	4	2	0	0	16
11/13/2023	vs. St. John's	1	1	38	8	16	50.0%	2	6	33.3%	8	8	100.0%	3	3	6	0	7	2	0	2	26
11/17/2023	Long Beach State	1	1	39	7	13	53.8%	5	8	62.5%	1	3	33.3%	1	1	2	2	6	6	0	2	20
11/22/2023	vs. Memphis	1	1	34	5	15	33.3%	0	3	0.0%	3	6	50.0%	1	6	7	4	3	1	0	0	13
11/23/2023	vs. Stanford	1	1	37	7	12	58.3%	0	2	0.0%	6	7	85.7%	0	1	1	1	8	1	0	1	20
11/24/2023	vs. Texas Tech	1	1	39	5	12	41.7%	2	5	40.0%	0	0	0.0%	0	3	3	0	3	2	0	3	12
12/2/2023	at Oregon	1	1	42	12	21	57.1%	7	12	58.3%	2	3	66.7%	1	3	4	0	3	3	0	0	33
12/5/2023	Indiana	1	1	38	3	14	21.4%	0	4	0.0%	7	10	70.0%	0	3	3	1	2	1	0	2	13
12/10/2023	at Iowa	1	1	35	4	12	33.3%	1	5	20.0%	2	2	100.0%	1	4	5	3	7	2	0	2	11
12/16/2023	Eastern Michigan	1	1	26	4	11	36.4%	3	6	50.0%	0	0	0.0%	0	2	2	4	4	1	0	0	11
12/19/2023	vs. Florida	1	1	45	9	19	47.4%	3	6	50.0%	12	13	92.3%	2	6	8	2	5	6	1	1	33
12/29/2023	McNeese	1	1	37	6	17	35.3%	4	10	40.0%	1	1	100.0%	1	7	8	3	5	4	0	0	17
1/4/2024	Minnesota	1	1	40	3	11	27.3%	1	4	25.0%	2	2	100.0%	1	5	6	3	6	4	0	1	9
1/7/2024	vs. Penn State	1	1	31	4	7	57.1%	1	3	33.3%	2	4	50.0%	0	2	2	4	5	4	0	0	11
1/11/2024	at Maryland	0	0	0	0	0	0.0%	0	0	0.0%	0	0	0.0%	0	0	0	0	0	0	0	0	0
1/15/2024	Ohio State	1	1	39	6	16	37.5%	3	6	50.0%	0	0	0.0%	0	3	3	0	4	3	0	0	15
1/18/2024	14/14 Illinois	1	1	35	7	18	38.9%	0	4	0.0%	0	1	0.0%	0	2	2	4	6	1	0	1	14
1/23/2024	at 2/2 Purdue	0	0	0	0	0	0.0%	0	0	0.0%	0	0	0.0%	0	0	0	0	0	0	0	0	0
1/27/2024	Iowa	1	1	38	4	13	30.8%	1	5	20.0%	4	4	100.0%	1	5	6	0	5	1	0	2	13
1/30/2024	at Michigan State	0	0	0	0	0	0.0%	0	0	0.0%	0	0	0.0%	0	0	0	0	0	0	0	0	0
2/3/2024	Rutgers	1	1	34	4	10	40.0%	2	6	33.3%	0	0	0.0%	1	0	1	2	3	1	0	0	10
2/7/2024	11/9 Wisconsin	1	1	25	6	15	40.0%	1	5	20.0%	3	4	75.0%	1	1	2	1	0	1	0	0	16
2/10/2024	at Nebraska	0	0	0	0	0	0.0%	0	0	0.0%	0	0	0.0%	0	0	0	0	0	0	0	0	0
2/13/2024	at 14/14 Illinois	0	0	0	0	0	0.0%	0	0	0.0%	0	0	0.0%	0	0	0	0	0	0	0	0	0
2/17/2024	Michigan State	1	1	38	4	13	30.8%	3	7	42.9%	2	4	50.0%	0	3	3	2	3	5	0	3	13
2/22/2024	at Northwestern	0	0	0	0	0	0.0%	0	0	0.0%	0	0	0.0%	0	0	0	0	0	0	0	0	0
2/25/2024	3/3 Purdue	1	1	38	7	20	35.0%	2	7	28.6%	3	3	100.0%	0	3	3	1	6	2	0	2	19
2/29/2024	at Rutgers	1	1	30	5	9	55.6%	3	3	100.0%	0	2	0.0%	1	4	5	3	4	2	0	2	13
3/3/2024	at Ohio State	1	1	36	7	21	33.3%	1	6	16.7%	4	4	100.0%	2	2	4	3	3	1	0	1	19
3/10/2024	Nebraska	1	1	33	6	13	46.2%	5	7	71.4%	0	0	0.0%	1	2	3	0	5	1	0	2	17
3/13/2024	vs. TBD																					
3/14/2024	vs. TBD																					
3/15/2024	vs. TBD																					
3/16/2024	vs. TBD																					
3/17/2024	vs. TBD																					
<b>2023-24</b>	<b>Total (Michigan)</b>	<b>25</b>	<b>25</b>	<b>887</b>	<b>148</b>	<b>356</b>	<b>41.6%</b>	<b>55</b>	<b>145</b>	<b>37.9%</b>	<b>65</b>	<b>84</b>	<b>77.4%</b>	<b>18</b>	<b>76</b>	<b>94</b>	<b>45</b>	<b>115</b>	<b>59</b>	<b>1</b>	<b>28</b>	<b>416</b>
	<b>Averages</b>			<b>35.5</b>	<b>5.9</b>	<b>14.2</b>		<b>2.2</b>	<b>5.8</b>		<b>2.6</b>	<b>3.4</b>		<b>0.7</b>	<b>3.0</b>	<b>3.8</b>	<b>1.8</b>	<b>4.6</b>	<b>2.4</b>	<b>0.0</b>	<b>1.1</b>	<b>16.6</b>



# #2 Tray Jackson



## Tray Jackson

2

- » Graduate Transfer
- » 6-10 Forward | 215
- » Detroit, Michigan
- » Sunrise Christian Academy (Kan.)
- » School of Social Work (Social Work)
- » Born on October 6, 2000 in Detroit, Michigan

Breakdown	MIZ	SH	U-M	All
Games	26	64	27	117
Starts	0	18	1	19
Points (10+)	1	18	3	22
Points (20+)	0	2	0	2
Rebounds (5+)	2	13	5	20
Assists (3+)	0	2	0	2
Blocks (3+)	0	0	0	0
Steals (3+)	0	0	0	0
Field Goals (5+)	0	8	1	9
3-Point FG (3+)	0	7	0	7
3-Point FG (5+)	0	2	0	2
Free Throws (5+)	0	2	1	3

Milestones	Need	Career
125 Games	8	117
300 Rebounds	8	292
75 3FGs	11	64
700 Points	72	628

## Off the Bench (U-M Sixth Man)

### Who is Tray Jackson?

- Detroit native returning to his home state: Missouri (1), Seton Hall (3)
- Portal transfer from Seton Hall, using NCAA COVID-19 extension
- Not a vocal player, however, mature and one of U-M's veteran leaders
- Versatile and athletic forward
- Stretches the defense with his perimeter shooting ability
- High energy and hustle on defense
- Loves a great chase-down and to block a shot
- Skilled ball-handler, who can drive to the rim
- Great rebounding instincts, which can lead to put back dunks

### Tray Jackson in 2023-24

- Played in 27 games, with one start
  - Considered a candidate for U-M's Sixth-Man
  - Playing 15.8 minutes off the bench
  - Missed four games after suffering a nose injury at Penn State (Jan. 7)
    - After small procedure, wore a protective mask for two games
- Averaging 5.2 points and 2.4 rebounds per game
  - Has three double figure scoring games
  - Had a season-best 17 points against Long Beach State (Nov. 17)
  - Had back-to-back 10 point games
    - First start at Northwestern (Feb. 22), then #3 Purdue (Feb. 25)
- Has 13 games with three-plus rebounds
  - Has five games grabbing a season-best five rebounds
- Has 11 assists, 12 blocks and five steals
- Has 11 dunks (45 FGs)

### Collegiate Career

- Missouri (2019-20): 26 games; averaged 2.9 points and 1.8 rebounds
- Seton Hall (2021-23): 64 games, averaged 6.4 points and 2.8 rebounds
  - 2021-22: helped Seton Hall to a 21-11 record (NCAA, No. 8 seed)
  - (2x) Big East All-Academic Team (2021, '22)

### Squaring off against the Wolverines

- With 13 points (5-for-6 FG), including a perfect 3-for-3 from long range, along with six rebounds, helped Seton Hall defeat Michigan (67-65) in the Gavitt Tipoff Games at Crisler Center (Nov. 16, 2021)

### Eligibility Answers (after 2023-24)

- Utilizing the NCAA's COVID-19 extension; his eligibility will be completed

Statistic	Category	Total	Opponent	Date
Points	2023-24	17	Long Beach State	11/17/2023
	Big Ten	10 (2x)	last: #3 Purdue	2/25/2024
	Career	21 (2x)	last: at Georgetown	2/1/2022
Rebounds	2023-24	5 (5x)	last: at Northwestern	2/22/2024
	Big Ten	5 (2x)	last: at Northwestern	2/22/2024
	Career	7 (2x)	last: at Georgetown	2/1/2022
Assists	2023-24	1 (11x)	last: at Northwestern	2/22/2024
	Big Ten	1 (5x)	last: at Northwestern	2/22/2024
	Career	3 (2x)	last: Alliance	12/4/2021
Blocks	2023-24	1 (12x)	last: at Ohio State	3/3/2024
	Big Ten	1 (7x)	last: at Ohio State	3/3/2024
	Career	2 (3x)	last: at Georgetown	2/1/2022
Steals	2023-24	2	at Nebraska	2/10/2024
	Big Ten	2	at Nebraska	2/10/2024
	Career	2 (4x)	last: at Nebraska	2/10/2024
Field Goals	2023-24	6	Long Beach State	11/17/2023
	Big Ten	4 (2x)	last: #3 Purdue	2/25/2024
	Career	8	Alliance	12/4/2021
3-Field Goals	2023-24	2	#3 Purdue	2/25/2024
	Big Ten	2	#3 Purdue	2/25/2024
	Career	5 (2x)	last: Alliance	12/4/2021
Free Throws	2023-24	6	at Iowa	12/10/2023
	Big Ten	6	at Iowa	12/10/2023
	Career	6	at Iowa	12/10/2023
Minutes	2023-24	28	at Northwestern	2/22/2024
	Big Ten	28	at Northwestern	2/22/2024
	Career	28	at Northwestern	2/22/2024

## Meet the Wolverines

Season	PPG	RPG	APG	W	L	G	S	MIN	Avg	FG	FGA	FG%	3FG	3FGA	3FG%	FT	FTA	FT%	OFF	DEF	REB	FL	AST	TO	BLK	STL	PTS
2019-20 (MIZ)	2.9	1.8	0.1	15	16	26	0	210	8.1	26	60	43.3%	6	26	23.1%	18	26	69.2%	11	36	47	25	3	20	3	5	76
2020-21 (SH)	1.3	1.3	0.0	14	13	3	0	14	4.7	1	4	25.0%	0	3	0.0%	2	2	100.0%	3	1	4	1	0	2	0	1	4
2021-22 (SH)	6.8	3.5	0.4	21	11	32	18	574	17.9	76	163	46.6%	34	86	39.5%	33	38	86.8%	23	88	111	62	12	36	7	14	219
2022-23 (SH)	6.5	2.2	0.2	17	16	29	0	425	14.7	66	141	46.8%	15	40	37.5%	42	60	70.0%	23	45	65	64	5	29	10	7	189
2023-24 (U-M)	5.2	2.4	0.4	8	23	27	1	427	15.8	45	111	40.5%	9	37	24.3%	41	57	71.9%	15	50	65	48	11	29	12	5	140
<b>Missouri</b>	<b>2.9</b>	<b>1.8</b>	<b>0.1</b>	<b>15</b>	<b>16</b>	<b>26</b>	<b>0</b>	<b>210</b>	<b>8.1</b>	<b>26</b>	<b>60</b>	<b>43.3%</b>	<b>6</b>	<b>26</b>	<b>23.1%</b>	<b>18</b>	<b>26</b>	<b>69.2%</b>	<b>11</b>	<b>36</b>	<b>47</b>	<b>25</b>	<b>3</b>	<b>20</b>	<b>3</b>	<b>5</b>	<b>76</b>
<b>Seton Hall</b>	<b>6.4</b>	<b>2.8</b>	<b>0.3</b>	<b>52</b>	<b>40</b>	<b>64</b>	<b>18</b>	<b>1013</b>	<b>15.8</b>	<b>143</b>	<b>308</b>	<b>46.4%</b>	<b>49</b>	<b>129</b>	<b>38.0%</b>	<b>77</b>	<b>100</b>	<b>77.0%</b>	<b>49</b>	<b>134</b>	<b>180</b>	<b>127</b>	<b>17</b>	<b>67</b>	<b>17</b>	<b>22</b>	<b>412</b>
<b>Michigan</b>	<b>5.2</b>	<b>2.4</b>	<b>0.4</b>	<b>8</b>	<b>23</b>	<b>27</b>	<b>1</b>	<b>427</b>	<b>15.8</b>	<b>45</b>	<b>111</b>	<b>40.5%</b>	<b>9</b>	<b>37</b>	<b>24.3%</b>	<b>41</b>	<b>57</b>	<b>71.9%</b>	<b>15</b>	<b>50</b>	<b>65</b>	<b>48</b>	<b>11</b>	<b>29</b>	<b>12</b>	<b>5</b>	<b>140</b>
<b>Career</b>	<b>5.4</b>	<b>2.5</b>	<b>0.3</b>	<b>75</b>	<b>79</b>	<b>117</b>	<b>19</b>	<b>1650</b>	<b>14.1</b>	<b>214</b>	<b>479</b>	<b>44.7%</b>	<b>64</b>	<b>192</b>	<b>33.3%</b>	<b>136</b>	<b>183</b>	<b>74.3%</b>	<b>75</b>	<b>220</b>	<b>292</b>	<b>200</b>	<b>31</b>	<b>116</b>	<b>32</b>	<b>32</b>	<b>628</b>

Date	Opponent	G	GS	MIN	FG	FGA	%	3FG	3FGA	%	FT	FTA	%	OFF	DEF	REB	FL	AST	TO	BLK	STL	PTS
11/7/2023	UNC Asheville	1	0	20	1	3	33.3%	0	0	0.0%	1	2	50.0%	1	3	4	2	1	1	1	0	3
11/10/2023	Youngstown State	1	0	18	2	8	25.0%	0	2	0.0%	2	2	100.0%	0	3	3	2	1	1	0	1	6
11/13/2023	vs. St. John's	1	0	11	2	4	50.0%	0	0	0.0%	0	0	0.0%	0	0	0	4	0	0	1	1	4
11/17/2023	Long Beach State	1	0	20	6	10	60.0%	1	4	25.0%	4	6	66.7%	1	4	5	2	0	2	1	0	17
11/22/2023	vs. Memphis	1	0	21	2	5	40.0%	1	2	50.0%	2	2	100.0%	3	0	3	1	1	4	0	0	7
11/23/2023	vs. Stanford	1	0	13	1	4	25.0%	0	1	0.0%	0	0	0.0%	1	4	5	1	1	1	1	0	2
11/24/2023	vs. Texas Tech	1	0	23	2	6	33.3%	0	2	0.0%	1	1	100.0%	0	3	3	1	0	1	1	0	5
12/2/2023	at Oregon	1	0	21	3	6	50.0%	0	3	0.0%	1	2	50.0%	1	4	5	3	0	2	0	0	7
12/5/2023	Indiana	1	0	19	2	3	66.7%	0	1	0.0%	1	1	100.0%	0	5	5	1	0	3	0	0	5
12/10/2023	at Iowa	1	0	16	1	1	100.0%	0	0	0.0%	6	6	100.0%	0	1	1	3	0	1	1	0	8
12/16/2023	Eastern Michigan	1	0	13	3	5	60.0%	1	2	50.0%	0	3	0.0%	1	1	2	2	1	1	0	0	7
12/19/2023	vs. Florida	1	0	11	0	0	0.0%	0	0	0.0%	0	0	0.0%	0	0	0	0	0	0	0	0	0
12/29/2023	McNeese	1	0	13	0	2	0.0%	0	1	0.0%	3	4	75.0%	1	0	1	3	1	1	0	0	3
1/4/2024	Minnesota	1	0	9	1	3	33.3%	0	2	0.0%	1	2	50.0%	0	1	1	0	0	0	0	0	3
1/7/2024	vs. Penn State	1	0	19	2	4	50.0%	1	1	100.0%	0	0	0.0%	0	4	4	2	1	1	0	0	5
1/11/2024	at Maryland	0	0	0	0	0	0.0%	0	0	0.0%	0	0	0.0%	0	0	0	0	0	0	0	0	0
1/15/2024	Ohio State	0	0	0	0	0	0.0%	0	0	0.0%	0	0	0.0%	0	0	0	0	0	0	0	0	0
1/18/2024	14/14 Illinois	0	0	0	0	0	0.0%	0	0	0.0%	0	0	0.0%	0	0	0	0	0	0	0	0	0
1/23/2024	at 2/2 Purdue	0	0	0	0	0	0.0%	0	0	0.0%	0	0	0.0%	0	0	0	0	0	0	0	0	0
1/27/2024	Iowa	1	0	4	1	1	100.0%	1	1	100.0%	2	2	100.0%	0	0	0	0	0	0	0	0	5
1/30/2024	at Michigan State	1	0	16	2	5	40.0%	0	1	0.0%	4	8	50.0%	2	1	3	2	1	1	1	0	8
2/3/2024	Rutgers	1	0	10	1	3	33.3%	1	2	50.0%	0	0	0.0%	0	1	1	0	1	1	0	0	3
2/7/2024	11/9 Wisconsin	1	0	13	0	2	0.0%	0	0	0.0%	2	2	100.0%	0	0	0	5	0	1	1	0	2
2/10/2024	at Nebraska	1	0	17	0	5	0.0%	0	1	0.0%	2	2	100.0%	1	1	2	1	1	0	1	2	2
2/13/2024	at 14/14 Illinois	1	0	14	2	4	50.0%	0	1	0.0%	2	4	50.0%	0	0	0	0	2	1	0	0	6
2/17/2024	Michigan State	1	0	12	0	1	0.0%	0	0	0.0%	0	0	0.0%	0	4	4	2	0	3	0	0	0
2/22/2024	at Northwestern	1	1	28	4	7	57.1%	1	1	100.0%	1	2	50.0%	1	4	5	2	1	1	1	0	10
2/25/2024	3/3 Purdue	1	0	22	4	8	50.0%	2	3	66.7%	0	0	0.0%	0	1	1	4	0	1	0	0	10
2/29/2024	at Rutgers	1	0	13	1	3	33.3%	0	1	0.0%	0	0	0.0%	0	1	1	2	0	0	0	0	2
3/3/2024	at Ohio State	1	0	15	0	3	0.0%	0	2	0.0%	2	2	100.0%	1	1	2	2	0	0	1	1	2
3/10/2024	Nebraska	1	0	17	2	5	40.0%	0	3	0.0%	4	4	100.0%	1	3	4	1	0	0	0	0	8
3/13/2024	vs. TBD																					
3/14/2024	vs. TBD																					
3/15/2024	vs. TBD																					
3/16/2024	vs. TBD																					
3/17/2024	vs. TBD																					
<b>2023-24</b>	<b>Total (Michigan)</b>	<b>27</b>	<b>1</b>	<b>428</b>	<b>45</b>	<b>111</b>	<b>40.5%</b>	<b>9</b>	<b>37</b>	<b>24.3%</b>	<b>41</b>	<b>57</b>	<b>71.9%</b>	<b>15</b>	<b>50</b>	<b>65</b>	<b>48</b>	<b>11</b>	<b>29</b>	<b>12</b>	<b>5</b>	<b>140</b>
	<b>Averages</b>			<b>15.9</b>	<b>1.7</b>	<b>4.1</b>		<b>0.3</b>	<b>1.4</b>		<b>1.5</b>	<b>2.1</b>		<b>0.6</b>	<b>1.9</b>	<b>2.4</b>	<b>1.8</b>	<b>0.4</b>	<b>1.1</b>	<b>0.4</b>	<b>0.2</b>	<b>5.2</b>

#3 Jaelin Llewellyn



**Jaelin Llewellyn**

**3**

- » Sixth-Year
- » 6-2 Guard | 190
- » Mississauga, Ontario
- » Virginia Episcopal School
- » School of Kinesiology (Sport Management masters)
- » Born on May 13, 1999 (24) in Mississauga, Ontario

Breakdown	PR	U-M	All
Games	76	27	103
Starts	76	15	91
Points (10+)	56	5	61
Points (20+)	16	0	16
Points (30+)	1	0	1
Rebounds (5+)	22	1	23
Rebounds (10+)	1	0	1
Assists (3+)	12	8	20
Blocks (3+)	0	0	0
Steals (3+)	3	0	3
Field Goals (5+)	45	2	47
Field Goals (10+)	4	0	4
3-Point FG (3+)	21	2	23
3-Point FG (5+)	3	0	3
Free Throws (5+)	8	2	10
Free Throws (10+)	1	0	1

Milestones	Need	Career
100 Starts	9	91
175 3-Pointers	15	160
250 Assists	15	235
500 Field Goals	58	442
400 Rebounds	60	340
1300 Points	79	1221

Statistic	Category	Total	Opponent	Date
Points	2023-24	18	at Michigan State	1/30/2024
	Big Ten	18	at Michigan State	1/30/2024
	Career	30	Cornell	3/7/2020
Rebounds	2023-24	4 (3x)	last: MSU	2/17/2024
	Big Ten	4 (3x)	last: MSU	2/17/2024
	Career	14	at Penn	1/4/2020
Assists	2023-24	4	at Northwestern	2/22/2024
	Big Ten	4	at Northwestern	2/22/2024
	Career	8	vs. Iona	12/15/2018
Blocks	2023-24	1	#11 Wisconsin	2/7/2024
	Big Ten	1	#11 Wisconsin	2/7/2024
	Career	2 (2x)	last: Monmouth	12/10/2019
Steals	2023-24	2	at Maryland	1/11/2024
	Big Ten	2	at Maryland	1/11/2024
	Career	4	at San Francisco	11/9/2019
Field Goals	2023-24	6	at Purdue	1/23/2024
	Big Ten	6	at Purdue	1/23/2024
	Career	10 (4x)	last: at Penn	3/5/2022
3-Field Goals	2023-24	4	at Michigan State	1/30/2024
	Big Ten	4	at Michigan State	1/30/2024
	Career	6	Yale	1/29/2022
Free Throws	2023-24	4	at Michigan State	1/30/2024
	Big Ten	4	at Michigan State	1/30/2024
	Career	10	at Columbia	2/9/2020
Minutes	2023-24	36	at Michigan State	1/30/2024
	Big Ten	36	at Michigan State	1/30/2024
	Career	44	vs. Iona	12/17/2019

**Off the Bench (Key Reserve)**

**Pronunciation**

- First name: "jay-lynn"
- Last name: "lou-elle-in"

**Who is Jaelin Llewellyn?**

- Quiet demeanor off the court; however is a big presence on floor
- Wants the credit to go to teammates; not searching for the spotlight
- Smart and selective striking guard with his drives or long range shooting
- Sees plays developing; ability to alert play call to counter defenses
- Scoring guard with quick first step and shifty play around the basket
- Just finds ways to get his teammates the ball
- Isn't afraid to draw contact creating and-1's or free throw opportunities
- Works with U-M's Mott Children's Hospital with visits, donation center

**Jaelin Llewellyn in 2023-24**

- Played in 19 games, with seven starts
- Returned to the floor at Oregon (Dec. 2), one year from ACL injury (Dec. 4)
  - Played 10 minutes, scored two points with two assists
- Averaging 5.3 points, 1.3 rebounds and 1.2 assists
  - Scored a season-best 18 points at Michigan State (Jan. 30)
  - Had 16 points at #2 Purdue (Jan. 23)
  - Had 12 points against Michigan State (Feb. 17)
- Shooting 41.3 percent on three-point field goals (19-for-46)
  - Made a season-best four three-pointers at Michigan State (4-for-6)
  - Went 6-for-12 (50 percent) against the Spartans
- Has eight games with two-plus assists
  - Had a season-best four at Northwestern (Feb. 22)

**A Look at Jaelin's U-M Graduate Year**

- Started eight games before suffering season ending injury
  - Suffered left knee (ACL) injury vs. Kentucky (Dec. 4, 2022) in London
- Averaged 7.0 points, 3.3 rebounds and 2.2 assists
- Had two-plus assists in all eight games

**Princeton Career**

- Princeton (2019-22): 76 games including playing 62 straight games
- Started all 76 games in his Princeton career
- (2x) All-Ivy League, first team (2022) & second team (2020)
- (2x) Ivy League Player of the Week (Nov. 15, 2021 & Jan. 6, 2020)
- NABC All-District second team (2022)
- Member of Princeton's 1,000-point Club: 1,078 (t-27th)
  - Recorded 56 double figure games
  - Had a career-best 30 points against Cornell (March 7, 2020)
  - Finished 9-for-16 FG (6-for-8 3FG) with 7-for-7 FT

**Eligibility Answers (after 2023-24)**

- Granted a medical hardship (6th-year) following his injury (2022-23); his eligibility will be completed



## Meet the Wolverines

Season	PPG	RPG	APG	W	L	G	S	MIN	Avg	FG	FGA	FG%	3FG	3FGA	3FG%	FT	FTA	FT%	OFF	DEF	REB	FL	AST	TO	BLK	STL	PTS
2018-19 (PR)	10.1	3.0	2.6	16	12	21	21	693	33.0	83	250	33.2%	24	95	25.3%	22	38	57.9%	12	52	64	34	55	37	4	12	212
2019-20 (PR)	15.3	12.0	2.3	14	13	27	27	901	33.4	140	358	39.1%	48	156	30.8%	85	109	78.0%	21	90	111	38	62	49	7	27	413
2020-21 (C19)	0.0	0.0	0.0	0	0	0	0	0	0.0	0	0	0.0%	0	0	0.0%	0	0	0.0%	0	0	0	0	0	0	0	0	0
2021-22 (PR)	15.7	4.1	2.6	23	7	28	28	910	32.5	168	376	44.7%	64	166	38.6%	39	56	69.6%	29	86	115	44	73	50	4	20	439
2022-23 (U-M)	7.0	3.3	2.8	18	16	8	8	212	26.5	17	55	30.9%	5	27	18.5%	17	25	68.0%	3	23	26	14	22	9	1	5	56
2023-24 (U-M)	5.3	1.3	1.2	8	23	19	7	344	18.1	34	89	38.2%	19	46	41.3%	14	20	70.0%	4	20	24	26	23	31	1	6	101
<b>Princeton</b>	<b>14.0</b>	<b>3.8</b>	<b>2.5</b>	<b>53</b>	<b>32</b>	<b>76</b>	<b>76</b>	<b>2504</b>	<b>32.9</b>	<b>391</b>	<b>984</b>	<b>39.7%</b>	<b>136</b>	<b>417</b>	<b>32.6%</b>	<b>146</b>	<b>203</b>	<b>71.9%</b>	<b>62</b>	<b>228</b>	<b>290</b>	<b>116</b>	<b>190</b>	<b>136</b>	<b>15</b>	<b>59</b>	<b>1064</b>
<b>Michigan</b>	<b>5.8</b>	<b>1.9</b>	<b>1.7</b>	<b>26</b>	<b>39</b>	<b>27</b>	<b>15</b>	<b>556</b>	<b>20.6</b>	<b>51</b>	<b>144</b>	<b>35.4%</b>	<b>24</b>	<b>73</b>	<b>32.9%</b>	<b>31</b>	<b>45</b>	<b>68.9%</b>	<b>7</b>	<b>43</b>	<b>50</b>	<b>40</b>	<b>45</b>	<b>40</b>	<b>2</b>	<b>11</b>	<b>157</b>
<b>Career</b>	<b>11.9</b>	<b>3.3</b>	<b>2.3</b>	<b>79</b>	<b>71</b>	<b>103</b>	<b>91</b>	<b>3060</b>	<b>29.7</b>	<b>442</b>	<b>1128</b>	<b>39.2%</b>	<b>160</b>	<b>490</b>	<b>32.7%</b>	<b>177</b>	<b>248</b>	<b>71.4%</b>	<b>69</b>	<b>271</b>	<b>340</b>	<b>156</b>	<b>235</b>	<b>176</b>	<b>17</b>	<b>70</b>	<b>1221</b>

Date	Opponent	G	GS	MIN	FG	FGA	%	3FG	3FGA	%	FT	FTA	%	OFF	DEF	REB	FL	AST	TO	BLK	STL	PTS
11/7/2023	UNC Asheville	0	0	0	0	0	0.0%	0	0	0.0%	0	0	0.0%	0	0	0	0	0	0	0	0	0
11/10/2023	Youngstown State	0	0	0	0	0	0.0%	0	0	0.0%	0	0	0.0%	0	0	0	0	0	0	0	0	0
11/13/2023	vs. St. John's	0	0	0	0	0	0.0%	0	0	0.0%	0	0	0.0%	0	0	0	0	0	0	0	0	0
11/17/2023	Long Beach State	0	0	0	0	0	0.0%	0	0	0.0%	0	0	0.0%	0	0	0	0	0	0	0	0	0
11/22/2023	vs. Memphis	0	0	0	0	0	0.0%	0	0	0.0%	0	0	0.0%	0	0	0	0	0	0	0	0	0
11/23/2023	vs. Stanford	0	0	0	0	0	0.0%	0	0	0.0%	0	0	0.0%	0	0	0	0	0	0	0	0	0
11/24/2023	vs. Texas Tech	0	0	0	0	0	0.0%	0	0	0.0%	0	0	0.0%	0	0	0	0	0	0	0	0	0
12/2/2023	at Oregon	1	0	10	1	2	50.0%	0	1	0.0%	0	0	0.0%	0	0	0	0	2	1	0	0	2
12/5/2023	Indiana	1	0	8	1	1	100.0%	1	1	100.0%	0	0	0.0%	0	1	1	2	0	2	0	0	3
12/10/2023	at Iowa	0	0	0	0	0	0.0%	0	0	0.0%	0	0	0.0%	0	0	0	0	0	0	0	0	0
12/16/2023	Eastern Michigan	1	0	16	1	2	50.0%	1	2	50.0%	0	0	0.0%	0	1	1	0	2	0	0	0	3
12/19/2023	vs. Florida	1	0	5	1	2	50.0%	1	1	100.0%	0	0	0.0%	0	0	0	1	0	2	0	0	3
12/29/2023	McNeese	0	0	0	0	0	0.0%	0	0	0.0%	0	0	0.0%	0	0	0	0	0	0	0	0	0
1/4/2024	Minnesota	0	0	0	0	0	0.0%	0	0	0.0%	0	0	0.0%	0	0	0	0	0	0	0	0	0
1/7/2024	vs. Penn State	1	0	7	0	2	0.0%	0	1	0.0%	0	0	0.0%	0	0	0	0	0	1	0	0	0
1/11/2024	at Maryland	1	1	33	3	11	27.3%	2	4	50.0%	1	2	50.0%	1	3	4	1	3	3	0	2	9
1/15/2024	Ohio State	1	0	1	0	0	0.0%	0	0	0.0%	0	0	0.0%	0	0	0	0	0	0	0	0	0
1/18/2024	14/14 Illinois	1	0	13	3	3	100.0%	1	1	100.0%	0	1	0.0%	0	1	1	1	0	1	0	0	7
1/23/2024	at 2/2 Purdue	1	1	28	6	12	50.0%	3	6	50.0%	1	1	100.0%	0	0	0	3	3	3	0	1	16
1/27/2024	Iowa	1	1	5	0	0	0.0%	0	0	0.0%	0	0	0.0%	0	0	0	1	0	0	0	0	0
1/30/2024	at Michigan State	1	1	36	5	9	55.6%	4	6	66.7%	4	6	66.7%	1	2	3	1	1	4	0	0	18
2/3/2024	Rutgers	1	0	13	1	2	50.0%	1	2	50.0%	0	0	0.0%	0	0	0	0	1	0	0	0	3
2/7/2024	11/9 Wisconsin	1	0	22	2	4	50.0%	1	3	33.3%	0	0	0.0%	1	3	4	2	1	3	1	0	5
2/10/2024	at Nebraska	1	1	34	3	12	25.0%	2	7	28.6%	0	0	0.0%	1	2	3	2	2	2	0	0	8
2/13/2024	at 14/14 Illinois	1	1	27	1	7	14.3%	0	3	0.0%	2	2	100.0%	0	1	1	3	2	2	0	1	4
2/17/2024	Michigan State	1	1	35	4	11	36.4%	2	6	33.3%	2	2	100.0%	0	4	4	4	3	3	0	1	12
2/22/2024	at Northwestern	1	1	28	1	3	33.3%	0	0	0.0%	1	2	50.0%	0	1	1	3	4	2	0	0	3
2/25/2024	3/3 Purdue	0	0	0	0	0	0.0%	0	0	0.0%	0	0	0.0%	0	0	0	0	0	0	0	0	0
2/29/2024	at Rutgers	1	0	11	0	4	0.0%	0	1	0.0%	0	0	0.0%	0	1	1	0	0	1	0	0	0
3/3/2024	at Ohio State	0	0	0	0	0	0.0%	0	0	0.0%	0	0	0.0%	0	0	0	0	0	0	0	0	0
3/10/2024	Nebraska	1	0	12	1	2	50.0%	0	1	0.0%	3	4	75.0%	0	0	0	2	0	0	0	1	5
3/13/2024	vs. TBD																					
3/14/2024	vs. TBD																					
3/15/2024	vs. TBD																					
3/16/2024	vs. TBD																					
3/17/2024	vs. TBD																					
<b>2023-24</b>	<b>Total (Michigan)</b>	<b>19</b>	<b>8</b>	<b>344</b>	<b>34</b>	<b>89</b>	<b>38.2%</b>	<b>19</b>	<b>46</b>	<b>41.3%</b>	<b>14</b>	<b>20</b>	<b>70.0%</b>	<b>4</b>	<b>20</b>	<b>24</b>	<b>26</b>	<b>23</b>	<b>31</b>	<b>1</b>	<b>6</b>	<b>101</b>
	<b>Averages</b>			<b>18.1</b>	<b>1.8</b>	<b>4.7</b>		<b>1.0</b>	<b>2.4</b>		<b>0.7</b>	<b>1.1</b>		<b>0.2</b>	<b>1.1</b>	<b>1.3</b>	<b>1.4</b>	<b>1.2</b>	<b>1.6</b>	<b>0.1</b>	<b>0.3</b>	<b>5.3</b>

Double-Doubles	Date	Points	Rebs	Team
at Penn	1/4/2018	18	14	Princeton

# #4 Nimari Burnett



## Nimari Burnett

- » Graduate Transfer
- » 6-2 Guard | 200
- » Chicago, Illinois
- » Prolific Prep (Napa, Calif.)
- » U-M School of Social Work (Social Work)
- » Born on December 20, 2001 (21) in Chicago, Illinois

4

Breakdown	TT	ALA	U-M	All
Games	12	27	31	70
Starts	0	9	31	40
Points (10+)	2	5	15	22
Points (20+)	0	0	1	1
Rebounds (5+)	0	0	13	13
Rebounds (10+)	0	0	1	1
Assists (3+)	2	1	12	15
Blocks (3+)	1	0	0	1
Steals (3+)	2	0	2	4
Field Goals (5+)	0	2	7	9
3-Point FG (3+)	0	5	7	12
3-Point FG (5+)	0	1	0	1
Free Throws (5+)	4	1	0	5

Milestones	Need	Current
75 Games	5	70
100 3-Pointers	20	80
150 Assists	46	104
250 Rebounds	48	202
600 Points	90	510

Statistic	Category	Total	Opponent	Date
Points	2023-24	21	at St. John's	11/13/2023
	Big Ten	18	at Nebraska	2/10/2024
	Career	21	at St. John's	11/13/2023
Rebounds	2023-24	10	Ohio State	1/15/2024
	Big Ten	10	Ohio State	1/15/2024
	Career	10	Ohio State	1/15/2024
Assists	2023-24	6	at PSU (Palestra)	1/7/2024
	Big Ten	6	at PSU (Palestra)	1/7/2024
	Career	6	at PSU (Palestra)	1/7/2024
Blocks	2023-24	2	vs. Texas Tech	11/24/2023
	Big Ten	1 (6x)	last: at Northwestern	2/22/2024
	Career	3	Troy	12/4/2020
Steals	2023-24	5	vs. Florida	12/19/2023
	Big Ten	2 (2x)	last: #11 Wisconsin	2/7/2024
	Career	6	vs. Grambling State	12/6/2020
Field Goals	2023-24	8	at St. John's	11/13/2023
	Big Ten	7	at Nebraska	2/10/2024
	Career	8	at St. John's	11/13/2023
3-Field Goals	2023-24	4 (2x)	last: vs. Memphis	11/22/2023
	Big Ten	3 (3x)	last: at Northwestern	2/22/2024
	Career	5	Jacksonville State	11/18/2022
Free Throws	2023-24	4 (4x)	last: Minnesota	1/4/2024
	Big Ten	4 (3x)	last: Minnesota	1/4/2024
	Career	8	Abilene Christian	12/9/2020
Minutes	2023-24	44	vs. Florida	12/19/2023
	Big Ten	37	Ohio State	1/15/2024
	Career	44	vs. Florida	12/19/2023

## Starting Five

### Pronunciation

- First name: "nih-mahr-ee"
- Last name: "burr-net"

### Who is Nimari Burnett?

- Lengthy combo guard
- Plays multiple perimeter positions
- Strong defender; drawing and asking to guard opponent's top player
- Capable and willing shooter, especially in catch-and-shoot situations
- Attacks the basket; looks to create free throw chances
- Cerebral player with strong knowledge and feel for the game
- Native of Chicago, known the Howard family for long time

### Nimari Burnett in 2023-24

- Only Wolverine to start all 31 games
- Fourth on U-M with 9.5 points per game -- a career-best-pace
  - Has 15 double figure scoring games
  - Scored a career-best 21 points at St. John's (Nov. 13) -- all in first half
    - Recorded first career 20-plus point game
    - In first half was 8-for-8 from floor (4-for-4 3FG & 1-for-2 FTs)
- Third on U-M with 49 three-pointers
  - 28 of his 49 three-pointers have been made on the road
- Averaging 4.1 rebounds per game -- a career-best-pace
  - Has 13 games with five-plus rebounds
  - Had a career-best 10 rebounds against Ohio State (Jan. 15)
- Averaging 2.4 assists per game -- a career-best-pace
  - Has 12 games with three-plus assists
  - Had a career-best six assists at Penn State (Jan. 7) at the Palestra
- (tie) Leads U-M with 28 steals
  - Had a season-best five steals vs. Florida (Dec. 19)
- Playing 31.2 minutes per game -- a career-best-pace
  - Averaging nearly double better than any prior season (17.7; 2020-21)
  - Recorded three 40-plus minute games
    - Had a career-best 44 minutes (2OT) vs. Florida

### Collegiate Career

- Texas Tech (2020-21): 12 games; left program at the semester break
- Alabama (2021-22): medically redshirted (knee)
- Alabama (2022-23): 27 games; averaged 5.6 points and 2.0 rebounds; helped the Tide to a 31-6 record, the SEC regular season title (16-2), the SEC Tournament title and No. 1 overall seed at the NCAA Tournament

### USA Basketball

- Played on 2019 USA 3X3 team at FIBA U18 World Cup
  - Helped the U.S. to its first ever gold medal (7-0) in Mongolia
  - Fifth among all tournament players with 40 total points.
    - Team: Devin Askew (Cal), Dawson Garcia (Minnesota), Ryan Morton (Purdue)
    - Qualified for the World Cup with Team Attack; gold medal (8-0)
- Participated in 2019 U.S. Men's U19 World Cup Team training camp
- Participated in 2019 U.S. Junior National Team mini-camps (April & October)

### Eligibility Answers (after 2023-24)

- Could have two years of eligibility remaining; redshirted (2021-22); could use NCAA's COVID-19 extension for additional year

## Meet The Wolverines

Season	PPG	RPG	APG	W	L	G	S	MIN	Avg	FG	FGA	FG%	3FG	3FGA	3FG%	FT	FTA	FT%	OFF	DEF	REB	FL	AST	TO	BLK	STL	PTS
2020-21 (TT)	5.3	1.8	0.9	18	11	12	0	212	17.7	14	50	28.0%	4	23	17.4%	32	36	88.9%	6	16	22	21	11	17	6	17	64
2021-22 (RS)	0.0	0.0	0.0	19	14	0	0	0	0.0	0	0	0.0%	0	0	0.0%	0	0	0.0%	0	0	0	0	0	0	0	0	0
2022-23 (ALA)	5.6	2.0	0.7	31	6	27	9	395	14.6	46	125	36.8%	27	84	32.1%	32	41	78.0%	18	35	53	47	20	26	4	10	151
2023-24 (U-M)	9.5	4.1	2.4	8	23	31	31	966	31.2	101	252	40.1%	49	145	33.8%	44	60	73.3%	26	101	127	80	73	52	12	28	295
<b>Texas Tech</b>	<b>5.3</b>	<b>1.8</b>	<b>0.9</b>	<b>18</b>	<b>11</b>	<b>12</b>	<b>0</b>	<b>212</b>	<b>17.7</b>	<b>14</b>	<b>50</b>	<b>28.0%</b>	<b>4</b>	<b>23</b>	<b>17.4%</b>	<b>32</b>	<b>36</b>	<b>88.9%</b>	<b>6</b>	<b>16</b>	<b>22</b>	<b>21</b>	<b>11</b>	<b>17</b>	<b>6</b>	<b>17</b>	<b>64</b>
<b>Alabama</b>	<b>5.6</b>	<b>2.0</b>	<b>0.7</b>	<b>31</b>	<b>6</b>	<b>27</b>	<b>9</b>	<b>395</b>	<b>14.6</b>	<b>46</b>	<b>125</b>	<b>36.8%</b>	<b>27</b>	<b>84</b>	<b>32.1%</b>	<b>32</b>	<b>41</b>	<b>78.0%</b>	<b>18</b>	<b>35</b>	<b>53</b>	<b>47</b>	<b>20</b>	<b>26</b>	<b>4</b>	<b>10</b>	<b>151</b>
<b>Michigan</b>	<b>9.5</b>	<b>4.1</b>	<b>2.4</b>	<b>8</b>	<b>23</b>	<b>31</b>	<b>31</b>	<b>966</b>	<b>31.2</b>	<b>101</b>	<b>252</b>	<b>40.1%</b>	<b>49</b>	<b>145</b>	<b>33.8%</b>	<b>44</b>	<b>5</b>	<b>880.0%</b>	<b>26</b>	<b>101</b>	<b>127</b>	<b>80</b>	<b>73</b>	<b>52</b>	<b>12</b>	<b>28</b>	<b>295</b>
<b>Career</b>	<b>7.3</b>	<b>2.9</b>	<b>1.5</b>	<b>76</b>	<b>54</b>	<b>70</b>	<b>40</b>	<b>1573</b>	<b>22.5</b>	<b>161</b>	<b>427</b>	<b>37.7%</b>	<b>80</b>	<b>252</b>	<b>31.7%</b>	<b>108</b>	<b>137</b>	<b>78.8%</b>	<b>50</b>	<b>152</b>	<b>202</b>	<b>148</b>	<b>104</b>	<b>95</b>	<b>22</b>	<b>55</b>	<b>510</b>

Date	Opponent	G	GS	MIN	FG	FGA	%	3FG	3FGA	%	FT	FTA	%	OFF	DEF	REB	FL	AST	TO	BLK	STL	PTS					
11/7/2023	UNC Asheville	1	1	20	4	7	57.1%	2	3	66.7%	3	3	100.0%	2	3	5	4	2	0	0	1	13					
11/10/2023	Youngstown State	1	1	25	0	3	0.0%	0	3	0.0%	0	0	0.0%	0	2	2	2	5	3	1	0	0					
11/13/2023	vs. St. John's	1	1	35	8	13	61.5%	4	7	57.1%	1	2	50.0%	1	2	3	3	2	3	0	0	21					
11/17/2023	Long Beach State	1	1	27	2	9	22.2%	1	7	14.3%	0	0	0.0%	0	5	5	2	1	1	0	0	5					
11/22/2023	vs. Memphis	1	1	40	6	12	50.0%	4	6	66.7%	0	1	0.0%	1	8	9	0	2	1	1	3	16					
11/23/2023	vs. Stanford	1	1	37	4	9	44.4%	2	5	40.0%	0	0	0.0%	1	5	6	0	2	2	0	2	10					
11/24/2023	vs. Texas Tech	1	1	27	1	10	10.0%	0	4	0.0%	0	1	0.0%	1	4	5	3	1	0	2	0	2					
12/2/2023	at Oregon	1	1	40	4	8	50.0%	3	5	60.0%	2	2	100.0%	1	4	5	3	3	4	0	1	13					
12/5/2023	Indiana	1	1	27	0	4	0.0%	0	3	0.0%	4	4	100.0%	0	1	1	4	3	0	0	0	4					
12/10/2023	at Iowa	1	1	32	4	11	36.4%	2	8	25.0%	4	5	80.0%	1	2	3	2	4	1	1	1	14					
12/16/2023	Eastern Michigan	1	1	32	5	7	71.4%	3	5	60.0%	1	3	33.3%	2	0	2	4	3	2	0	0	14					
12/19/2023	vs. Florida	1	1	44	3	11	27.3%	0	5	0.0%	4	4	100.0%	2	4	6	5	2	2	1	5	10					
12/29/2023	McNeese	1	1	26	2	11	18.2%	2	8	25.0%	0	1	0.0%	1	3	4	4	2	2	1	0	6					
1/4/2024	Minnesota	1	1	35	6	9	66.7%	1	3	33.3%	4	5	80.0%	2	2	4	2	0	0	0	1	17					
1/7/2024	vs. Penn State	1	1	34	3	8	37.5%	2	6	33.3%	2	3	66.7%	1	5	6	4	6	1	1	2	10					
1/11/2024	at Maryland	1	1	35	2	9	22.2%	1	5	20.0%	2	3	66.7%	1	4	5	3	3	1	1	1	7					
1/15/2024	Ohio State	1	1	37	2	4	50.0%	1	2	50.0%	2	4	50.0%	1	9	10	2	4	1	1	1	7					
1/18/2024	14/14 Illinois	1	1	18	1	5	20.0%	0	0	0.0%	2	2	100.0%	1	3	4	2	1	3	0	0	4					
1/23/2024	at 2/2 Purdue	1	1	30	2	9	22.2%	1	5	20.0%	2	2	100.0%	0	3	3	1	4	1	0	0	7					
1/27/2024	Iowa	1	1	34	4	10	40.0%	3	6	50.0%	2	2	100.0%	3	1	4	4	5	2	0	1	13					
1/30/2024	at Michigan State	1	1	27	2	7	28.6%	2	6	33.3%	2	2	100.0%	1	1	2	2	2	0	1	1	8					
2/3/2024	Rutgers	1	1	33	2	7	28.6%	1	6	16.7%	0	0	0.0%	0	4	4	2	2	2	0	0	5					
2/7/2024	11/9 Wisconsin	1	1	25	3	7	42.9%	2	4	50.0%	0	0	0.0%	0	2	2	4	2	0	0	2	8					
2/10/2024	at Nebraska	1	1	34	7	10	70.0%	3	6	50.0%	1	2	50.0%	0	5	5	1	3	2	0	0	18					
2/13/2024	at 14/14 Illinois	1	1	28	2	6	33.3%	0	1	0.0%	2	2	100.0%	0	1	1	2	1	3	0	1	6					
2/17/2024	Michigan State	1	1	33	4	4	100.0%	2	2	100.0%	0	0	0.0%	1	4	5	3	1	1	0	1	10					
2/22/2024	at Northwestern	1	1	35	6	8	75.0%	3	5	60.0%	0	1	0.0%	0	2	2	0	2	3	1	1	15					
2/25/2024	3/3 Purdue	1	1	28	5	9	55.6%	2	4	50.0%	0	0	0.0%	1	2	3	3	0	1	0	1	12					
2/29/2024	at Rutgers	1	1	32	1	8	12.5%	1	7	14.3%	2	2	100.0%	0	6	6	2	2	5	0	1	5					
3/3/2024	at Ohio State	1	1	21	4	7	57.1%	0	1	0.0%	0	2	0.0%	0	2	2	5	0	2	0	0	8					
3/10/2024	Nebraska	1	1	33	2	10	20.0%	1	7	14.3%	2	2	100.0%	1	2	3	2	3	3	0	1	7					
3/13/2024	vs. TBD																										
3/14/2024	vs. TBD																										
3/15/2024	vs. TBD																										
3/16/2024	vs. TBD																										
3/17/2024	vs. TBD																										
<b>2023-24</b>	<b>Total (Michigan)</b>	<b>31</b>	<b>31</b>	<b>964</b>	<b>101</b>	<b>252</b>	<b>40.1%</b>	<b>49</b>	<b>145</b>	<b>33.8%</b>	<b>44</b>	<b>60</b>	<b>73.3%</b>	<b>26</b>	<b>101</b>	<b>127</b>	<b>80</b>	<b>73</b>	<b>52</b>	<b>12</b>	<b>28</b>	<b>295</b>					
	<b>Averages</b>			<b>31.1</b>	<b>3.3</b>	<b>8.1</b>		<b>1.6</b>	<b>4.7</b>		<b>1.4</b>	<b>1.9</b>		<b>0.8</b>	<b>3.3</b>	<b>4.1</b>	<b>2.6</b>	<b>2.4</b>	<b>1.7</b>	<b>0.4</b>	<b>0.9</b>	<b>9.5</b>					



# #5 Terrance Williams II



**Terrance Williams II**

**5**

- » Senior
- » 6-7 Forward | 225
- » Clinton, Maryland
- » Gonzaga College High School
- » School of Kinesiology (Sport Management)
- » December 1, 2000 (23) in Washington, D.C.

Breakdown	2023-24	U-M
Games	30	114
Starts	30	57
Points (10+)	23	33
Points (20+)	2	3
Rebounds (5+)	14	42
Rebounds (10+)	0	4
Assists (3+)	6	10
Blocks (3+)	0	0
Steals (3+)	0	0
Field Goals (5+)	11	14
3-Point FG (3+)	8	12
Free Throws (5+)	2	5

Milestones	Needs	Current
100 Assists	7	93
100 3-Pointers	10	90
125 Games	11	114
800 Points	48	752
500 Rebounds	61	439

Statistic	Category	Total	Opponent	Date
Points	2023-24	24	at PSU (Palestra)	1/7/2024
	Big Ten	24	at PSU (Palestra)	1/7/2024
	Career	24	at PSU (Palestra)	1/7/2024
Rebounds	2023-24	8 (2x)	last: at Purdue	1/23/2024
	Big Ten	13	at Maryland	1/19/2023
	Career	13	at Maryland	1/19/2023
Assists	2023-24	3 (6x)	last: #3 Purdue	2/25/2024
	Big Ten	3 (6x)	last: #3 Purdue	2/25/2024
	Career	3 (10x)	last: #3 Purdue	2/25/2024
Blocks	2023-24	2 (2x)	last: Rutgers	2/3/2024
	Big Ten	2	Rutgers	2/3/2024
	Career	2 (2x)	last: Rutgers	2/3/2024
Steals	2023-24	2 (4x)	last: at #14 Illinois	2/13/2024
	Big Ten	2 (2x)	last: at #14 Illinois	2/13/2024
	Career	2 (6x)	last: at #14 Illinois	2/13/2024
Field Goals	2023-24	8	at PSU (Palestra)	1/7/2024
	Big Ten	9	at Nebraska	12/7/2021
	Career	9	at Nebraska	12/7/2021
3-Field Goals	2023-24	5	Ohio State	1/15/2024
	Big Ten	5	Ohio State	1/15/2024
	Career	5	Ohio State	1/15/2024
Free Throws	2023-24	7	at #14 Illinois	2/13/2024
	Big Ten	7	at #14 Illinois	2/13/2024
	Career	7 (2x)	last: at #14 Illinois	2/13/2024
Minutes	2023-24	45	vs. Florida	12/19/2023
	Big Ten	37 (2x)	last: Iowa	1/27/2024
	Career	45	vs. Florida	12/19/2023

## Starting Five

### Broadcast Request

- Respectfully asks the reference "the second" as much as possible

### Who is Terrance Williams II?

- Simply does what he can, or necessary, to help Michigan win
- Known for consistent effort and selfless attitude
- Versatile "hybrid" inside/out player
- Strong rebounder, who just finds ways to get that key board
- Efficient shooter with a variety of post moves
- Worked tirelessly on his shot over the summer
- Quiet demeanor, however, physically tough and not afraid of contact
- Veteran presence, who leads by example

### Terrance Williams II in 2023-24

- Started 30 games
  - Missed one game -- Michigan State (Feb. 17) -- due to illness
- Averaging 12.3 points per game -- a career-best-pace
  - Averaging double that of any prior season (6.1 ppg, 2022-23)
  - Scored in double figures in 23 games, with two 20-plus games
    - Had a career-best 24 points at Penn State (Jan. 7) at the Palestra
    - Had 20 points against McNeese (Dec. 29)
- Second on U-M with 52 three-pointers -- career-best
  - Shooting 40.0 percent -- a career-best-pace
  - Has nine games with three-plus three-pointers
  - Had a career-best five three-pointers against Ohio State (Jan. 15; 5-for-5)
- Averaging 4.4 rebounds per game
  - Has 14 games with five-plus rebounds
  - Has a season-best eight boards, twice
    - Youngstown State (Nov. 10) and at #2 Purdue (Jan. 23)
- Averaging 33.2 minutes per game -- a career-best-pace
  - Averaging seven minutes better than any prior season (26.6; 2022-23)
  - Played a career-best 45 minutes (2OT) vs. Florida (Dec. 19)
    - First career 40-plus minute game

### Michigan Career

- (2x) Academic All-Big Ten (2022, '23)
- Helped U-M to the Big Ten regular season title (2021)
  - U-M's first conference title in seven years (2014)
- Helped U-M earn two selections to NCAA Tournament (2021, '22)
  - Advanced to back-to-back Sweet 16s (2021, '22)
  - U-M's Sweet 16 berths were the fourth and fifth straight for U-M
  - Advanced to the Elite Eight (2021); fell to No. 11 seed UCLA (51-49)
- Helped U-M earn selection to NIT (2023)
  - Advanced to second round

### Eligibility Answers (after 2023-24)

- Has an additional year of eligibility, if he utilizes NCAA's COVID-19 extension

## Meet The Wolverines

Season	PPG	RPG	APG	W	L	G	S	MIN	Avg	FG	FGA	FG%	3FG	3FGA	3FG%	FT	FTA	FT%	OFF	DEF	REB	FL	AST	TO	BLK	STL	PTS
2020-21	1.9	2.2	0.4	23	5	21	0	159	7.6	14	39	35.9%	1	14	7.1%	11	20	55.0%	8	38	46	17	8	9	2	4	40
2021-22	4.7	2.4	0.5	19	15	31	1	479	15.5	50	110	45.5%	20	52	38.5%	26	33	78.8%	20	53	73	42	16	15	1	4	146
2022-23	6.1	5.9	0.8	18	16	32	26	850	26.6	67	174	38.5%	17	68	25.0%	45	60	75.0%	52	136	188	54	27	28	7	9	196
2023-24	12.3	4.4	1.4	8	23	30	30	996	33.2	120	280	42.9%	52	130	40.0%	78	102	76.5%	47	85	132	53	42	34	12	17	370
<b>Career</b>	<b>6.6</b>	<b>3.9</b>	<b>0.8</b>	<b>68</b>	<b>59</b>	<b>114</b>	<b>57</b>	<b>2484</b>	<b>21.8</b>	<b>251</b>	<b>603</b>	<b>41.6%</b>	<b>90</b>	<b>264</b>	<b>34.1%</b>	<b>160</b>	<b>215</b>	<b>74.4%</b>	<b>127</b>	<b>312</b>	<b>439</b>	<b>166</b>	<b>93</b>	<b>86</b>	<b>22</b>	<b>34</b>	<b>752</b>

Date	Opponent	G	GS	MIN	FG	FGA	%	3FG	3FGA	%	FT	FTA	%	OFF	DEF	REB	FL	AST	TO	BLK	STL	PTS				
11/7/2023	UNC Asheville	1	1	25	5	8	62.5%	3	5	60.0%	2	4	50.0%	1	5	6	3	1	0	2	0	15				
11/10/2023	Youngstown State	1	1	25	4	8	50.0%	2	4	50.0%	3	4	75.0%	0	8	8	0	1	0	0	0	13				
11/13/2023	vs. St. John's	1	1	36	5	12	41.7%	2	6	33.3%	0	0	0.0%	1	2	3	0	1	2	1	2	12				
11/17/2023	Long Beach State	1	1	35	2	8	25.0%	2	7	28.6%	4	5	80.0%	2	2	4	2	3	1	0	0	10				
11/22/2023	vs. Memphis	1	1	33	0	5	0.0%	0	4	0.0%	2	2	100.0%	2	2	4	1	2	3	0	2	2				
11/23/2023	vs. Stanford	1	1	32	5	8	62.5%	4	5	80.0%	3	4	75.0%	0	4	4	3	0	1	0	2	17				
11/24/2023	vs. Texas Tech	1	1	34	4	8	50.0%	1	5	20.0%	1	2	50.0%	3	2	5	2	0	1	0	1	10				
12/2/2023	at Oregon	1	1	39	2	7	28.6%	1	3	33.3%	3	3	100.0%	3	1	4	1	2	0	1	0	8				
12/5/2023	Indiana	1	1	33	4	8	50.0%	2	5	40.0%	0	0	0.0%	1	1	2	3	0	0	0	1	10				
12/10/2023	at Iowa	1	1	33	5	9	55.6%	3	6	50.0%	0	0	0.0%	4	1	5	1	3	2	0	1	13				
12/16/2023	Eastern Michigan	1	1	25	5	8	62.5%	3	5	60.0%	2	4	50.0%	1	5	6	3	1	0	2	0	15				
12/19/2023	vs. Florida	1	1	45	7	12	58.3%	3	5	60.0%	0	1	0.0%	1	6	7	4	0	1	1	0	17				
12/29/2023	McNeese	1	1	38	5	9	55.6%	4	8	50.0%	6	7	85.7%	0	2	2	1	3	0	1	0	20				
1/4/2024	Minnesota	1	1	34	2	9	22.2%	1	5	20.0%	2	2	100.0%	1	2	3	2	1	2	0	0	7				
1/7/2024	vs. Penn State	1	1	36	8	14	57.1%	3	7	42.9%	5	5	100.0%	1	4	5	4	1	3	0	1	24				
1/11/2024	at Maryland	1	1	37	3	8	37.5%	1	2	50.0%	3	4	75.0%	0	2	2	3	1	1	1	0	10				
1/15/2024	Ohio State	1	1	35	6	9	66.7%	5	5	100.0%	1	2	50.0%	1	4	5	1	3	0	0	0	18				
1/18/2024	14/14 Illinois	1	1	32	3	10	30.0%	0	4	0.0%	2	2	100.0%	2	1	3	4	0	1	0	0	8				
1/23/2024	at 2/2 Purdue	1	1	28	4	11	36.4%	0	0	0.0%	2	3	66.7%	5	3	8	1	1	0	1	0	10				
1/27/2024	Iowa	1	1	37	6	16	37.5%	2	8	25.0%	2	2	100.0%	1	2	3	1	2	0	0	0	16				
1/30/2024	at Michigan State	1	1	34	5	10	50.0%	1	3	33.3%	3	4	75.0%	1	2	3	2	2	0	1	1	14				
2/3/2024	Rutgers	1	1	30	2	10	20.0%	0	5	0.0%	3	4	75.0%	0	2	2	3	1	2	2	1	7				
2/7/2024	11/9 Wisconsin	1	1	31	3	6	50.0%	0	1	0.0%	4	4	100.0%	0	6	6	1	0	1	0	1	10				
2/10/2024	at Nebraska	1	1	30	3	8	37.5%	1	3	33.3%	2	4	50.0%	5	0	5	1	3	1	0	0	9				
2/13/2024	at 14/14 Illinois	1	1	30	5	8	62.5%	0	0	0.0%	7	9	77.8%	2	4	6	1	0	0	1	2	17				
2/17/2024	Michigan State	0	0	0	0	0	0.0%	0	0	0.0%	0	0	0.0%	0	0	0	0	0	0	0	0	0				
2/22/2024	at Northwestern	1	1	36	4	9	44.4%	2	2	100.0%	3	4	75.0%	1	6	7	0	2	0	0	0	13				
2/25/2024	3/3 Purdue	1	1	35	4	9	44.4%	0	2	0.0%	3	5	60.0%	3	2	5	2	3	0	0	0	11				
2/29/2024	at Rutgers	1	1	26	3	11	27.3%	1	4	25.0%	2	4	50.0%	5	1	6	1	2	0	0	1	9				
3/3/2024	at Ohio State	1	1	35	3	7	42.9%	2	3	66.7%	5	6	83.3%	0	2	2	0	2	5	0	1	13				
3/10/2024	Nebraska	1	1	32	4	13	30.8%	3	6	50.0%	3	4	75.0%	1	3	4	3	0	2	1	0	14				
3/13/2024	vs. TBD																									
3/14/2024	vs. TBD																									
3/15/2024	vs. TBD																									
3/16/2024	vs. TBD																									
3/17/2024	vs. TBD																									
<b>2023-24</b>	<b>Total (Michigan)</b>	<b>30</b>	<b>30</b>	<b>991</b>	<b>121</b>	<b>278</b>	<b>43.5%</b>	<b>52</b>	<b>128</b>	<b>40.6%</b>	<b>78</b>	<b>104</b>	<b>75.0%</b>	<b>48</b>	<b>87</b>	<b>135</b>	<b>54</b>	<b>41</b>	<b>31</b>	<b>14</b>	<b>17</b>	<b>372</b>				
	<b>Averages</b>			<b>33.0</b>	<b>4.0</b>	<b>9.3</b>		<b>1.7</b>	<b>4.3</b>		<b>2.6</b>	<b>3.5</b>		<b>1.6</b>	<b>2.9</b>	<b>4.5</b>	<b>1.8</b>	<b>1.4</b>	<b>1.0</b>	<b>0.5</b>	<b>0.6</b>	<b>12.4</b>				

Double-Doubles	Date	Points	Rebs	Team
vs. Eastern Michigan	11/11/2022	18	11	Michigan

# #13 Olivier Nkamhoua



**Olivier Nkamhoua**

- » Graduate Transfer
- » 6-9 Forward | 235
- » Helsinki, Finland
- » Bishop Walsh School (Md.)
- » U-M School of Social Work (Social Work)
- » Born on May 2, 2000 (23) in Helsinki, Finland

13

Breakdown	UT	U-M	All
Games	112	26	138
Starts	58	26	84
Points (10+)	27	21	48
Points (20+)	7	4	11
Rebounds (5+)	39	21	60
Rebounds (10+)	6	6	12
Assists (3+)	14	14	28
Blocks (3+)	4	1	5
Blocks (5+)	0	1	1
Steals (3+)	1	1	2
Field Goals (5+)	21	19	40
Field Goals (10+)	3	1	4
3-Point FG (3+)	1	1	2
Free Throws (5+)	4	1	5

Milestones	Need	Current
140 Games	2	138
100 Blocks	11	89
75 3-Pointers	16	59
700 Rebounds	88	612
1200 Points	83	1117
<b>Dunks (77) Total</b>		
Michigan	16	
Tennessee	61	

Statistic	Category	Total	Opponent	Date
Points	2023-24	25	UNC Asheville	11/7/2023
	Big Ten	20	Ohio State	1/15/2024
	Career	27 (2x)	last: vs. Duke	3/18/2023
Rebounds	2023-24	12	#11 Wisconsin	2/7/2024
	Big Ten	12	#11 Wisconsin	2/7/2024
	Career	14	UT Martin	11/9/2021
Assists	2023-24	5	Eastern Michigan	12/16/2023
	Big Ten	4	Ohio State	1/15/2024
	Career	6	Alcorn	12/4/2022
Blocks	2023-24	5	Iowa	1/27/2024
	Big Ten	5	Iowa	1/27/2024
	Career	5	Iowa	1/27/2024
Steals	2023-24	3	at Nebraska	2/10/2024
	Big Ten	3	at Nebraska	2/10/2024
	Career	3 (5x)	last: at Nebraska	2/10/2024
Field Goals	2023-24	11	UNC Asheville	11/7/2023
	Big Ten	9	Ohio State	1/15/2024
	Career	12	Texas	1/28/2023
3-Field Goals	2023-24	3	vs. Florida	12/19/2023
	Big Ten	2 (3x)	last: Ohio State	1/15/2024
	Career	3 (2x)	last: vs. Florida	12/19/2023
Free Throws	2023-24	6	Long Beach State	11/17/2023
	Big Ten	4	Minnesota	1/4/2024
	Career	7 (2x)	last: Alcorn	12/4/2022
Minutes	2023-24	48	vs. Florida	12/19/2023
	Big Ten	38 (2x)	last: Iowa	1/27/2024
	Career	48	vs. Florida	12/19/2023

## Out for Rest of the Season

**Pronunciation**

- First name: "OH-liv-ee-AY"
- Last name: "KAHM-w'uh"

**Who is Olivier Nkamhoua?**

- Voted team co-captain by his teammates (Jace Howard)
- Strong, veteran presence; experienced player
- Natural, outspoken and confident leader
- Physical player with high-motor
- Efficient scorer both inside and out
- Tremendous on-court vision; strong passer
- Comfortable scoring or passing from the post
- Tremendous back-to-the-basket game
- Tenacious rebounder with a knack for hustle plays
- Athletic finisher and lob threat

**Olivier Nkamhoua in 2023-24**

- Scored in double figures in 21 games
  - Second on U-M in scoring (14.8 ppg) -- a career-best
  - Had four 20-plus point games
    - 25 points against UNC Asheville (Nov. 7)
    - 22 points against Long Beach State (Nov. 17)
    - 24 points vs. Florida (Dec. 19)
    - 20 points against Ohio State (Jan. 15)
- Had 19 dunks (80 in career)
- Averaged 7.1 rebounds per game
  - Second on U-M with 49 offensive rebounds (Tarris Reed, Jr., 66)
  - Had five-plus rebounds in 21 games
  - Had six 10-plus rebound games
    - 10 against Youngstown State (Nov. 10)
    - 11 against Long Beach State (Nov. 17)
    - 10 at Iowa (Dec. 10)
    - 11 vs. Florida (Dec. 19)
    - (season-best) 12 against #11 Wisconsin (Feb. 7)
    - 10 at Nebraska (Feb. 10)
- Had four double-doubles
  - 17 points, 10 rebounds (Youngstown State; Nov. 10)
  - 22 points, 11 rebounds (Long Beach State; Nov. 17)
  - 12 points, 10 rebounds (at Iowa; Dec. 10)
  - 24 points, 11 rebounds (vs. Florida; Dec. 19)
- Averaged a career-best 2.7 assist per game
  - Had 14 games with three-plus assists
  - Had a season-best five assists against Eastern Michigan (Dec. 16)
- Had 21 blocks
  - Had a career-best five blocks against Iowa (Jan. 27)
- Averaged 33.4 minutes per game -- a career-best-pace
  - Averaged nearly eight minutes better than any prior season (25.3; 2022-23)
  - Played a career-best 48 minutes (2OT) vs. Florida (Dec. 19)
  - First career 40-plus minute game

**Tennessee Career**

- Tennessee (2019-22): 112 games, with 58 starts (70-28 record)
- Helped Tennessee to the 2022 SEC Tournament title; first in 43 years (1979)
- Helped Tennessee make three NCAA Tournament's (2021, '22, '23)
  - Helped Vols reach the 2023 Sweet 16 (L, 62-55 to Florida Atlantic)
- Scored 733 points (6.5 ppg); with 27 games in double figures, seven of 20-plus
- Grabbed 330 rebounds (3.8 rpg); with 37 games of five-plus, six of 10-plus

**International Play**

- Helped Finland qualify for the 2023 FIBA World Cup (Japan)
- Averaged 8.0 points, 3.8 rebounds and 2.0 assists in five games
- Scored five-plus points in all five World Cup games including 14 against eventual champion Germany (Franz & Moritz Wagner)
- As a 6-4 point guard, played in 2016 FIBA U16 European Championships

**Eligibility Answers (after 2023-24)**

- Utilizing the NCAA's COVID-19 extension; his eligibility will be completed



## Meet the Wolverines

Season	PPG	RPG	APG	W	L	G	S	MIN	Avg	FG	FGA	FG%	3FG	3FGA	3FG%	FT	FTA	FT%	OFF	DEF	REB	FL	AST	TO	BLK	STL	PTS
2019-20 (UT)	3.3	3.0	0.3	17	14	30	0	343	11.4	39	70	55.7%	1	5	20.0%	19	31	61.3%	33	58	91	47	10	31	15	4	98
2020-21 (UT)	2.3	1.3	0.2	18	9	24	0	172	7.2	26	46	56.5%	0	0	0.0%	4	9	44.4%	12	20	32	25	4	6	6	6	56
2021-22 (UT)	8.6	5.6	1.2	27	8	22	22	473	21.5	75	151	49.7%	13	29	44.8%	26	36	72.2%	40	84	124	44	27	33	25	10	189
2022-23 (UT)	10.8	5.0	2.0	25	11	36	36	912	25.3	157	306	51.3%	18	54	33.3%	58	83	69.9%	59	121	180	71	73	58	22	16	390
2023-24 (U-M)	14.8	7.1	2.7	8	19	26	26	869	33.4	154	301	51.2%	27	81	33.3%	49	73	67.1%	49	136	185	62	69	73	21	16	384
<b>Tennessee</b>	<b>6.5</b>	<b>3.8</b>	<b>1.0</b>	<b>87</b>	<b>42</b>	<b>112</b>	<b>58</b>	<b>1900</b>	<b>17.0</b>	<b>297</b>	<b>573</b>	<b>51.8%</b>	<b>32</b>	<b>88</b>	<b>36.4%</b>	<b>107</b>	<b>159</b>	<b>67.3%</b>	<b>144</b>	<b>283</b>	<b>427</b>	<b>187</b>	<b>114</b>	<b>128</b>	<b>68</b>	<b>36</b>	<b>733</b>
<b>Michigan</b>	<b>14.8</b>	<b>7.1</b>	<b>2.7</b>	<b>8</b>	<b>19</b>	<b>26</b>	<b>26</b>	<b>869</b>	<b>33.4</b>	<b>154</b>	<b>301</b>	<b>51.2%</b>	<b>27</b>	<b>81</b>	<b>33.3%</b>	<b>49</b>	<b>73</b>	<b>67.1%</b>	<b>49</b>	<b>136</b>	<b>185</b>	<b>62</b>	<b>69</b>	<b>73</b>	<b>21</b>	<b>16</b>	<b>384</b>
<b>Career</b>	<b>8.1</b>	<b>4.4</b>	<b>1.3</b>	<b>95</b>	<b>61</b>	<b>138</b>	<b>84</b>	<b>2769</b>	<b>20.1</b>	<b>451</b>	<b>874</b>	<b>51.6%</b>	<b>59</b>	<b>169</b>	<b>34.9%</b>	<b>156</b>	<b>232</b>	<b>67.2%</b>	<b>193</b>	<b>419</b>	<b>612</b>	<b>249</b>	<b>183</b>	<b>201</b>	<b>89</b>	<b>52</b>	<b>1117</b>

Date	Opponent	G	GS	MIN	FG	FGA	%	3FG	3FGA	%	FT	FTA	%	OFF	DEF	REB	FL	AST	TO	BLK	STL	PTS
11/7/2023	UNC Asheville	1	1	31	11	16	68.8%	1	4	25.0%	2	2	100.0%	2	5	7	3	3	1	0	0	25
11/10/2023	Youngstown State	1	1	24	7	7	100.0%	1	1	100.0%	2	2	100.0%	5	5	10	2	4	1	2	0	17
11/13/2023	vs. St. John's	1	1	29	3	5	60.0%	2	2	100.0%	1	4	25.0%	1	6	7	4	4	2	0	1	9
11/17/2023	Long Beach State	1	1	38	8	15	53.3%	0	2	0.0%	6	10	60.0%	4	7	11	2	4	3	0	2	22
11/22/2023	vs. Memphis	1	1	32	6	15	40.0%	2	8	25.0%	4	4	100.0%	1	6	7	5	3	4	0	0	18
11/23/2023	vs. Stanford	1	1	34	7	12	58.3%	1	3	33.3%	1	2	50.0%	2	2	4	1	2	3	1	1	16
11/24/2023	vs. Texas Tech	1	1	35	7	10	70.0%	2	2	100.0%	0	0	0.0%	1	4	5	1	2	4	0	0	16
12/2/2023	at Oregon	1	1	33	4	12	33.3%	1	6	16.7%	3	5	60.0%	1	4	5	3	1	3	2	2	12
12/5/2023	Indiana	1	1	35	8	16	50.0%	0	1	0.0%	2	2	100.0%	1	4	5	5	2	2	1	0	18
12/10/2023	at Iowa	1	1	30	5	11	45.5%	2	3	66.7%	0	0	0.0%	1	9	10	3	2	3	1	1	12
12/16/2023	Eastern Michigan	1	1	32	7	10	70.0%	1	3	33.3%	2	3	66.7%	2	7	9	1	5	3	2	0	17
12/19/2023	vs. Florida	1	1	48	9	19	47.4%	3	5	60.0%	3	4	75.0%	3	8	11	2	0	1	2	0	24
12/29/2023	McNeese	1	1	38	6	9	66.7%	2	3	66.7%	3	4	75.0%	1	6	7	4	3	4	0	1	17
1/4/2024	Minnesota	1	1	37	5	11	45.5%	2	3	66.7%	4	4	100.0%	3	5	8	2	1	3	0	2	16
1/7/2024	vs. Penn State	1	1	38	6	10	60.0%	0	4	0.0%	1	2	50.0%	2	7	9	4	3	3	0	0	13
1/11/2024	at Maryland	1	1	37	8	16	50.0%	0	2	0.0%	2	4	50.0%	0	7	7	1	2	3	0	0	18
1/15/2024	Ohio State	1	1	37	9	21	42.9%	2	8	25.0%	0	0	0.0%	1	5	6	3	4	2	0	0	20
1/18/2024	#14/14 Illinois	1	1	37	6	13	46.2%	2	4	50.0%	2	2	100.0%	1	3	4	0	2	2	0	0	16
1/23/2024	at #2/2 Purdue	1	1	25	3	9	33.3%	1	5	20.0%	0	0	0.0%	2	2	4	3	3	0	0	0	7
1/27/2024	Iowa	1	1	38	5	12	41.7%	0	3	0.0%	3	6	50.0%	3	3	6	1	3	3	5	0	13
1/30/2024	at Michigan State	1	1	28	4	10	40.0%	0	1	0.0%	1	2	50.0%	3	4	7	3	3	2	1	0	9
2/3/2024	Rutgers	1	1	36	6	10	60.0%	1	1	100.0%	1	1	100.0%	1	5	6	2	2	5	0	1	14
2/7/2024	##11/9 Wisconsin	1	1	30	2	5	40.0%	1	3	33.3%	3	4	75.0%	1	11	12	1	2	4	0	0	8
2/10/2024	at Nebraska	1	1	32	1	10	10.0%	0	3	0.0%	1	2	50.0%	4	6	10	3	2	3	2	3	3
2/13/2024	at #14/14 Illinois	1	1	30	6	9	66.7%	0	0	0.0%	1	2	50.0%	2	2	4	1	3	1	0	0	13
2/17/2024	Michigan State	1	1	36	5	8	62.5%	0	1	0.0%	1	2	50.0%	1	3	4	2	4	8	2	2	11
2/22/2024	at Northwestern	0	0	0	0	0	0.0%	0	0	0.0%	0	0	0.0%	0	0	0	0	0	0	0	0	0
2/25/2024	#3/3 Purdue	0	0	0	0	0	0.0%	0	0	0.0%	0	0	0.0%	0	0	0	0	0	0	0	0	0
2/29/2024	at Rutgers	0	0	0	0	0	0.0%	0	0	0.0%	0	0	0.0%	0	0	0	0	0	0	0	0	0
3/3/2024	at Ohio State	0	0	0	0	0	0.0%	0	0	0.0%	0	0	0.0%	0	0	0	0	0	0	0	0	0
3/10/2024	Nebraska	0	0	0	0	0	0.0%	0	0	0.0%	0	0	0.0%	0	0	0	0	0	0	0	0	0
3/13/2024	vs. TBD	0	0	0	0	0	0.0%	0	0	0.0%	0	0	0.0%	0	0	0	0	0	0	0	0	0
3/14/2024	vs. TBD	0	0	0	0	0	0.0%	0	0	0.0%	0	0	0.0%	0	0	0	0	0	0	0	0	0
3/15/2024	vs. TBD	0	0	0	0	0	0.0%	0	0	0.0%	0	0	0.0%	0	0	0	0	0	0	0	0	0
3/16/2024	vs. TBD	0	0	0	0	0	0.0%	0	0	0.0%	0	0	0.0%	0	0	0	0	0	0	0	0	0
3/17/2024	vs. TBD	0	0	0	0	0	0.0%	0	0	0.0%	0	0	0.0%	0	0	0	0	0	0	0	0	0
<b>2023-24</b>	<b>Total (Michigan)</b>	<b>26</b>	<b>26</b>	<b>880</b>	<b>154</b>	<b>301</b>	<b>51.2%</b>	<b>27</b>	<b>81</b>	<b>33.3%</b>	<b>49</b>	<b>73</b>	<b>67.1%</b>	<b>49</b>	<b>136</b>	<b>185</b>	<b>62</b>	<b>69</b>	<b>73</b>	<b>21</b>	<b>16</b>	<b>384</b>
	<b>Averages</b>			<b>33.8</b>	<b>5.9</b>	<b>11.6</b>		<b>1.0</b>	<b>3.1</b>		<b>1.9</b>	<b>2.8</b>		<b>1.9</b>	<b>5.2</b>	<b>7.1</b>	<b>2.4</b>	<b>2.7</b>	<b>2.8</b>	<b>0.8</b>	<b>0.6</b>	<b>14.8</b>

Double-Doubles	Date	Points	Rebs	Team
UT Martin	11/9/2021	11	14	Tennessee
Florida A&M	12/4/2019	11	13	Tennessee
vs. Missouri	3/10/2023	11	10	Tennessee
at South Carolina	1/7/2023	21	10	Tennessee
Youngstown State	11/10/2023	17	10	Michigan
Long Beach State	11/17/2023	22	11	Michigan
at Iowa	12/10/2023	12	10	Michigan
vs. Florida	12/19/2023	24	11	Michigan

#14 Ian Burns



**Ian Burns**

14

- » Junior
- » 6-6 Guard | 205
- » Winnetka, Illinois
- » New Trier High School
- » Stephen M. Ross School of Business (Business)
- » Born on May 10, 2003 (20) in Chicago, Illinois

Breakdown	2023-24	U-M
Games	10	15
Starts	0	0
Points (5+)	0	0
Points (10+)	0	0
Rebounds (5+)	0	0
Assists (3+)	0	0
Blocks (3+)	0	0
Steals (3+)	0	0
Field Goals (5+)	0	0
3-Point FG (3+)	0	0
Free Throws (5+)	0	0

**Off the Bench (Scout Team)**

**Who is Ian Burns?**

- Key member of U-M's Scout Team
- Versatile guard, who plays on the perimeter
- Known for his long range shooting
- Continues to grow his game with ball handling skills
- Extremely hard worker on and off the court
- One of the Wolverines behind the scene leaders

**Ian Burns in 2023-24**

- Played in final minutes of 10 games
- Scored first career points on free throws against Youngstown State (Nov. 10)
- Scored another point at #14 Illinois (Feb. 13), making a free throw
- Grabbed first career rebound at Rutgers (Feb. 29)
- Averaged 2.4 minutes per game

**Michigan Career**

- Academic All-Big Ten (2023)
- College Sports Communicators (CSC) Academic All-District (2023)
- Helped U-M earn selection to NCAA Tournament (2022)
  - Advanced to Sweet 16; falling to No. 2 seed Villanova (66-53)
  - U-M's Sweet 16 was the fifth straight for U-M at the NCAA Tournament
- Helped U-M earn selection to NIT (2023), advancing to second round

**Eligibility Answers (after 2023-24)**

- With no COVID-19 extension available, has one year of eligibility left


Statistic	Category	Total	Opponent	Date
Points	2023-24	2	Youngstown State	11/10/2023
	Big Ten	1	at #14 Illinois	2/13/2024
	Career	2	Youngstown State	11/10/2023
Rebounds	2023-24	1 (2x)	last: at Ohio State	3/3/2024
	Big Ten	1 (2x)	last: at Ohio State	3/3/2024
	Career	1 (2x)	last: at Ohio State	3/3/2024
Assists	2023-24	-	-	-
	Big Ten	1	at Nebraska	12/7/2021
	Career	1	at Nebraska	12/7/2021
Blocks	2023-24	-	-	-
	Big Ten	-	-	-
	Career	-	-	-
Steals	2023-24	-	-	-
	Big Ten	-	-	-
	Career	-	-	-
Field Goals	2023-24	-	-	-
	Big Ten	-	-	-
	Career	-	-	-
3-Field Goals	2023-24	-	-	-
	Big Ten	-	-	-
	Career	-	-	-
Free Throws	2023-24	2	Youngstown State	11/10/2023
	Big Ten	-	-	-
	Career	2	Youngstown State	11/10/2023
Minutes	2023-24	7	Youngstown State	11/10/2023
	Big Ten	4	at Rutgers	2/29/2024
	Career	7	Youngstown State	11/10/2023

## Meet The Wolverines

Season	PPG	RPG	APG	W	L	G	S	MIN	Avg	FG	FGA	FG%	3FG	3FGA	3FG%	FT	FTA	FT%	OFF	DEF	REB	FL	AST	TO	BLK	STL	PTS
2021-22	0.0	0.0	0.5	19	15	2	0	3	1.5	0	1	0.0%	0	1	0.0%	0	0	0.0%	0	0	0	0	1	0	0	0	0
2022-23	0.0	0.0	0.0	18	16	3	0	7	2.3	0	1	0.0%	0	1	0.0%	0	0	0.0%	0	0	0	0	0	0	0	0	0
2023-24	0.3	0.2	0.0	8	23	10	0	24	2.4	0	7	0.0%	0	7	0.0%	3	5	60.0%	0	2	2	2	0	0	0	0	3
<b>Career</b>	<b>0.2</b>	<b>0.1</b>	<b>0.1</b>	<b>45</b>	<b>54</b>	<b>15</b>	<b>0</b>	<b>34</b>	<b>2.3</b>	<b>0</b>	<b>9</b>	<b>0.0%</b>	<b>0</b>	<b>9</b>	<b>0.0%</b>	<b>3</b>	<b>5</b>	<b>60.0%</b>	<b>0</b>	<b>2</b>	<b>2</b>	<b>2</b>	<b>1</b>	<b>0</b>	<b>0</b>	<b>0</b>	<b>3</b>

Date	Opponent	G	GS	MIN	FG	FGA	%	3FG	3FGA	%	FT	FTA	%	OFF	DEF	REB	FL	AST	TO	BLK	STL	PTS			
11/7/2023	UNC Asheville	1	0	2	0	0	0.0%	0	0	0.0%	0	0	0.0%	0	0	0	1	0	0	0	0	0			
11/10/2023	Youngstown State	1	0	7	0	2	0.0%	0	2	0.0%	2	2	100.0%	0	0	0	1	0	0	0	0	0	2		
11/13/2023	vs. St. John's	0	0	0	0	0	0.0%	0	0	0.0%	0	0	0.0%	0	0	0	0	0	0	0	0	0	0		
11/17/2023	Long Beach State	0	0	0	0	0	0.0%	0	0	0.0%	0	0	0.0%	0	0	0	0	0	0	0	0	0	0		
11/22/2023	vs. Memphis	0	0	0	0	0	0.0%	0	0	0.0%	0	0	0.0%	0	0	0	0	0	0	0	0	0	0		
11/23/2023	vs. Stanford	0	0	0	0	0	0.0%	0	0	0.0%	0	0	0.0%	0	0	0	0	0	0	0	0	0	0		
11/24/2023	vs. Texas Tech	0	0	0	0	0	0.0%	0	0	0.0%	0	0	0.0%	0	0	0	0	0	0	0	0	0	0		
12/2/2023	at Oregon	0	0	0	0	0	0.0%	0	0	0.0%	0	0	0.0%	0	0	0	0	0	0	0	0	0	0		
12/5/2023	Indiana	0	0	0	0	0	0.0%	0	0	0.0%	0	0	0.0%	0	0	0	0	0	0	0	0	0	0		
12/10/2023	at Iowa	1	0	1	0	0	0.0%	0	0	0.0%	0	0	0.0%	0	0	0	0	0	0	0	0	0	0		
12/16/2023	Eastern Michigan	1	0	1	0	0	0.0%	0	0	0.0%	0	0	0.0%	0	0	0	0	0	0	0	0	0	0		
12/19/2023	vs. Florida	0	0	0	0	0	0.0%	0	0	0.0%	0	0	0.0%	0	0	0	0	0	0	0	0	0	0		
12/29/2023	McNeese	0	0	0	0	0	0.0%	0	0	0.0%	0	0	0.0%	0	0	0	0	0	0	0	0	0	0		
1/4/2024	Minnesota	0	0	0	0	0	0.0%	0	0	0.0%	0	0	0.0%	0	0	0	0	0	0	0	0	0	0		
1/7/2024	vs. Penn State	0	0	0	0	0	0.0%	0	0	0.0%	0	0	0.0%	0	0	0	0	0	0	0	0	0	0		
1/11/2024	at Maryland	0	0	0	0	0	0.0%	0	0	0.0%	0	0	0.0%	0	0	0	0	0	0	0	0	0	0		
1/15/2024	Ohio State	0	0	0	0	0	0.0%	0	0	0.0%	0	0	0.0%	0	0	0	0	0	0	0	0	0	0		
1/18/2024	14/14 Illinois	0	0	0	0	0	0.0%	0	0	0.0%	0	0	0.0%	0	0	0	0	0	0	0	0	0	0		
1/23/2024	at 2/2 Purdue	1	0	3	0	0	0.0%	0	0	0.0%	0	0	0.0%	0	0	0	0	0	0	0	0	0	0		
1/27/2024	Iowa	0	0	0	0	0	0.0%	0	0	0.0%	0	0	0.0%	0	0	0	0	0	0	0	0	0	0		
1/30/2024	at Michigan State	0	0	0	0	0	0.0%	0	0	0.0%	0	0	0.0%	0	0	0	0	0	0	0	0	0	0		
2/3/2024	Rutgers	0	0	0	0	0	0.0%	0	0	0.0%	0	0	0.0%	0	0	0	0	0	0	0	0	0	0		
2/7/2024	11/9 Wisconsin	0	0	0	0	0	0.0%	0	0	0.0%	0	0	0.0%	0	0	0	0	0	0	0	0	0	0		
2/10/2024	at Nebraska	0	0	0	0	0	0.0%	0	0	0.0%	0	0	0.0%	0	0	0	0	0	0	0	0	0	0		
2/13/2024	at 14/14 Illinois	1	0	2	0	1	0.0%	0	1	0.0%	1	2	50.0%	0	0	0	0	0	0	0	0	0	1		
2/17/2024	Michigan State	0	0	0	0	0	0.0%	0	0	0.0%	0	0	0.0%	0	0	0	0	0	0	0	0	0	0		
2/22/2024	at Northwestern	1	0	1	0	0	0.0%	0	0	0.0%	0	0	0.0%	0	0	0	0	0	0	0	0	0	0		
2/25/2024	3/3 Purdue	0	0	0	0	0	0.0%	0	0	0.0%	0	0	0.0%	0	0	0	0	0	0	0	0	0	0		
2/29/2024	at Rutgers	1	0	4	0	1	0.0%	0	1	0.0%	0	1	0.0%	0	1	1	0	0	0	0	0	0	0		
3/3/2024	at Ohio State	1	0	3	0	2	0.0%	0	2	0.0%	0	0	0.0%	0	1	1	0	0	0	0	0	0	0		
3/10/2024	Nebraska	1	0	2	0	1	0.0%	0	1	0.0%	0	0	0.0%	0	0	0	0	0	0	0	0	0	0		
3/13/2024	vs. TBD																								
3/14/2024	vs. TBD																								
3/15/2024	vs. TBD																								
3/16/2024	vs. TBD																								
3/17/2024	vs. TBD																								
<b>2023-24</b>	<b>Total (Michigan)</b>	<b>10</b>	<b>0</b>	<b>26</b>	<b>0</b>	<b>7</b>	<b>0.0%</b>	<b>0</b>	<b>7</b>	<b>0.0%</b>	<b>3</b>	<b>5</b>	<b>60.0%</b>	<b>0</b>	<b>2</b>	<b>2</b>	<b>2</b>	<b>0</b>	<b>0</b>	<b>0</b>	<b>0</b>	<b>0</b>	<b>0</b>	<b>0</b>	<b>3</b>
	<b>Averages</b>			<b>2.6</b>	<b>0.0</b>	<b>0.7</b>		<b>0.0</b>	<b>0.7</b>		<b>0.3</b>	<b>0.5</b>		<b>0.0</b>	<b>0.2</b>	<b>0.2</b>	<b>0.2</b>	<b>0.0</b>	<b>0.0</b>	<b>0.0</b>	<b>0.0</b>	<b>0.0</b>	<b>0.0</b>	<b>0.3</b>	

# #24 Youssef Khayat



**Youssef Khayat**

**24**

- » **Sophomore**
- » **6-9 Guard/Forward | 215**
- » **Beirut, Lebanon**
- » **Limoges CSP (France)**
- » **College of LS&A (Undecided)**
- » **Born on March 11, 2003 (20) in Beirut, Lebanon**

Breakdown	2023-24	U-M
Games	17	26
Starts	0	1
Points (5+)	0	1
Points (10+)	0	0
Rebounds (5+)	0	0
Assists (3+)	0	0
Blocks (3+)	0	0
Steals (3+)	0	0
Field Goals (5+)	0	0
3-Point FG (3+)	0	0
Free Throws (5+)	0	0

Statistic	Category	Total	Opponent	Date
Points	2023-24	4	Youngstown State	11/10/2023
	Big Ten	6	at Minnesota	12/8/2022
	Career	6	at Minnesota	12/8/2022
Rebounds	2023-24	3 (2x)	last: at Purdue	1/23/2024
	Big Ten	3 (2x)	last: at Purdue	1/23/2024
	Career	3 (3x)	last: at Purdue	1/23/2024
Assists	2023-24	1	Nebraska	3/10/2024
	Big Ten	1 (2x)	last: Nebraska	3/10/2024
	Career	1 (3x)	last: Nebraska	3/10/2024
Blocks	2023-24	1 (2x)	last: at PSU (Palestra)	1/7/2024
	Big Ten	1	at PSU (Palestra)	1/7/2024
	Career	1 (2x)	last: at PSU (Palestra)	1/7/2024
Steals	2023-24	1 (2x)	last: at Nebraska	2/10/2024
	Big Ten	1	at Nebraska	2/10/2024
	Career	1 (2x)	last: at Nebraska	2/10/2024
Field Goals	2023-24	2	Youngstown State	11/10/2023
	Big Ten	2	at Minnesota	12/8/2022
	Career	2 (2x)	last: Youngstown State	11/10/2023
3-Field Goals	2023-24	1 (3x)	last: Nebraska	3/10/2024
	Big Ten	2	at Minnesota	12/8/2022
	Career	2	at Minnesota	12/8/2022
Free Throws	2023-24	2 (3x)	last: McNeese	12/29/2023
	Big Ten	2	at Iowa	12/10/2023
	Career	2 (3x)	last: McNeese	12/29/2023
Minutes	2023-24	13	Illinois	1/18/2024
	Big Ten	13	Illinois	1/18/2024
	Career	17	at Vanderbilt	3/18/2023

## Off the Bench (Reserve)

**Pronunciation**

- **First Name:** "you-seff"
- **Last Name:** "kai-yacht"

**Broadcast Note**

- Does not mind the use of nickname "yo-yo" for name references

**Who is Youssef Khayat?**

- Left Lebanon (at age 16) with mother to play with Limoges (France)
- Tireless worker; can be found doing extra shooting before/after practice
- Athletic forward with explosive; quick first step and vertical jump
- Makes opponents pay for mistakes, with good defensive instincts
- Scores majority of points by running hard and cutting to the basket
- Capable shooter with long range ability
- Continues to blend the European/American styles of play
- Recorded a 6-10 wing span
- Avid soccer fan

**Youssef Khayat in 2023-24**

- Come off the bench in 17 games
- Scored in nine games, averaging 1.4 per game
  - Had a season-high four points against Youngstown State (Nov. 10)
- Grabbed a rebound in 10 games
  - Had a season-best three rebounds, twice:
    - Illinois (Jan. 18), at #3 Purdue (Jan. 23)
- Shooting 72.7 percent at the free throw line (8-for-11)
- Averaging 5.8 minutes per game

**International Play**

- Active member with the Lebanon National Team
- Helped Lebanon qualify for 2023 FIBA World Cup (Japan)
  - Did not participate in tournament;
  - In qualifiers averaged 7.3 points and 1.8 rebounds off the bench
  - Highlighted qualifying with 12 points (6-for-9 FGs) in win vs. Indonesia
  - Had another 12 points (4-for-4 FGs) in loss to Jordan
- Helped Lebanon to silver medal the 2022 Asia Cup
  - Came off the bench in all six games
  - Averaging 5.3 points and 2.0 rebounds
  - Highlighted Asia Cup with 15 points, two rebounds, three steals vs. India

**Eligibility Answers (after 2023-24)**

- With no COVID-19 extension available, has two years of eligibility left



## Meet The Wolverines

Season	PPG	RPG	APG	W	L	G	S	MIN	Avg	FG	FGA	FG%	3FG	3FGA	3FG%	FT	FTA	FT%	OFF	DEF	REB	FL	AST	TO	BLK	STL	PTS
2022-23	1.3	0.7	0.2	18	16	9	1	59	6.6	4	12	33.3%	4	9	44.4%	0	0	0.0%	2	4	6	8	2	2	0	0	12
2023-24	1.4	1.1	0.1	8	23	17	0	99	5.8	7	23	30.4%	2	9	22.2%	8	11	72.7%	6	12	18	12	2	3	2	2	24
<b>Career</b>	<b>1.4</b>	<b>0.9</b>	<b>0.2</b>	<b>26</b>	<b>39</b>	<b>26</b>	<b>1</b>	<b>158</b>	<b>6.1</b>	<b>11</b>	<b>35</b>	<b>31.4%</b>	<b>6</b>	<b>18</b>	<b>33.3%</b>	<b>8</b>	<b>11</b>	<b>72.7%</b>	<b>8</b>	<b>16</b>	<b>24</b>	<b>20</b>	<b>4</b>	<b>5</b>	<b>2</b>	<b>2</b>	<b>36</b>

Date	Opponent	G	GS	MIN	FG	FGA	%	3FG	3FGA	%	FT	FTA	%	OFF	DEF	REB	FL	AST	TO	BLK	STL	PTS	
11/7/2023	UNC Asheville	1	0	7	0	3	0.0%	0	1	0.0%	2	2	100.0%	1	1	2	0	0	0	0	0	0	2
11/10/2023	Youngstown State	1	0	9	2	4	50.0%	0	1	0.0%	0	0	0.0%	1	0	1	1	0	0	0	0	0	4
11/13/2023	vs. St. John's	1	0	1	1	1	100.0%	0	0	0.0%	0	0	0.0%	0	1	1	1	0	0	0	0	0	2
11/17/2023	Long Beach State	0	0	0	0	0	0.0%	0	0	0.0%	0	0	0.0%	0	0	0	0	0	0	0	0	0	0
11/22/2023	vs. Memphis	0	0	0	0	0	0.0%	0	0	0.0%	0	0	0.0%	0	0	0	0	0	0	0	0	0	0
11/23/2023	vs. Stanford	0	0	0	0	0	0.0%	0	0	0.0%	0	0	0.0%	0	0	0	0	0	0	0	0	0	0
11/24/2023	vs. Texas Tech	1	0	7	1	2	50.0%	1	2	50.0%	0	0	0.0%	0	0	0	1	0	0	0	0	0	3
12/2/2023	at Oregon	0	0	0	0	0	0.0%	0	0	0.0%	0	0	0.0%	0	0	0	0	0	0	0	0	0	0
12/5/2023	Indiana	0	0	0	0	0	0.0%	0	0	0.0%	0	0	0.0%	0	0	0	0	0	0	0	0	0	0
12/10/2023	at Iowa	1	0	2	0	0	0.0%	0	0	0.0%	2	2	100.0%	0	0	0	0	0	1	0	0	0	2
12/16/2023	Eastern Michigan	1	0	1	0	1	0.0%	0	0	0.0%	0	0	0.0%	0	0	0	0	0	0	0	0	0	0
12/19/2023	vs. Florida	0	0	0	0	0	0.0%	0	0	0.0%	0	0	0.0%	0	0	0	0	0	0	0	0	0	0
12/29/2023	McNeese	1	0	8	0	2	0.0%	0	2	0.0%	2	2	100.0%	0	2	2	0	0	1	1	1	1	2
1/4/2024	Minnesota	1	0	2	0	0	0.0%	0	0	0.0%	0	0	0.0%	0	0	0	0	0	0	0	0	0	0
1/7/2024	vs. Penn State	1	0	4	0	1	0.0%	0	0	0.0%	1	3	33.3%	0	1	1	1	0	1	1	0	0	1
1/11/2024	at Maryland	1	0	7	0	0	0.0%	0	0	0.0%	0	0	0.0%	0	0	0	1	0	0	0	0	0	0
1/15/2024	Ohio State	0	0	0	0	0	0.0%	0	0	0.0%	0	0	0.0%	0	0	0	0	0	0	0	0	0	0
1/18/2024	14/14 Illinois	1	0	13	0	0	0.0%	0	0	0.0%	0	0	0.0%	0	3	3	2	0	0	0	0	0	0
1/23/2024	at 2/2 Purdue	1	0	11	0	3	0.0%	0	1	0.0%	0	0	0.0%	1	2	3	1	0	0	0	0	0	0
1/27/2024	Iowa	0	0	0	0	0	0.0%	0	0	0.0%	0	0	0.0%	0	0	0	0	0	0	0	0	0	0
1/30/2024	at Michigan State	0	0	0	0	0	0.0%	0	0	0.0%	0	0	0.0%	0	0	0	0	0	0	0	0	0	0
2/3/2024	Rutgers	0	0	0	0	0	0.0%	0	0	0.0%	0	0	0.0%	0	0	0	0	0	0	0	0	0	0
2/7/2024	11/9 Wisconsin	0	0	0	0	0	0.0%	0	0	0.0%	0	0	0.0%	0	0	0	0	0	0	0	0	0	0
2/10/2024	at Nebraska	1	0	2	0	1	0.0%	0	0	0.0%	0	0	0.0%	0	0	0	0	0	0	0	0	1	0
2/13/2024	at 14/14 Illinois	0	0	0	0	0	0.0%	0	0	0.0%	0	0	0.0%	0	0	0	0	0	0	0	0	0	0
2/17/2024	Michigan State	0	0	0	0	0	0.0%	0	0	0.0%	0	0	0.0%	0	0	0	0	0	0	0	0	0	0
2/22/2024	at Northwestern	1	0	8	1	2	50.0%	1	1	100.0%	0	0	0.0%	1	1	2	1	0	0	0	0	0	3
2/25/2024	3/3 Purdue	1	0	2	0	0	0.0%	0	0	0.0%	0	0	0.0%	0	1	1	1	0	0	0	0	0	0
2/29/2024	at Rutgers	0	0	0	0	0	0.0%	0	0	0.0%	0	0	0.0%	0	0	0	0	0	0	0	0	0	0
3/3/2024	at Ohio State	1	0	6	1	1	100.0%	0	0	0.0%	0	0	0.0%	2	0	2	0	1	0	0	0	0	2
3/10/2024	Nebraska	1	0	11	1	2	50.0%	0	1	0.0%	1	2	50.0%	0	0	0	2	1	0	0	0	0	3
3/13/2024	vs. TBD																						
3/14/2024	vs. TBD																						
3/15/2024	vs. TBD																						
3/16/2024	vs. TBD																						
3/17/2024	vs. TBD																						
<b>2023-24</b>	<b>Total (Michigan)</b>	<b>17</b>	<b>0</b>	<b>101</b>	<b>7</b>	<b>23</b>	<b>30.4%</b>	<b>2</b>	<b>9</b>	<b>22.2%</b>	<b>8</b>	<b>11</b>	<b>72.7%</b>	<b>6</b>	<b>12</b>	<b>18</b>	<b>12</b>	<b>2</b>	<b>3</b>	<b>2</b>	<b>2</b>	<b>2</b>	<b>24</b>
	<b>Averages</b>			<b>5.9</b>	<b>0.4</b>	<b>1.4</b>		<b>0.1</b>	<b>0.5</b>		<b>0.5</b>	<b>0.6</b>		<b>0.4</b>	<b>0.7</b>	<b>1.1</b>	<b>0.7</b>	<b>0.1</b>	<b>0.2</b>	<b>0.1</b>	<b>0.1</b>	<b>1.4</b>	

#25 Jace Howard



**Jace Howard**

25

- » Junior
- » 6-8 Guard/Forward | 225
- » Miami, Florida
- » University School
- » College of LS&A (Law, Justice & Social Change)
- » Born on September 19, 2001 (22) in Miami, Florida

Breakdown	2023-24	U-M
Games	9	64
Starts	0	0
Points (5+)	3	5
Points (10+)	0	0
Rebounds (5+)	0	0
Assists (3+)	0	0
Blocks (3+)	0	0
Steals (3+)	0	0
Field Goals (5+)	0	0
3-Point FG (3+)	0	0
Free Throws (5+)	0	0

Statistic	Category	Total	Opponent	Date
Points	2023-24	8	#3 Purdue	2/25/2024
	Big Ten	8	#3 Purdue	2/25/2024
	Career	8	#3 Purdue	2/25/2024
Rebounds	2023-24	3	Ohio State	1/15/2024
	Big Ten	3 (2x)	last: Ohio State	1/15/2024
	Career	3 (3x)	last: Ohio State	1/15/2024
Assists	2023-24	1 (4x)	last: #3 Purdue	2/25/2024
	Big Ten	1 (8x)	last: #3 Purdue	2/25/2024
	Career	1 (11x)	last: #3 Purdue	2/25/2024
Blocks	2023-24	-	-	-
	Big Ten	1 (3x)	last: Wisconsin	2/26/2023
	Career	1 (4x)	last: Toledo	3/14/2023
Steals	2023-24	1	Iowa	1/27/2024
	Big Ten	1 (3x)	last: Iowa	1/27/2024
	Career	1 (5x)	last: Iowa	1/27/2024
Field Goals	2023-24	3	#3 Purdue	2/25/2024
	Big Ten	3	#3 Purdue	2/25/2024
	Career	3	#3 Purdue	2/25/2024
3-Field Goals	2023-24	1 (3x)	last: #3 Purdue	2/25/2024
	Big Ten	1 (9x)	last: #3 Purdue	2/25/2024
	Career	1 (13x)	last: #3 Purdue	2/25/2024
Free Throws	2023-24	2	at Purdue	1/23/2024
	Big Ten	2 (3x)	last: at Purdue	1/23/2024
	Career	2 (4x)	last: at Purdue	1/23/2024
Minutes	2023-24	22	#3 Purdue	2/25/2024
	Big Ten	22	#3 Purdue	2/25/2024
	Career	22	#3 Purdue	2/25/2024

**Off the Bench (Reserve)**

**Who is Jace Howard?**

- Strong and high-energy player with aggressive defensive skill set
- Evolving shooting abilities in his mid-range game
- One of Wolverines outspoken leaders and energy providers
- Strong basketball IQ; grew up around the game
- Son of U-M coach Juwan Howard
- Played one season with younger brother, Jett (2022-23)
- Avid Star Wars and Marvel fan
- Voted team co-captain by his teammates (Olivier Nkamhoua)

**Jace Howard in 2023-24**

- Played in nine games off the bench
- Missed first 15 games due to stress fracture in right knee/tibia
  - Returned against Ohio State (Jan. 15), grabbing three rebounds
- Missed additional five games due to illness
  - Returned at Northwestern (Feb. 22), scoring five points
- Averaging 2.7 points and 1.2 rebounds
- Scored a career-high eight points against #3 Purdue (Feb. 25)
- Grabbed a career-best-tying three rebounds against Ohio State

**Oh Captain, My Captain**

- For a second straight season Jace Howard was selected as team captain
- Howard becomes the 18th Wolverine to serve as a captain for two seasons and first since former teammate Eli Brooks (2021, '22)
- Howard, along with his father/head coach Juwan, are the third set of Wolverine father & sons to serve as U-M captains. They join the Dill's (Craig 1967 and Colin 2004) and the Fife's (Dan 1971 and Dugan 1996)
- This season there was a player led vote as Howard, along with Olivier Nkamhoua, were selected by their teammates

**Family Legacy**

- Howard is the son of U-M head coach Juwan Howard
- With the start of the 2023-24 season, there are 25 father/son duos among Division I schools, including five total in the Big Ten
  - Iowa (Fran and Patrick McCaffery)
  - Michigan State (Tom and Steven Izzo)
  - Nebraska (Fred and Sam Hoiberg)
  - Wisconsin (Greg and Isaac Gard)
- When Jace played with younger brother, Jett, last season, they became the third set of brothers to wear the Maize and Blue.
  - Moritz (2016-18) and Franz Wagner (2020-21)
  - Marty and Mark Bodnar (1978-81; twins)
- The Howard's only played one season together as Jett left early for the NBA and was the No. 11 pick in 2023 by the Orlando Magic.

**Michigan Career**

- (2x) Team Captain (2023, '24)
- (2x) Academic All-Big Ten (2022, '23)
- Helped U-M to the Big Ten regular season title (2021)
  - U-M's first conference title in seven years (2014)
- Helped U-M earn two selections to NCAA Tournament (2021, '22)
  - Advanced to back-to-back Sweet 16s (2021, '22)
  - U-M's Sweet 16 berths were the fourth and fifth straight for U-M
  - Advanced to the Elite Eight (2021); fell to No. 11 seed UCLA (51-49)
- Helped U-M earn selection to NIT (2023), advancing to second round

**Eligibility Answers (after 2023-24)**

- Has an additional year of eligibility, if he utilizes NCAA's COVID-19 extension
- Currently plans on using extension and asked to be listed as a junior

## Meet The Wolverines

Season	PPG	RPG	APG	W	L	G	S	MIN	Avg	FG	FGA	FG%	3FG	3FGA	3FG%	FT	FTA	FT%	OFF	DEF	REB	FL	AST	TO	BLK	STL	PTS
2020-21	1.1	0.4	0.0	23	5	11	0	32	2.9	3	7	42.9%	1	2	50.0%	5	10	50.0%	0	4	4	5	0	3	0	0	12
2021-22	1.1	0.5	0.2	19	15	14	0	63	4.5	6	14	42.9%	1	7	14.3%	3	4	75.0%	4	3	7	15	3	4	2	2	16
2022-23	1.2	0.9	0.1	18	16	30	0	233	7.8	12	33	36.4%	7	17	41.2%	6	13	46.2%	7	19	26	29	4	8	2	2	37
2023-24	2.7	1.2	0.4	8	23	9	0	105	11.7	8	22	36.4%	4	13	30.8%	4	6	66.7%	2	9	11	14	4	3	0	1	24
<b>Career</b>	<b>1.4</b>	<b>0.6</b>	<b>0.2</b>	<b>68</b>	<b>59</b>	<b>64</b>	<b>0</b>	<b>433</b>	<b>6.8</b>	<b>29</b>	<b>76</b>	<b>38.2%</b>	<b>13</b>	<b>39</b>	<b>33.3%</b>	<b>18</b>	<b>33</b>	<b>54.5%</b>	<b>13</b>	<b>35</b>	<b>37</b>	<b>63</b>	<b>11</b>	<b>18</b>	<b>4</b>	<b>5</b>	<b>89</b>

Date	Opponent	G	GS	MIN	FG	FGA	%	3FG	3FGA	%	FT	FTA	%	OFF	DEF	REB	FL	AST	TO	BLK	STL	PTS
11/7/2023	UNC Asheville	0	0	0	0	0	0.0%	0	0	0.0%	0	0	0.0%	0	0	0	0	0	0	0	0	0
11/10/2023	Youngstown State	0	0	0	0	0	0.0%	0	0	0.0%	0	0	0.0%	0	0	0	0	0	0	0	0	0
11/13/2023	vs. St. John's	0	0	0	0	0	0.0%	0	0	0.0%	0	0	0.0%	0	0	0	0	0	0	0	0	0
11/17/2023	Long Beach State	0	0	0	0	0	0.0%	0	0	0.0%	0	0	0.0%	0	0	0	0	0	0	0	0	0
11/22/2023	vs. Memphis	0	0	0	0	0	0.0%	0	0	0.0%	0	0	0.0%	0	0	0	0	0	0	0	0	0
11/23/2023	vs. Stanford	0	0	0	0	0	0.0%	0	0	0.0%	0	0	0.0%	0	0	0	0	0	0	0	0	0
11/24/2023	vs. Texas Tech	0	0	0	0	0	0.0%	0	0	0.0%	0	0	0.0%	0	0	0	0	0	0	0	0	0
12/2/2023	at Oregon	0	0	0	0	0	0.0%	0	0	0.0%	0	0	0.0%	0	0	0	0	0	0	0	0	0
12/5/2023	Indiana	0	0	0	0	0	0.0%	0	0	0.0%	0	0	0.0%	0	0	0	0	0	0	0	0	0
12/10/2023	at Iowa	0	0	0	0	0	0.0%	0	0	0.0%	0	0	0.0%	0	0	0	0	0	0	0	0	0
12/16/2023	Eastern Michigan	0	0	0	0	0	0.0%	0	0	0.0%	0	0	0.0%	0	0	0	0	0	0	0	0	0
12/19/2023	vs. Florida	0	0	0	0	0	0.0%	0	0	0.0%	0	0	0.0%	0	0	0	0	0	0	0	0	0
12/29/2023	McNeese	0	0	0	0	0	0.0%	0	0	0.0%	0	0	0.0%	0	0	0	0	0	0	0	0	0
1/4/2024	Minnesota	0	0	0	0	0	0.0%	0	0	0.0%	0	0	0.0%	0	0	0	0	0	0	0	0	0
1/7/2024	vs. Penn State	0	0	0	0	0	0.0%	0	0	0.0%	0	0	0.0%	0	0	0	0	0	0	0	0	0
1/11/2024	at Maryland	0	0	0	0	0	0.0%	0	0	0.0%	0	0	0.0%	0	0	0	0	0	0	0	0	0
1/15/2024	Ohio State	1	0	8	0	1	0.0%	0	1	0.0%	0	0	0.0%	1	2	3	3	0	0	0	0	0
1/18/2024	14/14 Illinois	1	0	9	0	0	0.0%	0	0	0.0%	0	0	0.0%	0	1	1	1	0	0	0	0	0
1/23/2024	at 2/2 Purdue	1	0	12	2	7	28.6%	1	4	25.0%	2	2	100.0%	1	0	1	0	1	0	0	0	7
1/27/2024	Iowa	1	0	7	1	3	33.3%	1	2	50.0%	1	2	50.0%	0	1	1	2	1	0	0	1	4
1/30/2024	at Michigan State	1	0	12	0	1	0.0%	0	1	0.0%	0	0	0.0%	0	1	1	0	1	0	0	0	0
2/3/2024	Rutgers	0	0	0	0	0	0.0%	0	0	0.0%	0	0	0.0%	0	0	0	0	0	0	0	0	0
2/7/2024	11/9 Wisconsin	0	0	0	0	0	0.0%	0	0	0.0%	0	0	0.0%	0	0	0	0	0	0	0	0	0
2/10/2024	at Nebraska	0	0	0	0	0	0.0%	0	0	0.0%	0	0	0.0%	0	0	0	0	0	0	0	0	0
2/13/2024	at 14/14 Illinois	0	0	0	0	0	0.0%	0	0	0.0%	0	0	0.0%	0	0	0	0	0	0	0	0	0
2/17/2024	Michigan State	0	0	0	0	0	0.0%	0	0	0.0%	0	0	0.0%	0	0	0	0	0	0	0	0	0
2/22/2024	at Northwestern	1	0	16	2	2	100.0%	1	1	100.0%	0	0	0.0%	0	1	1	4	0	0	0	0	5
2/25/2024	3/3 Purdue	1	0	22	3	5	60.0%	1	3	33.3%	1	2	50.0%	0	2	2	1	1	0	0	0	8
2/29/2024	at Rutgers	1	0	13	0	3	0.0%	0	1	0.0%	0	0	0.0%	0	0	0	1	0	1	0	0	0
3/3/2024	at Ohio State	1	0	7	0	0	0.0%	0	0	0.0%	0	0	0.0%	0	1	1	2	0	2	0	0	0
3/10/2024	Nebraska	0	0	0	0	0	0.0%	0	0	0.0%	0	0	0.0%	0	0	0	0	0	0	0	0	0
3/13/2024	vs. TBD																					
3/14/2024	vs. TBD																					
3/15/2024	vs. TBD																					
3/16/2024	vs. TBD																					
3/17/2024	vs. TBD																					
<b>2023-24</b>	<b>Total (Michigan)</b>	<b>9</b>	<b>0</b>	<b>106</b>	<b>8</b>	<b>22</b>	<b>36.4%</b>	<b>4</b>	<b>13</b>	<b>30.8%</b>	<b>4</b>	<b>6</b>	<b>66.7%</b>	<b>2</b>	<b>9</b>	<b>11</b>	<b>14</b>	<b>4</b>	<b>3</b>	<b>0</b>	<b>1</b>	<b>24</b>
	<b>Averages</b>			<b>11.8</b>	<b>0.9</b>	<b>2.4</b>		<b>0.4</b>	<b>1.4</b>		<b>0.4</b>	<b>0.7</b>		<b>0.2</b>	<b>1.0</b>	<b>1.2</b>	<b>1.6</b>	<b>0.4</b>	<b>0.3</b>	<b>0.0</b>	<b>0.1</b>	<b>2.7</b>

#31 Harrison Hochberg



**Harrison Hochberg**

**31**

- » Freshman
- » 6-7 Forward | 225
- » New York, New York
- » Cushing Academy (Mass.)
- » College of LS&A (Undecided)
- » Born on September 23, 2003 (20) in New York

Breakdown	2023-24	U-M
Games	9	9
Starts	0	0
Points (5+)	0	0
Points (10+)	0	0
Rebounds (5+)	0	0
Assists (3+)	0	0
Blocks (3+)	0	0
Steals (3+)	0	0
Field Goals (5+)	0	0
3-Point FG (3+)	0	0
Free Throws (5+)	0	0

Statistic	Category	Total	Opponent	Date
Points	2023-24	1	at Ohio State	3/3/2024
	Big Ten	1	at Ohio State	3/3/2024
	Career	1	at Ohio State	3/3/2024
Rebounds	2023-24	2	at Rutgers	2/29/2024
	Big Ten	2	at Rutgers	2/29/2024
	Career	2	at Rutgers	2/29/2024
Assists	2023-24	1	at Rutgers	2/29/2024
	Big Ten	1	at Rutgers	2/29/2024
	Career	1	at Rutgers	2/29/2024
Blocks	2023-24	1	Eastern Michigan	12/16/2023
	Big Ten	-	-	-
	Career	1	Eastern Michigan	12/16/2023
Steals	2023-24	-	-	-
	Big Ten	-	-	-
	Career	-	-	-
Field Goals	2023-24	-	-	-
	Big Ten	-	-	-
	Career	-	-	-
3-Field Goals	2023-24	-	-	-
	Big Ten	-	-	-
	Career	-	-	-
Free Throws	2023-24	1	at Ohio State	3/3/2024
	Big Ten	1	at Ohio State	3/3/2024
	Career	1	at Ohio State	3/3/2024
Minutes	2023-24	4	at Rutgers	2/29/2024
	Big Ten	4	at Rutgers	2/29/2024
	Career	4	at Rutgers	2/29/2024

**Off the Bench (Scout Team)**

**Pronunciation**

Last name: "hock-berg"

**Who is Harrison Hochberg?**

- Key member of U-M's Scout Team
- Physically strong forward; not afraid of contact
- Vocal defender and willing do whatever is necessary for the team
- Downhill scorer, however, does have long range shooting
- Enjoys defense, and guards multiple positions
- Strong rebounder; enjoys getting involved in the paint

**Harrison Hochberg in 2023-24**

- Played in final minutes of nine games
- Scored first career point on a free throw at Ohio State (March 3)
- Grabbed a rebound in five games
  - Had a career-best two at Rutgers (Feb. 29)
- Recorded first assist at Rutgers
- Recorded first career block against Eastern Michigan (Dec. 16)
- Averaging 2.0 minutes per game

**Eligibility Answers (after 2023-24)**

- With no COVID-19 extension available, has three years of eligibility left



## Meet The Wolverines

Season	PPG	RPG	APG	W	L	G	S	MIN	Avg	FG	FGA	FG%	3FG	3FGA	3FG%	FT	FTA	FT%	OFF	DEF	REB	FL	AST	TO	BLK	STL	PTS
2023-24	0.1	0.7	0.1	8	23	9	0	18	2.0	0	0	0.0%	0	0	0.0%	1	5	20.0%	2	4	6	2	1	1	1	0	1
<b>Career</b>	<b>0.1</b>	<b>0.7</b>	<b>0.1</b>	<b>8</b>	<b>23</b>	<b>9</b>	<b>0</b>	<b>18</b>	<b>2.0</b>	<b>0</b>	<b>0</b>	<b>0.0%</b>	<b>0</b>	<b>0</b>	<b>0.0%</b>	<b>1</b>	<b>5</b>	<b>20.0%</b>	<b>2</b>	<b>4</b>	<b>6</b>	<b>2</b>	<b>1</b>	<b>1</b>	<b>1</b>	<b>0</b>	<b>1</b>

Date	Opponent	G	GS	MIN	FG	FGA	%	3FG	3FGA	%	FT	FTA	%	OFF	DEF	REB	FL	AST	TO	BLK	STL	PTS
11/7/2023	UNC Asheville	1	0	2	0	0	0.0%	0	0	0.0%	0	0	0.0%	0	0	0	0	0	0	0	0	0
11/10/2023	Youngstown State	1	0	3	0	0	0.0%	0	0	0.0%	0	1	0.0%	0	1	1	1	0	1	0	0	0
11/13/2023	vs. St. John's	1	0	1	0	0	0.0%	0	0	0.0%	0	0	0.0%	0	1	1	0	0	0	0	0	0
11/17/2023	Long Beach State	0	0	0	0	0	0.0%	0	0	0.0%	0	0	0.0%	0	0	0	0	0	0	0	0	0
11/22/2023	vs. Memphis	0	0	0	0	0	0.0%	0	0	0.0%	0	0	0.0%	0	0	0	0	0	0	0	0	0
11/23/2023	vs. Stanford	0	0	0	0	0	0.0%	0	0	0.0%	0	0	0.0%	0	0	0	0	0	0	0	0	0
11/24/2023	vs. Texas Tech	0	0	0	0	0	0.0%	0	0	0.0%	0	0	0.0%	0	0	0	0	0	0	0	0	0
12/2/2023	at Oregon	0	0	0	0	0	0.0%	0	0	0.0%	0	0	0.0%	0	0	0	0	0	0	0	0	0
12/5/2023	Indiana	0	0	0	0	0	0.0%	0	0	0.0%	0	0	0.0%	0	0	0	0	0	0	0	0	0
12/10/2023	at Iowa	0	0	0	0	0	0.0%	0	0	0.0%	0	0	0.0%	0	0	0	0	0	0	0	0	0
12/16/2023	Eastern Michigan	1	0	1	0	0	0.0%	0	0	0.0%	0	0	0.0%	0	0	0	0	0	0	1	0	0
12/19/2023	vs. Florida	0	0	0	0	0	0.0%	0	0	0.0%	0	0	0.0%	0	0	0	0	0	0	0	0	0
12/29/2023	McNeese	0	0	0	0	0	0.0%	0	0	0.0%	0	0	0.0%	0	0	0	0	0	0	0	0	0
1/4/2024	Minnesota	0	0	0	0	0	0.0%	0	0	0.0%	0	0	0.0%	0	0	0	0	0	0	0	0	0
1/7/2024	vs. Penn State	0	0	0	0	0	0.0%	0	0	0.0%	0	0	0.0%	0	0	0	0	0	0	0	0	0
1/11/2024	at Maryland	0	0	0	0	0	0.0%	0	0	0.0%	0	0	0.0%	0	0	0	0	0	0	0	0	0
1/15/2024	Ohio State	0	0	0	0	0	0.0%	0	0	0.0%	0	0	0.0%	0	0	0	0	0	0	0	0	0
1/18/2024	14/14 Illinois	0	0	0	0	0	0.0%	0	0	0.0%	0	0	0.0%	0	0	0	0	0	0	0	0	0
1/23/2024	at 2/2 Purdue	1	0	3	0	0	0.0%	0	0	0.0%	0	0	0.0%	0	1	1	0	0	0	0	0	0
1/27/2024	Iowa	0	0	0	0	0	0.0%	0	0	0.0%	0	0	0.0%	0	0	0	0	0	0	0	0	0
1/30/2024	at Michigan State	0	0	0	0	0	0.0%	0	0	0.0%	0	0	0.0%	0	0	0	0	0	0	0	0	0
2/3/2024	Rutgers	0	0	0	0	0	0.0%	0	0	0.0%	0	0	0.0%	0	0	0	0	0	0	0	0	0
2/7/2024	11/9 Wisconsin	0	0	0	0	0	0.0%	0	0	0.0%	0	0	0.0%	0	0	0	0	0	0	0	0	0
2/10/2024	at Nebraska	1	0	2	0	0	0.0%	0	0	0.0%	0	0	0.0%	0	0	0	0	0	0	0	0	0
2/13/2024	at 14/14 Illinois	0	0	0	0	0	0.0%	0	0	0.0%	0	0	0.0%	0	0	0	0	0	0	0	0	0
2/17/2024	Michigan State	0	0	0	0	0	0.0%	0	0	0.0%	0	0	0.0%	0	0	0	0	0	0	0	0	0
2/22/2024	at Northwestern	1	0	1	0	0	0.0%	0	0	0.0%	0	0	0.0%	0	0	0	0	0	0	0	0	0
2/25/2024	3/3 Purdue	0	0	0	0	0	0.0%	0	0	0.0%	0	0	0.0%	0	0	0	0	0	0	0	0	0
2/29/2024	at Rutgers	1	0	4	0	0	0.0%	0	0	0.0%	0	2	0.0%	1	1	2	1	1	0	0	0	0
3/3/2024	at Ohio State	1	0	3	0	0	0.0%	0	0	0.0%	1	2	50.0%	1	0	1	0	0	0	0	0	1
3/10/2024	Nebraska	0	0	0	0	0	0.0%	0	0	0.0%	0	0	0.0%	0	0	0	0	0	0	0	0	0
3/13/2024	vs. TBD																					
3/14/2024	vs. TBD																					
3/15/2024	vs. TBD																					
3/16/2024	vs. TBD																					
3/17/2024	vs. TBD																					
<b>2023-24</b>	<b>Total (Michigan)</b>	<b>9</b>	<b>0</b>	<b>20</b>	<b>0</b>	<b>0</b>	<b>0.0%</b>	<b>0</b>	<b>0</b>	<b>0.0%</b>	<b>1</b>	<b>5</b>	<b>20.0%</b>	<b>2</b>	<b>4</b>	<b>6</b>	<b>2</b>	<b>1</b>	<b>1</b>	<b>1</b>	<b>0</b>	<b>1</b>
	<b>Averages</b>			<b>2.2</b>	<b>0.0</b>	<b>0.0</b>		<b>0.0</b>	<b>0.0</b>		<b>0.1</b>	<b>0.6</b>		<b>0.2</b>	<b>0.4</b>	<b>0.7</b>	<b>0.2</b>	<b>0.1</b>	<b>0.1</b>	<b>0.1</b>	<b>0.0</b>	<b>0.1</b>

# #32 Tarris Reed, Jr.



**Tarris Reed, Jr.**

**32**

- » **Sophomore**
- » **6-10 Forward | 265**
- » **St. Louis, Missouri**
- » **Link Year Prep Academy**
- » **College of LS&A (Undecided)**
- » **Born on August 5, 2003 (20) in St. Louis, Miss.**

Breakdown	2023-24	U-M
Games	31	65
Starts	30	30
Points (10+)	12	12
Points (20+)	1	1
Rebounds (5+)	25	37
Rebounds (10+)	6	7
Assists (3+)	1	1
Blocks (3+)	7	10
Blocks (5+)	2	2
Steals (3+)	0	0
Field Goals (5+)	9	9
3-Point FG (3+)	0	0
Free Throws (5+)	3	3

Milestones	Needs	Career
400 Points	8	392
75 Games	10	65
50 Steals	16	34
100 Blocks	24	76
400 Rebounds	46	354

Statistic	Category	Total	Opponent	Date
Points	2023-24	20	Illinois	1/18/2024
	Big Ten	20	Illinois	1/18/2024
	Career	20	Illinois	1/18/2024
Rebounds	2023-24	15	Rutgers	2/3/2024
	Big Ten	15	Rutgers	2/3/2024
	Career	15	Rutgers	2/3/2024
Assists	2023-24	3	UNC Asheville	11/7/2023
	Big Ten	2	at Northwestern	2/22/2024
	Career	3	UNC Asheville	11/7/2023
Blocks	2023-24	5 (2x)	last: Rutgers	2/3/2024
	Big Ten	5 (2x)	last: Rutgers	2/3/2024
	Career	5 (2x)	last: Rutgers	2/3/2024
Steals	2023-24	2 (2x)	last: vs. Stanford	11/23/2023
	Big Ten	3	Michigan State	2/18/2023
	Career	2 (3x)	last: at St. John's	11/13/2023
Field Goals	2023-24	8	Illinois	1/18/2024
	Big Ten	8	Illinois	1/18/2024
	Career	8	Illinois	1/18/2024
3-Field Goals	2023-24	1	at Michigan State	1/30/2024
	Big Ten	1	at Michigan State	1/30/2024
	Career	1	at Michigan State	1/30/2024
Free Throws	2023-24	6	#11 Wisconsin	2/7/2024
	Big Ten	6	#11 Wisconsin	2/7/2024
	Career	6	#11 Wisconsin	2/7/2024
Minutes	2023-24	45	vs. Florida	12/19/2023
	Big Ten	37	at Northwestern	2/22/2024
	Career	45	vs. Florida	12/19/2023

## Starting Five

### Nickname(s)

- Earned the nickname "Hoss" from Juwan Howard
- Has a second nickname of "Baby Panda" because of his love for the animated movies of Kung Fu Panda

### Broadcast Note

- Respectfully asks the reference "junior" as much as possible

### Who is Tarris Reed, Jr.?

- Big, physical presence for the Wolverines
- Strong footwork down low; continues to hone skills with right & left hands
- Embraces defensive challenges; loves to block shots
- Strong rebounder, who can get out in transition
- Tireless worker; especially with Juwan Howard in the Big Man Lab
- Spent summer reshaping his body and working on free throws
- Health enthusiast committed to improving mind, body and soul
- Eldest of three siblings

### Tarris Reed, Jr. in 2023-24

- Played in all 31 games, with 30 starts
- Averaging 8.9 points per game
  - Recorded first 250-plus point season (276)
  - Has 12 double figure scoring games
  - Scored a career-best 20 points against #14 Illinois (Jan. 18)
    - First career 20-plus point game
    - Finished 8-for-10 from the field and 4-for-4 at the free throw line
- Averaging 7.2 rebounds per game
  - Rebound first 200-plus rebound season (222)
  - Has 25 games of five-plus rebounds, with six 10-plus games
    - 11 rebounds vs. St. John's (Nov. 13)
    - 12 rebounds vs. Memphis (Nov. 22)
    - 11 rebounds against Minnesota (Jan. 4)
    - 10 rebounds at #2 Purdue (Jan. 23)
    - (career-best) 15 rebounds against Rutgers (Feb. 3)
    - 11 rebounds against Michigan State (Feb. 17)
- Leads U-M with 77 offensive rebounds (2.5 per game)
- Recorded three double-doubles
  - 14 points, 11 rebounds (Minnesota) - first of career
  - 12 points, 15 rebounds (Rutgers)
  - 15 points, 11 rebounds (Michigan State)
- Leads U-M with 45 blocks
  - Has 14 multi block games
  - Had a career-best five blocks, twice: Minnesota (Jan. 4), Rutgers (Feb. 3)
- Averaging 26.5 minutes per game -- a career-best-pace
  - Averaging nearly double minutes better than last season (12.6; 2022-23)
  - Played a career-best 45 minutes (2OT) vs. Florida (Dec. 19)
    - First career 40-plus minute game

### The St. Louis Chef

- After his freshman season, Reed dedicated himself to clean eating as he learned as much about nutrition and started cooking for himself.
- With the new outlook, he trimmed 15-20 pounds off his frame while adding muscle with Jon Sanderson's summer lifting program.
- Each Sunday, Reed meal preps for the week cooking chicken, rice, noodles and combinations of vegetables.

### Playing that Tune

- Accomplished saxophonist; plays both the baritone and alto saxophones
- Started playing in middle school; instead of joining the choir
- First tried the trumpet, however, opted to switch to saxophone
- Wants to play the national anthem at Crisler Center one day

### His Own Brand ([www.tarrisreedjr.com](http://www.tarrisreedjr.com))

- A huge fan of shark tank, started his own clothing brand - TJR Brand
- Offers clothing, hats, phone cases and more for men, women & youth

### Eligibility Answers (after 2023-24)

- With no COVID-19 extension available, has two years of eligibility left

## Meet The Wolverines

Season	PPG	RPG	APG	W	L	G	S	MIN	Avg	FG	FGA	FG%	3FG	3FGA	3FG%	FT	FTA	FT%	OFF	DEF	REB	FL	AST	TO	BLK	STL	PTS
2022-23	3.4	3.9	0.1	18	16	34	0	427	12.6	45	87	51.7%	0	0	0.0%	26	65	40.0%	52	80	132	64	3	34	31	17	116
2023-24	8.9	7.2	0.6	8	23	31	30	822	26.5	106	204	52.0%	1	3	33.3%	63	108	58.3%	77	145	222	77	18	71	45	17	276
<b>Career</b>	<b>6.0</b>	<b>5.4</b>	<b>0.3</b>	<b>26</b>	<b>39</b>	<b>65</b>	<b>30</b>	<b>1249</b>	<b>19.2</b>	<b>151</b>	<b>291</b>	<b>51.9%</b>	<b>1</b>	<b>3</b>	<b>33.3%</b>	<b>89</b>	<b>173</b>	<b>51.4%</b>	<b>129</b>	<b>225</b>	<b>354</b>	<b>141</b>	<b>21</b>	<b>105</b>	<b>76</b>	<b>34</b>	<b>392</b>

Date	Opponent	G	GS	MIN	FG	FGA	%	3FG	3FGA	%	FT	FTA	%	OFF	DEF	REB	FL	AST	TO	BLK	STL	PTS				
11/7/2023	UNC Asheville	1	1	20	4	4	100.0%	0	0	0.0%	1	2	50.0%	3	4	7	2	3	1	0	0	9				
11/10/2023	Youngstown State	1	1	19	4	8	50.0%	0	0	0.0%	1	2	50.0%	0	4	4	0	0	1	0	1	9				
11/13/2023	vs. St. John's	1	1	25	2	5	40.0%	0	1	0.0%	1	5	20.0%	4	7	11	1	0	1	3	2	5				
11/17/2023	Long Beach State	1	1	21	4	8	50.0%	0	0	0.0%	0	1	0.0%	3	1	4	3	0	2	0	0	8				
11/22/2023	vs. Memphis	1	1	23	4	7	57.1%	0	0	0.0%	0	2	0.0%	7	5	12	2	0	3	4	0	8				
11/23/2023	vs. Stanford	1	1	27	5	5	100.0%	0	0	0.0%	1	3	33.3%	1	4	5	1	0	4	2	2	11				
11/24/2023	vs. Texas Tech	1	1	17	0	2	0.0%	0	0	0.0%	4	6	66.7%	2	4	6	4	1	0	2	0	4				
12/2/2023	at Oregon	1	1	21	0	0	0.0%	0	0	0.0%	0	2	0.0%	1	2	3	3	0	2	0	1	0				
12/5/2023	Indiana	1	1	18	2	2	100.0%	0	0	0.0%	1	2	50.0%	1	2	3	2	0	4	1	1	5				
12/10/2023	at Iowa	1	1	26	7	10	70.0%	0	0	0.0%	5	7	71.4%	4	2	6	2	0	2	3	0	19				
12/16/2023	Eastern Michigan	1	0	27	5	6	83.3%	0	0	0.0%	3	3	100.0%	1	7	8	1	1	2	2	2	13				
12/19/2023	vs. Florida	1	1	45	5	13	38.5%	0	0	0.0%	4	7	57.1%	3	2	5	4	2	2	2	1	14				
12/29/2023	McNeese	1	1	22	0	1	0.0%	0	0	0.0%	0	0	0.0%	2	2	4	4	0	1	0	1	0				
1/4/2024	Minnesota	1	1	31	5	10	50.0%	0	0	0.0%	4	6	66.7%	4	7	11	2	1	0	5	1	14				
1/7/2024	vs. Penn State	1	1	16	2	2	100.0%	0	0	0.0%	1	1	100.0%	0	4	4	1	1	3	0	0	5				
1/11/2024	at Maryland	1	1	19	3	5	60.0%	0	0	0.0%	2	2	100.0%	1	5	6	3	0	3	0	1	8				
1/15/2024	Ohio State	1	1	28	2	9	22.2%	0	0	0.0%	2	2	100.0%	5	4	9	3	0	3	0	0	6				
1/18/2024	14/14 Illinois	1	1	31	8	10	80.0%	0	0	0.0%	4	4	100.0%	1	4	5	3	1	0	0	0	20				
1/23/2024	at 2/2 Purdue	1	1	26	3	8	37.5%	0	0	0.0%	0	1	0.0%	3	7	10	5	1	1	1	0	6				
1/27/2024	Iowa	1	1	28	3	5	60.0%	0	0	0.0%	1	2	50.0%	3	4	7	3	1	3	0	0	7				
1/30/2024	at Michigan State	1	1	33	2	4	50.0%	1	1	100.0%	0	4	0.0%	2	7	9	1	0	3	2	0	5				
2/3/2024	Rutgers	1	1	34	5	8	62.5%	0	0	0.0%	2	2	100.0%	4	11	15	3	1	5	5	0	12				
2/7/2024	11/9 Wisconsin	1	1	30	3	5	60.0%	0	0	0.0%	6	10	60.0%	2	4	6	3	0	1	3	1	12				
2/10/2024	at Nebraska	1	1	30	3	9	33.3%	0	0	0.0%	3	3	100.0%	4	5	9	2	1	2	1	1	9				
2/13/2024	at 14/14 Illinois	1	1	32	5	14	35.7%	0	0	0.0%	3	5	60.0%	3	4	7	3	0	3	3	0	13				
2/17/2024	Michigan State	1	1	27	6	10	60.0%	0	1	0.0%	3	4	75.0%	3	8	11	3	0	2	2	0	15				
2/22/2024	at Northwestern	1	1	37	4	11	36.4%	0	0	0.0%	5	9	55.6%	1	5	6	1	2	3	1	0	13				
2/25/2024	3/3 Purdue	1	1	19	1	2	50.0%	0	0	0.0%	0	0	0.0%	3	4	7	5	1	4	0	0	2				
2/29/2024	at Rutgers	1	1	30	4	8	50.0%	0	0	0.0%	4	7	57.1%	3	5	8	2	1	3	1	0	12				
3/3/2024	at Ohio State	1	1	33	1	8	12.5%	0	0	0.0%	2	4	50.0%	3	6	9	3	0	5	1	2	4				
3/10/2024	Nebraska	1	1	30	4	6	66.7%	0	0	0.0%	0	0	0.0%	1	5	6	2	0	3	1	0	8				
3/13/2024	vs. TBD																									
3/14/2024	vs. TBD																									
3/15/2024	vs. TBD																									
3/16/2024	vs. TBD																									
3/17/2024	vs. TBD																									
<b>2023-24</b>	<b>Total (Michigan)</b>	<b>31</b>	<b>30</b>	<b>825</b>	<b>106</b>	<b>205</b>	<b>51.7%</b>	<b>1</b>	<b>3</b>	<b>33.3%</b>	<b>63</b>	<b>108</b>	<b>58.3%</b>	<b>78</b>	<b>145</b>	<b>223</b>	<b>77</b>	<b>18</b>	<b>71</b>	<b>45</b>	<b>17</b>	<b>276</b>				
	<b>Averages</b>			<b>26.6</b>	<b>3.4</b>	<b>6.6</b>		<b>0.0</b>	<b>0.1</b>		<b>2.0</b>	<b>3.5</b>		<b>2.5</b>	<b>4.7</b>	<b>7.2</b>	<b>2.5</b>	<b>0.6</b>	<b>2.3</b>	<b>1.5</b>	<b>0.5</b>	<b>8.9</b>				

Double-Doubles	Date	Points	Rebs	Team
Minnesota	1/4/2024	14	11	Michigan
Rutgers	2/3/2024	12	15	Michigan
Michigan State	2/17/2024	15	11	Michigan

# #34 Jackson Selvala



**Jackson Selvala**

- » Fifth-Year Senior
- » 6-7 Forward | 230
- » New Canaan, Connecticut
- » Deerfield Academy (Mass.)
- » Taubman (Real Estate Development Certificate)
- » Born on August 27, 1999 (24) in New York, N.Y.

**34**

Breakdown	2023-24	U-M
Games	12	16
Starts	0	0
Points (5+)	0	0
Points (10+)	0	0
Rebounds (5+)	0	0
Assists (3+)	0	0
Blocks (3+)	0	0
Steals (3+)	0	0
Field Goals (5+)	0	0
3-Point FG (3+)	0	0
Free Throws (5+)	0	0

Statistic	Category	Total	Opponent	Date
Points	2023-24	2 (2x)	last: Nebraska	3/10/2024
	Big Ten	2 (2x)	last: Nebraska	3/10/2024
	Career	2 (2x)	last: Nebraska	3/10/2024
Rebounds	2023-24	1 (5x)	last: Nebraska	3/10/2024
	Big Ten	1 (5x)	last: Nebraska	3/10/2024
	Career	1 (6x)	last: Nebraska	3/10/2024
Assists	2023-24	1 (2x)	last: at Purdue	1/23/2024
	Big Ten	1	at Purdue	1/23/2024
	Career	1 (2x)	last: at Purdue	1/23/2024
Blocks	2023-24	-	-	-
	Big Ten	-	-	-
	Career	-	-	-
Steals	2023-24	-	-	-
	Big Ten	-	-	-
	Career	-	-	-
Field Goals	2023-24	-	-	-
	Big Ten	-	-	-
	Career	-	-	-
3-Field Goals	2023-24	-	-	-
	Big Ten	-	-	-
	Career	-	-	-
Free Throws	2023-24	2 (2x)	last: Nebraska	3/10/2024
	Big Ten	2 (2x)	last: Nebraska	3/10/2024
	Career	2 (2x)	last: Nebraska	3/10/2024
Minutes	2023-24	5	Youngstown State	11/10/2023
	Big Ten	4	at Rutgers	2/29/2024
	Career	5	Youngstown State	11/10/2023

## Off the Bench (Scout Team)

**Pronunciation**

- Last name: "sale-val-lah"

**Who is Jackson Selvala?**

- Key member of U-M's Scout Team
- Former team manager elevated to team roster last season
- Solid defender and rebounder
- Long, fluid shooter who handles the ball well
- Good passer who moves well and sees the floor
- Competed in Manager Games at 2022 Final Four

**Jackson Selvala in 2023-24**

- Played in final minutes of 12 games; eight on the road
- Scored first career points on a pair of free throws at Nebraska (Feb. 10)
  - Scored two more points on a pair of free throws vs. Nebraska (March 10)
- Grabbed one rebound, five times
- Recorded first assist at St. John's (Nov. 13)
  - Recorded a second assist at #2 Purdue (Jan. 23)
- Played in 2.3 minutes per game
  - Played career-best five minutes against Youngstown State (Nov. 10)

**Living the Dream**

- Selvala began his Michigan career as a team manager and was used on the scout team during practice. Eventually, he was promoted to walk-on status and officially joined the Wolverines last season.
- With a fifth-year available he returned for a final season after finishing his undergrad degree in political science
- Selvala would need to apply for an extension waiver to return next season

**Eligibility Answers (after 2023-24)**

- Playing a fifth-year; would need to apply for an extension waiver to return



## Meet The Wolverines

Season	PPG	RPG	APG	W	L	G	S	MIN	Avg	FG	FGA	FG%	3FG	3FGA	3FG%	FT	FTA	FT%	OFF	DEF	REB	FL	AST	TO	BLK	STL	PTS
2022-23	0.0	0.3	0.0	18	16	4	0	7	1.8	0	1	0.0%	0	0	0.0%	0	0	0.0%	0	1	1	0	0	2	0	0	0
2023-24	0.3	0.4	0.2	8	23	12	0	27	2.3	0	3	0.0%	0	3	0.0%	4	4	100.0%	1	4	5	2	2	1	0	0	4
<b>Career</b>	<b>0.3</b>	<b>0.4</b>	<b>0.1</b>	<b>26</b>	<b>39</b>	<b>16</b>	<b>0</b>	<b>34</b>	<b>2.1</b>	<b>0</b>	<b>4</b>	<b>0.0%</b>	<b>0</b>	<b>3</b>	<b>0.0%</b>	<b>4</b>	<b>4</b>	<b>100.0%</b>	<b>1</b>	<b>5</b>	<b>6</b>	<b>2</b>	<b>2</b>	<b>3</b>	<b>0</b>	<b>0</b>	<b>4</b>

Date	Opponent	G	GS	MIN	FG	FGA	%	3FG	3FGA	%	FT	FTA	%	OFF	DEF	REB	FL	AST	TO	BLK	STL	PTS
11/7/2023	UNC Asheville	1	0	3	0	1	0.0%	0	1	0.0%	0	0	0.0%	0	0	0	0	0	0	0	0	0
11/10/2023	Youngstown State	1	0	5	0	0	0.0%	0	0	0.0%	0	0	0.0%	0	1	1	1	0	1	0	0	0
11/13/2023	vs. St. John's	1	0	1	0	0	0.0%	0	0	0.0%	0	0	0.0%	0	0	0	0	1	0	0	0	0
11/17/2023	Long Beach State	0	0	0	0	0	0.0%	0	0	0.0%	0	0	0.0%	0	0	0	0	0	0	0	0	0
11/22/2023	vs. Memphis	0	0	0	0	0	0.0%	0	0	0.0%	0	0	0.0%	0	0	0	0	0	0	0	0	0
11/23/2023	vs. Stanford	0	0	0	0	0	0.0%	0	0	0.0%	0	0	0.0%	0	0	0	0	0	0	0	0	0
11/24/2023	vs. Texas Tech	0	0	0	0	0	0.0%	0	0	0.0%	0	0	0.0%	0	0	0	0	0	0	0	0	0
12/2/2023	at Oregon	0	0	0	0	0	0.0%	0	0	0.0%	0	0	0.0%	0	0	0	0	0	0	0	0	0
12/5/2023	Indiana	0	0	0	0	0	0.0%	0	0	0.0%	0	0	0.0%	0	0	0	0	0	0	0	0	0
12/10/2023	at Iowa	1	0	1	0	0	0.0%	0	0	0.0%	0	0	0.0%	0	0	0	0	0	0	0	0	0
12/16/2023	Eastern Michigan	1	0	1	0	1	0.0%	0	1	0.0%	0	0	0.0%	0	1	1	1	0	0	0	0	0
12/19/2023	vs. Florida	0	0	0	0	0	0.0%	0	0	0.0%	0	0	0.0%	0	0	0	0	0	0	0	0	0
12/29/2023	McNeese	0	0	0	0	0	0.0%	0	0	0.0%	0	0	0.0%	0	0	0	0	0	0	0	0	0
1/4/2024	Minnesota	0	0	0	0	0	0.0%	0	0	0.0%	0	0	0.0%	0	0	0	0	0	0	0	0	0
1/7/2024	vs. Penn State	0	0	0	0	0	0.0%	0	0	0.0%	0	0	0.0%	0	0	0	0	0	0	0	0	0
1/11/2024	at Maryland	0	0	0	0	0	0.0%	0	0	0.0%	0	0	0.0%	0	0	0	0	0	0	0	0	0
1/15/2024	Ohio State	0	0	0	0	0	0.0%	0	0	0.0%	0	0	0.0%	0	0	0	0	0	0	0	0	0
1/18/2024	14/14 Illinois	0	0	0	0	0	0.0%	0	0	0.0%	0	0	0.0%	0	0	0	0	0	0	0	0	0
1/23/2024	at 2/2 Purdue	1	0	3	0	0	0.0%	0	0	0.0%	0	0	0.0%	0	0	0	0	1	0	0	0	0
1/27/2024	Iowa	0	0	0	0	0	0.0%	0	0	0.0%	0	0	0.0%	0	0	0	0	0	0	0	0	0
1/30/2024	at Michigan State	0	0	0	0	0	0.0%	0	0	0.0%	0	0	0.0%	0	0	0	0	0	0	0	0	0
2/3/2024	Rutgers	0	0	0	0	0	0.0%	0	0	0.0%	0	0	0.0%	0	0	0	0	0	0	0	0	0
2/7/2024	11/9 Wisconsin	0	0	0	0	0	0.0%	0	0	0.0%	0	0	0.0%	0	0	0	0	0	0	0	0	0
2/10/2024	at Nebraska	1	0	2	0	0	0.0%	0	0	0.0%	2	2	100.0%	1	0	1	2	2	1	0	0	2
2/13/2024	at 14/14 Illinois	1	0	3	0	0	0.0%	0	0	0.0%	0	0	0.0%	0	1	1	0	0	0	0	0	0
2/17/2024	Michigan State	0	0	0	0	0	0.0%	0	0	0.0%	0	0	0.0%	0	0	0	0	0	0	0	0	0
2/22/2024	at Northwestern	1	0	1	0	0	0.0%	0	0	0.0%	0	0	0.0%	0	0	0	0	0	0	0	0	0
2/25/2024	3/3 Purdue	0	0	0	0	0	0.0%	0	0	0.0%	0	0	0.0%	0	0	0	0	0	0	0	0	0
2/29/2024	at Rutgers	1	0	4	0	1	0.0%	0	1	0.0%	0	0	0.0%	0	0	0	0	0	0	0	0	0
3/3/2024	at Ohio State	1	0	3	0	0	0.0%	0	0	0.0%	0	0	0.0%	0	0	0	0	0	0	0	0	0
3/10/2024	Nebraska	1	0	2	0	0	0.0%	0	0	0.0%	2	2	100.0%	0	1	1	0	0	0	0	0	2
3/13/2024	vs. TBD																					
3/14/2024	vs. TBD																					
3/15/2024	vs. TBD																					
3/16/2024	vs. TBD																					
3/17/2024	vs. TBD																					
<b>2023-24</b>	<b>Total (Michigan)</b>	<b>12</b>	<b>0</b>	<b>29</b>	<b>0</b>	<b>3</b>	<b>0.0%</b>	<b>0</b>	<b>3</b>	<b>0.0%</b>	<b>4</b>	<b>4</b>	<b>100.0%</b>	<b>1</b>	<b>4</b>	<b>5</b>	<b>4</b>	<b>4</b>	<b>2</b>	<b>0</b>	<b>0</b>	<b>4</b>
	<b>Averages</b>			<b>2.4</b>	<b>0.0</b>	<b>0.3</b>		<b>0.0</b>	<b>0.3</b>		<b>0.3</b>	<b>0.3</b>		<b>0.1</b>	<b>0.3</b>	<b>0.4</b>	<b>0.3</b>	<b>0.3</b>	<b>0.2</b>	<b>0.0</b>	<b>0.0</b>	<b>0.3</b>

# #40 George Washington III



**George Washington III**

- » Freshman
- » 6-2 Guard | 170
- » Austin, Texas
- » Chaminade-Julienne Catholic High School (Ohio)
- » College of LS&A (Undecided)
- » Born on December 19, 2003 (19) in Houston, Texas

**40**

Breakdown	2023-24	U-M
Games	21	21
Starts	0	0
Points (5+)	2	2
Points (10+)	1	1
Rebounds (5+)	0	0
Assists (3+)	0	0
Blocks (3+)	0	0
Steals (3+)	0	0
Field Goals (5+)	0	0
3-Point FG (3+)	0	0
Free Throws (5+)	0	0

Statistic	Category	Total	Opponent	Date
Points	2023-24	10	at #2 Purdue	1/23/2024
	Big Ten	10	at #2 Purdue	1/23/2024
	Career	10	at #2 Purdue	1/23/2024
Rebounds	2023-24	3	at #14 Illinois	2/13/2024
	Big Ten	3	at #14 Illinois	2/13/2024
	Career	3	at #14 Illinois	2/13/2024
Assists	2023-24	2	at Northwestern	2/22/2024
	Big Ten	2	at Northwestern	2/22/2024
	Career	2	at Northwestern	2/22/2024
Blocks	2023-24	1	at St. John's	11/13/2023
	Big Ten	-	-	-
	Career	1	at St. John's	11/13/2023
Steals	2023-24	1 (2x)	last: at #14 Illinois	2/13/2024
	Big Ten	1 (2x)	last: at #14 Illinois	2/13/2024
	Career	1 (2x)	last: at #14 Illinois	2/13/2024
Field Goals	2023-24	2 (2x)	last: at Purdue	1/23/2024
	Big Ten	2	at #2 Purdue	1/23/2024
	Career	2 (2x)	last: at Purdue	1/23/2024
3-Field Goals	2023-24	2	at #2 Purdue	1/23/2024
	Big Ten	2	at #2 Purdue	1/23/2024
	Career	2	at #2 Purdue	1/23/2024
Free Throws	2023-24	4	at #2 Purdue	1/23/2024
	Big Ten	4	at #2 Purdue	1/23/2024
	Career	4	at #2 Purdue	1/23/2024
Minutes	2023-24	18	at #14 Illinois	2/13/2024
	Big Ten	18	at #14 Illinois	2/13/2024
	Career	18	at #14 Illinois	2/13/2024

## Off the Bench (Reserve)

**Broadcast Note**

- Respectfully asks the reference "the third" as much as possible

**Who is George Washington III?**

- Lone freshman signee for the Class of 2024
- Athletic finisher around the rim with the ability to finish through contact
- Strong shooter however prefers to do most of his scoring inside the arc
- Crashes the boards hard; contributes strong rebounding numbers
- Quick first step allows him to blow by defenders with ease
- Great defensive instincts that lead to plenty of steals
- Working on adjusting to college game and U-M's offense
- Tireless worker; working all aspects of game to help serve U-M in an capacity

**George Washington III in 2023-24**

- Come off the bench in 21 games
- Scored a career-best 10 points at #2 Purdue (Jan. 23)
  - Drained two three-pointers and was 4-for-4 on free throws
- Grabbed a career-best three rebounds at #14 Illinois (Feb. 13)
- Averaging 6.8 minutes per game
  - Has five games with 10-plus minutes
  - Played in a career-best 18 minutes at #14 Illinois

**Eligibility Answers (after 2023-24)**

- With no COVID-19 extension available, has three years of eligibility left

## Meet The Wolverines

Season	PPG	RPG	APG	W	L	G	S	MIN	Avg	FG	FGA	FG%	3FG	3FGA	3FG%	FT	FTA	FT%	OFF	DEF	REB	FL	AST	TO	BLK	STL	PTS
2023-24	1.0	0.3	0.3	8	23	21	0	143	6.8	5	27	18.5%	4	18	22.2%	8	10	80.0%	0	6	6	13	6	6	1	2	22
Career	1.0	0.3	0.3	8	23	21	0	143	6.8	5	27	18.5%	4	18	22.2%	8	10	80.0%	0	6	6	13	6	6	1	2	22

Date	Opponent	G	GS	MIN	FG	FGA	%	3FG	3FGA	%	FT	FTA	%	OFF	DEF	REB	FL	AST	TO	BLK	STL	PTS
11/7/2023	UNC Asheville	1	0	16	0	4	0.0%	0	1	0.0%	0	0	0.0%	0	1	1	3	1	1	0	0	0
11/10/2023	Youngstown State	1	0	14	2	4	50.0%	1	2	50.0%	0	0	0.0%	0	0	0	1	1	0	0	0	5
11/13/2023	vs. St. John's	1	0	5	0	1	0.0%	0	1	0.0%	0	0	0.0%	0	0	0	0	1	0	1	0	0
11/17/2023	Long Beach State	1	0	4	0	0	0.0%	0	0	0.0%	0	0	0.0%	0	0	0	0	0	0	0	0	0
11/22/2023	vs. Memphis	1	0	2	0	1	0.0%	0	0	0.0%	0	0	0.0%	0	0	0	1	0	0	0	0	0
11/23/2023	vs. Stanford	1	0	3	0	0	0.0%	0	0	0.0%	0	0	0.0%	0	0	0	1	0	0	0	0	0
11/24/2023	vs. Texas Tech	1	0	5	0	1	0.0%	0	0	0.0%	0	0	0.0%	0	0	0	0	0	0	0	0	0
12/2/2023	at Oregon	0	0	0	0	0	0.0%	0	0	0.0%	0	0	0.0%	0	0	0	0	0	0	0	0	0
12/5/2023	Indiana	0	0	0	0	0	0.0%	0	0	0.0%	0	0	0.0%	0	0	0	0	0	0	0	0	0
12/10/2023	at Iowa	1	0	1	0	0	0.0%	0	0	0.0%	1	2	50.0%	0	0	0	0	0	0	0	0	1
12/16/2023	Eastern Michigan	1	0	2	0	0	0.0%	0	0	0.0%	0	0	0.0%	0	0	0	0	0	0	0	0	0
12/19/2023	vs. Florida	0	0	0	0	0	0.0%	0	0	0.0%	0	0	0.0%	0	0	0	0	0	0	0	0	0
12/29/2023	McNeese	1	0	7	0	1	0.0%	0	1	0.0%	0	0	0.0%	0	0	0	0	0	1	0	0	0
1/4/2024	Minnesota	0	0	0	0	0	0.0%	0	0	0.0%	0	0	0.0%	0	0	0	0	0	0	0	0	0
1/7/2024	vs. Penn State	0	0	0	0	0	0.0%	0	0	0.0%	0	0	0.0%	0	0	0	0	0	0	0	0	0
1/11/2024	at Maryland	1	0	9	0	0	0.0%	0	0	0.0%	0	0	0.0%	0	0	0	1	0	0	0	0	0
1/15/2024	Ohio State	0	0	0	0	0	0.0%	0	0	0.0%	0	0	0.0%	0	0	0	0	0	0	0	0	0
1/18/2024	14/14 Illinois	0	0	0	0	0	0.0%	0	0	0.0%	0	0	0.0%	0	0	0	0	0	0	0	0	0
1/23/2024	at 2/2 Purdue	1	0	12	2	4	50.0%	2	4	50.0%	4	4	100.0%	0	1	1	0	0	1	0	1	10
1/27/2024	Iowa	0	0	0	0	0	0.0%	0	0	0.0%	0	0	0.0%	0	0	0	0	0	0	0	0	0
1/30/2024	at Michigan State	0	0	0	0	0	0.0%	0	0	0.0%	0	0	0.0%	0	0	0	0	0	0	0	0	0
2/3/2024	Rutgers	0	0	0	0	0	0.0%	0	0	0.0%	0	0	0.0%	0	0	0	0	0	0	0	0	0
2/7/2024	11/9 Wisconsin	1	0	4	0	0	0.0%	0	0	0.0%	0	0	0.0%	0	0	0	0	0	0	0	0	0
2/10/2024	at Nebraska	1	0	4	0	2	0.0%	0	2	0.0%	0	0	0.0%	0	0	0	2	0	1	0	0	0
2/13/2024	at 14/14 Illinois	1	0	18	0	4	0.0%	0	3	0.0%	0	0	0.0%	0	3	3	0	1	0	0	1	0
2/17/2024	Michigan State	1	0	2	0	0	0.0%	0	0	0.0%	0	0	0.0%	0	0	0	1	0	0	0	0	0
2/22/2024	at Northwestern	1	0	11	0	2	0.0%	0	1	0.0%	0	0	0.0%	0	0	0	2	2	1	0	0	0
2/25/2024	3/3 Purdue	1	0	10	1	1	100.0%	1	1	100.0%	1	2	50.0%	0	0	0	0	0	0	0	0	4
2/29/2024	at Rutgers	1	0	4	0	0	0.0%	0	0	0.0%	2	2	100.0%	0	0	0	0	0	0	0	0	2
3/3/2024	at Ohio State	1	0	9	0	2	0.0%	0	2	0.0%	0	0	0.0%	0	1	1	0	0	1	0	0	0
3/10/2024	Nebraska	1	0	2	0	0	0.0%	0	0	0.0%	0	0	0.0%	0	0	0	1	0	0	0	0	0
3/13/2024	vs. TBD																					
3/14/2024	vs. TBD																					
3/15/2024	vs. TBD																					
3/16/2024	vs. TBD																					
3/17/2024	vs. TBD																					
<b>2023-24</b>	<b>Total (Michigan)</b>	<b>21</b>	<b>0</b>	<b>144</b>	<b>5</b>	<b>27</b>	<b>18.5%</b>	<b>4</b>	<b>18</b>	<b>22.2%</b>	<b>8</b>	<b>10</b>	<b>80.0%</b>	<b>0</b>	<b>6</b>	<b>6</b>	<b>13</b>	<b>6</b>	<b>6</b>	<b>1</b>	<b>2</b>	<b>22</b>
	<b>Averages</b>			<b>6.9</b>	<b>0.2</b>	<b>1.3</b>		<b>0.2</b>	<b>0.9</b>		<b>0.4</b>	<b>0.5</b>		<b>0.0</b>	<b>0.3</b>	<b>0.3</b>	<b>0.6</b>	<b>0.3</b>	<b>0.3</b>	<b>0.0</b>	<b>0.1</b>	<b>1.0</b>

# #42 Will Tschetter



**Will Tschetter**

- » Redshirt-Sophomore
- » 6-8 Forward | 245
- » Stewartville, Minnesota
- » Stewartville High School
- » College of LS&A (Earth & Environmental Sciences)
- » Born on January 31, 2003 (20) in Rochester, Minn.

**42**

Breakdown	2023-24	U-M
Games	30	57
Starts	5	13
Points (10+)	7	7
Points (20+)	1	1
Rebounds (5+)	5	6
Assists (3+)	1	3
Blocks (3+)	0	0
Steals (3+)	0	0
Field Goals (5+)	2	2
3-Point FG (3+)	1	1
Free Throws (5+)	0	0

Milestones	Need	Career
75 Games	18	57
300 Points	29	271
500 Rebounds	41	109

Statistic	Category	Total	Opponent	Date
Points	2023-24	20	Youngstown State	11/10/2023
	Big Ten	17	Indiana	12/5/2023
	Career	20	Youngstown State	11/10/2023
Rebounds	2023-24	6 (3x)	last: EMU	12/16/2023
	Big Ten	6 (2x)	last: at Iowa	12/10/2023
	Career	6 (3x)	last: EMU	12/16/2023
Assists	2023-24	3	Long Beach State	11/17/2023
	Big Ten	3	at Rutgers	2/23/2023
	Career	3 (3x)	last: Long Beach State	11/17/2023
Blocks	2023-24	2	Ohio State	1/15/2024
	Big Ten	2	Ohio State	1/15/2024
	Career	2 (2x)	last: Ohio State	1/15/2024
Steals	2023-24	2	#3 Purdue	2/25/2024
	Big Ten	2	#3 Purdue	2/25/2024
	Career	2	#3 Purdue	2/25/2024
Field Goals	2023-24	8	Youngstown State	11/10/2023
	Big Ten	6	Indiana	12/5/2023
	Career	8	Youngstown State	11/10/2023
3-Field Goals	2023-24	4	Youngstown State	11/10/2023
	Big Ten	2 (2x)	last: at Nebraska	2/10/2024
	Career	4	Youngstown State	11/10/2023
Free Throws	2023-24	4 (2x)	last: McNeese	12/29/2023
	Big Ten	4	Indiana	12/5/2023
	Career	4 (2x)	last: McNeese	12/29/2023
Minutes	2023-24	28 (2x)	last: at Ohio State	3/3/2024
	Big Ten	28 (2x)	last: at Ohio State	3/3/2024
	Career	28 (2x)	last: at Ohio State	3/3/2024

## Off the Bench (U-M Sixth Man)

**Pronunciation**

- Last name: "cheddar"

**Who is Will Tschetter?**

- Energetic player, with constant motor
- Versatile scorer for the Wolverines
- Developing down low post moves
- Shooting range allows him to stretch the floor
- Known for locker room and bench presence; natural leader
- Family owns and runs a dairy farm in Stewartville, Minnesota
- On pace to graduate in three years

**Will Tschetter in 2023-24**

- Played in 30 games, with five starts
  - Missed one game, at Northwestern (Feb. 22), due to illness
  - Considered U-M's Sixth-Man, despite five starts
  - Became starter after season ending injury to Olivier Nkamhoua
- Averaging 6.9 points per game
  - Recorded first 200-point season (208)
  - Scored in double figure in seven games
  - Scored a career-best 20 points against Youngstown State (Nov. 10)
    - Finished with a perfect game: 8-for-8 FG (4-for-4 3FG)
- Shooting 59.2 percent from the field (77-for-130)
- Shooting 53.8 percent from long range (28-for-52)
- Averaging 2.3 rebounds per game
  - Has five games with five-plus rebounds
  - Had a career-best six rebounds -- in three straight games
    - Indiana (Dec. 5), at Iowa (Dec. 10) & Eastern Michigan (Dec. 16)
- Has 19 assists, three blocks and six steals
  - Had a career-best three assists against Long Beach State (Nov. 17)
  - Had a career-best two steals against #3 Purdue (Feb. 25)
- Averaging 17.7 minutes

**Dances with the Bisons**

- In the summer of 2023 (April-May), Tschetter had an internship at the North Bridger Bison ranch near Bozeman, Mont.
- Supporting his Earth and Environmental Science major, he used the internship to concentrate on a pair projects to help rebuild and maintain the wetlands
- Tschetter created a beaver mimicry structure, which resembles a beaver dam and moderates the flow of streams to retain water on the ranch. He also led a stream bed restoration, focused on controlling erosion caused by grazing bison.

**Did You Know?**

- Tschetter scored 2,467 career prep points. His mother, Kasey (Morlock), is also a 2,000 point scorer as she is North Dakota State all-time leading scorer (2,233).
- Tschetter was Minnesota's Class of 2021 No. 2 player. He was behind the No. 1 overall player Chet Holmgren (Gonzaga & Oklahoma City Thunder; NBA)
- As a junior (2019-20), Tschetter averaged 33.6 points (first overall and 10th best in state history), while as a senior (2020-21), averaged 30.3 points (third best in Minnesota).

**All in the Family**

- Mother, Kasey (Morlock), helped North Dakota State to three straight NCAA Division II national championships (1994, '95, '96), earning all-tournament team honors (1994, '95, '96) and was twice named the MVP (1995, '96).
- She is North Dakota State's all-time leading scorer (2,233), holds 13 school records and is a Hall of Fame member. She was named the 1997 Honda Award winner (Division II Collegiate Woman Athlete of the Year) and was a three-time Kodak Division II All-District and All-American (1995, '96, '97)
- Father, Garth, played football at North Dakota State

**Fun Facts**

- Lived in Beijing for two years (4th & 5th grade) while father worked at IBM
- Spent his most of his childhood on grandfather's dairy farm, where he took a particular interest in freshwater ecosystems

**Eligibility Answers (after 2023-24)**

- Has two years of eligibility remaining after redshirting (2021-22)



## Meet The Wolverines

Season	PPG	RPG	APG	W	L	G	S	MIN	Avg	FG	FGA	FG%	3FG	3FGA	3FG%	FT	FTA	FT%	OFF	DEF	REB	FL	AST	TO	BLK	STL	PTS
2021-22 (RS)	0.0	0.0	0.0	19	15	0	0	0	0.0	0	0	0.0%	0	0	0.0%	0	0	0.0%	0	0	0	0	0	0	0	0	0
2022-23	2.3	1.4	0.4	18	16	27	8	290	10.7	24	49	49.0%	5	20	25.0%	10	17	58.8%	14	25	39	44	10	17	4	0	63
2023-24	6.9	2.3	0.6	8	23	30	5	532	17.7	77	130	59.2%	28	52	53.8%	26	36	72.2%	26	44	70	86	19	22	3	6	208
<b>Career</b>	<b>4.8</b>	<b>1.9</b>	<b>0.5</b>	<b>45</b>	<b>54</b>	<b>57</b>	<b>13</b>	<b>822</b>	<b>14.4</b>	<b>101</b>	<b>179</b>	<b>56.4%</b>	<b>33</b>	<b>72</b>	<b>45.8%</b>	<b>36</b>	<b>53</b>	<b>67.9%</b>	<b>40</b>	<b>69</b>	<b>109</b>	<b>130</b>	<b>29</b>	<b>39</b>	<b>7</b>	<b>6</b>	<b>271</b>

Date	Opponent	G	GS	MIN	FG	FGA	%	3FG	3FGA	%	FT	FTA	%	OFF	DEF	REB	FL	AST	TO	BLK	STL	PTS
11/7/2023	UNC Asheville	1	0	21	3	5	60.0%	2	2	100.0%	0	0	0.0%	0	2	2	3	1	2	0	1	8
11/10/2023	Youngstown State	1	0	18	8	8	100.0%	4	4	100.0%	0	0	0.0%	0	0	0	1	0	0	0	0	20
11/13/2023	vs. St. John's	1	0	16	3	5	60.0%	1	3	33.3%	3	4	75.0%	0	1	1	4	1	0	0	0	10
11/17/2023	Long Beach State	1	0	15	2	3	66.7%	0	0	0.0%	0	0	0.0%	2	1	3	5	3	0	0	0	4
11/22/2023	vs. Memphis	1	0	16	1	1	100.0%	1	1	100.0%	0	0	0.0%	1	2	3	5	1	2	0	0	3
11/23/2023	vs. Stanford	1	0	17	3	4	75.0%	1	2	50.0%	0	0	0.0%	0	2	2	2	1	1	0	1	7
11/24/2023	vs. Texas Tech	1	0	14	2	3	66.7%	0	0	0.0%	1	4	25.0%	0	0	0	2	1	0	0	0	5
12/2/2023	at Oregon	1	0	19	3	4	75.0%	1	1	100.0%	1	1	100.0%	2	0	2	4	0	1	1	0	8
12/5/2023	Indiana	1	0	22	6	7	85.7%	1	2	50.0%	4	5	80.0%	2	4	6	3	1	2	0	0	17
12/10/2023	at Iowa	1	0	20	3	6	50.0%	1	2	50.0%	3	4	75.0%	0	6	6	2	1	0	0	0	10
12/16/2023	Eastern Michigan	1	1	17	2	4	50.0%	0	1	0.0%	1	1	100.0%	1	5	6	2	0	0	0	0	5
12/19/2023	vs. Florida	1	0	7	0	0	0.0%	0	0	0.0%	0	0	0.0%	0	1	1	3	0	2	0	1	0
12/29/2023	McNeese	1	0	20	3	4	75.0%	1	2	50.0%	4	4	100.0%	1	4	5	3	0	0	0	0	11
1/4/2024	Minnesota	1	0	13	2	5	40.0%	1	2	50.0%	0	1	0.0%	0	0	0	3	0	0	0	0	5
1/7/2024	vs. Penn State	1	0	16	1	4	25.0%	1	2	50.0%	1	2	50.0%	0	0	0	3	0	1	0	0	4
1/11/2024	at Maryland	1	0	24	2	4	50.0%	1	2	50.0%	0	0	0.0%	1	3	4	5	1	0	0	0	5
1/15/2024	Ohio State	1	0	15	2	4	50.0%	1	1	100.0%	2	2	100.0%	1	0	1	3	0	0	2	0	7
1/18/2024	14/14 Illinois	1	0	12	2	4	50.0%	0	0	0.0%	0	0	0.0%	2	0	2	1	0	1	0	0	4
1/23/2024	at 2/2 Purdue	1	0	20	1	5	20.0%	1	4	25.0%	1	2	50.0%	1	2	3	5	2	1	0	0	4
1/27/2024	Iowa	1	0	11	3	3	100.0%	1	1	100.0%	0	0	0.0%	1	0	1	2	1	0	0	0	7
1/30/2024	at Michigan State	1	0	15	0	1	0.0%	0	1	0.0%	0	0	0.0%	0	1	1	3	1	1	0	1	0
2/3/2024	Rutgers	1	0	10	2	3	66.7%	1	2	50.0%	0	0	0.0%	0	0	0	2	0	1	0	0	5
2/7/2024	11/9 Wisconsin	1	0	20	4	7	57.1%	2	4	50.0%	1	1	100.0%	2	0	2	2	1	1	0	0	11
2/10/2024	at Nebraska	1	0	13	3	5	60.0%	2	2	100.0%	0	0	0.0%	1	0	1	2	0	1	0	0	8
2/13/2024	at 14/14 Illinois	1	0	16	3	4	75.0%	1	1	100.0%	1	2	50.0%	2	1	3	1	0	0	0	0	8
2/17/2024	Michigan State	1	0	17	1	6	16.7%	0	3	0.0%	0	0	0.0%	1	2	3	2	0	0	0	0	2
2/22/2024	at Northwestern	0	0	0	0	0	0.0%	0	0	0.0%	0	0	0.0%	0	0	0	0	0	0	0	0	0
2/25/2024	3/3 Purdue	1	1	24	4	6	66.7%	1	1	100.0%	1	1	100.0%	1	1	2	5	1	2	0	2	10
2/29/2024	at Rutgers	1	1	28	3	7	42.9%	1	3	33.3%	0	0	0.0%	2	3	5	1	1	2	0	0	7
3/3/2024	at Ohio State	1	1	28	2	2	100.0%	1	1	100.0%	2	2	100.0%	1	1	2	3	0	1	0	0	7
3/10/2024	Nebraska	1	1	27	3	6	50.0%	0	2	0.0%	0	0	0.0%	1	2	3	4	1	0	0	0	6
3/13/2024	vs. TBD																					
3/14/2024	vs. TBD																					
3/15/2024	vs. TBD																					
3/16/2024	vs. TBD																					
3/17/2024	vs. TBD																					
<b>2023-24</b>	<b>Total (Michigan)</b>	<b>30</b>	<b>5</b>	<b>531</b>	<b>77</b>	<b>130</b>	<b>59.2%</b>	<b>28</b>	<b>52</b>	<b>53.8%</b>	<b>26</b>	<b>36</b>	<b>72.2%</b>	<b>26</b>	<b>44</b>	<b>70</b>	<b>86</b>	<b>19</b>	<b>22</b>	<b>3</b>	<b>6</b>	<b>208</b>
	<b>Averages</b>			<b>17.7</b>	<b>2.6</b>	<b>4.3</b>		<b>0.9</b>	<b>1.7</b>		<b>0.9</b>	<b>1.2</b>		<b>0.9</b>	<b>1.5</b>	<b>2.3</b>	<b>2.9</b>	<b>0.6</b>	<b>0.7</b>	<b>0.1</b>	<b>0.2</b>	<b>6.9</b>

#45 Cooper Smith



**Cooper Smith**

- » Junior
- » 6-1 Guard | 180
- » Ann Arbor, Michigan
- » Hackett Catholic Prep High School
- » College of LS&A (General Studies)
- » Born on July 12, 1999 (24) in Ann Arbor, Mich.

45

Breakdown	2023-24	U-M
Games	9	13
Starts	0	0
Points (5+)	1	1
Points (10+)	0	0
Rebounds (5+)	0	0
Assists (3+)	0	0
Blocks (3+)	0	0
Steals (3+)	0	0
Field Goals (5+)	0	0
3-Point FG (3+)	0	0
Free Throws (5+)	0	0

Statistic	Category	Total	Opponent	Date
Points	2023-24	5	at Ohio State	3/3/2024
	Big Ten	5	at Ohio State	3/3/2024
	Career	5	at Ohio State	3/3/2024
Rebounds	2023-24	1 (3x)	last: at Ohio State	3/3/2024
	Big Ten	1 (3x)	last: at Ohio State	3/3/2024
	Career	1 (3x)	last: at Ohio State	3/3/2024
Assists	2023-24	-	-	-
	Big Ten	1	at Penn State	1/29/2023
	Career	1	at Penn State	1/29/2023
Blocks	2023-24	-	-	-
	Big Ten	-	-	-
	Career	-	-	-
Steals	2023-24	1	at Ohio State	3/3/2024
	Big Ten	1	at Ohio State	3/3/2024
	Career	1	at Ohio State	3/3/2024
Field Goals	2023-24	2	at Ohio State	3/3/2024
	Big Ten	2	at Ohio State	3/3/2024
	Career	2	at Ohio State	3/3/2024
3-Field Goals	2023-24	1	at Ohio State	3/3/2024
	Big Ten	1	at Ohio State	3/3/2024
	Career	1	at Ohio State	3/3/2024
Free Throws	2023-24	-	-	-
	Big Ten	-	-	-
	Career	-	-	-
Minutes	2023-24	3 (3x)	last: at Ohio State	3/3/2024
	Big Ten	3 (3x)	last: at Ohio State	3/3/2024
	Career	3 (4x)	last: at Ohio State	3/3/2024

**Off the Bench (Scout Team)**

**Nickname**

- Goes by the nickname of "Coop"

**Who is Cooper Smith?**

- Key member of U-M's Scout Team
- High energy player, who never takes a play off
- High IQ player, grew up around the game
- Well-rounded guard with ability to pull-up or downhill drive
- Active with young basketball players; hosts his own skill camps
- Began career playing for father, Jay Smith, at Kalamazoo College (2019)
- Injured back in 2019, following back surgery returned in 2021 (U-M)

**Cooper Smith in 2023-24**

- Played in final minutes of nine games
- Scored first career points on acrobatic layup against UNC-Asheville (Nov. 6)
- Scored two points on another driving lay-up at Rutgers (Feb. 29)
- Scored a career-best five points at Ohio State (March 3)
  - Made first career three-pointer (from just passed half court as time expired)
- Grabbed one rebound, three times
  - UNC-Asheville, at Iowa (Dec. 10) and at Ohio State
- Had first career steal at Ohio State
- Averaging 1.8 minutes per game

**Eligibility Answers (after 2023-24)**

- Could have two years of eligibility, however, he is required to apply for a waiver to extend his five-year clock

# Meet The Wolverines

Season	PPG	RPG	APG	W	L	G	S	MIN	Avg	FG	FGA	FG%	3FG	3FGA	3FG%	FT	FTA	FT%	OFF	DEF	REB	FL	AST	TO	BLK	STL	PTS
2022-23	0.0	0.3	0.3	18	16	4	0	8	2.0	0	1	0.0%	0	0	0.0%	0	0	0.0%	0	1	1	1	1	0	0	0	0
2023-24	1.0	0.3	0.0	8	23	9	0	16	1.8	4	6	66.7%	1	3	33.3%	0	0	0.0%	0	3	3	5	0	3	0	1	9
<b>Career</b>	<b>0.7</b>	<b>0.3</b>	<b>0.1</b>	<b>26</b>	<b>39</b>	<b>13</b>	<b>0</b>	<b>24</b>	<b>1.8</b>	<b>4</b>	<b>7</b>	<b>57.1%</b>	<b>1</b>	<b>3</b>	<b>33.3%</b>	<b>0</b>	<b>0</b>	<b>0.0%</b>	<b>0</b>	<b>4</b>	<b>4</b>	<b>6</b>	<b>1</b>	<b>3</b>	<b>0</b>	<b>1</b>	<b>9</b>

Date	Opponent	G	GS	MIN	FG	FGA	%	3FG	3FGA	%	FT	FTA	%	OFF	DEF	REB	FL	AST	TO	BLK	STL	PTS
11/7/2023	UNC Asheville	1	0	3	1	1	100.0%	0	0	0.0%	0	0	0.0%	0	1	1	0	0	0	0	0	2
11/10/2023	Youngstown State	1	0	3	0	1	0.0%	0	1	0.0%	0	0	0.0%	0	0	0	0	0	0	0	0	0
11/13/2023	vs. St. John's	1	0	1	0	0	0.0%	0	0	0.0%	0	0	0.0%	0	0	0	1	0	2	0	0	0
11/17/2023	Long Beach State	0	0	0	0	0	0.0%	0	0	0.0%	0	0	0.0%	0	0	0	0	0	0	0	0	0
11/22/2023	vs. Memphis	0	0	0	0	0	0.0%	0	0	0.0%	0	0	0.0%	0	0	0	0	0	0	0	0	0
11/23/2023	vs. Stanford	0	0	0	0	0	0.0%	0	0	0.0%	0	0	0.0%	0	0	0	0	0	0	0	0	0
11/24/2023	vs. Texas Tech	0	0	0	0	0	0.0%	0	0	0.0%	0	0	0.0%	0	0	0	0	0	0	0	0	0
12/2/2023	at Oregon	0	0	0	0	0	0.0%	0	0	0.0%	0	0	0.0%	0	0	0	0	0	0	0	0	0
12/5/2023	Indiana	0	0	0	0	0	0.0%	0	0	0.0%	0	0	0.0%	0	0	0	0	0	0	0	0	0
12/10/2023	at Iowa	1	0	1	0	0	0.0%	0	0	0.0%	0	0	0.0%	0	1	1	0	0	0	0	0	0
12/16/2023	Eastern Michigan	0	0	0	0	0	0.0%	0	0	0.0%	0	0	0.0%	0	0	0	0	0	0	0	0	0
12/19/2023	vs. Florida	0	0	0	0	0	0.0%	0	0	0.0%	0	0	0.0%	0	0	0	0	0	0	0	0	0
12/29/2023	McNeese	0	0	0	0	0	0.0%	0	0	0.0%	0	0	0.0%	0	0	0	0	0	0	0	0	0
1/4/2024	Minnesota	0	0	0	0	0	0.0%	0	0	0.0%	0	0	0.0%	0	0	0	0	0	0	0	0	0
1/7/2024	vs. Penn State	0	0	0	0	0	0.0%	0	0	0.0%	0	0	0.0%	0	0	0	0	0	0	0	0	0
1/11/2024	at Maryland	0	0	0	0	0	0.0%	0	0	0.0%	0	0	0.0%	0	0	0	0	0	0	0	0	0
1/15/2024	Ohio State	0	0	0	0	0	0.0%	0	0	0.0%	0	0	0.0%	0	0	0	0	0	0	0	0	0
1/18/2024	14/14 Illinois	0	0	0	0	0	0.0%	0	0	0.0%	0	0	0.0%	0	0	0	0	0	0	0	0	0
1/23/2024	at 2/2 Purdue	0	0	0	0	0	0.0%	0	0	0.0%	0	0	0.0%	0	0	0	0	0	0	0	0	0
1/27/2024	Iowa	0	0	0	0	0	0.0%	0	0	0.0%	0	0	0.0%	0	0	0	0	0	0	0	0	0
1/30/2024	at Michigan State	0	0	0	0	0	0.0%	0	0	0.0%	0	0	0.0%	0	0	0	0	0	0	0	0	0
2/3/2024	Rutgers	0	0	0	0	0	0.0%	0	0	0.0%	0	0	0.0%	0	0	0	0	0	0	0	0	0
2/7/2024	11/9 Wisconsin	0	0	0	0	0	0.0%	0	0	0.0%	0	0	0.0%	0	0	0	0	0	0	0	0	0
2/10/2024	at Nebraska	1	0	2	0	0	0.0%	0	0	0.0%	0	0	0.0%	0	0	0	0	0	0	0	0	0
2/13/2024	at 14/14 Illinois	1	0	1	0	0	0.0%	0	0	0.0%	0	0	0.0%	0	0	0	1	0	0	0	0	0
2/17/2024	Michigan State	0	0	0	0	0	0.0%	0	0	0.0%	0	0	0.0%	0	0	0	0	0	0	0	0	0
2/22/2024	at Northwestern	1	0	1	0	0	0.0%	0	0	0.0%	0	0	0.0%	0	0	0	0	0	0	0	0	0
2/25/2024	3/3 Purdue	0	0	0	0	0	0.0%	0	0	0.0%	0	0	0.0%	0	0	0	0	0	0	0	0	0
2/29/2024	at Rutgers	1	0	3	1	2	50.0%	0	1	0.0%	0	0	0.0%	0	0	0	1	0	0	0	0	2
3/3/2024	at Ohio State	1	0	3	2	2	100.0%	1	1	100.0%	0	0	0.0%	0	1	1	2	0	1	0	1	5
3/10/2024	Nebraska	0	0	0	0	0	0.0%	0	0	0.0%	0	0	0.0%	0	0	0	0	0	0	0	0	0
3/13/2024	vs. TBD																					
3/14/2024	vs. TBD																					
3/15/2024	vs. TBD																					
3/16/2024	vs. TBD																					
3/17/2024	vs. TBD																					
<b>2023-24</b>	<b>Total (Michigan)</b>	<b>9</b>	<b>0</b>	<b>18</b>	<b>4</b>	<b>6</b>	<b>66.7%</b>	<b>1</b>	<b>3</b>	<b>33.3%</b>	<b>0</b>	<b>0</b>	<b>0.0%</b>	<b>0</b>	<b>3</b>	<b>3</b>	<b>5</b>	<b>0</b>	<b>3</b>	<b>0</b>	<b>1</b>	<b>9</b>
	<b>Averages</b>			<b>2.0</b>	<b>0.4</b>	<b>0.7</b>		<b>0.1</b>	<b>0.3</b>		<b>0.0</b>	<b>0.0</b>		<b>0.0</b>	<b>0.3</b>	<b>0.3</b>	<b>0.6</b>	<b>0.0</b>	<b>0.3</b>	<b>0.0</b>	<b>0.1</b>	<b>1.0</b>

# Head Coach

David & Meredith Kaplan Men's Basketball Head Coach

# Juwan Howard



### Fifth Season at Michigan

- Record as Head Coach: 80-50
- Record at Michigan: 80-50
- Record in Big Ten: 46-31
  - Big Ten Champions: 2021
- NCAA Tournament: 2x (2021, '22)
  - Sweet 16 (2x) 2021, '22
  - Elite Eight (1x) 2021
- NIT (2023)

Former University of Michigan All-American and Fab Five member Juwan Howard is preparing to begin his fifth season patrolling the sidelines of his alma mater as the David and Meredith Kaplan men's basketball head coach.

During his first four seasons in Ann Arbor, Howard has compiled a 79-46 record, with two NCAA Tournament (2021 & 2022) selections as well as a postseason NIT appearance (2023).

Capturing the 2021 Big Ten regular-season title (14-3) under Howard, the Wolverines have posted four straight 10-plus Big Ten win seasons as he has tallied a 46-31 mark in conference play.

Howard's four 10-plus win seasons helped the Maize and Blue extend the program's streak to eight straight seasons, as well as in 11 of the last 12 seasons with double-digit Big Ten wins.

In addition to the program's 15th Big Ten title, Howard's Wolverines had to back-to-back Sweet 16s (2021 & 2022) part of five straight advancements to the second weekend for the Maize and Blue. While navigating the COVID-19 pandemic, U-M fell just short of the program's seventh trip to the Final Four falling to UCLA 51-49 in the 2021 Elite Eight.

The Wolverines were primed for a third NCAA selection, but COVID-19 canceled the 2020 Big Ten and NCAA postseasons. In 2023, U-M was selected for the postseason NIT, where the Maize and Blue advanced to the second round.

In his second season, Howard not only guided the Wolverines to their 15th conference regular-season title, but U-M earned its second No. 1 seed in the Big Ten Tournament as well as the No. 1 seed in the NCAA East Region -- the program's third No. 1 seed in history. Howard became the first to earn a No. 1 seed as a player and as a coach in the NCAA Tournament.

For his efforts that season, Howard was named the 2021 Associated Press National Coach of the Year, the Wolverines' second recipient and first since Bill Frieder in 1985. He was the first Big Ten coach to be recognized with the award since 2005.

The AP honor highlighted a slew of accolades as Howard was named the Big Ten Coach of the Year and earned the USBWA's District V Coach of the Year and the National Association of Basketball Coaches (NABC) District 7 Coach of the Year awards. He was honored by the United States Basketball Writers Association (USBWA) with the Henry Iba Award.

Before returning to his alma mater, Howard spent six years on the staff of the Miami Heat. Working under coach, and mentors, Erik Spoelstra and Pat Riley, Howard helped the Heat to three division titles (2014, '16, and '18) and Eastern Conference championship in 2014.



### The Juwan Howard File

**Born:** February 7, 1973  
**Hometown:** Chicago, Illinois  
**High School:** Chicago Vocational  
**College:** Michigan, 1995 (General Studies)

Coaching Career	School	Position
2013-14 (1)	Miami Heat (NBA)	Player Development
2014-19 (5)	Miami Heat (NBA)	Assistant Coach
2019-present (5)	University of Michigan	Head Coach

### Accolades & Awards

#### Big Ten Honors

- Big Ten: Coach of the Year by the coaches & media (2021)
- Associated Press: Coach of the Year (2021)

#### National Honors


- Associated Press: Coach of the Year (2021)
- USBWA: Henry Iba Award for Coach of the Year (2021)
- Sporting News: Coach of the Year (2021)
- The Athletic: Coach of the Year (2021)

#### District Honors

- NABC: District 7 Coach of the Year (2021)
- USBWA: District V Coach of the Year (2021)


### The University of Michigan

- Member of the famed Fab Five - Chris Webber, Jalen Rose, Jimmy King and Ray Jackson. Howard was the first of the Fab Five to sign/commit to Michigan.
- Played three seasons before opting for early entry into the NBA Draft (1994)
- Reached the Elite Eight in all three seasons with back-to-back Final Fours and title games (1992 & 1993)
- Honors & Awards: 1994 All-American; second team (NABC) & third team (AP); All-Big Ten; first team (1994), second team (1993), honorable mention (1992)
- Michigan team captain (1993-94)
- Michigan career: 100 games; 1,526 points, 745 rebounds; 19 double-doubles
- Posted three straight seasons of 200+ rebounds
- Had a career-best 34 points vs. Texas (March 19, 1994, NCAA)
- Had a career-best 20 rebounds against Wisconsin (Feb. 10, 1993)



### The NBA

- No. 5 NBA Draft pick in 1994 by the Washington Bullets
- Played 19 seasons in the NBA, second most by a Wolverine (J. Crawford, 20)
- Played with eight franchises: Washington, Dallas, Denver, Orlando, Houston, Charlotte, Portland and Miami
- Won back-to-back NBA championships with the Miami Heat (2012 & 2013)
- All-NBA third team (1995-96), All-Rookie Team (1994-95), All-Star (1996)
- Games: 19 seasons; 1,208 games (49 postseason games)
- Points: 16,159 | Rebounds: 7,428 | Double-Double: 190
- Assists: 2,663 | Steals: 818 | Blocks: 312



### Juwan Howard | Coaching Career

School	Seasons	Overall	Record	Home	Away	Neutral	Big Ten	Record	Home	Away	Neutral	Season Highlights
Michigan	2019-20	31	19-12	11-5	4-7	4-0	20	10-10 (9th)	5-4	4-6	1-0	Postseason canceled (covid-19)
Michigan	2020-21	28	23-5	13-1	6-2	4-2	17	14-3 (1st)	8-1	6-2	0-0	B1G Champions / B1G Semifinal / NCAA Elite Eight
Michigan	2021-22	34	19-15	10-5	5-7	4-3	20	11-9 (8th)	6-4	5-5	0-0	B1G Second Round / NCAA Sweet 16
Michigan	2022-23	34	18-16	13-4	3-8	2-4	20	11-9 (t-5th)	8-2	3-7	0-0	B1G Second Round / NIT
Michigan#	2023-24	21	3-18	3-8	0-9	0-1	18	2-16 (14th)	2-7	0-9	0-0	
<b>Totals</b>		<b>148</b>	<b>82-66</b>	<b>50-23</b>	<b>18-33</b>	<b>14-10</b>	<b>94</b>	<b>48-476</b>	<b>29-18</b>	<b>18-29</b>	<b>1-0</b>	# missed 10 games due to heart surgery

## Coaching Staff

### Associate Head Coach Phil Martelli



With nearly five decades of basketball experience, legendary collegiate coach Phil Martelli begins his fifth season with the University of Michigan basketball program serving as the associate head coach under Juwan Howard.

Joining the U-M coaching staff in 2019, Martelli's influences continue to be felt throughout the program. Compiling a 79-48 record during his time in Ann Arbor, Martelli has been instrumental in helping the Wolverines to the 2021 Big Ten title and back-to-back Sweet 16s at the 2021 and 2022 NCAA Tournaments, which extended U-M's run with five straight second weekend trips.

Before heading to Ann Arbor, Martelli spent 34 years at Saint Joseph's, with the final 24 seasons as head coach, where he built the Hawks' into one of the most consistent Atlantic 10 programs. The Hawks' all-time leader in career victories (444), Martelli recorded nine 20-plus win seasons including a school-record 30 in 2004. His A-10 record of 218-176 ranks second all-time, trailing only Temple's John Chaney.

Martelli's teams made 13 postseason appearances (7 NCAA, 6 NIT) advancing to two NCAA Sweet 16s (1997, 2004) and the 2004 Elite Eight. That 2004 team finished the regular season a perfect 27-0 and No. 1 in the country before suffering its first loss in the A-10 Tournament. Despite that, Saint Joseph's advanced to the Elite Eight. Martelli and his point guard Jameer Nelson swept the consensus National Coach and Player of the Year honors that year.

Overall, Martelli was named the A-10 Coach of the Year four times (1997, 2001, '04, '05), the USBWA District Coach of the Year twice (1997, 2004) and the Philadelphia Big 5 Coach of the Year four times (1996, '97, 2004, '16). He won six A-10 regular season/divisional titles (1997, 2001, '02, '03, '04, '05) and guided the Hawks to three A-10 Tournament titles (1997, 2014, '16). His 18 postseason wins (7 NCAA, 11 NIT) are the most in Saint Joseph's history.

Martelli spent seven years as head basketball coach at Bishop Kenrick High School in the Philadelphia Catholic League; current Hall of Fame women's basketball coach Geno Auriemma served as an assistant under Martelli from 1979-81. He began his coaching career as an assistant coach at his alma mater Widener College in 1977, helping the Pioneers reach the 1978 NCAA Division III Final Four and title game.

#### The Phil Martelli File

**Born:** August 31, 1954

**Hometown:** Media, Pa.


**High School:** Saint Joseph's Prep, 1972

**College:** Widener College, 1976

**Wife:** Judy (Marra; 45 years)

Years	School	Position
1977-78	Widener College	AC
1978-85	Bishop Kenrick H.S.	HC
1985-95	Saint Joseph's	AC
1995-2019	Saint Joseph's	HC
2019-present	Michigan	AHC

### Assistant Coach Saddi Washington



With nearly two decades of coaching experience, Saddi Washington begins his eighth season as an assistant coach with the University of Michigan basketball program.

With the Wolverines, Washington has been responsible for working with U-M's wings and continues to coordinate defensive strategies. Overall with Washington, the Maize and Blue has 168 victories including a program record 33 wins during the 2017-18 season (33-8), which closed with a national runner-up finish. The following season (2018-19), U-M recorded a second 30-win season, going 30-7.

Throughout his time in Ann Arbor, the Wolverines have won 10-plus Big Ten games in each season with Washington on the bench as he carries an 84-49 record in conference play. U-M claimed the 2021 Big Ten regular season title, back-to-back Big Ten Tournaments (2017, '18), advanced to five NCAA straight Sweet 16s, as well as a trip to the 2018 Final Four and national title game against Villanova.

Prior to heading to Ann Arbor, Washington spent a decade as a member of Oakland University's staff (2006-16) serving seven years as an assistant before being promoted to the associate head coach under Greg Kampe his final three seasons. Washington helped the Golden Grizzlies to 198 wins and five 20-plus win seasons. Oakland made back-to-back trips to the NCAA Tournament (2010, '11) after winning two straight Summit League regular season and conference tournament titles.

Before starting his coaching career serving as a volunteer assistant coach at Romulus High School (2005) under current Alabama head coach Nate Oats, Washington had a seven-year professional career overseas.

Collegiately, Washington was named to the 1994 Mid-American (MAC) All-Freshman Team, averaging 14 points per game at Western Michigan. A two-time All-MAC selection, he was a first-team pick as a senior in 1998 after scoring 626 points (21.6 per game). He helped lead the Broncos to the NCAA Tournament, where the Broncos upset Clemson in the first round.

#### The Saddi Washington File

**Born:** July 30, 1975

**Hometown:** Lansing, Michigan


**High School:** Sexton High School, 1994

**College:** Western Michigan, 1998

**Wife:** Channon

Years	School	Position
2005-06	Romulus H.S.	Vol. AC
2006-13	Oakland	AC
2013-16	Oakland	AHC
2016-present	Michigan	AC

### Assistant Coach Howard Eisley



Following a successful 21 years playing and coaching in the NBA, Howard Eisley returned to his native state of Michigan, joining Juwan Howard as an assistant coach with the University of Michigan basketball program.

Beginning his fifth season in Ann Arbor, Eisley continues work with the Wolverine backcourt as well as serving as U-M's offensive coordinator. Compiling a 79-48 record during his time in Ann Arbor, Eisley has been instrumental in helping the Wolverines to the 2021 Big Ten title and back-to-back Sweet 16s at the 2021 and 2022 NCAA Tournaments, which extended U-M's run with five straight second weekend trips.

Eisley has served as a mentor and coach to several Wolverines guards during his time, who have gone on to earn All-Big Ten honors and was well as start professional careers -- Eli Brooks (2022 All-Big Ten, G-League), Kobe Bufkin (2023 All-Big Ten, NBA), Jett Howard (2023 All-Big Ten, NBA) as well as overseas professionals DeVante' Jones (France) and Mike Smith (Poland). Prior to his return to NCAA coaching, Eisley spent nearly a decade moving up the ranks in the NBA as a player development assistant with the Los Angeles Clippers, and as an assistant coach with the Washington Wizards (2014-16) and New York Knicks (2016-19).

Chosen with the 30th overall selection by the Minnesota Timberwolves in the 1994 NBA Draft, Eisley played 12 seasons in the NBA, making stops with eight teams -- Minnesota, San Antonio, Utah, Dallas, New York, Phoenix, the Clippers and Denver. He played in 786 NBA games and recorded 5,116 career points, 2,748 assists, 540 steals and 516 3-point field goals. His career was highlighted by playing five seasons with the Utah Jazz and Hall of Fame point guard John Stockton, contributing to two Western Conference titles in 1997 and 1998.

A four-year starter at Boston College (1991-94), Eisley helped guide the Eagles to the 1994 NCAA East Regional Final, where he earned all-regional tournament honors. He added All-Big East second team honors as a junior (1993) and senior (1994).

Prior to his collegiate career, Eisley was a prep standout at Detroit's Southwestern High School, where he was teammates with future NBA players Jalen Rose and Voshon Lenard.

#### The Howard Eisley File

**Born:** December 4, 1972

**Hometown:** Detroit, Mich.

**High School:** Southwestern, 1990

**College:** Boston College, 1995

**Wife:** Tiyesh

Years	School	Position
2010-14	Los Angeles (NBA)	PD
2014-16	Washington (NBA)	AC
2016-19	New York (NBA)	AC
2019-present	Michigan	AC



# 2023-24 Schedule

Record	G	W	L	Big Ten	G	W	L
Overall	31	8	23	Big Ten	20	3	17
Home	15	5	10	Home	10	2	8
Road	12	2	10	Road	10	1	9
Neutral	4	1	3	Neutral	0	0	0
OT	2	0	2	OT	0	0	0
Top 25	5	1	4	Top 25	5	1	4

Overall	Games	Total	Average	Sellouts
Home	15	172,437	11,496	2
Away	10	125,299	12,530	6
Neutral	6	29,649	4,942	0
<b>Total</b>	<b>31</b>	<b>327,385</b>	<b>10,561</b>	<b>8</b>

Big Ten	Games	Total	Average	Sellouts
Home	10	115,563	11,556	2
Away	10	120,264	12,026	6
Neutral	0	0	0	0
<b>Total</b>	<b>20</b>	<b>235,827</b>	<b>11,791</b>	<b>8</b>

Date	Opponent	W/L	Score	Fans	Points	Rebounds	Assists	Blocks	Steals
N7	UNC ASHEVILLE	W	99-74	10,279	Nkamhoua (25)	Nkamhoua, Reed, Jr. (7)	McDaniel (8)	Williams II (2)	three with (1)
N10	YOUNGSTOWN STATE	W	92-62	11,380	Tschetter (20)	Nkamhoua (10)	McDaniel, Nkamhoua (4)	Nkamhoua (2)	two with (1)
N13	at St. John's (Gavitt)	W	89-73	14,188	McDaniel (26)	Reed, Jr. (11)	McDaniel (7)	Reed, Jr. (3)	three with (2)
N17	LONG BEACH STATE	L	86-94	10,866	Nkamhoua (22)	Nkamhoua (11)	McDaniel (6)	Jackson (1)	two with (2)
N22	vs. Memphis (B4A)	L	67-71	752	Nkamhoua (18)	Reed, Jr. (12)	McDaniel, Nkamhoua (3)	Reed, Jr. (4)	Burnett (3)
N23	vs. Stanford (B4A)	W	83-76	680	McDaniel (20)	Burnett (6)	McDaniel (8)	Reed, Jr. (2)	three with (2)
N24	vs. Texas Tech (B4A)	L	57-73	802	Nkamhoua (16)	Reed, Jr. (6)	McDaniel (3)	two with (2)	McDaniel (3)
D2	at Oregon	L	83-86 OT	11,241	McDaniel (33)	three with (5)	McDaniel, Burnett (3)	Nkamhoua (2)	Nkamhoua (2)
D5	INDIANA+	L	75-78	11,396	Nkamhoua (18)	Tschetter (6)	Burnett (3)	two with (1)	McDaniel (2)
D10	at Iowa+	W	90-80	10,000	Reed, Jr. (19)	Nkamhoua (10)	McDaniel (7)	Reed, Jr. (3)	McDaniel (2)
D16	EASTERN MICHIGAN	W	83-66	11,761	Nkamhoua (17)	Nkamhoua (9)	Nkamhoua (5)	two with (2)	Reed, Jr. (2)
D19	vs. Florida (Jumpman)	L	101-106 2OT	7,027	McDaniel (33)	Nkamhoua (11)	McDaniel (5)	two with (2)	Burnett (5)
D29	MCNEESE	L	76-87	12,588	Williams II (20)	McDaniel (8)	McDaniel (5)	three with (1)	three with (1)
J4	MINNESOTA+	L	71-73	10,493	Burnett (17)	Reed, Jr. (11)	McDaniel (6)	Reed, Jr. (5)	Nkamhoua (2)
J7	at Penn State+ (Palestra)	L	73-79	6,200	Williams II (24)	Nkamhoua (9)	Burnett (6)	two with (1)	Burnett (2)
J11	at Maryland+	L	57-64	12,007	Nkamhoua (18)	Nkamhoua (7)	Burnett, Llewellyn (3)	two with (1)	Llewellyn (2)
J15	OHIO STATE+	W	73-65	12,202	Nkamhoua (20)	Burnett (10)	three with (4)	Tschetter (2)	Burnett (1)
J18	14/14 ILLINOIS+	L	77-88	10,919	Reed, Jr. (20)	Reed, Jr. (5)	McDaniel (6)	none	Burnett (3)
J23	at 2/2 Purdue+	L	67-99	14,876	Llewellyn (16)	Reed, Jr. (10)	Burnett (4)	two with (1)	two with (1)
J27	IOWA+	L	78-88	11,752	Williams II (16)	Reed, Jr. (7)	McDaniel, Burnett (5)	Nkamhoua (5)	McDaniel (2)
J30	at Michigan State+	L	62-81	14,797	Llewellyn (18)	Reed, Jr. (9)	Nkamhoua (3)	Reed, Jr. (2)	three with (1)
F3	RUTGERS+	L	59-69	11,683	Nkamhoua (14)	Reed, Jr. (15)	McDaniel (3)	Reed, Jr. (5)	two with (1)
F7	#11/9 WISCONSIN+	W	72-68	10,698	McDaniel (16)	Nkamhoua (12)	Burnett, Nkamhoua (2)	Reed, Jr. (3)	Burnett (2)
F10	at Nebraska+	L	59-79	15,828	Burnett (18)	Nkamhoua (10)	Burnett, Williams II (3)	Nkamhoua (2)	Nkamhoua (3)
F13	at 14/14 Illinois+	L	68-97	15,544	Williams II (17)	Reed, Jr. (7)	Nkamhoua (3)	Reed, Jr. (3)	Williams II (2)
F17	MICHIGAN STATE+	L	63-73	12,707	Reed, Jr. (15)	Reed, Jr. (11)	Nkamhoua (4)	two with (2)	McDaniel (3)
F22	at Northwestern+	L	62-76	6,400	Burnett (15)	Williams II (7)	Llewellyn (4)	three with (1)	Burnett (1)
F25	3/3 PURDUE+	L	76-84	12,707	McDaniel (19)	Reed, Jr. (7)	McDaniel (6)	none	two with (2)
F29	at Rutgers+	L	52-82	8,000	McDaniel (13)	Reed, Jr. (8)	McDaniel (4)	Reed, Jr. (1)	McDaniel (2)
M3	at Ohio State+	L	61-84	16,606	McDaniel (19)	Reed, Jr. (9)	McDaniel (3)	two with (1)	Reed, Jr. (2)
M10	NEBRASKA+	L	70-85	11,006	McDaniel (17)	Reed, Jr. (6)	McDaniel (5)	two with (1)	McDaniel (2)

Date	Big Ten Tournament	W/L	Score	Fans	Points	Rebounds	Assists	Blocks	Steals
M13	vs. BTT First Round								
M14	vs. BTT Second Round								
M15	vs. BTT Quarterfinal								
M16	vs. BTT Semifinal								
M17	vs. BTT Championship								

Date	NCAA Tournament	W/L	Score	Fans	Points	Rebounds	Assists	Blocks	Steals
M	vs. NCAA First Round								
M	vs. NCAA Second Round								
M	vs. NCAA Sweet 16								
M	vs. NCAA Elite Eight								
A6	vs. NCAA Final Four								
A8	vs. NCAA Championship								

<b>U-M's First Points</b>		<b>First Off the Bench</b>		<b>10+ Points</b>		<b>Led in Scoring</b>		<b>Led in Assists</b>	
(#32) Tarris Reed, Jr.	12	(#2) Tray Jackson	8	(#0) Dug McDaniel	24	(#13) Olivier Nkamhoua	9	(#0) Dug McDaniel	20
(#4) Nimari Burnett	6	(#42) Will Tschetter	7	(#5) Terrance Williams II	23	(#0) Dug McDaniel	9	(#13) Olivier Nkamhoua	8
(#0) Dug McDaniel	4	(#3) Jaelin Llewellyn	1	(#13) Olivier Nkamhoua	21	(#5) Terrance Williams II	4	(#4) Nimari Burnett	9
(#13) Olivier Nkamhoua	4	(#25) Jace Howard	1	(#4) Nimari Burnett	15	(#4) Nimari Burnett	3	(#3) Jaelin Llewellyn	2
(#5) Terrance Williams II	4	(#32) Tarris Reed, Jr.	1	(#32) Tarris Reed, Jr.	12	(#32) Tarris Reed, Jr.	3	(#5) Terrance Williams II	1
(#3) Jaelin Llewellyn	1	Multiple Wolverines	13	(#42) Will Tschetter	7	(#3) Jaelin Llewellyn	2		
				(#3) Jaelin Llewellyn	3	(#42) Will Tschetter	1	<b>Double-Double</b>	
<b>How U-M Scores First</b>		<b>Game Scoring (Players)</b>		(#2) Tray Jackson	3			(#13) Olivier Nkamhoua	4
Jump Shot	12	One 10+ Wolverine	1	(#40) George Washington III	1	<b>Led in Rebounding</b>		(#32) Tarris Reed, Jr.	3
3-Pointer	7	Two 10+ Wolverines	5			(#32) Tarris Reed, Jr.	16		
Free Throw	5	Three 10+ Wolverines	9	<b>20+ Points</b>		(#13) Olivier Nkamhoua	11	<b>Dunks</b>	
Hook-Shot	3	Four 10+ Wolverines	10	(#0) Dug McDaniel	6	(#4) Nimari Burnett	3	(#32) Tarris Reed, Jr.	18
Lay-up	4	Five 10+ Wolverines	5	(#13) Olivier Nkamhoua	4	(#0) Dug McDaniel	1	(#13) Olivier Nkamhoua	16
		Six 10+ Wolverines	1	(#5) Terrance Williams II	2	(#2) Tray Jackson	1	(#2) Tray Jackson	11
		Starting Five 10+	4	(#4) Nimari Burnett	1	(#5) Terrance Williams II	1	(#4) Nimari Burnett	5
<b>Team Scoring</b>				(#32) Tarris Reed, Jr.	1	(#42) Will Tschetter	1	(#42) Will Tschetter	3
80+ Points	9			(#42) Will Tschetter	1			(#5) Terrance Williams II	2
90+ Points	4	<b>Game Scoring (Total)</b>				<b>10+ Rebounds</b>			
100+ Points	1	10+ Point Games	109	<b>30+ Points</b>		(#13) Olivier Nkamhoua	6		
		20+ Point Games	15	(#0) Dug McDaniel	2	(#32) Tarris Reed, Jr.	6		
		30+ Point Games	2			(#4) Nimari Burnett			

## Player Game-by-Game

Date	Opponent	McDaniel (#0)	Jackson (#2)	Llewellyn (#3)	Burnett (#4)	Williams II (#5)	Nkamhoua (#13)	Burns (#14)	Khayat (#24)
N7	UNC ASHEVILLE	22-2-8	3-4-1	DNP-INJ	13-5-2	15-6-1	25-7-3	0-0-0	2-2-0
N10	YOUNGSTOWN STATE	16-3-4	6-3-1	DNP-INJ	0-2-5	13-8-1	17-10-4	2-0-0	4-1-0
N13	at St. John's (Gavitt)	26-6-7	4-0-0	DNP-INJ	21-3-2	12-3-1	9-7-4	DNP-CD	2-1-0
N17	LONG BEACH STATE	20-2-6	17-5-0	DNP-INJ	5-5-1	10-4-3	22-11-4	DNP-CD	DNP-CD
N22	vs. Memphis (B4A)	13-7-3	7-3-1	DNP-INJ	16-9-2	2-4-2	18-7-3	DNP-CD	DNP-CD
N23	vs. Stanford (B4A)	20-1-8	2-5-1	DNP-INJ	10-6-2	17-4-0	16-4-2	DNP-CD	DNP-CD
N24	vs. Texas Tech (B4A)	12-3-3	5-3-0	DNP-INJ	2-5-1	10-5-0	16-5-2	DNP-CD	3-0-0
D2	at Oregon	33-4-3	7-5-0	2-0-2	13-5-3	8-4-2	12-5-1	DNP-CD	DNP-CD
D5	INDIANA+	13-3-2	5-5-0	3-1-0	4-1-3	10-2-0	18-5-2	DNP-CD	DNP-CD
D10	at Iowa+	11-5-7	8-1-0	DNP-INJ	14-3-4	13-5-3	12-10-2	0-0-0	2-0-0
D16	EASTERN MICHIGAN	11-2-4	7-2-1	3-1-2	14-2-3	13-3-2	17-9-5	0-0-0	0-0-0
D19	vs. Florida (Jumpman)	33-8-5	0-0-0	3-0-0	10-6-2	17-7-0	24-11-0	DNP-CD	DNP-CD
D29	MCNEESE	17-8-5	3-1-1	DNP-INJ	6-4-2	20-2-3	17-7-3	DNP-CD	2-2-0
J4	MINNESOTA+	9-6-6	3-1-0	DNP-CD	17-4-0	7-3-1	16-8-1	DNP-CD	0-0-0
J7	at Penn State+ (Palestra)	11-2-5	5-4-1	0-0-0	10-6-6	24-5-1	13-9-3	DNP-CD	1-1-0
J11	at Maryland+	DNP-SUS	DNP-INJ	9-4-3	7-5-3	10-2-1	18-7-2	DNP-CD	0-0-0
J15	OHIO STATE+	15-3-4	DNP-INJ	0-0-0	7-10-4	18-5-3	20-6-4	DNP-CD	DNP-CD
J18	14/14 ILLINOIS+	14-2-6	DNP-INJ	7-1-0	4-4-1	8-3-0	16-4-2	DNP-CD	0-3-0
J23	at 2/2 Purdue+	DNP-SUS	DNP-INJ	16-0-3	7-3-4	10-8-1	7-4-3	0-0-0	0-3-0
J27	IOWA+	13-6-5	5-0-0	0-0-0	13-4-5	16-3-2	13-5-3	DNP-CD	DNP-CD
J30	at Michigan State+	DNP-SUS	8-3-1	18-3-1	8-2-2	14-3-2	9-7-3	DNP-CD	DNP-CD
F3	RUTGERS+	10-1-3	3-1-1	3-0-0	5-4-2	7-2-1	14-6-2	DNP-CD	DNP-CD
F7	#11/9 Wisconsin+	16-2-0	2-0-0	5-4-1	8-2-2	10-6-0	8-12-2	DNP-CD	DNP-CD
F10	at Nebraska+	DNP-SUS	2-2-1	8-3-2	18-5-3	9-5-3	3-10-3	DNP-CD	0-0-0
F13	at 14/14 Illinois+	DNP-SUS	6-0-0	4-1-2	6-1-1	17-6-0	13-4-3	1-0-0	DNP-ILL
F17	MICHIGAN STATE+	13-3-3	0-4-0	12-4-3	10-5-1	DNP-ILL	11-4-4	DNP-CD	DNP-ILL
F22	at Northwestern+	DNP-SUS	10-5-1	3-1-4	15-2-2	13-7-2	DNP-INJ	0-0-0	3-2-0
F25	3/3 PURDUE+	19-3-6	DNP-CD	DNP-INJ	12-3-0	11-5-3	DNP-INJ	DNP-CD	0-1-0
F29	at Rutgers+	13-5-4	2-1-0	0-1-0	5-6-2	9-6-2	DNP-INJ	0-1-0	DNP-CD
M3	at Ohio State+	19-4-3	2-2-0	DNP-INJ	8-2-0	13-2-2	DNP-INJ	0-1-0	2-2-1
M10	NEBRASKA+	17-3-5	8-4-0	5-0-0	7-3-3	14-4-0	DNP-INJ	0-0-0	3-0-1
M13	vs. B1G								
M14	vs. B1G								
M15	vs. B1G								
M16	vs. B1G								
M17	vs. B1G								

Date	Opponent	Howard (25)	Hochberg (31)	Reed, Jr. (32)	Selvala (34)	Washington III (40)	Tschetter (42)	Smith (45)
N7	UNC ASHEVILLE	DNP-INJ	0-0-0	9-7-3	0-1-0	0-1-1	8-2-1	2-1-0
N10	YOUNGSTOWN STATE	DNP-INJ	0-1-0	9-4-0	0-1-0	5-0-1	20-0-0	0-0-0
N13	at St. John's (Gavitt)	DNP-INJ	0-1-0	5-11-0	0-0-1	0-0-1	10-1-1	0-0-0
N17	LONG BEACH STATE	DNP-INJ	DNP-CD	8-4-0	DNP-CD	0-0-0	4-3-3	DNP-CD
N22	vs. Memphis (B4A)	DNP-INJ	DNP-CD	8-12-0	DNP-CD	0-0-0	3-3-1	DNP-CD
N23	vs. Stanford (B4A)	DNP-INJ	DNP-CD	11-5-0	DNP-CD	0-0-0	7-2-1	DNP-CD
N24	vs. Texas Tech (B4A)	DNP-INJ	DNP-CD	4-6-1	DNP-CD	0-0-0	5-0-1	DNP-CD
D2	at Oregon	DNP-INJ	DNP-CD	0-3-0	DNP-CD	DNP-CD	8-2-0	DNP-CD
D5	INDIANA+	DNP-INJ	DNP-CD	5-3-0	DNP-CD	DNP-CD	17-6-1	DNP-CD
D10	at Iowa+	DNP-INJ	DNP-CD	19-6-0	0-0-0	1-0-0	10-6-1	0-1-0
D16	EASTERN MICHIGAN	DNP-INJ	0-0-0	13-8-1	0-1-0	0-0-0	5-6-0	DNP-CD
D19	vs. Florida (Jumpman)	DNP-INJ	DNP-CD	14-5-2	DNP-CD	DNP-CD	0-1-0	DNP-CD
D29	MCNEESE	DNP-INJ	DNP-ILL	0-4-0	DNP-CD	0-0-0	11-5-0	DNP-CD
J4	MINNESOTA+	DNP-INJ	DNP-CD	14-11-1	DNP-CD	DNP-CD	5-0-0	DNP-INJ
J7	at Penn State+ (Palestra)	DNP-INJ	DNP-CD	5-4-1	DNP-CD	DNP-CD	4-0-0	DNP-INJ
J11	at Maryland+	DNP-INJ	DNP-CD	8-6-0	DNP-CD	0-0-0	5-4-1	DNP-CD
J15	OHIO STATE+	0-3-0	DNP-CD	6-9-0	DNP-CD	DNP-CD	7-1-0	DNP-CD
J18	14/14 ILLINOIS+	0-1-0	DNP-CD	20-5-1	DNP-CD	DNP-CD	4-2-0	DNP-CD
J23	at 2/2 Purdue+	7-1-1	0-1-0	6-10-1	0-0-1	10-1-0	4-3-2	DNP-CD
J27	IOWA+	4-1-1	DNP-CD	7-7-1	DNP-CD	DNP-CD	7-1-1	DNP-CD
J30	at Michigan State+	0-1-1	DNP-CD	5-9-0	DNP-CD	DNP-CD	0-1-1	DNP-CD
F3	RUTGERS+	DNP-CD	DNP-CD	12-15-1	DNP-CD	DNP-CD	5-0-0	DNP-CD
F7	#11/9 Wisconsin+	DNP-ILL	DNP-CD	12-6-0	DNP-CD	0-0-0	11-2-1	DNP-CD
F10	at Nebraska+	DNP-ILL	0-0-0	9-9-1	2-1-0	0-0-0	8-1-0	0-0-0
F13	at 14/14 Illinois+	DNP-ILL	DNP-CD	13-7-0	0-1-0	0-3-1	8-3-0	0-0-0
F17	MICHIGAN STATE+	DNP-ILL	DNP-CD	15-11-0	DNP-CD	0-0-0	2-3-0	DNP-CD
F22	at Northwestern+	5-1-0	0-0-0	13-6-2	0-0-0	0-0-2	DNP-ILL	0-0-0
F25	3/3 PURDUE+	8-2-1	DNP-CD	2-7-1	DNP-CD	4-0-0	10-2-1	DNP-CD
F29	at Rutgers+	0-0-0	0-2-1	12-8-1	0-0-0	2-0-0	7-5-1	2-0-0
M3	at Ohio State+	0-1-0	1-1-0	4-9-0	0-0-0	0-1-0	7-2-0	5-1-0
M10	NEBRASKA+	DNP-INJ	DNP-CD	8-6-0	2-1-0	0-0-0	6-3-1	DNP-CD
M13	vs. B1G							
M14	vs. B1G							
M15	vs. B1G							
M16	vs. B1G							
M17	vs. B1G							



# Opponent Breakdown

Date	Michigan	G	TP	FG	FGA	PCT.	3FG	3FGA	PCT.	FT	FTA	PCT.	OFF	DEF	REB	F	DQ	AST	TO	STL	BLK	1st	2nd	OT	2OT
N7	UNC ASHEVILLE	1	74	22	55	.400	10	25	.400	20	28	.714	10	20	30	18	0	13	13	1	2	32	42	0	0
N10	YOUNGSTOWN STATE	1	62	24	68	.353	7	23	.304	7	10	.700	9	22	31	17	0	8	13	5	2	23	39	0	0
N13	at St. John's (Gavitt)	1	73	27	75	.360	9	27	.333	10	17	.588	27	20	47	16	0	11	16	8	4	38	35	0	0
N17	LONG BEACH STATE	1	94	37	66	.561	8	17	.471	12	17	.706	11	19	30	17	0	12	12	10	7	48	46	0	0
N22	vs. Memphis (B4A)	1	71	25	57	.439	10	24	.417	11	16	.688	6	22	28	19	0	11	11	9	8	37	34	0	0
N23	vs. Stanford (B4A)	1	78	31	62	.500	12	27	.444	4	4	1.000	8	19	27	17	0	20	13	9	3	44	34	0	0
N24	vs. Texas Tech (B4A)	1	73	25	58	.431	5	21	.238	18	21	.857	13	28	41	12	0	11	9	3	2	35	38	0	0
D2	at Oregon	1	86	34	67	.507	10	16	.625	8	12	.667	12	19	31	15	0	19	9	8	3	38	35	13	0
D5	INDIANA+	1	78	30	58	.517	3	9	.333	15	21	.714	9	21	30	19	0	7	13	8	4	37	41	0	0
D10	at Iowa+	1	80	28	64	.438	5	20	.250	19	25	.760	11	21	32	15	0	16	10	9	3	33	47	0	0
D16	EASTERN MICHIGAN	1	66	26	65	.400	2	15	.133	12	16	.750	10	20	30	19	1	7	5	6	1	32	34	0	0
D19	vs. Florida (Jumpman)	1	106	40	86	.465	8	29	.276	18	29	.621	21	33	54	23	1	14	16	10	10	38	43	8	17
D29	MCNEESE	1	87	30	63	.476	7	17	.412	20	28	.714	10	26	36	20	0	12	4	11	4	40	47	0	0
J4	MINNESOTA+	1	73	29	61	.475	10	24	.417	5	9	.556	12	22	34	18	0	17	9	7	6	33	40	0	0
J7	at Penn State+ (Palestra)	1	79	26	62	.419	7	23	.304	20	26	.769	10	21	31	19	0	11	7	11	5	27	52	0	0
J11	at Maryland+	1	64	20	49	.408	7	21	.333	17	23	.739	7	28	35	14	0	11	12	6	5	21	43	0	0
J15	OHIO STATE+	1	65	25	66	.379	3	25	.120	12	14	.857	10	28	38	13	0	6	4	4	5	28	37	0	0
J18	14/14 ILLINOIS+	1	88	30	62	.484	6	18	.333	22	30	.733	13	26	39	13	0	12	6	9	4	37	51	0	0
J23	ar 2/2 Purdue+	1	99	34	66	.515	14	21	.667	17	26	.654	14	32	46	17	0	24	7	5	4	49	50	0	0
J27	IOWA+	1	88	31	58	.534	8	16	.500	18	18	1.000	7	22	29	18	0	14	11	5	6	42	46	0	0
J30	at Michigan State+	1	81	34	61	.557	9	21	.429	4	8	.500	9	17	26	19	0	21	6	11	5	33	48	0	0
F3	RUTGERS+	1	69	27	67	.403	2	13	.154	13	17	.765	15	25	40	13	0	12	9	8	3	30	39	0	0
F7	#11/9 Wisconsin+	1	68	25	54	.463	5	19	.263	13	19	.684	7	21	28	18	0	7	12	5	0	33	35	0	0
F10	at Nebraska+	1	79	30	64	.469	9	23	.391	10	16	.625	16	27	43	18	0	18	9	7	3	45	34	0	0
F13	at 14/14 Illinois+	1	97	36	64	.563	12	25	.480	13	15	.867	9	29	38	21	0	17	8	3	3	47	50	0	0
F17	MICHIGAN STATE+	1	73	27	63	.429	2	14	.143	17	21	.810	7	24	31	16	0	9	10	15	2	39	34	0	0
F22	at Northwestern+	1	76	30	64	.469	10	22	.455	6	9	.667	14	22	36	14	0	19	5	7	3	37	39	0	0
F25	3/3 PURDUE+	1	84	32	68	.471	7	24	.292	13	19	.684	17	24	41	15	0	18	8	7	0	47	37	0	0
F29	at Rutgers+	1	82	33	63	.524	8	20	.400	8	12	.667	8	31	39	16	0	17	5	10	4	41	41	0	0
M3	at Ohio State+	1	84	27	48	.563	5	12	.417	25	31	.806	5	26	31	16	0	11	16	14	4	32	52	0	0
M10	NEBRASKA+	1	85	33	57	.579	7	21	.333	12	20	.600	4	29	33	17	0	13	8	6	3	50	35	0	0
M13	vs. BTT First Round																								
M14	vs. BTT Second Round																								
M15	vs. BTT Quarterfinal																								
M16	vs. BTT Semifinal																								
M17	vs. BTT Championship																								
M	vs. NCAA First Round																								
M	vs. NCAA Second Round																								
M	vs. NCAA Sweet 16																								
M	vs. NCAA Elite Eight																								
A6	vs. NCAA Final Four																								
A8	vs. NCAA Championship																								

W-L	All Games	G	TP	FG	FGA	PCT.	3FG	3FGA	PCT.	FT	FTA	PCT.	OFF	DEF	REB	F	DQ	AST	TO	STL	BLK	1st	2nd	OT	2OT
8-23	Overall	31	2,462	908	1,941	.468	227	632	.359	419	577	.726	341	744	1,085	522	2	418	296	237	118	1,146	1,278	21	17
5-10	Home	15	1,154	428	931	.460	87	280	.311	211	287	.735	151	349	500	251	1	167	137	107	49	551	603	0	0
2-10	Away	12	980	359	747	.481	105	251	.418	157	220	.714	142	293	435	200	0	195	110	99	46	441	526	13	0
1-3	Neutral	4	328	121	263	.460	35	101	.347	51	70	.729	48	102	150	71	1	56	49	31	23	154	149	8	17

Averages	G	TP	FG	FGA	PCT.	3FG	3FA	PCT.	FT	FTA	PCT.	OFF	DEF	REB	F	DQ	A	TO	STL	BLK	1st	2nd	OT	2OT
Overall	31	79.4	29.3	62.6	-	7.3	20.4	-	13.5	18.6	-	11.0	24.0	35.0	16.8	-	13.5	9.5	7.6	3.8	37.0	41.2	-	-
Home	15	76.9	28.5	62.1	-	5.8	18.7	-	14.1	19.1	-	10.1	23.3	33.3	16.7	-	11.1	9.1	7.1	3.3	36.7	40.2	-	-
Away	12	81.7	29.9	62.3	-	8.8	20.9	-	13.1	18.3	-	11.8	24.4	36.3	16.7	-	16.3	9.2	8.3	3.8	36.8	43.8	13.0	-
Neutral	4	82.0	30.3	65.8	-	8.8	25.3	-	12.8	17.5	-	12.0	25.5	37.5	17.8	-	14.0	12.3	7.8	5.8	38.5	37.3	8.0	17.0

W-L	Big Ten	W	TP	FG	FGA	PCT.	3FG	3FA	PCT.	FT	FTA	PCT.	OFF	DEF	REB	F	DQ	A	TO	STL	BLK	1st	2nd	OT	2OT
3-17	Overall	20	1,592	587	1,219	.482	139	391	.355	279	379	.736	204	496	700	329	0	280	175	157	72	741	851	-	-
2-8	Home	10	771	289	614	.471	53	183	.290	140	188	.745	101	242	343	160	0	115	90	74	33	376	395	-	-
1-9	Away	10	821	298	605	.493	86	208	.413	139	191	.728	103	254	357	169	0	165	85	83	39	365	456	-	-
0-0	Neutral	0	0	0	0	.000	0	0	.000	0	0	.000	0	0	0	0	0	0	0	0	0	0	0	-	-

Averages	G	TP	FG	FGA	PCT.	3FG	3FA	PCT.	FT	FTA	PCT.	OFF	DEF	REB	F	DQ	A	TO	STL	BLK	1st	2nd	OT	2OT
Overall	20	79.6	29.4	61.0	-	7.0	19.6	-	14.0	19.0	-	10.2	24.8	35.0	16.5	-	14.0	8.8	7.9	3.6	37.1	42.6	-	-
Home	10	77.1	28.9	61.4	-	5.3	18.3	-	14.0	18.8	-	10.1	24.2	34.3	16.0	-	11.5	9.0	7.4	3.3	37.6	39.5	-	-
Away	10	82.1	29.8	60.5	-	8.6	20.8	-	13.9	19.1	-	10.3	25.4	35.7	16.9	-	16.5	8.5	8.3	3.9	36.5	45.6	-	-
Neutral	0	0.0	0.0	0.0	-	0.0	0.0	-	0.0	0.0	-	0.0	0.0	0.0	0.0	-	0.0	0.0	0.0	0.0	0.0	0.0	-	-

## Specialty Stats

Date	Scoring in ...	G	First			Second			Overtime			Final			Lead	Trail	Change	Ties	Time Led	Time Trailed
			U-M	OPT	+/-	U-M	OPT	+/-	U-M	OPT	+/-	U-M	OPT	+/-						
N7	UNC ASHEVILLE	1	48	32	+16	48	51	-3	0	0	0	96	83	+13	+29	-2	1	0	39:07	0:21
N10	YOUNGSTOWN STATE	1	46	23	+23	46	39	+7	0	0	0	92	62	+30	+43	0	0	0	39:29	0:00
N13	at St. John's (Gavitt)	1	48	38	+10	41	35	+6	0	0	0	89	73	+16	+26	-5	8	4	33:27	4:49
N17	LONG BEACH STATE	1	50	48	+2	36	46	-10	0	0	0	86	94	-8	+16	-8	13	3	11:16	26:45
N22	vs. Memphis (B4A)	1	25	37	-12	42	34	+8	0	0	0	67	71	-4	+2	-16	3	3	1:14	36:08
N23	vs. Stanford (B4A)	1	45	44	+1	38	34	+4	0	0	0	83	78	+5	+13	-14	8	6	17:25	18:32
N24	vs. Texas Tech (B4A)	1	21	35	-14	36	38	-2	0	0	0	57	73	-16	0	-23	0	1	0:00	39:20
D2	at Oregon	1	35	38	-3	38	35	+3	10	13	-3	83	86	-3	+5	-6	10	9	10:51	27:34
D5	INDIANA+	1	39	37	+2	36	41	-5	0	0	0	75	78	-3	+6	-7	12	18	13:21	16:46
D10	at Iowa+	1	35	33	+2	55	47	+8	0	0	0	90	80	+10	+20	-5	9	10	27:47	5:55
D16	EASTERN MICHIGAN	1	49	34	+15	34	34	0	0	0	0	83	68	+15	+20	-2	1	1	38:17	0:48
D19	vs. Florida	1	37	38	-1	44	43	+1	25	20	+5	106	101	+5	+9	-9	16	15	30:38	11:18
D29	MCNEESE	1	37	40	-3	39	47	-8	0	0	0	76	87	-11	+4	-13	6	2	2:35	34:41
J4	MINNESOTA+	1	37	33	+4	34	40	-6	0	0	0	71	73	-2	+7	-7	11	9	21:52	14:00
J7	at Penn State+ (Palestra)	1	37	27	+10	36	52	-16	0	0	0	73	79	-6	+14	-11	1	0	26:06	11:36
J11	at Maryland+	1	33	21	+12	24	43	-19	0	0	0	57	64	-7	+12	-7	6	6	22:47	12:55
J15	OHIO STATE+	1	37	28	+9	36	37	-1	0	0	0	73	65	+8	+12	-4	6	4	27:47	8:33
J18	14/14 ILLINOIS+	1	36	37	-1	37	51	-14	0	0	0	73	88	-15	+2	-16	1	2	0:23	38:24
J23	ar 2/2 Purdue+	1	25	49	-24	42	50	-8	0	0	0	67	99	-32	0	-35	0	0	0:00	38:40
J27	IOWA+	1	44	42	+2	34	46	-12	0	0	0	78	88	-10	+9	-13	11	5	11:10	25:06
J30	at Michigan State+	1	35	33	+2	27	48	-21	0	0	0	62	81	-19	+9	-20	5	3	18:57	18:07
F3	RUTGERS+	1	39	30	+9	20	39	-19	0	0	0	59	69	-10	+15	-10	2	0	34:00	4:46
F7	#11/9 Wisconsin+	1	37	33	+4	35	35	0	0	0	0	72	68	+4	+9	-4	7	7	33:01	3:53
F10	at Nebraska+	1	25	45	-20	34	34	0	0	0	0	59	79	-20	+2	-30	1	2	0:39	37:16
F13	at 14/14 Illinois+	1	29	47	-18	47	50	-3	0	0	0	76	97	-21	+6	-37	2	3	0:10	37:25
F17	MICHIGAN STATE+	1	37	39	-2	26	37	-11	0	0	0	63	76	-13	+6	-10	6	8	14:57	19:41
F22	at Northwestern+	1	34	37	-3	28	39	-11	0	0	0	62	76	-14	+11	-20	4	3	16:29	21:23
F25	3/3 PURDUE+	1	36	47	-11	40	37	+3	0	0	0	76	84	-8	+7	-14	5	1	11:02	27:20
F29	at Rutgers+	1	41	26	+15	41	26	+15	0	0	0	82	52	+30	0	32	0	0	0:00	39:46
M3	at Ohio State+	1	27	34	-7	32	52	-20	0	0	0	59	86	-27	0	29	0	0	0:00	39:13
M10	NEBRASKA+	1	43	50	-7	27	35	-8	0	0	0	70	85	-15	+6	-20	3	1	3:40	35:31
M13	vs. B1G																			
M14	vs. B1G																			
M15	vs. B1G																			
M16	vs. B1G																			
M17	vs. B1G																			
Overall		31	1147	1135	+12	1133	1275	-142	35	33	+2	2315	2443	-128						
Average			37.0	36.6	0.4	36.5	41.1	-4.6	35.0	33.0	0.1	74.7	78.8	-4.1						
Big Ten		20	706	728	-22	691	839	-148	0	0	0	1397	1567	-170						
Average			35.3	36.4	-1.1	34.6	42.0	-7.4	0.0	0.0	0.0	69.9	78.4	-8.5						

Date	Points from ...	G	Off Turnovers			the Paint			2nd Chance			the Fast Break			the Bench		
			U-M	OPP	+/-	U-M	OPP	+/-	U-M	OPP	+/-	U-M	OPP	+/-	U-M	OPP	+/-
N7	UNC ASHEVILLE	1	18	9	+9	43	16	+27	15	9	+6	9	5	+4	15	24	-9
N10	YOUNGSTOWN STATE	1	9	19	-10	44	28	+16	12	5	+7	13	4	+9	37	23	+14
N13	at St. John's (Gavitt)	1	13	17	-4	36	28	+8	14	33	-19	12	14	-2	16	29	-13
N17	LONG BEACH STATE	1	11	24	-13	38	38	0	22	19	+3	9	6	+3	21	22	-1
N22	vs. Memphis (B4A)	1	13	21	-8	20	20	0	15	4	+11	4	5	-1	10	32	-22
N23	vs. Stanford (B4A)	1	22	18	+4	38	34	+4	6	4	+2	18	5	+13	9	9	0
N24	vs. Texas Tech (B4A)	1	7	12	-5	22	28	-6	11	15	-4	2	9	-7	13	5	+8
D2	at Oregon	1	9	18	-9	28	44	-16	13	15	-2	1	13	-12	17	25	-8
D5	INDIANA+	1	10	12	-2	28	52	-24	10	9	+1	9	5	+4	25	28	-3
D10	at Iowa+	1	18	13	+5	36	36	0	9	10	-1	14	14	0	21	12	+9
D16	EASTERN MICHIGAN	1	10	14	-4	30	38	-8	12	8	+4	7	4	+3	23	29	-6
D19	vs. Florida	1	6	16	-10	38	69	-31	14	18	-4	9	17	-8	3	43	-40
D29	MCNEESE	1	8	20	-12	14	42	-28	8	8	0	0	12	-12	16	25	-9
J4	MINNESOTA+	1	14	10	+4	34	36	-2	18	12	+6	5	4	+1	8	14	-6
J7	at Penn State+ (Palestra)	1	6	23	-17	26	34	-8	8	10	-2	0	7	-7	10	17	-7
J11	at Maryland+	1	14	13	+1	28	26	+2	4	2	+2	0	8	-8	5	6	-1
J15	OHIO STATE+	1	5	16	-11	22	32	-10	17	12	+5	0	2	-2	7	11	-4
J18	14/14 ILLINOIS+	1	9	13	-4	38	42	-4	13	16	-3	2	11	-9	11	13	-2
J23	ar 2/2 Purdue+	1	7	10	-3	22	40	-18	14	16	-2	2	10	-8	21	34	-13
J27	IOWA+	1	9	15	-6	26	34	-8	10	10	0	4	9	-5	16	9	+7
J30	at Michigan State+	1	10	20	-10	18	48	-30	13	9	+4	6	18	-12	8	19	-11
F3	RUTGERS+	1	4	19	-15	20	40	-20	6	18	-12	2	8	-6	11	5	+6
F7	#11/9 Wisconsin+	1	15	9	+6	20	40	-20	9	10	-1	6	2	+4	18	6	+12
F10	at Nebraska+	1	5	12	-7	18	38	-20	13	14	-1	13	6	+7	12	15	-3
F13	at 14/14 Illinois+	1	8	13	-5	40	46	-6	12	13	-1	8	22	-14	15	20	-5
F17	MICHIGAN STATE+	1	11	27	-16	24	40	-16	10	7	+3	2	19	-17	2	23	-21
F22	at Northwestern+	1	3	22	-19	24	36	-12	7	15	-8	5	3	+2	8	9	-1
F25	3/3 PURDUE+	1	10	10	0	26	44	-18	9	24	-15	5	6	-1	22	10	+12
F29	at Rutgers+	1	9	16	-7	18	48	-30	10	10	0	3	18	-15	6	24	-18
M3	at Ohio State+	1	18	27	-9	20	40	-20	11	2	+9	2	22	-20	10	40	-30
M10	NEBRASKA+	1	4	4	0	26	48	-22	4	4	0	0	2	-2	18	9	+9
M13	vs. B1G																
M14	vs. B1G																
M15	vs. B1G																
M16	vs. B1G																
M17	vs. B1G																
Overall		31	315	492	-177	865	1185	-320	349	361	-12	172	290	-118	434	590	-156
Average			10.2	15.9	-5.7	27.9	38.2	-10.3	11.3	11.6	-0.4	5.5	9.4	-3.8	14.0	19.0	-5.0
Big Ten		20	189	304	-115	514	800	-286	207	223	-16	88	196	-108	254	324	-70
Average			9.5	15.2	-5.8	25.7	40.0	-14.3	10.4	11.2	-0.8	4.4	9.8	-5.4	12.7	16.2	-3.5



# Statistic Breakdown

Michigan				
Inside the Box Score	W	L	Insider Stats	
U-M leads in FG%	7	5	Home	
Opponent leads in FG%	1	18	Away	
Teams tie in FG%	0	0	Neutral	
<b>Total</b>	<b>8</b>	<b>23</b>	<b>Total</b>	
U-M leads in 3FG%	7	7	Regulation	
Opponent leads in 3FG%	0	15	Overtime	
Teams tie in 3FG%	1	1	Double Overtime	
<b>Total</b>	<b>8</b>	<b>23</b>	<b>Total</b>	
U-M leads in FT%	5	11	vs. ranked	
Opponent leads in FT%	3	11	vs. unranked	
Teams tie in FT%	0	1	<b>Total</b>	
<b>Total</b>	<b>8</b>	<b>23</b>	<b>Total</b>	
U-M leads in rebounds	7	8	White	
Opponent leads in rebounds	1	12	Blue	
Teams tie in rebounds	0	3	Maize	
<b>Total</b>	<b>8</b>	<b>23</b>	Pitch Navy	
U-M leads in assists	6	7	Retro 1989	
Opponent leads in assists	2	16	<b>Total</b>	
Teams tie in assists, U-M is	0	0	<b>Total</b>	
<b>Total</b>	<b>8</b>	<b>23</b>	<b>Total</b>	
U-M leads in blocks	7	6	U-M 100+	
Opponent leads in blocks	1	14	U-M 90+	
Teams tie in blocks	0	3	U-M 80+	
<b>Total</b>	<b>8</b>	<b>23</b>	U-M 70+	
U-M leads in steals	0	3	U-M 60+	
Opponent leads in steals	6	19	U-M 50+	
Teams tie in steals	2	1	U-M 40+	
<b>Total</b>	<b>8</b>	<b>23</b>	<b>Total</b>	
U-M has more turnovers	3	17	Opponent 100+	
Opponent has more turnovers	3	3	Opponent 90+	
Teams tie in turnovers	2	3	Opponent 80+	
<b>Total</b>	<b>8</b>	<b>23</b>	Opponent 70+	
U-M has more fouls	4	13	Opponent 60+	
Opponent has more fouls	4	8	Opponent 50+	
Teams tie in fouls	0	2	Opponent 40+	
<b>Total</b>	<b>8</b>	<b>23</b>	<b>Total</b>	
U-M player fouls out	1	7	U-M leads at half	
Opponent player fouls out	1	0	U-M trails at half	
Both has a player foul out	0	1	U-M is tied at half	
Neither has a player foul out	6	15	<b>Total</b>	
<b>Total</b>	<b>8</b>	<b>23</b>	<b>Total</b>	
Decided by 15+	4	9	0	8
Decided by 11-15	0	2	0	1
Decided by 6-10	2	7	2	6
Decided by 1-5	2	5	1	2
<b>Total</b>	<b>8</b>	<b>23</b>	<b>3</b>	<b>17</b>
ABC	0	0	0	0
B1G Network	4	4	2	4
B1G+	1	2	0	0
CBS	0	1	0	1
ESPN	0	1	0	0
ESPN2	0	1	0	0
ESPNU	1	1	0	0
FOX	1	1	1	1
FS1	1	8	0	7
Peacock	0	4	0	4
TBS	0	0	0	0
TNT	0	0	0	0
truTV	0	0	0	0
<b>Total</b>	<b>8</b>	<b>23</b>	<b>3</b>	<b>17</b>

Juwan Howard				
Inside the Box Score	W	L	Insider Stats	
U-M leads in FG%	76	15	Home	
Opponent leads in FG%	6	51	Away	
Teams tie in FG%	0	0	Neutral	
<b>Total</b>	<b>82</b>	<b>66</b>	<b>Total</b>	
U-M leads in 3FG%	61	19	Regulation	
Opponent leads in 3FG%	21	46	Overtime	
Teams tie in 3FG%	0	1	Double Overtime	
<b>Total</b>	<b>82</b>	<b>66</b>	<b>Total</b>	
U-M leads in FT%	48	28	vs. ranked	
Opponent leads in FT%	33	38	vs. unranked	
Teams tie in FT%	1	0	<b>Total</b>	
<b>Total</b>	<b>82</b>	<b>66</b>	<b>Total</b>	
U-M leads in rebounds	69	23	White	
Opponent leads in rebounds	13	39	Blue	
Teams tie in rebounds	0	4	Maize	
<b>Total</b>	<b>82</b>	<b>66</b>	Pitch Navy	
U-M leads in assists	67	19	Retro 1989	
Opponent leads in assists	10	41	<b>Total</b>	
Teams tie in assists, U-M is	5	6	<b>Total</b>	
<b>Total</b>	<b>82</b>	<b>66</b>	<b>Total</b>	
U-M leads in blocks	52	25	U-M 100+	
Opponent leads in blocks	21	30	U-M 90+	
Teams tie in blocks	9	11	U-M 80+	
<b>Total</b>	<b>82</b>	<b>66</b>	U-M 70+	
U-M leads in steals	38	19	U-M 60+	
Opponent leads in steals	37	37	U-M 50+	
Teams tie in steals	7	10	U-M 40+	
<b>Total</b>	<b>82</b>	<b>66</b>	<b>Total</b>	
U-M has more turnovers	42	38	Opponent 100+	
Opponent has more turnovers	29	20	Opponent 90+	
Teams tie in turnovers	11	8	Opponent 80+	
<b>Total</b>	<b>82</b>	<b>66</b>	Opponent 70+	
U-M has more fouls	26	33	Opponent 60+	
Opponent has more fouls	48	30	Opponent 50+	
Teams tie in fouls	8	3	Opponent 40+	
<b>Total</b>	<b>82</b>	<b>66</b>	<b>Total</b>	
U-M player fouls out	9	16	U-M leads at half	
Opponent player fouls out	20	5	U-M trails at half	
Both has a player foul out	5	1	U-M is tied at half	
Neither has a player foul out	48	44	<b>Total</b>	
<b>Total</b>	<b>82</b>	<b>66</b>	<b>Total</b>	
Decided by 15+	34	16	19	13
Decided by 11-15	14	10	7	6
Decided by 6-10	25	21	15	20
Decided by 1-5	9	19	7	8
<b>Total</b>	<b>82</b>	<b>66</b>	<b>48</b>	<b>47</b>
ABC	0	1	0	0
B1G Network	31	11	16	9
B1G+	2	2	0	0
CBS	12	10	6	8
ESPN	11	12	8	5
ESPN2	6	7	3	5
ESPNU	3	0	1	0
FOX	5	4	5	4
FS1	12	14	9	13
Peacock	0	3	0	3
TBS	0	2	0	0
TNT	0	0	0	0
truTV	0	0	0	0
<b>Total</b>	<b>82</b>	<b>66</b>	<b>48</b>	<b>47</b>

# The Last Time (Michigan)

## Team Rankings

U-M ranked in Top 25  
 U-M ranked No. 1  
 Defeated a ranked team  
 Lost to a ranked team  
 Played the No. 1 team  
 Defeated the No. 1 team  
 Top 5 home win  
 Top 10 home win  
 Top 25 home win  
 Top 5 road win  
 Top 10 road win  
 Top 25 road win

## Information

Associated Press (20th) & USA Today Coaches Poll (21st)  
 Associated Press (1st) & USA Today Coaches Poll (2nd)  
 Won over #1 Wisconsin (W, 72-68) at Crisler Center  
 Lost to #3 Purdue (L, 84-76) at Crisler Center  
 Lost at #1 Louisville (L, 58-43; KFC Yum! Center in ACC/Big Ten Challenge)  
 Defeated #1 Duke (W, 81-73; Crisler Center)  
 Defeated #3 Purdue (W, 82-58; Crisler Center)  
 Defeated #3 Purdue (W, 82-58; Crisler Center)  
 Defeated #9 Iowa (W, 79-57; Crisler Center)  
 Won at #4 Ohio State (W, 92-87; Value City Arena)  
 Won at #4 Ohio State (W, 92-87; Value City Arena)  
 Won at #23 Ohio State (W, 75-69; Value City Arena)

## Date

November 14, 2022  
 January 28, 2013  
 February 7, 2024  
 February 25, 2024  
 December 3, 2019  
 December 14, 1997  
 February 10, 2022  
 February 10, 2022  
 February 25, 2021  
 February 21, 2021  
 February 21, 2021  
 March 6, 2022

## Overtime / Last Second

Won in OT  
 Won in 2OT  
 Won in 3OT  
 Won in 4OT  
 Lost in OT  
 Lost in 2OT  
 Lost in 3OT  
 Lost in 4OT  
 Won at the buzzer  
 Lost at the buzzer

## Information

Won in OT against Wisconsin (87-79; Crisler Center)  
 Won in 2OTs against Purdue (84-78; Crisler Center)  
 Won in 3OTs against Iowa (69-67; Crisler Center)  
 has not happened  
 Lost in OT at Oregon (L, 86-83; Matthew Knight Arena)  
 Lost in 2OTs vs. Florida (L, 106-101 at the Spectrum Center; Jumpman Invitational)  
 Lost in 3OTs against Purdue (L, 80-77; Crisler Center)  
 Lost in 4OTs at Illinois (L, 75-66; Assembly Hall)  
 U-M defeated Minnesota (59-57; Crisler Center) on a Charles Matthews baseline jumper (0.8)  
 U-M lost at Oregon (86-83 OT; Matthew Knight Area) on Jackson Shelstad three-pointer (1.4)

## Date

February 26, 2023  
 January 9, 2020  
 January 19, 1985  
 December 2, 2023  
 December 19, 2023  
 January 27, 1983  
 February 28, 1984  
 January 22, 2019  
 December 2, 2023

## Team Scoring

(4x) Double Figures  
 (5x) Double Figures  
 (6x) Double Figures  
 (Starting 5) Double Figures  
 (2x) 20+ points  
 (3x) 20+ points  
 (2x) 30+ points

## Information

#3 Purdue (Crisler Center): McDaniel (19), Burnett (12), Williams II (11), Tschetter (10), Jackson (10)  
 #3 Purdue (Crisler Center): McDaniel (19), Burnett (12), Williams II (11), Tschetter (10), Jackson (10)  
 at Iowa (Carver-Hawkeye Arena): Reed, Jr. (19), Burnett (14), Williams II (13), Nkamhoua (12), McDaniel (11), Tschetter (10)  
 Michigan State (Crisler Center): Reed, Jr. (15), McDaniel (13), Llewellyn (12), Nkamhoua (11), Burnett (10)  
 vs. Florida (Spectrum Center): Dug McDaniel (33) and Olivier Nkamhoua (24)  
 Wisconsin (Crisler Center): Kobe Bufkin (28), Hunter Dickinson (23) & Dug McDaniel (20)  
 at Northwestern (Welsh-Ryan Arena): Jalen Rose (33) & Juwan Howard (32)

## Date

February 25, 2024  
 February 25, 2024  
 December 10, 2023  
 February 17, 2024  
 December 19, 2023  
 February 26, 2023  
 March 12, 1994

## Team Points

90+ points  
 100+ points  
 110+ points  
 120+ points  
 Less than 50 points  
 Less than 40 points

## Total

101  
 101  
 111  
 128  
 49  
 34

## Game

vs. Florida (L, 106-101 2OT; Spectrum Center)  
 vs. Florida (L, 106-101 2OT; Spectrum Center)  
 Houston Baptist (W, 111-68; Crisler Center)  
 Purdue (W, 128-94; Yost Arena)  
 vs. UCLA (L, 51-49; Lucas Oil Stadium in NCAA)  
 vs. Wisconsin (L, 51-34; United Center in BTT)

## Date

December 19, 2023  
 December 19, 2023  
 November 22, 2019  
 February 19, 1966  
 March 30, 2021  
 March 14, 2008

## Scoring

20+ points  
 30+ points  
 40+ points

## Total

30  
 23  
 40

## Information

Tarris Reed, Jr. against #14 Illinois (Crisler Center)  
 Dug McDaniel vs. Florida (Spectrum Center)  
 Glen Rice against Minnesota (Crisler Center)

## Date

January 18, 2024  
 December 19, 2023  
 January 9, 1988

## Rebounds

10+ rebounds  
 15+ rebounds  
 20+ rebounds

## Total

11  
 15  
 20

## Information

Tarris Reed, Jr. against Michigan State (Crisler Center)  
 Tarris Reed, Jr. against Rutgers (Crisler Center)  
 DeShawn Sims against Florida Gulf Coast (Crisler Center)

## Date

February 17, 2024  
 February 3, 2024  
 December 22, 2008

## Assists

5+ assists  
 10+ assists  
 15+ assists

## Total

5  
 10  
 15

## Information

Dug McDaniel against Nebraska (Crisler Center)  
 DeVante' Jones against #15 Illinois (Crisler Center)  
 Mike Smith vs. Maryland (Lucas Oil Stadium in BTT)

## Date

March 10, 2024  
 February 27, 2022  
 March 12, 2021

## Blocks

5+ blocks  
 10+ blocks

## Total

5  
 10

## Information

Tarris Reed, Jr. against Rutgers (Crisler Center)  
 Roy Tarpley against Florida Southern (Crisler Center)

## Date

February 3, 2024  
 December 7, 1985

## Steals

5+ steals  
 10+ steals

## Total

5  
 -

## Information

Nimari Burnett vs. Florida (Spectrum Center)  
 has yet to happen

## Date

December 19, 2023

## Double-Doubles

Point-Rebound  
 Point-Assist  
 Point Block  
 2+ in a game

## Total

15P, 11R  
 25P, 10A  
 19P, 10B  
 2x

## Information

Tarris Reed, Jr. against Michigan State (Crisler Center)  
 DeVante' Jones against Illinois (Crisler Center)  
 Roy Tarpley against Florida Southern (Crisler Center)  
 Hunter Dickinson (13P, 11R) & DeVante Jones (25P, 10A) against Illinois (Crisler Center)

## Date

February 17, 2024  
 February 27, 2022  
 December 7, 1985  
 February 27, 2022

## Triple-Double

Point-Rebound-Assist #1  
 Point-Rebound-Assist #2  
 Point-Rebound-Assist #3  
 Point-Rebound-Assist #4  
 Point-Rebound-Assist #5  
 Point-Rebound-Assist #6

## Total

24P, 10R, 10A  
 18P, 13R, 10A  
 12P, 10R, 11A  
 13P, 10R, 10A  
 10P, 11R, 13A  
 11P, 10R, 12A

## Information

Gary Grant vs. North Carolina (Charlotte Coliseum in NCAA)  
 Manny Harris against Northern Michigan (Crisler Center)  
 Darius Morris against Iowa (Crisler Center)  
 Caris LeVert against Northern Kentucky (Crisler Center)  
 Derrick Walton Jr. against Youngstown State (Crisler Center)  
 Xavier Simpson against Ohio State (Crisler Center)

## Date

March 14, 1987  
 November 14, 2009  
 January 30, 2011  
 December 15, 2015  
 December 19, 2015  
 January 29, 2019

## The Last Time (Michigan)

<b>Field Goals</b>	<b>Total</b>	<b>Game</b>	<b>Date</b>
30+ field goals	30	#14 Illinois (Crisler Center)	January 18, 2024
40+ field goals	43	Houston Baptist (Crisler Center)	November 22, 2019
Less than 20 field goals	20	at Ohio State (Value City Arena)	March 3, 2024
60+ FG attempts	60	#3 Purdue (Crisler Center)	February 25, 2024
70+ FG attempts	76	vs. Florida (Spectrum Center)	December 19, 2023
Less than 40 attempts	38	Tarleton State (Crisler Center)	November 24, 2021
Shot better than 50%	50.0% (22-for-44)	at Northwestern (Crisler Center)	February 22, 2024
Shot better than 60%	61.9% (39-for-63)	vs. Texas A&M (Staples Center in NCAA)	March 22, 2018
Shot less than 30%	25.9% (15-for-58)	at #1 Louisville (KFC, Yum! Yum! Center in ACC/Big Ten Challenge)	December 3, 2019
<b>3-Point Field Goals</b>	<b>Total</b>	<b>Game</b>	<b>Date</b>
10+ 3-pointers	12	Ohio State (Crisler Center)	January 15, 2024
15+ 3-pointers	15	at Nebraska (Pinnacle Bank Arena)	December 7, 2021
Less than five 3-pointers	5	at Ohio State (Value City Arena)	March 3, 2024
Did not make 3-pointer	0	Michigan State (Crisler Center)	March 3, 2013
20+ 3FG attempts	28	Nebraska (Crisler Center)	March 10, 2024
30+ 3FG attempts	35	McNeese (Crisler Center)	December 29, 2023
Less than 10 attempts	10	at #14 Illinois (State Farm Center)	February 13, 2024
Shot better than 40%	42.9% (9-for-21)	#3 Purdue (Crisler Center)	February 25, 2024
Shot better than 50%	72.7% (8-for-11)	at Northwestern (Crisler Center)	February 22, 2024
Shot less than 25%	10.0% (1-for-10)	at #14 Illinois (State Farm Center)	February 13, 2024
<b>Free Throws</b>	<b>Total</b>	<b>Game</b>	<b>Date</b>
20+ free throws	23	vs. Florida (Spectrum Center)	December 19, 2023
30+ free throws	34	Iowa (Crisler Center)	February 14, 2001
Less than 10 free throws	10	at Rutgers (Jersey Mike's Arena)	February 29, 2024
Less than five free throws	4	at Maryland (Xfinity Center)	January 19, 2023
20+ FT attempts	22	at Ohio State (Value City Arena)	March 3, 2024
30+ FT attempts	40	vs. Eastern Michigan (Little Caesars Arena)	November 11, 2022
Less than 10 attempts	7	Rutgers (Crisler Center)	February 3, 2024
Less than five attempts	4	Wisconsin (Crisler Center)	January 12, 2021
Shot better than 90%	90.5% (19-for-21)	vs. Indiana (Gainbridge Fieldhouse in BTT)	March 10, 2022
Shot 100%	100% (11-for-11)	at Ohio State (Value City Arena)	March 6, 2022
Shot less than 50%	50.0% (10-for-20)	at Rutgers (Jersey Mike's Arena)	February 29, 2024
<b>Rebounds</b>	<b>Total</b>	<b>Game</b>	<b>Date</b>
40+ rebounds	43 (11 off; 32 def)	Ohio State (Crisler Center)	January 15, 2024
50+ rebounds	50 (19 off; 31 def)	vs. Memphis (Battle 4 Atlantis)	November 22, 2023
Less than 25 rebounds	22 (3 off; 19 def)	at Purdue (Mackey Arena)	February 5, 2022
Less than 20 rebounds	17 (4 off; 13 def)	at Illinois (State Farm Center)	January 11, 2017
10+ offensive	11	at Ohio State (Value City Arena)	March 3, 2024
15+ offensive	18	at Nebraska (Pinnacle Bank Arena)	February 10, 2024
Less than five offensive	5	at Northwestern (Crisler Center)	February 22, 2024
25+ defensive	25	at Rutgers (Jersey Mike's Arena)	February 29, 2024
30+ defensive	32	Ohio State (Crisler Center)	January 15, 2024
Less than 20 defensive	18	at Ohio State (Value City Arena)	March 3, 2024
<b>Fouls</b>	<b>Total</b>	<b>Game</b>	<b>Date</b>
15+ fouls	17	Nebraska (Crisler Center)	March 10, 2024
20+ fouls	20	at Ohio State (Value City Arena)	March 3, 2024
Less than 10 fouls	10	vs. Stanford (Battle 4 Atlantis)	November 23, 2023
Less than five fouls	4	Binghamton (Crisler Center)	December 11, 2012
<b>Assists</b>	<b>Total</b>	<b>Game</b>	<b>Date</b>
15+ assists	18	Iowa (Crisler Center)	January 27, 2024
20+ assists	20	UNC Asheville (Crisler Center)	November 7, 2023
Less than 10 assists	6	at Ohio State (Value City Arena)	March 3, 2024
Less than five assists	4	Illinois (Crisler Center)	March 2, 2021
<b>Turnovers</b>	<b>Total</b>	<b>Game</b>	<b>Date</b>
15+ turnovers	18	at Ohio State (Value City Arena)	March 3, 2024
20+ turnovers	22	Michigan State (Crisler Center)	February 17, 2024
Less than 10 turnovers	9	Nebraska (Crisler Center)	March 10, 2024
Less than five turnovers	3	Penn State (Crisler Center)	January 4, 2023
<b>Blocks</b>	<b>Total</b>	<b>Game</b>	<b>Date</b>
5+ blocks	5	at #14 Illinois (State Farm Center)	February 13, 2024
10+ blocks	13	Jackson State (Crisler Center)	November 23, 2022
Less than five blocks	2	Nebraska (Crisler Center)	March 10, 2024
Did not have a block	0	#3 Purdue (Crisler Center)	February 25, 2024
<b>Steals</b>	<b>Total</b>	<b>Game</b>	<b>Date</b>
5+ steals	6	at Ohio State (Value City Arena)	March 3, 2024
10+ steals	11	at Rutgers (Jersey Mike's Arena)	February 23, 2023
Less than five steals	4	Nebraska (Crisler Center)	March 10, 2024
Did not have a steal	0	Minnesota (Crisler Center)	December 11, 2021

## The Last Time (Opponent)

### Overtime / Last Second

Won in OT  
 Won in 2OT  
 Won in 3OT  
 Won in 4OT  
 Lost in OT  
 Lost in 2OT  
 Lost in 3OT  
 Lost in 4OT  
 Won at the buzzer  
 Lost at the buzzer

### Information

Oregon won in OT (86-83; Matthew Knight Arena)  
 Florida won in 2OTs (106-101; Spectrum Center)  
 Purdue won in 3OTs (80-77; Crisler Center)  
 Illinois won in 4OTs (75-66; Assembly Hall)  
 Wisconsin lost in OT (87-79; Crisler Center)  
 Purdue lost in 2OTs (84-78; Crisler Center)  
 Iowa lost in 3OTs (69-67; Crisler Center)  
 has not happened  
 Oregon beat U-M (86-83 OT; Matthew Knight Area) on Jackson Shelstad three-pointer (1.4)  
 Minnesota lost at U-M (59-57; Crisler Center) on a Charles Matthews baseline jumper (0.8)

### Date

December 2, 2023  
 December 19, 2023  
 January 27, 1983  
 February 28, 1984  
 February 26, 2023  
 January 9, 2020  
 Jan. 19, 1985  
 December 2, 2023  
 January 22, 2019

### Team Scoring

(4x) Double Figures  
 (5x) Double Figures  
 (6x) Double Figures  
 (Starting 5) Double Figure  
 (2x) 20 or more points  
 (3x) 20 or more points

### Information

Nebraska: Tominaga (30), Allick (15), Mast (12), Williams (10)  
 #14 Illinois: Hawkins (21), Guerrier (16), Domask (15), Rodgers (15), Harmon (11) at U-M (Crisler Center)  
 Minnesota: Cooper (16), Payne (15), Garcia (13), Battle (11), Ola-Joseph (11) against U-M (Williams Arena)  
 Kentucky: Toppin (14), Wallace (14), Tshiebwe (13), Wheeler (11), Reeves (11) vs. U-M (o2 Arena in London Showcase)  
 Iowa: Sandfort (26) and Perkins (24) against Iowa (Crisler Center)  
 Iowa: Garza (33), Frederick (21), Weiskamp (20) at U-M (Crisler Center)

### Date

March 10, 2024  
 January 18, 2024  
 December 8, 2022  
 December 4, 2022  
 January 27, 2024  
 January 17, 2020

### Points

90+ points  
 100+ points  
 110+ points  
 120+ points  
 Less than 50 points  
 Less than 40 points

### Total

#14 Illinois: 97  
 Florida: 106  
 Michigan State: 114  
 Loyola-Marymount: 149  
 Rutgers: 45  
 Holy Cross: 37

### Game

U-M lost 97-68 (State Farm Center)  
 U-M lost 106-101 2OT (Spectrum Center)  
 U-M lost 114-63 (Breslin Center)  
 U-M lost 149-115 (Long Beach Arena in NCAA)  
 U-M won 58-45 (Jersey Mike's Arena)  
 U-M won 56-37 (Crisler Center)

### Date

February 13, 2024  
 December 19, 2023  
 December 30, 1993  
 March 18, 1990  
 February 23, 2023  
 November 10, 2018

### Scoring

20+ points  
 30+ points  
 40+ points

### Total

30  
 30  
 44

### Information

Keisei Tominaga, Nebraska (Crisler Center)  
 Keisei Tominaga, Nebraska (Crisler Center)  
 Luka Garza, Iowa (Crisler Center)

### Date

March 10, 2024  
 March 10, 2024  
 December 6, 2019

### Rebounds

10+ rebounds  
 15+ rebounds  
 20+ rebounds

### Total

15  
 15  
 20

### Information

Clifford Omoruyi, Rutgers (Jersey Mike's Arena)  
 Clifford Omoruyi, Rutgers (Jersey Mike's Arena)  
 Trevion Williams, Purdue (Crisler Center)

### Date

February 29, 2024  
 February 29, 2024  
 January 9, 2020

### Assists

5+ assists  
 10+ assists  
 15+ assists

### Total

5  
 11  
 20

### Information

Bruce Thornton, Ohio State (Value City Arena)  
 Braden Smith, Purdue (Crisler Center)  
 Mateen Cleaves, Michigan State (Breslin Center)

### Date

March 3, 2024  
 February 25, 2024  
 March 4, 2001

### Blocks

5+ blocks  
 10+ blocks

### Total

5  
 -

### Information

Julian Reese, Maryland (Xfinity Center)  
 has yet to happen

### Date

January 11, 2024

### Steals

5+ steals  
 10+ steals

### Total

6  
 -

### Information

Coleman Hawkins, Illinois (Crisler Center)  
 has yet to happen

### Date

January 18, 2024

### Double-Doubles

Point-Rebound  
 Point-Assist  
 Point-Block  
 2+ in a game  
 Smith, Purdue (Crisler Center)

### Total

19P, 15R  
 11P, 11A  
 -  
 Purdue: Zach Edey (35P, 15R) and Braden Smith (11P, 11A)  
 February 25, 2024

### Information

Clifford Omoruyi, Rutgers (Jersey Mike's Arena)  
 Braden Smith, Purdue (Crisler Center)  
 has yet to happen

### Date

February 29, 2024  
 February 24, 2025

Zach Edey & Braden

### Triple Double

Point-Rebound-Assist

### Total

-

### Information

has yet to happen

### Date

## The Last Time (Opponent)

<b>Field Goals</b>	<b>Total</b>	<b>Game</b>	<b>Date</b>
30+ field goals	33	Nebraska at U-M (Crisler Center)	March 10, 2024
40+ field goals	40	Florida vs. U-M (Spectrum Center)	December 19, 2023
Less than 20 field goals	18	Rutgers against U-M (Jersey Mike's Arena)	February 23, 2023
60+ FG attempts	63	Rutgers against U-M (Jersey Mike's Arena)	February 29, 2024
70+ FG attempts	86	Florida vs. U-M (Spectrum Center)	December 19, 2023
Less than 40 attempts	40	Minnesota against U-M (Williams Arena)	March 7, 2009
Shot better than 50%	57.9% (33-for-57)	Nebraska at U-M (Crisler Center)	March 10, 2024
Shot better than 60%	60.4% (32-for-53)	Arizona State vs. U-M (Barclays Center in Legends Classic)	November 17, 2022
Shot less than 30%	26.5 (18-for-68)	Maryland at U-M (Crisler Center)	January 1, 2023
<b>3-Point Field Goals</b>	<b>Total</b>	<b>Game</b>	<b>Date</b>
10+ 3-pointers	10	at Northwestern (Crisler Center)	February 22, 2024
15+ 3-pointers	15	UCLA against U-M (Pauley Pavilion)	December 10, 2016
Less than five 3-pointers	5	Ohio State vs. U-M (Value City Arena)	March 3, 2024
Did not make 3-pointer	0	Michigan State against U-M (Breslin Center)	March 4, 2021
20+ 3FG attempts	21	Nebraska at U-M (Crisler Center)	March 10, 2024
30+ 3FG attempts	30	Penn State against U-M (Bryce Jordan Center)	January 29, 2023
Less than 10 attempts	9	Indiana against U-M (Crisler Center)	December 5, 2023
Shot better than 40%	41.7% (5-for-12)	Ohio State vs. U-M (Value City Arena)	March 3, 2024
Shot better than 50%	50.0% (8-for-16)	Iowa at U-M (Crisler Center)	January 27, 2024
Shot less than 25%	14.3% (2-for-14)	Michigan State at U-M (Crisler Center)	February 17, 2024
<b>Free Throws</b>	<b>Total</b>	<b>Game</b>	<b>Date</b>
20+ free throws	25	Ohio State vs. U-M (Value City Arena)	March 3, 2024
30+ free throws	31	Illinois against U-M (Assembly Hall)	February 9, 2000
Less than 10 free throws	8	Rutgers against U-M (Jersey Mike's Arena)	February 29, 2024
Less than five free throws	4	Michigan State against U-M (Breslin Center)	January 30, 2024
20+ FT attempts	20	Nebraska at U-M (Crisler Center)	March 10, 2024
30+ FT attempts	31	Ohio State vs. U-M (Value City Arena)	March 3, 2024
Less than 10 attempts	9	at Northwestern (Crisler Center)	February 22, 2024
Less than five attempts	4	Stanford vs. U-M (Battle 4 Atlantis)	November 23, 2023
Shot better than 90%	100.0% (18-for-18)	Iowa at U-M (Crisler Center)	January 27, 2024
Shot 100% (min. 10 FTA)	100.0% (18-for-18)	Iowa at U-M (Crisler Center)	January 27, 2024
Shot less than 50 percent	50.0% (4-for-8)	Michigan State against U-M (Breslin Center)	January 30, 2024
<b>Rebounds</b>	<b>Total</b>	<b>Game</b>	<b>Date</b>
40+ rebounds	41 (13 off; 24 def)	#3 Purdue at U-M (Crisler Center)	February 25, 2024
50+ rebounds	54 (21 off; 33 def)	Florida vs. U-M (Spectrum Center)	December 19, 2023
Less than 25 rebounds	23 (4 off; 19 def)	Vanderbilt against U-M (Memorial Gymnasium in NIT)	March 18, 2023
Less than 20 rebounds	20 (6 off; 14 def)	Maryland at U-M (Crisler Center)	January 18, 2022
10+ offensive	17	#3 Purdue at U-M (Crisler Center)	February 25, 2024
15+ offensive	17	#3 Purdue at U-M (Crisler Center)	February 25, 2024
20+ offensive	21	Florida vs. U-M (Spectrum Center)	December 19, 2023
Less than five offensive	4	Nebraska at U-M (Crisler Center)	March 10, 2024
25+ defensive	29	Nebraska at U-M (Crisler Center)	March 10, 2024
30+ defensive	31	Rutgers against U-M (Jersey Mike's Arena)	February 29, 2024
Less than 20 defensive	17	Michigan State against U-M (Breslin Center)	January 30, 2024
Less than 15 defensive	14	Maryland at U-M (Crisler Center)	January 18, 2022
<b>Fouls</b>	<b>Total</b>	<b>Game</b>	<b>Date</b>
15+ fouls	17	Nebraska at U-M (Crisler Center)	March 10, 2024
20+ fouls	21	Illinois against U-M (State Farm Center)	February 13, 2024
Less than 10 fouls	6	Maryland against U-M (Xfinity Center)	January 19, 2023
Less than five fouls	5	Wisconsin vs. U-M (United Center in BTT)	March 13, 2015
<b>Assists</b>	<b>Total</b>	<b>Game</b>	<b>Date</b>
15+ assists	17	Rutgers against U-M (Jersey Mike's Arena)	February 29, 2024
20+ assists	21	Michigan State against U-M (Breslin Center)	January 30, 2024
Less than 10 assists	9	Michigan State at U-M (Crisler Center)	February 17, 2024
Less than five assists	2	Minnesota at U-M (Crisler Center)	December 11, 2021
<b>Turnovers</b>	<b>Total</b>	<b>Game</b>	<b>Date</b>
15+ turnovers	16	Ohio State vs. U-M (Value City Arena)	March 3, 2024
20+ turnovers	22	Nebraska at U-M (Crisler Center)	March 5, 2020
Less than 10 turnovers	8	Nebraska at U-M (Crisler Center)	March 10, 2024
Less than five turnovers	5	Rutgers against U-M (Jersey Mike's Arena)	February 29, 2024
<b>Blocks</b>	<b>Total</b>	<b>Game</b>	<b>Date</b>
5+ blocks	5	Michigan State against U-M (Breslin Center)	January 30, 2024
10+ blocks	10	Florida vs. U-M (Spectrum Center)	December 19, 2023
Less than five blocks	3	Nebraska at U-M (Crisler Center)	March 10, 2024
Did not have a block	0	#3 Purdue at U-M (Crisler Center)	February 25, 2024
<b>Steals</b>	<b>Total</b>	<b>Game</b>	<b>Date</b>
5+ steals	6	Nebraska at U-M (Crisler Center)	March 10, 2024
10+ steals	14	Ohio State vs. U-M (Value City Arena)	March 3, 2024
Less than five steals	3	Illinois against U-M (State Farm Center)	February 13, 2024
Did not have a steal	0	Ohio State vs. U-M (Lucas Oil Stadium in BTT)	March 13, 2021





## 2023-24 Michigan Men's Basketball Combined Team Statistics All games

### Game Records

Record	Overall	Home	Away	Neutral
ALL GAMES	8-23	5-10	2-10	1-3
CONFERENCE	3-17	2-8	1-9	0-0
NON-CONFERENCE	5-6	3-2	1-1	1-3

### Score by Periods

Team	1st	2nd	OT	TOT
Michigan	1132	1115	30	2277
Opponents	1146	1278	38	2462

### Team Box Score

No.	Player	Total			3-Point		F-Throw		Rebounds				Other									
		GP-GS	MIN	AVG	FG-FGA	FG%	3FG-3FGA	3FG%	FT-FTA	FT%	OFF	DEF	TOT	AVG	PF	DQ	A	TO	BLK	STL	PTS	AVG
0	MCDANIEL, Dug	25-25	886:53	35.5	148-356	.416	55-145	.379	65-84	.774	18	76	94	3.8	45	0	115	59	1	28	416	16.6
13	NKAMHOUA, Olivier	26-26	869:19	33.4	154-301	.512	27-81	.333	49-73	.671	49	136	185	7.1	62	2	69	73	21	16	384	14.8
5	WILLIAMS II, Terrance	30-30	996:16	33.2	120-280	.429	52-130	.400	78-102	.765	47	85	132	4.4	53	0	42	34	12	17	370	12.3
4	BURNETT, Nimari	31-31	965:42	31.2	101-252	.401	49-145	.338	44-60	.733	26	101	127	4.1	80	2	73	52	12	28	295	9.5
32	REED JR., Tarris	31-30	821:54	26.5	106-204	.520	1-3	.333	63-108	.583	77	145	222	7.2	77	2	18	71	45	17	276	8.9
42	TSCHEPETER, Will	30-5	531:40	17.7	77-130	.592	28-52	.538	26-36	.722	26	44	70	2.3	86	5	19	22	3	6	208	6.9
3	LLEWELYN, Jaelin	19-7	343:50	18.1	34-89	.382	19-46	.413	14-20	.700	4	20	24	1.3	26	0	23	31	1	6	101	5.3
2	JACKSON, Tray	27-1	426:42	15.8	45-111	.405	9-37	.243	41-57	.719	15	50	65	2.4	48	1	11	29	12	5	140	5.2
25	HOWARD, Jace	9-0	105:13	11.7	8-22	.364	4-13	.308	4-6	.667	2	9	11	1.2	14	0	4	3	0	1	24	2.7
24	KHAYAT, Youssef	17-0	99:09	5.8	7-23	.304	2-9	.222	8-11	.727	6	12	18	1.1	12	0	2	3	2	2	24	1.4
40	WASHINGTON III, George	21-0	143:10	6.8	5-27	.185	4-18	.222	8-10	.800	0	6	6	0.3	13	0	6	6	1	2	22	1.0
45	SMITH, Cooper	9-0	16:11	1.8	4-6	.667	1-3	.333	0-0	.000	0	3	3	0.3	5	0	0	3	0	1	9	1.0
34	SELVALA, Jackson	12-0	27:02	2.3	0-3	.000	0-3	.000	4-4	1.000	1	4	5	0.4	2	0	2	1	0	0	4	0.3
14	BURNS, Ian	10-0	24:18	2.4	0-7	.000	0-7	.000	3-5	.600	0	2	2	0.2	2	0	0	0	0	0	3	0.3
31	HOCHBERG, Harrison	9-0	17:42	2.0	0-0	.000	0-0	.000	1-5	.200	2	4	6	0.7	2	0	1	1	1	0	1	0.1
Team											51	71	122				11					
<b>Total</b>		<b>31</b>	<b>6275</b>		<b>809-1811</b>	<b>.447</b>	<b>251-692</b>	<b>.363</b>	<b>408-581</b>	<b>.702</b>	<b>324</b>	<b>768</b>	<b>1092</b>	<b>35.2</b>	<b>527</b>	<b>12</b>	<b>385</b>	<b>399</b>	<b>111</b>	<b>129</b>	<b>2277</b>	<b>73.5</b>
<b>Opponents</b>		<b>31</b>	<b>6275</b>		<b>908-1941</b>	<b>.468</b>	<b>227-632</b>	<b>.359</b>	<b>419-577</b>	<b>.726</b>	<b>341</b>	<b>744</b>	<b>1085</b>	<b>35.0</b>	<b>522</b>	<b>2</b>	<b>420</b>	<b>296</b>	<b>118</b>	<b>238</b>	<b>2462</b>	<b>79.4</b>

### Team Statistics

	MICH	OPP
<b>Scoring</b>	<b>2277</b>	<b>2462</b>
Points per game	73.5	79.4
Scoring margin	-6.0	-
<b>Field goals-att</b>	<b>809-1811</b>	<b>908-1941</b>
Field goal pct	.447	.468
<b>3 point fg-att</b>	<b>251-692</b>	<b>227-632</b>
3-point FG pct	.363	.359
3-pt FG made per game	8.1	7.3
<b>Free throws-att</b>	<b>408-581</b>	<b>419-577</b>
Free throw pct	.702	.726
F-Throws made per game	13.2	13.5
<b>Rebounds</b>	<b>1092</b>	<b>1085</b>
Rebounds per game	35.2	35.0
Rebounding margin	+0.2	-
<b>Assists</b>	<b>385</b>	<b>420</b>
Assists per game	12.4	13.5
<b>Turnovers</b>	<b>399</b>	<b>296</b>
Turnovers per game	12.9	9.5
Turnover margin	-3.3	-
Assist/turnover ratio	1.0	1.4
<b>Steals</b>	<b>129</b>	<b>238</b>
Steals per game	4.2	7.7
<b>Blocks</b>	<b>111</b>	<b>118</b>
Blocks per game	3.6	3.8
<b>Winning streak</b>	<b>0</b>	<b>-</b>
Home win streak	0	-
<b>Attendance</b>	<b>172437</b>	<b>145687</b>
Home games-Avg/Game	15-11496	12-12141
Neutral site-Avg/Game	-	4-2315

### Team Results

Date	Opponent		Score	Att.
11/07/2023	UNC Asheville	W	99-74	10279
11/10/2023	Youngstown St.	W	92-62	11380
11/13/2023	at St. John's (NY)	W	89-73	14188
11/17/2023	Long Beach St.	L	86-94	10866
11/22/2023	vs Memphis	L	67-71	752
11/23/2023	vs Stanford	W	83-78	680
11/24/2023	vs Texas Tech	L	57-73	802
12/02/2023	at Oregon	Lot	83-86	11241
12/05/2023	Indiana	L	75-78	11396
12/10/2023	at Iowa	W	90-80	10000
12/16/2023	Eastern Mich.	W	83-66	11761
12/19/2023	vs Florida	Lot2	101-106	7027
12/29/2023	McNeese	L	76-87	12588
01/04/2024	Minnesota	L	71-73	10493
01/07/2024	at Penn St.	L	73-79	6200
01/11/2024	at Maryland	L	57-64	12007
01/15/2024	Ohio St.	W	73-65	12202
01/18/2024	Illinois	L	73-88	10919
01/23/2024	at Purdue	L	67-99	14876
01/27/2024	Iowa	L	78-88	11752
01/30/2024	at Michigan St.	L	62-81	14797
02/03/2024	Rutgers	L	59-69	11683
02/07/2024	Wisconsin	W	72-68	10698
02/10/2024	at Nebraska	L	59-79	15828
02/13/2024	at Illinois	L	68-97	15544
02/17/2024	Michigan St.	L	63-73	12707
02/22/2024	at Northwestern	L	62-76	6400
02/25/2024	Purdue	L	76-84	12707
02/29/2024	at Rutgers	L	52-82	8000
03/03/2024	at Ohio St.	L	61-84	16606
03/10/2024	Nebraska	L	70-85	11006



## 2023-24 Michigan Men's Basketball Combined Team Statistics In Conference games

### Game Records

Record	Overall	Home	Away	Neutral
ALL GAMES	3-17	2-8	1-9	0-0
CONFERENCE	3-17	2-8	1-9	0-0
NON-CONFERENCE	0-0	0-0	0-0	0-0

### Score by Periods

Team	1st	2nd	OT	TOT
Michigan	691	670	0	1361
Opponents	741	851	0	1592

### Team Box Score

No.	Player				Total		3-Point		F-Throw		Rebounds												
		GP-GS	MIN	AVG	FG-FGA	FG%	3FG-3FGA	3FG%	FT-FTA	FT%	OFF	DEF	TOT	AVG	PF	DQ	A	TO	BLK	STL	PTS	AVG	
0	MCDANIEL, Dug	14-14	489:15	34.9	70-192	.365	24-72	.333	29-40	.725	9	39	48	3.4	27	0	59	29	0	18	193	13.8	
13	NKAMHOUA, Olivier	15-15	505:55	33.7	79-171	.462	11-42	.262	22-33	.667	26	76	102	6.8	34	1	38	44	12	9	191	12.7	
5	WILLIAMS II, Terrance	19-19	621:39	32.7	77-185	.416	27-71	.380	52-68	.765	34	48	82	4.3	34	0	27	22	6	10	233	12.3	
32	REED JR., Tarris	20-20	555:26	27.8	73-145	.503	1-2	.500	48-75	.640	50	103	153	7.7	52	2	11	53	30	7	195	9.8	
4	BURNETT, Nimari	20-20	612:31	30.6	62-152	.408	28-87	.322	33-43	.767	14	61	75	3.8	50	1	48	32	6	16	185	9.3	
42	TSCHEPPER, Will	19-4	350:34	18.5	47-89	.528	17-36	.472	16-22	.727	19	26	45	2.4	52	3	11	14	2	3	127	6.7	
3	LLEWELLYN, Jaelin	16-7	313:18	19.6	31-83	.373	17-42	.405	14-20	.700	4	19	23	1.4	25	0	19	28	1	6	93	5.8	
2	JACKSON, Tray	16-1	243:18	15.2	23-58	.397	6-20	.300	27-35	.771	6	28	34	2.1	27	1	5	15	7	3	79	4.9	
25	HOWARD, Jace	9-0	105:13	11.7	8-22	.364	4-13	.308	4-6	.667	2	9	11	1.2	14	0	4	3	0	1	24	2.7	
40	WASHINGTON III, George	12-0	85:38	7.1	3-15	.200	3-13	.231	8-10	.800	0	5	5	0.4	7	0	3	4	0	2	17	1.4	
45	SMITH, Cooper	6-0	09:25	1.6	3-4	.750	1-2	.500	0-0	.000	0	2	2	0.3	4	0	0	1	0	1	7	1.2	
24	KHAYAT, Youssef	11-0	66:16	6.0	3-10	.300	1-3	.333	4-7	.571	4	8	12	1.1	9	0	2	2	1	1	11	1.0	
34	SELVALA, Jackson	8-0	16:56	2.1	0-1	.000	0-1	.000	4-4	1.000	1	2	3	0.4	0	0	1	0	0	0	4	0.5	
31	HOCHBERG, Harrison	5-0	10:39	2.1	0-0	.000	0-0	.000	1-4	.250	2	2	4	0.8	1	0	1	0	0	0	1	0.2	
14	BURNS, Ian	7-0	13:56	2.0	0-5	.000	0-5	.000	1-3	.333	0	2	2	0.3	0	0	0	0	0	0	1	0.1	
Team												26	45	71				6					
<b>Total</b>		<b>20</b>	<b>4000</b>		<b>479-1132</b>	<b>.423</b>	<b>140-409</b>	<b>.342</b>	<b>263-370</b>	<b>.711</b>	<b>197</b>	<b>475</b>	<b>672</b>	<b>33.6</b>	<b>336</b>	<b>8</b>	<b>229</b>	<b>253</b>	<b>65</b>	<b>77</b>	<b>1361</b>	<b>68.1</b>	
<b>Opponents</b>		<b>20</b>	<b>4000</b>		<b>587-1219</b>	<b>.482</b>	<b>139-391</b>	<b>.355</b>	<b>279-379</b>	<b>.736</b>	<b>204</b>	<b>496</b>	<b>700</b>	<b>35.0</b>	<b>329</b>	<b>0</b>	<b>282</b>	<b>175</b>	<b>72</b>	<b>158</b>	<b>1592</b>	<b>79.6</b>	

### Team Statistics

	MICH	OPP
<b>Scoring</b>	<b>1361</b>	<b>1592</b>
Points per game	68.1	79.6
Scoring margin	-11.6	-
<b>Field goals-att</b>	<b>479-1132</b>	<b>587-1219</b>
Field goal pct	.423	.482
<b>3 point fg-att</b>	<b>140-409</b>	<b>139-391</b>
3-point FG pct	.342	.355
3-pt FG made per game	7.0	7.0
<b>Free throws-att</b>	<b>263-370</b>	<b>279-379</b>
Free throw pct	.711	.736
F-Throws made per game	13.2	14.0
<b>Rebounds</b>	<b>672</b>	<b>700</b>
Rebounds per game	33.6	35.0
Rebounding margin	-1.4	-
<b>Assists</b>	<b>229</b>	<b>282</b>
Assists per game	11.5	14.1
<b>Turnovers</b>	<b>253</b>	<b>175</b>
Turnovers per game	12.7	8.8
Turnover margin	-3.9	-
Assist/turnover ratio	0.9	1.6
<b>Steals</b>	<b>77</b>	<b>158</b>
Steals per game	3.9	7.9
<b>Blocks</b>	<b>65</b>	<b>72</b>
Blocks per game	3.3	3.6
<b>Winning streak</b>	<b>0</b>	<b>-</b>
Home win streak	0	-
<b>Attendance</b>	<b>115563</b>	<b>120258</b>
Home games-Avg/Game	10-11556	10-12026
Neutral site-Avg/Game	-	0-0

### Team Results

Date	Opponent		Score	Att.
12/05/2023	Indiana	L	75-78	11396
12/10/2023	at Iowa	W	90-80	10000
01/04/2024	Minnesota	L	71-73	10493
01/07/2024	at Penn St.	L	73-79	6200
01/11/2024	at Maryland	L	57-64	12007
01/15/2024	Ohio St.	W	73-65	12202
01/18/2024	Illinois	L	73-88	10919
01/23/2024	at Purdue	L	67-99	14876
01/27/2024	Iowa	L	78-88	11752
01/30/2024	at Michigan St.	L	62-81	14797
02/03/2024	Rutgers	L	59-69	11683
02/07/2024	Wisconsin	W	72-68	10698
02/10/2024	at Nebraska	L	59-79	15828
02/13/2024	at Illinois	L	68-97	15544
02/17/2024	Michigan St.	L	63-73	12707
02/22/2024	at Northwestern	L	62-76	6400
02/25/2024	Purdue	L	76-84	12707
02/29/2024	at Rutgers	L	52-82	8000
03/03/2024	at Ohio St.	L	61-84	16606
03/10/2024	Nebraska	L	70-85	11006



**2023-24 Michigan Men's Basketball  
Season/Career Statistics  
All games**

**Summary**

Player	Season Statistics										Career Statistics									
	GP-GS	MIN/G	FG%	3FG%	FT%	R/G	A/G	STL	BLK	PTS/G	GP-GS	MIN/G	FG%	3FG%	FT%	R/G	A/G	STL	BLK	PTS/G
BURNETT, Nimari	31-31	31.2	.401	.338	.733	4.1	2.4	28	12	9.5	70-40	22.5	.377	.317	.788	2.9	1.5	55	22	7.3
BURNS, Ian	10-0	2.4	.000	.000	.600	0.2	0.0	0	0	0.3	15-0	2.3	.000	.000	.600	0.1	0.1	0	0	0.2
HOCHBERG, Harrison	9-0	2.0	.000	.000	.200	0.7	0.1	0	1	0.1	9-0	2.0	.000	.000	.200	0.7	0.1	0	1	0.1
HOWARD, Jace	9-0	11.7	.364	.308	.667	1.2	0.4	1	0	2.7	64-0	6.8	.382	.333	.545	0.8	0.2	5	4	1.4
JACKSON, Tray	27-1	15.8	.405	.243	.719	2.4	0.4	5	12	5.2	117-19	14.1	.447	.333	.743	2.5	0.3	32	32	5.4
KHAYAT, Youssef	17-0	5.8	.304	.222	.727	1.1	0.1	2	2	1.4	26-1	6.1	.314	.333	.727	0.9	0.2	2	2	1.4
LLEWELLYN, Jaelin	19-7	18.1	.382	.413	.700	1.3	1.2	6	1	5.3	103-91	29.7	.392	.327	.714	3.3	2.3	70	17	11.9
MCDANIEL, Dug	25-25	35.5	.416	.379	.774	3.8	4.6	28	1	16.6	59-51	32.7	.402	.370	.771	3.4	4.0	66	2	12.0
NKAMHOUA, Olivier	26-26	33.4	.512	.333	.671	7.1	2.7	16	21	14.8	138-84	20.0	.516	.349	.672	4.4	1.3	52	89	8.1
REED JR., Tarris	31-30	26.5	.520	.333	.583	7.2	0.6	17	45	8.9	65-30	19.2	.519	.333	.514	5.4	0.3	34	76	6.0
SELVALA, Jackson	12-0	2.3	.000	.000	1.000	0.4	0.2	0	0	0.3	16-0	2.1	.000	.000	1.000	0.4	0.1	0	0	0.3
SMITH, Cooper	9-0	1.8	.667	.333	.000	0.3	0.0	1	0	1.0	13-0	1.8	.571	.333	.000	0.3	0.1	1	0	0.7
TSCHEPETER, Will	30-5	17.7	.592	.538	.722	2.3	0.6	6	3	6.9	57-13	14.4	.564	.458	.679	1.9	0.5	6	7	4.8
WASHINGTON III, George	21-0	6.8	.185	.222	.800	0.3	0.3	2	1	1.0	21-0	6.8	.185	.222	.800	0.3	0.3	2	1	1.0
WILLIAMS II, Terrance	30-30	33.2	.429	.400	.765	4.4	1.4	17	12	12.3	114-57	21.8	.416	.341	.744	3.9	0.8	34	22	6.6

**Scoring**

Player	Season Statistics								Career Statistics							
	FG-FGA	FG%	3FG-3FGA	3FG%	FT-FTA	FT%	PTS	PTS/G	FG-FGA	FG%	3FG-3FGA	3FG%	FT-FTA	FT%	PTS	PTS/G
BURNETT, Nimari	101-252	.401	49-145	.338	44-60	.733	295	9.5	161-427	.377	80-252	.317	108-137	.788	510	7.3
BURNS, Ian	0-7	.000	0-7	.000	3-5	.600	3	0.3	0-9	.000	0-9	.000	3-5	.600	3	0.2
HOCHBERG, Harrison	0-0	.000	0-0	.000	1-5	.200	1	0.1	0-0	.000	0-0	.000	1-5	.200	1	0.1
HOWARD, Jace	8-22	.364	4-13	.308	4-6	.667	24	2.7	29-76	.382	13-39	.333	18-33	.545	89	1.4
JACKSON, Tray	45-111	.405	9-37	.243	41-57	.719	140	5.2	214-479	.447	64-192	.333	136-183	.743	628	5.4
KHAYAT, Youssef	7-23	.304	2-9	.222	8-11	.727	24	1.4	11-35	.314	6-18	.333	8-11	.727	36	1.4
LLEWELLYN, Jaelin	34-89	.382	19-46	.413	14-20	.700	101	5.3	442-1128	.392	160-490	.327	177-248	.714	1221	11.9
MCDANIEL, Dug	148-356	.416	55-145	.379	65-84	.774	416	16.6	252-627	.402	88-238	.370	118-153	.771	710	12.0
NKAMHOUA, Olivier	154-301	.512	27-81	.333	49-73	.671	384	14.8	451-874	.516	59-169	.349	156-232	.672	1117	8.1
REED JR., Tarris	106-204	.520	1-3	.333	63-108	.583	276	8.9	151-291	.519	1-3	.333	89-173	.514	392	6.0
SELVALA, Jackson	0-3	.000	0-3	.000	4-4	1.000	4	0.3	0-4	.000	0-3	.000	4-4	1.000	4	0.3
SMITH, Cooper	4-6	.667	1-3	.333	0-0	.000	9	1.0	4-7	.571	1-3	.333	0-0	.000	9	0.7
TSCHEPETER, Will	77-130	.592	28-52	.538	26-36	.722	208	6.9	101-179	.564	33-72	.458	36-53	.679	271	4.8
WASHINGTON III, George	5-27	.185	4-18	.222	8-10	.800	22	1.0	5-27	.185	4-18	.222	8-10	.800	22	1.0
WILLIAMS II, Terrance	120-280	.429	52-130	.400	78-102	.765	370	12.3	251-603	.416	90-264	.341	160-215	.744	752	6.6

**Totals**

Player	Season Statistics									Career Statistics								
	O-REB	D-REB	TOTAL	PF	FO	A	TO	A/TO		O-REB	D-REB	TOTAL	PF	FO	A	TO	A/TO	
BURNETT, Nimari	26	101	127	80	2	73	52	1.4		50	152	202	148	3	104	95	1.1	
BURNS, Ian	0	2	2	2	0	0	0	0.0		0	2	2	2	0	1	0	0.0	
HOCHBERG, Harrison	2	4	6	2	0	1	1	1.0		2	4	6	2	0	1	1	1.0	
HOWARD, Jace	2	9	11	14	0	4	3	1.3		13	35	48	63	0	11	18	0.6	
JACKSON, Tray	15	50	65	48	1	11	29	0.4		75	217	292	200	5	31	115	0.3	
KHAYAT, Youssef	6	12	18	12	0	2	3	0.7		8	16	24	20	0	4	5	0.8	
LLEWELLYN, Jaelin	4	20	24	26	0	23	31	0.7		69	271	340	156	0	235	176	1.3	
MCDANIEL, Dug	18	76	94	45	0	115	59	1.9		27	171	198	87	1	237	115	2.1	
NKAMHOUA, Olivier	49	136	185	62	2	69	73	0.9		193	419	612	249	5	183	201	0.9	
REED JR., Tarris	77	145	222	77	2	18	71	0.3		129	225	354	141	3	21	105	0.2	
SELVALA, Jackson	1	4	5	2	0	2	1	2.0		1	5	6	3	0	2	3	0.7	
SMITH, Cooper	0	3	3	5	0	0	3	0.0		0	4	4	6	0	1	3	0.3	
TSCHEPETER, Will	26	44	70	86	5	19	22	0.9		40	69	109	130	5	29	39	0.7	
WASHINGTON III, George	0	6	6	13	0	6	6	1.0		0	6	6	13	0	6	6	1.0	
WILLIAMS II, Terrance	47	85	132	53	0	42	34	1.2		127	312	439	166	0	93	86	1.1	