

2012-13 NITTANY LION BASKETBALL PENN STATE

GAME 8

GAME INFO

TELEVISION: NBC Sports Network: Dave Strader (p-by-p) & Stan Van Gundy (analyst)
RADIO: Penn State Sports Network: Local (1450 AM); Steve Jones (p-by-p) & Dick Jerardi (analyst) Sirius/XM: --
WEB: Gametracker & Audio at: GoPSUsports.com
COACHES:
 PENN STATE: Patrick Chambers – 16-23 (2nd at PSU); 58-51 (4th Overall)
 LA SALLE: Dr. John Giannini – 123-129 (9th at La Salle); 420-278 (24th Overall)
RPI: --
NEXT UP: PSU will return to the Jordan Center for a four-game run that will close out the non-conference season. The string begins with a Saturday match-up with Army. It will be the 41st meeting with the Cadets with PSU holding a 23-17 series lead. It will be the first meeting since a 60-45 PSU victory at the BJC in 2008. PSU has won three straight in the series.

2012-13 SCHEDULE

Record: 4-3 (0-0 Big Ten) **Home:** 3-1; **Road:** 0-0; **N:** 1-2
Date **Opponent** **Time (ET)** **TV/Result**

NOVEMBER			
Sat. 3	PHILADELPHIA U (Exhibition)		W, 79-54
Fri. 9	SAINT FRANCIS (PA)		W, 65-58

Puerto Rico Tip-Off Tournament, Coliseo Ruben Rodriguez, Bayamon, PR

Thur. 15	#6/6 North Carolina State		L, 55-72
Fri. 16	Providence		W, 55-52 OT
Sun. 18	Akron		L, 60-85
Fri. 23	BUCKNELL		W, 60-57
Wed. 28	BOSTON COLLEGE		L, 61-73

DECEMBER

Sat. 1	PENNSYLVANIA		W, 58-47
Wed. 5	at La Salle (at the Palestra)	9:00 p.m.	NBCSN
Sat. 8	ARMY	4:00 p.m.	BTN
Sat. 15	DELAWARE STATE	2:00 p.m.	BTN.com
Sun. 23	NEW HAMPSHIRE	11:00 a.m.	BTN
Sat. 29	DUQUESNE	4:00 p.m.	ESPN3

JANUARY

Thur. 3	at Wisconsin	8:30 p.m.	BTN
Mon. 7	INDIANA	7:00 p.m.	BTN
Thur. 10	NORTHWESTERN	8:00 p.m.	ESPNU
Sun. 13	at Purdue	TBD	BTN
Wed. 16	MICHIGAN STATE	7:00 p.m.	BTN
Sat. 19	NEBRASKA	1:00 p.m.	ESPNU
Wed. 23	at Indiana	7:00 p.m.	BTN
Sat. 26	OHIO STATE	12:00 p.m.	ESPN2
Thur. 31	at Iowa	8:00 p.m.	ESPNU

FEBRUARY

Tue. 5	PURDUE	7:00 p.m.	BTN
Sat. 9	at Nebraska	9:00 p.m.	ESPNU
Thur. 14	IOWA	9:00 p.m.	ESPNU
Sun. 17	at Michigan	12:00 p.m.	BTN
Thur. 21	at Illinois	8:15 p.m.	BTN
Wed. 27	MICHIGAN	6:30 p.m.	BTN

MARCH

Sa/Su2-3	at Minnesota	3 or 1/4	
Thur. 7	at Northwestern	7:00 p.m.	ESPNU
Sun. 10	WISCONSIN	12:00 p.m.	BTN

2013 Big Ten Tournament – United Center, Chicago, Ill.

Thur. 14	First Round (ESPN2/BTN)	12, 2:30, 6:30, 9:00
Fri. 15	Quarterfinals (ESPN, BTN)	12, 2:30, 6:30, 9:00
Sat. 16	Semifinals (CBS)	1:40, 4:00
Sun. 17	Championship (CBS)	3:30

**All times Eastern; BTN: Big Ten Network;
 Rank: #AP/ESPN/USATODAY**

PENN STATE (4-3; 0-0 Big Ten) LA SALLE (4-1; 0-0 A-10)

WEDNESDAY, DEC. 5, 2012 @ 9:00 P.M. (ET)
 THE PALESTRA (PHILADELPHIA, PA.



Twitter: @PennStateMBB
 @Coach_Chambers



Facebook: facebook.com/pennstatebasketball

STORYLINES:

- Coaching staff returns to Philly roots.
- D.J. Newbill returns to Philly home, posting 16.2 ppg and 3.8 apg since taking over at the point.
- Freshman Taylor becoming offensive force.
- Ross Travis leading the Big Ten in total and offensive rebounding.
- Preseason All-Big Ten & Wooden Candidate Tim Frazier suffers season-ending injury.

THE GAME: Penn State will play the second of back-to-back games vs. Philadelphia schools when it travels to The Palestra to face La Salle. La Salle owns a 2-1 lead in the series, including a victory in the 1954 NCAA Final Four in Kansas City. Penn State won the last meeting, 59-58, at the AMI Classic in Miami in 1986 with PSU guard Brian Allen earning tournament MVP honors. This will be the first meeting in 26 years. Penn State is 66-109 vs. Philadelphia's Big 5, having just downed Penn. The Lions will return to The Palestra next year when they return the game with Penn.

NOT LONG, BUT STORIED HISTORY: Penn State and La Salle have met just three times, but in two of those meetings (both Explorers wins) La Salle was ranked No. 2 in the nation. The Explorers, led by eventual tournament MVP Tom Gola, ended Penn State's deepest ever NCAA Tournament run knocking off the Lions, 69-54, in the 1954 NCAA Final Four in Kansas City's Municipal Auditorium. Penn State All-American Jesse Arnelles had 18 points in that game, but Gola posted 19 as La Salle went on to defeat Bradley, 92-76, in the championship game and PSU, led by coach Elmer Gross, finished third with a victory over USC. The Explorers were also ranked No. 2 when they downed a Lion team led by Tom Daley, 70-55, in the 1968 Quaker City Classic in Philadelphia.

PHILLY TIES: Sophomore guard D.J. Newbill was the 2010 PIAA Class AA Player of the Year and Philadelphia Public League Player of the Year at Strawberry Mansion high school helping lead his team to the state championship game two times in three years. Freshman Brando Taylor played his AAU ball with "Team Philly." Penn State head coach Patrick Chambers and associate head coach Eugene Burroughs both played at Philadelphia's Episcopal Academy under legendary Philadelphia coach Dan Dougherty. Chambers was born and raised in the Newtown Square suburb of Philadelphia and later graduated from Philadelphia University in 1994, leaving as the school's all-time leader in assists after playing four seasons under Hall of Fame Coach Herb Magee and helping lead Philly U to four NCAA Division II Sweet 16 appearances and two Elite Eights. Chambers was also on Jay Wright's staff at Villanova for five years, helping lead the Wildcats to the 2009 NCAA Final Four as associate head coach. Chambers was a successful salesman and part owner of the family printing business in Philadelphia before getting back into coaching as an assistant to Dougherty at Episcopal (1999-2004) before moving on to Villanova as Director of Operations. Penn State assistant coach Brian Daly was the 1988 Philadelphia Player of the Year at Monsignor Bonner (Philadelphia) and is the school's all-time leading scorer and member of its hall of fame. He went on to be a four-year letterman at St. Joe's (1988-92) helping lead the Hawks to two Big 5 Championships, and later was the head coach at Monsignor Bonner (1996-2002).

NOTES TO KNOW:

- Ross Travis led Penn State in rebounding for the fifth time on the year and the fourth straight game with 8 vs. Penn. He now LEADS THE BIG TEN in total (7.7 rpg) and offensive rebounding (3.4).
- Jermaine Marshall led the Lions in scoring for the third straight game with 18 vs. Penn. He posted 21.5 ppg, shot 52% from the floor and 83% at the foul line in two games last week.
- Marshall ranks 4th in the Big Ten posting 2.0 steals per game.
- D.J. Newbill posted a career high four steals vs. Penn to go with 13 points. He has scored in double-digits in 6-of-7 games on the year. Newbill ranks 10th in the Big Ten posting 14.7 ppg, while Jermaine Marshall is 12th with 14.4.
- Newbill, a natural off-guard, has taken over point guard duties in the absence of Tim Frazier, playing the bulk of time at the position the last three games. He stands third in the Big Ten playing 35.7 minutes per game.
- Freshman Brandon Taylor made his first start in the win vs. Bucknell. He posted double-digit scoring in three of his last four games shooting 47% (9-19) from three in that span. Taylor leads PSU shooting 40.9% (9-22) from three and 50% from the floor on the year.

PENN STATE ATHLETIC COMMUNICATIONS:

Brian Siegrist, Associate Director of Athletic Communications/Men's Basketball
E-mail: tbs1@psu.edu **Cell Phone:** 814-777-5126 **Office:** 814-865-1757
 Susan Bedsworth, Secondary Basketball contact
E-mail: sjb5001@psu.edu **Cell Phone:** 814-308-2273
Press Row: 814-863-3294 **Twitter:** @PSUSTRETCH **Website:** GoPSUsports.com

LAST TIME OUT

PENN STATE 58, PENN 47 Dec. 1, 2012 • Bryce Jordan Center

Penn State shot 5-of-7 from three in the first half, paced by 11 points on 3-of-4 from the arc from freshman Brandon Taylor, to take a 31-22 halftime lead over Penn. A pair of break-away dunks from D.J. Newbill pushed the lead to 13 to open the second half and Penn State held on as Penn used an 8-2 run to close the margin to four, 43-39, with 7:22 to play. Jermaine Marshall responded with a layup and a pair of assists to Jon Graham who finished on the block to rebuild a 10-point lead. The Lions hit 7-of-9 at the line to ice the game in the closing minutes. Marshall led all scorers with 18 points, going 9-of-10 at the line, while playing 39 minutes while Newbill added 13 and four steals and Taylor 11. Penn was led by 10 points from Tony Hicks, as Graham's defense helped limit leading scorer Fran Dougherty (18.6) to seven points. The Lions held a 17-6 scoring edge at the foul line and 13-3 on second chance baskets.

STATISTICAL COMPARISON

PENN STATE		LA SALLE
Newbill (14.7)	SCORING LEADER	Duren (16.4)
Travis (7.7)	REBOUND LEADER	Wright (7.2)
Newbill (3.4)	ASSIST LEADER	Duren (3.6)
59.1	SCORING OFFENSE	70.2
63.4	SCORING DEFENSE	64.8
-4.3	SCORING MARGIN	+5.4
34.9	REBOUNDS PER GAME	34.6
+2.4	REBOUND MARGIN	+0.0
7.6	ASSISTS PER GAME	12.4
7.1	STEALS PER GAME	7.0
36.5	FIELD GOAL %	42.3
43.7	FG% DEFENSE	43.7
25.0	3PT FG%	33.7
36.8	3PT FG% DEFENSE	32.8
69.9	FREE THROW %	70.9
0.6	ASSIST TO TURNOVER	1.0
13.3	TURNOVERS	12.6
W1	W/L STREAK	W3


SERIES HISTORY

OVERALL:	La Salle leads, 2-1
LAST MEETING:	12/27/86 in Miami, W, 59-58
CURRENT STREAK:	W, 1
AT PSU:	0-0
AT La Salle:	0-0
NEUTRAL SITE:	1-2
CHAMBERS VS. La Salle:	0-1
LAST 10 MEETINGS:	1-2
3/19/54	N 54 69 L-NCAA FINAL FOUR
12/27/68	N 55 70 L
12/27/86	N 59 58 W

SCOUTING LA SALLE: The Explorers bring a three-game win streak into Wednesday after downing Rider, 63-52, behind 20 points from junior guard Tyreek Duren and 17 from senior guard Ramon Galloway. They lead the team posting 16.4 and 15.6 ppg on the year. Galloway is the leading three-point shooter with 14, while 6-8, sophomore Jerrell Wright leads the team with 7.2 rpg and adds 12.4 ppg. La Salle is 4-1 on the year and its three-game win streak includes victories at Hartford (64-51) and vs. Villanova (77-74). The Explorers are scoring 70.2 ppg, get 7.0 steals per game and are averaging 15.6 made free throws per contest led by Duren who is 30-of-38 at the line. La Salle posted a 21-13 mark last year and went 9-7 to finish sixth in the A-10.

PENN STATE PLAYERS


Website: GoPSUsports.com; Roster Size: 15; Letterman Returning/Lost: 9/4; Starters Returning/Lost: 3/2
PROBABLE STARTERS:

2 D.J. Newbill G 
So. ■ 6-4 ■ 205 ■ Philadelphia, Pa.
PTS REB AST MIN
14.7 5.6 3.4 35.0

NOTES: Double-digit scorer in 6 of 7 games on year...Career high 22 points vs. B.C....Leading scorer, 2nd leading rebounder... Took over point with loss of Frazier...20 points & 5 assists vs. Akron (11/18)...16 pts, 7 rebs in opener...Sat out 2011-12 after transfer from Southern Miss...2010-11 Conference USA All-Freshman Team...Shot 53.5% at Southern Miss...recorded six double-doubles...started all 32 games as a freshman.

11 Jermaine Marshall G 
Jr. ■ 6-4 ■ 205 ■ Etters, Pa.
PTS REB AST MIN
14.4 4.6 1.1 34.0


NOTES: Led team in scoring last 3 games...18 vs. Penn...25 pts vs. B.C...17 pts vs. Bucknell...Leading team with 13 threes & 14 steals...11 pts vs. NC State...5 career 20-point games, 26 double-digit scoring games...2nd leading scorer last year (10.8)...20 double-digit scoring games last year, four 20-pt games...Led team with 43 threes on the year...2nd in steals (32), blocks (16) and FT attempts (87).

43 Ross Travis F 
So. ■ 6-6 ■ 225 ■ Chaska, Minn.
PTS REB AST MIN
7.1 7.7 0.1 33.0

NOTES: Career high 13 rebs vs. B.C....LEADS B1G TOTAL (7.7) and in OFF Rebs (3.4)...10 rbs & 11 pts vs. Akron for 1st career double-double...16 starts last year...career-high 15 points vs. Michigan in last regular season game last year...2nd on the team in rebounding (4.2), leading team in nine games...Called a "junkyard dog" by Coach Chambers...Earned team's "Scrapiest Player" award.


10 Brandon Taylor F 
Fr. ■ 6-7 ■ 235 ■ Tabernacle, N.J.
PTS REB AST MIN
6.6 3.0 0.1 18.6

NOTES: Double-digit points in 3 of last 4 games...9-19 (47%) from three last 4 games...First career start vs. Bucknell, scored career-best 16 points (4-of-8 from three)...Leads team in 3-point percentage (40.9%)...Shooting 50% on year...2012 Times of Trenton Player-of-the-Year...scored 1,042 career points, 14th all-time in Trenton Catholic history...trimmed 30 pounds from his frame in the preseason.

25 Jon Graham F 
So. ■ 6-8 ■ 225 ■ Baltimore, Md.
PTS REB AST MIN
2.6 4.3 0.1 20.9

NOTES: Strong defensive and rebounding presence...Equaled a career best with 10 rebounds vs. NC State...Has started 24 straight games...16 pts & 7 rebs in exhibition game...Named team's "Most Improved Player" 2011-12...2010-11 redshirt...Cut weight from 240 to 225 and added four inches to his vertical prior to 2012-13...leads team with 24 reps on 185-pound bench.


OFF THE BENCH

20 Nick Colella G 
Sr. ■ 6-3 ■ 195 ■ New Castle, Pa.
PTS REB AST MIN
2.4 1.7 0.2 21.1


NOTES: One of team leaders in "Attitude Points"...Granted scholarship for final season...Started 6-straight Big Ten games last year...1st career start at MSU, career-best 3 threes...2 double-digit scoring games, 16 threes in Big Ten...Career-high 11 pts (3-of-5 from three) at IU...former walk-on, played 2 years at Penn State-Behrend...placed on scholarship for spring 2012...joined team through open tryouts...former Lady Lion practice player

21 Sasa Borovnjak F 
Jr. ■ 6-9 ■ 240 ■ Belgrade, Serbia
PTS REB AST MIN
1.7 2.4 0.1 17.1


NOTES: Started seven games last year...Led team shooting 56.6%...scored in double-figures twice...posted a career-high 15 pts on 7-of-7 shooting vs. Mississippi...Missed 2010-11 season with a torn ACL (right knee) suffered in the first pre-season practice...Added three inches to vertical and benches over 300 pounds...Academic All-Big Ten honoree with better than 3.2 GPA in Marketing.

1 Akosa Maduegbunam G 
Fr. ■ 6-3 ■ 200 ■ Boston, Mass.
PTS REB AST MIN
0.0 0.0 0.0 4.0

NOTES: Saw first career action vs. Akron...played in 3 games... One of the top high school players in Massachusetts...NEPSAC AAA All-League HM...Averaged 22.3 ppg, 8.0 rpg in leading Charlestown HS to Boston City League title as a junior...MVP of the City League Tournament...two-time All-City selection...Named to ESPNBoston's inaugural MIAA All-State team...owns a team-best 35-inch vertical.


5 Donovan Jack F 
Fr. ■ 6-9 ■ 205 ■ Reading, Pa.
PTS REB AST MIN
0.0 0.3 0.0 2.8

NOTES: Played in four games...a three-time Pennsylvania All-State selection (twice earning first team honors)...Reading Eagle Male Ahelete-of-the-Year...two-time Berks County Player-of-the-Year...scored 1,725 points, 10th most in Berks County history and most in city of Reading...led Berks class AAA district title... left hander...also a standout volleyball player.

32 Pat Ackerman F 
So. ■ 6-11 ■ 220 ■ Rutland, Mass.
PTS REB AST MIN
1.0 0.0 0.0 6.5

NOTES: Suspended indefinitely for violation of team rules on 11/27...Scored first career points with a jumper vs. Bucknell (11/23)...Seeing extended action since the injury to Tim Frazier... played in 11 games in 2011-12...Ranked a three-star recruit by Rivals.com...Father, Tom, is former head coach at Mansfield University (Pa.), and Assumption College (Mass.).

#	PLAYER	P	CL	HT	PPG	RPG	NOTES
14	Kevin Montminy	G	So.	6-3	0.0	0.5	Played in 12 career games...Walk-on from nearby Penns Valley HS
24	Zach Cooper	G	Jr.	6-1			walk-on, Associate degree from Gulf Coast State CC
34	Alan Wisniewski	F	Jr.	6-9	0.0	0.0	Played in 4 career games...Walk-on, joined the team in October of 2010
35	Kevin Onyeaka	F	Jr.	6-5	0.0	0.0	joined team during open walk-on tryouts in late October 2012

23 Tim Frazier G 
Sr. ■ 6-1 ■ 170 ■ Houston, Texas
PTS REB AST MIN
16.3 4.5 3.75 32.5
CAREER 1,035 372 459 (6th) 143 (6th steals)

NOTES: Injured in Akron game (11/18)...20th 20-point vs. NC State...Wooden and Naismith Candidate...preseason All-Big Ten...2012 First-team All-Big Ten...Only Div. 1 player to average at least 17 ppg & 6 apg last year...Led nation accounting for 58% of team's offense...Led Big Ten in assists (14th in NCAA) & steals & 2nd in scoring last year...Set PSU season assist record (198)..



OUTLET PASSES PLAYERS

■ **TIM FRAZIER** was named to the preseason All-Big Ten team by conference media voters. Frazier was named a first-team All-Big Ten selection last year, the sixth Lion to earn first-team selection, after leading the Big Ten in assists (6.2) and finishing second in scoring (18.8) and steals (2.4).

■ **TIM FRAZIER** stands 6th on the Penn State career assist charts with 459. He posted a Penn State record 198 last year and is now 151 assists shy of breaking the all-time career record of 600 set by Freddie Barnes in 1992.

■ **TIM FRAZIER** scored 208 field goals and had 198 assists to lead the nation being involved in 58.4% of Penn State's field goals last year. Only two other players in Division I were involved in 50% or more of their teams scoring.

■ **TIM FRAZIER** was the ONLY player in NCAA Division I to post at least 17 points and 6 rebounds a game last year.

■ **TIM FRAZIER** had led Penn State in scoring in 28 of the last 35 games, including 15 of 19 games vs. Big Ten opponents, and scored 20 or more points in 9 of his last 13 games.

■ **JERMAINE MARSHALL** has led the Lions in scoring in three straight games. He has 26 career double-digit scoring games and 5 20-point games. He led the team with 43 threes (28 in Big Ten) last year and had 13 double-digit scoring games in Big Ten play to average 11.8 ppg in the Big Ten.

■ **JERMAINE MARSHALL** greatly improved his defense last year and finished second on the team with 32 steals and 16 blocks. Marshall's 27.1 minutes per game and 10.8 ppg were second only to Tim Frazier last year.

■ **D.J. NEWBILL** posted his first career 20-point game with a team high 20 in a loss to Akron in the Puerto Rico Tip-Off. He has scored in double-digits in six of seven games on the year with two 20-point outings, including a career-high 22 vs. B.C.

■ **D.J. NEWBILL** trimmed his weight from 225 to 205 in the off-season following his red-shirt campaign after transferring from Southern Mississippi. Newbill missed nearly two months of practice early last season after injuring his left shoulder in practice. He returned to full practice in January and excelled, becoming a team-leader despite not playing.

■ **ROSS TRAVIS** has led the team in rebounding in four straight games and five of seven on the year. He ranks third in the Big Ten and leads the Lions posting 7.7 rpg. He led the Lions in rebounding eight times last year, five in Big Ten play.

■ **ROSS TRAVIS** posted a career-best 13 rebounds vs. Bucknell and ed Penn State in rebounding with 10 in a loss to Akron in the Puerto Rico Tip-Off, adding 11 points for his first career double-double. He had a then a career-best equaling nine boards in the season opener.

■ **JON GRAHAM** tied a career high blocking three shots vs. Penn and leads the team with 11 on the season, blocking two or more in five games. He blocked a total of 19 shots last year to lead the team.

■ **JON GRAHAM** equaled a career high with 10 rebounds vs. North Carolina State in the Puerto Rico Tip-Off.

■ **JON GRAHAM** was instrumental in holding Bucknell and Penn post scorers well below average. The Bison's Mike Muscala entered the game averaging 17.7 ppg and posted 10 on 2-of-4 shooting. Penn's Fran Dougherty entered posting 18.6 ppg and posted 7 on 3-of-8.

■ **JON GRAHAM** trimmed his weight from 240 to 225 pounds for his sophomore season and added four inches to his vertical. He maintains a team-best 24 reps on the 185-pound bench press, four better than the 2012 NBA combine best. He missed five games in November and December last year with illness before coming on late in the year.

■ Former walk-on **NICK COLELLA** was granted a scholarship for his senior campaign. He was placed on scholarship for the second semester of last season and started six-straight games in the Big Ten. He averaged 20.8 mpg in Big Ten play, including a career-best 37 at MSU (2/8), while making 16 threes.

■ Freshman **BRANDON TAYLOR** arrived on campus weighing more than 260 pounds, but sculpted his body in the summer and trimmed his weight by 30 pounds entering the pre-season.

■ **BRANDON TAYLOR** posted a career best seven rebounds to go with 11 points, all in the first half, in the victory over Penn. He was 3-of-4 from three in the first half.

PALESTRA TIES: Two of coach Patrick Chambers' eight brothers were standouts athletically for the University of Pennsylvania. Patrick is the youngest of 12 children. The second youngest and closest to him in age, Paul, was a three-year starting point guard on Penn teams from 1989-92 and graduated fifth on the Quakers career assists chart with 396, logging many of those while his brother watched at The Palestra. Another older brother, Tim, was the 1984 Ivy League Player of the Year as a defensive back on a Penn football teams that won three-consecutive Ivy League titles. Assistant coach Brian Daly won a Philadelphia Catholic League Title and two Big 5 Championships on the Palestra floor as well as playing more than 20 college games on the floor with Saint Joe's.

PENN STATE-LA SALLE CONNECTIONS: Junior guard Jermaine Marshall and Explorers sophomore center Steve Zack where high school teammates at Red Land and also played AAU ball together. Explorers junior guard Taylor Dunn is the son of former Nittany Lion head coach Jerry Dunn (1996-2003) and the brother-in-law of former Nittany Lion great Titus Ivory (1997-2001) who ranks 10th on Penn State's all-time scoring chart.

WE CAN RELATE: Penn State coach Patrick Chambers can relate to star guard Tim Frazier's recent injury, in fact Frazier is using the exact same motorized scooter Chambers used this summer after he underwent arthroplastic surgery to repair the knee joint on his left leg and was limited to riding the scooter and non-weight bearing crutches for six weeks and the use of crutches for two months. Chambers has said the insertion of a wedge and six screws to re-align his knee joint was one of the toughest things he's had to deal with and will use the recent experience to help guide Frazier through his rehabilitation. Frazier's sister, Krystal, also suffered a ruptured Achilles, during a standout basketball career at Rice that saw her earn All-Conference USA honors.

NEWBILL ON POINT: D.J. Newbill, a natural off-guard, has taken over point guard duties since the injury to Tim Frazier in the fourth game of the season. He is logging big minutes at the position playing 35.0 per game (4th in the Big Ten). Working through growing pains at the position, he has posted four-straight double-digit scoring games (including two 20-point outings) since taking over and is averaging 16.2 ppg and 3.8 apg since moving to the point. The bulk of his turnovers have come in the first half as he adjusts to running the offense. He had six in the first half vs. B.C. and none in the second. On the year he has 21 first half turnovers and just six second half.

SECOND HALF TEAM: Penn State is not only shooting and scoring better in the second halves of games, but taking care of the ball considerably better. The Lions are posting 32.7 ppg and shooting 39% in the second half vs. 24.7 ppg and 32% shooting in the first, but bigger still is a 59-33 turnover ratio between the first and second half. The biggest second half scoring difference comes from Jermaine Marshall who is posting 8.9 of his 14.4 ppg in the second half while shooting 43.2% as opposed to 30% in the first half.

OUTLET PASSES TEAM

■ Penn State is 3-0 in games decided by seven points or less on the year, including one overtime win. The Lions went 4-7 in 11 games decided by seven points or less last year. The Lions had just one home loss come by more than six points while dropping four Big Ten home contests by six points or less, including games with No. 12 Indiana (88-82) and No. 13 Michigan (71-65).



STANDINGS (Dec. 3)

Team	BIG TEN			OVERALL	
	W-L	%	W-L	%	
Illinois	0-0	.000	8-0	1.000	
Indiana	0-0	.000	8-0	1.000	
Michigan	0-0	.000	7-0	1.000	
Minnesota	0-0	.000	8-1	.889	
Nebraska	0-0	.000	5-1	.833	
Ohio State	0-0	.000	5-1	.833	
Iowa	0-0	.000	6-2	.750	
Michigan State	0-0	.000	6-2	.750	
Northwestern	0-0	.000	6-2	.750	
Wisconsin	0-0	.000	5-3	.625	
Penn State	0-0	.000	4-3	.571	
Purdue	0-0	.000	3-4	.429	

BIG TEN RESULTS:

Saturday, December 1, 2012

- Indiana def. Coppin State, 87-51
- Iowa def. Texas A&M-Corpus Christi, 88-59
- Michigan def. Bradley, 74-66
- Michigan State def. Nicholls State, 84-39
- Minnesota def. North Florida, 87-59
- UIC def. Northwestern, 50-44
- Ohio State def. Northern Kentucky, 70-43
- Penn State def. Penn, 58-47
- Xavier def. Purdue, 63-57

Sunday, December 2, 2012

- Wisconsin def. California, 81-56

■ Penn State held Penn to 47 points, an opponent season low, on 36.7% shooting. It was the lowest scoring game for a PSU opponent since holding Purdue to 45 points on Jan. 8 of last year in a 20-point win in the BJC.

■ Penn State made 28-of-32 free throws (87.5%) in its season opening win vs. St. Francis and 14-of-17 (82.4%) vs. N.C. State.

■ Penn State fielded on of the nation's most inexperienced squads last year with eight of 10 primary contributors last season in their first or second season of Division I play. The Lions had 84 starts between three freshmen and three sophomores.

■ Penn State was out-scored at the arc by 132 points (7.3 ppg) in the Big Ten season and by 168 (5.2 ppg) on the year in 2011-12. The Lions shot 31 percent from three.

■ Penn State ranked 325th in NCAA Division I in field goal percentage (39.3 percent) last year.

PENN STATE IN THE BIG TEN

- FIRST YEAR:** 1992-93 Season
- REGULAR SEASON RECORD:** 107-232 (21st Season)
- TOURNAMENT RECORD:** 9-15
- ROAD RECORD:** 32-138
- HOME RECORD:** 75-94
- MOST WINS; SEASON:** 12-6 (1996), 10-8 (2009), 9-9 (2011), 9-9 (1995), 8-8 (1998), 7-9 (2001), 7-11 (2008), 6-10 (2006)
- BEST SEASON:** 12-6 record, 2nd, 1995-96 season.
- .500+ SEASONS:** 5, the last coming in 2010-11
- LAST YEAR:** 4-14 (T11th)
- BEST START:** 4-0 in 1995-96 season.
- LONGEST WIN STREAK:** 4, twice, 1996 & 2009
- LONGEST HOME WIN STREAK:** 9 (one season), 1996, 12 (two seasons) 1995 & 1996
- MOST ROAD WINS IN A SEASON:** 3, 7 times, last 2011
- LONGEST ROAD WIN STREAK:** 2, 3 times, last 2010



PENN STATE BASKETBALL SHOW



The "Penn State Basketball Show," Coach Patrick Chambers' weekly call-in radio show, will be broadcast live from Damon's Grill in State College again this season.

Hosted by Steve Jones, the "Penn State Basketball Show" will air live from the clubhouse at Damon's (1031 E. College Ave.) Thursday nights from 6:05 to 7:00 p.m. Fans are encouraged to ask questions of the coach live and in-person or by calling 1-800-52LIONS (525-4667). Questions will also be taken via twitter at @PennStateMBB. The first "Basketball Show" will be broadcast live from Damon's on Thursday, Nov. 29. The show can be heard on more than 40 radio stations on the Penn State Sports Network and on-line at GoPSUsports.com.

MEDIA INFORMATION

Penn State will hold in-person press conferences with head coach **Patrick Chambers at 2:15 p.m. on Mondays** (with some exceptions) and **phone only teleconferences at 11:00 a.m. on Fridays** throughout the year. **Penn State players** will be available immediately following most Monday press conferences for 15-20 minutes prior to practice and at selected times throughout the week. Coach Chambers will also be available **Monday mornings at 10:40 a.m. (ET) via the BIG TEN TELECONFERENCE.**

PRESS SCHEDULE

NON-CONFERENCE	
Mon. Dec. 3	2:15 p.m. BJC Green Room
BIG TEN SEASON	
Wed. Jan. 9	2:15 p.m. BJC Green Room
Mon. Jan. 14	2:15 p.m. BJC Green Room
Mon. Jan. 21	2:15 p.m. BJC Green Room
Mon. Jan. 28	2:15 p.m. BJC Green Room
Mon. Feb. 4	2:15 p.m. BJC Green Room
Tue. Feb. 12	2:15 p.m. BJC Green Room
Tues. Feb. 19	2:15 p.m. BJC Green Room
Mon. Feb. 25	2:15 p.m. BJC Green Room
Tues. March 5	2:15 p.m. BJC Green Room
Tues. March 12	2:15 p.m. BJC Green Room

TELECONFERENCE FRIDAY'S AT 11:00 A.M.

CALL IN #: 1-866-493-5099

NON-CONFERENCE	
Fri. Dec. 14	11:00 a.m.
Fri. Dec. 21	11:00 a.m.
Fri. Dec. 28	11:00 a.m.
BIG TEN SEASON	
Wed. Jan. 2	TBA
Sun. Jan. 6	TBA
Fri. Jan. 18	11:00 a.m.
Fri. Jan. 25	11:00 a.m.
Fri. Feb. 8	11:00 a.m.
Fri. Feb. 15	11:00 a.m.
Fri. March 1	11:00 a.m.
Fri. March 8	11:00 a.m.

BIG TEN COACHES TELECONFERENCES

WEEKLY: Monday's 10 a.m. - 11:50 a.m ET
Coach Chambers @ 10:40 a.m. (ET)
Call In#: 1-800-762-8779.
Weekly passcode e-mailed each Sunday.

LIONS DROP CHALLENGE GAME TO B.C.: Penn State dropped its ACC/Big Ten Challenge contest 73-61 to Boston College on Nov. 28 to fall to 5-7 in Challenge games, having won four of the last six. The leagues tied at six wins each in the 14th Challenge, the first ever tie, as the Big Ten retained the Commissioners Cup after having won the last three Challenges. The Big Ten has three Challenge wins while the ACC has won 10 of the 14 Challenges.

NOTES FROM B.C.:

- Ross Travis led Penn State in rebounding for the fourth time on the year with a career high 13 vs. B.C.
- Jermaine Marshall scored 25 points, the second highest total of his career, to lead Penn State vs. B.C. He led the Lions in scoring for the second straight game and posted his fifth career 20-point game.
- D.J. Newbill posted his second 20-point game of the season with a career high 22 vs. B.C., going 8-of-11 at the foul line.
- Jermaine Marshall (25) and D.J. Newbill (22) combined to become the first pair of Lions to post 20 points in the same game since Tim Frazier and Cam Woodyard vs. Minnesota last year.

FRAZIER SURGERY SUCCESSFUL: Tim Frazier had successful surgery to repair his ruptured left Achilles tendon on Nov. 20. He will be in a cast for about three weeks before moving to a series of boots that will gradually flatten his foot as the tendon stretches. He is expected to have about a six month recovery period and, at the completion of the 2012-13 campaign, can apply for an NCAA Hardship Waiver to return for the 2013-14 season.

FRAZIER REMAINS ACTIVE: Since his season-ending Achilles injury, Tim Frazier has remained a vocal and active presence on the team attending every practice and shouting instructions and pulling teammates aside during breaks in the action at practice and sitting near the bench in games and encouraging his teammates. He has been particularly active in helping to guide D.J. Newbill in his transition to the point guard position and coach Patrick Chambers has referred to him as an assistant coach now.

NEWBILL HITS HIS STRIDE: D.J. Newbill averaged 14.0 ppg (tied with Tim Frazier for the team lead) and 5.0 rpg while shooting 50 percent (17-34) from the field in the Puerto Rico Tipoff. Newbill played 35 minutes per game in the tournament and added nine assists and four steals. Newbill also handled some point guard duties in the first two games of the tournament before taking over entirely in the third game after the loss of Tim Frazier to injury early in the first half.

TAYLOR LEADING TEAM IN SHOOTING: Freshman Brandon Taylor has proven to be an efficient offensive performer early in his career. He led Penn State shooting 58.3 percent (7-12) to average 5.3 ppg in the Puerto Rico Tip-Off and is now leading the team shooting 51.9 percent on the year and 37.5 percent (6-16) from three. He had posted back-to-back double-digit outings vs. Akron and Bucknell (hitting 62.5 percent and (6-12 from three) while

averaging 13.0 ppg) before running into foul trouble and having his minutes limited in a three-point outing vs. Boston College.

NOTES FROM THE BUCKNELL WIN:

- Freshman Brandon Taylor made his first career start in the win vs. Bucknell and hit 4-of-8 from three for a career high 16 points in just 20 minutes. Taylor's two-straight threes sparked Penn State in the second half vs. Bucknell.
- Penn State followed a 16-point first half on 16% shooting vs. Bucknell by hitting 5-of-6 from three and shooting 65% in the second half to score 44 points, its best offensive half of the season. The Lions hit 14 of their first 18 shots (77%) through the first 14:30 of the half to take a 50-43 lead.
- Jermaine Marshall hit 7-of-11 at the foul line to lead Penn State with 17 points, 15 in the second half, vs. Bucknell. It was his first time leading the Lions in scoring on the year and the fourth time on his career.
- Marshall led Penn State with four steals vs. Bucknell.
- Ross Travis led Penn State in rebounding for the third time on the year with eight vs. Bucknell.
- D.J. Newbill posted a career-best seven assists playing 37 minutes at point guard vs. Bucknell. He added 10 points and seven rebounds.
- Penn State used combinations of 1-3-1, 2-3 and man-to-man defense to limit Bucknell's Mike Muscala to just four field goal attempts and 10 points. He entered the game leading the Bison scoring 17.7 ppg.
- Penn State posted 14 offensive rebounds vs. Bucknell and allowed just 3.
- Penn State outscored Bucknell 21-15 at the three-point line, the first time this season Penn State has outscored an opponent from the arc.

FRAZIER SUFFERS SEASON-ENDING INJURY:

Senior guard Tim Frazier, a preseason candidate for both the Wooden and Naismith national player of the year awards, will miss the remainder of the 2012-13 season due to an injury suffered in the Nittany Lions' third game of the Puerto Rico Tip-Off in Bayamon, Puerto Rico. Frazier had played in every game (101) the last three plus seasons. He suffered a ruptured Achilles tendon in his left leg and the 2012 first-team All-Big Ten guard underwent surgery to repair the injury on Nov. 20. A preseason All-Big Ten selection, Frazier was leading Penn State with 21.7 ppg and 5.0 apg per game and was second with 6.0 rebounds per game through three games. He suffered the injury in the Nittany Lions' fourth game, a Nov. 18 contest vs. Akron in Puerto Rico, leaving the floor at the 14:30 mark of the first half. Frazier, a two-time Academic All-Big Ten selection on schedule to graduate in May with a degree in Supply Chain and Information Systems from the Smeal College of Business, is eligible to apply for an NCAA medical Hardship Waiver after the completion of the 2012-13 campaign. He had posted 25 straight double-digit scoring game, 14 of which were 20+ point outings, and had led Penn State in scoring in 28 of the last 35 games, scoring 20+ points in nine of his last 13, prior to the Akron game.

PUERTO RICO TIP-OFF WRAP-UP:

- Penn State went 1-2 in the sixth annual Puerto Rico Tip-Off in Bayamon, PR Nov. 15-18. The Lions

LOOKING AHEAD

Mon., Dec. 3	Wed., Dec. 5	Fri., Dec. 7	Sat., Dec. 8	Fri., Dec. 14	Sat., Dec. 15	Fri., Dec. 21
Patrick Chamber's Press Conference 2:15 p.m. Last one until January 9	vs. La Salle The Palestra Philadelphia, Pa. 9:00 p.m. NBCSN	Patrick Chamber's Teleconference 11:00 a.m.	vs. Army Bryce Jordan Center 4:00 p.m. BTN	Patrick Chamber's Teleconference 11:00 a.m.	vs. Delaware State Bryce Jordan Center 2:00 p.m. BTN.com	Patrick Chamber's Teleconference 11:00 a.m.



SEASON HONORS

Tim Frazier

- Preseason All-Big Ten Team
- Wooden Award Preseason Top 50
- Naismith Award Preseason watch list
- No. 15 ranked point guard in nation, cbsports.com
- No. 54 among Top 100 players, cbssports.com
- 1 of 30 candidates for Senior CLASS Award

“Damn is Tim Frazier good. Like, really good. Capable of starting at the 1 for all but maybe five teams in the country. I might be overestimating that number, even.”

-- Matt Norlander, cbssports.com

DOUBLE-FIGURES

SCORING	CAREER	SEASON
Tim Frazier	43	3
Jermaine Marshall	26	5
D.J. Newbill	19	6
Ross Travis	7	2
Brandon Taylor	3	3
Sasa Borovnjak	2	-
Nick Colella	2	-
Jon Graham	2	-

REBOUNDING	CAREER	SEASON
D.J. Newbill	6	-
Tim Frazier	3	-
Ross Travis	2	2
Jon Graham	2	1

ROAD RECORD:

ON THE YEAR: 0-0 (0-0 Big Ten)
2011-12: 1-11 (0-9 Big Ten)
Previous 2 Years: 4-19 (3-15 Big Ten)
Big Ten Road Games: 32-131 overall
Most Big Ten Road Games Won In A Season: 3 (seven occasions, last in 2011). The Lions reached the post-season in all but one of those seasons (1999).

CAREER & SEASON HIGHS

	SCORING	CAREER	SEASON
Frazier	30	(@ NEB, '12)	23 (SFU)
Marshall	27	(MICH, '12)	25 (BC)
Newbill	22	(BC, '12)	22 (BC)
Taylor	16	(BUCK '12)	16 (BUCK)
Borovnjak	15	(MISS, '12)	6 (BUCK)
Travis	15	(MICH, '12)	10 (SFU)
Colella	11	(@ IU, '12)	5 (PENN)
Graham	10	(2X NW, '12)	4 (2X PENN)
Ackerman	2	(BUCK '12)	2 (BUCK)
Montminy	2	(KEN, '11)	-

	REBOUNDING	CAREER	SEASON
Travis	13	(BC, '12)	13 (BC)
Frazier	11	(2X COR, '11)	9 (PROV)
Graham	10	(2X NCST '12)	10 (NCST)
Marshall	9	(LAF, '11)	8 (NCST)
Newbill	16	(UTEP, '11)	7 (2X BUCK)
Borovnjak	7	(DUQ, '11)	4 (2X BUCK)
Taylor	6	(PENN '12)	6 (PENN)
Colella	4	(3X BC, '12)	4 (2X PENN)
Montminy	1	(2X AKRON '12)	1 (AKRON)

	ASSISTS	CAREER	SEASON
Frazier	11	(YSU, '11)	7 (PROV)
Newbill	7	(BUCK '12)	7 (BUCK)
Marshall	3	(3X NW, '12)	3 (PENN)
Colella	3	(@ IA, '12)	1 (2X PENN)
Travis	3	(LAF, '11)	1 (BUCK)
Borovnjak	2	(2X LIU, '11)	1 (BUCK)
Graham	1	(NCST, '12)	1 (NCST)

QUICK FACTS

UNIVERSITY

Name: The Pennsylvania State University
Location: University Park, Pa. 16802
Founded: 1855
Enrollment: 43,831 (38,205 undergraduate)
Nickname: Nittany Lions
Colors: Blue & White
Conference: Big Ten Conference
Division: NCAA Division I
Home Court: Bryce Jordan Center (15,261)
President: Dr. Rodney Erickson
Acting Athletic Director: Dr. Dave Joyner
Ticket Office Phone: 1-800-NITTANY

BASKETBALL HISTORY

First Year of Basketball: 1897
All-time MBB Record: 1,365-1,069 (117th Season)
Record in Jordan Center: 168-101 (18th Season)
NCAA Tourn. Years (Record)/Last: 9 (9-11), 2011
NIT Years Record)/Last: 10 (22-9), 2009 NIT Champions
Big Ten Record: 117-248 (21st Season)

2011-12 REVIEW

2011-12: 12-20 (H: 10-7; A: 1-11; N: 1-2)
2012 Big Ten Finish: T11th (4-14)
2012 Big Ten Tournament: 0-1, L, 75-58 vs (5) Indiana
Scoring (B1G/NCAA): 61.8 (11th, 288th)
Field Goal Percentage: 39.3 (12th, 325th)
Three-Point Percentage: 31.1 (11th, 262nd)
Free Throw Percentage: 68.6 (11th, 194th)
Scoring Defense: 65.8 (8th, 127th)
Field Goal Percentage Defense: 43.4 (8th, 181st)
Rebounding: 33.9 (6th, NA);
Turnovers: 12.2 (NA, 62nd);
Assists: 10.8 (11th, 305th)
Steals: 6.8 (5th, 130th)

2012-13 NITTANY LION ROSTER

NUMERICAL

NO.	NAME	POS.	HT.	WT.	YR./ELIG.	HOMETOWN/HIGH SCHOOL
1	Akosa Maduegbunam	G	6-3	200	Fr./Fr.	Boston, Mass./Charlestown HS/Winchendon Sch.
2	D.J. Newbill	G	6-4	205	Jr./So.	Philadelphia, Pa./Strawberry Mansion
5	Donovon Jack	F	6-9	205	Fr./Fr.	Reading, Pa./Berks Catholic
10	Brandon Taylor	F	6-7	235	Fr./Fr.	Tabernacle, N.J./Trenton Catholic
11	Jermaine Marshall**	G	6-4	205	Sr./Jr.	Etters, Pa./Red Land
14	Kevin Montminy*	G	6-3	185	So./So.	Centre Hall, Pa./Penns Valley Area
20	Nick Colella*	G	6-3	195	Sr./Sr.	New Castle, Pa./New Castle/PSU-Behrend
21	Sasa Borovnjak**	F	6-9	240	Sr./Jr.	Belgrade, Serbia/Veritas Christian (N.C.)
23	Tim Frazier***	G	6-1	170	Sr./Sr.	Houston, Texas/Strake Jesuit
24	Zach Cooper	G	6-1	170	Jr./Jr.	Ijamsville, Md./Urban/Gulf Coast State (CC)
25	Jon Graham*	F	6-8	225	Jr./So.	Baltimore, Md./Calvert Hall
32	Patrick Ackerman*	F	6-11	220	So./So.	Rutland, Mass./Worcester Academy
34	Alan Wisniewski*	F	6-9	230	Jr./Jr.	Sterling Heights, Mich./Bishop Foley
35	Kevin Onyeaka	F	6-5	205	Sr./Jr.	Harrisburg, Pa./Central Dauphin East/PSU-Mont Alto
43	Ross Travis*	F	6-6	225	So./So.	Chaska, Minn./Chaska

* = Letters Earned

COACHING & SUPPORT STAFF

Head Coach: Patrick Chambers (2nd at PSU, 4th overall, Philadelphia University, '94)
Associate Head Coach: Eugene Burroughs (Richmond, '94)
Assistant Coaches: Keith Urgo (Fairfield, '02) & Brian Daly (Saint Joseph's, '92)
Director of Basketball Operations: Ross Condon (Villanova, '07)
Strength Coach: Brad Pantall (Penn State, '96)
Athletic Trainer: Jon Salazer (Penn State, '93)
Video Coordinator: Adam Fisher (Penn State, '06)

BY ELIGIBILITY

SENIORS (2)		
20	Nick Colella*	G
23	Tim Frazier***	G
JUNIORS (5)		
11	Jermaine Marshall**	G/F
21	Sasa Borovnjak**	F
24	Zach Cooper	G
34	Alan Wisniewski*	F
35	Kevin Onyeaka	F
SOPHOMORES (5)		
2	D.J. Newbill	G
14	Kevin Montminy*	G
25	Jonathan Graham*	F
32	Patrick Ackerman*	F
43	Ross Travis*	F
FRESHMEN (3)		
1	Akosa Maduegbunam	G
5	Donovon Jack	F
10	Brandon Taylor	F

PRONUNCIATIONS

SASA BOROVNJAK
 SAW-sha BOE-rahv-KNEE-yak
AKOSA MADUEGBUNAM
 Ugh-COE-sa MAD-a-WAY-boo-nam
KEVIN ONYEAKA
 OH-knee-AHH-kuh
ALAN WISNIEWSKI
 WIZ-new-SKI



NATIONAL RANKINGS

AP TOP 25 (Nov. 26)

1	Indiana (47)	6-0	1,606
2	Duke (18)	6-0	1,554
3	Michigan	5-0	1,421
4	Ohio State	4-0	1,416
5	Louisville	5-1	1,347
6	Syracuse	4-0	1,323
7	Florida	5-0	1,227
8	Kentucky	4-1	1,180
9	Arizona	3-0	1,076
10	Kansas	4-1	937
11	Creighton	6-0	926
12	Gonzaga	6-0	854
13	Michigan State	5-1	818
14	North Carolina	5-1	718
15	Oklahoma State	5-0	668
16	Missouri	5-1	665
17	Cincinnati	6-0	571
18	North Carolina St	4-1	553
19	Colorado	5-0	478
20	Georgetown	4-1	257
21	Minnesota	6-1	197
22	Illinois	7-0	185
23	San Diego State	4-1	182
24	UNLV	3-1	175
25	New Mexico	6-0	141

USA TODAY/ESPN TOP 25

1	Indiana (27)	6-0	769
2	Duke (4)	6-0	723
3	Michigan	5-0	691
4	Ohio State	4-0	689
5	Syracuse	4-0	630
6	Louisville	5-1	615
7	Florida	5-0	573
8	Kentucky	4-1	557
9	Arizona	3-0	520
10	Kansas	4-1	484
11	Creighton	6-0	463
12	Gonzaga	6-0	440
13	North Carolina	5-1	355
14	Michigan State	5-1	320
15	Missouri	5-1	319
16	Cincinnati	6-0	295
17	Oklahoma State	5-0	261
18	North Carolina St	4-1	240
19	Colorado	5-0	172
20	UNLV	3-1	144
21	San Diego State	4-1	139
22	Illinois	7-0	103
23	New Mexico	6-0	68
24	UCLA	4-2	62
25	Georgetown	4-1	56



PENN STATE IN THE RPI

Date	Rank	RPI	SOS
--			

PENN STATE IN THE RANKINGS

Date	AP	COACHES
Last ranked 25th in the final ESPN/USA Today Coaches Poll of the 2000-01 season (4/4/01). Last received votes in the national polls on Feb. 2, 2009. The Lions got votes in the Coaches Poll for four weeks.		

PENN STATE VS. RANKED

ON THE YEAR: 0-1

2011-12: 1-10 (win over:#22 ILL)

Last WIN vs. RANKED team:

54-52 vs. #22 Illinois (1/19/12)

Last ROAD win:

38-33 @ #16/18 Illinois (2/18/09)

Last HOME win:

54-52 vs. #22 Illinois (1/19/12)

In the Jordan Center: 15-34

Last NEUTRAL win:

36-33 vs. #13 Wisconsin (3/11/11)

WIN vs. Highest Ranked in BJC:

#5 Purdue, 74-63, 2/21/98)

WIN vs. Highest Ranked On Road:

66-65 at #6/6 Illinois (2/4/06)

WIN vs. Highest Ranked Overall:

65-63 vs. #2/3 Michigan State (3/9/01) Big Ten Tourn.

Under Patrick Chambers:

1-11 (2nd season)

Since joining BIG TEN (1992-93):

27-111

OVERALL Streak: Lost 8

HOME Streak: Lost 1

STARTS CHART

CAREER STARTS

PLAYER	10-11	11-12	12-13	CAREER	CONS	GAMES
#23 Tim Frazier	33	32	4	79	-	101
#11 Jermaine Marshall		17	7	24	10	66
#25 Jon Graham		17	7	24	24	33
#43 Ross Travis		16	7	23	14	39
#21 Sasa Borovnjak		7	7	-	-	57
#20 Nick Colella		6		6	-	33
#2 D.J. Newbill	32*		7	39	7	39
#10 Brandon Taylor			3	3	3	7

* at Southern Mississippi

2011-12 SEASON

GAME	POSITION					LINE-UP RECORD
	1	2	3	4	5	
SAINT FRANCIS	23	2	11	43	25	1-0
vs. N.C. State	23	2	11	43	25	1-1
vs. Providence	23	2	11	43	25	2-1
vs. Akron	23	2	11	43	25	2-2
BUCKNELL	2	11	43	10	25	1-0
BOSTON COLLEGE	2	11	43	10	25	1-1
PENN	2	11	43	10	25	2-1

BENCH SCORING

SEASON HIGH:

16 vs. Akron

20+ POINTS: --

AVERAGE: 6.7

SAINT FRANCIS	5
N.C. State	2
Providence	8
Akron	16
BUCKNELL	8
BOSTON COLLEGE	3
PENN	5

DIFFERENT

STARTING LINE-UPS:

2 on the year;

Penn State employed 14 different starting line-ups on the 2011-12 season, nine in Big Ten play.

fell to No. 6 N.C. State (72-55) and Akron (85-60) while downing Providence (55-52, OT).

- Penn State averaged 56.7 points per game and shot 35% from the field and 23% from three in three games in Puerto Rico. The Lions grabbed 44 offensive rebounds and averaged 14.6 per game in Puerto Rico. They also collected 24 steals to average 8.0 spg.

- Penn State played and won its first overtime game under coach Patrick Chambers with a 55-52 OT win over Providence in its second game.

- Tim Frazier led Penn State with 23 points and 19 points in the first two games prior to suffering an injury at the 14:30 mark of the first half of the Lions' third game vs. Akron. He did not return and did not score breaking a string of 25 straight double-digit scoring games.

- Penn State got 80% of its points (88 of 110) from its starting backcourt of Frazier, Newbill and Marshall in the first two games of the Tip-Off prior to Frazier's injury in the third game.

- D.J. Newbill posted a career high 20 points on 8-of-17 shooting and added six rebounds and five assists in the Lions' third game vs. Akron.

- Ross Travis (10 vs. Akron) and Jon Graham (10 vs. N.C. State) both posted career high rebounding totals in the tournament. Travis also logged his first career double-double with 11 points and 10 rebounds vs. Akron.

LIONS RALLY TO GET OT WIN OVER PROVIDENCE/FIRST UNDER CHAMBERS:

Penn State played and won its first overtime game under head coach Patrick Chambers in its second game of the Puerto Rico Tip-Off downing Providence 55-52 in OT. Penn State came back from 10 points down in the second half to claim the victory. It was Chambers' third career overtime game as a head coach (2-0 at BU) and he improved to 3-0. The overtime win was the first for Penn State since a 77-73 victory over George Mason in the first round of the 2009 NIT and the Lions' first overtime game since a 79-71 loss at No. 18 Wisconsin in 2010. Tim Frazier scored nine straight points during a key second half stretch in which Penn State went from down four, 35-31, with 7:24 to play to up three, 40-37, with 2:23 left. Frazier led Penn State in scoring (19), rebounds (9), assists (7), and steals (4) while playing all 45 minutes (a career most) of the overtime game.



NEWBILL GOES FOR 16 & 7 IN RETURN TO COMPETITION: Sophomore guard D.J. Newbill (6-4) had his eyes set on Nov. 9 as his return to official collegiate competition after 20 months. He delivered posting 16 points on 9-of-10 shooting from the foul line and adding seven rebounds an assist and a steal in 35 minutes of action in a win over Saint Francis. Newbill sat out the 2011-12 season after transferring from Southern Mississippi in late August of 2011. He started all 32 games as freshman at Southern Miss, posting 9.2 ppg and 6.2 rpg to be named to the 2011 Conference USA All-Freshman Team. The 2010 Pennsylvania Class AA Player of the Year (24.2 ppg, 9.0 rpg, 5.0 apg) out of Philadelphia's Strawberry Mansion HS, he recorded six double-doubles and 15 double-digit scoring games at Southern Miss and led team in rebounding 11 times.

BIG BACKCOURT: The focus of attention all preseson, the backcourt tandem of Tim Frazier and D.J. Newbill delivered in the season opener combining for 39 points, 11 rebounds, seven assists and three steals in a 65-58 victory, delivering 60% of the team's scoring. The pair were deadly at the foul line combining to go 26-of-28 at the foul stripe on a night when the Lions shot 28-of-32 as a team. Frazier led the Lions with 23 points and six assists, his 19th career 20-point game, and, after three-straight SFU threes gave them a 31-30 lead, he took over posting a steal and five points in under a minute to regain a Penn State advantage. Newbill had 16 points and seven rebounds. Both played 35 minutes or more.

FRAZIER CRACKS 1,000/24TH IN CAREER SCORING: With 23 points in Penn State's 72-55 loss to N.C. State in its first game of the Puerto Rico Tip-Off, Tim Frazier became the 30th 1,000-point scorer in Penn State history. He posted 19 in a second round win over Providence and now has 1,035 career points which is good for 24th place all-time on the scoring charts.

FRAZIER NAMED TO WOODEN TOP 50: Tim Frazier was named to the Wooden Award Men's Preseason Top 50. He is the second Nittany Lion in the last three years to be named to the preseason list joining Talor Battle who was named prior to the 2010-11 season. The Preseason Top 50 was chosen by a poll of national college basketball media members. Frazier was among nine Big Ten players named to the list, which led all conferences. The Wooden Award All American Team, consisting of the nation's top 10 players, will be announced the week of the "Elite Eight" round of the NCAA Tournament.

FRAZIER PRESEASON ALL-BIG TEN: Senior guard Tim Frazier was named to the Preseason All-Big Ten team by conference media voters. Frazier, the lone returning first-team All-Big Ten selection from last year, was joined on the preseason team by Ohio State's Aaron Craft and Deshaun Thomas, Michigan's Trey Burke and Indiana's Cody Zeller who was also named the preseason POY.



PATRICK CHAMBERS

HEAD COACH • 2ND SEASON

PHILADELPHIA UNIVERSITY, '94

58-51 Overall (4th season)

16-23 at Penn State (2nd season)

Family: Wife: Courtney; Daughters: Grace & Caitlin; Son: Ryan
Hometown: Newtown Square, Pa.
College: Philadelphia University, 1994
Date of Birth: Dec. 13, 1970

CAREER HIGHLIGHTS

- Named 12th head basketball coach at Penn State on June 6, 2011.
- Led Boston University to the 2011 NCAA Tournament – the program's first NCAA berth since 2002.
- Led BU to the 2011 America East Tournament Title.
- Posted back-to-back 21-win seasons at BU – the only coach in BU history to earn 20 wins in each of his first two seasons and the fastest to earn a conference championship.
- 42-28 record in two seasons as head coach at BU, leading the Terriers into the post-season both years.
- Associate head coach at Villanova's during the Wildcats 2009 NCAA Final Four run.
- Five seasons on Villanova staff under Jay Wright – helped lead the Wildcats to a 126-45 record (.737), five NCAA Tournament appearances, four NCAA Sweet 16 appearances, a school record 30 wins in 2008-09, won at least 22 games every year.
- Instrumental in building Villanova's 2009 recruiting class which was ranked No. 3 in the nation by ESPN.com.
- Four players coached at Villanova played in the NBA.
- Recruited four McDonald's All-Americans to Villanova.

NOTABLE

- The youngest of 12 siblings (nine boys, three girls)
- Was in collegiate coaching just five years before earning his first head coaching position at Boston University.
- Three siblings are Penn State graduates and a nephew, Patrick Flanagan, is a defensive back on the football team.
- Worked for 10 years as a highly successful salesman and part owner in the family's printing business in Philadelphia.
- Played for 2011 Naismith Basketball Hall of Fame inductee Herb Magee at Philadelphia University. Magee, also known as "The Shot Doctor," is college basketball's all-time victories leader (941).
- Began his career at Philadelphia U. as a walk-on and went on to become the school's all-time leader in assists.
- Played for and coached with legendary Philadelphia coach Dan Dougherty at Episcopal Academy. Dougherty posted 621 wins at Episcopal, most of any high school coach in Philadelphia history.
- Older brother, Tim, was the 1984 Ivy League Player of the Year in football and led Penn to three-straight Ivy League titles. He is now a writer, producer and director and just released the film "Mighty Macs."
- Older brother, Paul, was a three-year starter at point guard for the Penn Quakers.

CHAMBERS COACHING RECORD

YEAR	RECORD (Conference)	POST-SEASON
BOSTON UNIVERSITY		
2009-10	21-14 (11-5 4th/2nd in Tourn.)	CBI Semifinals
2010-11	21-14 (12-4 2nd/Won Tourn.)	NCAA 2nd Round
PENN STATE		
2011-12	12-20 (4-14 T11th/1st rd. Tourn.)	
TOTALS		
4 Years	58-51 (27-23) 1 Tournament Title	1 NCAA, 1 CBI

COLLEGIATE COACHING EXPERIENCE:

1995-96	Delaware Valley (PA) College (Asst)
2004-05	Villanova (Dir. Ops)
2005-08	Villanova (Asst.)
2008-09	Villanova (Assoc. Head Coach)
2009-11	Boston University (Head Coach)
2011-present	Penn State (Head Coach)

**NOTING
THE JORDAN CENTER**

RECORD IN BJC: 168-101 (18th Season) (62%) (269 games)

OPENED: January 11, 1996 vs. Minnesota (W, 76-51)

CAPACITY: 15,261

MOST CONTESTS IN A SEASON: 20 (2008-09)

100TH WIN: 56-55 over Hartford, Dec. 6, 2006

LONGEST WIN STREAK: 14; Jan. 11, 1996-Dec. 27, 1996

SEASON HOME WINS RECORD: 17-3 (2008-09)

SEASON BEST START: 8-0, 2007-08 & 1996

TOP SEASON WIN MARKS: 17-3 (2008-09); 13-4 (2007-08); 13-4 (1999-2000); 13-5 (2010-11); 12-2 (1997-98);

TOP SEASON WIN PERCENTAGES: 100.0, 8-0 (1996); .862, 17-3 (2008-09); .857, 12-2 (1997-98);

TOP 10 CROWDS:

1. 15,472 vs. Purdue, 2/1/1997
2. 15,464 vs. Indiana, 1/26/1997
3. 15,455 vs. Ohio State, 3/1/1999
4. 15,435 vs. Ohio State, 2/27/1999
5. 15,420 vs. Indiana, 1/8/2000
6. 15,403 vs. No. 1 Ohio State 3/1/2011
7. 15,389 vs. Northwestern, 2/15/1997
8. 15,377 vs. Michigan State, 2/24/2001
9. 15,355 vs. Indiana, 1/31/1999
10. 15,232 vs. Indiana, 2/3/2001

TOP 2011-12 CROWD: 13,103 vs. Nebraska, 2/11

TOP 2010-11 CROWD: 15,403 vs. No. 1 Ohio State, 3/1

TOP 2009-10 CROWD: 14,017 vs. Michigan State, 2/13

TOP 2008-09 CROWD: 15,035 vs. Indiana, 2/28

TOP 2007-08 CROWD: 11,159 vs. Michigan State, 2/2



THE LAST TIME:

BEAT at TOP 25 Team	1/19/12 vs. #22 Illinois (54-52)
BEAT at TOP 10 Team	2/1/09 @#9 Michigan State (72-68)
BEAT at TOP 5 Team	3/18/01 vs. #5 North Carolina (NCAA) (82-74)
BEAT a BIG TEN TEAM by 20+	1/5/12 vs. Purdue (65-45)
WON in OVERTIME	11/18/12 vs. Providence (PR Tip-Off) (55-52)
LOST in OVERTIME	1/2/4/10 @Wisconsin (79-71)
PLAYED DOUBLE OVERTIME	3/7/09 @Iowa (L, 75-67)
Came From 10+DOWN TO WIN	11/18/12 vs. Providence (55-52 OT)
WON NON-CON ROAD	11/30/11 @Boston College (62-54)
WON BIG TEN ROAD	3/6/11 @Minnesota (66-63)
LOST AT HOME	11/28/12 vs. Boston College (73-61)
LOST NON-CON HOME	11/28/12 vs. Boston College (73-61)
SCORED 100+	12/19/09 vs. Gardner-Webb (104)
ALLOWED 100+	12/3/06 vs. VMI (111)
SCORED 90+	12/19/09 vs. Gardner-Webb (104)
ALLOWED 90+	3/3/07 @Indiana (94)
SCORED 80+	1/8/12 vs. No. 12 Indiana (82)
SCORED 80+ IN BIG TEN	1/8/12 vs. No. 12 Indiana (82)
SCORED UNDER 50	1/31/12 vs. Wisconsin (46)
SCORED UNDER 40	3/11/11 @ BTT v. Wisconsin (36)
SCORED 60+ IN A HALF	12/19/09 vs. Gardner-Webb (60 2nd)
SCORED 50+ IN A HALF	12/19/09 vs. Gardner-Webb (60 2nd)
BENCH Scored 50+	12/7/05 vs. UMKC (50)
OPP SCORED 50 OR LESS	12/1/12 vs. PENN (47)
CONSECUTIVE OPP BELOW 50	2009 @ Temple (45) & UMBC (42)
OPP SCORED 40 OR LESS	3/11/11 @ BTT v. #13 Wisconsin (33)
CONSECUTIVE OPP BELOW 40	2007 vs. Princeton (38) & Denver (39)
OPP SCORED 10 OR LESS IN HALF	12/15/07 Denver (10)
OPP SHOT BELOW 30%	11/29/08 vs. Towson (29.4)
SHOT 60%+ FG	11/25/09 vs. Sacred Heart (63.8)
SHOT 60%+ FG IN BIG TEN	1/3/06 vs Northwestern (64.0)
SHOT 50%+ FG IN BIG TEN	2/25/12 vs. Nebraska (50.9)
OPP SHOT 60%+	1/11/09 @Minnesota (62.5)
SHOT 70% IN HALF	12/30/06 vs. VMI (70.3, 26-37)
SHOT UNDER 30%	11/26/11 @ St. Joe's (19-71; 26.8%)
SHOT 70%+ FROM 3PT	12/28/05 vs. St. Francis (75.0, 9-12)
SHOT 60%+ FROM 3PT	11/28/10 vs. Furman (12-19, 63.2%)
SHOT 50%+ FROM 3PT	11/23/11 vs. YSU (11-22, 50%)
SHOT 95%+ FROM FT	3/13/11 vs Ohio State (9-9, 100%)
SHOT 85%+ FROM FT	11/9/12 vs. St. Francis (28-32, 87.5%)
SHOT 50% OR LESS FT	11/23/11 vs. Bucknell (9-20, 45%)
50+ REBOUNDS	11/28/09 vs. UMBC (52)
45+ REBOUNDS	12/7/11 vs. Lafayette (47)
20+ OFFENSIVE REBS	12/7/11 vs. Lafayette (20)
20 OR LESS REBOUNDS	2/29/12 @ Purdue (17)
OPP LESS THAN 20 REBS	1/19/11 vs. Purdue (19)
15+ STEALS	11/12/11 vs. Hartford (15)
10+ STEALS	11/18/12 vs. Providence (11)
30+ ASSISTS	12/30/06 vs. VMI (36)
20+ ASSISTS	2/17/10 @ Northwestern (21)
5 OR LESS TURNOVERS	2/19/12 @ Wisconsin (5)
20 + TURNOVERS	12/10/11 @ Duquesne (23)
OPP 25+ TURNOVERS	11/12/11 vs. Hartford (26)
PLAYER 40+ POINTS	Jesse Arnelle (40) vs. Temple, 1/29/1955
PLAYER 35+ POINTS	Pete Lisicky (35) vs. Penn, 12/9/1995
PLAYER 30+ POINTS	Tim Frazier (30) at Nebraska, 1/11/12
3 PLAYERS 20+ POINTS	Claxton, Cornley, Hassell vs. VMI, 12/30/06
2 PLAYERS 20+ POINTS	Marshall & Newbill vs. BC, 11/28/12
6+ PLAYERS 10+ POINTS	12/19/09 vs. Gardner-Webb (6)
5+ PLAYERS 10+ POINTS	12/18/12 vs. Mt. St. Mary's (5)
10 PLAYERS 10+ MINUTES	12/19/09 vs. Gardner-Webb (10)
PLAYER 20+ REBOUNDS	A. Johnson (20) vs. Sacred Heart, 11/27/04
PLAYER 15+ REBOUNDS	G. Claxton (15) @Purdue, 2/18/06
PLAYER 10+ ASSISTS	Tim Frazier (11) vs. YSU, 11/23/11
PLAYER 5+ STEALS	Tim Frazier (5) vs. Indiana (B1G), 3/8/12
PLAYER 5+ BLOCKS	Jeff Brooks (5) vs. Lehigh, 11/12/10

FRAZIER SENIOR CLASS AWARD CANDIDATE: Tim Frazier was one of 30 Division I men's basketball players selected as candidates for the 2012-13 Senior CLASS Award presented to a senior student-athlete with notable achievements in four areas of excellence - community, classroom, character and competition. The award will be trimmed to 10 finalists midway through the season with the winner announced at the 2013 NCAA Final Four in Atlanta.

FRAZIER ON PACE FOR ASSIST RECORD/TOP 5 SCORING, ASSISTS & STEALS: After a Penn State season record 198 assists last year, Tim Frazier is on pace to finish his career among the top five in Nittany Lion history in scoring, assists and steals. He stands sixth all-time in assists (459), needing 142 to eclipse the career record of 600 set by Freddie Barnes in 1992. He ranks eighth in steals with 143 and stands 24th in scoring with 1,035 points.

FRAZIER'S BIG SUMMER: Tim Frazier had a big summer playing against the nation's top collegiate players as he was invited to attend the Deron Williams Skills Academy in June in Chicago and the LeBron James Skills Academy in Las Vegas in July. Both events were conducted by Nike. One of just two Big Ten guards and 16 top collegiate guards overall invited to attend the Williams camp, Frazier was a standout while competing amongst guards such as Missouri's Phil Pressey, Arkansas' BJ Young, Murray State's Isaiah Canaan and Michigan's Trey Burke. He excelled at the camp to earn an invitation the James Academy which featured 25 top collegiate players (guards, wings and posts) that advance from the earlier Williams, Kevin Durant and Amare Stoudemire Skills Academies as well as 80 high school players.

BIGGER, STRONGER, FASTER: Some highlights of Penn State's physical improvement under strength coach Brad Pantall:

TIM FRAZIER: Added 18 reps to his 185-pound bench press since arriving at Penn State and can now do 19, one shy of the 2012 NBA Combine best...improved his max bench press by more than 115 pounds to over 300 pounds entering his final season...posted a pro-lane agility time (10.0) and 3/4 court sprint time (3.09) better than the NBA combine bests...has added 30 pounds of muscle since arriving at Penn State.

JON GRAHAM: Added four inches to his vertical leap...added 11 reps to his 185-pound bench press to now be able to perform a team high 24, far above the 2012 NBA Combine best of 20...increased his max bench press from 215 to 325.

ROSS TRAVIS: In the past year, Travis has increased his bench press max from 245 to 310 and his reps on the 185-pound bench from 10 to 22. He increased his leg press max from 325 to 615 and added 2.5 inches to his vertical (31.5). He increased his weight from 203 to 220 while maintaining his body fat and can touch a team-best 16 inches above the rim.

NICK COLELLA: Added more than six inches to his vertical leap and improved his pro-lane agility time to 10.0, tying the Penn State team record and beating the 2012 NBA Combine best...improved his bench press by 75 pounds to over 300 pounds.

SASA BOROVNJAK: Cut his weight from 242 to 230 pounds and reduced his body fat by five percent...Improved his bench over 300 pounds while cutting one second off his pro-lane agility time.

RETURNING FOR 2012-13: Penn State returns 70 percent of its scoring, 60 percent of its rebounding and 78 percent of its assists for head coach Patrick Chambers' second season at the helm. Leading the way will be first-team All-Big Ten guard **Tim Frazier**, a preseason All-Big Ten selection and the conference's only returning first-team selection from last year. The senior leads four returners that started at least 16 games last year. Frazier had a spectacular campaign in 2011-12 leading the Big Ten in assists (6.2) and finishing second in scoring (18.8) and steals (2.4). He led the nation accounting for 58 percent of the Lions offense (scoring and assists) and was still able to set Penn State's season assist record logging 198. Junior guard **Jermaine Marshall** also had the best year of his career finishing second on the team in scoring (10.8) and leading the team with 43 threes (1.4 per game) while posting four 20-point games. Sophomore forward **Jon Graham** (3.9 ppg, 3.7 rpg) started 17 games last year and surged in late February, averaging 9.7 ppg and 6.3 rpg over a three-game Big Ten stretch. Sophomore forward **Ross Travis** (4.4, 4.2) started 16 games last year and saw a similar late season surge posting 7.2 points and 5.2 rebounds per game over the final five contests. Travis finished second to Frazier (4.7 rpg) on the team in rebounding. Also seeing significant playing time last year were junior forward **Sasa Borovnjak** and senior guard **Nick Colella**. Borovnjak (4.3, 3.1) played in 32 games while starting seven and led the team shooting 56.6 percent from the floor. Colella (2.7, 1.3), a former walk-on, played in 26 games and started six while seeing significant action in Big Ten play, making 16 threes in those games, and earning a scholarship.

CHAMBERS & THE POST-SEASON: Coach Patrick Chambers missed having a team play in the post-season for the first time in his collegiate coaching career last season and has been a part of the post-season in seven of his eight seasons as a collegiate coach. In his previous five seasons as a member of the Villanova coaching staff and two as head coach at Boston University, all of his teams reached post-season play including six NCAA Tournament appearances and one CBI appearance. Chambers has been a part of 17 NCAA Tournament games, helping Villanova advance to the tournament every year and make four NCAA Sweet 16 appearances and reach the 2009 NCAA Final Four. In his first season at BU, he guided the Terriers to their first post-season win since 1959 with a victory in the CBI and the following year led BU to its first NCAA Tournament appearance since 2002.



117 YEARS OF HOOPS: Penn State embarked on its 117th season of playing basketball in the 2012-13 campaign, having begun play in 1897 with a pair of contests vs. Bucknell, which returns to the schedule this year for the first time since 2006. Penn State has made 12 post-season appearances in the last 24 years (4 NCAA, 8 NIT) and a total of 19 (9 NCAA, 10 NIT) overall. Since 2009, Penn State has won the program's first national tournament title (2009 NIT), made the program's first appearance in the Big Ten Tournament Championship game (2011) and played in the NCAA Tournament (2011).

STAFF TIES: Patrick Chambers began forming his first Penn State coaching staff by naming his former Episcopal Academy high school teammate Eugene Burroughs as associate head coach, the first of three assistants with strong ties to Philadelphia. Chambers and Burroughs both played for legendary coach Dan Dougherty in Philadelphia in the late 80's early 90's. Burroughs previously had worked as associate head coach at Navy. Former Villanova assistant Keith Urgo also joined the staff as an assistant. The pair worked together on Villanova's 2009 NCAA Final Four staff and Urgo worked under Jay Wright for four seasons. Brian Daly followed Chambers from Boston University where he was associate head coach under Chambers. Daly is a former Philadelphia high school standout and player at Saint Joseph's and was a highly successful high school coach at his alma mater, Monsignor Bonner HS in Philadelphia.

GET ON THE FLOOR: Patrick Chambers places an emphasis on "dives" during a basketball game and has his staff chart them with a goal of achieving at least 14 "dives" per game. Chambers has established an "Attitude Club" in which players attempt to record enough hustle points during practices and games to become a member. Penn State charts "Attitude Points" during every practice and game and announces winners at the end of every practice. Modeled after similar programs used by longtime NBA coach Pat Riley and Chambers' mentor, Villanova's Jay Wright, the club charts hustle plays, extra passes, charges drawn, dives on the floor, screen assists, shot contests, tap backs, deflections, etc.

**LIONS SIGN FOUR IN EARLY PERIOD
CHAMBERS FIRST FULL RECRUITING CYLCE**

PAYTON BANKS • 6-6 • ORANGE, CALIF.: Three-star recruit (Scout.com/247 Sports)...15.6 ppg, 6.9 rpg, 4.4 apg, 1.4 spg in junior year at Orange Lutheran HS... first team All-CIF Southern Section Division IA...versatile combo guard.

JULIAN MOORE • 6-10 • PHILADELPHIA, PA.: three-star recruit, sixth best in Pennsylvania (ESPN.com)...11 ppg, 14 rpg in junior season at Germantown Academy...a late bloomer...was 6-7 1 1/2 years ago...runs the floor/perimeter skills

GENO THORPE • 6-3 • PITTSBURGH, PA.: consensus three-star recruit... Pennsylvania Class AAAA first-team...21.5 ppg, 3.2 rpg, 2.6 apg in junior season at Shaler HS...offers from Wisconsin, Pitt, Kansas State, Seton Hall and Rutgers.

GRAHAM WOODWARD • 6-0 • EDINA, MINN.: three-star recruit (Rivals/247 Sports)...point guard...20.5 ppg in junior season at Edina HS...All-Metro second team by Minneapolis Star...offers from Washington St., Gonzaga, Xavier and Drake.

**PENN STATE GREAT TITUS IVORY SUFFERS STROKE;
IN MIDST OF 6-12 MONTH RECOVERY:**

One of the most beloved players in Penn State history and the emotional leader of Penn State's 2001 NCAA Sweet 16 team, Titus Ivory, suffered a stroke on Oct. 11, 2012 while on a football field supervising workouts with the members of his Hickory Grove Christian High School (Charlotte, N.C.) team. A blood clot in his left common carotid artery, put Ivory in the ICU for three days waiting minute by minute as his family and friends stood nearby awaiting a miracle to happen. His inoperable blood clot remained dormant. With the help of a tremendous medical team and a touch of grace, Titus was given a second chance. Titus is back on his feet, but the father of three, with the help of his wife (Nikki), now begins a 6-12 month journey on the road to recovery. His current mission in helping at risk youth simply exemplifies Titus's mission to share his blessings with those less fortunate.

His family, friends and former teammates have created a crowd sourcing website to help raise funds to support the Ivory family during this time with a goal of raising \$50,000 so that the Ivory family can focus on recovery and not on the medical bills or the financial stress that we have all faced. Donations to Team Titus can be made at:

WWW.GOFUNDME.COM/1GRNAC

PENN STATE RECORD WHEN:

	UNDER CHAMBERS	12-13	Last 6 Yrs
At Home	12-8	3-1	63-29
Non-Con at Home	9-3	3-1	
Road	1-11		15-40
Neutral	2-4	1-2	10-15
vs. Ranked	1-11	0-1	10-33
Decided by 3 points or less	3-2	2-0	16-15
Decided by 4-10 points	5-6	1-0	32-26
Decided by 11-19 points	5-10	1-2	26-28
Decided by 20+ points	2-5	0-1	14-15
Overtime/Double OT (0-1)	1-0	1-0	4-2
Leading at HALF	9-4	2-1	65-12
Tied at HALF	2-0		8-6
Trailing at HALF	4-19	2-2	15-65
Leading with 5:00 TO PLAY	13-2	3-0	73-10
Tied with 5:00 TO PLAY	-		0-1
Trailing with 5:00 TO PLAY	2-21	1-3	13-72
PSU SHOOTS 45%+	4-4		48-19
PSU SHOOTS Less Than 45%	11-19	4-3	40-66
PSU SHOOTS better than OPP	11-4	2-0	68-11
OPP SHOOTS 45%+	0-14	1-2	19-59
OPP SHOOTS Less Than 45%	14-8	3-1	58-22
PSU SHOOTS 40%+ FROM 3PT	5-2		35-15
PSU OUT-REBOUNDS Opp	12-9	3-0	65-33
OPP OUT-REBOUNDS or EVEN	3-14	1-3	23-51
PSU FREE THROW% 70%+	7-9	2-1	36-36
PSU Has MORE FT ATTS	8-3	2-0	73-22
OPP Has MORE OR = FT ATTS	6-21	2-4	15-63
PSU Has 15 OR FEWER TOs	13-21	2-3	82-74
PSU Has LESS TOs THAN OPP	12-11	3-1	44-33
PSU SCORES 70+	5-2		36-9
PSU SCORES 69 OR LESS	10-21	4-3	51-75
OPP SCORES 70+	1-16	0-3	10-49
OPP SCORES 69 OR LESS	11-6	4-0	71-32
OPP SCORES 59 OR LESS	11-1	4-0	47-3
OPP SCORES 49 OR LESS	5-0	1-0	18-1
In NOVEMBER	8-5	3-3	28-12
In DECEMBER	3-4	1-0	20-12
In JANUARY	2-7		12-28
In FEBRUARY	2-5		15-21
In MARCH	0-2		12-12
In APRIL	-		1-0
In TOURNAMENTS	2-4	1-2	14-12
ON TELEVISION	7-18	0-2	66-72
vs. BIG TEN	4-14		37-60
vs. ACC	1-2	0-2	
vs. A-10	0-2		
vs. AMERICAN EAST	1-0		
vs. BIG EAST	2-0	1-0	
vs. BIG SOUTH	1-0		
vs. BIG 12	-		
vs. COLONIAL	-		
vs. CONFERENCE USA	-		
vs. HORIZON	1-0		
vs. IVY LEAGUE	2-0	1-0	
vs. MID AMERICAN	0-1	0-1	
vs. METRO ATLANTIC	-		
vs. MCC	-		
vs. MID EASTERN ATHLETIC	-		
vs. MOUNTAIN WEST	-		
vs. NEC	2-0	1-0	
vs. OHIO VALLEY	-		
vs. PATRIOT	1-1	1-0	
vs. SEC	0-2		
vs. SOUTHLAND	-		
vs. SOUTHERN	-		
vs. SUN BELT	-		



21st BIG TEN SEASON

Penn State will open its 21st season of Big Ten Conference play with a road games at Wisconsin (Jan. 3). It marks the fourth straight season Penn State will open the Big Ten with a road game. Penn State posted a 4-12 mark during the Big Ten regular season in 2011-12 to finish in a tie for 11th place. Penn State has posted a .500 or better record in Big Ten play five times. Penn State has finished fourth in the Big Ten regular season twice in the last four seasons. Penn State's best Big Ten finish came in 1996 as the Lions went 12-6 to finish second in the conference.

IN THE BIG TEN STAT RANKINGS

INDIVIDUAL (Dec. 3)

SCORING: **OVERALL** **Big Ten**

D.J. Newbill 10th, 14.7
Jermaine Marshall 12th, 14.4

REBOUNDING:

Ross Travis 1st, 7.7

ASSISTS

D.J. Newbill 12th, 3.4

FREE THROW %:

-

BLOCKED SHOTS:

Jon Graham 7th, 1.6

STEALS:

Jermaine Marshall 4th, 2.0
D.J. Newbill 12th, 1.4

3-POINTERS MADE:

Jermaine Marshall 11th, 1.9

ASSIST TO TURNOVER:

-

OFFENSIVE REBOUNDS:

Ross Travis 1st, 3.4
Jon Graham 12th, 2.3

DEFENSIVE REBOUNDS:

Jermaine Marshall 12th, 4.3
Ross Travis 12th, 4.3

MINUTES PLAYED:

D.J. Newbill 3rd, 35.0
Jermaine Marshall 6th, 34.0

TEAM RANKINGS

SCORING OFFENSE: 12th, 59.1

SCORING DEFENSE: 12th, 63.4

FREE THROW %: 7th, 69.9

FIELD GOAL %: 12th, 36.5

FIELD GOAL% DEFENSE: 12th, 43.7

3-POINT FG % : 11th, 25.0

3-POINT FG % DEFENSE: 12th, 36.8

REBOUNDING OFFENSE: 11th, 34.9

REBOUNDING DEFENSE: 7th, 32.4

REBOUNDING MARGIN: 11th, +2.4

ASSISTS: 12th, 7.6

BLOCKED SHOTS: 11th, 2.9

STEALS: 6th, 7.1

TURNOVER MARGIN: 7th, +1.1

ASSIST TO TURNOVER: 12th, 0.6

OFFENSIVE REBOUNDS: 5th, 13.0

OFFENSIVE REBOUND %: 8th, 34.6

DEFENSIVE REBOUNDS: 12th, 21.9

DEFENSIVE REBOUNDS %: 5th, 73.6

3-POINT FG MADE: 8th, 5.0

GREAT GRAD RATE

Coach Patrick Chambers' Nittany Lions ranked second in the Big Ten with a Graduation Success Rate (GSR) of 92 percent, 24 percent higher than the national average (68%), according to statistical information released by the National Collegiate Athletic Association (NCAA). The NCAA's annual study of institutions nationwide revealed that Penn State student-athletes at the University Park campus earned a GSR of 88 percent compared to the 80 percent average for all Division I institutions for students entering from 2002-03 through 2005-06. The 88 percent figure was third to Northwestern (97) and Illinois (89) among Big Ten Conference institutions. Penn State basketball's NCAA four-year Academic Progress Rate (APR) score of 995 through 2009-10 tied for the best among men's basketball teams in the Big Ten and was well above the national average of 945. Penn State and Michigan State tied for the Big Ten's highest APR figure, marking the fourth consecutive year the Nittany Lions ranked among the top three in the Big Ten. The four-year federal graduation rate average for University Park student-athletes was 78 percent, second to Northwestern (88) among Big Ten schools, and significantly above the 64 percent Division I average.

CHAMBERS LEADS COACHES VS CANCER:

Patrick Chambers immediately embraced the mantle of leadership of Coaches vs. Cancer-Penn State, now embarking on its 18th year, when he took over the Nittany Lion program.

- CVC-Penn State has raised nearly \$2 million in the last 17 years to fight cancer and help support those affected by the disease.

- The organization raised over \$200,000 for the third-straight year in 2011-12 and has raised more than \$175,000 each of the last six years ranking it among the top 10 CVC organizations in the nation.

- CVC-Penn State has grown from an annual golf tournament started in the summer of 1996 to a year-round schedule of seven events, which includes the the Coaches Vs. Cancer Celebrity Golf Tournament, CVC Reverse Car Drawing, CVC "Band Together" Day, Spikes Fest, CVC 5k Fun Run/Walk and State College Brew Expo.

- CVC-Penn State keeps a portion of the money raised in the Centre Region to provide direct assistance through the Bob Perks Fund (BPF). CVC has donated more than \$35,000 to BPF each of the last four years and more than \$190,000 total. Funds are also donated directly to the American Cancer Society.

PENN STATE RADIO NETWORK

In his 31st season, Steve Jones handles the play-by-play for Nittany Lion basketball and is joined by nationally respected Philadelphia Daily News sports-writer Dick Jerardi. Broadcasts begin 30 minutes prior to tipoff with the "Patrick Chambers Pregame Show." Game telecasts as well as "The Nittany Lion Hotline" call-in show, which airs each Thursday during basketball season, can both also be heard via GoPSUsports.com

WEAB (790 AM)	Allentown/Bethlehem/Easton
WVAM (1430 AM)	Altoona
WILK (103.1 FM)	Avoca
WAYC (1600 AM)	Bedford
WISR (680 AM)	Butler**
WCPA (900 AM)	Clearfield
WZDB (95.9 FM)	DuBois/Sykesville
WPSE (1450 AM)	Erie
WFRA (1450 AM)	Franklin
WGET (1320 AM)	Gettysburg
WHVR (1280 AM)	Hanover**
WTPA (92.1 FM)	Harrisburg
ESPN RADIO (1400 AM)	Harrisburg
ESPN RADIO (95.3 FM)	Harrisburg
WKZN (1300 AM)	Hazleton
WLAK (103.5 FM)	Huntingdon
WLPA (1490 AM)	Lancaster
WNPV (1440 AM)	Lansdale
WLBK (1270 AM)	Lebanon
WMRF (95.7 FM)	Lewiston
WMGW (1490 AM)	Meadville
WJST (1280 AM)	New Castle/Sharon**
WVNJ (1160 AM)	New York Metro**
WBYB (96.7 FM)	Olean, NY
WNTP (990 AM)	Philadelphia
WFIL (560 AM)	Philadelphia
KQV (1410 AM)	Pittsburgh
WPPA (1360 AM)	Pottsville
WRWA (1340 AM)	Reading
WBZU (910 AM)	Scranton
WBYB (95.3 FM)	Smethport
WQWK (1450 AM)	State College
WKOK (1070 AM)	Sunbury
WTIV (1230 AM)	Titusville
WTZN (1310 AM)	Troy
WTRN (1304 AM)	Tyrone
WTRN (100.7 FM)	Tyrone
WNBT (104.5 FM)	Wellsboro
WNBQ (92.3 FM)	Wellsboro/Mansfield
WILK (980 AM)	Wilkes-Barre
WRAC (1400 AM)	Williamsport
WRKK (1200 AM)	Williamsport/Hughesville
WGLD (1440 AM)	York/Red Lion
WJST (1280 AM)	Youngstown, Ohio

** Carries only partial schedule

LIONS PLAYING PROFESSIONALLY: All four senior starters from Penn State's 2011 NCAA Tournament team are currently playing professionally in Europe or South America. Penn State currently has 13 former players active in pro leagues around the world, nine of which have graduated in the last five years.

Nittany Lions Currently Playing Professionally

Player (year graduated or left PSU)	Team	Country	League
Cammeron Woodyard (2012)	Basquetbol Ancud	Chile	Chile-Liga Nacional
Talor Battle (2011)	Upea Capo D'Orlando	Italy	Italian Lega 2
Jeff Brooks (2011)	Mapooro Cantu	Italy	Italian Serie A
David Jackson (2011)	Thor Thorl	Iceland	Iceland-Dominos
Andrew Jones (2011)	Ilysiakos Athens	Greece	Greece-A1
Jamelle Cornley (2009)	Rain or Shine	Philippines	Philippines-PBA
Stanley Pringle (2009)	Indonesia Warriors	Indonesia	Indonesia-NBL
Brandon Hassell (2008)	Summerside Storm	Canada	Canada-NBL
Joonas Suotamo (2008)	Espoo Basket	Finland	Finland-1st Division
David "Mooch" Jackson (2007)	GEGR Indalo	Argentina	Argentina-LigaA
Jan Jagla (2004)	FC Bayern Muenchen	Germany	Germany-1.Bundesliga
Tyler Smith (2002)	Tohigi Brex	Japan	Japan-JBL
Joe Crispin (2001)	Unsigned Free Agent		



HIGHS & LOWS UNDER CHAMBERS

PENN STATE

	TEAM GAME HIGHS		TEAM GAME LOWS		INDIVIDUAL GAME HIGHS	
POINTS	82	INDIANA (1/8/12)	46	WISCONSIN (1/31/12)	30	Frazier, Tim at Nebraska (1/11/12)
FIELD GOALS MADE	27	3X, last vs INDIANA (1/8/12)	17	3X, last vs. St. Francis (11/9/12)	10	3X, Marshall, Jermaine vs MICHIGAN (3/4/12)
FIELD GOAL ATTEMPTS	71	at Saint Joseph's (11/26/11)	42	vs. PENN (12/1/12)	24	Frazier, Tim vs Indiana (B1G) (3/8/12)
FIELD GOAL %	.565 (26-46)	YOUNGSTOWN ST. (11/23/11)	.268 (19-71)	at Saint Joseph's (11/26/11)	1.000 (7-7)	Borovnjak, Sasa vs MISSISSIPPI (12/4/11)
3 PT FG MADE	11	YOUNGSTOWN ST. (11/23/11)	2	WISCONSIN (1/31/12)	7	Oliver, Billy vs PURDUE (1/5/12)
3 PT FG ATTEMPTS	29	at Iowa (2/4/12)	10	2X, last WISCONSIN (1/31/12)	11	2X, Colella, Nick vs NEBRASKA (2/11/12)
3 PT FG %	.500 (11-22)	YOUNGSTOWN ST. (11/23/11)	.125 (3-24)	2X, last vs. St. Francis (11/9/12)	1.000 (3-3)	Woodyard, Cammeron vs CORNELL (12/21/11)
FT MADE	28	vs. St. Francis (11/9/12)	2	at Saint Joseph's (11/26/11)	.636 (7-11)	Oliver, Billy vs PURDUE (1/5/12)
FT ATTEMPTS	32	vs. St. Francis (11/9/12)	7	2X, last at Iowa (2/4/12)	17	Frazier, Tim vs SAINT FRANCIS (11/9/12)
FT %	.875 (28-32)	vs. St. Francis (11/9/12)	.286 (2-7)	at Saint Joseph's (11/26/11)	1.000 (9-9)	Frazier, Tim at Nebraska (1/11/12)
REBOUNDS	47	LAFAYETTE (12/07/11)	17	at Purdue (2/29/12)	.944 (17-18)	Frazier, Tim vs. St. Francis (11/9/12)
ASSISTS	17	LONG ISLAND (11/16/11)	4	vs. N.C. State (11/15/12)	13	Travis, Ross vs. BOSTON COLL (11/28/12)
STEALS	15	HARTFORD (11/12/11)	1	at Indiana (1/22/12)	11	Frazier, Tim vs YOUNGSTOWN St. (11/23/11)
BLOCKED SHOTS	8	vs Indiana (B1G) (3/8/12)	0	2X, last at Purdue (2/29/12)	6	Frazier, Tim at Nebraska (1/11/12)
TURNOVERS	23	at Duquesne (12/10/11)	5	at Wisconsin (2/19/12)	3	4X, Jon Graham vs PENN (12/1/12)
FOULS	29	MINNESOTA (1/15/12)	11	YOUNGSTOWN ST. (11/23/11)	7	Frazier, Tim at Boston College (11-30-11)

OPPONENT

	TEAM GAME HIGHS		TEAM GAME LOWS		INDIVIDUAL GAME HIGHS	
POINTS	88	INDIANA (1/8/12)	43	MOUNT ST. MARY'S (12/18/11)	28	Jordan Hulls, INDIANA (1/8/12)
FIELD GOALS MADE	28	KENTUCKY (11/19/11)	14	SOUTH FLORIDA (11/20/11)	11	Hardaway, Jr., Tim at Michigan (12/29/11)
FIELD GOAL ATTEMPTS	61	YOUNGSTOWN St. (11/23/11)	38	MINNESOTA (1/15/12)	18	Hardaway, Jr., Tim at Michigan (12/29/11)
FIELD GOAL %	.595 (25-42)	MICHIGAN (3/4/12)	.319 (15-47)	PURDUE (1/5/12)	.875 (7-8)	Zeller, Cody at Indiana (1/22/12)
3 PT FG MADE	16	INDIANA (1/8/12)	3	MOUNT ST. MARY'S (12/18/11)	7	2X, Hulls, Jordan vs INDIANA (1/8/12)
3 PT FG ATTEMPTS	30	LAFAYETTE (12/07/11)	10	MINNESOTA (1/15/12)	12	ALLEN, Blake vs YOUNGSTOWN ST. (11/23/11)
3 PT FG %	.667 (16-24)	INDIANA (1/8/12)	.176 (3-17)	MOUNT ST. MARY'S (12/18/11)	1.000 (3-3)	2X, Teague, Marquis vs KENTUCKY (11/19/11)
FT MADE	33**	MINNESOTA (1/15/12)	5	RADFORD (11/14/11)	.777 (7-9)	Hulls, Jordan vs INDIANA (1/8/12)
FT ATTEMPTS	44	MINNESOTA (1/15/12)	8	RADFORD (11/14/11)	15	Hanlan, Olivier vs. BOSTON COLL (11/28/12)
FT %	1.000 (9-9)	YOUNGSTOWN ST. (11/23/11)	.563 (9-16)	HARTFORD (11/12/11)	1.000 (10-10)	Watford, Christian vs INDIANA(B1G)(3/8)
REBOUNDS	45	2X, last vs. Indiana (B1G) (3/8/12)	21	NEBRASKA (2/11/12)	13	Sullinger, Jared at Ohio State (1/25/12)
ASSISTS	21	at Purdue (2/29/12)	4	SOUTH FLORIDA (11/20/11)	9	Delaney, Rob vs LAFAYETTE (12/07/11)
STEALS	11	at Duquesne (12/10/11)	2	at Saint Joseph's (11/26/11)	5	Holloway, Murphy vs MISSISSIPPI (12/4/11)
BLOCKED SHOTS	12	at Saint Joseph's (11/26/11)	1	Providence (11/16/12)	5	Sampson III, Ralph vs MINNESOTA (1/15/12)
TURNOVERS	26	HARTFORD (11/12/11)	5	WISCONSIN (1/31/12)	6	Cancer, Galal vs CORNELL (12/21/11)
FOULS	29	CORNELL (12/21/11)	11	at Wisconsin (2/19/12)		



2012-13 SEASON HIGHS & LOWS

PENN STATE

	TEAM GAME HIGHS		TEAM GAME LOWS		INDIVIDUAL GAME HIGHS	
POINTS	65	ST FRANCIS (11/9/12)	55	2X, last vs. Providence (11/16/12)	25	Jermain Marshall vs. B.C. (11/28/12)
FIELD GOALS MADE	22	BUCKNELL (12/1/12)	17	ST FRANCIS (11/9/12)	8	2X, last Marshall vs. B.C. (11/28/12)
FIELD GOAL ATTEMPTS	60	vs. N.C. State (11/16/12)	45	PENN (12/1/12)	20	Tim Frazier vs. N.C. State (11/16/12)
FIELD GOAL %	.400	PENN (12/1/12)	.317 (19-60)	vs N.C. State (11/16/12)	.615 (8-13)	Jermaine Marshall vs. B.C. (11/28/12)
3 PT FG MADE	7	2X last BUCKNELL (12/1/12)	3	2X, last N.C. State (11/16/12)	4	Brandon Taylor vs. BUCKNELL (11/23/12)
3 PT FG ATTEMPTS	24	ST FRANCIS (11/9/12)	16	PENN (12/1/12)	12	Jermaine Marshall vs. Providence (11/16/12)
3 PT FG %	.368 (7-19)	BUCKNELL (11/23/12)	.125 (3-24)	ST FRANCIS (11/9/12)	.667 (2-3)	3X last D.J. Newbill vs. BUCKNELL (11/28/12)
FT MADE	28	vs. ST FRANCIS (11/9/12)	9	BUCKNELL (11/23/12)	17	Frazier, Tim vs SAINT FRANCIS (11/9/12)
FT ATTEMPTS	32	vs. St. Francis (11/9/12)	17	N.C. State (11/16/12)	18	Frazier, Tim vs SAINT FRANCIS (11/9/12)
FT %	.875 (28-32)	vs. St. Francis (11/9/12)	.450 (9-20)	BUCKNELL (11/23/12)	.944 (17-18)	Frazier, Tim vs. St. Francis (11/9/12)
REBOUNDS	38	2X last BUCKNELL (11/23/12)	29	Akron (11/18/12)	13	Travis, Ross vs. BOSTON COLL (11/28/12)
ASSISTS	10	vs. Providence (11/16/12)	4	N.C. State (11/16/12)	7	2X last D.J. Newbill vs. BUCKNELL (11/23/12)
STEALS	11	vs. Providence (11/16/12)	5	Akron (11/81/12)	4	3X D.J. Newbill vs. Penn (12/1/12)
BLOCKED SHOTS	5	vs. B.C. (11/28/12)	1	2X last Akron (11/18/12)	3	Jon Graham vs PENN (12/1/12)
TURNOVERS	17	ST FRANCIS (11/9/12)	8	BUCKNELL (11/23/12)	6	D.J. Newbill vs. Boston College (11/28/12)
FOULS	26	B.C. (11/28/12)	18	N.C. State (11/16/12)		

OPPONENT

	TEAM GAME HIGHS		TEAM GAME LOWS		INDIVIDUAL GAME HIGHS	
POINTS	85	vs. Akron (11/18/12)	47	PENN (12/1/12)	22	2X last Olivier Hanlan, Boston College (11/28/12)
FIELD GOALS MADE	27	vs. Akron (11/18/12)	15	Providence (11/16/12)	9	T.J. Warren, N.C. State (11/15/12)
FIELD GOAL ATTEMPTS	52	vs. N.C. State (11/16/12)	41	BUCKNELL (11/23/12)	17	LaDontae Henton, Providence (11/16/12)
FIELD GOAL %	.563 (27-48)	vs. Akron (11/18/12)	.333 (15-45)	Providence (11/16/12)	.750 (9-12)	T.J. Warren, N.C. State (11/16/12)
3 PT FG MADE	8	3X last B.C. (11/28/12)	5	3X last Providence (11/16/12)	4	Ollie Jackson, St. Francis (11/9/12)
3 PT FG ATTEMPTS	22	PENN (12/1/12)	16	3X last Akron (11/18/12)	10	LaDontae Henton, Providence (11/16/12)
3 PT FG %	.500 (8-16)	2X last Akron (11/18/12)	.227 (5-22)	PENN (12/1/12)	1.000 (3-3)	Rodney Purvis, N.C. State (11/16/12)
FT MADE	27	B.C. (11/28/12)	6	PENN (12/1/12)	15	Olivier Hanlan, Boston College (11/28/12)
FT ATTEMPTS	36	B.C. (11/28/12)	10	PENN (12/1/12)	19	Hanlan, Olivier vs. BOSTON COLL (11/28/12)
FT %	.800 (20-25)	BUCKNELL (11/23/12)	.600 (6-10)	PENN (12/1/12)	1.000 (4-4)	2X, Brian Walsh, Akron (11/18/12)
REBOUNDS	38	B.C. (11/28/12)	22	ST FRANCIS (11/9/12)	12	Mike Muscala, Bucknell (11/23/12)
ASSISTS	14	Akron (11/18/12)	6	Providence (11/16/12)	4	3X, last Olivier Hanlan, B.C. (11/28/12)
STEALS	8	3X last B.C. (11/28/12)	3	BUCKNELL (11/23/12)	3	4X, last Jamal Lewis, Penn (12/1/12)
BLOCKED SHOTS	9	Akron (11/18/12)	1	3X last Providence (11/16/12)	6	Zeke Marshall, Akron (11/18/12)
TURNOVERS	21	Providence (11/16/12)	10	Akron (11/18/12)	7	Josh Fortune, Providence (11/16/12)
FOULS	26	PENN (12/1/12)	17	N.C. State (11/16/12)		

**Big Ten opponent record



2012-13 PENN STATE RESULTS

DATE	RANK	RANK	W/L	SCORE	RECORD	PSU HIGH SCORER	OPP HIGH SCORER	HIGH REBS	HIGH ASST	ATTENDANCE
11/9	ST. FRANCIS		W	65-68	1-0	Frazier (23)	Jackson (19)	Travis (10)	Frazier (6)	7,329
11/15	vs. N.C. State	6	L	72-55	1-1	Frazier (23)	Warren (22)	Graham (10)	Frazier (2)	4,224
11/16	vs. Providence		W	55-52OT2-1		Frazier (19)	Batts (17)	Frazier (9)	Frazier (7)	4,224
11/18	vs. Akron		L	80-65	2-2	Newbill (20)	Marshall (17)	Travis (10)	Newbill (5)	4,224
11/23	BUCKNELL		W	60-57	3-2	Marshall (17)	Johnson (18)	Travis (8)	Newbill (7)	7,713
11/28	BOSTON COLLEGE		L	73-61	3-3	Marshall (25)	Hanlan (22)	Travis (13)	Newbill (3)	6,889
12/1	PENN		W	58-47	4-3	Marshall (18)	Hicks (10)	Travis (8)	Newbill (5)	

DOUBLE-FIGURES

POINTS	12-13	CAREER	CONSECUTIVE
Frazier	3	43	-
Marshall	5	26	3
Newbill	6	19	4
Travis	1	6	-
Taylor	3	3	1
Borovnjak	-	2	-
Colella	-	2	-
Graham	-	2	-
REBOUNDS	12-13	CAREER	
Newbill	-	6	-
Frazier	-	3	-
Graham	1	2	-
Travis	2	2	-
ASSISTS	12-13	CAREER	
Frazier	-	3	-

DOUBLE-DOUBLES

	12-13	CAREER	CONSECUTIVE
Frazier	-	5	-
Last: 23 pts, 10 rebs. vs. NEBRASKA (2/11/12)			
Newbill	-	6	-
Last: 15 pts, 16 rebs vs. UTEP (2/16/11)**			
Travis	1	1	-
Last: 11 pts, 10 rebs vs. Akron (11/18/12)			

20-POINT GAMES

	12-13	CAREER	CONSECUTIVE
Frazier	2	20	-
Last: 23 pts. vs. N.C. State (11/15/12)			
Marshall	1	5	-
Last: 25 pts vs. BOSTON COLLEGE (11/28/12)			
Newbill	2	2	-
Last: 22 pts vs. BOSTON COLLEGE (11/28/12)			

30-POINT GAMES

	12-13	CAREER	CONSECUTIVE
Frazier	-	1	-
Last: 30 pts at Nebraska (1/11/12)			

2012-13 RECORD

	OVERALL	HOME	AWAY	NEUTRAL
ALL GAMES	4-3	3-1		1-2
CONFERENCE	-			
NON-CON	4-3	3-1		1-2
TOURNAMENT	1-2			1-2

SCORE BY PERIODS

	1ST	2ND	OT	2OT	TOTAL
PENN STATE	173	229	12		414
OPPONENTS	178	257	9		444

MARGINS OF VICTORY

1	2	3	4	5	6	7	8	9	10	11	12	13	14	15+
	2				1					1				

LARGEST: 11 vs. Penn (12/1/12)

MARGINS OF DEFEAT

1	2	3	4	5	6	7	8	9	10	11	12	13	14	15+
												1		2

LARGEST: 25 vs. Akron (11/18/12)

LARGEST NON-CON LEAD: 13 (2nd) vs. Penn

LARGEST NON-CON DEFICIT: 28 (2nd) vs. Akron

LARGEST BIG TEN LEAD: -

LARGEST BIG TEN DEFICIT: -

LARGEST DEFICIT OVERCOME TO WIN: 10 (2nd) vs. Providence

LARGEST BIG TEN DEFICIT OVERCOME TO WIN: -

2012-13 ATTENDANCE

	G	TOTAL	HIGH	AVERAGE
HOME	4	29,017	7,329	7,254
NEUTRAL	3	12,672	4,224	4,224
TOTAL	7	41,689	7,329	5,956

LED PENN STATE IN:

POINTS	11-12	12-13	CAREER
Frazier	25	3	31
Marshall	3	3	6
Newbill		1	1
REBOUNDS	11-12	12-13	CAREER
Frazier	7	1	16
Travis	8	5	13
Marshall	7		7
Graham	7	1	7
Borovnjak	2		2
ASSISTS	11-12	12-13	CAREER
Frazier	32	3	70
Newbill		4	4
Marshall	2		2
Travis	2		2
Borovnjak	1		1
Colella	1		1
STEALS	11-12	12-13	CAREER
Frazier	21	3	48
Marshall	7	2	14
Travis	5		5
Colella	2	1	3
Graham	3		3
Borovnjak	2		2
Newbill		2	2
BLOCKS	11-12	12-13	CAREER
Graham	10	5	15
Marshall	8	1	9
Frazier	4		7
Borovnjak	5	1	6
Travis	3		3
Taylor		1	1
Colella	1		1



2012-13 GAME-BY-GAME STATISTICS

OPPONENT	DATE	TOTAL		3-POINT				REBOUNDS					PF	ASST	TO	BLK	STL	POINTS
		SCORE	W/L	FG-FGA	PCT	FG-FGA	PCT	FT-FTA	PCT	OFF-DEF	TOTAL							
PENN STATE	11/9	65	W	17-47	.362	3-24	.125	28-32	.875	13-25	38	23	8	17	3	6	65	
ST. FRANCIS		58		21-45	.467	7-19	.368	9-14	.643	2-20	22	23	8	16	1	4	58	
PENN STATE	11/15	55	L	19-60	.317	3-19	.158	14-17	.824	14-22	36	18	4	13	1	8	55	
vs. N.C. State		72		26-52	.500	8-16	.500	12-18	.667	7-29	36	16	12	14	1	8	72	
PENN STATE	11/16	55	W	20-53	.377	4-21	.190	11-19	.579	16-19	35	21	10	16	3	11	55	
vs. Providence		52		15-45	.333	5-16	.313	17-24	.708	14-21	35	19	6	21	1	8	52	
PENN STATE	11/18	60	L	20-55	.364	7-21	.333	13-20	.650	15-14	29	24	8	13	1	5	60	
vs. Akron		85		27-48	.563	8-16	.500	23-31	.742	10-25	35	21	14	10	9	7	85	
PENN STATE	11/23	60	W	22-57	.386	7-19	.368	9-20	.450	14-24	38	19	9	8	3	8	60	
BUCKNELL		57		16-41	.390	5-18	.278	20-25	.800	3-28	31	19	7	13	5	3	57	
PENN STATE	11/28	61	L	19-53	.358	6-20	.300	17-25	.680	9-24	33	26	6	13	5	6	61	
BOSTON COLLEGE		73		19-45	.422	8-18	.444	27-36	.750	8-30	38	22	13	12	3	8	73	
PENN STATE	12/1	58	W	18-42	.429	5-15	.333	17-23	.739	9-25	34	19	9	11	4	6	58	
PENN		47		18-51	.353	5-23	.217	6-10	.600	12-18	30	26	12	16	2	4	47	



#1 • AKOSA MADUEGBUNAM

Fr. • GUARD • 6-1 • 200
 BOSTON, MASS. • CHARLESTOWN HS/WINCHENDON SCHOOL
 UNDECIDED



NOTABLE/CAREER HIGHLIGHTS

- Name pronounced: ugh-COE-sa MAD-a-WAY-boo-nam
- Owns a team-best 35-inch vertical
- Parents immigrated to the United States from Nigeria in 1987
- O

2012-13 SEASON HIGHLIGHTS

- Saw the first action of his career with six minutes vs. Akron in the Puerto Rico Tip-Off.

CAREER HIGHS

POINTS:	-
REBOUNDS:	-
ASSISTS:	-
STEALS:	-
BLOCKS:	-
MINUTES:	6
FIELD GOALS:	-
FG ATTEMPTS:	1
FG PERCENTAGE:	-
3-POINTERS:	-
3PT ATTEMPTS:	1
3PT PERCENTAGE:	-
FREE THROWS:	-
FT ATTEMPTS:	-
FT PERCENTAGE:	-

PERSONAL FILE

BIRTHDAY: Nov. 29, 1992
FAMILY: Gina (mother), Judy (sister),
 Duby (brother), Ofili (father) passed
 away in 2002

2012-13 GAME-BY-GAME

OPPONENT	DATE	GS	MIN	TOTAL		3-POINT		FREE THROWS		REBOUNDS		PF	A	TO	BLK	STL	PTS
				FG-FGA	PCT	FG-FGA	PCT	FT-FTA	PCT	O-D	TOTAL						
ST. FRANCIS	11/9		DNP														
vs. N.C. State	11/15		DNP														
vs. Providence	11/16		DNP														
vs. Akron	11/18	6	0-0	.000	0-0	.000	0-0	.000	0-0	0	0	0	0	0	0	0	0
BC	11/28	1	0-1	.000	0-1	.000	0-0	.000	0-0	0	0	0	0	0	0	0	0
PENN	12/1	5	0-0	.000	0-0	.000	0-0	.000	0-0	0	0	0	0	0	0	0	0

CAREER STATISTICS

Season	gp-gs	min/avg	Total		3-Point		F-Throws		Rebounds				Scoring							
			fg-fga	pct	fg-fga	pct	ft-fta	pct	off	def	tot	avg	pf	fo	ast	to	blk	stl	pts	avg
2012-13	3-0	12/4.0	0-1	.000	0-1	.000	0-0	.000	0	0	0	0.0	0	0	0	0	0	0	0	0.0
TOTAL	3-0	12/4.0	0-1	.000	0-1	.000	0-0	.000	0	0	0	0.0	0	0	0	0	0	0	0	0.0



#2 • D.J. NEWBILL

RS-So. • GUARD • 6-4 • 205

PHILADELPHIA, PA. • STRAWBERRY MANSION HS • SOUTHERN MISSISSIPPI UNDECIDED



NOTABLE/CAREER HIGHLIGHTS

- Logged first career 20-point game (20) in a loss to Arkon in the Puerto Rico Tip-Off.
- Sat out last season after transferring from Southern Mississippi. Cut weight from 225 to 205 for 2012-13 season.
- A 2011 Conference USA All-Freshman Team selection at Southern Miss.
- Started all 32 games as a freshman at Southern Miss, ranked

third on the team in scoring (9.2) and second in rebounding (6.2) on team that went 22-10. Shot 53.5%, recorded six double-doubles and led team in rebounding 11 times.

■ Posted 15 points and 16 rebounds in win over UTEP.

■ --
■ --
■ --

2012-13 SEASON HIGHLIGHTS

■ Hit 9-of-10 at the foul line for 16 points and added seven rebounds in his Penn State debut, a 65-58 victory over St. Francis (11/9/12)

■ Was 6-of-12 from the floor for 13 points in a loss to No. 6 NC State.

■ Scored a career high 20 points and led Penn State with 5 assists while adding six boards while running the point for most of the game in place of an injured Tim Frazier in the Lions loss to Akron in Puerto Rico.

■ Made his first start at point guard vs. Bucknell and posted a career high seven assists to go with 10 points and seven rebounds in 37 minutes.

■ Scored a career-high 22 points on 2-of-3 from three and 8-of-11 from the foul line in a loss to Boston College.

■ --
■ --
■ --
■ --
■ --
■ --
■ --

CAREER HIGHS

POINTS:	22
	vs. BC (11/28/12)
REBOUNDS:	16
	vs. UTEP (2/16/11)*
ASSISTS:	7
	vs. Bucknell (11/23/12)
STEALS:	4
	vs. Penn (12/1/12)
BLOCKS:	2
	vs. St. Louis (12/23/10)*
MINUTES:	40
	at Memphis (2/12/11)*
FIELD GOALS:	8
	vs. Akron (11/18/12)
FG ATTEMPTS:	18
	vs. Bucknell (11/23/12)
FG PERCENTAGE:	.875 (7-8)
	vs. UCF (1/15/11)*
3-POINTERS:	2, 2X
	last vs. BC (11/28/12)
3PT ATTEMPTS:	7
	vs. St. Francis (11/9/12)
3PT PERCENTAGE:	1.000 (2-2)
	vs. Spring Hill (11/27/10)*
FREE THROWS:	9
	vs. St. Francis (11/9/12)
FT ATTEMPTS:	11
	vs. BC (11/28/12)
FT PERCENTAGE:	1.000 (5-5)
	vs. Alcorn State (12/1/10)

* At Southern Mississippi

PERSONAL FILE

BIRTHDAY: May 22, 1992
FAMILY: Towanda Roach (mother), passed away Sept. 15, 2012; Dominic (brother), Dante (brother), Diamond (sister)

2012-13 GAME-BY-GAME

OPPONENT	DATE	GS	TOTAL			3-POINT		FREE THROWS		REBOUNDS		PF	A	TO	BLK	STL	PTS
			FG	FGA	PCT	FG	FGA	PCT	FT	FTA	PCT						
ST. FRANCIS	11/9	*	35	3-10	.300	1-7	.142	9-10	.900	2-5	7	2	1	4	0	1	16
vs. N.C. State	11/15	*	36	6-12	.500	1-3	.333	0-1	.000	2-1	3	3	1	5	0	2	13
vs. Providence	11/16	*	35	3-5	.600	0-1	.000	3-3	1.000	2-4	6	3	3	4	0	0	9
vs. Akron	11/18	*	34	8-17	.470	1-3	.333	3-7	.428	3-3	6	4	5	3	0	2	20
BUCKNELL	11/23	*	37	5-18	.278	0-2	.000	0-4	.000	2-5	7	1	7	4	1	0	10
BC	11/28	*	36	6-13	.462	2-3	.667	8-11	.727	0-5	5	5	3	6	0	1	22
PENN	12/1	*	31	5-10	.500	0-1	.000	3-5	.600	1-4	4	3	4	2	0	4	13

CAREER STATISTICS

SEASON	GP	GS	MIN	AVG	TOTAL			3-POINT			REBOUNDS			OFF	DEF	TOTAL	AVG	PF	FO	A	TO	BLK	STL	PTS	AVG	
					FG	FGA	PCT	FG	FGA	PCT	FT	FTA	PCT													
2010-11 (S. Miss)	32	32	977	30.5	100	187	.535	6	14	.429	87	126	.690	97	102	199	6.2	89	2	52	60	3	24	293	9.2	
2011-12	REDSHIRT																									
2012-13	7	7	245	35.0	36	85	.424	5	20	.250	26	41	.634	12	27	39	5.6	21	1	24	28	1	10	103	14.7	
TOTAL	39	39	1222	31.5	136	272	.500	12	33	.363	113	167	.676	109	129	237	6.2	110	3	76	88	3	34	396	10.1	



#5 • DONOVON JACK

Fr. • FORWARD • 6-9 • 205
 READING, PA. • BERKS CATHOLIC
 UNDECIDED



NOTABLE/CAREER HIGHLIGHTS

---	---
---	---
---	---
---	---
---	---
---	---

2012-13 SEASON HIGHLIGHTS

-

CAREER HIGHS

POINTS:	-
REBOUNDS:	1
	vs. N.C. State (11/15/12)
ASSISTS:	-
STEALS:	1
	vs. N.C. State (11/15/12)
BLOCKS:	-
MINUTES:	6
	vs. N.C. State (11/15/12)
FIELD GOALS:	-
FG ATTEMPTS:	1
	vs. Akron (11/18/12)
FG PERCENTAGE:	-
3-POINTERS:	-
3PT ATTEMPTS:	-
3PT PERCENTAGE:	-
FREE THROWS:	-
FT ATTEMPTS:	-
FT PERCENTAGE:	-

2012-13 GAME-BY-GAME

OPPONENT	DATE	GS	MIN	TOTAL		3-POINT		FREE THROWS		REBOUNDS		PF	A	TO	BLK	STL	PTS
				FG-FGA	PCT	FG-FGA	PCT	FT-FTA	PCT	O-D	TOTAL						
ST. FRANCIS	11/9		DNP														
vs. N.C. State	11/15	6	0-0	.000	0-0	.000	0-0	.000	0-1	1	1	0	0	0	0	1	0
vs. Providence	11/16		DNP														
vs. Akron	11/18	2	0-1	.000	0-0	.000	0-0	.000	0-0	0	0	0	0	0	0	0	0
BC	11/28	2	0-0	.000	0-0	.000	0-0	.000	0-0	0	1	0	0	0	0	0	0
PENN	12/1	1	0-0	.000	0-0	.000	0-0	.000	0-0	0	0	0	0	0	0	0	0

PERSONAL FILE

BIRTHDAY: Nov. 18, 1993
FAMILY: Donna (mother), Curt (father), Connor (brother), Casey (brother), Delaney (sister)
 Both his father and mother played collegiate basketball; Donna at Division I Manhattan College and Curt at Muhlenberg College.

CAREER STATISTICS

Season	gp-gs	min/avg	Total		3-Point		F-Throws		Rebounds				Scoring							
			fg-fga	pct	fg-fga	pct	ft-fta	pct	off	def	tot	avg	pf	fo	ast	to	blk	stl	pts	avg
2012-13	4-0	11/2.8	0-1	.000	0-0	.000	0-0	.000	0	1	1	0.3	2	0	0	0	0	2	0	0.0
TOTAL	4-0	11/2.8	0-1	.000	0-0	.000	0-0	.000	0	1	1	0.3	2	0	0	0	0	2	0	0.0



#10 • BRANDON TAYLOR

Fr. • FORWARD • 6-7 • 235
 TABERNAACLE, N.J. • TRENTON CATHOLIC
 UNDECIDED



NOTABLE/CAREER HIGHLIGHTS

- Made his first career start vs. Bucknell (11/23) and scored 16 points.
- --
- --
- --
- --
- --

- --
- --
- --

2012-13 SEASON HIGHLIGHTS

- Scored his first career points logging two in 11 minutes of action vs. No. 6 N.C. State in Puerto Rico.
- Posted a career high 10 points on 2-of-4 from three and added three rebounds and a block in 22 minutes of a loss to Akron in Puerto Rico.
- Scored 16 points in just 20 minutes of action going 4-of-8 from three in his first career start vs. Bucknell (11/23)
- Scored all 11 of his points in the first half, hitting 3-of-4 from three in the half to help the Lions to a 31-22 halftime lead vs. Penn. Added a career high seven rebounds.

- --
- --

CAREER HIGHS

POINTS: 16
 vs. Bucknell (11/23/12)

REBOUNDS: 7
 vs. Penn (12/1/12)

ASSISTS: 1
 vs. Akron (11/18/12)

STEALS: 1
 vs. BC (11/28/12)

BLOCKS: 1, 2X
 Last, vs. Akron (11/18/12)

MINUTES: 31
 vs. Penn (12/1/12)

FIELD GOALS: 6
 vs. Bucknell (11/23/12)

FG ATTEMPTS: 11
 vs. Bucknell (11/23/12)

FG PERCENTAGE: .666 (4-6)
 vs. Akron (11/18/12)

3-POINTERS: 4
 vs. Bucknell (11/23/12)

3PT ATTEMPTS: 8
 vs. Bucknell (11/23/12)

3PT PERCENTAGE: .500 (4-8)
 vs. Bucknell (11/23/12)

FREE THROWS: 1
 vs. BC (11/28/12)

FT ATTEMPTS: 2
 vs. BC (11/28/12)

FT PERCENTAGE: .500
 vs. BC (11/28/12)

PERSONAL FILE

BIRTHDAY: Aug. 1, 1994

FAMILY: Audrey (mother), Byron (father), Jayson (brother).

His cousin, Tiffany Stansbury, was a two-time All-ACC selection at N.C. State. His uncle, Terence Stansbury, played at Temple and three seasons in the NBA.

2012-13 GAME-BY-GAME

OPPONENT	DATE	GS	MIN	TOTAL		3-POINT		FREE THROWS		REBOUNDS		PF	A	TO	BLK	STL	PTS
				FG-FGA	PCT	FG-FGA	PCT	FT-FTA	PCT	O-D	TOTAL						
ST. FRANCIS	11/9		5	0-2	.000	0-1	.000	0-0	.000	1-1	2	1	0	0	0	0	0
vs. N.C. State	11/15		11	1-3	.333	0-2	.000	0-0	.000	1-1	2	4	0	0	0	0	2
vs. Providence	11/16		18	2-3	.666	0-0	.000	0-0	.000	1-1	2	2	0	1	1	0	4
vs. Akron	11/18		22	4-6	.666	2-4	.500	0-0	.000	1-2	3	3	1	1	1	0	10
BUCKNELL	11/23	*	20	6-11	.545	4-8	.500	0-0	.000	0-3	3	4	0	1	0	0	16
BC	11/28	*	23	1-2	.500	0-1	.000	1-2	.500	0-2	2	5	0	1	0	1	35
PENN	12/1	*	31	3-7	.429	3-6	.500	2-2	1.000	1-6	7	3	0	2	0	0	11

CAREER STATISTICS

Season	gp-gs	min/avg	Total		3-Point		F-Throws		Rebounds				Scoring							
			fg-fga	pct	fg-fga	pct	ft-fta	pct	off	def	tot	avg	pf	fo	ast	to	blk	stl	pts	avg
2012-13	7-3	130/18.6	17-34	.500	9-22	.409	3-4	.750	5	16	21	3.0	22	1	1	6	2	1	46	6.6
TOTAL	7-3	130/18.6	17-34	.500	9-22	.409	3-4	.750	5	16	21	3.0	22	1	1	6	2	1	46	6.6



#11 • JERMAINE MARSHALL

RS-Jr. • GUARD • 6-4 • 205
 ETTERS, PA. • RED LAND
 HUMAN DEVELOPMENT & FAMILY STUDIES



NOTABLE/CAREER HIGHLIGHTS

- Posted a career-best streak of 7-STRAIGHT double-figure scoring games in Big Ten play last year.
- 20 double-digit scoring games in 2011-12, including career-high 27 in final regular season game vs. Michigan.
- FOUR 20-point games in 2011-12
- SECOND leading scorer on team (10.9 ppg) in 2011-12
- Led team with 43 threes, second with 32 steals in 2011-12.
- Missed senior year of high school with a torn patella tendon.
- Redshirted freshman season as he rehabbed the knee injury and added 15 pounds of muscle.
- --
- --

2012-13 SEASON HIGHLIGHTS

- Posted 11 points and eight rebounds in a loss to No. 6 N.C. State in Puerto Rico.
- Led the team with 17 points, 15 in the second half, in a 60-57 come-from-behind victory over Bucknell.
- Led Penn State with 25 points, including 11 in a late 18-1 run that cut a 20-point lead to three, in a loss to Boston College.
- Led Penn State with 18 points on 9-of-10 from the free throw line, equalling a career most free throws made.
- --
- --

CAREER HIGHS

POINTS:	27
	vs. Michigan (3/4/12)
REBOUNDS:	9
	vs. Lafayette (12/7/11)
ASSISTS:	3, 4X
	last vs. Penn (12/1/12)
STEALS:	4
	@ Purdue (2/29/12)
BLOCKS:	3, 2X
	2x, last vs. Illinois (1/19/12)
MINUTES:	40
	vs. Michigan (3/4/12)
FIELD GOALS:	10
	vs. Michigan (3/4/12)
FG ATTEMPTS:	19
	vs. Minnesota (1/15/12)
FG PERCENTAGE:	.625 (5-8)
	vs. Nebraska (2/11/12)
3-POINTERS:	4
	vs. Michigan (3/4/12)
3PT ATTEMPTS:	12
	vs. Providence (11/16/12)
3PT PERCENTAGE:	60.0 (3-5)
	@ Iowa (2/4/12)
FREE THROWS:	9, 2X
	last vs. Penn (12/1/12)
FT ATTEMPTS:	11, 3X
	vs. Bucknell (11/23/12)
FT PERCENTAGE:	1.000 (4-4)
	vs. Indiana (1/8/12)
	.900 (9-10)
	vs. Penn (12/1/12)

2012-13 GAME-BY-GAME

OPPONENT	DATE	GS	MIN	TOTAL		3-POINT		FREE THROWS		REBOUNDS		PF	A	TO	BLK	STL	PTS
				FG-FGA	PCT	FG-FGA	PCT	FT-FTA	PCT	O-D	TOTAL						
ST. FRANCIS	11/9	*	33	4-8	.500	1-5	.200	0-0	.000	1-5	6	4	1	3	0	2	9
vs. N.C. State	11/15	*	34	4-12	.333	1-7	.142	2-3	.666	1-7	8	1	0	2	1	2	11
vs. Providence	11/16	*	34	4-18	.222	3-12	.250	2-2	1.000	0-5	5	4	0	3	0	3	13
vs. Akron	11/18	*	37	3-11	.272	2-7	.285	0-1	.000	0-3	3	5	2	3	0	1	8
BUCKNELL	11/23	*	33	4-11	.364	2-3	.667	7-11	.636	0-5	5	3	0	2	0	4	17
BC	11/28	*	28	8-13	.615	3-7	.429	6-8	.750	0-2	2	4	2	4	0	1	25
PENN	12/1	*	39	4-10	.400	1-4	.250	9-10	.900	0-3	3	3	3	3	1	1	18

PERSONAL FILE

BIRTHDAY: Nov. 7, 1990
FAMILY: Jacke (mother), Jerome (father); Curtis (brother), Taehee (brother)

CAREER STATISTICS

Season	gp-gs	min/avg	Total		3-Point		F-Throws		Rebounds				Scoring							
			fg-fga	pct	fg-fga	pct	ft-fa	pct	off	def	tot	avg	pf	fo	ast	to	blk	stl	pts	avg
2010-11	28-0	251/9.0	25-63	.397	6-25	.240	14-22	.636	3	14	17	0.6	35	1	12	13	3	15	70	2.5
2011-12	31-17	839/27.1	114-294	.388	43-132	.326	65-87	.747	24	102	126	4.1	82	2	34	57	16	32	336	10.8
2012-13	7-7	238/34.0	31-83	.373	13-45	.289	26-35	.743	2	30	32	4.6	24	1	8	20	2	14	101	14.4
TOTAL	66-24	1328/20.1	170-440	.386	62-202	.307	105-144	.729	29	146	175	2.7	141	4	54	90	21	61	507	7.7



#20 • NICK COLELLA

Sr. • GUARD • 6-3 • 195
 NEW CASTLE, PA. • NEW CASTLE HS/PENN STATE - BEHREND
 KINESIOLOGY



NOTABLE/CAREER HIGHLIGHTS

- Placed on scholarship for his final season.
- Started six-straight games in Big Ten play in 2011-12
- Played two seasons playing at Penn State-Behrend (Erie, Pa.) campus before transferring to the main campus. Behrend is an NCAA Division III school
- Averaged 9.8 ppg and 4.4 rpg playing in 16 games as a sophomore at Penn State - Behrend.
- Career-high at Behrend was 15 points against Allegheny College
- Made Penn State team through the walk-on tryout process in October 2010. Redshirted first season at main campus.
- Spent approximately a month of his first semester at Penn State main campus as a practice player with the Penn State Lady Lion team.

2012-13 SEASON HIGHLIGHTS

■ ----

CAREER HIGHS

- POINTS:** 11
@ Indiana (1/22/12)
- REBOUNDS:** 4, 4X
last vs. Penn (12/1/12)
- ASSISTS:** 3
@ Iowa (2/4/12)
- STEALS:** 2, 3X
last vs. BC (11/28/12)
- BLOCKS:** 1
vs. Radford (11/14/11)
- MINUTES:** 37
@ Michigan St. (2/8/12)
- FIELD GOALS:** 3, 3X
last @ Michigan St. (2/8/12)
- FG ATTEMPTS:** 12
vs. Nebraska (2/11/12)
- FG PERCENTAGE:** .600 (3-5)
@ Indiana (1/22/12)
- 3-POINTERS:** 3, 2X
last @ Michigan St. (2/8/12)
- 3PT ATTEMPTS:** 11
vs. Nebraska (2/11/12)
- 3PT PERCENTAGE:** .600 (3-5)
@ Indiana (1/22/12)
- FREE THROWS:** 4
vs. Iowa (2/16/12)
- FT ATTEMPTS:** 4
vs. Iowa(2/16/12)
- FT PERCENTAGE:** 1.000 (4-4)
vs. Iowa (2/16/12)

PERSONAL FILE

BIRTHDAY: Nov. 10, 1989
FAMILY: Linda (mother), David (father);
 Brothers: David Jr. & Michael

2012-13 GAME-BY-GAME

OPPONENT	DATE	TOTAL		3-POINT		FREE THROWS		REBOUNDS		PF	A	TO	BLK	STL	PTS	
		GS	MIN	FG-FGA	PCT	FG-FGA	PCT	FT-FTA	PCT							O-D
ST FRANCIS	11/9	22	1-5	.200	1-5	.200	0-0	.000	2-1	3	2	0	1	0	1	3
vs. N.C. State	11/15	11	0-0	.000	0-0	.000	0-0	.000	0-0	0	0	0	0	0	0	0
vs. Providence	11/16	16	0-4	.000	0-4	.000	0-0	.000	0-0	0	0	0	0	0	1	0
vs. Akron	11/18	23	2-3	.666	2-3	.666	0-0	.000	0-0	0	3	0	1	0	0	6
BUCKNELL	11/23	17	0-4	.000	0-4	.000	0-0	.000	1-0	1	2	0	0	0	0	0
BC	11/28	28	1-5	.200	1-5	.200	0-0	.000	0-4	4	4	1	0	0	2	3
PENN	12/1	31	2-5	.400	1-4	.250	0-0	.000	1-3	4	3	1	1	0	1	5

CAREER STATISTICS

Season	gp-gs	min/avg	Total		3-Point		F-Throws		Rebounds				Scoring							
			fg-fga	pct	fg-fga	pct	ft-fta	pct	off	def	tot	avg	pf	fo	ast	to	blk	stl	pts	avg
2011-12	26-6	387/14.9	22-85	.259	17-70	.243	10-12	.833	5	29	34	1.3	28	0	13	11	4	9	71	2.7
2012-13	7-0	148/21.1	6-26	.231	5-25	.200	0-0	.000	4	8	12	1.7	14	0	2	3	0	5	17	2.4
TOTAL	33-6	535/16.2	28-111	.252	22-95	.232	10-12	.833	9	37	46	1.4	42	0	15	14	4	14	88	2.7



#21 • SASA BOROVNJAK

RS-Jr. • FORWARD • 6-9 • 240
 BELGRADE, SERBIA • VERITAS CHRISTIAN (N.C.)
 MARKETING



NOTABLE/CAREER HIGHLIGHTS

- Led Penn State shooting 56% in 2011-12
- Played in 18 games as a true-freshman
- Suffered a torn ACL in right knee on the first day of pre-season practice of the 2010-11 season and redshirted the year.
- 3.2 grade-point average
- 23 years old

- --
- --
- --
- --
- --
- --
- --

2012-13 SEASON HIGHLIGHTS

- -
- --
- --
- --
- --
- --
- --
- --
- --
- --
- --
- --
- --
- --
- --
- --
- --
- --

- --
- --
- --

CAREER HIGHS

POINTS: 15
vs. Ole Miss (12/4/11)

Rebounds: 7
at Duquesne (12/10/11)

Assists: 2
vs. Gardner-Webb (12/19/09)

Blocks: 2
vs. BC (11/28/12)

Minutes: 28
vs. Providence (11/16/12)

Steals: 2, 2X
last vs. BC (11/30/11)

Field Goals: 7
vs. Ole Miss (12/4/11)

Field goal Attempts: 8
vs. LIU (11/16/11)

Field goal Percentage: 1.000 (7-7)
vs. Ole Miss (12/4/11)

3-Pointers Made: 0

3-Point Attempts: 1
vs. Akron (11/18/12)

3-Point Percentage: N/A

Free Throws Made: 3
vs. Northwestern (2/28/10)

Free throw Attempts: 6
vs. BC (11/30/11)

Free Throw Percentage: 100.0 (2-2), 4X
vs. Minnesota (3/11/10)

2012-13 GAME-BY-GAME

OPPONENT	DATE	TOTAL		3-POINT		FREE THROWS		REBOUNDS								
		GS	MIN	FG-FGA	PCT	FG-FGA	PCT	FT-FTA	PCT	O-D	TOTAL	PF	A	TO	BLK	STL
ST. FRANCIS	11/9	10	1-1	1.000	0-0	.000	0-0	.000	0-2	2	3	0	1	0	0	2
vs. N.C. State	11/15	11	0-0	.000	0-0	.000	0-0	.000	0-3	3	2	0	1	0	0	0
vs. Providence	11/16	28	2-2	1.000	0-0	.000	0-2	.000	2-2	4	5	0	2	0	0	4
vs. Akron	11/18	9	0-2	.000	0-1	.000	0-0	.000	0-1	1	2	0	0	0	0	0
BUCKNELL	11/23	25	3-4	.750	0-0	.000	0-3	.000	3-1	4	1	1	0	0	2	6
BC	11/28	21	0-4	.000	0-0	.000	0-0	.000	2-1	3	2	0	1	2	0	0
PENN	12/1	16	0-3	.000	0-0	.000	0-0	.000	0-0	0	1	0	1	0	0	0

PERSONAL FILE

BIRTHDAY: July 30, 1989

FAMILY: Jasmenka (mother); Zoran (father); Brother: Dejan

CAREER STATISTICS

Season	gp-gs	min/avg	Total		3-Point		F-Throws		Rebounds				Scoring							
			fg-fga	pct	fg-fga	pct	ft-fa	pct	off	def	tot	avg	pf	fo	ast	to	blk	stl	pts	avg
2009-10	18-0	123/6.8	10-23	.435	0-0	.000	12-14	.857	5	15	20	1.1	15	0	4	2	0	1	32	1.8
2011-12	32-7	559/17.5	60-106	.566	0-1	.000	18-37	.486	44	56	100	3.1	56	1	4	28	5	10	138	4.3
2012-13	7-0	120/17.1	6-16	.375	0-1	.000	0-5	.000	7	10	17	2.4	16	1	1	6	2	2	12	1.7
TOTAL	57-7	802/14.1	76-145	.524	0-2	.000	30-56	.536	56	81	137	2.4	87	2	9	36	7	13	182	3.2



#23 • TIM FRAZIER

Sr. • GUARD • 6-1 • 170
HOUSTON, TEXAS • STRAKE JESUIT
SUPPLY CHAIN & INFORMATION SYSTEMS

CAREER

DOUBLE-DOUBLES: 6	10+ ASSISTS: 3
20-POINT GAMES: 20	5+ ASSISTS: 34
30-POINT GAMES: 1	3+ STEALS: 14
DOUBLE-DIGITS: 43	40-MINUTES: 9



NOTABLE/CAREER HIGHLIGHTS

- Wooden Award Preseason Top 50 Candidate
- 2012 Preseason All-Big Ten
- 2012 First-team All-Big Ten Selection
- 2ND the Big Ten in scoring (18.8), 1st in assists (6.2), 2nd in steals (2.4), led the Lions in scoring, rebounds, assists and steals in 2011-12.
- 14th in NCAA in assists in 2011-12.
- Set Penn State season assist mark with 198 in 2011-12.
- 17 20-point games (12 in conference play) ranked FIFTH among Big Six Conference players in 2011-12.
- ONLY PLAYER in NCAA Div. I to average at least 17 points and 6 assists per game in 2011-12.
- Led the nation accounting for 58% of his team's offense in 2011-12 (field goals and assists).
- 1,035 career points rank 24th all-time at Penn State.
- 459 career assists rank 6th all-time in Penn State history.
- 143 career steals rank 8th all-time at Penn State.
- Had played in every game the last three seasons prior to his injury on Nov. 18 vs. Akron
- 3.1 grade-point average in Supply Chain Management.

RECENT GAME HIGHLIGHTS

- Posted career highs with 17 free throws on 18 free throw attempts (.944) for a team-high 23 points and added six assists in season-opening win over St. Francis (11/9).
- Led Penn State with 23 points going 10-of-11 at the foul line and added five rebounds and three steals in a loss to No. 6 N.C. State in Puerto Rico
- Played all 45 minutes of an overtime win over Providence in the Puerto Rico Tip-Off leading Penn State with 19 points, nine rebounds, seven assists and four steals.
- Suffered a season-ending injury to his left achilles tendon at the 14:30 mark of the first of the Lions' third game of the Puerto Rico Tip-Off vs. Akron on Nov. 18 and did not return, breaking a string of 25-straight double-digit scoring games. Had led Penn State in scoring in 28 of the previous 35 games

CAREER HIGHS

POINTS:	30
	vs. Nebraska (1/12/12)
REBOUNDS:	11, 2X
	last vs. Cornell (12/21)
ASSISTS:	11
	vs. YSU (11/23/11)
STEALS:	6
	vs. Nebraska (1/12/12)
BLOCKS:	1, 13X
	last vs. Indiana (B1G) (3/8/12)
MINUTES:	45
	vs. Providence (11/16/12)
FIELD GOALS:	10, three times
	last @ Purdue (2/29/12)
FG ATTEMPTS:	24
	vs. Indiana (B1G) (3/8/12)
FG PERCENTAGE:	.778 (7-9)
	vs. Nebraska (2/11/12)
	.833 (5-6)
	vs. Temple (NCAA) (3/17/11)
3-POINTERS:	4, 2X
	last vs. Indiana (B1G) (3/8/12)
3PT ATTEMPTS:	6, 2X
	last vs. Indiana (B1G) (3/8/12)
3PT PERCENTAGE:	80.0 (4-5)
	vs. Robert Morris (11/16/09)
FREE THROWS:	17
	vs. St. Francis (11/9/12)
FT ATTEMPTS:	18
	vs. St. Francis (11/9/12)
FT PERCENTAGE:	1.000 (8-8)
	vs. Nebraska (2/11/12)
	.944 (17-18)
	vs. St. Francis (11/9/12)

2012-13 GAME-BY-GAME

OPPONENT	DATE	GS	MIN	TOTAL		3-POINT		FREE THROWS		REBOUNDS		PF	A	TO	BLK	STL	PTS
				FG-FGA	PCT	FG-FGA	PCT	FT-FTA	PCT	O-D	TOTAL						
ST. FRANCIS	11/9	*	39	3-9	.333	0-3	.000	17-18	.944	0-4	4	3	6	3	1	2	23
vs. N.C. State	11/15	*	40	6-20	.300	1-5	.200	10-11	.909	3-2	5	1	2	4	0	3	23
vs. Providence	11/16	*	45	6-13	.461	1-3	.333	6-10	.600	6-3	9	3	7	4	0	4	19
vs. Akron	11/18	*	6	0-0	.000	0-0	.000	0-0	.000	0-0	0	1	0	1	0	0	6

PERSONAL FILE

BIRTHDAY:	Nov. 1, 1990
FAMILY:	Janice (mother), Billy (father), William (brother), Krystal (sister)

CAREER STATISTICS

Season	gp-gs	min/avg	Total		3-Point		F-Throws		Rebounds				Scoring							
			fg-fga	pct	fg-fga	pct	ft-fta	pct	off	def	tot	avg	pf	fo	ast	to	blk	stl	pts	avg
2009-10	31-10	570/18.4	51-132	.386	9-24	.375	43-64	.672	11	61	72	2.3	64	0	73	52	2	23	154	5.0
2010-11	34-33	1048/30.8	71-165	.430	11-32	.344	61-81	.753	21	111	132	3.9	89	1	173	82	4	35	214	6.3
2011-12	32-32	1188/37.1	208-497	.419	27-86	.314	159-201	.791	44	106	150	4.7	94	1	198	117	7	76	602	18.8
2012-13	4-4	130/32.5	15-42	.357	2-11	.182	33-39	.846	9	9	18	4.5	8	0	15	12	1	9	65	16.3
TOTAL	101-79	2936/29.1	345-836	.413	49-153	.320	296-385	.769	85	287	372	3.7	255	2	459	263	14	143	1035	10.2



#25 • JON GRAHAM

R-SO. • FORWARD • 6-8 • 225
BALTIMORE, MD. • CALVERT HALL
RECREATION, PARKS & TOURISM MANAGEMENT



NOTABLE/CAREER HIGHLIGHTS

- The son of Maryland (1978-81) great and former Philadelphia 76er (1981 3rd round draft pick) Ernest Graham, who ranks among the top 15 all-time in scoring (1,6017) and assists (346) in Terrapin history and still holds Maryland's single game scoring mark with 44 vs. N.C. State in 1978.
- Calvert Hall's second all-time leading scorer with 1,670 points
- Added 30 pounds of muscle during his redshirt season and subsequently shed 15 pounds prior to the 2012-13 season go from 240 to 225 playing weight.
- --
- --
- --
- --
- --

2012-13 SEASON HIGHLIGHTS

- Tied a career high with 10 rebounds in a loss to No. 6 N.C. State in the Puerto Rico Tip-Off.
- His defense helped hold Bucknell leading scorer Mike Muscala (17.7) to 10 points on 2-of-4 shooting in a victory over the Bison.
- Tied a career high with three blocks vs. Penn while helping to hold Quaker leading scorer Fran Dougherty (18.6) to seven points on 3-of-8 shooting in a 58-47 win.

CAREER HIGHS

POINTS:	10, 2X
	last vs. Northwestern (2/25/12)
REBOUNDS:	10, 2X
	vs. N.C. State (11/15/12)
ASSISTS:	1, 6X
	last, vs. Indiana (BTT), 3/8/12)
STEALS:	2, 2X
	Last, vs. Wisconsin (1/31/12)
BLOCKS:	3, 2X
	vs. Penn (12/1/12)
MINUTES:	35
	@ Wisconsin (2/19/12)
FIELD GOALS:	5
	vs. Northwestern (2/25/12)
FG ATTEMPTS:	9
	@ Wisconsin (2/19/12)
FG PERCENTAGE:	.833 (5-6)
	vs. Northwestern (2/25/12)
3-POINTERS:	-
	-
3PT ATTEMPTS:	-
	-
3PT PERCENTAGE:	-
	-
FREE THROWS:	4
	vs. Iowa (2/16/12)
FT ATTEMPTS:	4, 2X
	last vs. Iowa (2/16/12)
FT PERCENTAGE:	1.000 (4-4)
	vs. Iowa (2/16/12)

2012-13 GAME-BY-GAME

OPPONENT	DATE	GS	MIN	TOTAL		3-POINT		FREE THROWS		REBOUNDS		PF	A	TO	BLK	STL	PTS
				FG-FGA	PCT	FG-FGA	PCT	FT-FTA	PCT	O-D	TOTAL						
ST. FRANCIS	11/9	*	22	1-3	.333	0-0	.000	0-0	.000	1-2	3	4	0	2	2	0	2
vs. N.C. State	11/15	*	22	1-5	.200	0-0	.000	2-2	1.000	6-4	10	3	1	0	0	0	4
vs. Providence	11/16	*	13	0-0	.000	0-0	.000	0-0	.000	2-1	3	3	0	1	2	1	0
vs. Akron	11/18	*	20	2-3	.666	0-0	.000	1-1	1.000	1-1	2	1	0	1	0	0	5
BUCKNELL	11/23	*	24	0-3	.000	0-0	.000	0-0	.000	2-3	5	3	0	0	2	1	0
BC	11/28	*	23	1-6	.167	0-0	.000	1-2	.500	3-0	3	4	0	1	2	0	3
PENN	12/1	*	22	2-4	.500	0-0	.000	0-2	.000	1-3	4	2	0	0	3	0	4

PERSONAL FILE

BIRTHDAY: Oct. 15, 1991
FAMILY: Karen (mother), Ernest (father); Brother: Ernest, Jr.

CAREER STATISTICS

Season	gp-gs	min/avg	Total		3-Point		F-Throws		Rebounds				Scoring							
			fg-fga	pct	fg-fga	pct	ft-fta	pct	off	def	tot	avg	pf	fo	ast	to	blk	stl	pts	avg
2011-12	26-17	460/17.7	44-97	.454	0-0	.000	13-33	.394	44	51	95	3.7	63	1	6	29	19	10	101	3.9
2012-13	7-7	146/20.9	7-24	.292	0-0	.000	4-7	.571	16	14	30	4.3	20	0	1	5	11	2	18	2.6
TOTAL	33-24	606/18.4	51-121	.421	0-0	.000	17-40	.425	60	65	125	3.8	83	1	7	34	30	12	119	3.6



#43 • ROSS TRAVIS

So. • FORWARD • 6-6 • 225
CHASKA, MINN. • CHASKA HS

NOTABLE/CAREER HIGHLIGHTS

- Earned team's "Scrappiest Player" Award as a freshmen and nicknamed "junkyard dog" by coach Patrick Chambers.
- Career-high 15 points vs. Michigan in the final game of the regular season
- Averaged 8.3 ppg and 5.7 rpg over final three regular season games of 2011-12 while shooting 70%.
- Started 16 games as a true-freshman.
- Added 25 pounds of muscle since arriving on campus.
- Tabbed as the top prospect in Minnesota for the class of 2011

2012-13 SEASON HIGHLIGHTS

- Equaled a career high with nine rebounds and added 10 points in a season-opening win over St. Francis (11/9/12).
- Posted a career-best 10 rebounds to go with 11 points on a career-best 9-of-11 at the foul line for his FIRST CAREER DOUBLE-DOUBLE in a loss to Akron in the Puerto Rico Tip-Off.
- Led Penn State with eight rebounds and added nine points in a win over Bucknell.
- Grabbed a CAREER HIGH 13 rebounds in 38 minutes of action in a loss to Boston College.

CAREER HIGHS

POINTS:	15
	vs. Michigan (3/4/12)
REBOUNDS:	13
	vs. BC (11/28/12)
ASSISTS:	3
	vs. Lafayette (12/7/11)
STEALS:	3
	vs. YSU (11/23/11)
BLOCKS:	3
	vs. Indiana (BTT) (3/8/12)
MINUTES:	38
	vs. BC (11/28/12)
FIELD GOALS:	5, 4X
	last vs. Michigan (3/4/12)
FG ATTEMPTS:	10, 3X
	Last, vs. Akron (11/18/12)
FG PERCENTAGE:	1.000 (5-5), 2X
	last vs. Michigan (3/4/12)
3-POINTERS:	2
	vs. Kentucky (11/19/11)
3PT ATTEMPTS:	5
	vs. Kentucky (11/19/11)
3PT PERCENTAGE:	1.000 (1-1)
	vs. Lafayette (12/7/11)
FREE THROWS:	9
	vs. Akron (11/18/12)
FT ATTEMPTS:	11
	vs. Akron (11/18/12)
FT PERCENTAGE:	.818 (9-11)
	vs. Akron (11/18/12)

PERSONAL FILE

BIRTHDAY: Jan. 9, 1993
FAMILY: Debbie (mother), John (father); Sister: Brittany

2012-13 GAME-BY-GAME

OPPONENT	DATE	GS	MIN	TOTAL		3-POINT		FREE THROWS		REBOUNDS					PF	A	TO	BLK	STL	PTS
				FG-FGA	PCT	FG-FGA	PCT	FT-FTA	PCT	O-D	TOTAL									
ST. FRANCIS	11/9	*	33	4-9	.444	0-3	.000	2-4	.500	5-4	9	4	0	3	0	0	0	10		
vs. N.C. State	11/15	*	29	1-8	.125	0-2	.000	0-0	.000	0-2	2	3	0	1	0	0	2			
vs. Providence	11/16	*	36	3-8	.375	0-1	.000	0-2	.000	2-2	4	1	0	1	0	2	6			
vs. Akron	11/18	*	36	1-10	.100	0-2	.000	9-11	.818	7-3	10	4	0	3	0	1	11			
BUCKNELL	11/23	*	35	3-5	.600	1-2	.500	2-2	1.000	3-5	8	3	1	0	0	1	9			
BC	11/28	*	38	2-9	.222	0-3	.000	1-2	.500	3-10	13	1	0	0	1	1	5			
PENN	12/1	*	24	2-6	.333	0-1	.000	3-4	.750	4-4	8	4	0	2	0	0	7			

CAREER STATISTICS

Season	gp-gs	min/avg	Total		3-Point		F-Throws		Rebounds				Scoring							
			fg-fga	pct	fg-fga	pct	ft-fta	pct	off	def	tot	avg	pf	fo	ast	to	blk	stl	pts	avg
2011-12	32-16	574/17.9	57-127	.449	4-24	.167	24-50	.480	57	78	135	4.2	69	3	13	24	8	16	142	4.4
2012-13	7-7	231/33.0	16-55	.291	1-14	.071	17-25	.680	24	30	54	7.7	20	0	1	10	1	5	50	7.1
TOTAL	39-23	805/20.6	73-182	.401	5-38	.132	41-75	.547	81	108	189	4.8	89	3	14	34	9	21	192	4.9



PENN STATE 65 SAINT FRANCIS 58

Nov. 9, 2012 @ University Park, Pa.

PENN STATE LEADERS Scoring Leader: Frazier (23) Rebounding Leader: Travis (9) Assist Leader: Frazier (6)

Penn State overcame a tough shooting night with a tremendous 28-of-32 (.875) effort at the foul line and a 38-22 rebound advantage to post its eighth-straight season opening win. Tim Frazier led the Lions with 23 points and six assists while posting a career-best 17-of-18 effort at the charity stripe. D.J. Newbill, in his first action at Penn State, posted 16 points and seven rebounds and a career-best 9-of-10 at the foul line. Ross Travis added 10 points and a career-best tying nine boards. The Lions shot 29 percent in the first half and 36 percent for the game, including a 3-of-24 (.125) effort from three, but outscored St. Francis 28-9 at the foul line to overcome 17 turnovers. Penn State led by 10 in the first half, but saw that trimmed to 26-20 at the half. SFU hit three straight threes to take a one-point lead in the second half behind 19 points from Ollie Jackson. Frazier scored 16 second half points to take control for PSU.

Saint Francis 58 • 0-1

Table with columns: Player, FG, FGA, 3-P, FT, FTA, Rebounds, PF, TP, A, TO, Blk, Stl, Min. Includes team totals and game percentages.

Penn State 65 • 1-0

Table with columns: Player, FG, FGA, 3-P, FT, FTA, Rebounds, PF, TP, A, TO, Blk, Stl, Min. Includes team totals and game percentages.

Officials: Mike Kitts, Ray Perone, Bill Ek Technical fouls: Saint Francis-None. Penn State-None. Attendance: 7329 Flagrant-1 foul on SFU #15 at 17:47 of first half.

Score by periods table with columns: 1st, 2nd, OT, Total. Points, In, Off, 2nd, Fast Break, Bench.

No. 6 N.C. STATE 72 PENN STATE 55

Nov. 15, 2012 @ Bayamon, Puerto Rico

PENN STATE LEADERS Scoring Leader: Frazier (23) Rebounding Leader: Graham (10) Assist Leader: Frazier (2)

Penn State could not find its shooting touch in the first game of the Puerto Rico Tip-Off starting 2-of-10 and going on to shoot 31.7 percent from the floor and 3-of-19 (15.8%) in a 72-55 loss to No. 6 N.C. State. Tim Frazier led the way with 23 points on 10-of-11 at the foul line and 6-of-20 from the floor. D.J. Newbill added 13 points, Jermaine Marshall 11 points and eight boards and Jon Graham a career-best equaling 10 rebounds. N.C. State was paced by 22 points and eight boards from freshman T.J. Warren off the bench as the Wolfpack hit 8-of-16 from three and shot 50 percent for the game. PSU kept it close in the first half trailing by just six after a Marshall shoot with 4:33 left in the half before going to the locker room down 35-26. N.C. State used a 10-0 run early in the second to open up a 47-30 lead as the Lions had one field goal in the first five minutes of the half. N.C. State led by as many as 25 before PSU closed within 14 late.

North Carolina State 72 • 2-0

Table with columns: Player, FG, FGA, 3-P, FT, FTA, Rebounds, PF, TP, A, TO, Blk, Stl, Min. Includes team totals and game percentages.

Penn State 55 • 1-1

Table with columns: Player, FG, FGA, 3-P, FT, FTA, Rebounds, PF, TP, A, TO, Blk, Stl, Min. Includes team totals and game percentages.

Officials: Rick Crawford, John Hughes, Bret Smith Technical fouls: North Carolina State-None. Penn State-None. Attendance:

Score by periods table with columns: 1st, 2nd, Total. Points, In, Off, 2nd, Fast Break, Bench.

PENN STATE 55 PROVIDENCE 52 OT

Nov. 16, 2012 @ Bayamon, Puerto Rico

PENN STATE LEADERS Scoring Leader: Frazier (19) Rebounding Leader: Frazier (9) Assist Leader: Frazier (7)

Despite struggling shooting and trailing for most of the game, Penn State found a way to win behind team highs of 19 points, nine rebounds, seven assists and four steals from Tim Frazier and late clutch shooting from Jermaine Marshall (13) for its first overtime victory under coach Patrick Chambers. Both teams struggled in the first half that saw Providence leading 16-14 at the break with the teams a combined 11-of-42 from the floor. Penn State warmed up to shoot 42 percent in the second half and 4-of-6 in overtime and grabbed 11 steals while forcing 21 Friar turnovers using a 1-2-2 press in the second half. Trailing by 10, 30-20, with 12:28 to play, Frazier scored 13 of the Lions' 20 points, and nine straight at one point, in a 20-7 run that saw Penn State take a 40-37 lead with 2:23 left. A Marshall three gave PSU a 43-41 lead, but two Kadeem Batts free throws sent it to overtime. A D.J. Newbill jumper and another Marshall three gave PSU the lead for good in overtime.

Penn State 55 • 2-1

Table with columns: Player, FG, FGA, 3-P, FT, FTA, Rebounds, PF, TP, A, TO, Blk, Stl, Min. Includes team totals and game percentages.

Table with columns: Player, FG, FGA, 3-P, FT, FTA, Rebounds, PF, TP, A, TO, Blk, Stl, Min. Includes team totals and game percentages.

Officials: Gerry Pollard, Steve Pyatt, Bret Smith Technical fouls: Penn State-None. Providence-None. Attendance: 4224

Score by periods table with columns: 1st, 2nd, OT, Total. Points, In, Off, 2nd, Fast Break, Bench.

Last FG - PENN OT-00:57, PC OT-00:01. Largest lead - PENN by 5 OT-03:05, PC by 10 2nd-12:28.

AKRON 85 PENN STATE 60

Nov. 18, 2012 @ Bayamon, Puerto Rico

PENN STATE LEADERS Scoring Leader: Newbill (20) Rebounding Leader: Travis (10) Assist Leader: Newbill (5)

Leading 9-8 with 14:30 to play in the first half, do-everything guard Tim Frazier left the game with an achilles tendon injury and did not return. Penn State battle through its best offensive half of the season in his absence and took a 36-32 lead to the locker room behind 14 first half points from D.J. Newbill. But, the Lions couldn't sustain the effort without Frazier and saw the Zips use a 22-5 run to start the second half to take a 54-41 lead with 13:24 to play. Three minutes later the Zips pushed the lead over 20 and never looked back building as much as a 28-point margin as they shot 68 percent from the floor and 5-of-8 from three in the half and the Lions went 2-of-12 from three and shot 25 percent overall. Newbill finished with a career high 20 points and added six rebounds and five assists while playing the point in Frazier's absence. Ross Travis chipped in his first career double-double with 11 points and a career high 10 rebounds. Akron was led by Zeke Marshall who posted 17 points, seven boards and six blocked shots.

Akron 85 • 3-2

Table with columns: Player, FG, FGA, 3-P, FT, FTA, Rebounds, PF, TP, A, TO, Blk, Stl, Min. Includes team totals and game percentages.

Table with columns: Player, FG, FGA, 3-P, FT, FTA, Rebounds, PF, TP, A, TO, Blk, Stl, Min. Includes team totals and game percentages.

Officials: Mike Thibodeaux, Mark Schnur, Jose Carrion Technical fouls: Akron-None. Penn State-None. Attendance:

Score by periods table with columns: 1st, 2nd, Total. Points, In, Off, 2nd, Fast Break, Bench.

Last FG - AKRON 2nd-00:29, PENN 2nd-00:04. Largest lead - AKRON by 28 2nd-00:29, PENN by 8 1st-09:34.



PENN STATE 60 BUCKNELL 57

Nov. 23, 2012 @ University Park, Pa.

PENN STATE LEADERS

Scoring Leader: Marshall (17) Rebounding Leader: Travis (8) Assist Leader: Newbill (7)

Penn State hit 14 of its first 18 shots in the second half and finished the half shooting 65% from the floor and 5-of-6 from three to overcome a 22-16 halftime deficit...

BUCKNELL 57 • 5-1

Player performance table for Bucknell vs Penn State, including FG, 3-Ptr, Rebounds, PF, TP, A, TO, Blk, Stl, Min.

FG % 1st Half: 5-14 35.7% 2nd half: 11-27 40.7% Game: 16-41 39.0% 3FG % 1st Half: 2-7 28.6% 2nd half: 3-11 27.3% Game: 5-18 27.8%

Penn State 60 • 3-2

Player performance table for Penn State vs Bucknell, including FG, 3-Ptr, Rebounds, PF, TP, A, TO, Blk, Stl, Min.

FG % 1st Half: 5-31 16.1% 2nd half: 17-26 65.4% Game: 22-57 38.6% 3FG % 1st Half: 2-13 15.4% 2nd half: 5-6 83.3% Game: 7-19 36.8%

Officials: Larry Scrotto, DJ Carstensen, Jim Bruno Technical fouls: BUCKNELL-None. Penn State-None.

Score by periods table for Bucknell vs Penn State.

Points in game table for Bucknell vs Penn State.

Last FG - BUCKNELL 2nd-00-09, PSU 2nd-00-35. Largest lead - BUCKNELL by 8 1st-13:34, PSU by 7 2nd-06:26.

Score tied - 3 times. Lead changed - 1 time.

BOSTON COLLEGE 73 PENN STATE 61

Nov. 28, 2012 @ University Park, Pa.

PENN STATE LEADERS

Scoring Leader: Marshall (25) Rebounding Leader: Travis (13) Assist Leader: Newbill (3)

Trailing 59-39 with 5:22 to play, the Lions reeled off 14 straight points in just over a minute and strung together an 18-1 run that sliced the lead to 60-57 with 3:08 to play...

Boston College 73 • 3-4

Player performance table for Boston College vs Penn State, including FG, 3-Ptr, Rebounds, PF, TP, A, TO, Blk, Stl, Min.

FG % 1st Half: 9-24 37.5% 2nd half: 10-21 47.6% Game: 19-45 42.2% 3FG % 1st Half: 3-10 30.0% 2nd half: 5-8 62.5% Game: 8-18 44.4%

Penn State 61 • 3-3

Player performance table for Penn State vs Boston College, including FG, 3-Ptr, Rebounds, PF, TP, A, TO, Blk, Stl, Min.

FG % 1st Half: 9-23 39.1% 2nd half: 10-30 33.3% Game: 19-53 35.8% 3FG % 1st Half: 3-10 30.0% 2nd half: 3-10 30.0% Game: 6-20 30.0%

Officials: Mike Sanzere, Ray Perone, Larry Scrotto Technical fouls: Boston College-None. Penn State-None.

Score by periods table for Boston College vs Penn State.

Points in game table for Boston College vs Penn State.

Last FG - BC 2nd-01:52, PSU 2nd-02:28. Largest lead - BC by 20 2nd-05:22, PSU by 2 1st-17:31.

Score tied - 1 time. Lead changed - 1 time.

PENN STATE 58 PENN 47

Dec. 1, 2012 @ University Park, Pa.

PENN STATE LEADERS

Scoring Leader: Marshall (18) Rebounding Leader: Travis (8) Assist Leader: Newbill (4)

Penn State shot 5-of-7 from three in the first half, paced by 11 points on 3-of-4 from the arc from freshman Brandon Taylor, to take a 31-22 halftime lead over Penn...

Penn 47 • 2-6

Player performance table for Penn vs Penn State, including FG, 3-Ptr, Rebounds, PF, TP, A, TO, Blk, Stl, Min.

FG % 1st Half: 9-23 39.1% 2nd half: 9-27 33.3% Game: 18-50 36.0% 3FG % 1st Half: 3-10 30.0% 2nd half: 2-12 16.7% Game: 5-22 22.7%

Penn State 58 • 4-3

Player performance table for Penn State vs Penn, including FG, 3-Ptr, Rebounds, PF, TP, A, TO, Blk, Stl, Min.

FG % 1st Half: 8-18 44.4% 2nd half: 10-27 37.0% Game: 18-45 40.0% 3FG % 1st Half: 5-7 71.4% 2nd half: 0-9 0.0% Game: 5-16 31.3%

Officials: Terry Wymer, Pat Driscoll, Chris Beaver Technical fouls: Penn-Lewis, Jamal. Penn State-None.

Score by periods table for Penn vs Penn State.

Points in game table for Penn vs Penn State.

Last FG - PENN 2nd-00-40, PSU 2nd-01:26. Largest lead - PENN by 3 1st-12:46, PSU by 13 2nd-16:42.

Score tied - 2 times. Lead changed - 4 times.

PENN STATE AT LA SALLE

Dec. 5, 2012 @ Philadelphia, Pa.

PENN STATE LEADERS

Scoring Leader: - Rebounding Leader: - Assist Leader: -

2012-13 Penn State Men's Basketball
Penn State Combined Team Statistics (as of Dec 04, 2012)
All games

RECORD:	OVERALL	HOME	AWAY	NEUTRAL
ALL GAMES	4-3	3-1	0-0	1-2
CONFERENCE	0-0	0-0	0-0	0-0
NON-CONFERENCE	4-3	3-1	0-0	1-2

##	Player	gp-gs	min	avg	Total		3-Point		F-Throw		Rebounds				pf	dq	a	to	blk	stl	pts	avg	
					fg-fga	fg%	3fg-fga	3fg%	ft-fa	ft%	off	def	tot	avg									
02	Newbill, D.J.	7-7	245	35.0	36-85	.424	5-20	.250	26-41	.634	12	27	39	5.6	21	1	24	28	1	10	103	14.7	
11	Marshall, Jermaine	7-7	238	34.0	31-83	.373	13-45	.289	26-35	.743	2	30	32	4.6	24	1	8	22	2	14	101	14.4	
23	Frazier, Tim	4-4	130	32.5	15-42	.357	2-11	.182	33-39	.846	9	9	18	4.5	8	0	15	12	1	9	65	16.3	
43	Travis, Ross	7-7	231	33.0	16-55	.291	1-14	.071	17-25	.680	24	30	54	7.7	20	0	1	10	1	5	50	7.1	
10	Taylor, Brandon	7-3	130	18.6	17-34	.500	9-22	.409	3-4	.750	5	16	21	3.0	22	1	1	6	2	1	46	6.6	
25	Graham, Jon	7-7	146	20.9	7-24	.292	0-0	.000	4-7	.571	16	14	30	4.3	20	0	1	5	11	2	18	2.6	
20	Colella, Nick	7-0	148	21.1	6-26	.231	5-25	.200	0-0	.000	4	8	12	1.7	14	0	2	3	0	5	17	2.4	
21	Borovnjak, Sasa	7-0	120	17.1	6-16	.375	0-1	.000	0-5	.000	7	10	17	2.4	16	1	1	6	3	2	12	1.7	
32	Ackerman, Pat	2-0	13	6.5	1-2	.500	0-0	.000	0-0	.000	0	0	0	0.0	3	0	0	0	0	0	2	1.0	
01	Maduegunam, Akosa	3-0	12	4.0	0-1	.000	0-1	.000	0-0	.000	0	0	0	0.0	0	0	0	0	0	0	0	0.0	
05	Jack, Donovan	4-0	11	2.8	0-1	.000	0-0	.000	0-0	.000	0	1	1	0.3	2	0	0	0	0	2	0	0.0	
14	Montminy, Kevin	3-0	1	0.3	0-1	.000	0-1	.000	0-0	.000	1	0	1	0.3	0	0	0	0	0	0	0	0.0	
Team											12	7	19										
Total.....		7	1425		135-370	.365	35-140	.250	109-156	.699	92	152	244	34.9	150	4	53	93	21	50	414	59.1	
Opponents.....		7	1425		142-326	.436	46-125	.368	114-158	.722	56	172	228	32.6	147	3	72	101	22	42	444	63.4	

TEAM STATISTICS	PSU	OPP	Date	Opponent	Score	Att.
SCORING	414	444	11/9/12	SAINT FRANCIS	w 65-58	7329
Points per game	59.1	63.4	11/16/12	vs North Carolina State	L 55-72	4224
Scoring margin	-4.3	-	11/16/12	vs Providence	Wot 55-52	4224
FIELD GOALS-ATT	135-370	142-326	11/18/12	vs Akron	L 60-85	4224
Field goal pct	.365	.436	11/23/12	BUCKNELL	w 60-57	7713
3 POINT FG-ATT	35-140	46-125	11/28/12	BOSTON COLLEGE	L 61-73	6889
3-point FG pct	.250	.368	12/1/12	PENN	w 58-47	7086
3-pt FG made per game	5.0	6.6	* - Conference game			
FREE THROWS-ATT	109-156	114-158				
Free throw pct	.699	.722				
F-Throws made per game	15.6	16.3				
REBOUNDS	244	228				
Rebounds per game	34.9	32.6				
Rebounding margin	+2.3	-				
ASSISTS	53	72				
Assists per game	7.6	10.3				
TURNOVERS	93	101				
Turnovers per game	13.3	14.4				
Turnover margin	+1.1	-				
Assist/turnover ratio	0.6	0.7				
STEALS	50	42				
Steals per game	7.1	6.0				
BLOCKS	21	22				
Blocks per game	3.0	3.1				
ATTENDANCE	29017	12672				
Home games-Avg/Game	4-7254	0-0				
Neutral site-Avg/Game	-	3-4224				

Score by Periods	1st	2nd	OT	Totals
Penn State	173	229	12	414
Opponents	178	257	9	444