

MINNESOTA MEN'S BASKETBALL

COMMITTED TO FAMILY



UNIVERSITY OF MINNESOTA ATHLETIC COMMUNICATIONS | 250 BIERMAN FIELD ATHLETIC BUILDING, 516 15TH AVE SE, MINNEAPOLIS, MN 55455 | GOPHERSPORTS.COM

GAME
20



MINNESOTA
(12-7, 3-5 BIG TEN)

VS

PENN STATE
(9-10, 3-5 BIG TEN)

BROADCAST INFORMATION

Broadcast: BTN (Mike Hall, bpb), Dane Fife (color)

Tip Time: 5:31 p.m. CT

Radio: Radio: KFAN 100.3 FM (Mike Grimm, Al Nolen)

Sirius: SiriusXM 383 and on the SiriusXM App

2023-24 SCHEDULE

| DATE | OPPONENT | TIME | LOCATION | TV | RESULT |
|---------|---------------------|-----------|-------------------------|---------|-----------|
| Nov. 6 | Bethune Cookman | 7 p.m. | WILLIAMS ARENA | B1G + | W, 80-60 |
| Nov. 10 | Texas San Antonio | 6:30 p.m. | WILLIAMS ARENA | Peacock | W, 102-76 |
| Nov. 16 | Missouri | 8 p.m. | WILLIAMS ARENA | BTN | L, 68-70 |
| Nov. 18 | USC Upstate | 1 p.m. | WILLIAMS ARENA | Peacock | W, 67-53 |
| Nov. 21 | Arkansas-Pine Bluff | 8 p.m. | WILLIAMS ARENA | BTN | W, 86-67 |
| Nov. 26 | vs. San Francisco | 7:30 p.m. | Chase Center (SF, CA) | CBSSN | L, 58-76 |
| Nov. 30 | New Orleans | 6 p.m. | WILLIAMS ARENA | BTN | W, 97-64 |
| Dec. 3 | at Ohio State* | 5:30 p.m. | Columbus, Ohio | BTN | L, 74-84 |
| Dec. 6 | Nebraska* | 8 p.m. | WILLIAMS ARENA | BTN | W, 76-65 |
| Dec. 9 | Florida Gulf Coast | 11 a.m. | WILLIAMS ARENA | BTN | W, 77-57 |
| Dec. 12 | IUPUI | 7 p.m. | WILLIAMS ARENA | B1G+ | W, 101-65 |
| Dec. 21 | Ball State | 7 p.m. | WILLIAMS ARENA | B1G + | W, 80-63 |
| Dec. 29 | Maine | 6 p.m. | WILLIAMS ARENA | Peacock | W, 80-62 |
| Jan. 4 | at Michigan* | 8 p.m. | Ann Arbor, Mich. | Peacock | W, 73-71 |
| Jan. 7 | Maryland* | 4:30 p.m. | WILLIAMS ARENA | BTN | W, 65-62 |
| Jan. 12 | at Indiana* | 5:30 p.m. | Bloomington, Ind. | FS1 | L, 62-74 |
| Jan. 15 | Iowa* | 5 p.m. | WILLIAMS ARENA | BTN | L, 77-86 |
| Jan. 18 | at Michigan State* | 5:30 p.m. | East Lansing, Mich. | FS1 | L, 66-76 |
| Jan. 23 | Wisconsin* | 6 p.m. | WILLIAMS ARENA | BTN | L, 59-61 |
| Jan. 27 | at Penn State* | 5:30 p.m. | State College, Pa. | BTN | |
| Feb. 3 | Northwestern* | 1 p.m. | WILLIAMS ARENA | BTN | |
| Feb. 6 | Michigan State* | 8 p.m. | WILLIAMS ARENA | Peacock | |
| Feb. 11 | at Iowa* | 2 p.m. | Iowa City, Iowa | BTN | |
| Feb. 15 | at Purdue* | 7:30 p.m. | at West Lafayette, Ind. | BTN | |
| Feb. 18 | Rutgers* | 5:30 p.m. | WILLIAMS ARENA | BTN | |
| Feb. 22 | Ohio State* | 7 p.m. | WILLIAMS ARENA | BTN | |
| Feb. 25 | at Nebraska* | 5:30 p.m. | Lincoln, Neb. | BTN | |
| Feb. 28 | at Illinois* | 8 p.m. | Champaign, Ill. | BTN | |
| March 2 | Penn State* | 2:15 p.m. | WILLIAMS ARENA | BTN | |
| March 6 | Indiana* | 8 p.m. | WILLIAMS ARENA | BTN | |
| March 9 | at Northwestern* | 8 p.m. | Evanston, Ill. | BTN | |

* Big Ten Game *- conference game

Times listed as Central

SERIES INFORMATION*

46th Meeting (30-15 all time)

Road Record vs. Penn State: 10-10

Gophers All-Time vs. Big Ten: 790-905

* - excludes vacated games

STARTING FIVE

• Minnesota returns to road action when it travels to Penn State, Saturday, Jan. 27 5:30 p.m. CT. The game will also be televised on Big Ten Network and KFAN 100.3 FM through Gopher Radio Network. The game marks PSU's annual THON Game. The Penn State IFC/Panhellenic Dance Marathon, or THON, is a year-long effort which raises funds and awareness for the fight against childhood cancer.

• Minnesota is 30-15 all time against the Nittany Lions and visiting the Bryce Jordan Center for the first time since the 2021-22 season. Minnesota played PSU just once last season, which resulted in a 76-69 loss on Feb. 18, 2023 at Williams Arena. Minnesota's last time at Penn State was Feb. 17, 2022, where the Gophers fell, 67-46. Minnesota looks to snap a three-game skid to PSU and its first win at BJC since 2018.

• Minnesota is coming off a 61-59 home loss to No. 13 Wisconsin. Although the Gophers fell to the Badgers, Minnesota held Wisconsin to its lowest field goal percentage in Big Ten play and under 70 points for the first time in league action. Minnesota was led in scoring by Elijah Hawkins, who returned from an ankle injury, and scored 16 points, followed by Dawson Garcia, who had 10.

• Elijah Hawkins tops the nation in assists per game (7.8) and ranks second nationally in total assists at 141. The junior transfer from Howard has had two double-double point/assist games. Hawkins also had four-straight games in which he had double-digit points, including two against Big Ten opponents. He also ranks fourth in the Big Ten and 34th nationally in assist/turnover ratio at 2.88. Hawkins also has 37 steals on the season, which ranks third in the league and 60th nationally.

• Dawson Garcia ranks seventh in the Big Ten in scoring this season, averaging 17.3 ppg. Of the six individuals ahead of him, five are guards. Garcia also ranks ninth in the Big Ten in rebounding (7.25 rbg). Garcia has had two 30-point games in Big Ten play and has scored double-digit points in seven of eight Big Ten games. The only game in which he has not scored double-digits was against Nebraska (Dec. 6), where he left the game due to an ankle injury.

MINNESOTA TEAM INFORMATION

| | PROJECTED STARTERS* | PPG | RPG | A | MPG | FG% | OTHER | |
|-----|---------------------|-------------------|------|-----|-----|------|-------|----------------------------|
| G | 0 | Elijah Hawkins | 8.6 | 3.7 | 141 | 31.6 | .368 | Nation's apg leader |
| G | 2 | Mike Mitchell Jr. | 10.3 | 2.6 | 54 | 27.4 | .421 | 14 pts at Michigan State |
| G | 24 | Cam Christie | 10.1 | 3.3 | 37 | 25.8 | .428 | 4th on the team in scoring |
| F/C | 3 | Dawson Garcia | 17.3 | 7.3 | 31 | 30.9 | .447 | 22 pts at Michigan State |
| F/C | 21 | Pharrel Payne | 9.6 | 5.9 | 17 | 21.0 | .613 | Double Double at Indiana |

| | RESERVES | PPG | RPG | A | MPG | FG% | OTHER | |
|---|----------|--------------------|------|-----|-----|------|-------|----------------------------------|
| F | 1 | Joshua Ola-Joseph | 10.2 | 2.7 | 13 | 20.0 | .633 | Third on the team in scoring |
| G | 4 | Braeden Carrington | 5.6 | 4.1 | 24 | 22.9 | .380 | 13 pts vs. Nebraska |
| F | 5 | Isaiah Ihnen | 4.8 | 2.6 | 11 | 15.6 | .465 | Career-High 20 pts vs. UTSA |
| F | 8 | Kris Keinys | 1.4 | 1.0 | 1 | 4.1 | .600 | First Collegiate pt in FGCU win |
| G | 11 | Jackson Purcell | - | 0.5 | - | 1.3 | - | Redshirt sophomore |
| F | 12 | Erick Reader | - | - | - | 1.3 | - | True Freshman |
| F | 15 | Kaydn Betts | 1.4 | 0.3 | 3 | 7.7 | .125 | RS-Freshman |
| F | 23 | Parker Fox | 3.4 | 2.6 | 19 | 11.3 | .684 | Played 23 min vs. FGCU |
| G | 25 | Will Ramberg | 1.0 | - | - | 3.0 | 1.000 | Saw action in 16 games last yr |
| C | 33 | Jack Wilson | 3.3 | 1.3 | 3 | 5.9 | .800 | Played at Wash St after football |

*projected based on previous game starters



Head Coach: Ben Johnson
(Minnesota, 2005)

Career Record: 34-46 (3 years)

Record at Minnesota: Same

2023-24 STATISTICAL LEADERS

Points: Dawson Garcia (17.3 ppg)

Rebounds: Dawson Garcia (7.3 rbg)

Assists: Elijah Hawkins (141)

Steals: Elijah Hawkins (37)

Blocks: Pharrel Payne (29)



Head Coach: Mike Rhoades
(Lebanon Valley - 1995)

Career Record: 382-199 (20 years)

Record at Penn State: 9-10

2023-24 STATISTICAL LEADER

Points: Kanye Clary (18.8 ppg)

Rebounds: Qudus Wahab (8.1 rbg)

Assists: Ace Baldwin Jr. (91)

Steals: Ace Baldwin Jr. (54)

Blocks: Qudus Wahab (26)

MINNESOTA ATHLETIC COMMUNICATIONS
MICHELLE TRAVERSIE, ASSISTANT ATHLETICS DIRECTOR
traen001@umn.edu 612.624.0522 [o] • 612.396.8712 [c]
Bierman Athletic Center, Room 250
Minneapolis, MN 55455

WHERE THEY RANK

• Minnesota continues to show its depth winning the bench-point advantage in 17 of 19 games this year. Minnesota's highest bench-point production came in a 62-20 advantage during Minnesota's nonconference game against New Orleans. Only two games came in which the Minnesota bench was outscored and that was against Missouri in November and Michigan State earlier this month. Take a look at where the Gophers rank in the Big Ten nationally:

| Gophers Rank | Big Ten | Nationally |
|-----------------------|---------|------------|
| Assists Per Game | 3 | 9 |
| Assist/Turnover Ratio | 5 | 36 |
| Bench Points | 1 | 39 |
| Blocks Per Game | 3 | 39 |
| Effective FG % | 2 | 60 |
| FG % | 5 | 52 |
| Fastbreak Pts | 4 | 137 |

LAST GAME RECAP

• Elijah Hawkins had 16 points and nine assists, Dawson Garcia added 10 points, and Pharrel Payne had nine points and a team-high seven rebounds, but Minnesota (12-7, 3-5 Big Ten) fell just short of upsetting No. 13/10 Wisconsin (15-4, 7-1 B1G) at Williams Arena. The Gophers, who trailed by as many as 15 points in the first half, mounted a furious second-half rally and led late in the game, but the Badgers held on for a 61-59 win.

• Hawkins fueled the Gophers' comeback, as he made 3-of-4 three-pointers and scored 13 of his 16 points after the break. Minnesota led 57-55 with 1:51 left, but the Badgers closed the game with a 6-2 run to sneak out the win, its seventh-straight in the series, with the last five all being by six points or less.

ABOUT PENN STATE

• Penn State is 9-10 on the season and 3-5 in league action. It will be PSU's first action since Jan. 20, when it lost at Ohio State, 79-67. The Nittany Lions are 9-2 at Bryce Jordan Center this year, including a win over ranked Wisconsin, Jan. 16, 87-83.

• Penn State is under the direction of Mike Rhoades, who came to Happy Valley after a six-year stint at VCU. Penn State lost all five of its starters from a year ago. Kanye Clary averages a team-best 18.8 ppg, followed by Ace Baldwin, Jr., who averages 13. Qudus Wahab averages 8.1 rebounds, 8.9 points and has 26 blocks. Clary ranks fifth in the Big Ten in scoring, while Ace Baldwin Jr. leads the league in steals (54) and steals

per game (2.8). His steals per game ranks sixth nationally. Wahab ranks sixth league wide in rebounds per game.

• As a team, Penn State is averaging 76.4 points and allowing 74.3. They are shooting 43.4 from the field, including a 31.1 percent mark beyond the arc. PSU averages 32.4 rebounds, shoot 74 percent from the charity stripe and hold an impressive 170 steals this season.

ON THE DOCKET

• Minnesota is off until Feb. 3 when it hosts the Northwestern Wildcats. Game time is 1 p.m. and televised on Big Ten Network.

• Mike Grimm and Al Nolen will provide the radio broadcast on Gopher Radio Network.

• Gopher Basketball welcomes all alumni back to Williams Arena. At halftime, our alumni will be recognized on the court.

GARCIA NAMED PRESEASON ALL-BIG TEN

• Dawson Garcia was selected to the Preseason All-Big Ten Team. It is Garcia's first preseason honor of his career.

• Last season with the Golden Gophers, Garcia led Minnesota in both scoring and rebounding when he averaged 15.3 points and 6.7 rebounds. His 15.3 ppg ranked 10th in league scoring, while his 6.7 rbp was 13th overall. Garcia started in all 26 games he played, as he missed five due to a bone bruise injury from Jan. 22-Feb. 18. In those 26 games played, Garcia was Minnesota's top scorer and rebounder in 10 contests. Garcia scored double-digit scoring in 22 of 26 games last year, including a career-high 28 points at Ohio State on Jan. 12, 2023. He also established a career-high in rebounds this season when he collected 15 against Nebraska on Jan. 7, 2023.

GARCIA NAMED KAREEM ABDUL-JABBAR CENTER OF THE YEAR PRESEASON FINALIST

• In addition to Preseason All-Big Ten, Dawson Garcia was named to the Preseason Top 20 Finalists for Basketball Hall of Fame's Kareem Abdul-Jabbar Center of the Year Award. Garcia is one of four that hail from the Big Ten. Among that list is Purdue's Zach Edey, Rutgers' Clifford Omoruyi and Indiana's Kel'el Ware.

GOPHER RETURNERS

• Minnesota returns seven individuals from last year's team, including four that saw significant time during the 2022-23 season. Braeden Carrington, Dawson Garcia, Joshua Ola-Joseph and Pharrel Payne all saw over 20 minutes per game. In total, Minnesota returns 45.1 percent of minutes

QUICK FACTS

Name of School: University of Minnesota
City/Zip: Minneapolis, MN 55455
Founded: 1851
Enrollment: 52,376
Nickname: Golden Gophers
School colors: Maroon and Gold
Arena (cap.): Williams Arena (14,625) / Opened 1928
Conference: Big Ten
Interim President: Jeff Ettinger
Athletics Director: Mark Coyle
Faculty Representative: Dr. Frances Homans, Dr. Donald Dengal

TEAM INFORMATION

Head Coach: Ben Johnson
 Alma Mater/Year: Minnesota, '05
Assistant Coaches:
 Marcus Jenkins (Air Force, '04)
 Jason Kemp (Wisconsin-La Crosse, '04)
 Dave Thorson (Hamline University, '89), Josh Adel (Florida, '12)
Assistant Athletics Director, Basketball Operations:
 Ryan Livingston (Eastern, '04)
Athletic Performance: Steve Felde (Concordia (Wis.), '03)
Athletic Trainer: Ryan Dotson (Purdue, '09)
2022-23 Record: 9-22 Home: 6-11 Away: 1-9 Neutral: 2-2
Conference Record/Finish: 2-17/14th
Starters Returning/Lost: 2/3
Letterwinners Returning/Lost: 7/5

MINNESOTA HISTORICAL INFORMATION

First Year of Program: 1895-96 (129th Year)
Big Ten Championships: 8 (1906, 1907, 1911, 1917, 1919, 1937, 1972, 1982)
NCAA Tournament Appearances: 11 (Last, 2019)
NBA Draft Selections: 54 (Last Daniel Oturu, 2020)
All-Big Ten Honors: 122 (Last Dawson Garcia HM)
All-America Honors: 36 (Last Daniel Oturu, 2020 - HM AP, 3rd Team TSN, CBS)

Tale of the Tape

| MN | Category | PSU |
|------|--------------------------------------|------|
| 76.2 | Points Per Game | 76.4 |
| 68.0 | Opponent Points Per Game | 74.3 |
| 47.5 | Field Goal Percentage | 43.4 |
| 42.4 | Opponent Field Goal Percentage | 45.8 |
| 34.2 | 3-Pt. Field Goal Percentage | 31.1 |
| 33.1 | Opponent 3-Pt. Field Goal Percentage | 32.3 |
| 66.4 | Free Throw Percentage | 74.0 |
| 37.5 | Rebounds Per Game | 32.4 |
| 354 | Assists | 224 |
| 239 | Turnovers | 207 |
| 127 | Steals | 170 |

played and 53 percent of returning scoring from last year's team. This ranks ninth in the Big Ten in returning minutes played and eighth in returning scoring from a year ago. In addition, Minnesota returns Parker Fox and Isaiah Ihnen from back-to-back season ending knee injuries.

GOPHER NEWCOMERS

- Minnesota welcomes three of its four backcourt in this newcomer class with the transfer additions of Elijah Hawkins and Mike Mitchell Jr., as well as freshman Cam Christie. Hawkins and Mitchell Jr., were starters at Howard and Pepperdine, while Christie was one of the top prospects out of Illinois last season.
- The Gophers also added Washington State transfer Jack Wilson. Standing at 6-11, 285 pounds, Wilson played football at WSU last season before joining the basketball program as a walk on. Prior to his collegiate football career, Wilson played college basketball at both Idaho and Oregon State.

DEPTH IN THE LINEUP

- For the first time in Ben Johnson's tenure, the Gophers have depth in his squad. Minnesota has 15 healthy players on the roster. Of the 15, eight are at the forward position, including returner Dawson Garcia. Minnesota also welcomes back Parker Fox and Isaiah Ihnen from back-to-back years of knee surgeries.
- Roster breakdown includes six guards, eight forwards and one center in Jack Wilson. Of the 13 scholarship players that played last year, 10 saw over 22 minutes of play the previous collegiate season.

DIFFERENCE A YEAR MAKES

- The Golden Gophers gained experience from last year to this year. Average age for the Gophers this season is 21.09, compared to last year's 20.38.
- Minnesota has four returning players that saw over 20 minutes per game, and added Elijah Hawkins and Mike Mitchell Jr., who each averaged over 29 minutes per game. Last season, both of which were starters for their respective teams.

DID YOU KNOW?

- Minnesota's Kris Keinys is the first Gopher player since Paul J. Sutton in 1944 to ever wear the No. 8. Since the 1958-59 season, the NCAA banned basketball athletes from wearing numbers 6-9 for officials to regulate foul calls to the scorers table. New this year, the NCAA now allows any athlete to wear numbers ranging from 0-99.
- Cam Christie is one of the youngest players in Division I men's basketball. In July, Christie turned 18, marking him the seventh youngest in the sport.

GOPHERS IN THE CLASSROOM

- Minnesota continues to improve in the classroom as well. Just this past fall, Minnesota recorded a program-best 3.37 a team cumulative grade point average and a fall semester 3.29 GPA. This bettered a previous program record of 3.36 set in the spring of 2023. In the fall of 2022, Minnesota held a 3.23 GPA.
- In a two-year total under head coach Ben Johnson, Minnesota has had 12 individuals earn either a master's or bachelor's degree.

HEAD COACH TIDBITS

- Head coach Ben Johnson is not only a graduate of Minnesota, he is also coaching in his hometown. Growing up in Minneapolis, Coach Johnson was also a standout at DeLaSalle High School here in Minneapolis.
- Johnson, 43, is also the youngest head coach in the Big Ten. Kevin Willard at Maryland is the second-youngest at 48.
- Johnson is the first Gopher alum to coach the program since George Hanson in 1970-71.
- Johnson is one of 52 Division I head coaches at the helm of his alma mater. Johnson is also one of four alums coaching their alma mater within the Big Ten (Michigan's Howard, Purdue's Matt Painter and Indiana's Woodson the other three).

BIG TEN STANDINGS (AS OF 1.25.24)

| SCHOOL | CONF. | PCT. | CONF H | CONF A | OVERALL | PCT. | PF-PA | HOME | AWAY | NEUT | STREAK |
|----------------|-------|------|--------|--------|---------|------|-----------|------|------|------|--------|
| Wisconsin | 7-1 | .875 | 4-0 | 3-1 | 15-4 | .789 | 1438-1271 | 10-1 | 3-3 | 2-0 | W2 |
| Purdue | 7-2 | .778 | 4-0 | 3-2 | 18-2 | .900 | 1715-1385 | 10-0 | 3-2 | 5-0 | W4 |
| Illinois | 5-3 | .625 | 3-1 | 2-2 | 14-5 | .737 | 1572-1311 | 10-2 | 2-3 | 2-0 | L1 |
| Northwestern | 5-3 | .625 | 4-0 | 1-3 | 14-5 | .737 | 1405-1305 | 10-1 | 2-3 | 2-1 | W1 |
| Nebraska | 5-4 | .556 | 5-0 | 0-4 | 15-5 | .750 | 1571-1400 | 13-1 | 1-4 | 1-0 | W2 |
| Indiana | 4-4 | .500 | 3-1 | 1-3 | 12-7 | .632 | 1409-1411 | 9-2 | 1-3 | 2-2 | L2 |
| Michigan State | 4-4 | .500 | 3-1 | 1-3 | 12-7 | .632 | 1448-1239 | 10-2 | 1-3 | 1-2 | W3 |
| Maryland | 4-5 | .444 | 2-2 | 2-3 | 12-8 | .600 | 1403-1280 | 9-2 | 3-4 | 0-2 | W1 |
| Ohio State | 3-5 | .375 | 3-1 | 0-4 | 13-6 | .684 | 1445-1281 | 9-2 | 0-4 | 4-0 | L1 |
| Minnesota | 3-5 | .375 | 2-2 | 1-3 | 12-7 | .632 | 1448-1292 | 11-3 | 1-3 | 0-1 | L4 |
| Iowa | 3-5 | .375 | 2-3 | 1-2 | 11-8 | .579 | 1617-1470 | 9-3 | 1-4 | 1-1 | L2 |
| Penn State | 3-5 | .375 | 3-1 | 0-4 | 9-10 | .474 | 1451-1412 | 9-2 | 0-4 | 0-4 | L1 |
| Rutgers | 2-5 | .286 | 2-1 | 0-4 | 10-8 | .556 | 1230-1197 | 9-1 | 1-5 | 0-2 | L1 |
| Michigan | 2-6 | .250 | 1-3 | 1-3 | 7-12 | .368 | 1495-1496 | 4-5 | 1-4 | 2-3 | L2 |

MEDIA CREDENTIALS

Requests for working media credentials (newspaper, radio, TV, photo) for Minnesota home games must be made on-line at gophersports.com/media. Credentials for the 2021-22 season will be distributed either as single-game or full season and can be applied online at gophersports.com/media. Please contact the Athletic Communications office for more information regarding the on-line credentialing system. Delivery of credentials will be handled according to individual situations, but in most cases will not be mailed. Credentials can be picked up starting two and a half hours before game time at the Williams Arena media will call gate at the Oak Street Entrance.

PHOTO AND FILM CREDENTIALS

Limited space will be available courtside for selected photographers, while four additional shooting locations have reserved spots in front of section 112 (band section). Photo work room is located off the Williams Arena concourse.

PRO SCOUT CREDENTIALS

If scouts would like a media credential, please visit this link to obtain an approved credential: www.athletics.umn.edu/credentials/media. A credential however, does not secure a physical seat in Williams Arena. These must be purchased by our ticket office. For more information on tickets/seating, please contact Christian Herrera (herre362@umn.edu) and he will be able to assist you with any questions you may have.

MEDIA PASS GATE

Media members may pick up credentials at the pass gate table located off University Ave Entrance. Media pass gate entrance is located in Maturi Pavilion and opens two hours prior to the scheduled start time.

GAME NOTES

Minnesota, opponent and Big Ten conference notes can be found on each organization's respective website. Game notes will not be printed and will not be available at the game. Please see Minnesota's Digital Pressbox for copies.

MEDIA ROOMS

Williams Arena media room will be open to individuals this season, which is located off the elevator and on the second level. Postgame press conferences as well as water/soda will be made available in this room.

MEAL VOUCHERS

Media will receive a meal voucher, which can be redeemed at a concession stand. Concession stands open one hour prior to the start of the game. Meal vouchers will be located at each media member's seat.

POST-GAME INTERVIEWS

Minnesota will return to in-person postgame interviews for head coach Ben Johnson and players in the Williams Arena Media Room. Visiting teams will have the option to do in-person interviews in the media room or utilize a locker room for a virtual press conference. Please contact the visiting communications contact for this information.

WEEKLY PRACTICE ACCESS/INTERVIEW AVAILABILITY

Coach Johnson and select Golden Gopher players will be made available for interviews the day before each home game prior to practice. Requests for individual players should be submitted to Michelle Traversie no less than 24 hours before scheduled availability, but are not guaranteed for availability.

GOPHERS VS. PENN STATE**(ALL-TIME) Overall: 30-15****Home: 16-4 • Away: 10-10 • Neutral: 4-1**

| | | | | | | | | | |
|-------------|-------------|----------|----------|--------------|------|------|---|---|------------|
| 1975 | 12/26 | H | W | 86-70 | 2014 | 3/9 | H | W | 81-63 |
| 1993 | 2/3 | H | W | 95-67 | 2014 | 3/13 | N | W | 63-56 |
| 1993 | 3/6 | A | W | 67-41 | 2015 | 1/28 | A | L | 58-63 |
| 1994 | 1/15 | A | L | 67-78 | 2015 | 3/8 | H | L | 76-79 |
| 1994 | 2/16 | H | W | 94-66 | 2016 | 1/5 | A | L | 77-86 |
| 1995 | 1/4 | H | W | 69-67 | 2017 | 1/14 | A | L | 50-52 |
| 1995 | 3/11 | A | L | 60-69 | 2017 | 2/25 | H | W | 81-71 |
| 1996 | 1/11 | A | L | 61-76 | 2018 | 1/15 | A | W | 95-84 (OT) |
| 1996 | 3/2 | H | W | 62-60 | 2019 | 1/19 | H | W | 65-64 |
| 1997 | 2/5 | H | W | 85-70 | 2019 | 3/14 | N | W | 77-72 (OT) |
| 1998 | 1/10 | A | L | 68-75 | 2020 | 1/15 | H | W | 75-69 |
| 1998 | 2/18 | H | W | 82-77 | 2020 | 2/8 | A | L | 77-83 |
| 1998 | 3/26 | N | W | 79-72 | 2021 | 3/3 | A | L | 65-84 |
| 1999 | 1/9 | H | W | 75-60 | 2022 | 2/12 | H | W | 76-70 |
| 1999 | 2/17 | A | W | 69-63 | 2022 | 2/17 | A | L | 46-67 |
| 2000 | 1/26 | A | L | 72-80 | 2022 | 3/9 | N | L | 51-60 |
| 2001 | 2/14 | H | L | 62-82 | 2023 | 2/18 | H | L | 69-76 |
| 2002 | 1/30 | H | W | 94-70 | | | | | |
| 2002 | 2/23 | A | W | 68-64 | | | | | |
| 2002 | 3/7 | N | W | 84-60 | | | | | |
| 2003 | 1/29 | A | W | 76-75 | | | | | |
| 2003 | 2/22 | H | W | 77-62 | | | | | |
| 2004 | 1/17 | A | L | 72-75 | | | | | |
| 2004 | 3/6 | H | W | 78-62 | | | | | |
| 2005 | 1/8 | H | W | 83-62 | | | | | |
| 2005 | 3/2 | A | W | 73-69 | | | | | |
| 2006 | 2/8 | A | W | 77-66 | | | | | |
| 2007 | 1/27 | H | W | 65-60 | | | | | |
| 2008 | 1/12 | A | W | 76-73 | | | | | |
| 2008 | 2/24 | H | W | 75-68 | | | | | |
| 2009 | 1/11 | H | W | 79-59 | | | | | |
| 2009 | 2/14 | A | L | 63-68 | | | | | |
| 2009 | 12/29 | H | W | 75-70 | | | | | |
| 2010 | 2/6 | A | W | 66-64 | | | | | |
| 2010 | 3/11 | N | W | 76-55 | | | | | |
| 2011 | 2/17 | A | L | 63-66 | | | | | |
| 2011 | 3/6 | H | L | 63-66 | | | | | |
| 2012 | 1/15 | A | W | 80-66 | | | | | |
| 2013 | 3/2 | H | W | 73-44 | | | | | |
| 2014 | 1/8 | A | W | 68-65 | | | | | |

*Bolded games later vacated

**GOPHERS VS. PSU
FACTS****LAST GOPHER WIN**

FEB. 12, 2022 (MINNESOTA 76, PENN STATE 70)

LAST PENN STATE WIN

FEB 18, 2023 (PENN STATE 76, MINNESOTA 69)

COACHES

Ben Johnson vs. Penn State 1-3

Mike Rhoades vs. Minnesota 0-0

STREAKS

CURRENT STREAK Penn State, W-3

WINS OVERALL 8 (March 6, 2004-Jan. 11, 2009)

LOSSES OVERALL 4 (Jan. 28, 2015-Jan. 14, 2017)

HOME WINS 8 (twice - last: Jan. 30, 2002-Dec. 29, 2009)

HOME LOSSES 1 (three times - last: March 8, 2015)

AWAY WINS 3 (March 2, 2005-Jan. 12, 2008)

AWAY LOSSES 4 (Jan. 15, 1994-Jan. 10, 1998)*

*Includes vacated games

MISC.

MOST GOPHERS' POINTS - WIN

95 (twice - last: Minnesota 95, Penn State 84 - Jan. 15, 2018)

FEWEST GOPHERS' POINTS - WIN

62 (Minnesota 62, Penn State 60 - March 2, 1996)*

MOST GOPHERS' POINTS - LOSS

77 (2X, most recent)

(Penn State 83, Minnesota 77 - Feb. 8, 2020)

FEWEST GOPHERS' POINTS - LOSS

46 (Penn State 67, Minnesota 46 - Feb. 17, 2022)

MOST PENN STATE POINTS - WIN

86 (Penn State 86, Minnesota 77 - Jan. 5, 2016)

FEWEST PENN STATE POINTS - WIN

52 (Penn State 52, Minnesota 50 - Jan. 14, 2017)

MOST PENN STATE POINTS - LOSS

84 (Minnesota 95, Penn State 84 - Jan. 15, 2018)

FEWEST PENN STATE POINTS - LOSS

41 (Minnesota 67, Penn State 41 - March 6, 1993)

LARGEST GOPHER WIN MARGIN

29 (Minnesota 73, Penn State 44 - March 2, 2013)

LARGEST PENN STATE WIN MARGIN

20 (Penn State 82, Minnesota 62 - Feb. 14, 2001)

OVERTIME GAMES

Minnesota leads, 2-0

2023-24 NUMERICAL ROSTER

| NO. | NAME | POS | HT | WT | YR. | HOMETOWN (HIGH SCHOOL/LAST SCHOOL) |
|-----|--------------------|-----|------|-----|-------|--|
| 0 | Elijah Hawkins | G | 5-11 | 165 | Jr. | Washington, D.C. (DeMatha/Howard) |
| 1 | Joshua Ola-Joseph | F | 6-7 | 215 | So. | Brooklyn Park, Minn. (Compass Prep) |
| 2 | Mike Mitchell Jr. | G | 6-2 | 185 | Jr. | San Jose, Calif. (Archbishop Mitty/Pepperdine) |
| 3 | Dawson Garcia | F | 6-11 | 230 | Jr. | Savage, Minn. (Prior Lake/North Carolina) |
| 4 | Braeden Carrington | G | 6-4 | 195 | So. | Brooklyn Park, Minn. (Park Center) |
| 5 | Isaiah Ihnen | F | 6-9 | 220 | R-Sr. | Boeblingen, Germany (IBA Munich) |
| 8 | Kris Keinys | F | 6-8 | 215 | Fr. | Klaipeda, Lithuania (Klaipedos Vytauto Didžiojo) |
| 11 | Jackson Purcell | G | 6-5 | 195 | R-So. | Apple Valley, Minn. (Eastview) |
| 12 | Erick Reader | F | 6-8 | 210 | Fr. | Bloomington, Minn. (New Life Academy) |
| 15 | Kadyn Betts | F | 6-8 | 220 | R-Fr. | Pueblo, Colo. (Pueblo Central) |
| 21 | Pharrel Payne | F | 6-9 | 255 | So. | Cottage Grove, Minn. (Park High Cottage Grove) |
| 23 | Parker Fox | F | 6-8 | 220 | R-Sr. | Mahtomedi, Minn. (Mahtomedi/Northern State) |
| 24 | Cam Christie | G | 6-6 | 190 | Fr. | Arlington Heights, Ill. (Rolling Meadows) |
| 25 | Will Ramberg | G | 6-5 | 205 | Sr. | Grand Marais, Minn. (Cook County/McGill) |
| 33 | Jack Wilson | C | 6-11 | 285 | Gr. | Montara Calif. (Junipero Serra/Washington State) |

Head Coach: Ben Johnson (Minnesota, 2005, Third Year)

Assistant Coaches: Marcus Jenkins (Air Force, 04), Jason Kemp (Wisconsin-La Crosse, 04), Dave Thorson (Hamline, 1989),

Assistant AD, Basketball Operations: Ryan Livingston (Eastern, 2004)

Video Coordinator: Josh Adel (Florida, 2012)

Recruiting Coordinator: Collin Southworth (Xavier, 2019)

Quality Control: Kelsey Steinhagen (Wisconsin-Stout, 2007)

Graduate Assistant: Spencer Cody (Xavier, 2022)

Graduate Manager: Nick Gag (Minnesota, 2022)

Athletic Performance Coach: Steve Felde (Concordia, Wis, 2003)

Athletic Trainer: Ryan Dotson (Purdue, 2009)

2023-24 ALPHABETICAL ROSTER (PRONUNCIATION)

| | | | |
|---------------------------------------|-------------------------------|---------------------|---------------|
| 15 Kadyn Betts (KAY-den) | STARTERS RETURNING (2) | Freshmen (4) | GERMANY (1) |
| 4 Braeden Carrington (BRAY-den) | Dawson Garcia, Jr., F | Kadyn Betts (RS) | Isaiah Ihnen |
| 24 Cam Christie | Joshua Ola-Joseph, So., F | Cam Christie | |
| 23 Parker Fox | | Kris Keinys | LITHUANIA (1) |
| 3 Dawson Garcia | LETTERWINNERS RETURNING (7) | Erick Reader | Kris Keinys |
| 0 Elijah Hawkins (EE-lie-zjuh) | Braeden Carrington, So., G | | |
| 5 Isaiah Ihnen (EE-nin) | Dawson Garcia, Jr., F | BY STATE/COUNTRY | |
| 8 Kris Keinys (kee-nees) | Isaiah Ihnen, So., F | CALIFORNIA (2) | |
| 2 Mike Mitchell Jr. | Joshua Ola-Joseph, So., F | Mike Mitchell Jr. | |
| 1 Joshua Ola-Joseph (OH-luh-joh-seff) | Pharrel Payne, So., F | Jack Wilson | |
| 21 Pharrel Payne (fuh-REL) | Jackson Purcell, R-So., G/F | COLORADO (1) | |
| 11 Jackson Purcell | Will Ramberg, Jr., G/F | Kadyn Betts | |
| 25 Will Ramberg (RAM-burg) | | | |
| 12 Erick Reader | ROSTER BY CLASS (ELIGIBILITY) | ILLINOIS (1) | |
| 33 Jack Wilson | Seniors (3) | Cam Christie | |
| | Parker Fox (RS) | | |
| | Will Ramberg | MINNESOTA (8) | |
| | Jack Wilson | Braeden Carrington | |
| | | Parker Fox | |
| | Juniors (4) | Dawson Garcia | |
| | Isaiah Ihnen (RS) | Will Ramberg | |
| | Dawson Garcia | Joshua Ola-Joseph | |
| | Mike Mitchell Jr. | Pharrel Payne | |
| | Elijah Hawkins | Jackson Purcell | |
| | | Erick Reader | |
| | Sophomores (4) | | |
| | Jackson Purcell (RS) | WASHINGTON D.C. (1) | |
| | Braeden Carrington | Elijah Hawkins | |
| | Joshua Ola-Joseph | | |
| | Pharrel Payne | | |

2024-25 GOPHERS

University of Minnesota head men's basketball coach Ben Johnson announced the addition of future Gophers Isaac Asuma and Grayson Grove.


ISAAC ASUMA

G • 6-3 • 190 • MT. IRON, MINN.

Asuma, a 6-3, 190-pound guard, plays for Cherry High School under Jordan Christianson and in the AAU circuit with D1 Minnesota under former Gopher Jonathon Williams. Asuma led Cherry to back-to-back Class A semifinals the past two years and has accumulated over 2,000 career points. As a junior, Asuma averaged 21 points, 8.8 rebounds, 6.5 assists and 2.6 steals. For his efforts, he was named Duluth News Tribune's 2023 All-Area Player of the Year and all-state selection. In 2022, Asuma guided Cherry to its first Class A tournament appearance in 25 years and a school record 27 wins. In that tournament, Asuma averaged 28 points, including two games where he produced 31 and 36 points respectively. As a sophomore, Asuma led Cherry when he averaged 27 points, 9.5 rebounds, seven steals and three assists per game. Asuma is a two-time state high school all-tournament selection. He is the first individual from Cherry to receive a Division I basketball scholarship offer. A 4.0 student, Asuma is also a three-sport athlete in football, basketball and baseball. With D1 Minnesota, Asuma saved his best season as his last, including a 21-point performance at the Adidas Championship, which garnered him a top-16 performer there. Asuma is a three-star recruit in both Rivals.com and 247 and is listed as one of the top players in the state of Minnesota.

JOHNSON ON ASUMA:

"We're really excited about adding Isaac to our program," head coach Ben Johnson said. "Isaac brings a lot of things our fanbase will enjoy: a proven winner that has a competitive edge and toughness to him. Isaac has a great skill level and a tremendous amount of pride that I love. He is an outstanding individual both on and off the court and comes from a great family. Isaac is a player that will give maximum effort from the first day he's on campus and I know he couldn't be more excited to be here and represent Minnesota."



GRAYSON GROVE

F • 6-9 • 230 • ALEXANDRIA, MINN.

Grove, a 6-9, 230-pound forward, played for Alexandria High School under Forrest Witt and D1 Minnesota under former Gopher Jonathon Williams. Grove led his Alexandria Cardinals to the state tournament this year where they won their first-round game and finished fourth place at the tournament as the team finished 25-6 last season. As a junior team captain, Grove averaged 20 points, 8.2 rebounds, 2.7 assists, 2.4 steals and 1.7 blocks per game. Grove also shot 57.8 from the field, including 38.7 from three-point range. He was voted Alexandria's team MVP, named to the Class AAA State Tournament Team as well as an All-Central Lakes conference selection. As a sophomore, Grove averaged 12.5 points, 6.8 rebounds, 1.8 steals and 1.0 blocks per game as the Cardinals finished with a 23-6 record and a section title appearance. He was also named one of the team's defensive players of the year. Along with his basketball ability, Grove is also a standout soccer player who earned all-conference honors. He rounds out as a three-sport athlete, also playing baseball. Grove had ankle surgery in the summer of 2023, forcing him to miss most of the AAU season.

JOHNSON ON GROVE:

"I'm really looking forward to adding Grayson to the program," Johnson said. "He's a player that we tracked early in the process and knew his skill set fits how we want to play. Grayson's developmental mindset fits our program. He competes at a high level and does things the right way, both on and off the court. Grayson's a great competitor and will only strengthen our front court. He too comes from a great family and we're ready for him to be a Gopher."



MINNESOTA WHEN...

| | 23-24 | 22-23 |
|--------------------------------------|-------|-------|
| Home | 11-3 | 6-11 |
| Away | 1-3 | 1-9 |
| Neutral | 0-1 | 2-2 |
| Nonconference (inc. post-season) | 9-2 | 7-5 |
| Big Ten Conference | 3-5 | 2-17 |
| Big Ten Tournament | - | 1-1 |
| Leading at half | 9-1 | 8-2 |
| Trailing at half | 3-5 | 1-19 |
| Tied at half | - | 0-1 |
| Leading with 5:00 left | 12-1 | 8-1 |
| Trailing with 5:00 left | 0-6 | 1-21 |
| Tied with 5:00 left | - | 0-1 |
| Overtime | - | 1-1 |
| Shooting 50% or better from field | 6-0 | 3-3 |
| Shooting less than 50% from field | 6-7 | 6-19 |
| Opp. shoot 50% or better from field | 0-2 | 0-7 |
| Opp. shoot less than 50% from field | 12-5 | 9-14 |
| Make more 3s than opponent | 9-2 | 5-8 |
| Opponent makes more 3s | 1-4 | 2-13 |
| 3s are equal | 1-1 | 2-1 |
| More FT attempts than opponent | 7-5 | 6-10 |
| Opponent had more FT attempts | 4-2 | 3-10 |
| FT attempts are equal | 1-0 | 0-2 |
| Out-rebound opponent | 8-4 | 6-5 |
| Out-rebounded by opponent | 3-3 | 3-16 |
| Rebounds are equal | 1-0 | 0-1 |
| Fewer turnovers than opponent | 6-1 | 2-6 |
| More turnovers than opponent | 5-5 | 5-16 |
| Turnovers are equal | 1-1 | 2-0 |
| Bench outscores opponent's bench | 12-5 | 6-9 |
| Opponent's bench outscores MN bench | 0-2 | 3-12 |
| Bench points are equal | - | 0-1 |
| Score 70 points or more | 10-2 | 5-4 |
| Score fewer than 70 points | 2-5 | 4-18 |
| Hold opponent to less than 70 points | 10-1 | 7-7 |
| Opponent scores 70 points or more | 2-6 | 2-15 |
| Score 80 points or more | 6-0 | - |
| Games decided by 1-5 points | 2-2 | 6-5 |
| Games decided by 6-10 points | 0-3 | 0-4 |
| Games decided by 11-15 points | 2-1 | 1-2 |
| Games decided by more than 15 points | 8-1 | 2-11 |
| November | 5-2 | 4-3 |
| December | 5-1 | 2-3 |
| January | 2-4 | 1-7 |
| February | - | 0-7 |
| March | - | 2-2 |
| On FOX | - | - |
| On CBS, CBSSN, TruTV, TNT, TBS | 0-1 | 1-1 |
| On Peacock or NBC | 4-0 | 0-2 |
| On Big Ten Network | 5-4 | 3-17 |
| On FS1 | 0-2 | 2-2 |
| Other/Internet | 3-0 | 3-0 |
| vs. ranked opponents | 0-1 | 0-4 |
| vs. unranked opponents | 12-6 | 9-18 |
| Day Games | 3-0 | 1-5 |
| Night Games | 9-7 | 8-17 |
| Weekday Games | 7-4 | 6-13 |
| Weekend Games | 5-3 | 2-9 |
| Wearing Gold Uniforms | 3-1 | 7-9 |
| Wearing White Uniforms | 9-4 | - |
| Wearing Maroon Uniforms | 0-3 | 2-7 |
| Wearing Retro Gold Uniforms | - | 0-4 |
| Wearing Black Uniforms | - | 0-2 |

2023-24 STARTING LINEUPS

| Games | G | G | F/G | F | F/C | Record |
|-------|--------------|--------------|------------|------------|--------|--------|
| 1 | Hawkins | Carrington | Ola-Joseph | Garcia | Payne | 1-0 |
| 2-8 | Hawkins | Carrington | Ola-Joseph | Ihnen | Garcia | 4-3 |
| 9 | Hawkins | Carrington | Christie | Ola-Joseph | Garcia | 1-0 |
| 10 | Hawkins | Carrington | Christie | Ola-Joseph | Payne | 1-0 |
| 11-12 | Hawkins | Mitchell Jr. | Christie | Ola-Joseph | Payne | 2-0 |
| 13-17 | Hawkins | Mitchell Jr. | Christie | Ola-Joseph | Garcia | 3-2 |
| 18 | Mitchell Jr. | Christie | Ola-Joseph | Garcia | Payne | 0-1 |
| 19 | Hawkins | Mitchell Jr. | Christie | Garcia | Payne | 0-1 |

MISCELLANEOUS STATISTICS

| DUNK -0- METER | SEASON (MN CAREER) | DOUBLE-FIGURE REBOUNDS | SEASON (MN CAREER) |
|------------------------------|---------------------------|---|---------------------------|
| Pharrel Payne | 18 (51) | Pharell Payne | 2 (5) |
| Joshua Ola-Joseph | 17 (37) | Dawson Garcia | 3 (6) |
| Dawson Garcia | 4 (5) | Braeden Carrington | 1 (1) |
| Parker Fox | 13 (13) | Elijah Hawkins | 1 (1) |
| Cam Christie | 3 (3) | | |
| Braden Carrington | 1 (1) | DOUBLE-FIGURE ASSISTS | SEASON (MN CAREER) |
| Kadyn Betts | 1 (1) | Elijah Hawkins | 4 (4) |
| Isaiah Ihnen | 1 (1) | | |
| | | STARTS | SEASON (MN CAREER) |
| DOUBLE DOUBLES | SEASON (MN CAREER) | Dawson Garcia | 16 (42) |
| Dawson Garcia | 3 (6) | Joshua Ola-Joseph | 18 (42) |
| Elijah Hawkins | 2 (2) | Pharrel Payne | 10 (10) |
| Pharrel Payne | 1 (4) | Braeden Carrington | 10 (10) |
| | | Elijah Hawkins | 18 (18) |
| 30+ SCORING GAMES | SEASON (MN CAREER) | Isaiah Ihnen | 7 (10) |
| Dawson Garcia | 2 (2) | Cam Christie | 11 (11) |
| | | Mike Mitchell Jr. | 9 (9) |
| | | Will Ramberg | - (4) |
| 20+ SCORING GAMES | SEASON (MN CAREER) | | |
| Dawson Garcia | 4 (8) | GAMES MISSED <small>(INJURY/ILLNESS/OTHER)</small> | SEASON (MN CAREER) |
| Cam Christie | 1 (1) | Braeden Carrington | 3 (11) |
| Isaiah Ihnen | 1 (1) | Dawson Garcia | 3 (8) |
| Braeden Carrington | - (1) | Pharrel Payne | 1 (2) |
| Mike Mitchell Jr. | 1 (1) | Will Ramberg | - (2) |
| | | Cam Christie | 1 (1) |
| DOUBLE-FIGURE SCORING | SEASON (MN CAREER) | Jack Wilson | 2 (2) |
| Dawson Garcia | 15 (37) | Elijah Hawkins | 1 (1) |
| Pharrel Payne | 7 (20) | Erick Reader | 1 (1) |
| Joshua Ola-Joseph | 13 (23) | | |
| Isaiah Ihnen | 3 (4) | FOULED OUT | SEASON (MN CAREER) |
| Elijah Hawkins | 9 (9) | Dawson Garcia | - (2) |
| Cam Christie | 9 (9) | Pharrel Payne | - (2) |
| Mike Mitchell Jr. | 9 (9) | Elijah Hawkins | 1 (1) |
| Braeden Carrington | 2 (8) | | |
| Parker Fox | 1 (1) | | |

| | | |
|--|------|---------------------------------|
| Largest Victory | 36 | vs. IUPUI (12/12/23) |
| Largest Defeat | 18 | San Francisco (11/26/23) |
| Largest Halftime Lead | 30 | vs. IUPUI (12/12/23) |
| Largest Halftime Deficit | 15 | Nebraska (12/6/23) |
| Most Points In First Half | 57 | vs. IUPUI (12/12/23) |
| Most Points In Second Half | 52 | Nebraska (12/6/23) |
| Most Points Allowed In First Half | 42 | Ohio State (12/3/23) |
| Most Points Allowed In Second Half | 46 | vs. UTSA (11/10/23) |
| Best Field Goal Pct. In A Half | 70.6 | vs. IUPUI (12/12/23) (1st Half) |
| Best Field Goal Pct. In A Game | 62.7 | vs. IUPUI (12/12/23) |
| Best Field Goal Pct. In a Big Ten Game | 48.3 | Ohio State (12/3/23) |
| Largest Lead | 41 | vs. IUPUI (12/12/23) |
| Largest Lead On Road | - | - |
| Largest Lead - Neutral Site | - | - |
| Largest Deficit | 22 | Ohio State (12/3/23) |
| Largest Deficit At Home | 17 | Nebraska (12/6/23) |
| Largest Deficit On Road | 22 | Ohio State (12/3/23) |
| Largest Deficit Neutral Site | 20 | San Francisco (11/26/23) |

Minnesota Game-By-Game

| Opponent | Date | Score | FG-FGA | PCT | Three-Pointers | | Free-Throws | | Rebound and Average | | | | | | | PTS | AVG | | |
|------------------|-------|-----------|--------|------|----------------|------|-------------|-------|---------------------|-----|-----|------|-----|-----|----|-----|-----|-----|------|
| | | | | | 3FG | 3FGA | PCT | FT | FTA | PCT | OFF | DEF | TOT | AVG | PF | | | A | TO |
| Beth-Cookman | 11.6 | W, 80-60 | 24-46 | .525 | 5-17 | 29.4 | 27-35 | .771 | 9 | 28 | 37 | 37.0 | 16 | 17 | 17 | 4 | 9 | 80 | 80 |
| UTSA | 11.10 | W, 102-76 | 30-55 | .545 | 14-29 | 48.3 | 28-34 | .82.4 | 7 | 36 | 43 | 40.0 | 19 | 21 | 11 | 6 | 7 | 102 | 91 |
| Missouri | 11.16 | L, 68-70 | 28-58 | .414 | 8-23 | 34.8 | 12-17 | .70.6 | 16 | 28 | 44 | 41.3 | 13 | 16 | 16 | 7 | 3 | 68 | 83.3 |
| USC Upstate | 11.18 | W, 67-53 | 23-58 | .397 | 5-23 | .217 | 16-19 | .842 | 9 | 35 | 44 | 42.0 | 14 | 16 | 11 | 8 | 2 | 67 | 79.3 |
| Ark-Pine Bluff | 11.21 | W, 86-67 | 31-69 | .449 | 11-36 | .306 | 13-18 | .722 | 19 | 31 | 50 | 43.6 | 18 | 24 | 15 | 5 | 9 | 86 | 80.6 |
| vs San Francisco | 11.26 | L, 58-76 | 22-50 | .440 | 4-15 | .267 | 10-15 | .667 | 9 | 20 | 29 | 41.2 | 10 | 11 | 18 | 1 | 3 | 58 | 76.8 |
| New Orleans | 11.30 | W, 97-64 | 38-64 | .594 | 8-22 | .364 | 13-23 | .565 | 12 | 32 | 44 | 41.6 | 22 | 27 | 12 | 6 | 5 | 97 | 79.7 |
| at Ohio State | 12.3 | L, 74-84 | 28-58 | .483 | 4-14 | .286 | 14-20 | .700 | 11 | 19 | 30 | 40.1 | 22 | 13 | 13 | 2 | 8 | 74 | 79.0 |
| Nebraska | 12.6 | W, 76-65 | 25-53 | .472 | 8-25 | .320 | 18-29 | .621 | 13 | 19 | 32 | 39.1 | 9 | 18 | 16 | 7 | 10 | 76 | 78.7 |
| FGCU | 12.9 | W, 77-57 | 31-68 | .456 | 10-28 | .357 | 5-5 | 1.000 | 13 | 25 | 38 | 39.0 | 12 | 23 | 7 | 4 | 7 | 77 | 78.5 |
| IUPUI | 12.12 | W, 101-65 | 42-67 | .627 | 14-28 | .500 | 3-5 | .600 | 9 | 31 | 40 | 39.1 | 15 | 31 | 12 | 5 | 7 | 101 | 80.5 |
| Ball State | 12.21 | W, 80-63 | 30-57 | .526 | 8-18 | .444 | 12-22 | .545 | 10 | 25 | 35 | 38.8 | 15 | 22 | 6 | 3 | 7 | 80 | 80.5 |
| Maine | 12.29 | W, 82-60 | 29-57 | .509 | 11-24 | .458 | 11-19 | .579 | 8 | 26 | 34 | 38.4 | 13 | 23 | 11 | 5 | 8 | 80 | 80.5 |
| at Michigan | 1.4 | W, 73-71 | 29-61 | .475 | 10-24 | .417 | 5-9 | .556 | 12 | 22 | 34 | 38.1 | 18 | 17 | 9 | 6 | 7 | 73 | 79.9 |
| Maryland | 1.7 | W, 65-62 | 24-59 | .407 | 6-23 | .261 | 11-18 | .611 | 13 | 22 | 35 | 37.9 | 19 | 18 | 10 | 6 | 11 | 65 | 78.9 |
| at Indiana | 1.12 | L, 62-74 | 23-59 | .390 | 3-20 | .150 | 13-24 | .542 | 13 | 29 | 42 | 38.1 | 22 | 9 | 14 | 7 | 7 | 62 | 77.9 |
| Iowa | 1.15 | L, 77-86 | 28-58 | .483 | 5-29 | .172 | 16-24 | .667 | 7 | 23 | 30 | 37.6 | 16 | 20 | 12 | 2 | 8 | 77 | 77.8 |
| at Michigan St | 1.18 | L, 66-76 | 21-49 | .429 | 7-20 | .350 | 17-26 | .654 | 10 | 28 | 38 | 37.7 | 24 | 13 | 19 | 1 | 3 | 66 | 77.2 |
| #13 Wisconsin | 1.23 | L, 59-61 | 22-58 | .379 | 10-24 | .417 | 5-13 | .385 | 13 | 22 | 35 | 37.5 | 14 | 15 | 10 | 7 | 5 | 59 | 76.2 |

Individual Points-Rebounds-Assists

| Opponent (Date) | 0 EH | 1 JOJ | 2 MM | 3 DG | 4 BC | 5 II | 8 KK | 11 JP | 12 ER | 15 KB | 21 PP | 23 PF | 24 CC | 25 WR | 33 JW |
|-----------------|---------|--------|--------|---------|--------|--------|-------|-------|-------|-------|---------|--------|--------|-------|-------|
| Beth-Cookman | 10-2-1 | 8-2-1 | 6-5-4 | 23-14-6 | 13-3-1 | 8-4-2 | DNP | DNP | DNP | 0-0-0 | 5-2-1 | 7-1-1 | DNP | DNP | 0-0-0 |
| UTSA | 8-10-8 | 12-3-0 | 11-2-2 | 22-6-3 | 3-2-1 | 20-6-0 | 0-1-0 | DNP | DNP | 0-0-0 | DNP | 6-5-0 | 18-3-4 | DNP | 2-0-3 |
| Missouri | 8-5-6 | 8-2-2 | 8-3-1 | 16-9-3 | 6-13-2 | 10-5-0 | DNP | DNP | DNP | DNP | 10-2-0 | 0-0-0 | 2-3-2 | DNP | DNP |
| USC Upstate | 9-5-5 | 9-3-0 | 9-5-0 | 14-6-2 | 6-5-1 | 3-4-2 | DNP | DNP | DNP | DNP | 7-5-1 | 5-2-3 | 5-2-2 | DNP | DNP |
| Ark-Pine Bluff | 10-3-4 | 12-3-1 | 8-1-4 | 19-9-2 | 8-4-4 | 6-6-4 | DNP | DNP | DNP | 3-1-0 | 6-5-1 | 0-6-0 | 14-3-4 | DNP | DNP |
| San Francisco | 4-3-5 | 4-2-0 | 9-6-4 | 19-6-1 | 0-5-1 | 0-0-0 | DNP | DNP | DNP | DNP | 15-6-0 | 0-0-0 | 7-1-0 | DNP | DNP |
| New Orleans | 3-4-9 | 10-1-1 | 14-2-5 | 15-4-1 | 7-7-3 | 0-3-1 | 0-1-0 | 0-0-0 | 0-1-0 | 0-0-1 | 17-5-1 | 6-5-1 | 20-0-4 | 0-0-0 | 5-5-0 |
| Ohio State | 10-0-5 | 7-4-1 | 4-0-1 | 36-11-1 | 0-1-1 | 0-0-0 | DNP | DNP | DNP | DNP | 6-7-3 | 0-0-1 | 11-3-0 | DNP | DNP |
| Nebraska | 12-6-11 | 15-5-2 | 12-0-0 | 0-2-0 | 13-5-2 | 1-3-0 | DNP | DNP | DNP | DNP | 12-4-1 | 2-0-1 | 9-3-1 | DNP | DNP |
| FGCU | 8-0-11 | 17-4-1 | 14-4-5 | DNP | 2-2-1 | 13-5-1 | 2-0-0 | DNP | DNP | 0-0-0 | 4-6-1 | 6-7-3 | 11-6-0 | DNP | DNP |
| IUPUI | 2-2-17 | 14-3-2 | 14-2-4 | DNP | DNP | 9-3-0 | 5-3-1 | 0-1-0 | 4-4-0 | 7-0-2 | 9-8-0 | 16-5-2 | 19-6-3 | 2-0-0 | DNP |
| Ball State | 12-7-9 | 12-3-0 | 20-4-5 | DNP | DNP | 8-0-0 | 0-0-0 | DNP | DNP | 0-1-0 | 13-4-0 | 4-5-2 | 11-7-6 | DNP | DNP |
| Maine | 12-2-10 | 10-1-2 | 18-2-1 | 12-6-2 | DNP | 8-3-1 | DNP | DNP | DNP | DNP | 12-8-3 | 0-2-1 | 8-6-3 | DNP | DNP |
| at Michigan | 14-2-7 | 12-3-0 | 18-1-3 | 13-12-3 | 2-2-0 | 0-0-0 | DNP | DNP | DNP | DNP | 12-8-2 | 0-1-1 | 2-2-1 | DNP | DNP |
| Maryland | 10-2-9 | 10-0-0 | 2-3-1 | 11-6-2 | 8-5-2 | 0-0-0 | DNP | DNP | DNP | DNP | 8-6-1 | 4-1-1 | 12-4-2 | DNP | DNP |
| at Indiana | 5-3-6 | 12-5-0 | 0-1-1 | 14-9-1 | 7-2-0 | 0-4-0 | DNP | DNP | DNP | DNP | 17-10-0 | 0-1-0 | 7-5-1 | DNP | DNP |
| Iowa | 1-5-9 | 15-2-0 | 7-2-5 | 30-4-2 | 4-5-2 | 3-1-0 | DNP | DNP | DNP | DNP | 3-4-0 | 2-2-1 | 12-2-1 | DNP | DNP |
| at Michigan St | DNP | 4-5-0 | 14-4-5 | 22-9-1 | 7-0-2 | 0-2-0 | DNP | DNP | DNP | DNP | 7-10-2 | 2-4-1 | 8-1-2 | DNP | 2-0-0 |
| #13 Wisconsin | 16-5-9 | 2-0-0 | 7-3-3 | 10-3-1 | 3-4-1 | 2-1-0 | DNP | DNP | DNP | DNP | 9-7-0 | 4-3-0 | 6-2-1 | DNP | DNP |

THE LAST TIME...

> TEAM RECORDS

| | |
|--|--|
| RANKED IN A.P. TOP 25 | Jan. 25, 2021 (No. 21) |
| RANKED IN USA TODAY TOP 25 | Jan. 25, 2021 (No. 20) |
| DEFEATED AN A.P. NO. 1 TEAM | Feb. 27, 2013 (Minnesota 77, No. 1 Indiana 73) |
| DEFEATED AN A.P. TOP 5 TEAM | Dec. 25, 2020 (Minnesota 102, No. 4 Iowa 95 OT) |
| DEFEATED AN A.P. TOP 10 TEAM | Jan. 16, 2021 (No. 23 Minnesota 75, No. 7 Michigan 57) |
| DEFEATED AN A.P. TOP 25 TEAM | Feb. 11, 2021 (Minnesota 71, No. 24 Purdue 68) |
| DEFEATED TWO A.P. TOP 5 TEAMS | 2020-21 Season (Beat No. 4 Iowa and No. 7 Michigan) |
| DEFEATED A HIGHER RANKED TEAM ON THE ROAD (when ranked) | |
| Feb. 12, 1994 | (#23 Minnesota 109, #21 Wisconsin 78 in Madison, Wis.) |
| DEFEATED A RANKED TEAM ON THE ROAD (when unranked) | |
| Jan. 3, 2019 | (Minnesota 59, No. 22 Wisconsin 52 in Madison, Wis.) |
| DEFEATED A HIGHER RANKED TEAM AT NEUTRAL SITE (when ranked) | |
| Nov. 26, 2009 | (#16 Minnesota 82, #10 Butler 73 in Anaheim, Calif.) |
| DEFEATED A RANKED TEAM AT NEUTRAL SITE (when unranked) | |
| Mar. 15, 2019 | (Minnesota 75, #13 Purdue 73 - BTT) |
| SCORED 100 POINTS IN A GAME | Dec. 12, 2023 (Minnesota 101, IUPUI 65) |
| SCORED 50 PTS IN A HALF | Dec. 12, 2023 (57 in first half vs. IUPUI) |
| ALLOWED 100 POINTS IN A GAME | Feb. 20, 1988 (Iowa 107, Minnesota 86) |
| HELD OPPONENT TO LESS THAN 50 POINTS - WIN | |
| Nov. 24, 2021 | (Minnesota 55, Jacksonville 44) |
| HELD OPPONENT TO LESS THAN 50 POINTS - LOSS | |
| Jan. 26, 2013 | (Wisconsin 45, Minnesota 44) |
| HELD OPPONENT TO LESS THAN 40 POINTS | Nov. 9, 2012 (Minnesota 72, American 36) |
| HELD OPPONENT UNDER 20 POINTS IN A HALF | Nov. 21, 2022 (California Baptist - 18 in 1st) |
| HELD OPPONENT UNDER 15 POINTS IN A HALF | Jan. 3, 2019 (Wisconsin - 14 in 1st) |
| DEFEATED A TEAM BY 30 POINTS | Dec. 12, 2023 (Minnesota 101, IUPUI 65) |
| DEFEATED A TEAM BY 20 POINTS | Dec. 12, 2023 (Minnesota 101, IUPUI 65) |
| SHOT 70 PERCENT FROM THE FIELD | Feb. 11, 1984 (.714, vs. Indiana - 30 of 42) |
| SHOT 60 PERCENT FROM THE FIELD | Dec. 12, 2023 (.627 vs. IUPUI - 42 of 67) |
| SHOT OVER 55 PERCENT FROM THE FIELD | Nov. 30, 2023 (.594 vs New Orleans) |
| MADE 10 THREE-POINTERS IN A GAME | Jan. 4, 2024 (Minnesota vs. Michigan 10 of 24) |
| ERASED A 15-POINT DEFICIT TO WIN GAME | Dec. 6, 2023 vs. Nebraska |
| HAD 50 REBOUNDS IN A GAME | Nov. 21, 2023 (50 vs Ark-Pine Bluff) |
| HAD 30 ASSISTS IN A GAME | Dec. 12, 2023 (Minnesota 101, IUPUI 65) |
| HAD 20 ASSISTS IN A GAME | Jan. 15, 2024 (20 off 58 FG attempts vs. Iowa) |
| HAD 15 STEALS IN A GAME | Feb. 7, 2015 (17 vs. Purdue) |
| HAD 10 STEALS IN A GAME | Jan. 7, 2024 vs. Maryland (11) |
| BLOCKED 10 SHOTS IN A GAME | Jan. 3, 2018 (10 vs. Illinois) |
| COMMITTED FEWER THAN 5 TURNOVERS | Dec. 11, 2021 (4 at Michigan) |
| FORCED 30 TURNOVERS | Dec. 28, 2007 (30 vs. Nicholls State) |
| FORCED 25 TURNOVERS | Dec. 8, 2014 (25 vs. North Dakota) |
| FORCED 20 TURNOVERS | Nov. 19, 2021 (20 vs. Purdue Ft. Wayne 49) |
| HAD SIX PLAYERS SCORE IN DOUBLE FIGURES | Nov. 22, 2016 vs. Arkansas (Amir Coffey-19, Nate Mason-13, Eric Curry-12, Akeem Springs-11, Jordan Murphy-10, Reggie Lynch-10) |
| HAD FIVE PLAYERS SCORE IN DOUBLE FIGURES | Jan. 4, 2024 vs Michigan (Mitchell Jr.-18, Hawkins-14, Garcia, 13, Payne-12, Ola-Joseph-12) |
| TWO PLAYERS WITH DOUBLE-DOUBLES IN THE SAME GAME | Nov. 22, 2021 vs. Green Bay (Eric Curry - 11 points, 10 rebounds; Payton Willis - 14 points, 10 assists) |
| THREE PLAYERS WITH DOUBLE-DOUBLES IN THE SAME GAME | |
| Dec. 11, 2018 vs. North Florida (Jordan Murphy - 20 points, 18 rebounds; Isaiah Washington - 14 points, 13 assists; Daniel Oturu - 13 points, 11 rebounds) | |
| WON A GAME WITH THE LAST SHOT IN THE GAME | March 2, 2023 (Jamison Battle three-pointer vs Rutgers on a buzzer beater) |
| WON A GAME WITH MINNESOTA'S LAST SHOT | March 2, 2023 (Jamison Battle three-pointer vs Rutgers on a buzzer beater) |
| MINNESOTA'S LAST BUZZER BEATER WIN | March 2, 2023 (Jamison Battle three-pointer vs Rutgers as time expired) |

> OVERTIME

| | |
|-------------------------------|--|
| PLAYED AN OVERTIME GAME | Jan. 7, 2023 (Nebraska 81, Minnesota 79 OT) |
| PLAYED A DOUBLE OVERTIME GAME | Nov. 14, 2021 (Minnesota 87, Princeton 80 2OT) |
| PLAYED A TRIPLE OVERTIME GAME | Feb. 5, 2014 (Purdue 77, Minnesota 74 3OT) |
| WON AN OVERTIME GAME | Nov. 21, 2022 (Minnesota 62, California Baptist 61 OT) |
| LOST AN OVERTIME GAME | Jan. 7, 2023 (Nebraska 81, Minnesota 79 OT) |

> MINNESOTA INDIVIDUAL RECORDS

| | |
|--|---|
| TRIPLE-DOUBLE | Mychal Thompson (34 pts, 12 reb, 12 blocks vs. Ohio State), 1/26/1976 |
| DOUBLE-DOUBLE (PTS-AST) | Elijah Hawkins (12 pts., 10 ast., vs. Maine), 12/29/2023 |
| DOUBLE-DOUBLE (PTS-RBS) | Dawson Garcia (13 pts., 12 rbs., vs Michigan), 1/4/2024 |
| 40 OR MORE POINTS IN A GAME | Marcus Carr (41 at Nebraska), 2/27/2021 |
| 35 POINTS IN A GAME | Dawson Garcia (36 pts., 11 rbs., vs Ohio State), 12/3/2023 |
| 30 POINTS IN A GAME | Dawson Garcia (36 pts., 11 rbs., vs Ohio State), 12/3/2023 |
| 25 POINTS IN A GAME | Dawson Garcia (36 pts., 11 rbs., vs Ohio State), 12/3/2023 |
| 25 POINTS IN A HALF | Dawson Garcia (28 pts vs Ohio State), 12/3/2023 |
| 20 POINTS IN A HALF | Dawson Garcia (28 pts vs Ohio State), 12/3/2023 |
| 20 REBOUNDS IN A GAME | Daniel Oturu (20 vs. FIU), 12/28/2019 |
| 15 REBOUNDS IN A GAME | Dawson Garcia (15 vs Nebraska), 1/7/2023 |
| 15 ASSISTS IN A GAME | Elijah Hawkins (17, vs. IUPUI), 12/12/23* |
| 10 ASSISTS IN A GAME | Elijah Hawkins (10 vs. Maine), 12/29/2023 |
| FIVE THREE-POINTERS IN A GAME | Mike Mitchell Jr. (5 vs. Maine), 12/29/2023 |
| 15 FREE THROWS MADE IN A GAME | Trevor Mbakwe (16 vs. Fairfield), 11/17/2011 |
| 10 FREE THROWS MADE IN A GAME | Dawson Garcia (12 vs Ohio State), 12/3/2023 |
| 10 FREE THROWS MADE IN CONSECUTIVE GAMES | Marcus Carr (13 at Nebraska, 13 at Penn State), 2-27/21-3/3/2021 |
| FIVE STEALS IN A GAME | Elijah Hawkins (6 vs. Maryland), 1/7/2024 |
| FIVE BLOCKS IN A GAME | Liam Robbins (6 at Purdue), 1/30/2021 |
| 10 BLOCKS IN A GAME | Reggie Lynch (11 vs. Penn State), 2/25/2017 |
| 30 POINTS AND 10 ASSISTS IN A GAME | Nate Mason (31 pts., 11 ast., at Purdue), 1/1/2017 |
| 30 POINTS AND 10 REBOUNDS IN A GAME | Dawson Garcia (36 pts., 11 rbs., vs Ohio State), 12/3/2023 |
| 20 POINTS AND 10 ASSISTS IN A GAME | Payton Willis (24 pts., 10 ast., vs. Purdue), 2/2/2022 |
| 20 POINTS AND 20 REBOUNDS IN A GAME | Daniel Oturu (21 pts., 20 rbs., vs. FIU), 12/28/2019 |
| 20 POINTS AND 10 REBOUNDS IN A GAME | Jamison Battle (21 pts., 14 rbs., vs. Neb), 2/19/2022 |
| 15 POINTS, 15 REBOUNDS IN A GAME | Dawson Garcia (19 pts, 15 rbs vs Nebraska, 1/7/23) |
| CONSECUTIVE 30-POINT GAMES | Marcus Carr (32 vs. SLU; 30 vs. Iowa), 12/20-12/25/2020 |
| CONSECUTIVE 20-POINT GAMES | Dawson Garcia (22 vs. Mich St (1/18/24 and 30 vs Iowa (1/15/24) |
| THREE STRAIGHT 20-POINT GAMES | Marcus Carr (21 vs Northwestern; 41 at Nebraska; 22 at Penn State), 2/25-3/3/2021 |
| THREE STRAIGHT 10-ASSIST GAMES | Elijah Hawkins (11 vs Nebraska; 11 vs FGCU; 17 vs IUPUI), 12/6-2/12/2023 |
| FOUR STRAIGHT 20-POINT GAMES | Daniel Oturu (22 at Northwestern; 28 vs. Maryland; 26 at Wisconsin; 24 at Indiana), 2/23-3/4/2020 |
| FIVE STRAIGHT 20-POINT GAMES | Amir Coffey (31 at Northwestern; 32 vs. Purdue; 23 at Maryland; 22 vs. Penn State - BTT; 21 vs. Purdue - BTT), 2/28-3/15/2019 |

> OPPONENT INDIVIDUAL RECORDS

| | |
|-------------------------------|---|
| TRIPLE-DOUBLE | Ayo Dosunmu (19 pts., 10 rbs., 10 assists), Illinois, 2/20/2021 |
| DOUBLE-DOUBLE | AJ Storr (Wisconsin: 15 pts, 12 reb), 1/23/2024 |
| 40 OR MORE POINTS IN A GAME | Collin Sexton, Alabama (40), 11/25/2017 |
| 30 POINTS IN A GAME | Jalen Pickett (Penn State: 32 pts), 2/18/2023 |
| 25 POINTS IN A GAME | Ben Krikke (Iowa: 25 pts), 1/15/2024 |
| 20 REBOUNDS IN A GAME | Trayce Jackson-Davis (Indiana: 21 reb), 1/25/2023 |
| 15 REBOUNDS IN A GAME | Trayce Jackson-Davis (Indiana: 21 reb), 1/25/2023 |
| 15 ASSISTS IN A GAME | Bryant McIntosh, Northwestern (16), 1/10/2018 |
| 10 ASSISTS IN A GAME | Ayo Dosunmu, Illinois (10), 2/20/2021 |
| FIVE THREE-POINTERS IN A GAME | Taran Armstrong, Cal Baptist (24 pts) 11/21/22 |
| 10 FREE THROWS MADE IN A GAME | Boo Buie, Northwestern (12), 2/25/2021 |
| FIVE STEALS IN A GAME | Trent Frazier, Illinois (6), 2/20/2021 |
| FIVE BLOCKS IN A GAME | Trayce Jackson-Davis (Indiana: 21 reb), 1/25/2023 |
| 20 POINTS/10 REBOUNDS IN GAME | Cliff Omoruyi (Rutgers: 23 pts, 11 reb), 3/2/2023 |

* - school record



BEN JOHNSON

HEAD COACH | THIRD YEAR HEAD COACH | GOLDEN GOPHER ALUM

JOHNSON AT A GLANCE

Hometown Minneapolis
 High School DeLaSalle (Minneapolis)
 College Minnesota, 2005
 (B.S. Sociology)



COLLEGIATE COACHING EXPERIENCE

2021- Head Coach, Minnesota
 2018-21 Assistant Coach, Xavier
 2013-18 Assistant Coach, Minnesota
 2012-13 Assistant Coach, Nebraska
 2008-12 Assistant Coach, UNI
 2006-08 Assistant Coach, Texas-Pan American
 2005-06 Graduate Assistant, University of Dayton

COACHING ACCOLADES

- Named the Minnesota head coach on March 22, 2021 after a three-year stint at Xavier
- First collegiate head coaching win came against Kansas City (Nov. 9, 2021) and first Big Ten win vs. Michigan (Dec. 11, 2021)
- In just first season as head coach, signed the No. 43 recruiting class
- Helped Xavier to consecutive top-30 recruiting classes in 2019 and 2020 as well as a 51-37 record in that span.
- Was at Minnesota from 2013-18 where he recruited local standouts Amir Coffey and Daniel Oturu as well as Gopher great Jordan Murphy.
- Recruiting coordinator during his one year at Nebraska
- Spent 2008-12 at Northern Iowa where the Panthers went 93-77 and won at least 20 games all four years there.
- Began his coaching career as a graduate assistant at Dayton

PLAYING CAREER

- Started his collegiate playing career at Northwestern for two seasons before finishing his career at Minnesota
- Tallied 533 points in 59 games as a Golden Gopher and scored 1,202 in his four-year college career between the two institutions and posted a .423 field goal percentage
- Two-year captain for the Gophers during his career
- Scored a career-high 32 points and 40 minutes played against Furman on Nov. 30, 2003
- Was a standout at DeLaSalle High School where he scored 2,200 points for the Islanders and was inducted into the DeLaSalle HS Hall of Fame in 2016
- In his senior year of high school, was named a Street & Smith All-American
- Played under Dave Thorson at DeLaSalle that won two state championships and a first-team all-state honors twice in basketball and football
- Also played at Howard Pulley in AAU

Ben Johnson enters his third year at the helm of Golden Gopher men's basketball. Johnson, 43, was named Minnesota's 18th head coach in school history on March 22, 2021.

In his first season as the Gopher men's basketball coach, Johnson had the task of assembling a team from scratch when he added 10 newcomers to the group. The Golden Gophers went 13-17 in 2021-22 and went 9-1 in nonconference play. Under Coach Johnson's tutelage, Minnesota won five road games, the first road wins since the 2019-20 campaign. He also recorded six Power 5 wins last year, including two Quad 1 wins. Johnson notched his first Big Ten Conference win on the road when the team defeated Michigan, 75-65. It marked Minnesota's first win at Michigan since the 2010-11 season. The Gophers also won the inaugural Asheville Championship and earned a thrilling win over Pitt in the Big Ten/ACC Challenge. Two players garnered All-Big Ten honorable mention in 2021-22.

Off the court, the Golden Gophers have six individuals earn a degree in May of 2022 as the team held a 3.18 team grade point average last season. He also signed the No. 43 recruiting class in just his first year as a head coach and welcomed eight newcomers to the 2022-23 team.

Minnesota went 9-22 in Johnson's second year, playing an unprecedented four freshman in his second head coaching campaign. Johnson also added his first Big Ten Tournament win when the Gophers defeated Nebraska, 78-75. Off the court, the Golden Gophers graduated five individuals and recorded a program best 3.36 grade point average in the spring of 2023. Minnesota also had 12 individuals record a GPA over 3.0.

Johnson, who graduated from Minnesota in 2005 with a bachelor's degree in sociology, returns to his alma mater after spending three seasons at Xavier as an assistant coach. Johnson previously served as an assistant coach at Minnesota from 2013-18 and was a two-time captain during his playing career for the Gophers.

Johnson helped lead Xavier to consecutive top-30 recruiting classes in 2019 and 2020 and the Musketeers posted a collective record of 51-37 in three seasons with him on the bench. In his previous stint at Minnesota, Johnson helped recruit local standouts and current NBA athletes in Daniel Oturu and Amir Coffey to the Gophers. Johnson was instrumental in recruiting and developing Jordan Murphy, who finished his career atop the Gopher record books in rebounds (1,307), free

throws made (460), free throws attempted (698) and second in scoring (1,802 points).

Prior to returning to Minnesota in 2013, he spent one season as an assistant coach under Tim Miles at the University of Nebraska. While with the Huskers, Johnson assisted in all-day-to-day basketball-related duties while also serving as recruiting coordinator. Johnson also led the development of Nebraska's backcourt players.

Johnson spent 2008-12 as an assistant coach at Northern Iowa. The Panthers went a combined 93-77 in that timeframe, winning at least 20 games in all four years. Northern Iowa reached postseason play in all four years and advanced to the NCAA Sweet 16 in 2009-10. That year, UNI won a school-record 30 games and upset top-seeded Kansas in the second round. During his tenure at UNI, the Panthers boasted three first-team All-MVC selections, including 2010 Missouri Valley Conference MVP Adam Koch in 2010. Four players were named to the MVC All-Freshmen or All-Newcomer teams, including a pair in 2011-12.

Prior to his stay at Northern Iowa, Johnson served as an assistant coach for two seasons at the University of Texas-Pan American. He was heavily involved in recruiting, worked with the Broncos perimeter players and coordinated UT-PA's summer camps.

Johnson's coaching career began at the University of Dayton, where he served as a graduate assistant during the 2005-06 season.

Johnson started his collegiate playing career at Northwestern and played two seasons before returning to the Twin Cities to finish his career. He finished with 533 points in 59 games in Maroon and Gold and scored a total of 1,202 career points between the two Big Ten Conference institutions.

The Minneapolis native enjoyed a standout prep career, leading DeLaSalle High School to a pair of state championships. He was a two-time first-team all-state selection in both football and basketball, and as a senior, was named a Street & Smith All-American, as well as an honorable mention Nike All-American.

He was listed as the 60th-best basketball player in the country by Bob Gibbons in his senior season, totaling more than 2,200 points during his high school career. Johnson also was listed on Tom Lemming's High School Football All-American list as a top-20 national recruit and was a two-time all-state performer on the gridiron.



O

ELIJAH HAWKINS

GUARD | JR | 5-11 | 160
 WASHINGTON, D.C.
 HOWARD | DEMATHA CATHOLIC HS

2023-24 | JUNIOR SEASON

Started in his first Gopher game in the season opener against Bethune-Cookman (11/6) and scored 10 points • added a team-high 10 rebounds, eight assists and two steals in the win over UTSA (11/10) • had nine points and five assists vs. USC Upstate (11/18) • scored 10 points, four assists in UAPB win (11/21) • had a season-high nine assists and four rebounds vs. New Orleans (11/30) • added his first double-double of his Gopher career when he had 12 points, 10 assists • recorded eight points and 11 assists vs. FGCU (12/9) • set a school record with 17 assists, which broke a nearly 30-year school record • also helped the Gophers set a team single game assist record with 30 against IUPUI • scored 12 points and seven rebounds vs Ball State (12/21) • added his third pt/assist double with 12 points, 10 assists in the Maine win (12/29) • scored 14 points, seven assists and two steals in Michigan win • had 10 points, nine assists and six steals in Maryland win (1/7) • scored 16 points nine assists, five rebounds vs. Wisconsin (1/23).

PRIOR TO MINNESOTA

Played at Howard in 2021-22 and 2022-23 and started in 55 of 59 games as the Bison point guard • in 2022-23, Hawkins led Howard to its first NCAA Tournament berth in 31 years and a Mid-Eastern Athletic Conference title (MEAC) • averaged a team-best 12.9 points, 6.0 assists, 1.7 steals and 46.6 three-point percentage as a sophomore • named an All-MEAC First Team selection and the National Association of Basketball Coaches (NABC) Division I All-District Team • established career bests in points (20), minutes (39), three pointers made (5) and attempts (8) as well as assists (13) and rebounds (7) in 2022-23 • as a freshman in 2021-22, named the MEAC Rookie of the Year, an All-MEAC Second Team selection and a NABC All-District Team selection • averaged 13 points, 5.6 assists and 3.9 rebounds in 28 games, including 26 starts as a true freshman • during his Howard tenure named a conference player of the week twice in 2022-23 and a nine-time rookie of the week recipient in 2021-22.

PREP

Played at prep powerhouse DeMatha Catholic High School • saw significant time as a starter his junior and senior seasons • was a McDonald's All-America nominee • ranked as the 13th-best player in the Maryland/DC area as a senior • also played with New World AAU.

PERSONAL

Parents are Ramont Hawkins and Kiniesha Abraham • graduated from DeMatha Catholic in 2021 • majoring in sports management.

CAREER HIGHS

Points 23, twice last vs Coppin St. 02/21/22
 FG Attempts 22 at Mount St. Mary's 11/30/21
 Rebounds 10 vs UTSA 11/10/23
 3FG Made 5 at Coppin St. 02/18/23
 3FG Attempts 8 5 times
 Assists 17* vs IUPUI 12/12/23
 FT Made 9 vs UMES 02/05/22
 Steals 7 at N.C. Central 01/29/22
 FT Attempts 11 vs UMES 02/05/22
 Blocks 1, 5 times
 * school record
 FG Made 9 vs Dist. Columbia 11/09/21

2023-24 GAME-BY-GAME (MN SEASON)

| Opponent (Date) | Start | Min | Fg-Fa | 3g-3a | Ft-Fta | O-D/T | PF | A | TO | Blk | Stl | Pts |
|-----------------------|------------|-----|-------|-------|--------|--------|----|----|----|-----|-----|-----|
| Beth-Cookman (11.6) | Y | 25 | 3-7 | 1-2 | 3-3 | 0-2/2 | 3 | 1 | 1 | 0 | 2 | 10 |
| UTSA (11.10) | Y | 29 | 1-6 | 0-3 | 6-6 | 1-9/10 | 3 | 8 | 6 | 1 | 2 | 8 |
| Missouri (11.16) | Y | 27 | 2-7 | 2-3 | 2-2 | 0-5/5 | 1 | 6 | 4 | 0 | 1 | 8 |
| USC Upstate (11.18) | Y | 27 | 2-8 | 0-3 | 5-5 | 1-4/5 | 2 | 5 | 3 | 0 | 1 | 9 |
| UAPB (11.21) | Y | 16 | 2-4 | 1-3 | 5-6 | 3-0/3 | 4 | 4 | 2 | 0 | 1 | 10 |
| San Francisco (11.26) | Y | 24 | 2-5 | 0-2 | 0-0 | 2-1/3 | 2 | 5 | 5 | 0 | 1 | 4 |
| New Orleans (11.30) | Y | 26 | 1-3 | 0-2 | 1-3 | 0-4/4 | 2 | 9 | 1 | 0 | 0 | 3 |
| Ohio State (12.3) | Y | 37 | 3-7 | 2-5 | 2-4 | 0-0/0 | 2 | 5 | 3 | 0 | 3 | 10 |
| Nebraska (12.6) | Y | 35 | 2-4 | 2-3 | 6-10 | 1-5/6 | 2 | 11 | 4 | 1 | 1 | 12 |
| FGCU (12.9) | Y | 31 | 3-10 | 2-6 | 0-0 | 0-0/0 | 2 | 11 | 2 | 0 | 2 | 8 |
| IUPUI (12.12) | Y | 32 | 1-6 | 0-3 | 0-0 | 0-2/2 | 2 | 17 | 1 | 0 | 3 | 2 |
| Ball State (12.21) | Y | 37 | 3-6 | 1-1 | 5-6 | 0-7/7 | 0 | 9 | 1 | 0 | 1 | 12 |
| Maine (12.29) | Y | 35 | 4-8 | 2-4 | 2-2 | 0-2/2 | 1 | 10 | 2 | 1 | 4 | 12 |
| at Michigan (1.4) | Y | 36 | 5-7 | 4-5 | 0-1 | 0-2/2 | 2 | 7 | 2 | 0 | 2 | 14 |
| Maryland (1.7) | Y | 39 | 4-9 | 2-4 | 0-0 | 0-2/2 | 2 | 9 | 4 | 1 | 6 | 10 |
| at Indiana (1.12) | Y | 36 | 2-12 | 1-8 | 0-0 | 0-3/3 | 2 | 6 | 2 | 0 | 1 | 5 |
| Iowa (1.15) | Y | 38 | 0-4 | 0-4 | 1-2 | 0-5/5 | 5 | 9 | 2 | 0 | 4 | 1 |
| at Michigan St (1.18) | DNP-Injury | | | | | | | | | | | |
| Wisconsin (1.23) | Y | 37 | 6-12 | 4-8 | 0-0 | 0-5/5 | 3 | 9 | 4 | 0 | 2 | 16 |

CAREER STATISTICS

| Season | Gp | Gs | Min | Avg | 3-POINT | | | | | REBOUNDS | | | | | | | | | | |
|---------------|-----------|-----------|-------------|-------------|----------------|-------------|----------------|-------------|----------------|-------------|-------------------|------------|--------------|------------|------------|----------|------------|------------|-------------|-------------|
| | | | | | Fg-Fga | Pct | Fg-Fga | Pct. | Ft-Fta | Pct. | O-D/Tot | Avg | Pf/Dq | Asst | TO | Blk | ST | Pts | Avg | |
| 2021-22 | 28 | 26 | 837 | 29.9 | 121-321 | .377 | 33-112 | .295 | 88-111 | .793 | 13-97/110 | 3.9 | 69-2 | 156 | 114 | 4 | 62 | 363 | 13.0 | (Howard) |
| 2022-23 | 31 | 29 | 918 | 29.6 | 123-279 | .441 | 54-116 | .466 | 101-133 | .759 | 16-97/113 | 3.6 | 73-1 | 185 | 125 | 0 | 53 | 401 | 12.9 | (Howard) |
| 2023-24 | 18 | 18 | 568 | 31.6 | 46-125 | .368 | 24-69 | .348 | 38-50 | .760 | 8-58/66 | 3.7 | 40-1 | 141 | 49 | 4 | 37 | 154 | 8.6 | (Minnesota) |
| CAREER | 77 | 73 | 2324 | 30.2 | 290-725 | .400 | 111-297 | .374 | 227-294 | .772 | 37-252/289 | 3.8 | 182-4 | 482 | 288 | 8 | 152 | 918 | 11.9 | |



1 JOSHUA OLA-JOSEPH

FORWARD | SO | 6-7 | 215
BROOKLYN PARK, MINN.
COMPASS PREP (ARIZ.)

2023-24 SEASON | SOPHOMORE SEASON:

Started in the season opener vs. Bethune-Cookman (11/6) and scored eight points • scored 12 points in the UTSA win (11/10) • scored nine points in 20 minutes against USC Upstate (11.18) • had 12 points in the UAPB win (11/21) • posted 10 points vs. New Orleans (11/30) • scored a team-high 15 points in the win over Nebraska (12/6) • tied a career-high 17 points in the win over FGCU (12/9) • established his third-straight double-digit scoring game with 14 points vs. IUPUI (12/12) • added 12 points in the win over Ball State (12/21) • produced 10 points in the Maine win (12/29) • had 12 points in the Michigan win (1/4) • scored 12 points, five rebounds at Indiana (1/12) • scored 15 points vs. Iowa (1/15).

2022-23 SEASON | FRESHMAN SEASON:

As a true freshman, saw action in all 31 games for the Gophers, including 24 starts and 685 minutes played • ranked fifth on the team in scoring when he averaged 7.4 ppg and 2.7 rebounds per game • averaged 22.1 minutes played and scored 228 points • made his collegiate debut in the season opener vs. Western Michigan (11/7) and scored six points • scored 12 points in win over St. Francis Brooklyn (11/11) • had six points in the Central Michigan win (11/17) • had 11 points at Virginia Tech (11/28) • made his first collegiate start in the Purdue game (12/4) and scored 10 points • had 11 points and five rebounds vs Michigan (12/8) • had 12 points in the loss to Nebraska (1/7) • scored 13 points in the game vs. Purdue (1/19) • established a career-high six rebounds at Michigan (1/22) • established a career-high 17 points and eight rebounds at Rutgers (2/1) • had 11 points vs. Iowa (2/12) • produced 11 points vs. Penn State (2/18) • scored 11 points at Illinois (2/20) • scored eight points in the opening round of the Big Ten Tournament win vs. Nebraska (3/8).

PREP

Played with Compass Prep (Ariz.) his last prep season where the team went 25-5 and played 10 games • played at Osseo High School prior to his time at Compass Prep • averaged 16.7 points per game, 6.7 rebounds, 2.0 assists and 3.0 blocks his junior season • shot 56 percent from the field and scored double-digit points in 18 of 20 games in 2020-21 • produced 20-plus points in five games and a 30-point game as a junior • averaged 13.5 points per game and held a 36-point game his sophomore year • also played with D1 Minnesota's AAU program and is listed as the 166th recruit nationally.

PERSONAL

Graduated from Compass Prep in 2022 • parents are Taiwo and Abraham.

CAREER STATISTICS

| Season | Gp | Gs | Min | Avg | Fg-Fga | Pct | 3-POINT | | | REBOUNDS | | | | Pct | Stl | Pts | Avg | | |
|---------------|-----------|-----------|-------------|-------------|----------------|-------------|--------------|-------------|--------------|-------------|------------------|------------|--------------|-----------|-----------|-----------|-----------|------------|------------|
| | | | | | | | Fg-Fga | Pct. | Ft-Fta | Pct. | O-D/Tot | Avg | Pf/D | | | | | Asst | TO |
| 2022-23 | 31 | 24 | 685 | 22.1 | 96-176 | .545 | 8-21 | .381 | 28-49 | .571 | 32-53/85 | 2.7 | 70-0 | 11 | 44 | 13 | 12 | 228 | 7.4 |
| 2023-24 | 19 | 18 | 380 | 20.0 | 76-120 | .633 | 13-29 | .448 | 28-39 | .718 | 16-35/51 | 2.7 | 36-0 | 13 | 20 | 5 | 5 | 193 | 10.2 |
| Career | 50 | 42 | 1065 | 21.3 | 172-296 | .581 | 21-50 | .420 | 56-88 | .636 | 48-88/136 | 2.7 | 106-0 | 24 | 64 | 18 | 17 | 421 | 8.4 |

CAREER HIGHS

Points 17 at Rutgers 02/01/23, vs FG Made 8 at Rutgers 02/01/23
 FGCU 12/09/23
 Rebounds 8 at Rutgers 02/01/23
 Assists 2 4 times
 Steals 2 vs Purdue 01/19/23, at Rutgers 02/01/23, vs Ark.-Pine Bluff 11/21/23
 Blocks 2, twice last at Indiana 1/12/24
 FG Attempts 13 at Rutgers 02/01/23
 3FG Made 3 vs FGCU 12/09/23
 3FG Attempts 4 vs FGCU 12/09/23
 FT Made 5 vs Mississippi St. 12/11/22, vs UTSA 11/10/23
 FT Attempts 7 vs UTSA 11/10/23

2023-24 GAME-BY-GAME (MN SEASON)

| Opponent (Date) | Start | Min | Fg-Fa | 3g-3a | Ft-Fta | O-D/T | Pf A | TO | Blk | Stl | Pts |
|-----------------------|-------|-----|-------|-------|--------|-------|------|----|-----|-----|-----|
| Beth-Cookman (11.6) | Y | 19 | 2-4 | 0-1 | 4-4 | 0-2/2 | 1 1 | 2 | 0 | 1 | 8 |
| UTSA (11.10) | Y | 23 | 3-4 | 1-2 | 5-7 | 0-3/3 | 2 0 | 1 | 0 | 1 | 12 |
| Missouri (11.16) | Y | 22 | 4-6 | 0-1 | 0-0 | 1-1/2 | 1 2 | 1 | 0 | 0 | 8 |
| USC Upstate (11.18) | Y | 20 | 4-7 | 0-0 | 1-1 | 0-3/3 | 4 0 | 1 | 0 | 0 | 9 |
| UAPB (11.21) | Y | 22 | 5-8 | 2-3 | 0-0 | 0-3/3 | 3 1 | 0 | 0 | 2 | 12 |
| San Francisco (11.26) | Y | 10 | 1-1 | 0-0 | 2-2 | 1-1/2 | 1 0 | 1 | 0 | 0 | 4 |
| New Orleans (11.30) | Y | 15 | 4-5 | 1-1 | 1-1 | 0-1/1 | 3 1 | 0 | 0 | 1 | 10 |
| at Ohio State (12.3) | Y | 20 | 3-6 | 1-2 | 0-2 | 2-2/4 | 3 1 | 2 | 1 | 0 | 7 |
| Nebraska (12.6) | Y | 23 | 6-8 | 1-1 | 2-2 | 5-0/5 | 0 2 | 2 | 1 | 0 | 15 |
| FGCU (12.9) | Y | 27 | 5-9 | 3-4 | 4-4 | 1-3/4 | 2 1 | 1 | 0 | 0 | 17 |
| IUPUI (12.12) | Y | 19 | 6-9 | 2-2 | 0-0 | 0-3/3 | 2 2 | 0 | 1 | 0 | 14 |
| Ball State (12.21) | Y | 21 | 5-8 | 0-1 | 2-3 | 1-2/3 | 4 0 | 2 | 0 | 0 | 12 |
| Maine (12.29) | Y | 21 | 4-6 | 0-1 | 2-3 | 1-0/1 | 3 2 | 0 | 0 | 0 | 10 |
| T Michigan (1.4) | Y | 19 | 5-9 | 1-2 | 1-2 | 2-1/3 | 0 0 | 1 | 0 | 0 | 12 |
| Maryland (1.7) | Y | 19 | 5-9 | 0-3 | 0-2 | 0-0/0 | 2 0 | 1 | 0 | 0 | 10 |
| at Indiana (1.12) | Y | 30 | 5-8 | 0-0 | 2-4 | 2-3/5 | 2 0 | 1 | 2 | 0 | 12 |
| Iowa (1.15) | Y | 23 | 7-9 | 1-3 | 0-0 | 0-2/2 | 2 0 | 0 | 0 | 0 | 15 |
| at Michigan St (1.18) | Y | 22 | 1-2 | 0-1 | 2-2 | 0-5/5 | 1 0 | 3 | 0 | 0 | 4 |
| Wisconsin (1.23) | N | 5 | 1-2 | 0-1 | 0-0 | 0-0/0 | 0 0 | 1 | 0 | 0 | 2 |

2022-23 GAME-BY-GAME (MN SEASON)

| Opponent (Date) | Start | Min | Fg-Fa | 3g-3a | Ft-Fta | O-D/T | Pf A | TO | Blk | Stl | Pts |
|--------------------------|-------|-----|-------|-------|--------|-------|------|----|-----|-----|-----|
| Western Mich (11/7) | N | 17 | 3-4 | 0-0 | 0-1 | 3-1/4 | 3 0 | 2 | 0 | 0 | 6 |
| St. Francis BK (11/11) | N | 23 | 5-8 | 0-0 | 2-3 | 1-0/1 | 1 0 | 2 | 0 | 0 | 12 |
| DePaul (11/14) | N | 18 | 2-9 | 0-1 | 2-3 | 3-0/3 | 1 0 | 0 | 0 | 0 | 6 |
| Central Mich. (11/17) | N | 22 | 3-4 | 0-1 | 0-2 | 0-2/2 | 1 0 | 1 | 1 | 0 | 6 |
| Cal Baptist (11/21) | N | 4 | 0-0 | 0-0 | 0-0 | 0-0/0 | 2 0 | 0 | 0 | 0 | 0 |
| UNLV (11/23) | N | 12 | 1-2 | 0-0 | 1-2 | 1-0/1 | 1 0 | 1 | 0 | 0 | 3 |
| at Virginia Tech (11/28) | N | 18 | 4-7 | 1-3 | 2-4 | 1-3/4 | 3 0 | 0 | 1 | 0 | 11 |
| at #5 Purdue (12/4) | Y | 18 | 5-10 | 0-0 | 0-0 | 1-2/3 | 4 0 | 0 | 0 | 1 | 10 |
| vs. Michigan (12/8) | Y | 29 | 4-7 | 0-0 | 3-4 | 4-1/5 | 1 0 | 5 | 1 | 1 | 11 |
| vs. #23 Miss St (12/11) | Y | 19 | 2-4 | 0-0 | 5-6 | 1-2/3 | 3 0 | 2 | 1 | 0 | 9 |
| vs. Pine Bluff (12/14) | Y | 9 | 1-2 | 0-0 | 0-0 | 0-2/2 | 2 0 | 3 | 1 | 0 | 2 |
| vs. Chicago St (12/22) | Y | 22 | 3-4 | 0-0 | 1-6 | 3-0/3 | 1 0 | 3 | 0 | 0 | 7 |
| at #14 Wisconsin (1/3) | Y | 24 | 3-5 | 0-0 | 0-0 | 2-3/5 | 1 0 | 1 | 0 | 1 | 6 |
| vs. Nebraska (1/7) | Y | 32 | 6-8 | 0-1 | 0-0 | 1-0/1 | 4 1 | 1 | 1 | 1 | 12 |
| at Ohio State (1/12) | Y | 13 | 1-2 | 0-1 | 0-0 | 0-2/2 | 3 0 | 0 | 0 | 0 | 2 |
| vs. Illinois (1/16) | Y | 24 | 2-5 | 0-1 | 2-4 | 1-2/3 | 2 0 | 1 | 0 | 0 | 6 |
| vs. #3 Purdue (1/19) | Y | 27 | 6-11 | 0-0 | 1-1 | 1-1/2 | 2 1 | 2 | 0 | 2 | 13 |
| at Michigan (1/23) | Y | 23 | 3-6 | 1-1 | 0-0 | 2-4/6 | 3 1 | 3 | 0 | 0 | 7 |
| vs. Indiana (1/25) | Y | 23 | 1-8 | 0-1 | 2-2 | 0-4/4 | 2 1 | 0 | 0 | 1 | 4 |
| at Northwestern (1/28) | Y | 23 | 2-6 | 0-0 | 0-0 | 1-3/4 | 3 0 | 3 | 2 | 0 | 4 |
| at Rutgers (2/1) | Y | 39 | 8-13 | 1-1 | 0-0 | 2-6/8 | 2 2 | 2 | 0 | 2 | 17 |
| vs Maryland (2/4) | Y | 34 | 2-6 | 0-2 | 4-4 | 2-1/3 | 2 1 | 2 | 1 | 1 | 8 |
| vs Iowa (2/12) | Y | 27 | 5-9 | 1-1 | 0-0 | 0-2/2 | 4 1 | 1 | 1 | 1 | 11 |
| vs. Penn State (2/18) | Y | 19 | 4-7 | 2-3 | 1-2 | 0-1/1 | 3 0 | 1 | 0 | 0 | 11 |
| at Illinois (2/20) | Y | 33 | 5-6 | 0-0 | 1-2 | 0-1/1 | 1 0 | 2 | 1 | 0 | 11 |
| at Maryland (2/22) | Y | 26 | 1-5 | 1-1 | 1-2 | 0-2/2 | 2 0 | 0 | 0 | 0 | 4 |
| at Nebraska (2/25) | Y | 27 | 3-5 | 0-1 | 0-0 | 1-0/1 | 3 2 | 0 | 1 | 1 | 6 |
| vs. Rutgers (3/2) | Y | 15 | 0-1 | 0-1 | 0-0 | 0-1/1 | 1 1 | 1 | 0 | 0 | 0 |
| vs. Wisconsin (3/5) | Y | 25 | 5-5 | 0-0 | 0-1 | 0-4/4 | 4 0 | 1 | 0 | 1 | 10 |
| vs. Nebraska BTT (3/8) | Y | 22 | 4-5 | 0-0 | 0-0 | 1-2/3 | 1 0 | 4 | 1 | 0 | 8 |
| vs. Maryland BTT (3/9) | Y | 18 | 2-2 | 1-1 | 0-0 | 0-1/1 | 4 0 | 0 | 0 | 0 | 5 |



2 MIKE MITCHELL JR.

GUARD | JR | 6-2 | 190

SAN JOSE, CALIF.

PEPPERDINE | ARCHBISHOP MITTY HS

2023-24 SEASON | JUNIOR SEASON:

Played 31 minutes in the season opener vs. Bethune-Cookman (11/6) and scored six points and had four assists • scored 11 points in the win over UTSA (11/10) • had nine points and five rebounds vs USC Upstate (11/18) • produced 14 points, five assists and two rebounds in New Orleans win (11/30) • added 12 points and five steals in the Nebraska win (12/6) • had 14 points, five assists and a steal in the win over FGCU (12/9) • scored 14 points and four assists in the win over IUPUI (12/12) • tallied a Minnesota-best 20 points in the Ball State win (12/21) • scored a game-best 18 points in the Maine win (12.29) • produced a game-best 18 points and three steals in the Michigan win (1/4) • had 14 points, five assists at Michigan State (1/18).

PRIOR TO MINNESOTA

Played two years at Pepperdine (2021-23) and started in all 63 games with the Waves and shot 40 percent from the field and 42 from three his two seasons • established 645 points, including 353 his sophomore campaign • as a freshman, was named WCC All-Freshman Team in 2022 and a past WCC Freshman of the Week honoree • started in all 31 games for the Waves in 2022-23 and averaged 11.4 points in 33.6 minutes played • shot 43.3 percent from the field his sophomore year, including a 44.0 percent mark from three • also shot 76.2 at the charity stripe and averaged 4.1 rebounds per game • produced 154 assists and averaged 5 per game, which ranked second in the West Coast Conference • also averaged 2.35 threes per game, which ranked seventh among league players • scored double-figure points in 18 games his sophomore year, including 23 against Alabama State • set double-digit assists twice • averaged 9.1 points, 4.9 assists and 3.9 rebounds in 33.2 minutes as starting point guard freshman • the only Wave to start all 32 games • in 2021-22, ranked second in the WCC in assists (4.9), and was seventh in minutes and 12th in three-pointers (1.8) • set a Pepperdine freshman record for minutes played (1,063) and finished second in assists (156) • scored in double-figures 16 times, including a season-high 18 points at BYU (2/26) • posted a double-double (and near-triple-double) with 12 points, a season-high 10 rebounds and eight assists vs. San Diego at the WCC Tournament (3/3) • named the WCC Freshman of the Week on 12/20.

PREP

Played four years of varsity basketball at Archbishop Mitty High School and AAU with West Coast Elite, Oakland Soldiers and Team Arsenal • was a four-star prospect and the 10th-rated senior in the state by 247 Sports • named the San Francisco Chronicle's Player of the Year and the Bay Area News Group's co-Player of the Year as a senior • averaged 14.7 points, 6.4 assists and 5.1 rebounds as Archbishop Mitty repeated as Central Coast Section Open Division champions • averaged 13.3 points, 6.2 rebounds, 4.4 assists and 1.8 steals as a junior • two-time MVP of the West Coast Athletic League.

PERSONAL

Interested in sports management for a major • born in San Jose, Calif. • son of Mike Mitchell and Shannon Bright • father was a standout running back for the Stanford football team from 1993-97, where he ranks eighth in school history in rushing yards (2,550) and 100-yard career games (9) and seventh in career attempts (559) • has three siblings: Macie, Jordyn and Kyler • graduated from Archbishop Mitty High School in 2021.

CAREER HIGHS

Points: 23 vs Alabama St. 11/13/22 FG Attempts: 19 at BYU 02/26/22
 Rebounds: 10 vs San Diego 03/03/22 3FG Made: 7 vs Alabama St. 11/13/22
 Assists: 11, twice last by BYU 3FG Attempts: 10, 5 times
 02/09/23 FT Made: 4 vs Nevada 12/06/22
 Steals: 5, vs Nebraska, 12/6/23 FT Attempts: 5 vs UC Irvine 11/19/22
 Blocks: 1, 8 times
 FG Made: 8, 4 times

2023-24 GAME-BY-GAME (MN SEASON)

| Opponent (Date) | Start | Min | Fg-Fa | 3g-3a | Ft-Fta | O-D/T | PF | A | TO | Blk | Stl | Pts |
|-----------------------|-------|-----|-------|-------|--------|-------|----|---|----|-----|-----|-----|
| Beth-Cookman (11/6) | N | 31 | 2-5 | 2-5 | 0-0 | 1-4/5 | 2 | 4 | 3 | 0 | 0 | 6 |
| UTSA (11.10) | N | 21 | 4-8 | 3-6 | 0-0 | 1-1/2 | 3 | 2 | 1 | 1 | 1 | 11 |
| Missouri (11.16) | N | 23 | 3-9 | 2-7 | 0-0 | 1-2/3 | 2 | 1 | 2 | 0 | 0 | 8 |
| USC Upstate (11.18) | N | 26 | 3-8 | 3-7 | 0-0 | 1-4/5 | 0 | 0 | 1 | 0 | 1 | 9 |
| UAPB (11.21) | N | 22 | 2-8 | 2-7 | 2-2 | 0-1/1 | 1 | 4 | 4 | 0 | 2 | 8 |
| San Francisco (11.26) | N | 32 | 3-7 | 1-3 | 2-2 | 0-6/6 | 2 | 4 | 4 | 0 | 0 | 9 |
| New Orleans (11.30) | N | 27 | 6-10 | 1-5 | 1-2 | 1-1/2 | 1 | 5 | 2 | 0 | 0 | 14 |
| at Ohio State (12.3) | N | 24 | 2-5 | 0-0 | 0-0 | 0-0/0 | 3 | 1 | 1 | 1 | 2 | 4 |
| Nebraska (12.6) | N | 23 | 5-14 | 2-8 | 0-0 | 0-0/0 | 1 | 0 | 2 | 0 | 5 | 12 |
| FGCU (12.9) | N | 27 | 6-13 | 2-6 | 0-0 | 1-3/4 | 0 | 5 | 0 | 0 | 1 | 14 |
| IUPUI (12.12) | Y | 23 | 5-9 | 3-5 | 1-1 | 0-2/2 | 1 | 4 | 2 | 0 | 2 | 14 |
| Ball State (12.21) | Y | 36 | 8-11 | 4-5 | 0-0 | 0-4/4 | 3 | 5 | 1 | 1 | 3 | 20 |
| Maine (12.29) | Y | 30 | 6-10 | 5-8 | 1-2 | 0-2/2 | 2 | 1 | 1 | 1 | 1 | 18 |
| at Michigan (1.4) | Y | 31 | 6-12 | 4-9 | 2-2 | 0-1/1 | 4 | 3 | 1 | 0 | 3 | 18 |
| Maryland (1.7) | Y | 26 | 1-6 | 0-2 | 0-0 | 0-3/3 | 2 | 1 | 0 | 0 | 0 | 2 |
| at Indiana (1.12) | Y | 20 | 0-6 | 0-2 | 0-0 | 0-1/1 | 3 | 1 | 2 | 0 | 2 | 0 |
| Iowa (1.15) | Y | 26 | 3-8 | 1-6 | 0-0 | 1-1/2 | 4 | 5 | 3 | 0 | 1 | 7 |
| at Michigan St (1.18) | Y | 40 | 5-12 | 3-9 | 1-3 | 0-4/4 | 4 | 5 | 3 | 0 | 0 | 14 |
| Wisconsin (1.23) | Y | 33 | 2-10 | 2-6 | 1-2 | 2-1/3 | 1 | 3 | 1 | 0 | 0 | 7 |

CAREER STATISTICS

| Season | Gp | Gs | Min | Avg | 3-POINT | | | | REBOUNDS | | | | | | | | | | | |
|---------------|-----------|-----------|-------------|-------------|----------------|-------------|----------------|-------------|--------------|-------------|-------------------|------------|--------------|------------|------------|-----------|-----------|------------|-------------|--------------|
| | | | | | Fg-Fga | Pct. | Ft-Fta | Pct. | O-D/Tot | Avg | Pf/Dq | Asst | TO | Blk | ST | Pts | Avg | | | |
| 2021-22 | 32 | 32 | 1063 | 33.2 | 110-290 | .379 | 56-140 | .400 | 16-23 | .696 | 32-94/126 | 3.9 | 59-0 | 156 | 94 | 6 | 32 | 292 | 9.1 | (Pepperdine) |
| 2022-23 | 31 | 31 | 1041 | 33.6 | 132-305 | .433 | 73-166 | .440 | 16-21 | .762 | 25-103/128 | 4.1 | 64-1 | 154 | 90 | 2 | 34 | 353 | 11.4 | (Pepperdine) |
| 2023-24 | 19 | 9 | 521 | 27.4 | 72-171 | .421 | 40-106 | .377 | 11-16 | .688 | 9-41/50 | 2.6 | 39-0 | 54 | 34 | 4 | 24 | 195 | 10.3 | (Minnesota) |
| CAREER | 82 | 72 | 2625 | 32.0 | 314-766 | .410 | 169-412 | .410 | 43-60 | .717 | 66-238/304 | 3.7 | 162-1 | 364 | 218 | 12 | 90 | 840 | 10.2 | |



3

DAWSON GARCIA

FORWARD | JR | 6-10 | 230

SAVAGE, MINN.

NORTH CAROLINA/MARQUETTE | PRIOR LAKE HS

2023-24 SEASON | JUNIOR SEASON:

Preseason All-Big Ten • Preseason Top 20 Finalists for Basketball Hall of Fame's Kareem Abdul-Jabbar Center of the Year Award • opened the season with a 23 point, 14 rebound, six assist game against Bethune-Cookman (11/6) • added second-straight 20-point game with game-high 22 vs. UTSA (11/10) • Big Ten Player of the Week after opening week of the season • scored 16 points, nine rebounds and three assists vs. Missouri (11/16) • scored a team-best 14 points and six rebounds in win over USC Upstate (11/18) • added 19 points, nine rebounds vs. UAPB (11/21) • added his 1,000th collegiate point in the game at San Francisco (11/26) • produced 15 points and four rebounds in New Orleans win (11/30) • scored a career-best 36 points, the most by a Big Ten player this season, and added 11 rebounds at Ohio State (12.3) • started the Nebraska game (12/6), but left after seven minutes due to injury • returned to the Gopher lineup vs. Maine and scored 12 points (12/29) • had a double-double with 13 points, 12 rebounds during the Michigan win (1/4) • scored 14 points and nine rebounds at Indiana (1/12) • produced 30 points vs. Iowa (1/14) • had a game-high 22 points at Michigan State (1/18).

2022-23 SEASON • SOPHOMORE SEASON:

Team Captain • All-Big Ten Honorable Mention • Minnesota's leading scorer and rebounder when he averaged 15.3 points and 6.7 rebounds per game • ranked 10th in league scoring • started in all 25 games he competed in, missing five due to an injury • shot 45.7 percent from the field and 34.5 from three • totaled a team-high 398 points and 173 rebounds • made his Minnesota debut vs. Western Michigan (11/7) and scored 23 points and seven rebounds • had 19 points vs. DePaul (11/14) • had a team-best 17 points in the Central Michigan win (11/17) scored game-winner with 6.8 second vs California Baptist (11/21) • had 18 points vs Chicago State (2/22) • scored 14 points and nine rebounds at Wisconsin (1/3) • had 19 points and career high rebounds (15) against Nebraska (1/7) • produced a game high and tied a career-best 28 points in the win at Ohio State (1/12) • had 17 points vs Illinois (1/16) • returned to the Gopher lineup vs. Penn State (2/18) after missing five games due to a bone bruise and led the Gophers with 23 points • had 18 points and eight boards at Illinois (2/20) • scored 15 points and team-best eight rebounds at Maryland (2/23) • had a double double 11 points, 14 rebounds at Nebraska (2/25) • tallied 19 points, seven boards in the win over Rutgers (3/2) • added a team-best 18 points, 13 rebounds in the Big Ten Tournament win over Nebraska (3/8).

PRIOR TO MINNESOTA

Enters his Minnesota career playing in over 43 collegiate games • saw action in 16 games with the Tar Heels including 12 starts • averaged 9.0 points and 5.5 rebounds • shot 40.5 percent from the field and 37.5 percent from three • played at Marquette in 2020-21 • started in all 27 games his rookie season for the Golden Eagles and averaged a team-best 13 points and 6.6 rebounds • scored double-digit points in 17 games and led the Big East freshmen in scoring and rebounding, which ranked 13th and 11th overall • named Big East Freshman of the Week three times that year and later named to the BIG EAST All-Freshman Team • grabbed 10 or more rebounds five times • Shot 48.0 percent from the floor and 78.3 percent from the free throw line • Also made 26 three-pointers and shot 35.6 percent from beyond the arc • Earned Big East Freshman of the Week honors three times • Scored 19 points in his collegiate debut against Arkansas-Pine Bluff.

PREP

Scored 2,092 points in four seasons at Prior Lake High School • a 2020 McDonald's All-America • averaged 31.9 points and 9.7 rebounds, was a finalist for Minnesota's Mr. Basketball Award and earned first-team all-state, all-conference and all-metro honors as a senior • averaged 27.5 points and 11.0 rebounds as a junior, leading Prior Lake to the Class 4A, Section 2 championship game • Lakers won a program-best 25 games and appeared in their first-ever sectional final as a Class 4A program • won a gold medal playing for Team USA and won Most Valuable Player honors in the 2019 U-18 3x3 World Cup in Mongolia • also was the MVP of the 2019 U-18 3x3 U.S. Championship.

PERSONAL

Parents are Stacey and David Garcia • has one sister, Madi • majoring in communication studies.

CAREER HIGHS

Double-Doubles: 8
Points 36 at Ohio St. 12/03/23
Rebounds 15 vs Nebraska 01/07/23
Assists 6 vs Nebraska 03/08/23, vs Bethune-Cookman 11/06/23
Steals 3 at Ohio St. 12/03/23
Blocks 3 at Nebraska 02/25/23, vs New Orleans 11/30/23
FG Made 12 at Ohio St. 12/03/23
FG Attempts 25 at Ohio St. 12/03/23
3FG Made 3 6 times
3FG Attempts 6 vs DePaul 11/14/22, at Michigan 01/22/23, vs Wisconsin 03/05/23
FT Made 14 vs Bethune-Cookman 11/06/23
FT Attempts 16 vs Bethune-Cookman 11/06/23

2023-24 GAME-BY-GAME (MN SEASON)

| Opponent (Date) | Start | Min | Fg-Fa | 3g-3a | Ft-Fta | O-D/T | PF | A | TO | Blk | Stl | Pts |
|-----------------------|-------|-----|------------|-------|--------|---------|----|---|----|-----|-----|-----|
| Beth-Cookman (11/6) | Y | 35 | 4-10 | 1-3 | 14-16 | 4-10/14 | 0 | 6 | 4 | 1 | 0 | 23 |
| UTSA (11/10) | Y | 34 | 7-14 | 1-4 | 7-7 | 1-5/6 | 1 | 3 | 0 | 2 | 1 | 22 |
| Missouri (11/16) | Y | 37 | 4-12 | 1-2 | 7-8 | 5-4/9 | 1 | 3 | 1 | 1 | 1 | 16 |
| USC Upstate (11/18) | Y | 30 | 6-12 | 1-4 | 1-1 | 1-5/6 | 0 | 2 | 1 | 2 | 0 | 14 |
| UAPB (11/21) | Y | 30 | 8-13 | 0-2 | 3-4 | 1-8/9 | 1 | 2 | 3 | 1 | 1 | 19 |
| San Francisco (11.26) | Y | 37 | 7-15 | 2-5 | 3-5 | 3-3/6 | 2 | 1 | 2 | 0 | 1 | 19 |
| New Orleans (11.30) | Y | 18 | 7-11 | 1-2 | 0-0 | 2-2/4 | 1 | 1 | 0 | 3 | 0 | 15 |
| Ohio State (12.3) | Y | 38 | 12-25 | 0-3 | 12-14 | 3-8/11 | 2 | 1 | 2 | 0 | 2 | 36 |
| at Nebraska (12.6) | Y | 7 | 0-0 | 0-0 | 0-0 | 0-2/2 | 0 | 0 | 0 | 0 | 0 | 0 |
| FGCU (12.9) | | | DNP-Injury | | | | | | | | | |
| IUPUI (12.12) | | | DNP-Injury | | | | | | | | | |
| Ball State (12.21) | | | DNP-Injury | | | | | | | | | |
| Maine (12.29) | Y | 29 | 4-10 | 0-2 | 4-6 | 0-6/6 | 2 | 2 | 2 | 0 | 0 | 12 |
| at Michigan (1.4) | Y | 36 | 5-17 | 1-4 | 2-2 | 4-8/12 | 2 | 3 | 3 | 0 | 1 | 13 |
| Maryland (1.7) | Y | 31 | 2-9 | 0-2 | 7-8 | 2-4/6 | 3 | 2 | 2 | 2 | 3 | 11 |
| at Indiana (1.12) | Y | 25 | 4-7 | 0-2 | 6-7 | 4-5/9 | 3 | 1 | 3 | 0 | 1 | 14 |
| Iowa (1.15) | Y | 35 | 9-17 | 0-4 | 12-15 | 1-3/4 | 3 | 2 | 2 | 0 | 1 | 30 |
| at Michigan St (1.18) | Y | 38 | 6-17 | 1-3 | 9-12 | 4-5/9 | 4 | 1 | 4 | 0 | 0 | 22 |
| Wisconsin (1.23) | Y | 35 | 4-10 | 2-3 | 0-1 | 0-3/3 | 1 | 1 | 0 | 2 | 3 | 10 |

2022-23 GAME-BY-GAME (MN SEASON)

| Opponent (Date) | Start | Min | Fg-Fa | 3g-3a | Ft-Fta | O-D/T | PF | A | TO | Blk | Stl | Pts |
|--------------------------|-------|-----|--------------|-------|--------|---------|----|---|----|-----|-----|-----|
| Western Mich (11/7) | Y | 31 | 8-16 | 3-5 | 4-7 | 1-6/7 | 1 | 1 | 2 | 0 | 1 | 23 |
| St. Francis BK (11/11) | Y | 17 | 4-9 | 0-2 | 3-5 | 3-5/8 | 3 | 2 | 1 | 0 | 0 | 11 |
| DePaul (11/14) | Y | 38 | 5-14 | 2-6 | 7-9 | 2-4/6 | 4 | 2 | 3 | 1 | 1 | 19 |
| Central Mich. (11/17) | Y | 33 | 6-13 | 1-3 | 4-5 | 1-6/7 | 2 | 2 | 2 | 1 | 0 | 17 |
| Cal Baptist (11/21) | Y | 25 | 5-10 | 0-2 | 0-0 | 1-3/4 | 3 | 0 | 1 | 0 | 0 | 10 |
| UNLV (11/23) | Y | 33 | 6-11 | 1-3 | 2-5 | 3-5/8 | 2 | 1 | 5 | 0 | 2 | 15 |
| at Virginia Tech (11/28) | Y | 28 | 2-9 | 1-3 | 0-0 | 1-1/2 | 2 | 1 | 0 | 1 | 2 | 5 |
| at #5 Purdue (12/4) | Y | 24 | 3-8 | 0-3 | 0-0 | 1-1/1 | 5 | 1 | 0 | 0 | 0 | 6 |
| vs. Michigan (12/8) | Y | 26 | 6-13 | 1-4 | 0-0 | 1-4/5 | 2 | 1 | 1 | 0 | 0 | 13 |
| vs. #23 Miss St (12/11) | Y | 36 | 7-13 | 3-5 | 3-3 | 2-4/6 | 3 | 2 | 2 | 1 | 0 | 20 |
| vs. Pine Bluff (12/14) | Y | 33 | 4-8 | 0-2 | 6-9 | 1-6/7 | 2 | 5 | 2 | 2 | 1 | 14 |
| vs. Chicago St (12/22) | Y | 30 | 8-15 | 0-3 | 2-2 | 1-5/6 | 2 | 2 | 1 | 2 | 1 | 18 |
| at #14 Wisconsin (1/3) | Y | 33 | 5-13 | 0-3 | 4-5 | 3-6/9 | 2 | 0 | 3 | 0 | 0 | 14 |
| vs. Nebraska (1/7) | Y | 36 | 6-15 | 2-3 | 5-6 | 2-13/15 | 5 | 3 | 0 | 1 | 0 | 19 |
| at Ohio State (1/12) | Y | 38 | 9-15 | 2-4 | 8-11 | 2-7/9 | 3 | 2 | 0 | 0 | 1 | 28 |
| vs. Illinois (1/16) | Y | 37 | 6-14 | 1-3 | 4-6 | 3-3/6 | 2 | 4 | 1 | 0 | 1 | 17 |
| vs. #3 Purdue (1/19) | Y | 27 | 3-13 | 0-2 | 1-1 | 2-4/6 | 2 | 1 | 2 | 2 | 0 | 7 |
| at Michigan (1/23) | Y | 26 | 5-10 | 3-6 | 0-0 | 0-2/2 | 4 | 3 | 7 | 0 | 0 | 13 |
| vs. Indiana (1/25) | | | DNP - Injury | | | | | | | | | |
| at Northwestern (1/28) | | | DNP - Injury | | | | | | | | | |
| at Rutgers (2/1) | | | DNP - Injury | | | | | | | | | |
| vs Maryland (2/4) | | | DNP - Injury | | | | | | | | | |
| vs Iowa (2/12) | | | DNP - Injury | | | | | | | | | |
| vs. Penn State (2/18) | Y | 32 | 9-14 | 2-4 | 3-5 | 1-6/7 | 3 | 0 | 5 | 0 | 1 | 23 |
| at Illinois (2/20) | Y | 30 | 8-16 | 1-3 | 1-2 | 1-7/8 | 3 | 2 | 0 | 0 | 2 | 18 |
| at Maryland (2/22) | Y | 34 | 6-13 | 1-1 | 2-3 | 1-7/8 | 4 | 3 | 1 | 0 | 0 | 15 |
| at Nebraska (2/25) | Y | 33 | 5-15 | 0-2 | 1-1 | 1-13/14 | 2 | 2 | 3 | 3 | 1 | 11 |
| vs. Rutgers (3/2) | Y | 37 | 6-15 | 1-3 | 6-9 | 2-5/7 | 3 | 4 | 1 | 1 | 1 | 19 |
| vs. Wisconsin (3/5) | Y | 40 | 8-14 | 3-6 | 0-0 | 0-0/0 | 2 | 2 | 1 | 1 | 2 | 19 |
| vs. Nebraska BTT (3/8) | Y | 40 | 7-13 | 2-5 | 2-2 | 1-12/13 | 3 | 6 | 2 | 1 | 1 | 18 |
| vs. Maryland BTT (3/9) | Y | 32 | 2-7 | 0-1 | 2-2 | 1-1/2 | 4 | 4 | 1 | 0 | 0 | 6 |

CAREER STATISTICS

| Season | Gp | Gs | Min | Avg | 3-POINT | | | REBOUNDS | | | PF/Dq | Asst | TO | Blk | ST | Pts | Avg | | | |
|---------------|-----------|-----------|-------------|-------------|----------------|-------------|---------------|-------------|----------------|-------------|--------------------|------------|--------------|------------|------------|-----------|-----------|-------------|-------------|---------------------|
| | | | | | Fg-Fga | Pct | Pct. | O-D/Tot | Avg | | | | | | | | | | | |
| 2021-22 | 27 | 27 | 804 | 29.8 | 121-252 | .480 | 26-73 | .356 | 83-106 | .783 | 58-121-179 | 6.6 | 60-2 | 21 | 43 | 13 | 7 | 351 | 13.0 | (at Marquette) |
| 2021-22 | 16 | 12 | 329 | 20.5 | 47-116 | .405 | 12-32 | .375 | 38-48 | .792 | 33-55-88 | 5.5 | 34-1 | 11 | 21 | 5 | 7 | 144 | 9.0 | (at North Carolina) |
| 2022-23 | 26 | 26 | 827 | 31.8 | 149-326 | .457 | 30-87 | .345 | 70-98 | .714 | 37-136/173 | 6.7 | 73-2 | 56 | 47 | 17 | 18 | 398 | 15.3 | (at Minnesota) |
| 2023-24 | 16 | 16 | 495 | 30.9 | 89-199 | .447 | 11-45 | .244 | 87-106 | .821 | 35-81/116 | 7.3 | 26-0 | 31 | 29 | 14 | 16 | 276 | 17.3 | (at Minnesota) |
| Career | 85 | 81 | 2455 | 28.9 | 406-893 | .455 | 79-237 | .333 | 278-358 | .777 | 163-393/556 | 6.5 | 193-5 | 119 | 140 | 49 | 48 | 1169 | 13.8 | |



4 BRAEDEN CARRINGTON

GUARD | SO | 6-4 | 195
 BROOKLYN PARK, MINN.
 PARK CENTER HS

2023-24 SEASON | SOPHOMORE SEASON:

Had his first career start and played 28 minutes and scored 13 points in the win over Bethune-Cookman (11/6) • added a career-high 13 rebounds against Missouri (11/16) • had eight points, four assists and four rebounds vs UAPB (11/21) • scored seven points and a team-best seven rebounds in New Orleans win (11/30) • scored 13 points, had three steals and five rebounds in Nebraska win (12/6) • missed three games and returned to the team in the Michigan win (1/4) • scored eight points and five rebounds in Maryland win (1/7).

2022-23 SEASON • FRESHMAN SEASON:

Saw action in 22 games as a true freshman, missing nine due to injuries • averaged 5.9 points and 3.6 rebounds per game • scored 130 points and grabbed 79 rebounds his first season • made his collegiate debut vs. DePaul (11/14) after missing two games due to injury • had 11 points and four rebounds in the Central Michigan win (11/17) • had nine points and four rebounds vs. California Baptist • produced 15 points vs. UNLV (11/23) • scored nine points and six rebounds in his first Big Ten collegiate game in the loss to Purdue (12/4) • had a game-best 10 rebounds vs Mississippi State (12/11) • scored a career-high 20 points in the Ark-Pine Bluff win (12/14) and connected on four three-pointers • returned to play after missing seven games to a stress reaction vs. Penn State (2/18) • scored six points and played 18 minutes at Maryland (2/22) • had eight points and two rebounds in the win vs. Rutgers (3/2) • scored 12 points, had a steal and a block in the Big Ten Tournament against Maryland (3/9).

PREP

Named Minnesota's Mr. Basketball, an award given to the top senior boys' basketball player in the state • guided Park Center High School to a 2022 4A state title • all-tournament team selection • helped Park Center to a 31-1 record, a Northwest Suburban Conference championship and the school's first-ever state title in program history • averaged 17.8 points per game his senior season and was also named to Star Tribune's All-Metro Team • became the first Gopher commit since Amir Coffey to win Mr. Basketball • averaged 18.1 points as a junior • despite missing games due to injury, maintained four 30-point performances • scored in double figures 15 of 19 times as the Pirates went 16-5 his junior season • named to the Star Tribune All-Metro Second Team in 2021 • played with Grassroots Sizzle and guided the team to a successful season in 2021 • ranked as the 140th recruit nationally in the 2022 class.

PERSONAL

Graduated from Park Center in 2022 • son of Holly Carrington • played for former Gopher assistant coach James Ware at Park Center.

CAREER HIGHS

Points 20 vs Ark.-Pine Bluff 12/14/22 FG Attempts 10, 3x last vs Nebraska 12/06/23
 Rebounds 13 vs Missouri 11/16/23 3FG Made 4, 2x, last vs Maryland 03/09/23
 Assists 4 2x, last, vs Ark.-Pine Bluff 11/21/23 3FG Attempts 8 vs Mississippi St. 12/11/22, vs UNLV 11/23/22
 Steals 3, 2x, last vs Nebraska 12/06/23 FT Made 6 vs Ark.-Pine Bluff 12/14/22
 Blocks 1, 10 times FT Attempts 7 vs Central Mich. 11/17/22
 FG Made 5, 3x last vs Bethune-Cookman 11/06/23

2023-24 GAME-BY-GAME (MN SEASON)

| Opponent (Date) | Start | Min | Fg-Fa | 3g-3a | Ft-Fta | O-D/T | PF A | TO | Blk | Stl | Pts |
|-----------------------|-------|-----|-------|-------|--------|--------|------|-----|------|------|-----|
| Beth-Cookman (11/6) | Y | 28 | 5-7 | 0-2 | 3-3 | 1-2/3 | 4 1 | 1 1 | 1 1 | 1 13 | |
| UTSA (11/10) | Y | 22 | 1-4 | 0-3 | 1-2 | 0-2/2 | 0 1 | 1 1 | 1 0 | 3 | |
| Missouri (11/16) | Y | 31 | 2-6 | 1-4 | 1-3 | 4-9/13 | 1 2 | 3 1 | 1 0 | 6 | |
| USC Upstate (11/18) | Y | 24 | 1-5 | 0-3 | 4-4 | 1-4/5 | 3 1 | 1 0 | 0 0 | 6 | |
| UAPB (11.21) | Y | 28 | 3-9 | 2-6 | 0-0 | 0-4/4 | 2 4 | 1 1 | 0 0 | 8 | |
| San Francisco (11.26) | Y | 28 | 0-1 | 0-1 | 0-0 | 1-4/5 | 0 1 | 2 0 | 0 0 | 0 | |
| New Orleans (11.30) | Y | 22 | 2-7 | 1-4 | 2-2 | 0-7/7 | 4 3 | 1 0 | 2 0 | 7 | |
| at Ohio State (12.3) | Y | 12 | 0-0 | 0-0 | 0-0 | 1-0/1 | 3 1 | 2 0 | 0 0 | 0 | |
| Nebraska (12.6) | Y | 32 | 4-10 | 1-4 | 4-5 | 1-4/5 | 3 2 | 2 1 | 3 13 | | |
| FGCU (12.9) | Y | 21 | 1-4 | 0-3 | 0-0 | 1-1/2 | 3 1 | 0 0 | 0 0 | 2 | |
| IUPUI (12.12) | DNP | | | | | | | | | | |
| Ball State (12.21) | DNP | | | | | | | | | | |
| Maine (12.29) | DNP | | | | | | | | | | |
| at Michigan (1.4) | N | 9 | 1-1 | 0-0 | 0-0 | 2-0/2 | 2 0 | 0 0 | 0 0 | 2 | |
| Maryland (1.7) | N | 30 | 2-5 | 2-5 | 2-3 | 3-2/5 | 2 2 | 1 0 | 0 2 | 8 | |
| at Indiana (1.12) | N | 14 | 3-5 | 0-1 | 1-2 | 0-2/2 | 4 0 | 0 0 | 0 0 | 7 | |
| Iowa (1.15) | N | 24 | 2-7 | 0-5 | 0-1 | 2-3/5 | 0 2 | 2 0 | 1 4 | | |
| at Michigan St (1.18) | N | 26 | 2-3 | 1-2 | 2-2 | 0-0/0 | 2 2 | 2 1 | 2 7 | | |
| Wisconsin (1.23) | N | 17 | 1-5 | 0-3 | 1-2 | 2-2/4 | 2 1 | 0 0 | 0 3 | | |

2022-23 GAME-BY-GAME (MN SEASON)

| Opponent (Date) | Start | Min | Fg-Fa | 3g-3a | Ft-Fta | O-D/T | PF A | TO | Blk | Stl | Pts |
|--------------------------|--------------|-----|-------|-------|--------|--------|------|-----|------|-----|-----|
| Western Mich (11/7) | DNP - Injury | | | | | | | | | | |
| St. Francis BK (11/11) | DNP - Injury | | | | | | | | | | |
| DePaul (11/14) | N | 15 | 0-4 | 0-3 | 0-0 | 0-2/2 | 0 0 | 0 1 | 0 0 | 0 | |
| Central Mich. (11/17) | N | 25 | 3-9 | 2-5 | 3-7 | 1-3/4 | 1 2 | 3 0 | 3 11 | | |
| Cal Baptist (11/21) | N | 29 | 3-6 | 2-4 | 1-2 | 1-3/4 | 1 0 | 1 0 | 2 9 | | |
| UNLV (11/23) | N | 26 | 5-10 | 3-8 | 2-3 | 2-6/8 | 4 1 | 0 0 | 0 15 | | |
| at Virginia Tech (11/28) | N | 26 | 1-5 | 1-5 | 0-0 | 0-5/5 | 2 0 | 1 0 | 0 3 | | |
| at #5 Purdue (12/4) | N | 29 | 2-7 | 1-5 | 4-5 | 1-5/6 | 3 0 | 0 0 | 1 9 | | |
| vs. Michigan (12/8) | N | 17 | 0-3 | 0-3 | 0-0 | 0-1/1 | 3 0 | 1 0 | 0 0 | | |
| vs. #23 Miss St (12/11) | N | 24 | 1-9 | 1-8 | 2-2 | 3-7/10 | 1 1 | 0 0 | 0 5 | | |
| vs. Pine Bluff (12/14) | N | 30 | 5-9 | 4-7 | 6-6 | 1-3/4 | 1 0 | 1 0 | 1 20 | | |
| vs. Chicago St (12/22) | N | 28 | 2-7 | 2-6 | 0-0 | 2-5/7 | 0 4 | 0 1 | 2 6 | | |
| at #14 Wisconsin (1/3) | N | 19 | 1-2 | 1-2 | 0-0 | 1-2/3 | 3 1 | 2 0 | 0 3 | | |
| vs. Nebraska (1/7) | N | 9 | 0-0 | 0-0 | 0-0 | 0-0/0 | 0 1 | 0 1 | 0 0 | | |
| at Ohio State (1/12) | N | 12 | 0-3 | 0-2 | 0-0 | 0-1/1 | 2 1 | 1 1 | 0 0 | | |
| vs. Illinois (1/16) | N | 20 | 2-8 | 1-4 | 1-2 | 0-0/0 | 2 0 | 0 0 | 1 6 | | |
| vs. #3 Purdue (1/19) | DNP - Injury | | | | | | | | | | |
| at Michigan (1/23) | DNP - Injury | | | | | | | | | | |
| vs. Indiana (1/25) | DNP - Injury | | | | | | | | | | |
| at Northwestern (1/28) | DNP - Injury | | | | | | | | | | |
| at Rutgers (2/1) | DNP - Injury | | | | | | | | | | |
| vs Maryland (2/4) | DNP - Injury | | | | | | | | | | |
| vs Iowa (2/12) | DNP - Injury | | | | | | | | | | |
| vs. Penn State (2/18) | N | 7 | 0-1 | 0-0 | 0-0 | 0-2/2 | 0 0 | 1 0 | 0 0 | | |
| at Illinois (2/20) | N | 18 | 0-2 | 0-2 | 0-1 | 2-4/6 | 1 2 | 0 0 | 0 0 | | |
| at Maryland (2/22) | N | 18 | 1-5 | 1-2 | 3-4 | 2-1/3 | 1 1 | 1 0 | 0 6 | | |
| at Nebraska (2/25) | N | 12 | 1-3 | 1-3 | 0-0 | 0-1/1 | 1 1 | 0 0 | 0 3 | | |
| vs. Rutgers (3/2) | N | 16 | 2-4 | 2-4 | 2-2 | 0-2/2 | 1 0 | 1 0 | 0 8 | | |
| vs. Wisconsin (3/5) | N | 21 | 3-4 | 1-2 | 4-4 | 2-6/8 | 1 2 | 1 0 | 0 11 | | |
| vs. Nebraska BTT (3/8) | N | 14 | 1-2 | 1-2 | 0-0 | 0-1/1 | 4 1 | 1 0 | 0 3 | | |
| vs. Maryland BTT (3/9) | N | 25 | 4-10 | 4-7 | 0-1 | 0-1/1 | 2 0 | 3 1 | 1 12 | | |

CAREER STATISTICS

| Season | Gp | Gs | Min | Avg | 3-POINT | | | REBOUNDS | | | | Pf/D | Asst | TO | Blk | ST | Pts | Avg | |
|---------------|-----------|-----------|------------|-------------|---------------|-------------|---------------|-------------|--------------|-------------|-------------------|------------|-------------|-----------|-----------|-----------|-----------|------------|------------|
| | | | | | Fg-Fga | Pct. | Fg-Fga | Pct. | Ft-Fta | Pct. | O-D/Tot | | | | | | | | Avg |
| 2022-23 | 22 | 0 | 439 | 20.0 | 37-113 | .327 | 28-84 | .333 | 28-39 | .718 | 18-61/79 | 3.6 | 34-0 | 18 | 18 | 5 | 11 | 130 | 5.9 |
| 2023-24 | 16 | 10 | 367 | 22.9 | 30-79 | .380 | 8-46 | .174 | 21-29 | .724 | 19-46/65 | 4.1 | 35-0 | 24 | 19 | 6 | 12 | 89 | 5.6 |
| Career | 38 | 10 | 806 | 21.2 | 67-192 | .349 | 36-130 | .277 | 49-68 | .721 | 37-107/144 | 3.8 | 69-0 | 42 | 37 | 11 | 23 | 219 | 5.8 |



5 ISAAIAH IHNEN

FORWARD | R-JR | 6-9 | 215

BOEBLINGEN, GERMANY | IBA MUNICH

2023-24 | RS-JUNIOR SEASON

Saw his first action since 2021 in the season opener when he played 23 minutes and scored eight points against Bethune-Cookman (11/6) • produced a career-high 20 points and went 7-of-7 for FG and 5-of-5 from three against UTSA (11/10) • had 10 points and five rebounds against Missouri (11/16) • scored 13 points and had five rebounds and two steals in the win over FGCU (12/9) • played 13 minutes at Michigan (1/4).

2021-22, 2022-23 SEASONS

Sat out back-to-back years due to knee injury.

2020-21 | SOPHOMORE SEASON

Appeared in 29 games, including three starts • produced 412 points to average 14.2 per game • scored six points in the Green Bay win (11/25) • played 13 minutes in the LMU game (11/28) • had two blocks and a rebound against LMU (11/30) • had six points and four rebounds in the Boston College win (12/8) • started in his first collegiate game (Kansas City, 12/10) and had 11 rebounds, two blocks and four points • started against Illinois (12/15) and had seven rebounds and two blocks • scored his first career double-double with 10 points, 10 rebounds in the win over Saint Louis (12/20) • snagged six rebounds against Michigan (1/16) • scored a career high 12 points at Maryland (2/14) • had five points and three rebounds against Illinois (2/20) • notched a double-double at Penn State (3/3) with 12 points and 10 rebounds • scored eight points against Rutgers (3/6) • had five rebounds, four assists and four points against Ohio State (3/11 - BTT).

2019-20 | FRESHMAN SEASON

Appeared in 21 games • ranked sixth on the team in scoring • missed the first two games of the season with a right wrist injury • was available for the Butler game but did not play (11/12) • scored three points and a rebound in collegiate debut at Utah (11/15) • scored three points, three rebounds, three assists and a block vs. Central Michigan (11/21) • recorded one rebound, one assist and a steal vs. North Dakota (11/24) • grabbed a rebound at Iowa (12/9) • scored seven points, one rebound and a block vs. FIU (12/28) • scored a 3-pointer vs. Northwestern (1/5) • scored two points and two rebounds at Ohio State (1/23) • scored three points, three rebounds, one block and a steal at Illinois (1/30) • recorded five rebounds, two points and an assist vs. Wisconsin (2/5) • posted five points, four rebounds, three blocks and two assists vs. Iowa (2/16) • scored five points, three rebounds, two assists and a steal vs. Indiana (2/19) • missed the Northwestern game with a right wrist injury (2/23) • scored nine points, four rebounds, one assist, one block and a steal vs. Maryland (2/26) • pulled down 10 rebounds and added six points at Wisconsin (3/1) • scored nine points, five rebounds and one assist at Indiana (3/4) • posted nine points, four rebounds, two blocks and one assist vs. Nebraska (3/8) • scored five points and four rebounds vs. Northwestern (3/11 - BTT).

HIGH SCHOOL

Played for the International Basketball Academy Munich (IBAM) team, where he averaged 13.6 points, 8.3 rebounds, 1.9 assists, 1.5 steals and 1.0 blocks per game • shot 54.3 percent from the field and 35.2 percent from beyond the 3-point arc • was the team's top rebounder, second-leading shot blocker and third-leading scorer • helped lead Germany to a bronze medal at the 2019 International Basketball Federation Under-20 European Championship • rated the No. 89-ranked prospect in the class of 2019 according to 247Sports, who also listed him as a four-star recruit.

PERSONAL

Nickname is "Zay" • mother is Sarah Ihnen • has one sister, Aaliyah • hobbies include music, playing video games and watching television series • started his basketball career as a freshman in high school • obtained a bachelor's degree in communications in 2023 • pursuing a master's degree in sports management.

2023-24 GAME-BY-GAME (MN SEASON)

| Opponent (Date) | Start | Min | Fg-Fa | 3g-3a | Ft-Fta | O-D/T | PF A | TO | Blk | Stl | Pts |
|-----------------------|-------|-----|-------|-------|--------|-------|------|----|-----|-----|-----|
| Beth-Cookman (11/6) | N | 23 | 3-5 | 1-2 | 1-2 | 0-4/4 | 3 | 2 | 3 | 1 | 8 |
| UTSA (11/10) | Y | 19 | 7-7 | 5-5 | 1-2 | 2-4/6 | 3 | 0 | 1 | 0 | 20 |
| Missouri (11/16) | Y | 26 | 4-6 | 2-4 | 0-0 | 1-4/5 | 3 | 0 | 1 | 1 | 10 |
| USC Upstate (11/18) | Y | 22 | 0-3 | 0-3 | 3-4 | 1-3/4 | 1 | 2 | 0 | 1 | 3 |
| UAPB (11/21) | Y | 27 | 3-11 | 0-6 | 0-1 | 3-3/6 | 0 | 4 | 1 | 1 | 6 |
| San Francisco (11/26) | Y | 16 | 0-2 | 0-1 | 0-0 | 0-0/0 | 2 | 0 | 0 | 0 | 0 |
| New Orleans (11/30) | Y | 13 | 0-2 | 0-2 | 0-0 | 0-3/3 | 0 | 1 | 2 | 0 | 0 |
| at Ohio State (12/3) | Y | 7 | 0-1 | 0-1 | 0-0 | 0-0/0 | 3 | 0 | 0 | 0 | 0 |
| Nebraska (12/6) | N | 10 | 0-2 | 0-2 | 1-2 | 2-1/3 | 0 | 0 | 0 | 0 | 1 |
| FGCU (12/9) | N | 17 | 5-6 | 3-3 | 0-0 | 3-2/5 | 2 | 1 | 0 | 1 | 13 |
| IUPUI (12/12) | N | 19 | 3-6 | 3-6 | 0-0 | 1-2/3 | 0 | 0 | 1 | 1 | 9 |
| Ball State (12/21) | N | 16 | 3-7 | 1-4 | 1-1 | 0-0/0 | 0 | 0 | 1 | 0 | 8 |
| Maine (12/29) | N | 21 | 3-5 | 2-3 | 0-0 | 2-1/3 | 1 | 1 | 0 | 0 | 8 |
| at Michigan (1/4) | N | 13 | 0-1 | 0-1 | 0-0 | 0-0/0 | 3 | 0 | 0 | 1 | 0 |
| Maryland (1/7) | N | 4 | 0-2 | 0-2 | 0-0 | 0-0/0 | 0 | 0 | 0 | 0 | 0 |
| at Indiana (1/12) | N | 10 | 0-2 | 0-1 | 0-0 | 2-2/4 | 2 | 0 | 2 | 0 | 1 |
| Iowa (1/15) | N | 6 | 1-1 | 1-1 | 0-0 | 0-1/1 | 0 | 0 | 0 | 1 | 0 |
| at Michigan St (1/18) | N | 16 | 0-1 | 0-1 | 0-2 | 1-1/2 | 0 | 0 | 1 | 0 | 0 |
| Wisconsin (1/23) | N | 12 | 1-1 | 0-0 | 0-0 | 1-0/1 | 0 | 0 | 1 | 0 | 2 |

CAREER HIGHS

| | |
|--|--|
| Points 20 vs UTSA 11/10/23 | FG Attempts 9 vs Maryland 02/26/20 |
| Rebounds 11 vs Kansas City 12/10/20 | 3FG Made 5 vs UTSA 11/10/23 |
| Assists 4 vs Ohio St. 03/11/21 | 3FG Attempts 7 at Wisconsin 03/01/20, vs Maryland 02/26/20 |
| Steals 3 vs Bethune-Cookman 11/06/23 | FT Made 5 vs Saint Louis 12/20/20 |
| Blocks 3 vs Iowa 02/16/20, vs Saint Louis 12/20/20 | FT Attempts 6 vs Saint Louis 12/20/20 |
| FG Made 7 vs UTSA 11/10/23 | |

2020-21 GAME-BY-GAME

| Opponent (Date) | Start | Min | Fg-Fa | 3g-3a | Ft-Fta | O-D/T | PF A | TO | Blk | Stl | Pts |
|------------------------|-------|-----|-------|-------|--------|--------|------|----|-----|-----|-----|
| Green Bay (11/25) | N | 22 | 2-6 | 2-5 | 0-0 | 1-1/2 | 3 | 1 | 0 | 2 | 6 |
| LMU (11/28) | N | 13 | 0-3 | 0-1 | 0-0 | 1-0/1 | 1 | 0 | 0 | 1 | 0 |
| LMU (11/30) | N | 5 | 0-0 | 0-0 | 0-0 | 0-1/1 | 0 | 1 | 0 | 2 | 0 |
| UND (12/4) | N | 2 | 0-0 | 0-0 | 0-0 | 0-0/0 | 0 | 0 | 0 | 0 | 0 |
| BC (12/8) | N | 24 | 2-3 | 2-3 | 0-2 | 1-3/4 | 0 | 2 | 0 | 0 | 6 |
| KC (12/10) | Y | 29 | 2-7 | 0-4 | 0-0 | 3-8/11 | 2 | 1 | 0 | 2 | 4 |
| Illinois (12/15) | Y | 21 | 1-7 | 0-4 | 1-2 | 4-3/7 | 2 | 0 | 2 | 2 | 3 |
| Saint Louis (12/20) | N | 27 | 2-3 | 1-2 | 5-6 | 1-9/10 | 1 | 0 | 3 | 3 | 10 |
| Iowa (12/25) | Y | 18 | 1-4 | 0-3 | 0-0 | 2-4/6 | 2 | 1 | 0 | 0 | 2 |
| Michigan State (12/28) | N | 9 | 0-2 | 0-1 | 0-0 | 1-3/4 | 0 | 0 | 1 | 0 | 0 |
| Wisconsin (12/31) | N | 11 | 0-1 | 0-1 | 0-0 | 0-1/1 | 0 | 0 | 0 | 0 | 0 |
| Ohio State (1/3) | N | 9 | 0-1 | 0-1 | 0-0 | 0-2/2 | 2 | 2 | 0 | 1 | 0 |
| Michigan (1/6) | N | 20 | 2-5 | 1-4 | 0-0 | 1-1/2 | 1 | 0 | 1 | 0 | 5 |
| Iowa (1/10) | N | 10 | 1-3 | 0-2 | 0-0 | 1-0/1 | 1 | 0 | 0 | 0 | 2 |
| Michigan (1/16) | N | 13 | 0-1 | 0-1 | 0-0 | 0-6/6 | 2 | 2 | 0 | 0 | 0 |
| Maryland (1/23) | N | 11 | 0-1 | 0-1 | 0-0 | 1-1/1 | 0 | 0 | 1 | 0 | 0 |
| at Purdue (1/30) | N | 7 | 0-0 | 0-0 | 0-0 | 1-1/2 | 2 | 1 | 1 | 0 | 0 |
| at Rutgers (2/4) | N | 4 | 0-1 | 0-1 | 0-0 | 0-0/0 | 1 | 0 | 0 | 0 | 0 |
| Nebraska (2/8) | N | 4 | 0-2 | 0-1 | 0-0 | 0-0/0 | 0 | 0 | 1 | 0 | 0 |
| Purdue (2/11) | N | 6 | 0-1 | 0-1 | 0-0 | 0-0/0 | 0 | 0 | 0 | 0 | 0 |
| at Maryland (2/14) | N | 19 | 4-6 | 2-4 | 2-2 | 5-2/7 | 0 | 0 | 0 | 2 | 12 |
| at Indiana (2/17) | N | 11 | 1-3 | 1-3 | 0-0 | 1-3/4 | 2 | 0 | 1 | 0 | 3 |
| Illinois (2/20) | N | 14 | 2-2 | 1-1 | 0-0 | 1-2/3 | 0 | 0 | 2 | 1 | 5 |
| Northwestern (2/25) | N | 15 | 0-5 | 0-4 | 0-0 | 1-3/4 | 2 | 0 | 0 | 0 | 0 |
| at Nebraska (2/27) | N | 11 | 0-1 | 0-1 | 0-0 | 2-2/4 | 0 | 0 | 0 | 0 | 0 |
| at Penn State (3/3) | N | 32 | 3-8 | 2-4 | 4-4 | 2-8/10 | 2 | 0 | 1 | 2 | 12 |
| Rutgers (3/6) | N | 12 | 2-2 | 1-1 | 3-3 | 0-2/2 | 3 | 1 | 0 | 0 | 8 |
| vs Northwestern (3/10) | N | 9 | 0-1 | 0-1 | 0-0 | 1-1/2 | 0 | 1 | 0 | 1 | 0 |
| vs. Ohio State (3/11) | N | 25 | 2-6 | 0-4 | 0-0 | 3-2/5 | 4 | 4 | 0 | 2 | 4 |

2019-20 GAME-BY-GAME

| Opponent (Date) | Start | Min | Fg-Fa | 3g-3a | Ft-Fta | O-D/T | PF A | TO | Blk | Stl | Pts |
|---------------------------|------------------------|-----|-------|-------|--------|--------|------|----|-----|-----|-----|
| Cleveland State (11/5) | DNP (Injury) | | | | | | | | | | |
| Oklahoma (11/9) | DNP (Injury) | | | | | | | | | | |
| Butler (11/12) | DNP (Coach's Decision) | | | | | | | | | | |
| Utah (11/15) | N | 8 | 1-2 | 1-2 | 0-0 | 1-0/1 | 2 | 0 | 0 | 0 | 3 |
| Central Mich. (11/21) | N | 18 | 1-3 | 1-3 | 0-0 | 0-3/3 | 1 | 3 | 1 | 1 | 0 |
| North Dakota (11/24) | N | 13 | 0-2 | 0-0 | 0-0 | 0-1/1 | 1 | 1 | 2 | 0 | 1 |
| DePaul (11/29) | DNP (Coach's Decision) | | | | | | | | | | |
| Clemson (12/2) | N | 3 | 0-0 | 0-0 | 0-0 | 0-0/0 | 0 | 0 | 0 | 0 | 0 |
| Iowa (12/9) | N | 1 | 0-0 | 0-0 | 0-0 | 1-0/1 | 0 | 0 | 0 | 0 | 0 |
| Ohio State (12/15) | DNP (Coach's Decision) | | | | | | | | | | |
| Oklahoma State (12/21) | N | 2 | 0-1 | 0-0 | 0-0 | 0-0/0 | 0 | 0 | 0 | 0 | 0 |
| FIU (12/28) | N | 11 | 2-2 | 1-1 | 2-2 | 0-1/1 | 0 | 0 | 0 | 1 | 7 |
| Purdue (1/2) | N | 0+ | 0-0 | 0-0 | 0-0 | 0-0/0 | 1 | 0 | 0 | 0 | 0 |
| Northwestern (1/5) | N | 5 | 1-2 | 1-2 | 0-0 | 1-0/1 | 0 | 0 | 1 | 0 | 3 |
| Michigan State (1/9) | DNP (Coach's Decision) | | | | | | | | | | |
| Michigan (1/12) | DNP (Coach's Decision) | | | | | | | | | | |
| Penn State (1/15) | DNP (Coach's Decision) | | | | | | | | | | |
| Rutgers (1/19) | DNP (Coach's Decision) | | | | | | | | | | |
| Ohio State (1/23) | N | 5 | 1-1 | 0-0 | 0-0 | 0-2/2 | 0 | 0 | 0 | 0 | 2 |
| Michigan State (1/26) | N | 1 | 0-0 | 0-0 | 0-0 | 0-0/0 | 0 | 0 | 0 | 0 | 0 |
| Illinois (1/30) | N | 17 | 1-5 | 1-4 | 0-0 | 0-3/3 | 2 | 1 | 1 | 1 | 3 |
| Wisconsin (2/5) | N | 12 | 1-4 | 0-2 | 0-0 | 0-5/5 | 0 | 1 | 1 | 0 | 2 |
| Penn State (2/8) | N | 9 | 0-0 | 0-0 | 0-0 | 0-1/1 | 2 | 0 | 0 | 0 | 0 |
| Iowa (2/16) | N | 16 | 2-5 | 1-4 | 0-0 | 3-1/4 | 2 | 2 | 0 | 3 | 5 |
| Indiana (2/19) | N | 15 | 2-4 | 1-3 | 0-0 | 1-2/3 | 2 | 2 | 0 | 0 | 5 |
| Northwestern (2/23) | DNP (Injury) | | | | | | | | | | |
| Maryland (2/26) | N | 19 | 3-9 | 3-7 | 0-0 | 3-1/4 | 2 | 1 | 1 | 1 | 9 |
| Wisconsin (3/1) | N | 24 | 2-7 | 2-7 | 0-0 | 3-7/10 | 4 | 0 | 3 | 0 | 6 |
| Indiana (3/4) | N | 23 | 3-4 | 3-3 | 0-0 | 0-5/5 | 2 | 1 | 3 | 0 | 9 |
| Nebraska (3/8) | N | 18 | 4-6 | 1-3 | 0-0 | 0-4/4 | 2 | 1 | 2 | 0 | 9 |
| Northwestern (3/11 - BTT) | N | 20 | 2-4 | 1-2 | 0-0 | 2-2/4 | 1 | 0 | 0 | 0 | 5 |

CAREER STATISTICS

| Season | Gp | Gs | Min | Avg | 3-POINT | | | REBOUNDS | | | | | Pfs | Avg | | | | | |
|---------------|-----------|-----------|------------|-------------|---------------|-------------|---------------|-------------|--------------|-------------|-------------------|------------|-------------|-----------|-----------|-----------|-----------|------------|------------|
| | | | | | Fg-Fga | Pct | Ft-Fta | Pct | O-D/Tot | Pf/D | Asst | TO | | | Blk | ST | | | |
| 2019-20 | 21 | 0 | 239 | 11.4 | 26-61 | .426 | 17-45 | .378 | 2-2 | 1.000 | 15-38/53 | 2.5 | 24 | 12 | 14 | 9 | 5 | 71 | 3.4 |
| 2020-21 | 29 | 3 | 412 | 14.2 | 27-85 | .318 | 13-59 | .220 | 15-19 | .789 | 33-69-102 | 3.5 | 36 | 16 | 13 | 21 | 9 | 82 | 2.8 |
| 2023-24 | 19 | 7 | 296 | 15.6 | 33-71 | .465 | 18-48 | .375 | 7-14 | .500 | 19-31/50 | 2.6 | 23-0 | 11 | 14 | 9 | 10 | 91 | 4.8 |
| Career | 69 | 10 | 948 | 13.7 | 86-217 | .396 | 48-152 | .316 | 24-35 | .686 | 67-138/205 | 3.0 | 83-0 | 39 | 41 | 39 | 24 | 244 | 3.5 |



8

KRIS KEINYS

FORWARD | FR | 6-8 | 185

KLAIPEDA, LITHUANIA

KLAIPEDOS VYTAUTO DIDŽIOJO GIMNAZIJA HS

2023-24 | FRESHMAN SEASON

Made his collegiate debut in the UTSA win (11/10) and collected a rebound • played five minutes and collected a steal and a rebound in the New Orleans win (11.30) • scored his first collegiate points in the win over FGCU (12/9).

PREP

Played with Klaipėdos Neptūnas-Akvaservis in his home country of Lithuania the past three seasons • in 2022-23, played 26 minutes per game in the National Basketball League (NKL), and averaged 8.6 points, 5.2 rebounds and 1.4 assists and 1.1 blocks in 38 games played • shot 42 percent from the field that season • also played with Lithuania's team at the FIBA U18 European Championship in 2022 and averaged 4.6 points, 3.3 rebounds and shot 44 percent in 16 minutes played • during the 2021-22 season, averaged 14 minutes 2.7 points and 2.6 rebounds • played with Lithuania at the Next Generation Tournament and averaged nine points, 5.2 rebounds, 2.5 assists and 2.2 blocks • participated in the 2020 Baltic Cup with the Lithuanian 16-year-old national team, which won first place.

PERSONAL

Birth name is Kristupas Keinys • parents are Petras Keinys (dad) and Dovile Keiniene (mom) • has one sister, Greta Varkalyte • went to high school at Klaipėdos Vytauto Didžiojo gimnazija • undeclared as a major, but interested in business • enjoys golf, tennis, fishing, table tennis and reading • signed with the Gophers in June of 2023 and was on campus Aug. 2023.

CAREER HIGHS

Points 5 vs IUPUI 12/12/23

Rebounds 1 vs UTSA 11/10/23, vs New Orleans 11/30/23

Steals 1 vs New Orleans 11/30/23

FG Made 1 vs FGCU 12/09/23

FG Attempts 1 vs New Orleans 11/30/23, vs FGCU 12/09/23

2023-24 GAME-BY-GAME (MN SEASON)

| Opponent (Date) | Start | Min | Fg-Fa | 3g-3a | Ft-Fta | O-D/T | PF | A | TO | Blk | Stl | Pts |
|-----------------------|-------|-----|-------|-------|--------|-------|----|---|----|-----|-----|-----|
| Beth-Cookman (11.6) | DNP | | | | | | | | | | | |
| UTSA (11.10) | N | 1 | 0-0 | 0-0 | 0-0 | 0-1/1 | 0 | 0 | 0 | 0 | 0 | 0 |
| Missouri (11.16) | DNP | | | | | | | | | | | |
| USC Upstate (11.18) | DNP | | | | | | | | | | | |
| UAPB (11.21) | DNP | | | | | | | | | | | |
| San Francisco (11.26) | DNP | | | | | | | | | | | |
| New Orleans (11.30) | N | 5 | 0-1 | 0-0 | 0-0 | 0-1/1 | 0 | 0 | 0 | 0 | 1 | 0 |
| Ohio State (12.3) | DNP | | | | | | | | | | | |
| Nebraska (12.6) | DNP | | | | | | | | | | | |
| FGCU (12.9) | N | 4 | 1-1 | 0-0 | 0-0 | 0-0/0 | 0 | 0 | 0 | 0 | 0 | 2 |
| IUPUI (12.12) | N | 10 | 2-3 | 1-1 | 0-0 | 1-2/3 | 1 | 1 | 2 | 0 | 0 | 5 |
| Ball State (12.21) | N | 1 | 0-0 | 0-0 | 0-0 | 0-0/0 | 0 | 0 | 0 | 0 | 0 | 0 |
| Maine (12.29) | DNP | | | | | | | | | | | |
| Michigan (1.4) | DNP | | | | | | | | | | | |
| Maryland (1.7) | DNP | | | | | | | | | | | |
| at Indiana (1.12) | DNP | | | | | | | | | | | |
| Iowa (1.15) | DNP | | | | | | | | | | | |
| at Michigan St (1.18) | DNP | | | | | | | | | | | |
| Wisconsin (1.23) | DNP | | | | | | | | | | | |

CAREER STATISTICS

| Season | Gp | Gs | Min | Avg | 3-POINT | | | REBOUNDS | | | | | Pf/D | Asst | TO | Blk | ST | Pts | Avg |
|---------|----|----|-----|-----|---------|------|--------|----------|--------|------|---------|-----|------|------|----|-----|----|-----|-----|
| | | | | | Fg-Fga | Pct | Fg-Fga | Pct. | Ft-Fta | Pct. | O-D/Tot | Avg | | | | | | | |
| 2023-24 | 5 | 0 | 21 | 4.1 | 3-5 | .600 | 1-11 | .000 | 0-0 | .000 | 1-4/5 | 1.0 | 1-0 | 1 | 2 | 0 | 1 | 7 | 1.4 |
| Career | 5 | 0 | 21 | 4.1 | 3-5 | .600 | 1-11 | .000 | 0-0 | .000 | 1-4/5 | 1.0 | 1-0 | 1 | 2 | 0 | 1 | 7 | 1.4 |



11 JACKSON PURCELL

GUARD | R-SO | 6-5 | 195
 APPLE VALLEY, MINN.
 EASTVIEW HS

2023-24 | RS-SOPHOMORE SEASON

Saw action in the New Orleans win (11/30) • played three minutes during the IUPUI game (12/12) and recorded a block and rebound.

2022-23 | RS-FRESHMAN SEASON

Made his collegiate debut in the win over St. Francis Brooklyn (11/11).

OVERVIEW

Committed to Minnesota in May 2021 and enrolled into school this past June • suffered a knee injury and has not suited up yet this season.

HIGH SCHOOL

Played at Eastview High School and Minnesota Select • As a senior with Eastview, averaged 12.8 points per games and scored in double figures eight of 11 games despite before suffering an injury • member of the South Suburban League championship team both senior and junior years • all-conference selection in 2020-21 • helped Eastview to an 11-0 start his senior season before being sidelined with an injury • named to the 2021 Mr. Basketball Watch List • as a junior, Purcell helped Eastview to a 24-4 record and a South Suburban Conference championship en route to the Class 4A Section 3 finals • also named an all-conference honorable mention.

PERSONAL

Parents are Mike and Amy • graduated from Eastview High School in June 2021 • has been admitted into Carlson School of Management.

2023-24 GAME-BY-GAME (MN SEASON)

| Opponent (Date) | Start | Min | Fg-Fa | 3g-3a | Ft-Fta | O-D/T | PF | A | TO | Blk | Stl | Pts |
|-----------------------|-------|-----|-------|-------|--------|-------|----|---|----|-----|-----|-----|
| Beth-Cookman (11.6) | DNP | | | | | | | | | | | |
| UTSA (11.10) | DNP | | | | | | | | | | | |
| Missouri (11.16) | DNP | | | | | | | | | | | |
| USC Upstate (11.18) | DNP | | | | | | | | | | | |
| UAPB (11.21) | DNP | | | | | | | | | | | |
| San Francisco (11.26) | DNP | | | | | | | | | | | |
| New Orleans (11.30) | N | 1 | 0-0 | 0-0 | 0-0 | 0-0/0 | 0 | 0 | 0 | 0 | 0 | 0 |
| Ohio State (12.3) | DNP | | | | | | | | | | | |
| Nebraska (12.6) | DNP | | | | | | | | | | | |
| FGCU (12.9) | DNP | | | | | | | | | | | |
| IUPUI (12.12) | N | 3 | 0-0 | 0-0 | 0-0 | 0-1/1 | 0 | 0 | 0 | 1 | 0 | 0 |
| Ball State (12.21) | DNP | | | | | | | | | | | |
| Maine (12.29) | DNP | | | | | | | | | | | |
| Michigan (1.4) | DNP | | | | | | | | | | | |
| Maryland (1.7) | DNP | | | | | | | | | | | |
| at Indiana (1.12) | DNP | | | | | | | | | | | |
| Iowa (1.15) | DNP | | | | | | | | | | | |
| at Michigan St (1.18) | DNP | | | | | | | | | | | |
| Wisconsin (1.23) | DNP | | | | | | | | | | | |

CAREER HIGHS

Minutes 4 vs. St. Francis Brooklyn (11/11/22)

Rebounds 1 vs IUPUI 12/12/23

Blocks 1 vs IUPUI 12/12/23

2022-23 GAME-BY-GAME (MN SEASON)

| Opponent (Date) | Start | Min | Fg-Fa | 3g-3a | Ft-Fta | O-D/T | PF | A | TO | Blk | Stl | Pts |
|--------------------------|-------|-----|-------|-------|--------|-------|----|---|----|-----|-----|-----|
| Western Mich (11/7) | DNP | | | | | | | | | | | |
| St. Francis BK (11/11) | N | 4 | 0-0 | 0-0 | 0-0 | 0-0/0 | 1 | 0 | 0 | 0 | 0 | 0 |
| DePaul (11/14) | DNP | | | | | | | | | | | |
| Central Mich. (11/17) | DNP | | | | | | | | | | | |
| Cal Baptist (11/21) | DNP | | | | | | | | | | | |
| UNLV (11/23) | DNP | | | | | | | | | | | |
| at Virginia Tech (11/28) | DNP | | | | | | | | | | | |
| at #5 Purdue (12/4) | DNP | | | | | | | | | | | |
| vs. Michigan (12/8) | DNP | | | | | | | | | | | |
| vs. #23 Miss St (12/11) | DNP | | | | | | | | | | | |
| vs. Pine Bluff (12/14) | DNP | | | | | | | | | | | |
| vs. Chicago St (12/22) | DNP | | | | | | | | | | | |
| at #14 Wisconsin (1/3) | DNP | | | | | | | | | | | |
| vs. Nebraska (1/7) | DNP | | | | | | | | | | | |
| at Ohio State (1/12) | DNP | | | | | | | | | | | |
| vs. Illinois (1/16) | DNP | | | | | | | | | | | |
| vs. #3 Purdue (1/19) | DNP | | | | | | | | | | | |
| at Michigan (1/23) | DNP | | | | | | | | | | | |
| vs. Indiana (1/25) | DNP | | | | | | | | | | | |
| at Northwestern (1/28) | DNP | | | | | | | | | | | |
| at Rutgers (2/1) | DNP | | | | | | | | | | | |
| vs Maryland (2/4) | DNP | | | | | | | | | | | |
| vs Iowa (2/12) | DNP | | | | | | | | | | | |
| vs. Penn State (2/18) | DNP | | | | | | | | | | | |
| at Illinois (2/20) | DNP | | | | | | | | | | | |
| at Maryland (2/22) | DNP | | | | | | | | | | | |
| at Nebraska (2/25) | DNP | | | | | | | | | | | |
| vs. Rutgers (3/2) | DNP | | | | | | | | | | | |
| vs. Wisconsin (3/5) | DNP | | | | | | | | | | | |
| vs. Nebraska BTT (3/8) | DNP | | | | | | | | | | | |
| vs. Maryland BTT (3/9) | DNP | | | | | | | | | | | |

CAREER STATISTICS

| Season | Gp | Gs | Min | Avg | 3-POINT | | | | REBOUNDS | | | | | | | | Pts | Avg | |
|---------------|----------|----------|----------|------------|------------|-------------|------------|-------------|------------|-------------|--------------|------------|------------|----------|----------|----------|----------|----------|------------|
| | | | | | Fg-Fga | Pct | Fg-Fga | Pct. | Ft-Fta | Pct. | O-D/Tot | Avg | Pf/Dq | Asst | TO | Blk | | | ST |
| 2022-23 | 1 | 0 | 4 | 3.5 | 0-0 | .000 | 0-0 | .000 | 0-0 | .000 | 0-0/0 | 0.0 | 1-0 | 0 | 0 | 0 | 0 | 0 | 0.0 |
| 2023-24 | 2 | 0 | 4 | 1.9 | 0-0 | .000 | 0-0 | .000 | 0-0 | .000 | 0-1/1 | 0.5 | 0-0 | 0 | 0 | 1 | 0 | 0 | 0.0 |
| CAREER | 3 | 0 | 7 | 2.5 | 0-0 | .000 | 0-0 | .000 | 0-0 | .000 | 0-1/1 | 0.3 | 1-0 | 0 | 0 | 1 | 0 | 0 | 0.0 |



12 ERICK READER

FORWARD | FR | 6-8 | 200
 BLOOMINGTON, MINN.
 NEW LIFE ACADEMY HS

2023-24 | FRESHMAN SEASON

Saw action in the New Orleans win (11/30) and collected his first career rebound • collected his first career points and rebounds in the win over IUPUI (12/12).

PREP

Played with New Life Academy under Robbie Whitney • as a senior, helped New Life Academy to back-to-back state championship appearances and a 4A Championship his senior and junior seasons • 2023 MBCA All Star • averaged 14.7 ppg, 12.6 rbg in 32 games in 2022-23 • as junior in 2021-22, averaged 13.5 points and shot 54.5 from the field • also averaged 8.8 rebounds, 1.4 assists, 1 block and 1 steal per game • guided New Life Academy to Skyline conference champions • two-time First-Team All-Skyline Conference honoree • holds school record for rebounds in a game (24) and broke the school record with 403 rebounds in a season • played for Grassroots Sizzle and head coach Larry Suggs and Brian Sandifer • also an ACSI Distinguished Christian High School Student Award for leadership received a Scholar Athlete award for a GPA of 3.5 or higher.

PERSONAL

Parents are Tanya and Nathan Reader • graduated from New Life Academy in 2023 • undeclared major.

CAREER HIGHS

Points 4 vs IUPUI 12/12/23

Rebounds 4 vs IUPUI 12/12/23

FG Made 2 vs IUPUI 12/12/23

FG Attempts 3 vs IUPUI 12/12/23

2023-24 GAME-BY-GAME (MN SEASON)

| Opponent (Date) | Start | Min | Fg-Fa | 3g-3a | Ft-Fta | O-D/T | PF | A | TO | Blk | Stl | Pts |
|-----------------------|-------|-----|-------|-------|--------|-------|----|---|----|-----|-----|-----|
| Beth-Cookman (11.6) | DNP | | | | | | | | | | | |
| UTSA (11.10) | DNP | | | | | | | | | | | |
| Missouri (11.16) | DNP | | | | | | | | | | | |
| USC Upstate (11.18) | DNP | | | | | | | | | | | |
| UAPB (11.21) | DNP | | | | | | | | | | | |
| San Francisco (11.26) | DNP | | | | | | | | | | | |
| New Orleans (11.30) | Y | 1 | 0-1 | 0-0 | 0-0 | 1-0/1 | 0 | 0 | 0 | 0 | 0 | 0 |
| Ohio State (12.3) | DNP | | | | | | | | | | | |
| Nebraska (12.6) | DNP | | | | | | | | | | | |
| FGCU (12.9) | DNP | | | | | | | | | | | |
| IUPUI (12.12) | N | 6 | 2-3 | 0-0 | 0-0 | 2-2/4 | 2 | 0 | 1 | 0 | 0 | 4 |
| Ball State (12.21) | DNP | | | | | | | | | | | |
| Maine (12.29) | DNP | | | | | | | | | | | |
| Michigan (1.4) | DNP | | | | | | | | | | | |
| Maryland (1.7) | DNP | | | | | | | | | | | |
| at Indiana (1.12) | DNP | | | | | | | | | | | |
| Iowa (1.15) | DNP | | | | | | | | | | | |
| at Michigan St (1.18) | DNP | | | | | | | | | | | |
| Wisconsin (1.23) | DNP | | | | | | | | | | | |

CAREER STATISTICS

| Season | Gp | Gs | Min | Avg | 3-POINT | | | REBOUNDS | | | | | PF/D | Asst | TO | Blk | ST | Pts | Avg |
|---------|----|----|-----|-----|---------|------|--------|----------|--------|------|---------|-----|------|------|----|-----|----|-----|-----|
| | | | | | Fg-Fga | Pct | Fg-Fga | Pct. | Ft-Fta | Pct. | O-D/Tot | Avg | | | | | | | |
| 2023-24 | 2 | 0 | 8 | 3.9 | 2-4 | .500 | 0-0 | .000 | 0-0 | .000 | 3-2/5 | 2.5 | 2-0 | 0 | 1 | 0 | 0 | 4 | 2.0 |
| Career | 2 | 0 | 8 | 3.9 | 2-4 | .500 | 0-0 | .000 | 0-0 | .000 | 3-2/5 | 2.5 | 2-0 | 0 | 1 | 0 | 0 | 4 | 2.0 |



15 KADYN BETTS

FORWARD | R-FR | 6-8 | 215
 PUEBLO, COLO.
 PUEBLO CENTRAL HS

2023-24 SEASON | FRESHMAN SEASON:

Made his Gopher debut in the win over Bethune-Cookman (11/6) when he played five minutes • added his first collegiate points in the win over UAPB (11/21) • saw action in the New Orleans win (11/30) where he collected his first career assist • played four minutes in the win over FGCU (12/9) • played 18 minutes and scored seven points and had two assists vs. IUPUI (12/12).

2022-23 SEASON

Redshirted the 2022-23 season.

PREP

Played prep basketball for Pueblo Central and the P.L.U.T.O. Prospects • listed as PrepHoops' 87th recruit in the Class of 2023, but reclassified to the 2022 class • as a junior at Pueblo Central, averaged 22.7 points, 12.3 record, 3.6 blocks, 2.0 assists and 1.7 steals per game • team captain • led Pueblo Central to a 23-4 record and a state 4A Final Four appearance • an all-state first team 4A selection last year • led the state with 22 double doubles (points/rebounds) and ranked first in Colorado 4A in blocks (2.46), and second in scoring (22.7 ppg) and rebounding (12.3) • three-year starter • established over 1,000 career points during his junior year • played the summer with P.L.U.T.O. Prospects in summer 2022 • named to the Battle at the Lakes 17U All-Tournament team • scored 31 points and had seven threes at the Freedom Classic in Denver • scored 43 points in a single game at the PrepHoops event in Atlanta this summer.

PERSONAL

Graduated early from Pueblo Central in 2022 after his junior year of high school and enrolled early into Minnesota • straight A student • junior class president his final year at Pueblo Central • parents are Kevin and Brook • is the third person in his family to play collegiate basketball • father, Kevin, played at San Diego State • brother, Kobi, played at Air Force and Colorado School of Mines.

CAREER HIGHS

- Points 7 vs IUPUI 12/12/23
- Rebounds 1 vs Ark.-Pine Bluff 11/21/23
- Assists 2 vs IUPUI 12/12/23
- FG Made 3 vs IUPUI 12/12/23
- FG Attempts 5 vs IUPUI 12/12/23
- 3FG Made 1 vs IUPUI 12/12/23
- 3FG Attempts 3 vs Ark.-Pine Bluff 11/21/23
- FT Made 1 vs Ark.-Pine Bluff 11/21/23
- FT Attempts 1 vs Ark.-Pine Bluff 11/21/23

2023-24 GAME-BY-GAME (MN SEASON)

| Opponent (Date) | Start | Min | Fg-Fa | 3g-3a | Ft-Fta | O-D/T | PF | A | TO | Blk | Stl | Pts |
|-----------------------|-------|-----|-------|-------|--------|-------|----|---|----|-----|-----|-----|
| Beth-Cookman (11/6) | N | 5 | 0-2 | 0-2 | 0-0 | 0-0/0 | 0 | 0 | 0 | 0 | 0 | 0 |
| UTSA (11.10) | N | 4 | 0-1 | 0-0 | 0-0 | 0-0/0 | 0 | 0 | 0 | 0 | 0 | 0 |
| Missouri (11.16) | DNP | | | | | | | | | | | |
| USC Upstate (11.18) | DNP | | | | | | | | | | | |
| UAPB (11.21) | N | 7 | 1-4 | 0-3 | 1-1 | 1-0/1 | 1 | 0 | 1 | 0 | 0 | 3 |
| San Francisco (11.26) | DNP | | | | | | | | | | | |
| New Orleans (11.30) | N | 7 | 0-0 | 0-0 | 0-0 | 0-0/0 | 1 | 1 | 0 | 0 | 0 | 0 |
| Ohio State (12.3) | DNP | | | | | | | | | | | |
| Nebraska (12.6) | DNP | | | | | | | | | | | |
| FGCU (12.9) | N | 4 | 0-1 | 0-0 | 0-0 | 0-0/0 | 0 | 0 | 1 | 0 | 0 | 0 |
| IUPUI (12.12) | N | 18 | 3-5 | 1-2 | 0-0 | 0-0/0 | 3 | 2 | 0 | 0 | 0 | 7 |
| Ball State (12.21) | N | 11 | 0-2 | 0-1 | 0-0 | 1-0/1 | 2 | 0 | 0 | 0 | 0 | 0 |
| Maine (12.29) | DNP | | | | | | | | | | | |
| Michigan (1.4) | DNP | | | | | | | | | | | |
| Maryland (1.7) | DNP | | | | | | | | | | | |
| at Indiana (1.12) | DNP | | | | | | | | | | | |
| Iowa (1.15) | DNP | | | | | | | | | | | |
| at Michigan St (1.18) | DNP | | | | | | | | | | | |
| Wisconsin (1.23) | DNP | | | | | | | | | | | |

CAREER STATISTICS

| Season | Gp | Gs | Min | Avg | 3-POINT | | | REBOUNDS | | | | Pf/D | Asst | TO | Blk | ST | Pts | Avg | |
|---------------|----------|----------|-----------|------------|-------------|-------------|------------|-------------|------------|--------------|--------------|------------|------------|----------|----------|----------|----------|-----------|------------|
| | | | | | Fg-Fga | Pct | Fg-Fga | Pct. | Ft-Fta | Pct. | O-D/Tot | | | | | | | | Avg |
| 2023-24 | 7 | 0 | 54 | 7.7 | 4-15 | .267 | 1-8 | .125 | 1-1 | 1.000 | 2-0/2 | 0.3 | 8-0 | 3 | 2 | 0 | 0 | 10 | 1.4 |
| Career | 7 | 0 | 54 | 7.7 | 4-15 | .267 | 1-8 | .125 | 1-1 | 1.000 | 2-0/2 | 0.3 | 8-0 | 3 | 2 | 0 | 0 | 10 | 1.4 |



21 PHARREL PAYNE

FORWARD | SO | 6-9 | 255
 COTTAGE GROVE, MINN.
 PARK HIGH SCHOOL COTTAGE GROVE

2023-24 SEASON | SOPHOMORE SEASON:

Started and played 16 minutes in the season opener vs. Bethune-Cookman (11/6) • scored 10 points, three blocks and two rebounds vs. Missouri (11/16) • produced seven points, five rebounds and tied a career-high four blocks in USC Upstate win (11/18) • had 15 points and six rebounds at San Francisco (11/26) • scored a season-best 17 points in 17 minutes of play in the New Orleans win (11/30) • played in a season-most 35 minutes and had 12 points, four rebounds and two blocks in the Nebraska (12/6) • scored nine points and eight rebounds in 12 minutes vs. IUPUI (12/12) • had 13 points vs. Ball State (12/21) • had 12 points and eight rebounds vs. Maine (12/29) • had 12 points, eight rebounds and four blocks in the Michigan win (1/4) • produced a 17-point, 10 rebound double double at Indiana (1/22).

2022-23 - FRESHMAN SEASON

Played in 30 games as a true freshmen and started in four games averaging 22 minutes played • ranked fourth on the team in scoring when he had 247 points and averaged 8.2 per game • ranked second on the team in rebounds with 156 total rebounds and averaged 5.2 per game • shot 69.3 percent from the field and held a team-best 32 blocks • made his collegiate debut on Nov. 7 vs. Western Michigan and played 13 minutes with three points • scored 12 points and eight rebounds in just his second collegiate game in the win over St. Francis Brooklyn (11/11) • had 12 points and went 6-6 vs DePaul (11/14) • scored his first double double of his collegiate career in a 15 point, 13 rebound game in the California Baptist win (11/21) • had 13 points in 27 minutes played, six rebounds, three blocks and a steal at Virginia Tech (11/28) • scored 15 points and went 6-6 and two blocks vs Michigan (12/8) • had 10 points in the win over Ohio State (1/2) • had 14 points and six rebounds vs. Maryland (2/4) • achieved a career-high 18 points and added his second-career double double with 10 rebounds vs. Penn State (2/18) and also contributed six assists • scored 17 points in 17 minutes played at Maryland (2/22) • produced a double double 15 points, 10 rebounds in the win against Rutgers (3/2) • scored a team-best 17 points in the Big Ten Tournament against Maryland when he went a perfect 6-6 in field goals and 5-5 at the free throw line, as he also recorded three assists, a block and a steal.

PREP

Mr. Basketball Top 10 finalist, which is given to the top boy's basketball player in the state of Minnesota • first team all-state his senior year • Second Team All-Metro • after missing the first eight games of his senior season due to injury, averaged 22 points, 12 rebounds and two blocks per game his senior season • helped the Wolfpack to a 20-9 overall record • had 10 games with at least 20 points his senior year and three-30 point games • averaged 15 points per game and 10 rebounds as a junior • had a breakout AAU season this past summer with Minnesota Select under the direction of former Gopher Mitch Ohnstad • scored double-digits in 16 of 20 games as he helped the team to an 11-10 record • listed as the 83rd recruit nationally.

PERSONAL

Graduated from Park Cottage Grove in 2022 • parents are George and Emma Payne • brother, Rodrick, plays at Western Illinois.

CAREER HIGHS

Double Doubles: 4

Points 18 vs Penn St. 02/18/23

Rebounds 13 vs California Baptist 11/21/22

Assists 6 vs Penn St. 02/18/23

Steals 2 vs Nebraska 01/07/23, vs Purdue 01/19/23, at Rutgers 02/01/23

Blocks 5, at Indiana, 1/12/24

FG Made 7 vs Penn St. 02/18/23, at Maryland 02/22/23, vs New Orleans 11/30/23

FG Attempts 12 vs Penn St. 02/18/23

FT Made 6 vs Maryland 02/04/23

FT Attempts 10 vs Maryland 02/04/23

2023-24 GAME-BY-GAME (MN SEASON)

| Opponent (Date) | Start | Min | Fg-Fa | 3g-3a | Ft-Fta | O-D/T | PF | A | TO | Blk | Stl | Pts |
|-----------------------|------------|-----|-------|-------|--------|--------|----|---|----|-----|-----|-----|
| Beth-Cookman (11/6) | Y | 16 | 2-3 | 0-0 | 1-4 | 1-1/2 | 1 | 1 | 3 | 1 | 0 | 5 |
| UTSA (11/10) | DNP-Injury | | | | | | | | | | | |
| Missouri (11/16) | N | 14 | 5-8 | 0-0 | 0-0 | 2-0/2 | 2 | 0 | 1 | 3 | 0 | 10 |
| USC Upstate (11/18) | N | 20 | 3-5 | 0-0 | 1-2 | 0-5/5 | 2 | 1 | 2 | 4 | 0 | 7 |
| UABP (11/21) | N | 10 | 3-5 | 0-0 | 0-2 | 2-3/5 | 3 | 1 | 0 | 1 | 0 | 6 |
| San Francisco (11/26) | N | 26 | 6-11 | 0-0 | 3-6 | 2-4/6 | 1 | 0 | 0 | 1 | 0 | 15 |
| New Orleans (11/30) | N | 17 | 7-9 | 0-0 | 3-6 | 1-4/5 | 2 | 1 | 1 | 1 | 0 | 17 |
| Ohio State (12.3) | N | 31 | 3-6 | 0-0 | 0-0 | 3-4/7 | 1 | 3 | 1 | 0 | 1 | 6 |
| Nebraska (12.6) | N | 35 | 5-6 | 0-0 | 2-6 | 1-3/4 | 2 | 1 | 3 | 2 | 1 | 12 |
| FGCU (12.9) | Y | 17 | 2-4 | 0-0 | 0-0 | 2-4/6 | 0 | 1 | 1 | 1 | 1 | 4 |
| IUPUI (12.12) | Y | 12 | 4-5 | 0-0 | 1-3 | 1-7/8 | 3 | 0 | 2 | 1 | 0 | 9 |
| Ball State (12.21) | Y | 23 | 5-8 | 0-0 | 3-5 | 3-1/4 | 2 | 0 | 0 | 0 | 1 | 13 |
| Maine (12.29) | N | 18 | 5-8 | 0-0 | 2-6 | 3-5/8 | 1 | 3 | 1 | 2 | 0 | 12 |
| Michigan (1.4) | N | 25 | 6-9 | 0-0 | 0-2 | 4-4/8 | 3 | 2 | 0 | 4 | 1 | 12 |
| Maryland (1.7) | N | 18 | 4-5 | 0-0 | 0-3 | 2-4/6 | 4 | 1 | 2 | 2 | 0 | 8 |
| at Indiana (1.12) | N | 30 | 7-8 | 0-0 | 3-8 | 4-6/10 | 2 | 0 | 2 | 5 | 1 | 17 |
| Iowa (1.15) | N | 14 | 1-2 | 0-0 | 1-2 | 1-3/4 | 0 | 0 | 1 | 1 | 0 | 3 |
| at Michigan St (1.18) | Y | 24 | 2-7 | 0-0 | 3-4 | 2-8/10 | 4 | 2 | 4 | 0 | 0 | 7 |
| Wisconsin (1.23) | Y | 29 | 3-10 | 0-0 | 3-6 | 2-5/7 | 3 | 0 | 1 | 0 | 0 | 9 |

2022-23 GAME-BY-GAME (MN SEASON)

| Opponent (Date) | Start | Min | Fg-Fa | 3g-3a | Ft-Fta | O-D/T | PF | A | TO | Blk | Stl | Pts |
|--------------------------|--------------|-----|-------|-------|--------|---------|----|---|----|-----|-----|-----|
| Western Mich (11/7) | N | 13 | 1-2 | 0-0 | 1-4 | 3-2/5 | 3 | 0 | 3 | 0 | 1 | 3 |
| St. Francis BK (11/11) | N | 25 | 5-5 | 0-0 | 2-2 | 1-7/8 | 1 | 1 | 3 | 0 | 0 | 12 |
| DePaul (11/14) | N | 27 | 6-6 | 0-0 | 0-0 | 1-3/4 | 3 | 1 | 5 | 1 | 1 | 12 |
| Central Mich. (11/17) | N | 18 | 2-4 | 0-0 | 0-0 | 1-3/4 | 2 | 1 | 1 | 2 | 1 | 4 |
| Cal Baptist (11/21) | N | 40 | 6-9 | 0-0 | 3-5 | 3-10/13 | 2 | 0 | 3 | 0 | 0 | 15 |
| UNLV (11/23) | N | 14 | 1-2 | 0-0 | 0-0 | 3-2/5 | 1 | 0 | 2 | 0 | 0 | 2 |
| at Virginia Tech (11/28) | N | 27 | 5-8 | 0-0 | 3-7 | 1-5/6 | 1 | 1 | 0 | 3 | 1 | 13 |
| at #5 Purdue (12/4) | N | 18 | 1-1 | 0-0 | 0-1 | 0-1/1 | 2 | 2 | 2 | 4 | 0 | 2 |
| vs. Michigan (12/8) | N | 22 | 6-6 | 0-0 | 3-8 | 1-2/3 | 4 | 3 | 2 | 2 | 0 | 15 |
| vs. #23 Miss St (12/11) | N | 25 | 2-5 | 0-0 | 2-4 | 3-4/7 | 3 | 1 | 0 | 2 | 0 | 6 |
| vs. Pine Bluff (12/14) | N | 12 | 2-3 | 0-0 | 1-2 | 1-2/3 | 2 | 0 | 2 | 1 | 0 | 5 |
| vs. Chicago St (12/22) | N | 13 | 2-3 | 0-0 | 0-2 | 1-2/3 | 1 | 1 | 3 | 0 | 0 | 4 |
| at #14 Wisconsin (1/3) | N | 23 | 3-4 | 0-0 | 2-5 | 1-2/3 | 2 | 1 | 1 | 0 | 0 | 8 |
| vs. Nebraska (1/7) | N | 21 | 1-2 | 0-0 | 2-4 | 1-1/2 | 1 | 3 | 1 | 0 | 2 | 4 |
| at Ohio State (1/12) | N | 24 | 5-6 | 0-0 | 0-2 | 0-3/3 | 1 | 1 | 5 | 1 | 0 | 10 |
| vs. Illinois (1/16) | N | 21 | 0-2 | 0-0 | 4-6 | 1-6/7 | 2 | 4 | 2 | 2 | 0 | 4 |
| vs. #3 Purdue (1/19) | N | 25 | 2-4 | 0-0 | 0-0 | 0-2/2 | 4 | 2 | 1 | 1 | 2 | 4 |
| at Michigan (1/23) | N | 31 | 3-6 | 0-0 | 1-3 | 2-3/5 | 4 | 0 | 1 | 1 | 1 | 7 |
| vs. Indiana (1/25) | DNP - Injury | | | | | | | | | | | |
| at Northwestern (1/28) | Y | 17 | 1-2 | 0-0 | 1-4 | 0-3/3 | 2 | 1 | 4 | 0 | 0 | 3 |
| at Rutgers (2/1) | Y | 29 | 2-5 | 0-0 | 2-3 | 2-2/4 | 3 | 2 | 3 | 1 | 2 | 6 |
| vs Maryland (2/4) | Y | 31 | 4-5 | 0-0 | 6-10 | 1-5/6 | 3 | 2 | 3 | 0 | 0 | 14 |
| vs Iowa (2/12) | Y | 16 | 2-3 | 0-0 | 2-5 | 0-7/7 | 3 | 1 | 3 | 3 | 0 | 6 |
| vs. Penn State (2/18) | N | 30 | 7-12 | 0-0 | 4-6 | 6-4/10 | 2 | 6 | 1 | 0 | 0 | 18 |
| at Illinois (2/20) | N | 12 | 0-0 | 0-0 | 0-2 | 1-2/3 | 4 | 0 | 1 | 0 | 0 | 0 |
| at Maryland (2/22) | N | 17 | 7-11 | 0-0 | 3-5 | 3-1/4 | 5 | 0 | 3 | 1 | 0 | 17 |
| at Nebraska (2/25) | N | 22 | 4-5 | 0-0 | 2-2 | 2-7/9 | 2 | 0 | 2 | 0 | 1 | 10 |
| vs. Rutgers (3/2) | N | 28 | 6-8 | 0-0 | 3-6 | 5-5/10 | 3 | 1 | 2 | 2 | 1 | 15 |
| vs. Wisconsin (3/5) | N | 13 | 2-2 | 0-0 | 1-3 | 1-2/3 | 5 | 1 | 2 | 0 | 0 | 5 |
| vs. Nebraska BT (3/8) | N | 21 | 3-3 | 0-0 | 0-3 | 1-3/4 | 3 | 1 | 1 | 1 | 0 | 6 |
| vs. Maryland BT (3/9) | N | 30 | 6-6 | 0-0 | 5-5 | 3-6/9 | 3 | 3 | 3 | 1 | 1 | 17 |

CAREER STATISTICS

| Season | Gp | Gs | Min | Avg | 3-POINT | | | REBOUNDS | | | Pff/D | Asst | TO | Blk | ST | Pts | Avg | | |
|---------------|-----------|-----------|-------------|-------------|----------------|-------------|------------|-------------|---------------|-------------|-------------------|------------|--------------|-----------|-----------|-----------|-----------|------------|------------|
| | | | | | Fg-Fga | Pct | Pct. | Ft-Fta | Pct. | O-D/Tot | | | | | | | | Avg | |
| 2022-23 | 30 | 4 | 661 | 22.0 | 97-140 | .693 | 0-0 | .000 | 53-109 | .486 | 49-107/156 | 5.2 | 77-2 | 40 | 63 | 32 | 14 | 247 | 8.2 |
| 2023-24 | 18 | 6 | 378 | 21.0 | 73-119 | .613 | 0-0 | .000 | 26-65 | .400 | 36-71/107 | 5.9 | 36-0 | 17 | 25 | 29 | 6 | 172 | 9.6 |
| Career | 48 | 10 | 1039 | 21.6 | 170-259 | .656 | 0-0 | .000 | 79-174 | .454 | 85-178/263 | 5.5 | 113-2 | 57 | 88 | 61 | 20 | 419 | 8.7 |



23 PARKER FOX

FORWARD | R-SR | 6-8 | 220
 MAHTOMEDI, MINN.
 NORTHERN STATE | MAHTOMEDI HS

2023-24 | RS-SENIOR SEASON

Made his Gopher debut in the win over Bethune-Cookman (11/6) when he played 15 minutes and scored seven points • had five points, three assists, one block and two rebounds vs. USC Upstate (11/18) • scored six points and had five rebounds in New Orleans win (11/30) • played 10 minutes and had two points a block and assist in the Nebraska win (12/6) • played a Minnesota-best 23 minutes and scored six points and collected seven rebounds in the FGCU win (12/9) • scored a Minnesota best 16 points in the IUPUI win (12/12) • also reached his 1,500 collegiate point in the IUPUI win.

2021-22, 2022-23 SEASONS

Suffered back-to-back knee injuries, which sidelined him both seasons.

PRIOR TO MINNESOTA

Played three seasons at Northern State in Aberdeen, S.D. and ended his career as the NSIC North Division Defensive Player of the Year, Player of the Year, and a first team all-conference honoree • he was named to the NABC and D2CCA All-America teams • in 2020-21, shot 64.4% from the field and averaged 22.3 points, 9.9 rebounds, 3.5 blocks and 1.7 steals per game • played three years for the Wolves and started 54 of the 86 games he saw action in • ended his Northern State career averaging 16.9 points and 7.7 rebounds in 26.2 minutes of action.

HIGH SCHOOL

Standout at Mahtomedi High School • two-year starter and team captain for the Zephyrs • Mahtomedi school record holder in points per game (22), points in a season (538), and points in one game (39) • Also a high jumper for the Zephyrs where he has reached the state tournament and set the conference record.

PERSONAL

Son of Neal and Heather Fox • brother, Brody, plays at UW-Stout • has an undergrad degree in sports management • obtained a master's degree in sports management.

CAREER HIGHS

| | |
|---|---|
| Points: 39 vs. MSU Moorhead (2/9/21)* | State (1/11/20)* |
| FG Attempts: 25 vs. Winona St (1/4/20)* | 3-Point FG Made: 4 vs. Bemidji State (1/11/20)* |
| FG Made: 16 vs. MSU Moorhead (2/9/21)* | Rebounds: 21 - at St. Cloud State (1/23/21)* |
| FT Attempts: 17 vs. Winona St (1/4/20)* | Assists: 7 Minn-Crookston (1/16/21) |
| FT Made: 10 vs. Minot St (2/12/21)* | Steals: 6 - at Augustana (1/17/20)* |
| 3-Point FG Attempts: 5 vs. Bemidji | Blocks: 10, vs. Wayne State (1/18/20)* |

* - Recorded at Northern State

2023-24 GAME-BY-GAME (MN SEASON)

| Opponent (Date) | Start | Min | Fg-Fa | 3g-3a | Ft-Fta | O-D/T | PF | A | TO | Blk | Stl | Pts |
|-----------------------|-------|-----|-------|-------|--------|-------|----|---|----|-----|-----|-----|
| Beth-Cookman (11/6) | N | 15 | 3-3 | 0-0 | 1-3 | 0-1/1 | 1 | 1 | 0 | 0 | 1 | 7 |
| UTSA (11/10) | N | 12 | 1-1 | 0-0 | 4-5 | 1-4/5 | 4 | 0 | 1 | 1 | 0 | 6 |
| Missouri (11/16) | N | 3 | 0-0 | 0-0 | 0-0 | 0-0/0 | 0 | 0 | 0 | 0 | 0 | 0 |
| USC Upstate (11/18) | N | 12 | 2-2 | 0-0 | 1-2 | 0-2/2 | 0 | 3 | 0 | 1 | 0 | 5 |
| UAPB (11/21) | N | 13 | 0-1 | 0-0 | 0-0 | 2-4/6 | 3 | 0 | 2 | 1 | 1 | 0 |
| San Francisco (11.26) | N | 4 | 0-1 | 0-0 | 0-0 | 0-0/0 | 0 | 0 | 0 | 0 | 0 | 0 |
| New Orleans (11.30) | N | 15 | 3-3 | 0-0 | 0-1 | 1-4/5 | 3 | 1 | 0 | 1 | 1 | 6 |
| at Ohio State (12.3) | N | 5 | 0-0 | 0-0 | 0-0 | 0-0/0 | 1 | 1 | 1 | 0 | 0 | 0 |
| Nebraska (12.6) | N | 10 | 0-1 | 0-0 | 2-2 | 0-0/0 | 0 | 1 | 2 | 1 | 0 | 2 |
| FGCU (12.9) | N | 23 | 3-6 | 0-3 | 0-0 | 0-7/7 | 1 | 3 | 1 | 1 | 1 | 6 |
| IUPUI (12.12) | N | 21 | 8-8 | 0-0 | 0-0 | 2-3/5 | 1 | 2 | 0 | 0 | 1 | 16 |
| Ball State (12.21) | N | 17 | 2-4 | 0-0 | 0-5 | 2-3/5 | 1 | 2 | 0 | 2 | 1 | 4 |
| Maine (12.29) | N | 11 | 0-1 | 0-0 | 0-0 | 0-2/2 | 2 | 1 | 2 | 0 | 1 | 0 |
| at Michigan (1.4) | N | 4 | 0-0 | 0-0 | 0-0 | 0-1/1 | 1 | 1 | 0 | 0 | 0 | 0 |
| Maryland (1.7) | N | 6 | 1-2 | 0-0 | 2-2 | 1-0/1 | 3 | 1 | 0 | 1 | 0 | 4 |
| at Indiana (1.12) | N | 8 | 0-1 | 0-0 | 0-0 | 0-1/1 | 1 | 0 | 0 | 0 | 1 | 0 |
| Iowa (1.15) | N | 9 | 0-1 | 0-0 | 2-4 | 1-1/2 | 1 | 1 | 0 | 0 | 0 | 2 |
| at Michigan St (1.18) | N | 15 | 1-1 | 0-0 | 0-1 | 1-3/4 | 2 | 1 | 1 | 0 | 0 | 2 |
| Wisconsin (1.23) | N | 12 | 2-2 | 0-0 | 0-2 | 0-3/3 | 2 | 0 | 0 | 3 | 0 | 4 |

CAREER STATISTICS

| Season | Gp | Gs | Min | Avg | 3-POINT | | | | | REBOUNDS | | | | | | | | | | |
|---------------|------------|-----------|-------------|-------------|----------------|-------------|--------------|-------------|----------------|-------------|--------------------|------------|--------------|------------|------------|------------|-----------|-------------|-------------|---------------------|
| | | | | | Fg-Fga | Pct. | Ft-Fta | Pct. | O-D/Tot | Avg | Pf/Dq | Asst | TO | Blk | ST | Pts | Avg | | | |
| 2018-19* | 33 | 1 | 598 | 18.1 | 132-230 | .574 | 1-9 | .111 | 80-136 | .588 | 58-118-176 | 5.3 | 89 | 21 | 40 | 47 | 12 | 345 | 10.5 | (at Northern State) |
| 2019-20* | 32 | 32 | 984 | 30.8 | 257-425 | .605 | 18-50 | .360 | 106-195 | .544 | 71-212-283 | 8.8 | 98 | 49 | 71 | 75 | 33 | 638 | 19.9 | (at Northern State) |
| 2020-21* | 21 | 21 | 671 | 32.0 | 190-295 | .644 | 5-20 | .250 | 84-167 | .503 | 55-152-207 | 9.9 | 71-5 | 49 | 62 | 74 | 37 | 469 | 22.3 | (at Northern State) |
| 2023-24 | 19 | 0 | 214 | 11.3 | 26-38 | .684 | 0-3 | .000 | 12-27 | .444 | 11-39/50 | 2.6 | 27-0 | 19 | 10 | 12 | 8 | 64 | 3.4 | (at Minnesota) |
| Career | 105 | 54 | 2468 | 23.5 | 605-988 | .612 | 24-82 | .293 | 282-525 | .537 | 195-521/716 | 6.8 | 285-9 | 138 | 183 | 208 | 90 | 1516 | 14.4 | |



24 CAM CHRISTIE

GUARD | FR | 6-6 | 190
 ARLINGTON HEIGHTS, ILL.
 ROLLING MEADOWS HS

2023-24 SEASON | FRESHMAN SEASON:

Missed the season-opener due to illness • made his collegiate debut vs. UTSA (11/10) and produced 18 points when he went 5-of-8 and 4-of-6 from three • had 14 points, four assists and three rebounds vs. UAPB (11/21) • scored 20 points and added four assists in the New Orleans win (11/30) • produced 11 points and three rebounds at Ohio State (12.3) • made his first collegiate start in the win vs. Nebraska and scored nine points, had three rebounds a block and an assist • added 11 points and six rebounds in the FGCU win (12/9) • scored 19 points and had six rebounds and three assists in the win over IUPUI (12/12) • had 11 points in the win over Ball State (12/21) • scored a team-best 12 points in Maryland win (1/7).

PREP

Played for Rolling Meadows High School under Kevin Katovich • ranked as a top-2 recruit out of Illinois and ranked 79th nationally by 247Sports.com • named a two-time First Team IBCA All-State and First Team Sun-Times All State selection • finished as the school's second-leading scoring and set a school record 101 three-pointers • averaged 25 points, five rebounds and four assists as a senior • All-Area Boys Basketball Captain • helped Rolling Meadows to a 91-22 record the past four years • As a junior in 2021-22, Christie surpassed 1,000 career points and averaged 22 points at Rolling Meadows • led Rolling Meadows to its first regional title in more than 21 years in 2022 • as a junior, shot 53 percent from the field, was 93 percent at free throw shooter and 42 percent beyond the arc • named conference player of the year and an Under Armour Top 30 list • as a freshman, was an all-area selection and averaged 11 points • played with the Illinois Wolves on the Under Armour club basketball circuit with Mike Mullins.

PERSONAL

Parents are Katrina and Max Christie Sr. • graduated from Rolling Meadows in 2023 • undeclared as a major • enjoys video games and music • dad, Max, played basketball at Wisconsin Superior • mother, Katrina, played basketball at Northwestern • brother, Max, played one year at Michigan State before being drafted 35th overall by the Los Angeles Lakers in 2022.

CAREER HIGHS


- Points 20 vs New Orleans 11/30/23
- Rebounds 6 vs FGCU 12/09/23
- Assists 4 vs UTSA 11/10/23, vs Ark.-Pine Bluff 11/21/23, vs New Orleans 11/30/23
- Steals 2 vs UTSA 11/10/23
- Blocks 1 4 times
- FG Made 6 vs New Orleans 11/30/23
- FG Attempts 14 vs FGCU 12/09/23
- 3FG Made 4 vs UTSA 11/10/23, vs Ark.-Pine Bluff 11/21/23, vs New Orleans 11/30/23
- 3FG Attempts 7 vs Nebraska 12/06/23
- FT Made 4 vs UTSA 11/10/23, vs New Orleans 11/30/23
- FT Attempts 5 vs UTSA 11/10/23

2023-24 GAME-BY-GAME (MN SEASON)

| Opponent (Date) | Start | Min | Fg-Fa | 3g-3a | Ft-Fta | O-D/T | PF | A | TO | Blk | Stl | Pts |
|-----------------------|-------|---------|-------|-------|--------|-------|----|---|----|-----|-----|-----|
| Beth-Cookman (11/6) | DNP | Illness | | | | | | | | | | |
| UTSA (11.10) | N | 26 | 5-8 | 4-6 | 4-5 | 0-3/3 | 1 | 4 | 0 | 0 | 2 | 18 |
| Missouri (11.16) | N | 18 | 0-4 | 0-2 | 2-4 | 0-3/3 | 2 | 2 | 2 | 1 | 0 | 2 |
| USC Upstate (11.18) | N | 20 | 2-8 | 1-3 | 0-0 | 0-2/2 | 2 | 2 | 1 | 0 | 0 | 5 |
| UAPB (11.21) | N | 25 | 4-6 | 4-6 | 2-2 | 0-3/3 | 0 | 4 | 0 | 0 | 1 | 14 |
| San Francisco (11.26) | N | 22 | 3-7 | 1-3 | 0-0 | 0-1/1 | 0 | 0 | 3 | 0 | 0 | 7 |
| New Orleans (11.30) | N | 24 | 6-10 | 4-6 | 4-4 | 0-0/0 | 1 | 4 | 1 | 1 | 0 | 20 |
| at Ohio State (12.3) | N | 27 | 5-8 | 1-3 | 0-0 | 0-3/3 | 4 | 0 | 1 | 0 | 0 | 11 |
| Nebraska (12.6) | Y | 25 | 3-8 | 2-7 | 1-2 | 0-3/3 | 1 | 1 | 1 | 1 | 0 | 9 |
| FGCU (12.9) | Y | 29 | 5-14 | 0-3 | 1-1 | 1-5/6 | 2 | 0 | 0 | 1 | 0 | 11 |
| IUPUI (12.12) | Y | 33 | 7-12 | 4-9 | 1-1 | 0-6/6 | 0 | 3 | 0 | 1 | 0 | 19 |
| Ball State (12.21) | Y | 38 | 4-11 | 2-6 | 1-2 | 1-6/7 | 3 | 6 | 1 | 0 | 0 | 11 |
| Maine (12.29) | Y | 35 | 3-9 | 2-6 | 0-0 | 0-6/6 | 1 | 3 | 2 | 1 | 2 | 8 |
| at Michigan (1.4) | Y | 26 | 1-5 | 0-3 | 0-0 | 0-2/2 | 1 | 1 | 2 | 1 | 0 | 2 |
| Maryland (1.7) | Y | 27 | 5-12 | 2-5 | 0-0 | 1-3/4 | 1 | 2 | 0 | 0 | 0 | 12 |
| at Indiana (1.12) | Y | 28 | 2-10 | 2-6 | 1-3 | 0-5/5 | 3 | 1 | 1 | 0 | 0 | 7 |
| Iowa (1.15) | Y | 24 | 5-9 | 2-6 | 0-0 | 0-2/2 | 1 | 1 | 1 | 0 | 1 | 12 |
| at Michigan St (1.18) | Y | 16 | 3-5 | 2-4 | 0-0 | 0-1/1 | 5 | 2 | 0 | 0 | 1 | 8 |
| Wisconsin (1.23) | Y | 21 | 2-6 | 2-3 | 0-0 | 0-2/2 | 2 | 1 | 1 | 1 | 0 | 6 |

CAREER STATISTICS

| Season | Gp | Gs | 3-POINT | | | | REBOUNDS | | | | PF/D | Asst | TO | Blk | ST | Pts | Avg | | |
|---------------|-----------|-----------|------------|-------------|---------------|-------------|--------------|-------------|--------------|-------------|----------------|------------|-------------|-----------|-----------|----------|----------|------------|-------------|
| | | | Min | Avg | Fg-Fga | Pct | Ft-Fta | Pct. | O-D/Tot | Avg | | | | | | | | | |
| 2023-24 | 18 | 11 | 464 | 25.8 | 65-152 | .428 | 35-87 | .402 | 17-24 | .708 | 3-56/59 | 3.3 | 30-1 | 37 | 17 | 8 | 7 | 182 | 10.1 |
| CAREER | 18 | 11 | 464 | 25.8 | 65-152 | .428 | 35-87 | .402 | 17-24 | .708 | 3-56/59 | 3.3 | 30-1 | 37 | 17 | 8 | 7 | 182 | 10.1 |



33 JACK WILSON

CENTER | SR | 6-11 | 285

MONTARA, CALIF.

WASHINGTON STATE | IDAHO | OREGON STATE

JUNIPERO SERRA HS

2023-24 | SENIOR SEASON

Made his Gopher debut in the win over Bethune-Cookman (11.6) when he played four minutes • scored his first points of his Minnesota career in the win over UTSA (11/10) • played eight minutes and scored five points and three rebounds in the New Orleans win (11/30).

PRIOR TO MINNESOTA

Played football prior to his time with the men's basketball team • appeared in 25 career football games at Washington State • played basketball following his WSU football career in 2022-23 prior to the bowl game • played with WSU football from 2020-22 • played basketball at Idaho in 2019-20 and appeared in 18 games • averaged 4.2 points and 3.2 rebounds per games at Idaho • scored a career-best 12 points against Weber State • scored in double-figures in four games • played in seven basketball games at Oregon State before transferring to Idaho.

PREP

Attended Junipero Serra High School and graduated in 2018 • four-star recruit (ESPN.com) • averaged 16.2 points, 10.4 rebounds and 1.5 blocks per game as a junior • NorCal Clash All-Star Game as a junior • WCAL All-League Team as a sophomore and a junior • four-time All-Conference • state champions as a sophomore • played AAU with Team Arsenal.

PERSONAL

Parents, Shannon Wilson and Greg Wilson • one sister, Elise, who was a rower with UCLA • honor roll student in high school • graduated Washington State with a social science degree • obtaining a health and exercise science master's degree at Minnesota.

CAREER HIGHS

| | |
|--|---|
| Points 12 at Weber St. 12/30/19 | Blocks 2 at Weber St. 12/30/19 |
| Rebounds 8 vs Southern Utah 01/27/20, at Weber St. 12/30/19 | FG Made 6 at Weber St. 12/30/19 |
| Assists 2 vs Sacramento St. 02/22/20 | FG Attempts 11 vs Southern Utah 01/27/20 |
| Steals 1 vs Bethune-Cookman 11/06/23 | FT Made 4 vs Eastern Wash. 01/16/20 |
| | FT Attempts 6 vs Eastern Wash. 01/16/20 |

2023-24 GAME-BY-GAME (MN SEASON)

| Opponent (Date) | Start | Min | Fg-Fa | 3g-3a | Ft-Fta | O-D/T | PF | A | TO | Blk | Stl | Pts |
|-----------------------|------------|-----|-------|-------|--------|-------|----|---|----|-----|-----|-----|
| Beth-Cookman (11/6) | N | 15 | 3-3 | 0-0 | 1-3 | 0-1/1 | 1 | 1 | 0 | 0 | 1 | 0 |
| UTSA (11/10) | N | 9 | 1-2 | 0-0 | 0-0 | 0-0/0 | 2 | 3 | 0 | 0 | 0 | 2 |
| Missouri (11/16) | DNP | | | | | | | | | | | |
| USC Upstate (11/18) | DNP | | | | | | | | | | | |
| UAPB (11/21) | DNP | | | | | | | | | | | |
| San Francisco (11/26) | DNP | | | | | | | | | | | |
| New Orleans (11/30) | N | 8 | 2-2 | 0-0 | 1-4 | 3-2/5 | 4 | 0 | 3 | 0 | 0 | 5 |
| Ohio State (12.3) | DNP | | | | | | | | | | | |
| Nebraska (12.6) | DNP | | | | | | | | | | | |
| FGCU (12.9) | DNP-Injury | | | | | | | | | | | |
| IUPUI (12.12) | DNP-injury | | | | | | | | | | | |
| Ball State (12.21) | DNP | | | | | | | | | | | |
| Maine (12.29) | DNP | | | | | | | | | | | |
| Michigan (1.4) | DNP | | | | | | | | | | | |
| Maryland (1.7) | DNP | | | | | | | | | | | |
| at Indiana (1.12) | DNP | | | | | | | | | | | |
| Iowa (1.15) | DNP | | | | | | | | | | | |
| at Michigan St (1.18) | N | 2 | 1-1 | 0-0 | 0-0 | 0-0/0 | 2 | 0 | 1 | 0 | 0 | 2 |
| Wisconsin (1.23) | DNP | | | | | | | | | | | |

CAREER STATISTICS

| Season | Gp | Gs | Min | Avg | 3-POINT | | | | REBOUNDS | | | | | | | | | | Pts | Avg |
|---------------|-----------|----------|------------|------------|--------------|-------------|------------|-------------|--------------|-------------|-----------------|------------|-------------|-----------|-----------|----------|----------|-----------|------------|-----------------|
| | | | | | Fg-Fga | Pct. | Ft-Fta | Pct. | O-D/Tot | Avg | Pf/Dq | Asst | TO | Blk | ST | | | | | |
| 2018-19 | 7 | 0 | 19 | 2.7 | 0-3 | .000 | 0-0 | .000 | 0-0 | .000 | 1-0/1 | 0.1 | 4-0 | 0 | 1 | 0 | 0 | 0 | 0.0 | (Oregon St) |
| 2019-20 | 18 | 0 | 280 | 15.5 | 30-80 | .375 | 0-0 | .000 | 15-23 | .652 | 11-46/57 | 3.2 | 50-1 | 8 | 22 | 4 | 0 | 75 | 4.2 | (Idaho) |
| 2020-21 | 4 | 0 | 34 | 8.6 | 2-6 | .333 | 0-0 | .000 | 1-4 | .250 | 0-6/6 | 1.5 | 8-0 | 2 | 2 | 1 | 0 | 5 | 1.3 | (Idaho) |
| 2022-23 | 14 | 0 | 41 | 2.9 | 2-4 | .500 | 0-0 | .000 | 0-1 | .000 | 3-2/5 | 0.4 | 13-0 | 1 | 4 | 0 | 0 | 4 | 0.3 | (Washington St) |
| 2023-24 | 4 | 0 | 24 | 5.9 | 4-5 | .800 | 0-0 | .000 | 1-4 | .250 | 3-2/5 | 1.3 | 8-0 | 3 | 4 | 0 | 1 | 9 | 2.3 | (Minnesota) |
| CAREER | 47 | 0 | 397 | 8.5 | 38-98 | .388 | 0-0 | .000 | 17-32 | .531 | 18-56/74 | 1.6 | 83-1 | 14 | 33 | 5 | 1 | 93 | 2.0 | |

GAME 1

Official Basketball Box Score - Final
Bethune-Cookman at Minnesota
 11/06/23 Williams Arena, Minneapolis
 2023-24 Men's Basketball

Game Time: 7:00 PM
 Game Duration: 1:59
 Attendance: 7,152



Bethune-Cookman - 60
 Record: 0-1

| NO. Name | Min | FG | | 3P | | FT | | Rebounds | | Fouls | | TP | AS | TO | ST | Blocks | | +/- |
|------------------------|---------|-------|------|-------|-------|-----|-----|----------|----|-------|----|----|----|----|----|--------|-----|-----|
| | | M/A | A/A | M/A | A/A | OR | DR | OR | DR | FF | FD | | | | | BS | BA | |
| 15 Reggie Ward Jr. | F 16:25 | 1-4 | 1-2 | 0-0 | 0-0 | 0-0 | 5-0 | 3 | 0 | 2 | 1 | 0 | 0 | 0 | 0 | 0 | 0 | -5 |
| 32 Elijah Hulsewe | C 21:46 | 3-8 | 0-0 | 0-0 | 3-1 | 4-4 | 1-1 | 6 | 1 | 0 | 0 | 0 | 0 | 0 | 0 | 0 | -21 | |
| 0 Jakobi Heady | G 32:38 | 8-20 | 1-5 | 0-0 | 4-5 | 9-0 | 0-0 | 17 | 3 | 2 | 0 | 2 | 1 | 0 | 0 | 0 | -8 | |
| 1 Zion Harmon | G 27:48 | 4-11 | 1-6 | 2-2 | 0-0 | 0-0 | 2-5 | 11 | 0 | 3 | 2 | 0 | 0 | 0 | 0 | 0 | -9 | |
| 11 Dhashon Dyson | G 27:57 | 1-11 | 0-1 | 1-3 | 1-4 | 5-4 | 2-3 | 0 | 1 | 3 | 0 | 2 | 0 | 0 | 0 | 0 | -14 | |
| 5 Damani McEnnis | G 32:22 | 3-7 | 1-2 | 4-4 | 3-2 | 5-4 | 4-4 | 11 | 3 | 3 | 8 | 1 | 0 | 0 | 0 | 0 | -12 | |
| 33 James Henderson Jr. | 16:26 | 3-3 | 0-0 | 2-2 | 3-3 | 6-5 | 2-8 | 0 | 0 | 1 | 0 | 0 | 0 | 0 | 0 | 0 | 0 | |
| 3 Seneca Wilkoughby | 12:12 | 0-2 | 0-2 | 0-0 | 0-0 | 0-0 | 1-0 | 0 | 0 | 2 | 0 | 0 | 0 | 0 | 0 | 0 | -11 | |
| 12 Dondre Watson | 07:22 | 0-2 | 0-0 | 1-1 | 2-0 | 2-2 | 1-1 | 0 | 0 | 0 | 0 | 0 | 0 | 0 | 0 | 0 | -10 | |
| 21 Mason Dorsey | 03:10 | 0-2 | 0-0 | 0-0 | 0-2 | 0-2 | 2-1 | 1 | 0 | 2 | 0 | 0 | 0 | 0 | 0 | 0 | -9 | |
| 30 Simeon Wornack | 01:09 | 0-0 | 0-0 | 0-0 | 0-0 | 0-0 | 0-0 | 0 | 0 | 0 | 0 | 0 | 0 | 0 | 0 | 0 | -1 | |
| 2 Jayson Matthews | 00:45 | 0-0 | 0-0 | 0-0 | 0-0 | 0-0 | 0-0 | 0 | 0 | 0 | 0 | 0 | 0 | 0 | 0 | 0 | -2 | |
| Team | | | | | | | | | | | | | | | | | | |
| Totals | | 23-70 | 4-18 | 10-14 | 22-27 | 39 | 29 | 16 | 60 | 9 | 14 | 13 | 3 | 4 | 0 | 0 | -20 | |

Technical Fouls: NONE

Minnesota - 80
 Record: 1-0

| NO. Name | Min | FG | | 3P | | FT | | Rebounds | | Fouls | | TP | AS | TO | ST | Blocks | | +/- |
|----------------------|---------|-------|------|-------|------|-----|-----|----------|----|-------|----|----|----|----|----|--------|----|-----|
| | | M/A | A/A | M/A | A/A | OR | DR | OR | DR | FF | FD | | | | | BS | BA | |
| 1 Joshua Ola-Joseph | F 19:09 | 2-4 | 0-1 | 4-4 | 0-2 | 2-2 | 1-2 | 8 | 1 | 2 | 1 | 0 | 1 | 1 | 1 | 0 | 11 | |
| 3 Dawson Garcia | F 34:56 | 4-10 | 1-3 | 14-16 | 4-10 | 14 | 0 | 11 | 23 | 6 | 4 | 0 | 1 | 1 | 0 | 1 | 23 | |
| 21 Pharell Payne | F 16:00 | 2-3 | 0-0 | 1-4 | 1-1 | 2-1 | 1-4 | 5 | 1 | 3 | 0 | 1 | 0 | 0 | 0 | 0 | -3 | |
| 0 Elijah Hawkins | G 24:36 | 3-7 | 1-2 | 3-3 | 0-2 | 2-3 | 3-5 | 10 | 1 | 1 | 2 | 0 | 0 | 0 | 0 | 0 | -3 | |
| 4 Braeden Carrington | G 28:06 | 5-7 | 0-2 | 3-3 | 1-2 | 3-4 | 3-3 | 13 | 1 | 1 | 1 | 1 | 0 | 0 | 0 | 0 | -9 | |
| 2 Mike Mitchell Jr. | 30:46 | 2-5 | 2-5 | 0-0 | 1-4 | 5-5 | 2-1 | 6 | 4 | 3 | 0 | 0 | 0 | 0 | 0 | 0 | 27 | |
| 33 Jack Wilson | 04:10 | 0-0 | 0-0 | 0-0 | 0-0 | 0-0 | 0-0 | 0 | 0 | 0 | 0 | 0 | 0 | 0 | 0 | 0 | 8 | |
| 23 Parker Fox | 14:31 | 3-3 | 0-0 | 1-3 | 0-1 | 1-1 | 1-2 | 7 | 1 | 0 | 1 | 0 | 0 | 0 | 0 | 0 | -5 | |
| 5 Isiah Innen | 22:51 | 3-5 | 1-2 | 1-2 | 0-0 | 4-4 | 3-1 | 8 | 2 | 3 | 3 | 1 | 1 | 1 | 1 | 1 | 17 | |
| 15 Kadyn Betts | 04:55 | 0-2 | 0-2 | 0-0 | 0-0 | 0-0 | 1-0 | 0 | 0 | 0 | 0 | 0 | 0 | 0 | 0 | 0 | -3 | |
| Team | | | | | | | | | | | | | | | | | | |
| Totals | | 24-46 | 5-17 | 27-35 | 9-28 | 37 | 16 | 29 | 80 | 17 | 17 | 9 | 4 | 3 | 0 | 0 | 20 | |

Technical Fouls: NONE

| BCU | UMN | Points from Turnovers | BCU | UMN | Period by Period Scoring | | |
|------------------|----------------------------|----------------------------|-----|-----|--------------------------|-----|-----|
| | | | | | 1st | 2nd | TOT |
| Biggest lead | 3 (1 st 18:47) | 27 (2 nd 19:02) | 17 | 18 | | | |
| Best Scoring Run | 11 (2 nd 15:49) | 10 (1 st 13:10) | 32 | 38 | | | |
| Lead Changes | 2 | | 13 | 10 | | | |
| Times Tied | 1 | | 13 | 15 | | | |
| Time with Lead | 01:23 | 37:59 | 20 | 21 | | | |

GAME 2

Official Basketball Box Score - End of 2nd Period
UTSA at Minnesota
 11/06/23 Williams Arena, Minneapolis
 2023-24 Men's Basketball

Game Time: 6:30 PM
 Game Duration: 2:12
 Attendance: 5,673



UTSA - 76

| NO. Name | Min | FG | | 3P | | FT | | Rebounds | | Fouls | | TP | AS | TO | ST | Blocks | | +/- |
|-------------------------|---------|-------|------|------|-------|-----|-----|----------|----|-------|----|----|----|----|----|--------|-----|-----|
| | | M/A | A/A | M/A | A/A | OR | DR | OR | DR | FF | FD | | | | | BS | BA | |
| 3 Trey Edmonds | F 19:02 | 5-11 | 0-0 | 2-5 | 2-0 | 2-2 | 5-3 | 12 | 0 | 1 | 1 | 1 | 1 | 1 | 1 | 1 | -13 | |
| 2 Carlton Linguard, Jr. | C 30:13 | 0-4 | 0-2 | 2-2 | 2-4 | 6-2 | 1-1 | 2 | 0 | 1 | 1 | 0 | 0 | 0 | 0 | 0 | -18 | |
| 4 Dre Fuller Jr. | G 25:01 | 6-11 | 2-4 | 2-2 | 2-7 | 9-2 | 1-1 | 16 | 2 | 2 | 1 | 0 | 0 | 0 | 0 | 0 | -8 | |
| 5 Adante Holman | G 26:10 | 5-10 | 4-6 | 0-1 | 0-0 | 0-0 | 1-1 | 14 | 3 | 2 | 0 | 0 | 0 | 0 | 0 | 0 | -23 | |
| 22 Christian Tucker | G 27:10 | 1-7 | 0-2 | 0-0 | 0-0 | 0-0 | 3-4 | 2 | 5 | 0 | 3 | 0 | 0 | 0 | 0 | 0 | -21 | |
| 11 Isiah Wyatt | 14:54 | 1-3 | 1-2 | 0-1 | 0-2 | 0-2 | 0-2 | 3 | 1 | 0 | 1 | 0 | 0 | 0 | 0 | 0 | -15 | |
| 14 Messali Diouf | 10:14 | 3-5 | 0-0 | 0-1 | 0-1 | 0-1 | 1-1 | 3 | 6 | 0 | 0 | 0 | 0 | 0 | 0 | 0 | -1 | |
| 10 Chandler Cunningham | 11:25 | 0-3 | 0-0 | 0-0 | 0-3 | 3-3 | 0-0 | 0 | 0 | 1 | 0 | 0 | 0 | 0 | 0 | 0 | -10 | |
| 21 PJ Carter | 26:52 | 6-12 | 0-4 | 3-4 | 0-1 | 1-2 | 4-4 | 15 | 2 | 2 | 0 | 0 | 0 | 0 | 0 | 0 | -18 | |
| 0 Nazar Mahmoud | 08:59 | 2-5 | 2-2 | 0-0 | 1-1 | 2-1 | 1-6 | 1 | 1 | 1 | 0 | 0 | 0 | 0 | 0 | 0 | -3 | |
| Team | | | | | | | | | | | | | | | | | | |
| Totals | | 29-71 | 9-22 | 9-16 | 12-20 | 32 | 22 | 19 | 76 | 14 | 10 | 7 | 1 | 6 | 0 | 0 | -25 | |

Technical Fouls: NONE

Minnesota - 102

| NO. Name | Min | FG | | 3P | | FT | | Rebounds | | Fouls | | TP | AS | TO | ST | Blocks | | +/- |
|----------------------|---------|-------|-------|-------|------|------|------|----------|-----|-------|----|----|----|----|----|--------|----|-----|
| | | M/A | A/A | M/A | A/A | OR | DR | OR | DR | FF | FD | | | | | BS | BA | |
| 1 Joshua Ola-Joseph | F 23:22 | 3-4 | 1-2 | 5-7 | 0-3 | 3-2 | 5-5 | 12 | 0 | 1 | 1 | 0 | 0 | 0 | 0 | 0 | 8 | |
| 3 Dawson Garcia | F 33:56 | 7-14 | 1-4 | 7-7 | 1-5 | 6-1 | 1-7 | 22 | 3 | 0 | 1 | 2 | 0 | 0 | 0 | 0 | 32 | |
| 5 Isiah Innen | F 18:56 | 7-7 | 5-5 | 1-2 | 2-4 | 6-3 | 1-20 | 0 | 1 | 0 | 0 | 0 | 0 | 0 | 0 | 0 | 8 | |
| 0 Elijah Hawkins | G 28:56 | 4-6 | 0-3 | 6-6 | 1-9 | 10-3 | 8-8 | 8 | 6 | 2 | 1 | 0 | 0 | 0 | 0 | 0 | 14 | |
| 4 Braeden Carrington | G 21:30 | 1-4 | 0-3 | 1-2 | 0-2 | 2-0 | 1-3 | 1 | 1 | 1 | 0 | 1 | 0 | 0 | 0 | 0 | 32 | |
| 2 Mike Mitchell Jr. | 21:14 | 4-8 | 3-6 | 0-0 | 1-1 | 2-3 | 0-11 | 2 | 1 | 1 | 1 | 0 | 0 | 0 | 0 | 0 | 15 | |
| 23 Parker Fox | 11:41 | 1-1 | 0-0 | 4-5 | 1-4 | 5-4 | 3-6 | 0 | 1 | 0 | 1 | 0 | 0 | 0 | 0 | 0 | 13 | |
| 24 Cam Christie | 26:15 | 5-8 | 4-6 | 4-5 | 0-3 | 3-1 | 2-18 | 4 | 0 | 2 | 0 | 0 | 0 | 0 | 0 | 0 | 16 | |
| 33 Jack Wilson | 09:25 | 1-2 | 0-0 | 0-0 | 0-0 | 0-0 | 2-2 | 3 | 0 | 0 | 0 | 0 | 0 | 0 | 0 | 0 | -3 | |
| 15 Kadyn Betts | 03:34 | 0-1 | 0-0 | 0-0 | 0-0 | 0-0 | 0-0 | 0 | 0 | 0 | 0 | 0 | 0 | 0 | 0 | 0 | -3 | |
| 8 Kris Keiyns | 01:11 | 0-0 | 0-0 | 0-0 | 0-1 | 1-0 | 0-0 | 0 | 0 | 0 | 0 | 0 | 0 | 0 | 0 | 0 | -2 | |
| Team | | | | | | | | | | | | | | | | | | |
| Totals | | 30-55 | 14-29 | 28-34 | 7-36 | 43 | 19 | 22 | 102 | 21 | 11 | 7 | 6 | 1 | 6 | 0 | 26 | |

Technical Fouls: NONE

| Biggest lead | UTSA | UMN | Points from Turnovers | UTSA | UMN | Period by Period Scoring | | |
|------------------|--------------------------|----------------------------|-----------------------|------|-----|--------------------------|-----|-----|
| | | | | | | 1st | 2nd | TOT |
| Best Scoring Run | 7 (2 nd 6:16) | 12 (2 nd 13:42) | 34 | 36 | 30 | 46 | 76 | |
| Lead Changes | 0 | | 11 | 9 | | | | |
| Times Tied | 0 | | 16 | 24 | | | | |
| Time with Lead | 00:00 | 38:49 | 30 | 37 | | | | |

GAME 3

Official Basketball Box Score - Final
Missouri at Minnesota
 11/06/23 Williams Arena, Minneapolis
 2023-24 Men's Basketball

Game Time: 8:00 PM
 Game Duration: 2:00
 Attendance: 7,695



Missouri - 79
 Record: 3-1

| NO. Name | Min | FG | | 3P | | FT | | Rebounds | | Fouls | | TP | AS | TO | ST | Blocks | | +/- |
|---------------------------|---------|-------|------|-----|------|-----|-------|----------|----|-------|----|----|----|----|----|--------|-----|-----|
| | | M/A | A/A | M/A | A/A | OR | DR | OR | DR | FF | FD | | | | | BS | BA | |
| 35 Noah Carter | F 30:56 | 5-10 | 2-5 | 1-1 | 1-5 | 6-2 | 1-13 | 2 | 1 | 2 | 2 | 1 | 0 | 0 | 0 | 0 | 0 | |
| 5 John Tonje | G 10:40 | 2-2 | 0-0 | 0-0 | 0-0 | 0-0 | 1-0 | 4 | 0 | 1 | 0 | 0 | 0 | 0 | 0 | 0 | -16 | |
| 10 Nick Honor | G 29:59 | 6-12 | 4-6 | 0-0 | 1-1 | 1-1 | 10-16 | 1 | 3 | 0 | 0 | 0 | 0 | 0 | 0 | 0 | -5 | |
| 31 Caleb Grill | G 16:38 | 1-6 | 0-4 | 0-0 | 2-2 | 4-4 | 2-2 | 4 | 0 | 0 | 1 | 0 | 1 | 0 | 0 | 0 | 0 | |
| 55 Sean East II | G 33:03 | 4-12 | 0-0 | 1-1 | 1-2 | 1-2 | 9-3 | 1 | 3 | 1 | 0 | 3 | 4 | 0 | 0 | 0 | 0 | |
| 2 Tamar Bates | 14:55 | 3-5 | 0-0 | 4-5 | 0-0 | 0-0 | 2-2 | 8 | 1 | 0 | 0 | 0 | 0 | 0 | 0 | 0 | -2 | |
| 23 Aidan Shaw | 17:46 | 0-0 | 0-0 | 0-0 | 0-3 | 3-2 | 0-0 | 0 | 0 | 1 | 1 | 4 | 0 | 0 | 0 | 0 | -10 | |
| 75 Connor Vanover | 07:28 | 0-1 | 0-0 | 0-0 | 0-2 | 0-0 | 0-0 | 0 | 0 | 0 | 0 | 0 | 0 | 0 | 0 | 0 | 0 | |
| 14 Anthony Robinson II | 11:16 | 2-3 | 1-2 | 0-0 | 0-0 | 0-0 | 2-5 | 2 | 0 | 2 | 0 | 1 | 0 | 0 | 0 | 0 | 4 | |
| 13 Jesus Carralero Martin | 02:48 | 0-2 | 0-1 | 0-0 | 0-0 | 0-0 | 0-0 | 0 | 0 | 0 | 0 | 0 | 0 | 0 | 0 | 0 | -6 | |
| 0 Jordan Butler | 08:41 | 2-3 | 0-1 | 0-0 | 1-2 | 3-1 | 1-4 | 0 | 0 | 1 | 1 | 0 | 0 | 0 | 0 | 0 | -11 | |
| 11 Trent Pierce | 08:32 | 2-4 | 1-2 | 0-1 | 1-2 | 0-3 | 5-1 | 0 | 0 | 0 | 0 | 0 | 0 | 0 | 0 | 0 | 15 | |
| 4 Curt Lewis | 07:18 | 2-3 | 0-1 | 0-0 | 1-1 | 0-0 | 0-0 | 4 | 0 | 0 | 1 | 0 | 0 | 0 | 0 | 0 | 16 | |
| Team | | | | | | | | | | | | | | | | | | |
| Totals | | 28-63 | 8-23 | 6-8 | 9-19 | 28 | 15 | 13 | 70 | 14 | 8 | 10 | 7 | 7 | 2 | 0 | 0 | |

Technical Fouls: Bench 2 (9:03 Grill 2 (12:58 Grill 2 (12:58

Minnesota - 68
 Record: 2-1

| NO. Name | Min | FG | | 3P | | FT | | Rebounds | | Fouls | | TP | AS | TO | ST | Blocks | | +/- |
|----------|-----|----|--|----|--|----|--|----------|--|-------|--|----|----|----|----|--------|--|-----|
|----------|-----|----|--|----|--|----|--|----------|--|-------|--|----|----|----|----|--------|--|-----|

GAME 5



Official Basketball Box Score - Final
Ark-Pine Bluff at Minnesota
11/21/23 Veterans Arena, Minneapolis
2023-24 Men's Basketball

Game Time: 8:00 PM
Game Duration: 2:01
Attendance: 6,591

Officials: Rob Karamian, King Whitlock, Bill Jackson

Ark-Pine Bluff - 67

| NO. Name | Min | FG | | 3P | | FT | | Rebounds | | Fouls | | TP | AS | TO | ST | Blocks | | +/- |
|-------------------|-------|------|-------|-----|-----|-----|-----|----------|----|-------|----|----|----|----|-----|--------|-----|-----|
| | | M/A | A/A | M/A | A/A | M/A | A/A | OR | DR | OR | DR | | | | | PF | FF | |
| 22 Robert Lewis | 25:29 | 2-7 | 0-1 | 4-6 | 4 | 4 | 8 | 0 | 3 | 0 | 3 | 0 | 1 | 1 | 2 | 2 | 0 | -9 |
| 1 Kylen Milton | 37:10 | 2-7 | 0-2 | 4-5 | 1 | 3 | 4 | 4 | 8 | 3 | 3 | 0 | 0 | 0 | 0 | 0 | 0 | -20 |
| 5 Rashad Williams | 34:24 | 8-20 | 6-11 | 4-5 | 0 | 5 | 5 | 4 | 6 | 26 | 5 | 6 | 3 | 0 | 0 | 0 | -12 | |
| 23 Lonnell Martin | 27:42 | 5-15 | 1-7 | 3-3 | 0 | 4 | 4 | 4 | 3 | 14 | 1 | 1 | 2 | 0 | 0 | 0 | -4 | |
| 30 Joe French | 27:00 | 2-5 | 1-2 | 0-0 | 0 | 2 | 2 | 2 | 0 | 5 | 0 | 2 | 1 | 0 | 0 | 0 | -26 | |
| 11 Jyre McCloud | 21:15 | 0-2 | 0-0 | 0-0 | 1 | 2 | 3 | 0 | 1 | 0 | 1 | 1 | 2 | 0 | 0 | 0 | -13 | |
| 45 Ismael Plet | 11:20 | 2-2 | 0-0 | 2-2 | 1 | 0 | 1 | 3 | 1 | 6 | 0 | 0 | 1 | 1 | 0 | 0 | -11 | |
| 14 Kaike McColely | 07:09 | 0-0 | 0-0 | 0-0 | 0 | 0 | 0 | 1 | 0 | 0 | 0 | 0 | 0 | 0 | 0 | 0 | -5 | |
| 0 Trejon Ware | 03:24 | 0-0 | 0-0 | 0-0 | 0 | 0 | 0 | 1 | 0 | 0 | 0 | 0 | 0 | 0 | 0 | 0 | 2 | |
| 2 Zach Reinhart | 05:07 | 0-0 | 0-0 | 0-0 | 0 | 1 | 1 | 0 | 0 | 0 | 0 | 0 | 0 | 0 | 0 | 0 | 3 | |
| Team | | | | | 1 | 2 | 3 | 0 | 0 | 0 | 0 | 0 | 0 | 0 | 0 | 0 | 0 | |
| Totals | 21:58 | 8-23 | 17-21 | 8 | 23 | 31 | 20 | 18 | 67 | 11 | 14 | 11 | 3 | 5 | -19 | | | |

Technical Fouls: NONE

Minnesota - 86

| NO. Name | Min | FG | | 3P | | FT | | Rebounds | | Fouls | | TP | AS | TO | ST | Blocks | | +/- |
|----------------------|-------|-------|-------|-----|-----|-----|-----|----------|----|-------|----|----|----|----|----|--------|----|-----|
| | | M/A | A/A | M/A | A/A | M/A | A/A | OR | DR | OR | DR | | | | | PF | FF | |
| 1 Joshua Ota-Joseph | 21:49 | 5-8 | 2-3 | 0-0 | 0 | 3 | 3 | 2 | 12 | 1 | 0 | 2 | 0 | 2 | 0 | 0 | 1 | 11 |
| 3 Dawson Garcia | 30:26 | 8-13 | 0-2 | 3-4 | 1 | 8 | 9 | 1 | 6 | 19 | 2 | 3 | 1 | 1 | 2 | 15 | | |
| 5 Isaiah Innen | 27:31 | 3-11 | 0-4 | 1-1 | 3 | 3 | 6 | 0 | 1 | 6 | 4 | 1 | 1 | 1 | 0 | 11 | | |
| 0 Elijah Hawkins | 16:08 | 2-4 | 1-3 | 5-6 | 3 | 0 | 3 | 4 | 3 | 10 | 4 | 2 | 1 | 0 | 0 | 9 | | |
| 4 Braeden Carrington | 27:56 | 3-9 | 2-6 | 0-0 | 0 | 4 | 4 | 2 | 2 | 8 | 4 | 1 | 1 | 0 | 1 | 21 | | |
| 2 Mike Mitchell Jr. | 21:37 | 2-8 | 2-7 | 2-2 | 0 | 1 | 1 | 1 | 1 | 8 | 4 | 4 | 2 | 0 | 0 | 3 | | |
| 21 Pharell Payne | 09:44 | 3-5 | 0-0 | 2-2 | 3 | 3 | 2 | 6 | 1 | 0 | 0 | 1 | 0 | 1 | 0 | 10 | | |
| 24 Cam Christie | 24:35 | 4-6 | 4-6 | 2-2 | 0 | 3 | 3 | 0 | 2 | 14 | 4 | 0 | 1 | 0 | 0 | 18 | | |
| 23 Parker Fox | 13:23 | 0-1 | 0-0 | 0-0 | 2 | 4 | 6 | 3 | 0 | 0 | 2 | 1 | 1 | 0 | 0 | 2 | | |
| 15 Kadyn Betts | 06:51 | 1-4 | 0-3 | 1-1 | 1 | 0 | 1 | 1 | 3 | 0 | 1 | 0 | 0 | 0 | 0 | -5 | | |
| Team | | | | | 7 | 2 | 9 | 0 | 0 | 0 | 0 | 0 | 0 | 0 | 0 | 0 | 0 | |
| Totals | 31:69 | 11-36 | 13-18 | 19 | 31 | 50 | 18 | 20 | 86 | 24 | 15 | 9 | 5 | 3 | 19 | | | |

Technical Fouls: NONE

| | UAPB | | UMN | | Points from | | | Period by Period Scoring | | | |
|------------------|---------------------------|----------------------------|-----|-----|-------------|-----|-----|--------------------------|------|-----|-----|
| | 1st | 2nd | 1st | 2nd | Turnovers | 1st | 2nd | TOT | UAPB | UMN | TOT |
| Biggest lead | 2 (1 st 17:54) | 21 (1 st 22:18) | | | 15 | 15 | | | 36 | 31 | 67 |
| Best Scoring Run | 9 (2 nd 16:44) | 10 (1 st 11:28) | | | 26 | 40 | | | 51 | 35 | 86 |
| Lead Changes | 4 | | | | 8 | 18 | | | | | |
| Times Tied | 4 | | | | 8 | 18 | | | | | |
| Time with Lead | 01:53 | 34:55 | | | 6 | 31 | | | | | |

Shooting By Period

1st FG% 9-28 32.1%

3PT% 5-13 38.5%

FT% 13-17 76.5%

2nd FG% 12-30 40.0%

3PT% 3-10 30.0%

FT% 4-4 100%

GMFG% 21-58 36.2%

3PT% 8-23 34.8%

FT% 17-21 81.0%

Dead Ball Rebounds: 2, 0

GAME 6



Official Basketball Box Score - Final
Minnesota at San Francisco

Game Time: 5:30 PM
Game Duration: 1:58
Attendance: 3,882

Officials: Jeffrey Anderson, Brooks Wells, DJ Carstensen

Minnesota - 58

| NO. Name | Min | FG | | 3P | | FT | | Rebounds | | Fouls | | TP | AS | TO | ST | Blocks | | +/- |
|----------------------|-------|------|-------|-----|-----|-----|-----|----------|----|-------|----|----|----|----|-----|--------|----|-----|
| | | M/A | A/A | M/A | A/A | M/A | A/A | OR | DR | OR | DR | | | | | PF | FF | |
| 1 Joshua Ota-Joseph | 09:52 | 1-1 | 0-0 | 2-2 | 1 | 1 | 2 | 1 | 4 | 0 | 1 | 0 | 0 | 0 | 0 | 0 | 0 | -4 |
| 3 Dawson Garcia | 37:04 | 4-15 | 2-5 | 3-5 | 3 | 3 | 6 | 2 | 5 | 19 | 1 | 2 | 1 | 0 | 2 | 13 | | |
| 5 Isaiah Innen | 16:21 | 0-2 | 0-1 | 0-0 | 0 | 0 | 0 | 2 | 0 | 0 | 0 | 0 | 0 | 0 | 0 | 0 | 0 | -13 |
| 0 Elijah Hawkins | 23:56 | 2-5 | 0-2 | 0-0 | 2 | 1 | 3 | 2 | 0 | 4 | 5 | 1 | 0 | 0 | 0 | -10 | | |
| 4 Braeden Carrington | 27:42 | 0-1 | 0-1 | 0-0 | 1 | 4 | 5 | 0 | 2 | 0 | 1 | 2 | 0 | 0 | 0 | -10 | | |
| 2 Mike Mitchell Jr. | 32:19 | 3-7 | 1-3 | 2-2 | 0 | 6 | 6 | 2 | 1 | 9 | 4 | 4 | 0 | 0 | 0 | -13 | | |
| 21 Pharell Payne | 25:57 | 6-11 | 0-0 | 3-6 | 2 | 4 | 6 | 1 | 5 | 15 | 0 | 0 | 0 | 1 | 1 | -6 | | |
| 24 Cam Christie | 22:22 | 3-7 | 1-3 | 0-0 | 0 | 1 | 1 | 0 | 0 | 7 | 0 | 3 | 0 | 0 | 0 | -16 | | |
| 23 Parker Fox | 04:27 | 0-1 | 0-0 | 0-0 | 0 | 0 | 0 | 0 | 0 | 0 | 0 | 0 | 0 | 0 | 0 | -5 | | |
| Team | | | | | 0 | 0 | 0 | 0 | 0 | 0 | 0 | 0 | 0 | 0 | 0 | 0 | 0 | |
| Totals | 22:50 | 4-15 | 10-15 | 9 | 20 | 29 | 10 | 14 | 58 | 11 | 18 | 3 | 1 | 3 | -18 | | | |

Technical Fouls: NONE

San Francisco - 76

| NO. Name | Min | FG | | 3P | | FT | | Rebounds | | Fouls | | TP | AS | TO | ST | Blocks | | +/- |
|--------------------------|-------|------|-----|-----|-----|-----|-----|----------|----|-------|----|----|----|----|----|--------|----|-----|
| | | M/A | A/A | M/A | A/A | M/A | A/A | OR | DR | OR | DR | | | | | PF | FF | |
| 3 Isaiah Hawthorne | 06:59 | 1-1 | 0-0 | 0-0 | 0 | 2 | 2 | 0 | 2 | 0 | 2 | 0 | 2 | 0 | 0 | 0 | 3 | |
| 10 Jonathan Mogbo | 31:54 | 9-15 | 0-0 | 3-5 | 5 | 5 | 10 | 2 | 3 | 21 | 3 | 0 | 3 | 1 | 0 | 23 | | |
| 21 Ndewedu Newbury | 24:24 | 0-5 | 0-1 | 0-0 | 1 | 3 | 4 | 0 | 0 | 2 | 2 | 1 | 2 | 0 | 0 | 22 | | |
| 5 Mike Sharavijants | 34:29 | 6-11 | 1-4 | 0-0 | 1 | 2 | 3 | 2 | 1 | 13 | 3 | 0 | 3 | 0 | 0 | 17 | | |
| 55 Marcus Williams | 36:51 | 9-14 | 0-3 | 2-2 | 0 | 2 | 2 | 1 | 2 | 20 | 1 | 0 | 2 | 0 | 0 | 23 | | |
| 11 Josh Kunen | 14:56 | 1-1 | 0-0 | 0-0 | 1 | 0 | 1 | 0 | 0 | 2 | 0 | 1 | 0 | 0 | 0 | -7 | | |
| 0 Ryan Beasley | 30:44 | 4-10 | 3-4 | 0-0 | 1 | 1 | 2 | 1 | 2 | 11 | 3 | 0 | 5 | 0 | 1 | 14 | | |
| 7 Stefan Todorovic | 28:19 | 2-5 | 0-2 | 0-0 | 0 | 0 | 0 | 0 | 0 | 4 | 0 | 0 | 0 | 0 | 0 | -4 | | |
| 33 Volodymyr Markovetsky | 08:46 | 1-1 | 0-0 | 1-1 | 2 | 2 | 4 | 2 | 2 | 3 | 1 | 0 | 0 | 0 | 0 | -1 | | |
| 12 Justin Bieker | 02:38 | 0-0 | 0-0 | 0-0 | 0 | 0 | 0 | 0 | 0 | 0 | 0 | 0 | 0 | 0 | 0 | 0 | -1 | |
| Team | | | | | 0 | 0 | 0 | 0 | 0 | 0 | 0 | 0 | 0 | 0 | 0 | 0 | 0 | |
| Totals | 33:63 | 4-14 | 6-8 | 11 | 17 | 28 | 14 | 10 | 76 | 13 | 6 | 14 | 3 | 1 | 18 | | | |

Technical Fouls: NONE

| | MINN | | USF | | Points from | | | Period by Period Scoring | | | |
|------------------|---------------------------|---------------------------|-----|-----|-------------|-----|-----|--------------------------|------|-----|-----|
| | 1st | 2nd | 1st | 2nd | Turnovers | 1st | 2nd | TOT | MINN | USF | TOT |
| Biggest lead | 0 (1 st 20:00) | 20 (2 nd 1:09) | | | 5 | 25 | | | 37 | 29 | 66 |
| Best Scoring Run | 6 (1 st 10:42) | 9 (2 nd 4:52) | | | 30 | 48 | | | 42 | 58 | 100 |
| Lead Changes | 0 | | | | 13 | 8 | | | | | |
| Times Tied | 0 | | | | 1 | 10 | | | | | |
| Time with Lead | 00:00 | 39:34 | | | 31 | 20 | | | | | |

GAME 7



Official Basketball Box Score - Final
New Orleans at Minnesota
11/03/23 Veterans Arena, Minneapolis
2023-24 Men's Basketball

Game Time: 8:00 PM
Game Duration: 2:01
Attendance: 6,707

Officials: Earl Walton, Rob Ray Sr, Bill Be

New Orleans - 64

| NO. Name | Min | FG | | 3P | | FT | | Rebounds | | Fouls | | TP | AS | TO | ST | Blocks | | +/- |
|------------------------|-------|------|-----|-----|-----|-----|-----|----------|----|-------|----|----|----|----|-----|--------|-----|-----|
| | | M/A | A/A | M/A | A/A | M/A | A/A | OR | DR | OR | DR | | | | | PF | FF | |
| 3 D'Ante Bell | 18:10 | 2-3 | 0-0 | 0-1 | 1 | 1 | 2 | 3 | 2 | 4 | 2 | 0 | 0 | 0 | 0 | 0 | -14 | |
| 5 Tyson Jackson | 09:41 | 0-2 | 0-0 | 0-0 | 1 | 0 | 1 | 5 | 0 | 0 | 0 | 0 | 0 | 0 | 0 | 0 | -8 | |
| 0 Mison Jones | 19:02 | 2-8 | 0-0 | 0-0 | 3 | 3 | 6 | 0 | 1 | 4 | 0 | 2 | 1 | 0 | 2 | -20 | | |
| 1 Jordan Johnson | 08:17 | 6-20 | 0-6 | 5-5 | 1 | 5 | 6 | 1 | 5 | 17 | 3 | 2 | 1 | 0 | 2 | -20 | | |
| 20 Khaleb Wilson-Rouse | 30:05 | 6-11 | 1-4 | 6-6 | 0 | 0 | 1 | 5 | 19 | 2 | 2 | 3 | 0 | 0 | -27 | | | |
| 23 James Gleason III | 09:40 | 0-3 | 0-0 | 0-0 | 1 | 1 | 4 | 1 | 0 | 0 | 1 | 1 | 0 | 0 | 0 | -37 | | |
| 11 Jamond Vincent | 17:34 | 2-5 | 0-0 | 3-4 | 1 | 3 | 4 | 2 | 2 | 7 | 0 | 1 | 0 | 0 | 0 | -23 | | |
| 4 Omarion Henry | 17:23 | 2-3 | 0-0 | 1-2 | 0 | 4 | 4 | 1 | 2 | 5 | 0 | 0 | 2 | 0 | -15 | | | |
| 15 Carlos Hart | 13:14 | 1-3 | 0-0 | 2-2 | 1 | 0 | 1 | 0 | 1 | 4 | 0 | 1 | 1 | | | | | |

GAME 9

Official Basketball Box Score - Final
Nebraska at Minnesota
12/23/23 Williams Arena, Minneapolis
2023-24 Men's Basketball

Game Time: 8:00 PM
Game Duration: 2:08
Attendance: 6,860

Officials: D.J. Carlsman, Terry Oglesty, John Floyd

Nebraska - 65
Record: 7-2 (0-1)
Table with columns: NO. Name, Min, FG, 3P, FT, Rebounds, Fouls, TP, AS, TO, ST, Blocks, +/-

Shooting By Period
1st FG% 17-29 58.6%
3PT% 3-6 50.0%
FT% 2-2 100%
2nd FG% 7-24 29.2%
3PT% 2-12 16.7%
FT% 10-13 76.9%
GMFG% 24-53 45.3%
FT% 5-18 27.8%
FT% 12-15 80.0%
Dead Ball Rebounds: 3, 0

Minnesota - 76
Record: 6-3 (1-0)
Table with columns: NO. Name, Min, FG, 3P, FT, Rebounds, Fouls, TP, AS, TO, ST, Blocks, +/-

Shooting By Period
1st FG% 9-26 34.6%
3PT% 3-14 21.4%
FT% 3-5 60%
2nd FG% 16-27 59.3%
3PT% 5-11 45.5%
FT% 15-24 62.5%
GMFG% 25-53 47.2%
3PT% 8-25 32.0%
FT% 18-29 62.1%
Dead Ball Rebounds: 4, 0

Technical Fouls: NONE
Technical Fouls: Mitchell Jr. 2 (1st 7, 4)

Summary table with columns: NEB, UMN, Points from, Turnovers, Paint, Second Chance, Fast Breaks, Bench

GAME 10

Official Basketball Box Score - Final
FGCU at Minnesota
12/23/23 Williams Arena, Minneapolis
2023-24 Men's Basketball

Game Time: 11:00 PM
Game Duration: 1
Attendance: 7,3

Officials: Tim Conner, Marquis Ritzberg, Andy Obit

FGCU - 57
Record: 3-8
Table with columns: NO. Name, Min, FG, 3P, FT, Rebounds, Fouls, TP, AS, TO, ST, Blocks, +/-

Shooting By Period
1st FG% 12-24 50.0%
3PT% 5-6 83.3%
FT% 4-6 66.7%
2nd FG% 8-26 30.8%
3PT% 1-4 25.0%
FT% 7-9 77.8%
GMFG% 20-50 40.0%
3PT% 6-10 60.0%
FT% 11-15 73.3%
Dead Ball Rebounds: 1, 0

Minnesota - 77
Record: 7-3
Table with columns: NO. Name, Min, FG, 3P, FT, Rebounds, Fouls, TP, AS, TO, ST, Blocks, +/-

Shooting By Period
1st FG% 14-32 43.8%
3PT% 6-15 40.0%
FT% 3-3 100%
2nd FG% 13-26 47.2%
3PT% 4-13 30.8%
FT% 2-2 100%
GMFG% 31-68 45.6%
3PT% 10-28 35.7%
FT% 5-5 100.0%
Dead Ball Rebounds: 0, 0

Technical Fouls: NONE
Technical Fouls: NONE

Summary table with columns: FGCU, UMN, Points from, Turnovers, Paint, Second Chance, Fast Breaks, Bench

GAME 11

Official Basketball Box Score - Final
IUPUI at Minnesota
12/23/23 Williams Arena, Minneapolis
2023-24 Men's Basketball

Game Time: 7:00 PM
Game Duration: 1:59
Attendance: 6,581

Officials: Phil Stok, Holly Pflifer, Bill Jacobson

IUPUI - 65
Record: 3-4
Table with columns: NO. Name, Min, FG, 3P, FT, Rebounds, Fouls, TP, AS, TO, ST, Blocks, +/-

Shooting By Period
1st FG% 12-35 34.3%
3PT% 2-9 22.2%
FT% 1-3 33.3%
2nd FG% 15-29 51.7%
3PT% 4-14 28.6%
FT% 7-11 63.6%
GMFG% 27-64 42.2%
3PT% 3-13 23.1%
FT% 8-14 57.1%
Dead Ball Rebounds: 3, 0

Technical Fouls: Jackson 2 (1st 12, 06)

Minnesota - 101
Record: 8-0
Table with columns: NO. Name, Min, FG, 3P, FT, Rebounds, Fouls, TP, AS, TO, ST, Blocks, +/-

Shooting By Period
1st FG% 24-34 70.6%
3PT% 8-13 61.5%
FT% 1-3 33.3%
2nd FG% 18-33 54.5%
3PT% 6-15 40.0%
FT% 2-2 100%
GMFG% 42-67 62.7%
3PT% 14-28 50.0%
FT% 3-5 60.0%
Dead Ball Rebounds: 1, 0

Technical Fouls: Hawkins 2 (1st 11, 51)

Summary table with columns: IUPUI, UMN, Points from, Turnovers, Paint, Second Chance, Fast Breaks, Bench

GAME 12

Official Basketball Box Score - Final
Ball St. at Minnesota
12/21/23 Williams Arena, Minneapolis
2023-24 Men's Basketball

Game Time: 7:00 PM
Game Duration: 1:50
Attendance: 7,261

Officials: Brian Durson, Bill Ek, Chad Baker

Ball St. - 63
Record: 8-4
Table with columns: NO. Name, Min, FG, 3P, FT, Rebounds, Fouls, TP, AS, TO, ST, Blocks, +/-

Shooting By Period
1st FG% 15-29 51.7%
3PT% 3-10 30.0%
FT% 2-3 66.7%
2nd FG% 13-26 50.0%
3PT% 5-11 45.5%
FT% 5-8 62.5%
GMFG% 28-55 50.9%
3PT% 8-21 38.1%
FT% 7-11 63.6%
Dead Ball Rebounds: 1, 0

Technical Fouls: NONE

Minnesota - 80
Record: 9-3
Table with columns: NO. Name, Min, FG, 3P, FT, Rebounds, Fouls, TP, AS, TO, ST, Blocks, +/-

Shooting By Period
1st FG% 15-29 51.7%
3PT% 3-10 30.0%
FT% 6-7 85.7%
2nd FG% 15-28 53.6%
3PT% 5-8 62.5%
FT% 5-8 62.5%
GMFG% 30-57 52.6%
3PT% 8-16 44.4%
FT% 12-22 54.5%
Dead Ball Rebounds: 4, 0

Technical Fouls: NONE

Summary table with columns: BSU, UMN, Points from, Turnovers, Paint, Second Chance, Fast Breaks, Bench

GAME 13

Official Basketball Box Score - Final
Maine at Minnesota
12/29/23 Williams Arena, Minnesota
2023-24 Men's Basketball

Game Time: 6:00 PM
Game Duration: 1:48
Attendance: 8,658



Officials: D.J. Christensen, Alfred Smith, Josh White

Maine - 62
Record: 9-7
Table with columns: NO. Name, Min, FG, 3P, FT, Rebounds, Fouls, TP, AS, TO, ST, Blocks, +/-

Minnesota - 80
Record: 10-3
Table with columns: NO. Name, Min, FG, 3P, FT, Rebounds, Fouls, TP, AS, TO, ST, Blocks, +/-

Summary statistics: Biggest lead, Best Scoring Run, Lead Changes, Times Tied, Time with Lead, Points from Turnovers, Paint, Second Chance, Fast Breaks, Bench

GAME 14

Official Basketball Box Score - Final
Minnesota at Michigan
01/04/23 Crisler Center, Ann Arbor
2023-24 Men's Basketball

Game Time: 5:00 PM
Game Duration: 1:5
Attendance: 10,49



Officials: Paul Szetec, Doug Simons, James Breedon

Minnesota - 73
Record: 11-3 (2-1)
Table with columns: NO. Name, Min, FG, 3P, FT, Rebounds, Fouls, TP, AS, TO, ST, Blocks, +/-

Michigan - 71
Record: 6-8 (1-2)
Table with columns: NO. Name, Min, FG, 3P, FT, Rebounds, Fouls, TP, AS, TO, ST, Blocks, +/-

Summary statistics: Biggest lead, Best Scoring Run, Lead Changes, Times Tied, Time with Lead, Points from Turnovers, Paint, Second Chance, Fast Breaks, Bench

GAME 15

Official Basketball Box Score - Final
Maryland at Minnesota
01/07/24 Williams Arena, Minnesota
2023-24 Men's Basketball

Game Time: 4:30 PM
Game Duration: 2:12
Attendance: 8,583



Officials: D.J. Christensen, Rob Riley, John Floyd

Maryland - 62
Record: 9-6 (1-3)
Table with columns: NO. Name, Min, FG, 3P, FT, Rebounds, Fouls, TP, AS, TO, ST, Blocks, +/-

Minnesota - 65
Record: 12-3 (3-1)
Table with columns: NO. Name, Min, FG, 3P, FT, Rebounds, Fouls, TP, AS, TO, ST, Blocks, +/-

Summary statistics: Biggest lead, Best Scoring Run, Lead Changes, Times Tied, Time with Lead, Points from Turnovers, Paint, Second Chance, Fast Breaks, Bench

GAME 16

Official Basketball Box Score - Final
Minnesota at Indiana
01/12/24 Simon Skjott Assembly Hall, Bloomington, Indiana
2023-24 Men's Basketball

Game Time: 6:30 PM
Game Duration: 2:07
Attendance: 17,222



Officials: Earl Walton, Nate Harris, Tim Corner

Minnesota - 62
Record: 12-4 (3-2)
Table with columns: NO. Name, Min, FG, 3P, FT, Rebounds, Fouls, TP, AS, TO, ST, Blocks, +/-

Indiana - 74
Record: 12-5 (4-2)
Table with columns: NO. Name, Min, FG, 3P, FT, Rebounds, Fouls, TP, AS, TO, ST, Blocks, +/-

Summary statistics: Biggest lead, Best Scoring Run, Lead Changes, Times Tied, Time with Lead, Points from Turnovers, Paint, Second Chance, Fast Breaks, Bench

GAME 17



Official Basketball Box Score - Final
Iowa at Minnesota
01/15/24 Williams Arena, Minneapolis
2023-24 Men's Basketball

Game Time: 5:00 PM
Game Duration: 1:53
Attendance: 8,379

Officials: Jeffrey Anderson, Lamont Simpson, Steve Mulvanick

| NO. | Name | Min | FG | 3P | FT | Rebounds | Fouls | TP | AS | TO | ST | Blocks | + | - | | | | | | | | | | | | | |
|---------------|-----------------|---------|-------|-----|-----|-----------|-------|----|----|----|----|--------|-------|------|-------|---|----|----|----|----|----|----|----|---|---|---|---|
| | | | M/A | M/A | M/A | OR DR TOT | PF | FD | | | | BS | BA | | | | | | | | | | | | | | |
| 23 | Ben Krikke | F 36:54 | 11-17 | 0-0 | 3-3 | 1 4 5 | 2 3 | 25 | 3 | 2 | 1 | 0 | 0 | 7 | | | | | | | | | | | | | |
| 32 | Owen Freeman | F 17:20 | 5-6 | 0-0 | 2-3 | 2 6 8 | 5 3 | 12 | 1 | 1 | 1 | 0 | 0 | -6 | | | | | | | | | | | | | |
| 4 | Josh Dix | G 32:13 | 7-12 | 2-4 | 5-5 | 0 4 4 | 0 4 | 21 | 5 | 2 | 2 | 0 | 0 | -3 | | | | | | | | | | | | | |
| 11 | Tony Perkins | G 26:03 | 6-9 | 0-2 | 1-3 | 3 0 3 | 1 3 | 13 | 5 | 1 | 0 | 1 | 0 | -3 | | | | | | | | | | | | | |
| 20 | Payton Sandfort | G 33:16 | 4-11 | 1-6 | 0-0 | 0 4 4 | 2 0 | 9 | 2 | 2 | 1 | 0 | 0 | 9 | | | | | | | | | | | | | |
| 2 | Brock Harding | F 15:05 | 1-3 | 0-0 | 2-2 | 0 2 2 | 3 1 | 4 | 5 | 1 | 1 | 0 | 0 | 10 | | | | | | | | | | | | | |
| 5 | Daronte Bowen | F 13:22 | 1-2 | 0-0 | 0-0 | 0 2 2 | 0 1 | 2 | 2 | 0 | 1 | 0 | 0 | 13 | | | | | | | | | | | | | |
| 13 | Ladi Dembele | F 14:33 | 0-2 | 0-1 | 0-0 | 1 5 6 | 4 1 | 0 | 0 | 1 | 2 | 1 | 1 | 17 | | | | | | | | | | | | | |
| 24 | Pryce Sandfort | F 07:06 | 0-3 | 0-0 | 0-0 | 1 0 1 | 0 0 | 0 | 0 | 0 | 0 | 0 | 0 | 1 | | | | | | | | | | | | | |
| 0 | Even Brauns | F 04:06 | 0-0 | 0-0 | 0-0 | 0 0 0 | 2 0 | 0 | 0 | 0 | 0 | 0 | 0 | 1 | | | | | | | | | | | | | |
| Team | | | | | | | | | | | | | 1 | 2 | 0 | | | | | | | | | | | | |
| Totals | | | | | | | | | | | | | 35-65 | 3-13 | 13-16 | 9 | 26 | 37 | 19 | 16 | 86 | 23 | 11 | 9 | 2 | 2 | 9 |

Shooting By Period

| | | |
|---------------------|-------|-------|
| 1 st FG% | 17-35 | 48.6% |
| 3PT% | 1-6 | 16.7% |
| FT% | 4-5 | 80% |
| 2 nd FG% | 16-30 | 60.0% |
| 3PT% | 2-7 | 28.6% |
| FT% | 9-11 | 81.8% |
| GMFG% | 35-65 | 53.8% |
| 3PT% | 3-13 | 23.1% |
| FT% | 13-16 | 81.3% |

Dead Ball Rebounds: 1, 0



Official Basketball Box Score - Final
Minnesota at Michigan St.
01/18/24 Breslin Events Center, East Lansing
2023-24 Men's Basketball

Game Time: 6:30 PM
Game Duration: 2:09
Attendance: 14,797

Officials: Rob Riley, Bart Lenox, Don Day

| NO. | Name | Min | FG | 3P | FT | Rebounds | Fouls | TP | AS | TO | ST | Blocks | + | - | | | | | | | | | | | | | |
|---------------|--------------------|---------|------|-----|------|-----------|-------|----|----|----|----|--------|-------|------|-------|----|----|----|----|----|----|----|----|---|---|---|-----|
| | | | M/A | M/A | M/A | OR DR TOT | PF | FD | | | | BS | BA | | | | | | | | | | | | | | |
| 1 | Joshua Olo-Joseph | F 21:40 | 1-2 | 0-1 | 2-2 | 0 5 5 | 1 2 | 4 | 0 | 3 | 0 | 0 | 0 | -6 | | | | | | | | | | | | | |
| 3 | Dawson Garcia | F 38:04 | 6-17 | 1-3 | 9-12 | 4 5 9 | 4 7 | 22 | 1 | 4 | 0 | 0 | 0 | -11 | | | | | | | | | | | | | |
| 21 | Pharrel Payne | F 24:29 | 2-7 | 0-0 | 3-4 | 2 8 10 | 4 2 | 7 | 2 | 4 | 0 | 0 | 0 | -9 | | | | | | | | | | | | | |
| 2 | Mike Mitchell Jr. | G 39:55 | 5-12 | 3-9 | 1-3 | 0 4 4 | 4 1 | 14 | 5 | 3 | 0 | 0 | 0 | -9 | | | | | | | | | | | | | |
| 24 | Cam Christie | G 16:38 | 3-5 | 2-4 | 0-0 | 0 1 1 | 5 0 | 8 | 2 | 0 | 1 | 0 | 0 | 1 | | | | | | | | | | | | | |
| 5 | Isaiiah Innen | G 16:11 | 0-1 | 0-1 | 0-2 | 1 1 2 | 0 1 | 0 | 0 | 1 | 0 | 0 | 0 | -5 | | | | | | | | | | | | | |
| 4 | Braeden Carrington | F 26:06 | 2-3 | 1-2 | 2-2 | 0 0 0 | 2 1 | 7 | 2 | 2 | 2 | 1 | 0 | -11 | | | | | | | | | | | | | |
| 33 | Jack Wilson | G 02:16 | 1-1 | 0-0 | 0-0 | 0 0 0 | 2 0 | 2 | 0 | 1 | 0 | 0 | 0 | -1 | | | | | | | | | | | | | |
| Team | | | | | | | | | | | | | 2 | 1 | 3 | 0 | 0 | | | | | | | | | | |
| Totals | | | | | | | | | | | | | 21-49 | 7-20 | 17-26 | 10 | 28 | 38 | 24 | 16 | 66 | 13 | 19 | 3 | 1 | 1 | -10 |

Shooting By Period

| | | |
|---------------------|-------|-------|
| 1 st FG% | 11-23 | 47.8% |
| 3PT% | 5-11 | 45.5% |
| FT% | 5-7 | 71.4% |
| 2 nd FG% | 10-26 | 38.5% |
| FT% | 12-19 | 63.2% |
| 3PT% | 2-9 | 22.2% |
| GM FG% | 21-49 | 42.9% |
| 3PT% | 7-20 | 35.0% |
| FT% | 17-26 | 65.4% |

Dead Ball Rebounds: 4, 0

| NO. | Name | Min | FG | 3P | FT | Rebounds | Fouls | TP | AS | TO | ST | Blocks | + | - | | | | | | | | | | | | | |
|---------------|---------------|---------|------|-----|-----|-----------|-------|----|----|----|----|--------|-------|------|-------|----|----|----|----|----|----|----|---|---|---|---|----|
| | | | M/A | M/A | M/A | OR DR TOT | PF | FD | | | | BS | BA | | | | | | | | | | | | | | |
| 25 | Malik Hall | F 31:55 | 6-12 | 1-2 | 3-4 | 3 9 12 | 5 3 | 16 | 4 | 0 | 0 | 0 | 0 | 12 | | | | | | | | | | | | | |
| 2 | Mady Sissoko | C 21:25 | 1-2 | 0-0 | 3-8 | 4 1 5 | 0 7 | 5 | 2 | 1 | 0 | 1 | 0 | 11 | | | | | | | | | | | | | |
| 2 | Tyson Walker | G 33:25 | 7-13 | 1-2 | 6-7 | 1 2 3 | 1 4 | 21 | 2 | 1 | 3 | 0 | 0 | 13 | | | | | | | | | | | | | |
| 3 | Jaden Atkins | G 29:07 | 5-14 | 0-1 | 2-2 | 0 2 0 | 0 1 | 10 | 2 | 0 | 1 | 0 | 0 | 3 | | | | | | | | | | | | | |
| 11 | A.J. Hoggard | G 31:50 | 4-10 | 0-1 | 0-0 | 0 4 4 | 2 1 | 8 | 7 | 1 | 2 | 0 | 0 | 8 | | | | | | | | | | | | | |
| 5 | Tre Holoman | F 21:50 | 3-7 | 1-2 | 1-1 | 0 1 1 | 0 2 | 8 | 2 | 0 | 1 | 0 | 0 | 16 | | | | | | | | | | | | | |
| 15 | Carson Cooper | F 18:01 | 2-5 | 0-0 | 2-2 | 0 2 4 | 5 6 | 0 | 1 | 0 | 0 | 1 | 0 | 1 | | | | | | | | | | | | | |
| 55 | Coen Carr | G 08:48 | 1-2 | 0-0 | 0-0 | 0 1 1 | 1 1 | 2 | 0 | 0 | 0 | 0 | 0 | -7 | | | | | | | | | | | | | |
| 34 | Xavier Booker | F 01:43 | 0-0 | 0-0 | 0-0 | 0 1 0 | 1 0 | 0 | 0 | 1 | 0 | 0 | 0 | -2 | | | | | | | | | | | | | |
| 0 | Jaxon Kohler | F 01:56 | 0-0 | 0-0 | 0-0 | 0 1 1 | 2 0 | 0 | 0 | 0 | 1 | 0 | 0 | -1 | | | | | | | | | | | | | |
| Team | | | | | | | | | | | | | 2 | 2 | 4 | 0 | 1 | 0 | | | | | | | | | |
| Totals | | | | | | | | | | | | | 29-65 | 3-12 | 15-23 | 12 | 23 | 35 | 17 | 24 | 76 | 20 | 5 | 9 | 1 | 1 | 10 |

Shooting By Period

| | | |
|---------------------|-------|-------|
| 1 st FG% | 17-35 | 48.6% |
| 3PT% | 2-7 | 28.6% |
| FT% | 1-3 | 33.3% |
| 2 nd FG% | 12-30 | 40.0% |
| 3PT% | 1-5 | 20.0% |
| FT% | 14-20 | 70% |
| GM FG% | 29-65 | 44.6% |
| 3PT% | 3-12 | 25.0% |
| FT% | 15-23 | 65.2% |

Dead Ball Rebounds: 4, 0

| MIN | MSU | Points from Turnovers | MIN | MSU | Period by Period Scoring | | |
|------------------|---------------------------|---------------------------|-----|-----|--------------------------|-----|-----|
| | | | | | 1st | 2nd | TOT |
| Biggest lead | 1 (2 nd 18:20) | 12 (2 nd 0:38) | 6 | 21 | | | |
| Best Scoring Run | 8 (2 nd 19:02) | 10 (2 nd 0:38) | 12 | 44 | | | |
| Lead Changes | 4 | 9 | 7 | 7 | | | |
| Times Tied | 7 | 2 | 17 | 66 | | | |
| Time with Lead | 00:34 | 35:51 | 11 | 16 | | | |

| NO. | Name | Min | FG | 3P | FT | Rebounds | Fouls | TP | AS | TO | ST | Blocks | + | - | | | | | | | | | | | | | |
|---------------|--------------------|---------|------|-----|-------|-----------|-------|----|----|----|----|--------|-------|------|-------|---|----|----|----|----|----|----|----|---|---|---|----|
| | | | M/A | M/A | M/A | OR DR TOT | PF | FD | | | | BS | BA | | | | | | | | | | | | | | |
| 1 | Joshua Olo-Joseph | F 22:59 | 7-9 | 1-3 | 0-0 | 0 2 2 | 2 1 | 15 | 0 | 0 | 0 | 0 | 0 | 1 | | | | | | | | | | | | | |
| 3 | Dawson Garcia | F 35:12 | 9-17 | 0-4 | 12-15 | 1 3 4 | 3 11 | 30 | 2 | 2 | 1 | 0 | 1 | -2 | | | | | | | | | | | | | |
| 0 | Elijah Hawkins | G 38:29 | 0-4 | 0-4 | 1-2 | 0 5 5 | 5 2 | 1 | 9 | 2 | 4 | 0 | 0 | -6 | | | | | | | | | | | | | |
| 2 | Mike Mitchell Jr. | G 25:47 | 3-8 | 1-6 | 0-0 | 1 1 2 | 4 0 | 7 | 5 | 3 | 1 | 0 | 0 | 0 | | | | | | | | | | | | | |
| 24 | Cam Christie | G 23:39 | 5-9 | 2-6 | 0-0 | 0 2 2 | 1 0 | 12 | 1 | 1 | 1 | 0 | 0 | -4 | | | | | | | | | | | | | |
| 4 | Braeden Carrington | F 24:17 | 2-7 | 0-5 | 0-1 | 2 3 5 | 0 1 | 4 | 2 | 2 | 1 | 0 | 0 | -12 | | | | | | | | | | | | | |
| 21 | Pharrel Payne | F 14:24 | 1-2 | 0-0 | 1-2 | 1 3 4 | 0 2 | 3 | 0 | 0 | 1 | 1 | 0 | -12 | | | | | | | | | | | | | |
| 23 | Parker Fox | F 09:20 | 0-1 | 0-0 | 2-4 | 1 1 2 | 1 2 | 1 | 0 | 0 | 0 | 0 | 0 | -9 | | | | | | | | | | | | | |
| 5 | Isaiiah Innen | F 05:53 | 1-1 | 1-1 | 0-0 | 0 1 1 | 0 0 | 3 | 0 | 0 | 0 | 1 | 0 | -1 | | | | | | | | | | | | | |
| Team | | | | | | | | | | | | | 1 | 2 | 3 | 0 | 1 | 0 | | | | | | | | | |
| Totals | | | | | | | | | | | | | 28-58 | 5-29 | 16-24 | 7 | 23 | 30 | 16 | 19 | 77 | 20 | 12 | 8 | 2 | 2 | -9 |

Shooting By Period

| | | |
|---------------------|-------|-------|
| 1 st FG% | 13-30 | 43.3% |
| 3PT% | 1-4 | 7.1% |
| FT% | 5-7 | 71.4% |
| 2 nd FG% | 15-28 | 53.6% |
| 3PT% | 4-15 | 26.7% |
| FT% | 15-17 | 88.2% |
| GMFG% | 28-58 | 48.3% |
| 3PT% | 5-29 | 17.2% |
| FT% | 16-24 | 66.7% |

Dead Ball Rebounds: 3, 0

| UIA | UMN | Points from Turnovers | UJA | UMN | Period by Period Scoring | | |
|------------------|----------------------------|----------------------------|-----|-----|--------------------------|-----|-----|
| | | | | | 1st | 2nd | TOT |
| Biggest lead | 12 (2 nd 10:38) | 11 (1 st 16:07) | 16 | 15 | | | |
| Best Scoring Run | 7 (1 st 14:30) | 10 (1 st 16:53) | 56 | 38 | | | |
| Lead Changes | 2 | 15 | 12 | 12 | | | |
| Times Tied | 2 | 14 | 13 | 13 | | | |
| Time with Lead | 31:13 | 07:22 | 8 | 12 | | | |

GAME 19



Official Basketball Box Score - Final
Wisconsin at Minnesota
01/23/24 Williams Arena, Minneapolis
2023-24 Men's Basketball

Game Time: 6:00 PM
Game Duration: 1:55
Attendance: 10,013

Officials: Earl Wilson, Dabre Carr, John Floyd

| NO. | Name | Min | FG | 3P | FT | Rebounds | Fouls | TP | AS | TO | ST | Blocks | + | - | | | | | | | | | | | | | |
|---------------|-----------------|---------|------|-----|-----|-----------|-------|----|----|----|----|--------|-------|------|------|---|----|----|----|----|----|----|----|---|---|---|---|
| | | | M/A | M/A | M/A | OR DR TOT | PF | FD | | | | BS | BA | | | | | | | | | | | | | | |
| 5 | Tyler Wahl | F 33:28 | 6-7 | 1-1 | 3-4 | 1 2 3 | 3 3 | 16 | 4 | 1 | 0 | 3 | 0 | 1 | | | | | | | | | | | | | |
| 22 | Steven Crowl | F 26:18 | 3-8 | 1-2 | 0-0 | 0 3 3 | 2 2 | 7 | 1 | 2 | 1 | 1 | 2 | -8 | | | | | | | | | | | | | |
| 2 | AJ Storr | G 32:18 | 5-14 | 0-2 | 5-6 | 2 10 12 | 1 5 | 15 | 2 | 1 | 0 | 0 | 1 | 6 | | | | | | | | | | | | | |
| 11 | Max Klemsmit | G 31:55 | 4-10 | 3-5 | 0-0 | 1 1 2 | 1 0 | 11 | 1 | 2 | 2 | 1 | 2 | -1 | | | | | | | | | | | | | |
| 23 | Chucky Hayburn | G 34:16 | 1-6 | 1-3 | 0-0 | 1 2 3 | 3 2 | 3 | 4 | 2 | 2 | 0 | 0 | 7 | | | | | | | | | | | | | |
| 10 | Isaac Lindsey | F 04:14 | 0-0 | 0-0 | 0-0 | 0 1 1 | 0 0 | 0 | 0 | 0 | 0 | 0 | 0 | -7 | | | | | | | | | | | | | |
| 14 | Carter Gilmore | F 08:46 | 1-1 | 0-0 | 0-0 | 0 1 1 | 0 1 | 2 | 1 | 0 | 0 | 0 | 0 | 6 | | | | | | | | | | | | | |
| 3 | Connor Essegian | F 08:22 | 1-2 | 0-1 | 0-0 | 0 1 1 | 1 1 | 2 | 0 | 0 | 1 | 0 | 0 | 1 | | | | | | | | | | | | | |
| 25 | John Blackwell | F 10:55 | 1-4 | 0-1 | 0-0 | 0 1 1 | 1 0 | 2 | 0 | 0 | 0 | 0 | 0 | 2 | | | | | | | | | | | | | |
| 31 | Nolan Winter | F 11:28 | 1-2 | 1-2 | 0-0 | 0 2 2 | 1 0 | 3 | 1 | 1 | 0 | 0 | 0 | 5 | | | | | | | | | | | | | |
| Team | | | | | | | | | | | | | 4 | 3 | 7 | 0 | 1 | 0 | | | | | | | | | |
| Totals | | | | | | | | | | | | | 23-54 | 7-17 | 8-10 | 9 | 27 | 36 | 13 | 14 | 61 | 14 | 11 | 5 | 5 | 7 | 2 |

Shooting By Period

| | | |
|---------------------|-------|-------|
| 1 st FG% | 13-26 | 50.0% |
| 3PT% | 5-10 | 50.0% |
| FT% | 3-4 | 75% |
| 2 nd FG% | 10-28 | 35.7% |
| 3PT% | 2-7 | 28.6% |
| FT% | 5-6 | 83.3% |
| GMFG% | 23-54 | 42.6% |
| 3PT% | 7-17 | 41.2% |
| FT% | 8-10 | 80.0% |

Dead Ball Rebounds: 2, 0

</

RADIO / TELEVISION ROSTER



0

ELIJAH HAWKINS

G | 5-11 | Jr.
Washington, D.C.



1

JOSHUA OLA-JOSEPH

F | 6-7 | So.
Brooklyn Park, Minn.



2

MIKE MITCHELL JR.

G | 6-2 | Jr.
San Jose, Calif.



3

DAWSON GARCIA

F | 6-11 | Jr.
Savage, Minn.



4

BRAEDEN CARRINGTON

G | 6-4 | So.
Brooklyn Park, Minn.



5

ISAIAH IHNEN

F | 6-9 | R-Jr.
Boeblingen, Germany



8

KRIS KEINYS


F | 6-8 | Fr.
Klaipeda, Lithuania



11

JACKSON PURCELL

G | 6-5 | R-So.
Apple Valley, Minn.



12

ERICK READER

F | 6-8 | Fr.
Bloomington, Minn.



15

KADYN BETTS

F | 6-8 | R-Fr.
Pueblo, Colo.



21

PHARREL PAYNE

F | 6-9 | So.
Cottage Grove, Minn.



23

PARKER FOX

F | 6-8 | R-Sr.
Mahtomedi, Minn.



24

CAM CHRISTIE

G | 6-6 | Fr.
Arlington Heights, Ill.



25

WILL RAMBERG

G | 6-5 | Sr.
Grand Marais, Minn.



33

JACK WILSON

F/C | 6-11 | Sr.
Monterey, Calif.



BEN JOHNSON
Head Coach, 3rd Year



MARCUS JENKINS
Assistant Coach, 3rd Year



JASON KEMP
Assistant Coach, 3rd Year



DAVE THORSON
Assistant Coach, 3rd Year



JOSH ADEL
Assistant Coach, 1st Year



RYAN LIVINGSTON
Dir. of Ops/Asst. AD, 8th Year



2023-24 Minnesota Men's Basketball Combined Team Statistics All games

Game Records

| Record | Overall | Home | Away | Neutral |
|----------------|---------|------|------|---------|
| ALL GAMES | 12-7 | 11-3 | 1-3 | 0-1 |
| CONFERENCE | 3-5 | 2-2 | 1-3 | 0-0 |
| NON-CONFERENCE | 9-2 | 9-1 | 0-0 | 0-1 |

Score by Periods

| Team | 1st | 2nd | OT | TOT |
|-----------|-----|-----|----|------|
| Minnesota | 699 | 749 | 0 | 1448 |
| Opponents | 631 | 661 | 0 | 1292 |

Team Box Score

| No. | Player | | | | Total | | 3-Point | | F-Throw | | Rebounds | | | | | | | | | | | |
|------------------|---------------------|-----------|-------------|------|-----------------|-------------|----------------|-------------|----------------|-------------|------------|------------|------------|-------------|------------|-----------|------------|------------|-----------|------------|-------------|-------------|
| | | GP-GS | MIN | AVG | FG-FGA | FG% | 3FG-3FGA | 3FG% | FT-FTA | FT% | OFF | DEF | TOT | AVG | PF | DQ | A | TO | BLK | STL | PTS | AVG |
| 3 | GARCIA, Dawson | 16-16 | 495:08 | 30.9 | 89-199 | .447 | 11-45 | .244 | 87-106 | .821 | 35 | 81 | 116 | 7.3 | 26 | 0 | 31 | 29 | 14 | 16 | 276 | 17.3 |
| 2 | MITCHELL JR., Mike | 19-9 | 520:48 | 27.4 | 72-171 | .421 | 40-106 | .377 | 11-16 | .688 | 9 | 41 | 50 | 2.6 | 39 | 0 | 54 | 34 | 4 | 24 | 195 | 10.3 |
| 1 | OLA-JOSEPH, Joshua | 19-18 | 379:44 | 20.0 | 76-120 | .633 | 13-29 | .448 | 28-39 | .718 | 16 | 35 | 51 | 2.7 | 36 | 0 | 13 | 20 | 5 | 5 | 193 | 10.2 |
| 24 | CHRISTIE, Cam | 18-11 | 464:11 | 25.8 | 65-152 | .428 | 35-87 | .402 | 17-24 | .708 | 3 | 56 | 59 | 3.3 | 30 | 1 | 37 | 17 | 8 | 7 | 182 | 10.1 |
| 21 | PAYNE, Pharrel | 18-6 | 378:24 | 21.0 | 73-119 | .613 | 0-0 | .000 | 26-65 | .400 | 36 | 71 | 107 | 5.9 | 36 | 0 | 17 | 25 | 29 | 6 | 172 | 9.6 |
| 0 | HAWKINS, Elijah | 18-18 | 568:10 | 31.6 | 46-125 | .368 | 24-69 | .348 | 38-50 | .760 | 8 | 58 | 66 | 3.7 | 40 | 1 | 141 | 49 | 4 | 37 | 154 | 8.6 |
| 4 | CARRINGTON, Braeden | 16-10 | 367:02 | 22.9 | 30-79 | .380 | 8-46 | .174 | 21-29 | .724 | 19 | 46 | 65 | 4.1 | 35 | 0 | 24 | 19 | 6 | 12 | 89 | 5.6 |
| 5 | IHNEN, Isaiah | 19-7 | 296:29 | 15.6 | 33-71 | .465 | 18-48 | .375 | 7-14 | .500 | 19 | 31 | 50 | 2.6 | 23 | 0 | 11 | 14 | 9 | 10 | 91 | 4.8 |
| 23 | FOX, Parker | 19-0 | 214:13 | 11.3 | 26-38 | .684 | 0-3 | .000 | 12-27 | .444 | 11 | 39 | 50 | 2.6 | 27 | 0 | 19 | 10 | 12 | 8 | 64 | 3.4 |
| 33 | WILSON, Jack | 4-0 | 23:42 | 5.9 | 4-5 | .800 | 0-0 | .000 | 1-4 | .250 | 3 | 2 | 5 | 1.3 | 8 | 0 | 3 | 4 | 0 | 1 | 9 | 2.3 |
| 12 | READER, Erick | 2-0 | 07:45 | 3.9 | 2-4 | .500 | 0-0 | .000 | 0-0 | .000 | 3 | 2 | 5 | 2.5 | 2 | 0 | 0 | 1 | 0 | 0 | 4 | 2.0 |
| 16 | BETTS, Kadin | 7-0 | 53:56 | 7.7 | 4-15 | .267 | 1-8 | .125 | 1-1 | 1.000 | 2 | 0 | 2 | 0.3 | 8 | 0 | 3 | 2 | 0 | 0 | 10 | 1.4 |
| 8 | KEINYS, Kris | 5-0 | 20:36 | 4.1 | 3-5 | .600 | 1-1 | 1.000 | 0-0 | .000 | 1 | 4 | 5 | 1.0 | 1 | 0 | 1 | 2 | 0 | 1 | 7 | 1.4 |
| 25 | RAMBERG, Will | 2-0 | 06:01 | 3.0 | 1-1 | 1.000 | 0-0 | .000 | 0-0 | .000 | 0 | 0 | 0 | 0.0 | 0 | 0 | 0 | 0 | 0 | 0 | 2 | 1.0 |
| 11 | PURCELL, Jackson | 2-0 | 03:51 | 1.9 | 0-0 | .000 | 0-0 | .000 | 0-0 | .000 | 0 | 1 | 1 | 0.5 | 0 | 0 | 0 | 0 | 1 | 0 | 0 | 0.0 |
| Team | | | | | | | | | | | 48 | 33 | 81 | | | | 13 | | | | | |
| Total | | 19 | 3800 | | 524-1104 | .475 | 151-442 | .342 | 249-375 | .664 | 213 | 500 | 713 | 37.5 | 311 | 2 | 354 | 239 | 92 | 127 | 1448 | 76.2 |
| Opponents | | 19 | 3800 | | 480-1131 | .424 | 105-317 | .331 | 227-312 | .728 | 200 | 430 | 630 | 33.2 | 327 | 11 | 253 | 222 | 57 | 140 | 1292 | 68.0 |

Team Statistics

| | MINN | OPP |
|------------------------|-----------------|-----------------|
| Scoring | 1448 | 1292 |
| Points per game | 76.2 | 68.0 |
| Scoring margin | +8.2 | - |
| Field goals-att | 524-1104 | 480-1131 |
| Field goal pct | .475 | .424 |
| 3 point fg-att | 151-442 | 105-317 |
| 3-point FG pct | .342 | .331 |
| 3-pt FG made per game | 7.9 | 5.5 |
| Free throws-att | 249-375 | 227-312 |
| Free throw pct | .664 | .728 |
| F-Throws made per game | 13.1 | 11.9 |
| Rebounds | 713 | 630 |
| Rebounds per game | 37.5 | 33.2 |
| Rebounding margin | +4.4 | - |
| Assists | 354 | 253 |
| Assists per game | 18.6 | 13.3 |
| Turnovers | 239 | 222 |
| Turnovers per game | 12.6 | 11.7 |
| Turnover margin | -0.9 | - |
| Assist/turnover ratio | 1.5 | 1.1 |
| Steals | 127 | 140 |
| Steals per game | 6.7 | 7.4 |
| Blocks | 92 | 57 |
| Blocks per game | 4.8 | 3.0 |
| Winning streak | 0 | - |
| Home win streak | 0 | - |
| Attendance | 106506 | 52993 |
| Home games-Avg/Game | 14-7608 | 4-13248 |
| Neutral site-Avg/Game | - | 1-3682 |

Team Results

| Date | Opponent | | Score | Att. |
|------------|------------------|---|--------|-------|
| 11/06/2023 | Bethune-Cookman | W | 80-60 | 7132 |
| 11/10/2023 | UTSA | W | 102-76 | 6973 |
| 11/16/2023 | Missouri | L | 68-70 | 7975 |
| 11/18/2023 | USC Upstate | W | 67-53 | 7347 |
| 11/21/2023 | Ark.-Pine Bluff | W | 86-67 | 6591 |
| 11/26/2023 | vs San Francisco | L | 58-76 | 3682 |
| 11/30/2023 | New Orleans | W | 97-64 | 6797 |
| 12/03/2023 | at Ohio St. | L | 74-84 | 10481 |
| 12/06/2023 | Nebraska | W | 76-65 | 6899 |
| 12/09/2023 | FGCU | W | 77-57 | 7317 |
| 12/12/2023 | IUPUI | W | 101-65 | 6581 |
| 12/21/2023 | Ball St. | W | 80-63 | 7261 |
| 12/29/2023 | Maine | W | 80-62 | 8658 |
| 01/04/2024 | at Michigan | W | 73-71 | 10493 |
| 01/07/2024 | Maryland | W | 65-62 | 8583 |
| 01/12/2024 | at Indiana | L | 62-74 | 17222 |
| 01/15/2024 | Iowa | L | 77-86 | 8379 |
| 01/18/2024 | at Michigan St. | L | 66-76 | 14797 |
| 01/23/2024 | Wisconsin | L | 59-61 | 10013 |



2023-24 Minnesota Men's Basketball Combined Team Statistics In Conference games

Game Records

| Record | Overall | Home | Away | Neutral |
|----------------|---------|------|------|---------|
| ALL GAMES | 3-5 | 2-2 | 1-3 | 0-0 |
| CONFERENCE | 3-5 | 2-2 | 1-3 | 0-0 |
| NON-CONFERENCE | 0-0 | 0-0 | 0-0 | 0-0 |

Score by Periods

| Team | 1st | 2nd | OT | TOT |
|-----------|-----|-----|----|-----|
| Minnesota | 226 | 326 | 0 | 552 |
| Opponents | 298 | 281 | 0 | 579 |

Team Box Score

| No. | Player | Total | | | | | 3-Point | | F-Throw | | Rebounds | | | | Other | | | | | | | |
|------------------|---------------------|----------|-------------|------|----------------|-------------|---------------|-------------|----------------|-------------|-----------|------------|------------|-------------|------------|----------|------------|------------|-----------|-----------|------------|-------------|
| | | GP-GS | MIN | AVG | FG-FGA | FG% | 3FG-3FGA | 3FG% | FT-FTA | FT% | OFF | DEF | TOT | AVG | PF | DQ | A | TO | BLK | STL | PTS | AVG |
| 3 | GARCIA, Dawson | 8-8 | 245:42 | 30.7 | 42-102 | .412 | 4-21 | .190 | 48-59 | .814 | 18 | 37 | 55 | 6.9 | 18 | 0 | 11 | 16 | 4 | 12 | 136 | 17.0 |
| 0 | HAWKINS, Elijah | 7-7 | 258:34 | 36.9 | 22-55 | .400 | 15-37 | .405 | 9-17 | .529 | 1 | 22 | 23 | 3.3 | 18 | 1 | 56 | 21 | 2 | 19 | 68 | 9.7 |
| 1 | OLA-JOSEPH, Joshua | 8-7 | 160:32 | 20.1 | 33-53 | .623 | 4-13 | .308 | 7-14 | .500 | 11 | 13 | 24 | 3.0 | 10 | 0 | 3 | 11 | 4 | 0 | 77 | 9.6 |
| 21 | PAYNE, Pharrel | 8-2 | 206:33 | 25.8 | 31-53 | .585 | 0-0 | .000 | 12-31 | .387 | 19 | 37 | 56 | 7.0 | 19 | 0 | 9 | 14 | 14 | 4 | 74 | 9.3 |
| 24 | CHRISTIE, Cam | 8-7 | 194:06 | 24.3 | 26-63 | .413 | 13-37 | .351 | 2-5 | .400 | 1 | 21 | 22 | 2.8 | 18 | 1 | 9 | 7 | 3 | 2 | 67 | 8.4 |
| 2 | MITCHELL JR., Mike | 8-6 | 223:04 | 27.9 | 24-73 | .329 | 12-42 | .286 | 4-7 | .571 | 3 | 11 | 14 | 1.8 | 22 | 0 | 19 | 13 | 1 | 13 | 64 | 8.0 |
| 4 | CARRINGTON, Braeden | 8-2 | 163:38 | 20.5 | 15-36 | .417 | 4-20 | .200 | 10-15 | .667 | 11 | 13 | 24 | 3.0 | 18 | 0 | 10 | 9 | 2 | 8 | 44 | 5.5 |
| 33 | WILSON, Jack | 1-0 | 02:16 | 2.3 | 1-1 | 1.000 | 0-0 | .000 | 0-0 | .000 | 0 | 0 | 0 | 0.0 | 2 | 0 | 0 | 1 | 0 | 0 | 2 | 2.0 |
| 23 | FOX, Parker | 8-0 | 68:08 | 8.5 | 4-8 | .500 | 0-0 | .000 | 6-11 | .545 | 3 | 9 | 12 | 1.5 | 11 | 0 | 6 | 4 | 5 | 1 | 14 | 1.8 |
| 5 | IHNEN, Isaiah | 8-1 | 77:29 | 9.7 | 2-11 | .182 | 1-9 | .111 | 1-4 | .250 | 6 | 5 | 11 | 1.4 | 8 | 0 | 0 | 4 | 3 | 1 | 6 | 0.8 |
| Team | | | | | | | | | | | 19 | 15 | 34 | | | | 3 | | | | | |
| Total | | 8 | 1600 | | 200-455 | .440 | 53-179 | .296 | 99-163 | .607 | 92 | 183 | 275 | 34.4 | 144 | 2 | 123 | 103 | 38 | 60 | 552 | 69.0 |
| Opponents | | 8 | 1600 | | 206-457 | .451 | 43-122 | .352 | 124-165 | .752 | 88 | 199 | 287 | 35.9 | 139 | 5 | 119 | 95 | 29 | 55 | 579 | 72.4 |

Team Statistics

| | MINN | OPP |
|------------------------|----------------|----------------|
| Scoring | 552 | 579 |
| Points per game | 69.0 | 72.4 |
| Scoring margin | -3.4 | - |
| Field goals-att | 200-455 | 206-457 |
| Field goal pct | .440 | .451 |
| 3 point fg-att | 53-179 | 43-122 |
| 3-point FG pct | .296 | .352 |
| 3-pt FG made per game | 6.6 | 5.4 |
| Free throws-att | 99-163 | 124-165 |
| Free throw pct | .607 | .752 |
| F-Throws made per game | 12.4 | 15.5 |
| Rebounds | 275 | 287 |
| Rebounds per game | 34.4 | 35.9 |
| Rebounding margin | -1.5 | - |
| Assists | 123 | 119 |
| Assists per game | 15.4 | 14.9 |
| Turnovers | 103 | 95 |
| Turnovers per game | 12.9 | 11.9 |
| Turnover margin | -1.0 | - |
| Assist/turnover ratio | 1.2 | 1.3 |
| Steals | 60 | 55 |
| Steals per game | 7.5 | 6.9 |
| Blocks | 38 | 29 |
| Blocks per game | 4.8 | 3.6 |
| Winning streak | 0 | - |
| Home win streak | 0 | - |
| Attendance | 33874 | 52993 |
| Home games-Avg/Game | 4-8469 | 4-13248 |
| Neutral site-Avg/Game | - | 0-0 |

Team Results

| Date | Opponent | | Score | Att. |
|------------|-----------------|---|-------|-------|
| 12/03/2023 | at Ohio St. | L | 74-84 | 10481 |
| 12/06/2023 | Nebraska | W | 76-65 | 6899 |
| 01/04/2024 | at Michigan | W | 73-71 | 10493 |
| 01/07/2024 | Maryland | W | 65-62 | 8583 |
| 01/12/2024 | at Indiana | L | 62-74 | 17222 |
| 01/15/2024 | Iowa | L | 77-86 | 8379 |
| 01/18/2024 | at Michigan St. | L | 66-76 | 14797 |
| 01/23/2024 | Wisconsin | L | 59-61 | 10013 |