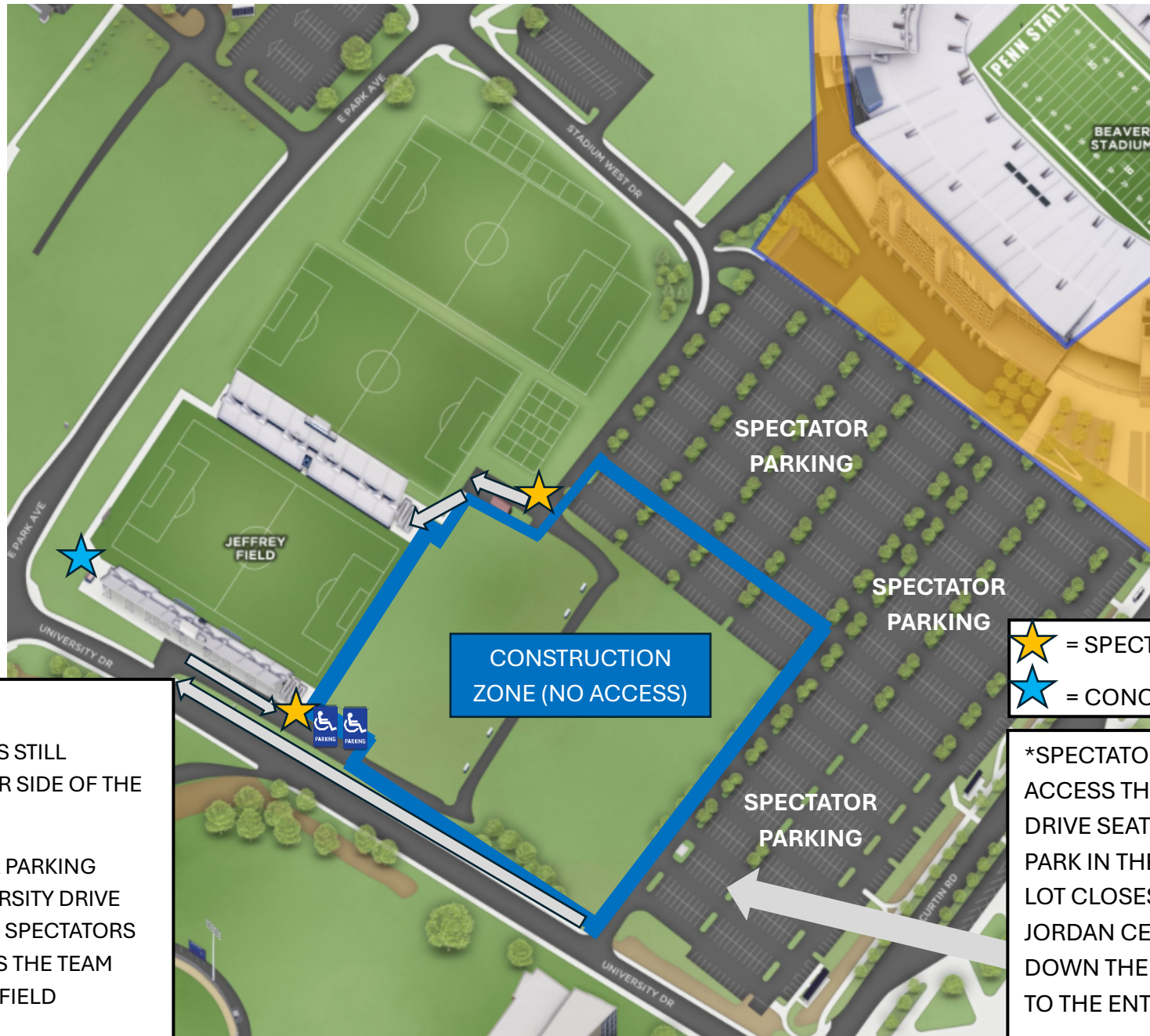


JEFFREY FIELD SPECTATOR INFORMATION



DUE TO CONSTRUCTION, THE GRASS AREA BEHIND THE SOUTH GOAL IS NOT AVAILABLE FOR SPECTATORS TO ACCESS



ADA ACCESSIBILITY:

ADA ACCESSIBILITY IS STILL AVAILABLE ON EITHER SIDE OF THE FACILITY.

THERE ARE TWO ADA PARKING SPOTS BY THE UNIVERSITY DRIVE SIDE ENTRANCE FOR SPECTATORS WANTING TO ACCESS THE TEAM BENCH SIDE OF THE FIELD BLEACHERS.

-  = SPECTATOR ENTRANCES
-  = CONCESSIONS STAND

*SPECTATORS THAT WANT TO ACCESS THE UNIVERSITY DRIVE SEATING AREA SHOULD PARK IN THE STADIUM WEST LOT CLOSEST TO THE BRYCE JORDAN CENTER AND WALK DOWN THE SIDEWALK TO GET TO THE ENTRANCE.