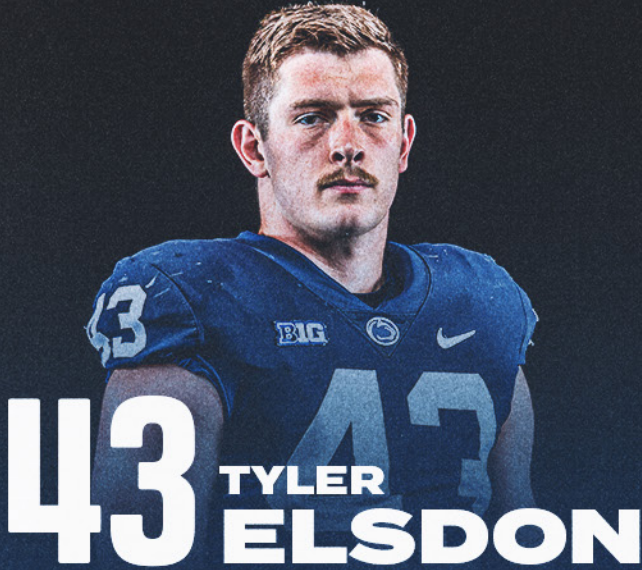


PENN STATE FOOTBALL

2024 MEDIA GUIDE



2024 NITTANY LION SENIORS



2024 NITTANY LION SENIORS



1
JAYLEN
REED



15
AMIN
VANOVER



92
SMITH
VILBERT



44
TYLER
WARREN



77
SAL
WORMLEY

2024 SCHEDULE



WEST VIRGINIA
8.31 | MORGANTOWN, WV



BOWLING GREEN
9.7 | BEAVER STADIUM



KENT STATE
9.21 | BEAVER STADIUM



ILLINOIS
9.28 | BEAVER STADIUM



UCLA
10.5 | BEAVER STADIUM



USC
10.12 | LOS ANGELES, CA



WISCONSIN
10.26 | MADISON, WI



OHIO STATE
11.2 | BEAVER STADIUM



WASHINGTON
11.9 | BEAVER STADIUM



PURDUE
11.16 | WEST LAFAYETTE, IN



MINNESOTA
11.23 | MINNEAPOLIS, MN



MARYLAND
11.30 | BEAVER STADIUM

HOME

AWAY



UNRIVALED PSECU
PENN STATE FOOTBALL



WE ARE

THE PENN STATE FOOTBALL MEDIA GUIDE

is prepared to assist the media in its coverage of the Nittany Lions. The official website is GoPSUsports.com. For additional information, the media may contact the Strategic Communications Office, 101-D Bryce Jordan Center, University Park, PA 16802. Telephone 814-865-1757; Fax: 814-863-3165. Office hours are 8 a.m. to 5 p.m. weekdays. Members of the staff also may be reached by e-mail or via cell phone.

CREDITS: The 2024 Penn State Football Yearbook was compiled by Greg Kincaid, Layout/Managing Editor; Zhane Anderson, Zach Osborne & Steve Love, Design & Layout; editorial assistance by Kristina Petersen, Paul Marboe, and Matt Rudisill. Printed by ThePrinters.com.

Current as of July 1, 2024.

PHOTO CREDITS: Mark Selders, Craig Houtz, Steve Manuel, Greg Grieco, Alli Harvey, Carl Kosola, Preston Mack, Giancarlo Pitocco, Destiny Rodriguez, Michael Sisak, Caleb Tyler, Jenn Vasinda, Amber Walser, AP Images, USA Today Sports Images, Campus Photography, Central Pennsylvania Convention & Visitors Bureau, Heather Crowder Photography, Louisville Sports Commission, Maryland Athletics, Penn State Department of Public Information, Penn State Health, Pennsylvania Ski Association, Wagner Photography, WDW Photo, NFL Properties, NFL Images (Perry Knotts), Arizona Cardinals, Buffalo Bills, Carolina Panthers, Chicago Bears (Bill Smith), Cincinnati Bengals, Cleveland Browns, Dallas Cowboys (James D. Smith), Detroit Lions, Denver Broncos, Green Bay Packers (Jim Biever), Jacksonville Jaguars, Kansas City Chiefs, Miami Dolphins, Minnesota Vikings, Oakland Raiders, Philadelphia Eagles, Pittsburgh Steelers, St. Louis Rams (Newman Lowrance), Los Angeles Chargers, San Francisco 49ers, Seattle Seahawks, Tampa Bay Buccaneers, Tennessee Titans and Washington Commanders.

U. Ed No. ICA-25-1

MAJOR SECTIONS

We Are Penn State.....	1-65
2024 Season Preview	66-79
2024 Player Bios.....	80-132
Coaching Staff.....	133-160
2023 Season Review	161-198
Records	199-246
Awards & Honors.....	247-290
History	291-335
Bowl History	336-360
Penn State University	361-370

Full table of contents available on page 66.



TABLE OF CONTENTS

GENERAL

- We Are...Penn State Football.....1-65
- Schedule.....67
- Quick Facts.....67
- Returners with Starting Experience...68-73
- 2024 Outlook Notes.....68-74
- 2024 Squad Breakdown.....75
- Roster.....76-77
- Pronunciation Guide.....77
- 2024 Big Ten Schedule.....78
- Opponent Information.....78
- 2024-25 Bowl Schedule.....79

PLAYER BIOS

- Returning Nittany Lion Bios.....80-123
- Nittany Lions Newcomer Bios.....124-132

PENN STATE FOOTBALL STAFF

- Head Coach James Franklin.....133-145
- Coaching Staff.....146-156
- Administrative & Support Staff....157-160

SEASON IN REVIEW

- 2023 Season in Review.....161-193
- Big Ten Conference.....194-198

RECORDS

- Rushing Records.....200-205
- Passing Records.....206-211
- Receiving Records.....212-215
- Total Offense Records.....216-217
- All-Purpose Records.....218-219
- Punt Return Records.....220-221
- Kickoff Return Records.....222-223
- Punting Records.....224-225
- Kicking Records.....226-227
- Scoring Records.....228-229
- Defensive Records.....230-232
- Interception Records.....233-234
- Team Year-by-Year Stats.....235-237
- Team Records & Streaks.....238-245
- Opponent Records.....246

AWARDS & HONORS

- National Awards.....248-251
- Postseason All-Star Games.....252-253
- All-Americans.....254-262
- Big Ten Honors.....263-267
- Team Awards.....268-269
- Hall of Fame Inductees.....270-271
- Hall of Fame Bios.....272-274

HISTORY

- All-Time Lettermen.....275-280
- Coaching History.....281-283
- Nittany Lions in the NFL.....284-290
- Beaver Stadium.....291-294
- Year-by-Year Record.....295-296
- Homecoming Games.....296
- Night Games.....297
- Television Appearances.....298-300
- Beaver Stadium Broadcasters.....300
- Year-by-Year Results.....301-307
- Penn State vs. Opponents.....308-315
- Poll History.....316-319
- Penn State vs. the Top 25.....320
- Dates in PSU Football History.....321-335

BOWL HISTORY

- Bowl History.....336
- Bowl Records.....337-342
- Bowl Recaps.....343-360

PENN STATE

- Penn State University.....361
- President Neeli Bendapudi.....362
- Director of Athletics Patrick Kraft.....363
- Athletics Department.....364
- Penn State Head Coaches.....365
- Penn State Athletics.....366-367
- Strategic Communications.....368-369
- Penn State Sports Network.....370



> QUICK FACTS

Location: University Park, Pa. 16802
Enrollment: 42,223 (undergraduate); 48,535 (UP overall)
Nickname: Nittany Lions
Colors: Blue & White
Stadium (Capacity): Beaver Stadium (106,572)
Stadium Surface: Natural Grass
Conference: Big Ten
President: Neeli Bendapudi
Vice President for Intercollegiate Athletics: Patrick Kraft
Deputy Athletic Director - External: Vinnie James
Football Coach: James Franklin
Associate Athletic Director/Chief of Staff: Kevin Threlkel
Director of Football Administration: Ben Kerr
Director of Football Research & Strategy: Will Reimann
Director of External Operations: Destiny Rodriguez
Penn State Athletics Website: GoPSUsports.com
Football Twitter Account: @PennStateFBall

> TEAM OVERVIEW

2023 Record: 10-3
2023 Big Ten Conference Record (finish): 7-2 (3rd East)
Lettermen Returning/Lost: 42/18
Starters Returning/Lost: 16/12
Additional Returnees with Starting Experience: 7

> COACHING STAFF

Head Football Coach: James Franklin
Franklin's Penn State Record: 88-39, 10 seasons
Franklin's Career Record: 112-54, 13 seasons
Franklin's Twitter: @coachjfranklin
Assistant Coaches:
Terry M. Smith – Associate Head Coach/
 Defensive Recruiting Coordinator/Cornerbacks
Ja'Juan Seider – Assistant Head Coach/
 Co-Offensive Coordinator/Running Backs
Tom Allen – Defensive Coordinator/Linebackers
Andy Kotelnicki – Offensive Coordinator
Justin Lustig – Special Teams Coordinator/
 Outside Linebackers/Nickels
Deion Barnes – Defensive Line
Marques Hagans – Offensive Recruiting Coordinator/
 Wide Receivers
Ty Howle – Co-Offensive Coordinator/Tight Ends
Anthony Poindexter – Co-Defensive Coordinator/Safeties
Phil Trautwein – Offensive Line

> STRATEGIC COMMUNICATIONS

Assistant AD for Football Communications and Content:
 Greg Kincaid (@GoPSUGreg)
 Kincaid Cell/Email: 814-753-2910/grk5016@psu.edu
Senior Associate AD of Communications and Content:
 Kristina Petersen (@GoPSUKris)
 Petersen Cell/Email: 814-883-4581/kap18@psu.edu
Assistant Director of Strategic Communications:
 Paul Marboe (@pmarboe33)
 Marboe Cell/Email: 814-777-7604/prm5118@psu.edu
Assistant Director of Strategic Communications:
 Matt Rudisill (@mrudy26)
 Rudisill Cell/Email: 610-844-7310/mpr5529@psu.edu
Strategic Communications Telephone: 814-865-1757
Strategic Communications Address:
 101-D Bryce Jordan Center
 University Park, PA 16802
Press Box Phone: 814-863-1121

> HISTORY

First Year of Football: 1887
All-Time Record: 930-409-42, 137 seasons, 7th in victories.
All-Time Big Ten Record: 162-94, 31 seasons
All-Time Bowl Record: 31-20-2, T-7th in bowl victories.
Years In Postseason Play: 53, 10th in bowl appearances.

2024 SCHEDULE

Aug.	31	at West Virginia Milan Puskar Stadium (60,000)	Noon FOX	Oct.	26	at Wisconsin * Camp Randall Stadium (80,321)	TBD TBD
Sept.	7	BOWLING GREEN Beaver Stadium	Noon BTN	Nov.	2	OHIO STATE * Beaver Stadium	TBD TBD
Sept.	21	KENT STATE Beaver Stadium	TBD TBD	Nov.	9	WASHINGTON * Beaver Stadium	TBD TBD
Sept.	28	ILLINOIS * Beaver Stadium	TBD TBD	Nov.	16	at Purdue * Ross-Ade Stadium (61,441)	TBD TBD
Oct.	5	UCLA * Beaver Stadium	TBD TBD	Nov.	23	at Minnesota * Huntington Bank Stadium (50,805)	TBD TBD
Oct.	12	at USC LA Memorial Coliseum (77,500)	TBD TBD	Nov.	30	MARYLAND * Beaver Stadium	TBD TBD

* - Big Ten Conference games

All games can be heard on the Penn State Sports Network and www.GoPSUsports.com.

2024 SEASON PREVIEW

RETURNERS WITH STARTING EXPERIENCE



15 DREW ALLAR

Jr. – Quarterback

Opened his collegiate career with 311 passing attempts without an interception, an FBS record, bettering Baylor's Robert Griffin III's 209 attempts in 2008...Joined Tennessee's Hendon Hooker (2022) as the only FBS quarterbacks ever to throw 25+ touchdown passes and 2 or less interceptions in a season...Posted a touchdown-to-interception ratio of 12.5-to-1, finishing second nationally behind Oregon's Bo Nix (15-to-1)...Tied for the Big Ten lead in passing touchdowns.

2023 Stats

Completions: 223; Attempts: 389; Yards: 2,631; TDs: 25; INTs: 2; Carries: 74; Yards: 206; Rush TDs: 4



13 KAYTRON ALLEN

Jr. – Running Back

Earned second-team All-Big Ten honors from the coaches and third-team from the media in 2023...Was Penn State's Offensive MVP along with Nicholas Singleton...Ranked fourth in the Big Ten in yards per carry (5.2), fifth in rushing yards (902) and tied for ninth in rushing touchdowns (6)...Has 1,769 career rushing yards, good for 21st all-time at Penn State...Owns four career 100-yard rushing games and three career games with multiple rushing touchdowns.

2023 Stats

Rushing Attempts: 172; Rushing Yards: 902; TDs: 6; Receptions: 14; Receiving Yards: 81; TDs: 1

51 HAKEEM BEAMON

R-Sr. – Defensive Tackle

Has appeared in 37 career games, making 18 starts overall...Named to Reese's Senior Bowl watch list prior to the 2023 season...Appeared in 13 games, making six starts...Finished with 11 tackles (7 solo), 1.5 tackles for loss, one sack and two quarterback hurries...Registered a solo sack, the first of his career, in the second quarter in the victory at Maryland (11/4)...Posted a half-tackle for loss in the Chick-fil-A Peach Bowl against Ole Miss.

2023 Stats

Tackles: 11; Tackles for Loss: 1.5; Sacks: 1.0



11 ABDUL CARTER

Jr. – Defensive End

Has played in 26 career games, making 19 starts...Made the switch from linebacker to defensive end following the 2023 season...Started all 13 games last season...Earned first-team All-Big Ten honors from the coaches and second-team from the media...Tabbed second-team All-American by Sports Illustrated...Named Penn State's Keystone Award winner on defense along with Kevin Winston Jr...Tabbed an FWAA Freshman All-American in 2022.

2023 Stats

Tackles: 48; Tackles for Loss: 5.5; Sacks: 4.5; Forced Fumbles: 1; Interceptions: 1; Pass Breakups: 5



2024 OUTLOOK NOTES

FORTY-TWO LETTERWINNERS AND 16 STARTERS RETURN FROM 2023

- Penn State returns 42 lettermen from last year's squad – 17 on offense, 22 on defense and three on special teams.
- The Nittany Lions return 16 starters – seven on offense, seven on defense and two on special teams.
- Seven additional returning Penn Staters have starting experience – three on offense and four on defense.

POSITION CHANGES

- Junior **Abdul Carter** made the switch to defensive end after spending the last two seasons as a linebacker.
- Redshirt freshman **Lamont Payne Jr.** moved to safety after playing cornerback during his true freshman season.
- Redshirt freshman **Karson Kiesewetter** is making the switch to safety after being a quarterback last season.
- Redshirt sophomore **Kolin Dinkins** will transition from safety after playing cornerback the previous two seasons.
- Redshirt senior **Feyisayo Oluleye**, who joined the program as a wide receiver a year ago, is now a cornerback.
- Redshirt sophomore **Mehki Flowers** made the switch to wide receiver after spending his first two seasons as a safety.

PENN STATE NUMBER CHANGES

- On offense, offensive linemen **J'ven Williams** (74) and wide receiver **Mehki Flowers** (80) will don new numbers.
- On defense, wearing new numbers will be safety **Kevin Winston Jr.** (2), cornerback **Zion Tracy** (7) and safety **Karson Kiesewetter** (28).

RETURNING STATISTICAL LEADERS FROM 2023

PASSING									
	Rating	C-A-I	Pct.	Yards	TD	LP	Avg./G		
Drew Allar	136.9	233-389-2	59.9	2631	25	75	202.4		
Beau Pribula	174.8	11-21-0	52.4	149	4	48	13.5		
RUSHING									
	Att.	Gain	Loss	Net	Avg./Att.	TD	LG	Avg./G	
Kaytron Allen	172	919	17	902	5.2	6	50	69.4	
Nicholas Singleton	171	776	24	752	4.4	8	24	57.8	
RECEIVING									
	No.	Yards	Avg./Rec.	TD	LG	Avg./G			
Tyler Warren	34	422	12.4	7	75	32.5			
Nicholas Singleton	26	308	11.8	2	53	23.7			
Harrison Wallace III	19	228	12.0	1	29	28.5			
DEFENSE									
	Solo	Assist	Total	TFL-Yds.	Sacks-Yds.	Int.-Yds.	PBU		
Kevin Winston Jr.	34	27	61	2.5-5	.	1-0	5		
Kobe King	39	20	59	6-18	1.5-5	.	.		
Abdul Carter	25	23	48	5.5-46	4.5-43	1-18	5		
Jaylen Reed	32	14	46	4-14	1-7	2-17	1		
Dominic DeLuca	17	12	29	4.5-14	1-5	2-61	3		
Dani Dennis-Sutton	17	9	26	6-33	3.5-29	.	1		
KICKOFF RETURNS									
	No.	Yards	Average	TD	LG				
Nicholas Singleton	13	313	24.1	0	51				
PUNT RETURNS									
	No.	Yards	Average	TD	LG				
Kaden Saunders	13	88	6.8	0	37				
PUNTING									
	No.	Yards	Average	LG	TB	FC	I-20	50+	Blk.
Riley Thompson	50	2290	45.8	56	2	22	17	15	0
KICKOFFS									
	No.	Yards	Average	TB	OB				
Gabriel Nwosu	76	4840	63.7	50	2				

RETURNERS WITH STARTING EXPERIENCE



2 LIAM CLIFFORD

R-Jr. – Wide Receiver

Has appeared in 25 career games, making one start...Played in 13 games with one start in 2023...Posted 13 receptions for 130 yards, with a long catch of 33 yards...The 33-yard grab came at Illinois (9/16) towards the end of the first half from Drew Allar, setting up a field goal...Tallied 89 yards on eight receptions, including a long catch of 20 yards, during his redshirt freshman season in 2022...Is a two-time Academic All-Big Ten honoree...Brother of former Penn State starting quarterback Sean Clifford.

2023 Stats

Receptions: 13; Receiving Yards: 130



33 DANI DENNIS-SUTTON

Jr. – Defensive End

Has appeared in 26 career games, making three starts...Named third-team All-Big Ten by the coaches and honorable mention by the media in 2023...Earned Academic All-Big Ten honors...Appeared in all 13 games, making three starts...Finished with 26 tackles (17 solo), six tackles for loss, 3.5 sacks, two forced fumbles, a fumble recovery, two quarterback hurries and a pass breakup...Named the coaching staff's Defensive Player of the Game (Indiana, 10/28).

2023 Stats

Tackles: 26; Tackles for Loss: 6.0; Sacks: 3.5; Forced Fumbles: 2; Fumble Recoveries: 1; Pass Breakups: 1

28 ZANE DURANT

Jr. – Defensive Tackle

Appeared in all 13 games in 2023, making 11 starts... Earned All-Big Ten honorable mention laurels from the media... Finished with 17 tackles (12 solo) to go along with 5.5 tackles for loss, two sacks, a fumble recovery and a quarterback hurry... Posted three tackles for loss at Northwestern (9/30), Penn State's first defensive tackle to record three or more tackles for loss against a Big Ten opponent since Curtis Cothran against Wisconsin in 2016.

2023 Stats

Tackles: 17; Tackles for Loss: 5.5; Sacks: 2.0; Fumble Recoveries: 1



48 TYLER DUZANSKY

R-Jr. – Long Snapper

Has appeared in 20 career games...Is a two-time Academic All-Big Ten honoree...Was Penn State's primary long snapper in all 13 games last season...Made six tackles (5 solo) on special teams...Led the nation in tackles by a long snapper... Penn State's punting unit ranked second in the Big Ten and sixth nationally in net punting (42.9)...Appeared in seven games during the 2022 season in reserve action behind Patrick Mannelly Award winner Chris Stoll.

2023 Stats

Games: 13; Starts: 13; Tackles: 6



2024 OUTLOOK NOTES

LIONS WELCOME 25 NEWCOMERS

- The Nittany Lions welcomed 25 student-athletes who signed National Letters of Intent to join the program.
- Sixteen of the signees enrolled this past January and participated in spring practice – defensive tackle **Liam Andrews**, cornerback **Antoine Belgrave-Shorter**, offensive lineman **Eagan Boyer**, wide receiver **Josiah Brown**, defensive tackle **De'Andre Cook**, offensive lineman **Cooper Cousins**, defensive tackle **T.A. Cunningham**, defensive tackle **Xavier Gilliam**, quarterback **Ethan Grunkemeyer**, defensive end **Jaylen Harvey**, linebacker **Kari Jackson**, running back **Quinton Martin Jr.**, cornerback **Jon Mitchell**, tight end **Luke Reynolds**, offensive lineman **Garrett Sexton** and safety **Vaboue Toure**.
- Enrolling into the program this summer were: offensive lineman **Caleb Brewer**, wide receiver **Tyseer Denmark**, wide receiver **Peter Gonzalez**, offensive lineman **Donnie Harbour**, safety **Dejuan Lane**, running back **Corey Smith**, linebacker **Anthony Specca**, defensive end **Mylachi Williams** and cornerback **Kenny Woseley Jr.**

TRANSFER ADDITIONS

- Penn State welcomed four scholarship transfer additions including wide receiver **Julian Fleming** (Ohio State), cornerback **A.J. Harris** (Georgia), cornerback **Jalen Kimber** (Florida) and offensive lineman **Nolan Rucci** (Wisconsin).
- Wide receiver **Logan Cunningham** (Marietta College), defensive end **Jordan Mayer** (Wisconsin) and kicker **Chase Meyer** (Tulsa) each joined the program as run-on transfers.

FRANKLIN ENTERS 11TH SEASON IN HAPPY VALLEY

- Penn State head coach **James Franklin** enters his 11th season leading the Nittany Lion Football program.
- Franklin's career head coaching record is 112-54 and is one of five active FBS coaches with a 66-plus winning percentage and 13-plus years coaching experience.
- Under Franklin's direction, Penn State has finished in the top 12 of the final College Football Playoff rankings in six of the last eight seasons, has earned berths in five New Year's Six bowl games with three wins and won the 2016 Big Ten Championship.
- Franklin is one of four current FBS coaches to lead his teams to a bowl game in 12 of their first 13 seasons and has guided Penn State to five New Year's Six bowls.
- Since 2014, Franklin's first season with the Nittany Lions, Penn State owns wins in three New Year's Six bowl games, joining Alabama, Clemson, Georgia, Ohio State and Oregon as the only FBS schools with three or more wins in that span.
- Of the 15 current coaches with 100 career wins at the FBS level, Franklin is one of six with all of their first 100 wins coming while coaching at a Power Four program.
- Forty-five Penn State players have been selected in the last seven NFL Drafts, the most for PSU in a seven-draft span since 1991-97 (45 players). In addition, five-plus Nittany Lions have been drafted in seven-consecutive years, the longest streak for PSU since 1978-84.
- Franklin has secured top-25 recruiting classes each of his last 12 seasons, including a top-5 class at Penn State in 2018 and the No. 6 class in 2022.

ALLEN ADDED AS DEFENSIVE COORDINATOR/LINEBACKERS COACH

- Tom Allen**, the 2020 AFCA National Coach of the Year and Big Ten Coach of the Year, enters his first season as Penn State's defensive coordinator and linebackers coach.
- Allen brings 32 years of coaching experience to Happy Valley after spending the last eight years at Indiana, including seven as head coach.
- At IU, Allen coached four defensive All-Americans and 35 All-Big Ten honorees, including six first-team selections.
- In a historic 2020 campaign, Allen's Indiana team was ranked for a program-record 10-straight weeks and found themselves in the top 10 six times. His squad, ranked as high as No. 7, finished No. 12 in the Associated Press poll, Indiana's highest end-of-year ranking since 1967.
- Allen joined the Hoosiers in 2016 as associate head coach/defense and led the biggest defensive turnaround in the nation, as he inherited a defense that was second to last among Power Five teams in passing yards allowed, third to last in total defense and scoring defense and fifth to last in first downs allowed the year prior to his arrival.
- In a schedule featuring four Top 10 opponents in 2016, Indiana held its opponents to 129.4 fewer total yards and 94.1 fewer passing yards per game from 2015, the nation's largest improvement.
- From 2015-17, the Hoosiers had the most improved defense nationally in total defense (-169.4) and passing defense (-134.1), the sixth-most improved in third-down defense (-12.2 percent) and the ninth-most improved in points per game allowed (-12.3 ppg).

2024 SEASON PREVIEW

RETURNERS WITH STARTING EXPERIENCE



43 TYLER ELSDON

Sr. – Linebacker

Has played in 39 career games in four seasons, making 13 starts... Is a three-time Academic All-Big Ten honoree... Appeared in 13 games on defense and special teams in 2023... Finished with 21 tackles (16 solo), a tackle for loss, a fumble recovery, two pass breakups and a quarterback hurry... Made 13 starts at middle linebacker in 2022... Recorded 44 tackles (25 solo), three tackles for loss, a sack, two quarterback hurries, a fumble recovery and a pass breakup.

2023 Stats

Tackles: 21; Tackles for Loss: 1.0; Fumble Recoveries: 1; Pass Breakups: 2



71 OLAIVAVEGA IOANE

R-So. – Offensive Line

Has played in 17 career games, making five starts at the guard position on the offensive line... Named All-Big Ten honorable mention by the media following the 2023 season... Earned Academic All-Big Ten honors... Appeared in 13 games, making five starts... Earned the coaching staff's Offensive Player of the Week (Iowa, 9/23)... Appeared in four games during his true freshman season in 2022... Is the lone Nittany Lion returnee from the state of Washington.

2023 Stats

Games: 13; Starts: 5

99 COZIAH IZZARD

Sr. – Defensive Tackle

Has played in 36 career games, making seven starts... Played in 11 contests a year ago, making 16 tackles, 3.5 tackles for loss, three sacks and forcing a fumble... Posted a career-high two sacks in the win at Illinois... Forced fumble came in the Indiana victory... Appeared in nine games in 2022... Made 10 tackles, including four tackles for loss, two sacks and a quarterback hurry... Posted three tackles for loss, two sacks and a forced fumble in 2021.

2023 Stats

Tackles: 16; Tackles for Loss: 3.5; Sacks: 3.0; Forced Fumbles: 1



91 DVON J-THOMAS

R-Sr.+ – Defensive Tackle

Has played in 43 career games, making 10 starts... Named an All-Big Ten honorable mention selection by the media in 2023... Earned the team's Ridge Riley Memorial Award along with Malick Meiga... Named to the Allstate Good Works Team and Wuerffel Trophy watch lists... Appeared in 13 games, making eight starts... Finished with 26 tackles (14 solo), five tackles for loss and a quarterback hurry... Also earned the team's Public Service Award during the 2022 season.

2023 Stats

Tackles: 26; Tackles for Loss: 5.0



2024 OUTLOOK NOTES

KOTELNICKI TASKED WITH LEADING PENN STATE OFFENSE

- **Andy Kotelnicki** joins the Nittany Lions after spending three seasons as Kansas' offensive coordinator, including the 2023 season as the associate head coach.
- He played a key role in the Kansas turnaround, winning 16 games in his first three seasons after the program reached 16 wins total in the previous nine seasons.
- Over the last three seasons, Kotelnicki's Kansas offense was explosive, ranking 12th in the country in 20+ yard plays (8.3%), 15th in 30+ yard plays (3.89%) and 11th in 40+ yard plays (2.12%) during that span.
- The Jayhawks scored 40+ points in nine games during the three-year window and 50+ points in five games. Kansas reached the 400 total yards mark in 20 games and 500 total yards in 11 games, while rushing for 200 yards in 16 games and 300 yards in three games.
- The Kansas offense was efficient in the red zone and on third downs over the last three seasons, ranking 11th in red zone touchdown percentage (68.24) and 16th in third down conversion percentage (44.9).
- In his third season with Kansas, Kotelnicki led an offense which ranked seventh in the nation in yards per completion (14.76), eighth in rushing offense (211.3), 13th in third down conversion percentage (48.1) and 17th in passing efficiency (158.6).
- KU sat eighth nationally in yards per play (7.01), yards per rush (5.51) and explosive plays (17.23%), and ninth in first down efficiency (56.4%) and rushing touchdowns per game (2.58).

LUSTIG TABBED LIONS' SPECIAL TEAMS COORDINATOR

- **Justin Lustig**, a 2022 Broyles Award nominee, enters his first season as Penn State's special teams coordinator, outside linebackers and nickels coach.
- Lustig spent three seasons at Vanderbilt, serving as special teams coordinator and tight ends coach. He was promoted from assistant head coach to associate head coach following the 2021 season.
- During his career, Lustig has mentored 53 all-conference selections, including the 2018 Lou Groza Award recipient Andre Szmyt at Syracuse, 2023 Ray Guy Award finalist Matthew Hayball with Vanderbilt and two-time All-SEC long snapper Wesley Schelling with the Commodores.
- As a team in 2023, Vanderbilt was one of 20 programs in the country to block multiple punts and finished 11th nationally in net punting.
- During his time at Syracuse, the Orange led the ACC in net punting in each of Lustig's first three years and finished in the top 10 in 2019 (3rd; 43.0) and 2017 (10th; 41.3).
- Syracuse's 2017 punt team was No. 4 in the country in punt return defense (2.7) and set the school season record for fewest opponent punt returns with nine. Additionally, SU led the conference in kickoff coverage.
- In 2019, the Orange ranked fifth in the FBS in punt return defense (1.7) and surrendered just 17 punt return yards.
- Lustig was the head coach at Edinboro in 2016, when he was named the D2Football.com Coach of the Year after inheriting an 0-11 team and leading the Fighting Scots to a 9-2 record, the biggest turnaround in Division II football history.

NINE BOWL TEAMS FEATURED ON 2024 SCHEDULE

- The Nittany Lions will face nine teams who participated in a bowl game during the 2023 campaign.
- Penn State opens the 2024 campaign against West Virginia, who earned a 30-10 victory over UNC in the Duke's Mayo Bowl.
- In week two, the Nittany Lions take on Bowling Green in Beaver Stadium, who fell to Minnesota in the Quick Lane Bowl, 30-24.
- Following a bye week, the second and third opponents of a four-game homestand will be Kent State on Sept. 21 and Illinois on Sept. 28.
- UCLA, who makes its trek to Happy Valley on Oct. 5, defeated Boise State, 35-22, in the LA Bowl last season.
- Penn State will travel to USC on Oct. 12 and take on the Spartans, who defeated Louisville, 42-28, in the DirecTV Holiday Bowl.
- Wisconsin, PSU's Oct. 26 opponent, fell to LSU, 35-21 in the ReliaQuest Bowl.
- Penn State welcomes Ohio State on Nov. 2 to Beaver Stadium, who fell to Missouri in the Goodyear Cotton Bowl Classic, 14-3.
- Washington will travel to University Park on Nov. 9. The Huskies defeated Texas, 37-31, in the CFP semifinals, and lost to Michigan, 34-13, in the title game.
- Penn State will have a two-game road stretch at Purdue on Nov. 16 and Minnesota on Nov. 23.
- The Nittany Lions will play host to Maryland to close out the regular season on Nov. 30. The Terrapins defeated Auburn in the TransPerfect Music City Bowl, 31-13.

RETURNERS WITH STARTING EXPERIENCE



41 KOBE KING

R-Jr. – Linebacker

Has appeared in 30 career games, making 11 starts at linebacker... Earned All-Big Ten honorable mention laurels from the coaches and media during the 2023 season... Played in all 13 games at middle linebacker, making 11 starts in 2023... Appeared in 13 games during the 2022 season... Made 41 tackles (20 solo), four tackles for loss, recovered a fumble and returned it for a touchdown, broke up three passes and added a quarterback hurry.

2023 Stats

Tackles: 59; Tackles for Loss: 6.0;
Sacks: 1.5; Fumble Recoveries: 1



5 CAM MILLER

Jr. – Cornerback

Has appeared in 24 career games, making one start... Appeared in all 13 games, making one start during the 2023 season... Earned Academic All-Big Ten honors... Ranked second among FBS cornerbacks with three sacks... Recorded two sacks against UMass (10/14), becoming Penn State's first defensive back to record multiple sacks in a game since Derek Bochna had two for the Nittany Lions at West Virginia in 1992... Played in 11 games as a true freshman in 2022.

2023 Stats

Tackles: 24; Tackles for Loss: 4.0; Sacks: 3.0;
Interceptions: 1; Pass Breakups: 3

56 JB NELSON

R-Sr. – Offensive Line

Has appeared in 15 games at Penn State, making eight starts... In his collegiate career, has played in 27 games, starting 18 games... Saw action in 11 games, making eight starts during the 2023 season... Earned All-Big Ten honorable mention laurels from the coaches and media in 2023... Earned the coaching staff's Offensive Player of the Week (Iowa, 9/23)... Appeared in four games during the 2022 season... Previously played at Lackawanna College, playing in 12 games and made 10 starts.

2023 Stats

Games: 11; Starts: 8



1 JAYLEN REED

Sr. – Safety

Has appeared in 34 career games, making 13 starts... Started all 13 games at safety in 2023... Earned 2023 All-Big Ten honorable mention laurels from the coaches and media... Made 46 tackles (32 solo), four tackles for loss, one sack, two interceptions and a pass breakup. Saw action in all 13 games in 2022... Posted 31 tackles (23 solo), two tackles for loss, three pass breakups and a quarterback hurry... Played in eight games as a true freshman in 2021.

2023 Stats

Tackles: 46; Tackles for Loss: 4.0; Sacks: 1.0;
Pass Breakups: 1



2024 OUTLOOK NOTES

POSITION OUTLOOK: QUARTERBACK

- Junior quarterback **Drew Allar** enters his second season as Penn State's signal-caller after completing 233-of-389 passes (59.9%) for 2,631 yards, 25 touchdowns and two interceptions in 2023.
- Allar, who earned All-Big Ten honorable mention laurels, opened his collegiate career with 311 passing attempts without an interception, an FBS record, bettering Baylor's Robert Griffin III's 209 attempts in 2008.
- He joined Tennessee's Hendon Hooker (2022) as the only FBS quarterbacks ever to throw 25+ touchdown passes and 2 or less interceptions in a season.
- The Medina, Ohio native posted a touchdown-to-interception ratio of 12.5-to-1, finishing second nationally behind Oregon's Bo Nix (15-to-1).
- Allar tied for the Big Ten lead in passing touchdowns (25; T-18th nationally), and finished second in points responsible for (176; T-26th), fourth in passing efficiency (136.9) and passing yards (2,631), and fifth in yards per pass attempt (6.76).
- Redshirt sophomore quarterback **Beau Pribula** appeared in 11 games in 2023, completing 11-of-21 passes for 149 yards and four touchdowns, while finishing with 329 rushing yards on 56 carries (5.9) and six touchdowns.
- Pribula, who posted two games with both a passing and rushing touchdown, was third among Big Ten quarterbacks in rushing yards (329) and rushing touchdowns (6).
- The York, Pa. native tied for seventh in a single season at Penn State in rushing touchdowns by a quarterback (6) and ninth in rushing yards (329).

POSITION OUTLOOK: RUNNING BACK

- Penn State returns two running backs who have each topped 1,750 career rushing yards in juniors **Nicholas Singleton** (1,813) and **Kaytron Allen** (1,769).
- The duo has combined for 3,582 rushing yards over a two-year span dating back to the start of the 2022 season.
- During the 2022 season, Allen (867) and Singleton (1,061) became the first true freshman teammates in Big Ten history each with 700 or more rushing yards in a single season.
- Singleton's 1,813 career rushing yards ranking 20th in Penn State history, and owns five career 100-yard rushing games, six career games with multiple rushing touchdowns and 16 career runs of 20+ yards.
- The Shillington, Pa. native earned third-team All-Big Ten honors from the coaches and media a year ago and was named Penn State's offensive MVP with Allen.
- Singleton ranked third in the Big Ten in all-purpose yards (105.6) and tied for fifth in rushing touchdowns (8).
- Allen's 1,769 career rushing yards are good for 21st all-time at Penn State, and he owns four career 100-yard rushing games and three career games with multiple rushing touchdowns.
- A native of Norfolk, Va., Allen earned second-team All-Big Ten honors from the coaches and third-team from the media after posting 902 yards on 172 carries (5.2) with six touchdowns.
- He ranked fourth in the Big Ten in yards per carry (5.2), fifth in rushing yards (902) and tied for ninth in rushing touchdowns (6).

POSITION OUTLOOK: WIDE RECEIVER

- PSU returns 91 games of experience in its wideout room.
- Redshirt sophomore **Harrison Wallace III** returns, having posted 34 catches for 434 yards and a score in his career.
- Wallace made 19 grabs for 228 yards and a touchdown last season in eight games of action, missing five due to injury.
- Senior **Julian Fleming** joined the Nittany Lions this spring, having spent the last three seasons at Ohio State, where he played in 31 games and started 21.
- Fleming ranked third in the Big Ten in yards per catch (15.7) and tied for seventh in receiving touchdowns (6) in 2023.
- Other receivers who have seen significant action in their careers include redshirt junior **Liam Clifford**, junior **Omari Evans** and redshirt sophomore **Kaden Saunders**.

POSITION OUTLOOK: TIGHT END

- The Nittany Lion tight end room is led by senior **Tyler Warren**, who returns after being named All-Big Ten third team by the coaches and honorable mention by the media a year ago.
- Warren has 49 career receptions for 606 yards and 11 touchdowns, while adding two rushing scores.
- He posted seven receiving touchdowns in 2023, tied for third in a season among Penn State tight ends.
- Warren's 422 receiving yards were fourth-most among Big Ten tight ends a year ago.
- Redshirt junior **Khalil Dinkins** returns, having played in 22 career games with three receiving touchdowns.
- Redshirt freshman **Andrew Rappleyea** saw action in three games as a true freshman in 2023.

2024 SEASON PREVIEW

RETURNERS WITH STARTING EXPERIENCE



66 DREW SHELTON

Jr. – Offensive Line

Has appeared in 20 career games, making six starts...Played in all 13 games in 2023, starting once...Shelton and the offensive line earned the coaching staff's Offensive Player of the Week (Iowa, 9/23)...Helped Penn State score on drives of 17, 10 15 and 12 plays against the Hawkeyes...The Nittany Lions held the ball for 13:26 of the third quarter and finished the game with 45:27 of possession...As a true freshman in 2022, appeared in seven games, making five starts at left tackle.

2023 Stats

Games: 13; Starts: 1



10 NICHOLAS SINGLETON

Jr. – Running Back

Has 1,813 career rushing yards, ranking 20th in Penn State history...Owns five career 100-yard rushing games...Has six career games with multiple rushing touchdowns...Has 16 career runs of 20+ yards...Ranked third in the Big Ten in all-purpose yards (105.6) and tied for fifth in rushing touchdowns (8) in 2023...Earned third-team All-Big Ten honors from the coaches and media as a running back and honorable mention honors from the coaches and media as a return specialist.

2023 Stats

Rushing Attempts: 171; Rushing Yards: 752; TDs: 8; Receptions: 26; Receiving Yards: 308; TDs: 2

95 RILEY THOMPSON

Jr. – Punter

Owns 43 career punts landing inside the 20-yard line and 14 inside the 10-yard line...Has just five touchbacks in 111 career punts and 30 career kicks of 50+ yards...Finished with a punting average of 48.8 in 2023, good for second all-time in a single season at Penn State...Was an All-Big Ten honorable mention selection by the coaches and media in 2023...Landed 17 punts inside the 20...Penn State ranked second in the Big Ten and sixth nationally in net punting (42.9).

2023 Stats

Punts: 50; Punting Yards: 2,290; Average: 45.8; 50+ Yard Punts: 15; Punts Inside 20: 17



92 SMITH VILBERT

R-Sr. – Defensive End

Has appeared in 19 career games, making one start...Recorded three sacks in the Outback Bowl vs. Arkansas (1/1/22), the most sacks by a Penn State player in a single game since 2019...The three sacks set a Penn State bowl record...In addition, the three sacks tied an Outback Bowl record, equaling the mark set by David Pollack (Georgia, 2005), Kalimba Edwards (South Carolina, 2001), Srecko Zizakovic (Ohio State, 1990) and Craig Ogletree (Auburn, 1990).

2023 Stats

Missed the season due to injury.



2024 OUTLOOK NOTES

POSITION OUTLOOK: OFFENSIVE LINE

- Four returning Nittany Lion offensive linemen own at least five career starts, including redshirt senior **Sal Wormley** (25), redshirt senior **JB Nelson** (8), redshirt sophomore **Olaivavega loane** (5) and junior **Drew Shelton** (5).
- Wormley, a two-time All-Big Ten honorable mention pick, has appeared in 29 games overall, and according to PFF, allowed just one sack in 406 pass plays a year ago.
- Nelson returns after being voted All-Big Ten honorable mention selection by the coaches and media in 2023.
- loane, a five-game starter in 2023, was named an All-Big Ten honorable mention selection by media.
- Shelton has appeared in 18 games and made five starts.
- Redshirt senior **Nick Dawkins** also brings experience to Penn State's offensive line, seeing action in 26 career games.
- Redshirt freshmen **Anthony Donkoh** (4 games), **J'ven Williams** (3 games) and **Chimdy Onoh** (2 games) each saw action on the offensive line as true freshmen in 2023.
- Penn State welcomed redshirt junior **Nolan Rucci** this spring, where he spent the previous three years at Wisconsin.

POSITION OUTLOOK: DEFENSIVE LINE

- Junior defensive end **Dani Dennis-Sutton**, an All-Big Ten third team selection by the coaches, returns for a third season and owns 43 tackles, 9.5 tackles for loss, 6.5 sacks, two forced fumbles, one fumble recovery, an interception and three pass breakups as a Nittany Lion.
- He finished the 2023 season with 26 tackles (17 solo), six tackles for loss, 3.5 sacks, two forced fumbles, a fumble recovery, two quarterback hurries and a pass breakup.

- Junior **Abdul Carter** made the switch from linebacker to defensive end this spring.
- Carter has appeared in 26 career games with 19 starts, and is a two-time All-Big Ten honoree, earning first-team laurels in 2023 and second-team in 2022.
- The Philadelphia native made 48 tackles (25 solo), 5.5 tackles for loss, 4.5 sacks, an interception, a forced fumble, five pass breakups and five quarterback hurries a year ago.
- Redshirt senior defensive tackle **Hakeem Beamon** returns and has totaled 37 tackles, nine tackles for loss, one sack and four pass breakups at Penn State.
- Redshirt senior defensive tackle **Dvon J-Thomas** was selected All-Big Ten honorable mention by the media in 2023, and brings valuable experience at defensive tackle, making 12 career starts in 43 appearances.
- Junior defensive tackle **Zane Durant** returns after being selected All-Big Ten honorable mention by media last year.
- Redshirt senior defensive ends **Amin Vanover** (29 games) and **Smith Vilbert** (19 games), along with defensive tackle **Coziah Izzard** (36 games) also bring valuable experience to the defensive line.

POSITION OUTLOOK: LINEBACKER

- The Nittany Lions bring back three linebackers who have four years of experience at Penn State and have seen significant action.
- Redshirt junior **Kobe King**, an 11-game starter and voted All-Big Ten honorable mention by the coaches and media in 2023, returns for a fourth season in Happy Valley.
- Senior **Tyler Elsdon** brings experience to the linebacking corps, having played in 39 career games with 13 starts.

- Redshirt junior **Dominic DeLuca**, a 2023 Burlsworth Trophy nominee, also returns for a fourth season after seeing significant time at linebacker last season, in addition to serving as a special teams captain.
- Sophomore **Tony Rojas** enters his second season after playing in all 13 games as a true freshman a year ago.

POSITION OUTLOOK: CORNERBACK

- Penn State returns four cornerbacks who have appeared in 53 career games for the Nittany Lions.
- Junior **Cam Miller** returns after appearing in 13 games with one start a year ago.
- Miller picked off a pass while adding four tackles for loss and three sacks in 2023. The three sacks ranked second among FBS cornerbacks.
- Sophomores **Zion Tracy** (13 games) and **Elliot Washington II** (10 games) return after seeing action in 23 combined games as true freshmen in 2023.
- Redshirt sophomore **Audavion Collins**, who appeared in six games last season, was named Penn State's Jim O'Hara Award winner, recognizing Penn State's spring MVP on defense.
- PSU welcomed two transfers in sophomore **A.J. Harris** (Georgia) and redshirt senior **Jalen Kimber** (Florida).
- Harris appeared in seven games as a true freshman in 2023 at Georgia.
- Kimber has appeared in 28 career games, and started in 11 contests last season at Florida.

RETURNERS WITH STARTING EXPERIENCE



6 HARRISON WALLACE III

R-Jr. – Wide Receiver

Has appeared in 24 career games, making six starts...Played in eight games in 2023, making six starts...Recorded career highs in receptions (7) and yards (72) in the win over West Virginia (9/2)...Hauled in four grabs for 67 yards and a touchdown in the Chick-fil-A Peach Bowl against Ole Miss...Score came on a 14-yard reception in the fourth quarter...During the 2022 season, appeared in 13 games, catching 19 passes for 273 yards and one touchdown, with a long reception of 48 yards.

2023 Stats

Receptions: 19; Receiving Yards: 228; TDs: 1



44 TYLER WARREN

Sr. – Tight End

Owns 11 career touchdown receptions, good for a tie for 18th all-time at Penn State and tied for fourth among Nittany Lion tight ends...Has appeared in 40 career games, making 15 starts...Owns 49 career receptions for 606 yards and the 11 touchdowns...Posted seven receiving touchdowns in 2023, tied for third in a single season among Penn State tight ends... Earned third-team All-Big Ten honors from the coaches and honorable mention from the media.

2023 Stats

Receptions: 34; Receiving Yards: 422; TDs: 7

2 KEVIN WINSTON JR.

Jr. – Safety

Has appeared in 25 career games, making 13 starts...Earned All-Big Ten honorable mention laurels from the coaches and media in 2023...Made a team-high 60 tackles in 13 starts...Made a career-high 12 tackles (5 solo) to go along with a half-tackle for loss against Michigan (11/11)...Registered six tackles (4 solo) and an interception, the first of his career, in the victory over Rutgers (11/18).

2023 Stats

Tackles: 60; Tackles for Loss: 2.5; Fumble Recoveries: 2; Interceptions: 1; Pass Breakups: 5



77 SAL WORMLEY

R-Sr.+ – Offensive Line

Has appeared in 30 career games, making 26 starts...Started all 13 games at right guard in 2023...Has earned All-Big Ten honorable mention laurels in each of the last two seasons... Wormley and the offensive line earned the coaching staff's Offensive Player of the Week (Iowa, 9/23)...Helped Penn State score on drives of 17, 10, 15 and 12 plays against the Hawkeyes... The Nittany Lions finished the game with 45:27 of possession.

2023 Stats

Games: 13; Starts: 13



2024 OUTLOOK NOTES

POSITION OUTLOOK: SAFETY

- The Nittany Lions return a wealth of experience at the safety position, with three players who have appeared in 25 or more career games.
- Senior **Jaylen Reed** has appeared in 34 career games and started all 13 games a year ago.
- Reed earned All-Big Ten honorable mention laurels from the coaches and media in 2023.
- Junior **Kevin Winston Jr.** owns 25 career appearances in two seasons and made 13 starts one season ago.
- Winston was a 2023 All-Big Ten honorable mention selection by the coaches and media, leading the team with 60 tackles.
- Redshirt junior **Zakee Wheatley** has 29 career appearances and has a hand in three career takeaways (2 interceptions, 1 forced fumble).

POSITION OUTLOOK: SPECIALISTS

- Junior punter **Riley Thompson** returns for a second season in Happy Valley, after earning All-Big Ten honorable mention laurels from the coaches and media in 2023.
- Thompson finished fourth in the Big Ten and 12th nationally in punting average (45.8), while PSU ranked second in the Big Ten and sixth nationally in net punting (42.9).
- Redshirt junior **Tyler Duzansky**, who led the nation in tackles by a long snapper (6) last season, returns for a second season as Penn State's primary long snapper.
- Redshirt junior **Gabriel Nwosu** has handled kickoff duties in 21 career games.
- Penn State returns redshirt sophomore **Sander Sahaydak** and redshirt freshman **Ryan Barker** at the kicker position.

2024 GAME THEMES

- The nationally-recognized Penn State White Out is scheduled for Nov. 9 against Washington, while the Penn State Stripe Out will take place on Oct. 5 against UCLA and the Helmet Stripe happening on Nov. 2 against Ohio State.

2024 Penn State Football Game Themes:

Sept. 7 – Bowling Green
THON Game; Spirit Day; Youth Sports Day

Sept. 21 – Kent State
Military Appreciation Day

Sept. 28 – Illinois
Homecoming

Oct. 5 – UCLA
Penn State Stripe Out; All-U Day

Nov. 2 – Ohio State
Helmet Stripe

Nov. 9 – Washington
Penn State White Out

Nov. 30 – Maryland
Senior Day

SIXTEEN PENN STATE LETTERMEN MAKE THEIR RETURN

- Sixteen Penn State Football Lettermen are either a member of Penn State Football's staff or athletic department staff.
- This group includes **Deion Barnes** (Defensive Line), **Ty Howle** (Co-Offensive Coordinator/Tight Ends), **Terry Smith** (Associate Head Coach/Defensive Recruiting Coordinator/Cornerbacks), **Torrence Brown** (Defensive Graduate Assistant), **Jordan Lucas** (Defensive Graduate Assistant), **Dan Connor** (Defensive Analyst), **Jordan Hill** (Director of Life Skills), **Andrew Nelson** (Director of Performance Science), **Tyrone Smith** (Assistant Director of Athletic Performance), **Alan Zemaitis** (Recruiting Coordinator), **Todd Kulka** (Director Of Football Academic Services), **Wally Richardson** (Director of the Football Letterman's Club), **Omar Easy** (Assistant AD for the Brand Academy), **Michael Mauti** (Associate Director of Development), **Bobby White** (Assistant AD for Premium Seating) and **Dan Vasey** (Assistant Director of High Performance).
- Associate head coach/cornerbacks coach **Terry M. Smith** was a three-year starter at wide receiver from 1989-91.
- Co-offensive coordinator and tight Ends Coach **Ty Howle** was a four-year letterwinner on the Penn State offensive line from 2009-13. He played in 47 career games.
- Defensive line coach **Deion Barnes** made 31 starts at PSU from 2012-14. In 2014, he tallied 12.5 tackles for loss and six sacks. He led PSU with 10 tackles for loss and six sacks in 2012 to earn consensus freshman All-American honors.
- Defensive graduate assistant **Torrence Brown** was a three-year letterman on the defensive line for PSU (2015-17). He appeared in 30 career games, making seven starts.

2024 OUTLOOK NOTES

SIXTEEN PENN STATE LETTERMEN MAKE THEIR RETURN (CONTINUED)

- Defensive graduate assistant **Jordan Lucas** was a reliable member of the defensive backfield during his Penn State career, appearing in 46 games (2012-15).
- Defensive analyst **Dan Connor** was a two-time first-team All-America linebacker for Penn State in 2006 and 2007, the 14th Nittany Lion to be named a two-time first-team All-American. He finished his career as Penn State's all-time leader with 419 tackles.
- Director of performance science **Andrew Nelson** was a four-year letterwinner on the offensive line for Penn State (2014-17) and appeared in 33 games, making 28 starts.
- Assistant director of performance enhancement **Tyrone Smith** was a defensive tackle for Penn State and lettered during the 2014 season.
- Director of life skills **Jordan Hill** lettered at Penn State from 2009-12 and finished his Penn State career with 171 total tackles, including 9.5 sacks. He posted a 64-tackle, 4.5-sack season his senior year and was named first-team All-Big Ten for his efforts in 2012.
- Recruiting coordinator **Alan Zemaitis** was a three-time All-Big Ten selection for the blue and white from 2002-05. Zemaitis sits tied fifth all-time at Penn State with 12 career interceptions. He also holds fifth all-time at Penn State with 46 passes defended. Zemaitis helped the Nittany Lions to a Big Ten Championship in 2005.
- Director of Football Academic Services **Todd Kulka** lettered as a linebacker and graduated in 1995. He helped Penn State to a 9-3 record and an Outback Bowl victory in 1995.
- Director of the Football Letterman's Club **Wally Richardson** was a four-year letterman as a quarterback in 1992 and 1994-96. Richardson ranks 12th all-time at Penn State with 4,419 career passing yards. He also sits eighth all-time with 378 completions and 12th all-time with 27 touchdown passes.
- Assistant athletic director for the brand academy **Omar Easy** lettered for the Nittany Lions from 1999 to 2001 and spent time in the NFL with the Kansas City Chiefs and Oakland Raiders.
- Associate Director of Development **Michael Mauti** was a four-year letterwinner for the Nittany Lions and the Big Ten linebacker of the year and a first-team All-American in 2012.
- Assistant AD for Premium Seating **Bobby White** was Co-Captain of the 1986 National Championship Penn State Football team.
- Assistant director of high performance **Dan Vasey** had a five-year career as a defensive end with the Nittany Lions from 2017 to 2021.

TRUSTEES APPROVE BEAVER STADIUM RENOVATION PLANS

- The Penn State Board of Trustees on May 21 approved in investing in the renovation of Beaver Stadium, which will grow revenue-generating opportunities, transform the fan and community experience, and fuel the future funding for all 31 athletics programs at Penn State.
- The approved renovations will enable year-round use of Beaver Stadium, further driving economic growth and development in the surrounding region.
- Since January 2024, when the initial expenditure for the Beaver Stadium renovation was approved, steps have been underway at the stadium and will continue leading up to the 2024 college football season.
- Initial construction has prioritized safety and accessibility through the widening of select concourses and the installation of new escalators, as well as field lighting performance and videoboard replacements.
- Winterization work also is ongoing, which entails the insulation of pipes and other upgrades to allow the building to be occupied when temperatures are below freezing, giving Penn State the ability to host a College Football Playoff game beginning in 2024 and other potential events beyond Penn State football games in the winter months.
- After the 2024 season, the project plans encompass three distinct phases over the course of the next three football offseasons and will offer a new mix of seating options and improved amenities, such as restrooms and concessions.
- A new welcome center is planned for the community that will include a 21,000-square-foot facility for events and many other uses, serve as a connection point for all in the community, and augment enrollment efforts for prospective students and future student-athletes.
- The campus visit experience continues to be one of the most important drivers for prospective students, and the new center enables customization by leveraging technology to create visits that are personalized, immersive and showcase Penn State's areas of distinction.

FUTURE PENN STATE OPPONENTS

- On October 5, 2023, the Big Ten announced conference opponents for the 2025 to 2028 seasons.
- The 2025-28 opponents for Penn State are listed below.

2025

Home: Indiana, Nebraska, Northwestern, Oregon
Away: Iowa, Michigan State, Ohio State, Rutgers, UCLA

2026:

Home: Minnesota, Purdue, Rutgers, USC, Wisconsin
Away: Maryland, Michigan, Northwestern, Washington

2027:

Home: Maryland, Michigan, Michigan State, Washington
Away: Illinois, Indiana, Oregon, Purdue, Wisconsin

2028:

Home: Indiana, Iowa, Ohio State, Oregon, UCLA
Away: Michigan State, Nebraska, Rutgers, USC

POSŁUSZNY TABBED A COLLEGE FOOTBALL HALL OF FAMER

- Penn State national award winner and two-time first-team All-America linebacker **Paul Posluszny** has been elected to the College Football Hall of Fame as part of the 2024 class.
- Posluszny will be inducted to the Hall of Fame December 10, 2024 at the 66th National Football Foundation (NFF) Annual Awards Dinner in Las Vegas.
- Posluszny is the 27th member (21 players, 6 coaches) of the Penn State football family to be elected to the College Hall of Fame. Linebacker LaVar Arrington was the most recent player inductee in 2022.
- Posluszny, an outside linebacker for the Nittany Lions, was a first-team All-American in 2005 and 2006.
- A native of Aliquippa, Pennsylvania, he was selected a first-team honoree by the Associated Press, Football Writers Association of America, Sporting News and Walter Camp Football Foundation in 2005 and the Associated Press and Walter Camp Football Foundation in 2006.
- Posluszny became just the second two-time winner of the Chuck Bednarik Award, presented to the nation's top defensive player, in 2006.
- In 2005, he also won the Butkus Award, presented to the nation's top linebacker and was a finalist for the 2006 honor.

CARTER AND DOZIER ON COLLEGE FOOTBALL HALL OF FAME BALLOT

- Penn State lettermen **Ki-Jana Carter** and **D.J. Dozier** have been selected as a part of the national ballot for the National Football Foundation's College Hall of Fame's Class of 2025.
- A native of Westerville, Ohio, Carter was selected a first-team All-American during the 1994 campaign.
- He staked a claim to being one of the most decorated Penn State running backs of all time with a junior season in which he was fourth nationally in rushing (139.9), second in scoring (10.8 ppg) and fifth in all-purpose yardage (158.4). Carter led the Big Ten Conference in all three categories.
- Carter's 7.8 yards per carry easily was the best among the nation's Top 25 rushers.
- A tailback, Dozier matriculated to Happy Valley from Virginia Beach, Va. and earned first team All-America honors from the Walter Camp Football Foundation in 1986.
- Dozier is the only Nittany Lion to lead the team in rushing four consecutive seasons, doing so from 1983-86, and ranks No. 5 on the school career rushing yardage list with 3,227 yards, scoring 25 touchdowns and averaging 5.2 yards per attempt.
- Dozier gained 1,002 yards as a freshman and tallied 811 yards and scored 10 touchdowns as a senior and one of the instrumental players on the Nittany Lions' 12-0 squad.

2024 SQUAD BREAKDOWN

LETTERMEN RETURNING FROM 2023 (42)

Offense (17)

Quarterback	Drew Allar, Beau Pribula
Offensive Line	Nick Dawkins, Anthony Donkoh, Olaivavega Ioane, JB Nelson, Dominic Rulli, Drew Shelton, Sal Wormley
Tight End	Khalil Dinkins, Tyler Warren
Running Back	Kaytron Allen, Nicholas Singleton
Receiver	Liam Clifford, Omari Evans, Kaden Saunders, Harrison Wallace III

Defense (22)

End	Abdul Carter, Dani Dennis-Sutton, Zuriah Fisher, Amin Vanover
Tackle	Kaleb Artis, Hakeem Beamon, Zane Durant, Dvon J-Thomas, Coziah Izzard
Linebacker	Dominic DeLuca, Tyler Elsdon, Kobe King, Tony Rojas, Keon Wylie
Cornerback	Cam Miller, Zion Tracy, Elliot Washington II
Safety	Kolin Dinkins, Jaylen Reed, Zakee Wheatley, Kevin Winston Jr.

Special Teams (3)

Long Snapper	Tyler Duzansky
Punter	Riley Thompson
Kickoffs	Gabriel Nwosu

OTHER RETURNING LETTERMEN (1)

Defense (1)

End	Smith Vilbert
------------	---------------

LETTERMEN LOST FROM 2023 (18)

Offense (9)

Offensive Line	Olumuyiwa Fashanu, Hunter Nourzad, Caedan Wallace
Tight End	Theo Johnson
Running Back	Trey Potts
Receiver	Dante Cephas, KeAndre Lambert-Smith, Malik McClain, Malick Meiga

Defense (8)

End	Adisa Isaac, Chop Robinson
Tackle	Jordan van den Berg
Linebacker	Curtis Jacobs
Cornerback	Johnny Dixon, Daequan Hardy, Kalen King
Safety	King Mack

Special Teams (1)

Kicker	Alex Felkins
---------------	--------------

STARTERS BREAKDOWN

STARTERS RETURNING (16)

(Number of 2023 starts in parenthesis)

Offense (7): Drew Allar, QB (13); Kaytron Allen, RB (7); JB Nelson, OL (8); Nicholas Singleton, RB (7); Harrison Wallace III, WR (6); Tyler Warren, TE (12); Sal Wormley, OL (13)

Defense (7): Hakeem Beamon, DT (6); Abdul Carter, DE (13); Zane Durant, DT (12); Dvon J-Thomas, DT (8); Kobe King, LB (11); Jaylen Reed, S (12); Kevin Winston Jr., S (13)

Specialists (2): Tyler Duzansky, LS (13); Riley Thompson, P (13)

STARTERS LOST (12)

(Number of 2023 starts in parenthesis)

Offense (6): Dante Cephas, WR (6); Olumuyiwa Fashanu, OL (12); Theo Johnson, TE (13); KeAndre Lambert-Smith, WR (12); Hunter Nourzad, OL (13); Caedan Wallace, OL (13)

Defense (5): Johnny Dixon, CB (11); Adisa Isaac, DE (13); Curtis Jacobs, LB (13); Kalen King, CB (12); Chop Robinson, DE (10)

Specialists (1): Alex Felkins, K (12)

OTHER RETURNEES WITH STARTING EXPERIENCE (7)

(Number of career starts in parenthesis)

Offense (3): Liam Clifford, WR (1); Olaivavega Ioane, OL (5); Drew Shelton, OL (6)

Defense (4): Dani Dennis-Sutton, DE (3); Tyler Elsdon, LB (13); Coziah Izzard, DT (7); Cam Miller, CB (1); Smith Vilbert, DE (1)

2024 LETTERMEN AT A GLANCE

Offense	Returning:	17	Lost:	9
Defense	Returning:	22	Lost:	8
Specialists	Returning:	3	Lost:	1
Total	Returning:	42	Lost:	18

2024 STARTERS AT A GLANCE

Offense	Returning:	7	Lost:	6
Defense	Returning:	7	Lost:	5
Specialists	Returning:	2	Lost:	1
Total	Returning:	16	Lost:	12



Redshirt junior offensive lineman Nick Dawkins



Redshirt junior safety Zakee Wheatley

2024 SEASON PREVIEW

2024 ROSTERS

NUMERICAL ROSTER

0	DeLuca, Dominic **	LB
1	Reed, Jaylen ***	S
2	Clifford, Liam **	WR
2	Winston Jr., Kevin **	S
3	Fleming, Julian	WR
3	Kimber, Jalen	CB
4	Denmark, Tyseer	WR
4	Harris, A.J.	CB
5	Evans, Omari **	WR
5	Miller, Cam **	CB
6	Wallace III, Harrison **	WR
6	Wheatley, Zakee **	S
7	Saunders, Kaden *	WR
7	Tracy, Zion *	CB
8	Johnson, Tyler	WR
8	Nelson, DaKaari	S
9	Pribula, Beau *	QB
10	Lane, Dejuan	S
10	Singleton, Nicholas **	RB
11	Carter, Abdul **	DE
12	Ivey, Anthony	WR
12	Mitchell, Jon	CB
13	Allen, Kaytron **	RB
13	Rojas, Tony *	LB
14	Mills, Tyrece	S
14	Smolik, Jaxon	QB
15	Allar, Drew **	QB
15	Vanover, Amin **	DE
16	Dinkins, Khalil *	TE
16	Washington II, Elliot *	CB
17	Grunkemeyer, Ethan	QB
17	Woseley Jr., Kenny	CB
18	Schlaffer, Joey	TE
19	Brown, Josiah	WR
19	Lambert, Jack	QB
20	Williams, Mylachi	DE
21	Toure, Vaboue	S
23	Belgrave-Shorter, Antoine	CB
24	Robinson, Ta'Mere	LB
24	Smith, Corey	RB
25	Martin Jr., Quinton	RB
26	Wallace, Cam	RB
27	Payne Jr., Lamont	S
28	Durant, Zane **	DT
28	Kiesewetter, Karson	S
29	Collins, Audavion	CB
30	Davis, Amiel	RB
30	Jackson, Kari	LB
31	Cunningham, Logan	WR
31	Dinkins, Kolin *	S
32	Wylie, Keon *	LB
33	Dennis-Sutton, Dani **	DE
34	Holzworth, Tyler	RB
35	Sokach-Minnick, Blaise	LS
36	Fisher, Zuriah **	DE
36	Oluleye, Feyisayo	CB
37	Dee, Beckham	LB
38	Yates, Winston	LB
39	Blanding, Ty	DT
39	Green, Jashaun	S
40	Specia, Anthony	LB
40	Williams, Patrick	S
41	King, Kobe **	LB

ALPHABETICAL ROSTER

No.	Name	Pos.	Elig.	Ht.	Wt.	High School/High School Coach/Last School	Hometown
15	Allar, Drew **	QB	Jr.	6-5	238	Medina/Larry Laird	Medina, Ohio
13	Allen, Kaytron **	RB	Jr.	5-11	229	IMG Academy (Fla.)/Pepper Johnson	Norfolk, Va.
90	Andrews, Liam	DT	Fr.	6-4	260	Dexter School/Casey Day	Brookline, Mass.
58	Artis, Kaleb *	DT	R-So.	6-4	323	St. Francis Prep/Rich Carroll	Westbury, N.Y.
94	Barker, Ryan	K	R-Fr.	6-2	195	Kennett/Lance Fraizer	Landenberg, Pa.
51	Beamon, Hakeem ***	DT	R-Sr.+	6-3	285	Manchester/Tom Hall	Midlothian, Va.
23	Belgrave-Shorter, Antoine	CB	Fr.	6-0	194	Mandarin/Toby Bullock	Jacksonville, Fla.
63	Birchmeier, Alex	OL	R-Fr.	6-5	299	Broad Run/Myron Curtis	Ashburn, Va.
82	Black, Ethan	WR	R-Fr.	5-9	175	Conemaugh Township/Tony Penna	Davidsville, Pa.
39	Blanding, Ty	DT	R-Fr.	6-1	286	Christ the King/Jason Brown	Bronx, N.Y.
67	Boehme, Henry	OL	R-Fr.	6-5	283	Mountain Brook/Chris Yeager	Birmingham, Ala.
64	Boyer, Eagan	OL	Fr.	6-8	273	Hough/DeShawn Baker	Cornelius, N.C.
73	Brewer, Caleb	OL	Fr.	6-4	279	Wyomissing/Bob Wolfram	Reading, Pa.
19	Brown, Josiah	WR	Fr.	5-11	175	Malverne/Kito Lockwood	Malverne, N.Y.
11	Carter, Abdul **	DE	Jr.	6-3	259	La Salle College High School/John Steinmetz	Philadelphia, Pa.
49	Chizmar, Ben	LB	R-Jr.	6-0	224	Mars Area/Scott Heinauer	Gibsonia, Pa.
2	Clifford, Liam **	WR	R-Jr.	6-1	205	St. Xavier/Steve Specht	Maineville, Ohio
29	Collins, Audavion	CB	R-So.	5-11	178	Newton/Camiel Grant/Mississippi State	Covington, Ga.
94	Cook, De'Andre	DT	Fr.	6-4	286	Friendship Collegiate Academy/Michael Hunter	Washington, D.C.
50	Cousins, Cooper	OL	Fr.	6-6	315	McDowell/Brad Orlando	Erie, Pa.
88	Cross, Jerry	TE	R-So.	6-5	268	Rufus King/Thomas Wozniak	Milwaukee, Wis.
31	Cunningham, Logan	WR	R-So.	5-8	189	Belle Vernon/Matt Humbert/Marietta College	Belle Vernon, Pa.
97	Cunningham, T.A.	DT	Fr.	6-5	280	Grayson/Jim Rowell	Atlanta, Ga.
30	Davis, Amiel	RB	R-Jr.	6-0	214	Eastern Regional/John Doherty/Marist College	Voorhees, N.J.
53	Dawkins, Nick **	OL	R-Sr.	6-4	298	Parkland/Tim Moncman	Allentown, Pa.
37	Dee, Beckham	LB	Fr.	6-1	231	Mount Lebanon/Mike Collodi	Pittsburgh, Pa.
0	DeLuca, Dominic **	LB	R-Jr.	6-1	228	Wyoming Area/Randy Spencer	West Pittston, Pa.
4	Denmark, Tyseer	WR	Fr.	5-10	177	Imhotep Charter/Devon Johnson	Philadelphia, Pa.
33	Dennis-Sutton, Dani **	DE	Jr.	6-5	272	McDonogh School (Md.)/Hakeem Sule	Millsboro, Del.
75	Detisch, Matt	OL	R-So.	6-6	285	Mars Area/Scott Heinauer	Mars, Pa.
16	Dinkins, Khalil *	TE	R-Jr.	6-4	253	North Allegheny/Art Walker	Wexford, Pa.
31	Dinkins, Kolin *	S	R-So.	6-2	203	North Allegheny/Art Walker	Wexford, Pa.
68	Donkoh, Anthony *	OL	R-Fr.	6-5	336	Lightridge/Bobby Evenson	Aldie, Va.
92	Dufault, Andrew	LS	Fr.	6-1	232	Xaverian Brothers/Al Fornaro	Westwood, Mass.
28	Durant, Zane **	DT	Jr.	6-1	290	Lake Nona/Anthony Paradiso	Lake Nona, Fla.
48	Duzansky, Tyler *	LS	R-Jr.	6-4	217	St. Francis Prep/Bob McMillen	Glen Ellyn, Ill.
43	Elsdon, Tyler ***	LB	Sr.	6-2	232	North Schuylkill/Wally Hall	Fracville, Pa.
86	Estrella, Jason	WR	R-Jr.	6-2	193	Liberty/John Truby	Bethlehem, Pa.
5	Evans, Omari **	WR	Jr.	6-0	190	Shoemaker/Toby Foreman	Killeen, Texas
36	Fisher, Zuriah **	DE	R-Sr.	6-3	254	Aliquippa/ Mike Warfield	Aliquippa, Pa.
65	Fitzgerald, Jim	OL	R-So.	6-7	311	Archbishop Spalding/Kyle Schmitt	Severna Park, Md.
3	Fleming, Julian	WR	Sr.	6-2	206	Southern Columbia/Jim Roth/Ohio State	Catawissa, Pa.
80	Flowers, Mehki	WR	R-So.	6-0	186	Central Dauphin East/Lance Dean	Harrisburg, Pa.
50	Ford Jr., Alonzo	DT	R-Sr.	6-2	319	Varina/Marcus Lewis/Old Dominion	Richmond, Va.
89	Furmanek, Finn	TE	R-Fr.	6-3	242	State College Area/Matt Lintal	State College, Pa.
54	Gilliam, Xavier	DT	Fr.	6-2	306	Quince Orchard/John Kelley	Montgomery Village, Md.
84	Gonzalez, Peter	WR	Fr.	6-2	203	Pittsburgh Central Catholic/Ryan Lehmeier	Mars, Pa.
39	Green, Jashaun	S	R-So.	6-1	171	State College Area/Matt Lintal	State College, Pa.
96	Groh, Mitchell	P	R-Jr.	6-1	191	Dallastown Area/Ron Miller	Dallastown, Pa.
17	Grunkemeyer, Ethan	QB	Fr.	6-2	207	Olentangy/Wade Bartholomew	Lewis Center, Ohio
57	Harbour, Donnie	OL	Fr.	6-3	329	Catholic Memorial/Bill Young	Milwaukee, Wis.
4	Harris, A.J.	CB	So.	6-1	191	Central/Patrick Nix/Georgia	Phenix City, Ala.
44	Harvey, Jaylen	DE	Fr.	6-2	263	Quince Orchard/John Kelley	Gaithersburg, Md.
54	Harvie, Ian	OL	R-So.	6-2	256	Spring-Ford/Chad Brubaker	Royersford, Pa.
34	Holzworth, Tyler	RB	R-Jr.	6-0	221	Delaware Valley Regional/Keith Olsommer/Delaware Valley	Milford, N.J.
71	Ioane, Olaiavavega *	OL	R-So.	6-4	346	Graham-Kapowsin/Eric Kurl	Graham, Wash.
12	Ivey, Anthony	WR	R-So.	5-11	186	Manheim Township/Mark Evans	Lancaster, Pa.
99	Izzard, Coziah ***	DT	Sr.	6-3	310	DeMatha Catholic/Bill McGregor	Columbia, Md.
91	J-Thomas, Dvon ***	DT	R-Sr.+	6-1	304	McDonogh School/Hakeem Sule	Burtonsville, Md.
30	Jackson, Kari	LB	Fr.	6-1	246	West Bloomfield/Zach Hilbers	West Bloomfield, Mich.
8	Johnson, Tyler	WR	R-So.	6-0	185	Magna Vista/Joe Favero	Martinsville, Va.
28	Kiesewetter, Karson	S	R-Fr.	5-10	191	Bishop Guilfoyle/Justin Wheeler	Altoona, Pa.
3	Kimber, Jalen	CB	R-Sr.	6-0	188	Mansfield Timberview/James Brown/Florida/Georgia	Merrillville, Ind.
41	King, Kobe **	LB	R-Jr.	6-1	251	Cass Tech/Thomas Wilcher	Detroit, Mich.
19	Lambert, Jack	QB	R-Fr.	6-3	204	Topsail/Jack Teachey	Hampstead, N.C.
10	Lane, Dejuan	S	Fr.	6-2	203	Gilman School/Scott Van Zile	Jessup, Md.
25	Martin Jr., Quinton	RB	Fr.	6-1	202	Belle Vernon/Matt Humbert	Belle Vernon, Pa.
95	Mayer, Jordan	DE	R-Fr.	6-4	231	Thomas Jefferson/Kevin Culjat/Wisconsin	Jefferson Hills, Pa.
93	Mears, Bobby	DE	R-Fr.	6-4	248	Malvern Prep/Dave Gueriera	West Chester, Pa.
91	Meyer, Chase	K	Jr.	5-10	183	Mater Dei/Bruce Rollinson/Tulsa/Penn	Los Angeles, Calif.
5	Miller, Cam **	CB	Jr.	6-0	182	Trinity Christian Academy/Verlon Dorminey	Fernandina Beach, Fla.
14	Mills, Tyrece	S	R-Sr.	6-1	209	Northeast/Troy Gore/Lackawanna College	Philadelphia, Pa.

2024 ROSTERS

ALPHABETICAL ROSTER

No.	Name	Pos.	Elig.	Ht.	Wt.	High School/High School Coach/Last School	Hometown
12	Mitchell, Jon	CB	Fr.	5-11	191	Mandarin/Toby Bullock	Jacksonville, Fla.
56	Mupoyi, Joseph	DE	R-Fr.	6-5	260	St. Thomas More (Conn.)/Ernest Anderson	Kinshasa, DR of the Congo
8	Nelson, DaKaari	S	R-Fr.	6-3	217	Selma/Willie Gandy	Livingston, Ala.
56	Nelson, JB **	OL	R-Sr.	6-5	327	Mount Lebanon/Bob Palko/Lackawanna College	Pittsburgh, Pa.
99	Nwosu, Gabriel *	P	R-Jr.	6-6	280	The Bullis School/Patrick Cilento	Derwood, Md.
36	Oluleye, Feyisayo	CB	R-Sr.	6-1	207	Bishop McDevitt/Jeff Weachter/Robert Morris	Lancaster, Pa.
55	Onoh, Chimdy	OL	R-Fr.	6-5	323	Dundalk/Thomas Abel	Baltimore, Md.
47	Patton, Will	LS	R-So.	6-4	245	Shenango/James Graham	New Castle, Pa.
27	Payne Jr., Lamont	S	R-Fr.	6-0	196	Chartiers Valley/Aaron Fitzpatrick	Carnegie, Pa.
79	Penn, Addison	OL	R-Sr.	6-2	298	Carroll/Riley Dodge/Duke	Southlake, Texas
9	Pribula, Beau *	QB	R-So.	6-2	207	Central York/Gerry Yonchiuk	York, Pa.
45	Pryts, Jackson	LB	R-So.	6-3	206	Hickory/William Dungee	Hermitage, Pa.
87	Rappleyea, Andrew	TE	R-Fr.	6-4	250	Milton Academy (Mass.)/Kevin MacDonald	Millbrook, N.Y.
1	Reed, Jaylen ***	S	Sr.	6-0	209	Martin Luther King Jr./Tyronce Spencer	Detroit, Mich.
85	Reynolds, Luke	TE	Fr.	6-4	241	Cheshire Academy (Conn.)/Bill Mella	Westford, Mass.
42	Robinson, Mason	DE	R-Fr.	6-3	245	McDonogh School/Hakeem Sule	Randallstown, Md.
24	Robinson, Ta'Mere	LB	R-Fr.	6-3	230	Brashear/Andrew Moore	Pittsburgh, Pa.
13	Rojas, Tony *	LB	So.	6-2	239	Fairfax/Trey Taylor	Fairfax, Va.
72	Rucci, Nolan	OL	R-Jr.	6-8	317	Warwick/Bob Locker/Wisconsin	Lititz, Pa.
52	Rulli, Dominic *	OL	R-So.	6-3	294	The Taft School (Conn.)/Tyler Whitley	Burlington, Ky.
93	Sahaydak, Sander	K	R-Jr.	6-0	188	Liberty/John Truby	Bethlehem, Pa.
7	Saunders, Kaden *	WR	R-So.	5-10	176	Westerville South/Matthew Christ	Columbus, Ohio
18	Schlaffer, Joey	TE	R-Fr.	6-5	242	Exeter Township/Matt Bauer	Reading, Pa.
70	Sexton, Garrett	OL	Fr.	6-6	289	Arrowhead Union/Matt Harris	Hartland, Wis.
66	Shelton, Drew **	OL	Jr.	6-5	306	Downingtown West/Mike Milano	Downingtown, Pa.
88	Siafa, Sam	DT	R-So.	6-4	292	Downingtown West/Mike Milano	Downingtown, Pa.
10	Singleton, Nicholas **	RB	Jr.	6-0	227	Governor Miffin/Jeff Lang	Shillington, Pa.
24	Smith, Corey	RB	Fr.	5-10	179	Catholic Memorial/Bill Young	Milwaukee, Wis.
14	Smolik, Jaxon	QB	R-Fr.	6-1	204	Dowling Catholic/Tom Wilson	Van Meter, Iowa
35	Sokach-Minnick, Blaise	LS	R-So.	6-3	219	Wyoming Area/Randy Spencer	West Pittston, Pa.
40	Specca, Anthony	LB	Fr.	6-1	230	Pittsburgh Central Catholic/Ryan Lehmeier	Bridgeville, Pa.
83	Spencer, Jake	WR	R-Sr.	5-10	214	Haverford School/Michael Murphy/Colgate	Gladwyne, Pa.
95	Thompson, Riley *	P	Jr.	6-1	221	Haileybury/-/Deakin/Florida Atlantic	Melbourne, Australia
21	Toure, Vaboue	S	Fr.	6-1	212	Irvington/Smoke Pierre	Pleasantville, N.J.
7	Tracy, Zion *	CB	So.	5-11	183	St. Thomas More (Conn.)/Ernest Anderson	Hempstead, N.Y.
15	Vanover, Amin **	DE	Sr.	6-4	268	St. Joseph's/Augie Hoffman	Newark, N.J.
92	Vilbert, Smith *	DE	R-Sr.+	6-6	292	St. Joseph's Regional (N.J.)/Augie Hoffman	Monsey, N.Y.
6	Wallace III, Harrison **	WR	R-Jr.	6-1	199	Pike Road/Patrick Browning	Montgomery, Ala.
26	Wallace, Cam	RB	R-Fr.	5-9	198	Montgomery County/Don Vandygriff	Mount Vernon, Ga.
44	Warren, Tyler ***	TE	Sr.	6-6	257	Atlee/Matt Gray	Mechanicsville, Va.
16	Washington II, Elliot *	CB	So.	5-11	194	Venice/John Peacock	Venice, Fla.
6	Wheatley, Zakee **	S	R-Jr.	6-2	200	Archbishop Spalding/Kyle Schmitt	Crofton, Md.
74	Williams, J'ven	OL	R-Fr.	6-5	306	Wyomissing/Bob Wolfrum	Reading, Pa.
20	Williams, Mylachi	DE	Fr.	6-3	237	Monsignor Bonner & Archbishop Prendergast Catholic/Jack Muldoon	Philadelphia, Pa.
40	Williams, Patrick	S	R-So.	6-0	197	Eagle Academy 2/Kyron Jones	Brooklyn, N.Y.
2	Winston Jr., Kevin **	S	Jr.	6-2	205	DeMatha Catholic/Bill McGregor	Columbia, Md.
77	Wormley, Sal **	OL	R-Sr.+	6-3	335	Smyrna (Del.)/Mike Judy	Newark, N.J.
17	Woseley Jr., Kenny	CB	Fr.	5-10	167	Imhotep Charter/Devon Johnson	Philadelphia, Pa.
32	Wylie, Keon *	LB	R-So.	6-2	213	Imhotep Charter/Devon Johnson	Philadelphia, Pa.
38	Yates, Winston	LB	R-Fr.	6-2	223	Paul VI/Steve Scuderi	Moorestown, N.J.

* - Letters won

Roster as of July 1, 2024

Note: As a result of eligibility not counting for the 2020 season, extra years of eligibility are marked on the back end of student-athletes' career (a "+" symbol will be added on the end of "Sr." to indicate the extra year of eligibility being used).

PRONUNCIATION GUIDE

Drew **Allar** AL-ler
 Kaleb **Artis** ar-tiss
 Alex **Birchmeier** BURTCH-myer
 Dani **Dennis-Sutton** deh-nye
 Matt **Detisch** det-ish
 Anthony **Donkoh** donk-O
Mehki Flowers muh-kye
Olavega Ioane O-LIE-vuh-VENG-uh YO-wahn-ay
 Coziah **Izzard** iz-ZARD
Dvon J-Thomas Duh-von
 Gabriel **Nwosu** wo-SUE
 Beau **Pribula** prib-U-luh
 Jackson **Pryts** prits

Ta'Mere **Robinson** TAY-mear
 Dominic **Rulli** RU-lee
 Sander **Sahaydak** suh-HAY-dak
 Joey **Schlaffer** SHLA-fur
 Sam **Siafa** see-AH-fa
 Jaxon **Smolik** small-ick
 Blaise **Sokach-Minnick** so-katch-mi-nick
Zakee Wheatley zack-KEY
J'ven Williams JAY-vin
 Keon **Wylie** why-lee

Coaches

Marques Hagans Marcus HAY-ginns
Ja'Juan Seider JAY-wahn cider
 Phil **Trautwein** trout-wine

NUMERICAL ROSTER

42	Robinson, Mason	DE
43	Elsdon, Tyler ***	LB
44	Harvey, Jaylen	DE
44	Warren, Tyler ***	TE
45	Pryts, Jackson	LB
47	Patton, Will	LS
48	Duzansky, Tyler *	LS
49	Chizmar, Ben	LB
50	Cousins, Cooper	OL
50	Ford Jr., Alonzo	DT
51	Beamon, Hakeem ***	DT
52	Rulli, Dominic *	OL
53	Dawkins, Nick **	OL
54	Gilliam, Xavier	DT
54	Harvie, Ian	OL
55	Onoh, Chimdy	OL
56	Mupoyi, Joseph	DE
56	Nelson, JB **	OL
57	Harbour, Donnie	OL
58	Artis, Kaleb *	DT
63	Birchmeier, Alex	OL
64	Boyer, Eagan	OL
65	Fitzgerald, Jim	OL
66	Shelton, Drew **	OL
67	Boehme, Henry	OL
68	Donkoh, Anthony *	OL
70	Sexton, Garrett	OL
71	Ioane, Olaivavega *	OL
72	Rucci, Nolan	OL
73	Brewer, Caleb	OL
74	Williams, J'ven	OL
75	Detisch, Matt	OL
77	Wormley, Sal **	OL
79	Penn, Addison	OL
80	Flowers, Mehki	WR
82	Black, Ethan	WR
83	Spencer, Jake	WR
84	Gonzalez, Peter	WR
85	Reynolds, Luke	TE
86	Estrella, Jason	WR
87	Rappleyea, Andrew	TE
88	Cross, Jerry	TE
88	Siafa, Sam	DT
89	Furmanek, Finn	TE
90	Andrews, Liam	DT
91	J-Thomas, Dvon ***	DT
91	Meyer, Chase	K
92	Dufault, Andrew	LS
92	Vilbert, Smith *	DE
93	Mears, Bobby	DE
93	Sahaydak, Sander	K
94	Barker, Ryan	K
94	Cook, De'Andre	DT
95	Mayer, Jordan	DE
95	Thompson, Riley *	P
96	Groh, Mitchell	P
97	Cunningham, T.A.	DT
99	Izzard, Coziah ***	DT
99	Nwosu, Gabriel *	P

2024 SEASON PREVIEW

2024 BIG TEN SCHEDULE

THURSDAY, AUG. 29

Howard at Rutgers
UNC at Minnesota
Eastern Illinois at Illinois

FRIDAY, AUG. 30

Florida Atlantic at Michigan State
Western Michigan at Wisconsin

SATURDAY, AUG. 31

PENN STATE at West Virginia
Indiana State at Purdue
UConn at Maryland
Illinois State at Iowa
FIU at Indiana
Akron at Ohio State
Miami (Ohio) at Northwestern
UTEP at Nebraska
Idaho at Oregon
UCLA at Hawaii
Fresno State at Michigan
Weber State at Washington

MONDAY, SEPT. 1

USC at LSU

FRIDAY, SEPT. 6

Western Illinois at Indiana
Duke at Northwestern

SATURDAY, SEPT. 7

Bowling Green at PENN STATE
Texas at Michigan
Akron at Rutgers
Rhode Island at Minnesota
Iowa State at Iowa
Michigan State at Maryland
Eastern Michigan at Washington
South Dakota at Wisconsin
Kansas at Illinois
Western Michigan at Ohio State
Colorado at Nebraska
Boise State at Oregon
Utah State at USC

SATURDAY, SEPT. 14

Alabama at Wisconsin
Central Michigan at Illinois
Arkansas State at Michigan
Nevada at Minnesota
Oregon at Oregon State
Prairie View at Michigan State
Notre Dame at Purdue
Washington State at Washington
Troy at Iowa
Indiana at UCLA
Eastern Illinois at Northwestern
UNJ at Nebraska
Maryland at Virginia

FRIDAY, SEPT. 20

Illinois at Nebraska

SATURDAY, SEPT. 21

Kent State at PENN STATE
Iowa at Minnesota
UCLA at LSU
Northwestern at Washington
Rutgers at Virginia Tech
Marshall at Ohio State
Michigan State at Boston College
Charlotte at Indiana
USC at Michigan
Purdue at Oregon State

FRIDAY, SEPT. 27

Washington at Rutgers

SATURDAY, SEPT. 28

Illinois at PENN STATE
Oregon at UCLA
Minnesota at Michigan
Wisconsin at USC
Maryland at Indiana
Ohio State at Michigan State
Nebraska at Purdue

FRIDAY, OCT. 4

Michigan State at Oregon

SATURDAY, OCT. 5

UCLA at PENN STATE
Purdue at Wisconsin
Rutgers at Nebraska
Iowa at Ohio State
Indiana at Northwestern
Michigan at Washington
USC at Minnesota

FRIDAY, OCT. 11

Northwestern at Maryland

SATURDAY, OCT. 12

PENN STATE at USC
Minnesota at UCLA
Wisconsin at Rutgers
Purdue at Illinois
Washington at Iowa
Ohio State at Oregon

FRIDAY, OCT. 18

Oregon at Purdue

SATURDAY, OCT. 19

USC at Maryland
UCLA at Rutgers
Michigan at Illinois
Iowa at Michigan State
Wisconsin at Northwestern
Nebraska at Indiana

FRIDAY, OCT. 25

Rutgers at USC

SATURDAY, OCT. 26

PENN STATE at Wisconsin
Illinois at Oregon
Washington at Indiana
Maryland at Minnesota
Nebraska at Ohio State
Michigan State at Michigan
Northwestern at Iowa

SATURDAY, NOV. 2

Ohio State at PENN STATE
Wisconsin at Iowa
USC at Washington
Northwestern at Purdue
Minnesota at Illinois
Indiana at Michigan State
Oregon at Michigan
Minnesota at Illinois

FRIDAY, NOV. 8

Iowa at UCLA

SATURDAY, NOV. 9

Washington at PENN STATE
Minnesota at Rutgers
Maryland at Oregon
Michigan at Indiana
Purdue at Ohio State

FRIDAY, NOV. 15

UCLA at Washington

SATURDAY, NOV. 16

PENN STATE at Purdue
Rutgers at Maryland
Oregon at Wisconsin
Nebraska at USC
Ohio State at Northwestern
Michigan State at Illinois

FRIDAY, NOV. 22

Purdue at Michigan State

SATURDAY, NOV. 23

PENN STATE at Minnesota
Iowa at Maryland
Illinois at Rutgers
Indiana at Ohio State
USC at UCLA
Northwestern at Michigan
Wisconsin at Nebraska

FRIDAY, NOV. 29

Minnesota at Wisconsin
Nebraska at Iowa

SATURDAY, NOV. 30

Maryland at PENN STATE
Fresno State at UCLA
Purdue at Indiana
Rutgers at Michigan State
Notre Dame at USC
Washington at Oregon
Illinois at Northwestern
Michigan at Ohio State

SATURDAY, DEC. 7

Big Ten Football Championship Game [2]

[1] Lucas Oil Stadium, Indianapolis, Ind.

OPPONENT INFORMATION

WEST VIRGINIA

Aug. 31, Milan Puskar Stadium

2023 Record: 9-4 (6-3)

Series History: Penn State, 49-9-2

Last Meeting: 2023; Penn State, 38-15

Football Communications: Mike Montoro

Phone: 304-293-2821

Email: mike.montoro@mail.wvu.edu

Website: WVUSports.com

BOWLING GREEN

Sept. 7, Beaver Stadium

2023 Record: 7-6 (5-3)

Series History: Penn State, 2-0

Last Meeting: 1998; Penn State, 48-3

Football Communications: Vincent Briedis

Phone: 419-372-7075

Email: vinceb@bgsu.edu

Website: bgsufalcons.com

KENT STATE

Sept. 21, Beaver Stadium

2023 Record: 1-11 (0-8)

Series History: Penn State, 6-0

Last Meeting: 2018; Penn State, 63-10

Football Communications: Dan Griffin

Phone: 330-672-8468

Email: dgriff34@kent.edu

Website: kentstatesports.com

ILLINOIS

Sept. 28, Beaver Stadium

2023 Record: 5-7 (3-6)

Series History: Penn State, 21-6

Last Meeting: 2023; Penn State, 30-13

Football Communications: Brett Moore

Phone: 309-212-6367

Email: btmoore3@illinois.edu

Website: FightingIllini.com

UCLA

Oct. 5, Beaver Stadium

2023 Record: 8-5 (4-5)

Series History: UCLA, 4-2

Last Meeting: 1968; Penn State, 21-6

Football Communications: Steve Rourke

Phone: 310-206-7870

Email: srourke@athletics.ucla.edu

Website: UCCLA Bruins.com

USC

Oct. 12, LA Memorial Coliseum

2023 Record: 8-5 (5-4)

Series History: USC, 6-4

Last Meeting: 2016; USC, 52-49

Football Communications: Katie Ryan

Phone: 213-740-3805

Email: katierya@usc.edu

Website: USCTrojans.com

WISCONSIN

Oct. 26, Camp Randall Stadium

2023 Record: 7-6 (5-4)

Series History: Penn State, 11-9

Last Meeting: 2021; Penn State, 16-10

Football Communications: Patrick Herb

Phone: 608-957-2085

Email: pah@athletics.wisc.edu

Website: UWBadgers.com

OHIO STATE

Nov. 2, Beaver Stadium

2023 Record: 11-2 (8-1)

Series History: Ohio State, 25-14

Last Meeting: 2023; Ohio State, 20-12

Football Communications: Jerry Emig

Phone: 614-688-0343

Email: emig.2@osu.edu

Website: OhioStateBuckeyes.com

WASHINGTON

Nov. 9, Beaver Stadium

2023 Record: 14-1 (9-0)

Series History: Penn State, 3-0

Last Meeting: 2017; Penn State, 35-28

Football Communications: Jeff Bechtold

Phone: 206-685-7910

Email: bechtold@uw.edu

Website: GoHuskies.com

PURDUE

Nov. 16, Ross-Ade Stadium

2023 Record: 4-8 (3-6)

Series History: Penn State, 16-3-1

Last Meeting: 2022; Penn State, 35-31

Football Communications: Adam Kuffner

Phone: 765-494-3196

Email: kuffner@purdue.edu

Website: PurdueSports.com

MINNESOTA

Nov. 23, Huntington Bank Stadium

2023 Record: 6-7 (3-6)

Series History: Penn State, 10-6

Last Meeting: 2022; Penn State, 45-17

Football Communications: Paul Rovnak

Phone: 612-625-9379

Email: psrovnak@umn.edu

Website: GopherSports.com

MARYLAND

Nov. 30, Beaver Stadium

2023 Record: 8-5 (4-5)

Series History: Penn State, 43-3-1

Last Meeting: 2023; Penn State, 51-15


Football Communications: Dustin Semonavick

Phone: 301-314-7065

Email: dustin@umd.edu

Website: UMTerps.com

2024-25 BOWL SCHEDULE



Cricket Celebration Bowl

Mercedes Benz Stadium
Atlanta, Georgia
Saturday, Dec. 14

Camellia Bowl

Cramton Bowl
Montgomery, Alabama
Saturday, Dec. 14

Boca Raton Bowl

FAU Stadium
Boca Raton, Florida
Tuesday, Dec. 17

Scooter's Coffee Frisco Bowl

Toyota Stadium
Frisco, Texas
Tuesday, Dec. 17

LA Bowl Hosted by Gronk

SoFi Stadium
Inglewood, California
Wednesday, Dec. 18

R+L Carriers New Orleans Bowl

Caesars Superdome
New Orleans, Louisiana
Thursday, Dec. 19

College Football Playoff First Round

Campus Sites
Friday, Dec. 20 & Saturday, Dec. 21

StaffDNA Cure Bowl

Camping World Stadium
Orlando, Florida
Friday, Dec. 20

Union Home Mortgage Gasparilla Bowl

Raymond James Stadium
Tampa, Florida
Friday, Dec. 20

Myrtle Beach Bowl

Brooks Stadium
Conway, South Carolina
Monday, Dec. 23

Famous Idaho Potato Bowl

Albertsons Stadium
Boise, Idaho
Monday, Dec. 23

Hawai'i Bowl

Clarence T.C. Ching Athletics Complex
Honolulu, Hawai'i
Tuesday, Dec. 24

Detroit Bowl

Ford Field
Detroit, Michigan
Thursday, Dec. 26

Guaranteed Rate Bowl

Chase Field
Phoenix, Arizona
Thursday, Dec. 26

68 Ventures Bowl

Hancock Whitney Stadium
Mobile, Alabama
Thursday, Dec. 26

Lockheed Martin Armed Forces Bowl

Amon G. Carter Stadium
Forth Worth, Texas
Friday, Dec. 27

Birmingham Bowl

Protective Stadium
Birmingham, Alabama
Friday, Dec. 27

AutoZone Liberty Bowl

Simmons Bank Liberty Stadium
Memphis, Tennessee
Friday, Dec. 27

SRS Distribution Las Vegas Bowl

Allegiant Stadium
Las Vegas, Nevada
Friday, Dec. 27

Wasabi Fenway Bowl

Fenway Park
Boston, Massachusetts
Saturday, Dec. 28

Bad Boy Mowers Pinstripe Bowl

Yankee Stadium
Bronx, New York
Saturday, Dec. 28

Isleta New Mexico Bowl

University Stadium
Albuquerque, New Mexico
Saturday, Dec. 28

Pop-Tarts Bowl

Camping World Stadium
Orlando, Florida
Saturday, Dec. 28

Snoop Dogg Arizona Bowl

Arizona Stadium
Tucson, Arizona
Saturday, Dec. 28

Go Bowling Military Bowl

Navy-Marine Corps Memorial Stadium
Annapolis, Maryland
Saturday, Dec. 28

Valero Alamo Bowl

Alamodome
San Antonio, Texas
Saturday, Dec. 28

Radiance Technologies Independence Bowl

Independence Stadium
Shreveport, Louisiana
Saturday, Dec. 28

TransPerfect Music City Bowl

Nissan Stadium
Nashville, Tennessee
Monday, Dec. 30

VRBO Fiesta Bowl

College Football Playoff Quarterfinal
State Farm Stadium
Glendale, Arizona
Tuesday, Dec. 31

ReliaQuest Bowl

Raymond James Stadium
Tampa, Florida
Tuesday, Dec. 31

Tony The Tiger Sun Bowl

Sun Bowl Stadium
El Paso, Texas
Tuesday, Dec. 31

Cheez-It Citrus Bowl

Camping World Stadium
Orlando, Florida
Tuesday, Dec. 31

Texas Bowl

NRG Stadium
Houston, Texas
Tuesday, Dec. 31

Chick-Fil-A Peach Bowl

College Football Playoff Quarterfinal
Mercedes Benz Stadium
Atlanta, Georgia
Wednesday, Jan. 1

Rose Bowl Game Presented by Prudential College Football Playoff Quarterfinal

Rose Bowl Stadium
Pasadena, California
Wednesday, Jan. 1

Allstate Sugar Bowl

College Football Playoff Quarterfinal
Caesars Superdome
New Orleans, Louisiana
Wednesday, Jan. 1

TaxSlayer Gator Bowl

EverBank Stadium
Jacksonville, Florida
Thursday, Jan. 2

SERVPRO First Responder Bowl

Gerald J. Ford Stadium
Dallas, Texas
Friday, Jan. 3

Duke's Mayo Bowl

Bank of America Stadium
Charlotte, North Carolina
Friday, Jan. 3

Bahamas Bowl

Thomas A. Robinson National Stadium
Nassau, Bahamas
Saturday, Jan. 4

Capital One Orange Bowl

College Football Playoff Semifinal
Hard Rock Stadium
Miami, Florida
Thursday, Jan. 9

Goodyear Cotton Bowl Classic

College Football Playoff Semifinal
AT&T Stadium
Arlington, Texas
Friday, Jan. 10

College Football Playoff National Championship Game

Mercedes-Benz Stadium
Atlanta, Georgia
Monday, Jan. 20

As of July 1, 2024

RETURNING NITTANY LIONS



DREW ALLAR

15

Quarterback | 6-5 | 238

Junior

Medina, Ohio/Medina

Major: Recreation, Park and Tourism Management

- Has appeared in 23 career games, making 13 starts.
- One of three returning Nittany Lions from Ohio.
- One of eight returnees from the Midwest.

CAREER NOTES & RECORDS

Career: National Records Set: Opened his collegiate career with 311 passing attempts without an interception, an FBS record, bettering Baylor's Robert Griffin III's 209 attempts in 2008. **Rankings:** Currently ranks first in school history in career interception percentage (0.45), third in completion percentage (59.7), seventh in touchdown pass percentage (6.49) and eighth in passing efficiency (129.3). **Notable:** Owns nine career games with multiple touchdown passes, five games with three or more and two games with four or more...Has one career 300-yard passing game and seven 200-yard passing games...Owns four career games with both a passing touchdown and a rushing touchdown.

Season: National: 2023: Joined Tennessee's Hendon Hooker (2022) as the only FBS quarterbacks ever to throw 25+ touchdown passes and 2 or less interceptions in a season...Began the season with 251 pass attempts without an interception, the sixth-most to start a season since 2000, trailing only Louisiana Tech's Colby Cameron (428; 2012), Oregon's Marcus Mariota (285; 2013), Western Kentucky's Tyrrell Pigrome (278; 2020), NC State's Ryan Finley (274; 2017) and West Virginia's Geno Smith (273; 2012).

Big Ten: 2023: Became the only Big Ten quarterback, since 2000, to start a season with 175+ pass attempts and no interceptions. **Records Set: 2023:** Posted the lowest interception percentage (0.51) in a single season in Penn State history...Became the first quarterback in school history to throw for 10 or more touchdowns before throwing an interception in a season. **Rankings: 2023:** Finished third in a single season at Penn State in touchdown passes (25), fifth in touchdowns responsible for (29), sixth in completions (233), seventh in attempts (389), ninth in completion percentage (59.9) and tied for ninth in 200+ yard passing games (7).

Game: 2023: In the season-opening win over West Virginia (9/2), became the first Penn State quarterback to throw for at least 300 yards in his first career start since Michael Robinson threw for 379 yards vs. Wisconsin in 2003...Was the first Penn State quarterback to throw for at least 300 yards in a season opener since Christian Hackenberg's 454 passing yards against UCF in 2014.



Junior quarterback Drew Allar

2023 > SOPHOMORE SEASON

Awards: Postseason: Earned honorable mention All-Big Ten honors from the coaches and media. **Midseason:** Named to the Davey O'Brien QB Class of 2023...Earned spots on the Maxwell Award and Manning Award watch lists. **Weekly:** Named the Big Ten Offensive Player of the Week (West Virginia, 9/2)...Named to the Davey O'Brien Award Great 8 List twice (Iowa, 9/23; Maryland, 11/4)...Was one of eight Manning Award Stars of the Week (West Virginia, 9/2).

Season: Penn State's starting quarterback in all 13 games...Completed 233-of-389 passes (59.9%) for 2,631 yards, 25 touchdowns and two interceptions...Finished with 170 rushing yards with four scores...Earned the coaching staff's Offensive Player of the Week four times (West Virginia, 9/2; Delaware, 9/9; Maryland, 11/4; Michigan State, 11/24).

Rankings: Posted a touchdown-to-interception ratio of 12.5-to-1, finishing second nationally behind Oregon's Bo Nix (15-to-1)...Tied for the Big Ten lead in passing touchdowns (25; T-18th nationally), and finished second in points responsible for (176; T-26th), fourth in passing efficiency (136.9) and passing yards (2,631), and fifth in yards per pass attempt (6.76).

West Virginia (9/2): Set a career-high mark in passing yards (325) while completing 21 passes and throwing three touchdowns...Tossed a 72-yard touchdown pass to KeAndre Lambert-Smith on Penn State's opening drive...Also connected with Lambert-Smith on a 12-yard score in the third quarter...Found Malik McClain for a 25-yard touchdown strike in the fourth quarter. **Delaware (9/9):** Completed 22-of-26 passes for 204 yards and one touchdown...Rushed for 27 yards to go along with a rushing score...Found Tyler Warren on a 2-yard touchdown pass in the second quarter...Added a 1-yard rushing score in the third quarter. **at Illinois (9/16):** Completed 16 passes for 208 yards, including a long of 33 yards to Liam Clifford...Ran for 24 yards with a long rush of eight yards. **Iowa (9/23):** Completed 25-of-37 passes for 166 yards and a career-high four touchdown passes...Set a career high with 25 completions...Added 22 yards rushing...Connected on a 9-yard touchdown pass to Khalil Dinkins in the second quarter...Threw 2-yard and 7-yard touchdown passes to Warren in the third quarter...Found Lambert-Smith on a 3-yard touchdown pass in the fourth quarter. **at Northwestern (9/30):** Completed 18-of-33 passes for 189 yards and a touchdown, while adding a rushing score...Connected with Nicholas Singleton on a 2-yard touchdown pass in the third quarter...Scored on a 1-yard run in the third quarter. **UMass (10/14):** Completed 16-of-23 passes for 162 yards and three touchdowns...Threw a 7-yard touchdown pass to Warren in the second quarter...Tossed two touchdowns to Theo Johnson, both in the third quarter, from 30 yards and 18 yards out...Added a 1-yard rushing touchdown in the second quarter. **at Ohio State (10/21):** Completed 18 passes for 191 yards and a touchdown...In the fourth quarter, connected with Kaden Saunders for an 8-yard score. **Indiana (10/28):** Completed 20-of-31 passes for 210 yards and three touchdowns...Found Lambert-Smith on a 57-yard touchdown pass with 1:46 to go in regulation for the go-ahead score...Also connected on a 9-yard touchdown pass to Dinkins in the first quarter and a 16-yard touchdown pass to Johnson in the third quarter. **at Maryland (11/4):** Completed 25-of-34 passes for 240 yards and a career-high-tying four touchdowns...Connected with Dante Cephas on a pair of touchdowns, including a 6-yard score on the opening drive and a 15-yard strike in the fourth quarter...Also found Johnson later in the first quarter on a 2-yard touchdown and Warren on an 8-yard touchdown in the second quarter...Posted a 21-yard run in the second quarter and finished the game with 39 rushing yards. **Michigan (11/11):** Ran for a career-high 49 yards, including an 11-yard rushing score...Found Johnson on a 8-yard touchdown in the fourth quarter. **Rutgers (11/18):** Completed 6-of-13 passes for 79 yards before exiting the game with an injury...Rushed for 28 yards on three carries. **at Michigan State (11/24):** Went 17-for-26 for 292 yards and two touchdowns...Had a 2-yard touchdown pass to Allen in the second quarter and a 21-yard touchdown pass to Johnson in the fourth quarter...Completed a 60-yard pass to Omari Evans in the third quarter...Also found Singleton on a 54-yard catch and run in the first quarter. **vs. Ole Miss (12/30):** Completed 19 passes for 295 yards and two touchdowns...Added five carries for 40 yards...Connected on a 75-yard pass with Warren in the first quarter, his career-long completion...Hit Johnson on a 2-yard touchdown pass in the second quarter...Found Harrison Wallace III on a 14-yard scoring strike in the fourth quarter...Posted a career-long rush of 24 yards.

2022 > TRUE FRESHMAN SEASON

Season: Appeared in 10 games...Completed 35-of-60 passes for 344 yards and four touchdowns...Ran for 52 yards on 18 attempts with one rushing score.

at Purdue (9/1): Came off the bench to open the second half, completing 2-of-4 passes for 26 yards. **Ohio (9/10):** Completed 6-of-8 passes for 88 yards and two touchdowns in relief...Found Omari Evans on a 32-yard scoring strike in the third quarter and Khalil Dinkins on a 28-yard score in the fourth quarter...Added 11 rushing yards. **at Auburn (9/17):** Completed both of his passing attempts for 29 yards in fourth quarter relief action. **Central Michigan (9/24):** Entered the game in the fourth quarter and completed two passes, including a 20-yard strike to Liam Clifford. **at Michigan (10/15):** Came into the game in the fourth quarter and completed five passes for 37 yards. **Minnesota (10/22):** Saw action in the fourth quarter, completing one pass for 9 yards. **at Indiana (11/5):** Entered the game in the second half and completed 9-of-12 passes for 75 yards and two touchdowns...Scoring passes came on 1-yard and 4-yard throws to Harrison Wallace III and Theo Johnson, respectively...Added three carries for 11 yards. **Maryland (11/12):** Saw second half action and completed 3-of-6 passes for 18 yards...Added a 12-yard rush. **at Rutgers (11/19):** Went 5-for-10 for 42 yards passing...Rushed six times for a season-best 27 yards and 1-yard rushing touchdown, the first of his career...Recorded a long rush of 19 yards.

► HIGH SCHOOL

Played for head coach Larry Laird at Medina High School...Served as a team captain in 2021...Led Medina to state regional final appearances as a junior and senior...Helped the Battling Bees to a 13-1 record, an undefeated regular season and a Greater Cleveland Conference Championship as a senior...Accepted an invitation to play in the 2022 Adidas All-America Bowl...Earned Elite 11 quarterback honors...Named the 2021 Ohio Prep Sportswriters Association Mr. Football, State Offensive Player of the Year, Max Preps Ohio Player of the Year and a first-team all-state selection in Division I... Selected Greater Cleveland Conference Offensive Player of the Year, Ohio Prep Sportswriters Association Northeast Ohio Inland District Division I Offensive Player of the Year, Cleveland.com Offensive Player of the Year and Medina County MVP... As a junior and senior, was an Ohio Division I first team and Greater Cleveland Conference first team honoree...Completed 305-of-511 passes (60 percent) for 4,444 yards and 48 passing touchdowns his senior season, setting Medina County records for yards and touchdowns...Rushed for 406 yards and nine touchdowns...As a junior, threw for 2,962 yards and 26 touchdowns while rushing for two touchdowns... Passed for 1,802 yards and 23 touchdowns during sophomore season...Holds school and county records for career passing yards (9,103), career passing touchdowns (98), season passing yards (4,444), season passing touchdowns (48), passing yards in a game (525) and passing touchdowns in a game (5)...Rated as a five-star prospect by 247Sports and On3 and a four-star recruit by ESPN and Rivals...Rated the top quarterback prospect in the country and the No. 3 overall prospect by 247Sports...Ranked as the top quarterback in the class and No. 11 overall prospect by On3...Rated as the No. 2 quarterback and No. 36 overall prospect by ESPN...Tabbed as the No. 6 quarterback and No. 70 overall prospect in the class by Rivals...Also played basketball and baseball at Medina...Named to the Merit Roll every semester.

► PERSONAL

Full name is Drew Patrick Allar...Son of Kevin and Dawn Allar...Has a sister, Ryann...Father, Kevin, played football at Eastern Michigan as a tight end from 1992-97...Enjoys playing and watching sports and hanging out with friends and family...Majoring in recreation, park and tourism management.

ALLAR'S CAREER PASSING STATISTICS

	C-A	Yds.	%	TD-INT	YPG	LG
2022	35-60	344	58.3	4-0	34.4	32
2023	233-389	2,631	59.9	25-2	202.4	75
Career	268-449	2,975	59.7	29-2	129.3	75

ALLAR'S CAREER OFFENSIVE STATISTICS

	Att.-Yds.	Avg.	TD	LG	Rec.-Yds.	Avg.	TD	LG
2022	18-52	2.9	1	19	-	-	-	-
2023	74-206	2.8	4	24	1-4	4.0	-	4
Career	92-258	2.8	5	24	1-4	4.0	-	4

► ALLAR'S CAREER HIGHS

Pass Completions..... 25; Twice: Last at Maryland, 11/4/23
Pass Attempts..... 42; Ohio State, 10/21/23
Passing Yards..... 325; West Virginia, 9/2/23
Passing Touchdowns..... 4; Twice: Last at Maryland, 11/4/23
Long Pass..... 75; vs. Ole Miss, 12/30/23
Rushing Attempts..... 10; Michigan, 11/11/23
Rushing Yards..... 49; Michigan, 11/11/23
Rushing Touchdowns..... 1; Five Times: Last Michigan, 11/11/23
Longest Rush..... 24; vs. Ole Miss, 12/30/23

► ALLAR'S CAREER HIGHS

Pass Completions..... 25; Twice: Last at Maryland, 11/4/23
Pass Attempts..... 42; Ohio State, 10/21/23
Passing Yards..... 325; West Virginia, 9/2/23
Passing Touchdowns..... 4; Twice: Last at Maryland, 11/4/23
Long Pass..... 72; West Virginia, 9/2/23
Rushing Attempts..... 10; Michigan, 11/11/23
Rushing Yards..... 49; Michigan, 11/11/23
Rushing Touchdowns..... 1; Five Times: Last Michigan, 11/11/23
Longest Rush..... 21; at Maryland, 11/4/23



KAYTRON ALLEN 13

Running Back | 5-11 | 229
 Junior
 Norfolk, Va./IMG Academy (Fla.)
 Major: African American Studies

- Has appeared in 26 career games, making 10 starts.
- One of nine returning Nittany Lions from Virginia.

► CAREER NOTES & RECORDS

Career: Rankings: Has 1,769 career rushing yards, good for 21st all-time at Penn State. **Notable:** Owns four career 100-yard rushing games...Has three career games with multiple rushing touchdowns.

Season: Records Set: In 2022, Allen (867) and Nicholas Singleton (1,061) became the first true freshman teammates in Big Ten history each with 700 or more rushing yards in a single season. **2022:** Finished with 10 rushing touchdowns, good for second, to Singleton (12), for most rushing touchdowns by a freshman in program history...The 867 rushing yards were the fourth-most by a Penn State freshman in a single season...Allen and Singleton became the only Penn State duo to each rush for 850+ yards in a season and one of three 800+ rushing yard duos: 2022 (Singleton, 1,061; Allen, 867), 2013 (Zach Zwinak, 989; Bill Belton, 803), 2005 (Tony Hunt, 1,047; Michael Robinson, 806).

Game: 2022: In the win at Indiana (11/5), became the first Penn State freshman with three rushing touchdowns in a game since Austin Scott against Kent State in 2003...His three rushing scores against the Hoosiers were the most by a Nittany Lion since Journey Brown's three scores against Rutgers in 2019... Allen and Nicholas Singleton each scored two touchdowns against Auburn (9/16), becoming the only Penn State freshmen to both score two rushing touchdowns in a game since at least 2000.

► 2023 ► SOPHOMORE SEASON

Awards: Postseason: Earned second-team All-Big Ten honors from the coaches and third-team from the media...Was Penn State's Offensive MVP along with Nicholas Singleton. **Preseason:** Named to the Doak Walker Award watch list.

Season: Appeared in 13, making seven starts...Ran for 902 yards on 172 carries (5.2) with six touchdowns...Added 14 receptions for 81 yards (5.8) and a touchdown...Named the coaching staff's Offensive Player of the Game three times (Indiana, 10/28; Maryland 11/4; Michigan State, 11/24).

Rankings: Ranked fourth in the Big Ten in yards per carry (5.2), fifth in rushing yards (902) and tied for ninth in rushing touchdowns (6).

West Virginia (9/2): Ran the ball 10 times for 51 yards with a long rush of nine yards...Added a 15-yard reception. **Delaware (9/9):** Posted 103 yards on 19 carries with a touchdown and a long rush of 17 yards...Scored on a 4-yard run in the first quarter. **at Illinois (9/16):** Posted 13 carries for a team-high 54 yards and a touchdown...Added 1 grab for nine yards...Scored on a 4-yard rushing touchdown in the second quarter. **Iowa (9/23):** Logged 72 yards on 21 carries...Matched his career high in receptions with three. **at Northwestern (9/30):** Posted six carries for 27 yards. **UMass (10/14):** Ran for 68 yards on nine carries with a long rush of 18 yards and a touchdown...Scored on a 9-yard run in the second quarter...Added an 8-yard reception. **at Ohio State (10/21):** Posted 26 rushing yards and a 4-yard reception. **Indiana (10/28):** Rushed for 81 yards on 18 carries with a long rush of 12 yards...Added two catches for 13 yards. **at Maryland (11/4):** Rushed for a team-high 91 yards on 14 carries, including a 10-yard touchdown run in the fourth quarter. **Michigan (11/11):** Finished the game with a team-high 72 rushing yards and averaged six yards per carry...Had a 34-yard run in the second quarter...Completed a 4-yard pass to Drew Allar to convert a fourth down attempt in the second quarter. **Rutgers (11/18):** Rushed for 69 yards and two touchdowns on 16 carries...Scored on a 2-yard run in the second quarter and added a 3-yard touchdown run in the fourth quarter. **at Michigan State (11/24):** Finished with a career-high 137 rushing yards on 15 carries...Also matched his career high in receptions (3) to go along with 17 receiving yards and a 2-yard touchdown grab in the second quarter...Had a 50-yard rush in the first quarter and a 40-yard rush in the fourth quarter. **vs. Ole Miss (12/30):** Ran for a team-best 51 yards on 10 carries...Had a 24-yard rush on Penn State's opening drive.



Junior running back Kaytron Allen

RETURNING NITTANY LIONS

► 2022 ► TRUE FRESHMAN SEASON

Awards: Postseason: Earned honorable mention All-Big Ten honors from the media...Named a College Football News Freshman All-American...Named Penn State's Most Valuable Offensive Player along with Nicholas Singleton. **Weekly:** Won Big Ten Freshman of the Week honors twice (Central Michigan, 9/24; Rutgers, 11/19).

Season: Appeared in 13 games, starting three...Ran for 867 yards on 167 carries with 10 touchdowns and a long rush of 59 yards...Added 20 receptions for 188 yards with a touchdown and a long reception of 49 yards...Finished with 1,055 scrimmage yards...Named the coaching staff's Offensive Player of the Week three times (Central Michigan, 9/24; Indiana, 11/5; Rutgers, 11/19).

Rankings: Finished tied for sixth in the Big Ten in rushing touchdowns (10; T-43rd nationally), eighth in yards per carry (5.19), tied for 9th in total touchdowns (11) and 11th in rushing yards (867)...Among FBS freshmen, finished tied for sixth in rushing touchdowns (10), eighth in yards per carry (5.19) and 10th in total rushing yards (867).

at Purdue (9/1): Tallied 31 yards on eight carries...Added a reception for nine yards. **Ohio (9/10):** Rushed for 23 yards on six attempts with a long rush of 11 yards...Made a 22-yard reception in the second quarter. **at Auburn (9/17):** Ran nine times for 52 yards...Added two touchdown runs, the firsts of his career, on a 3-yard score in the second quarter and a 6-yard score in the third quarter...Had a long run of 18 yards. **Central Michigan (9/24):** Posted his first career 100-yard game, running for 111 yards on 13 carries, with a long rush of 37 yards...Scored on a 14-yard run in the second quarter. **Northwestern (10/1):** Recorded 86 yards on career-high 21 carries with a long run of 13 yards. **at Michigan (10/15):** Scored on a 1-yard run in the second quarter. **Minnesota (10/22):** Finished with 77 yards on a team-high 15 carries...Also picked up 13 receiving yards. **Ohio State (10/29):** Led the team with 76 rushing yards and a touchdown on 12 carries...Added two grabs for 13 yards and a 5-yard receiving score in the fourth quarter. **at Indiana (11/5):** Recorded a career-high three rushing touchdowns and 158 scrimmage yards...Had 86 rushing yards on 18 carries and 72 receiving yards on two catches...Hauled in a career-long 45-yard reception...Scored on a pair of 6-yard runs and an 11-yard run. **Maryland (11/12):** Carried the ball 16 times for 73 yards, including a long rush of 17 yards. **at Rutgers (11/19):** Toted the ball 11 times for 117 yards and a score...Included a career-long 59-yard run and a 32-yard run...Added two grabs for 10 yards. **Michigan State (11/26):** Matched his career high with 21 carries, gaining 82 yards on the ground...Tied his career high with three catches, picking up 24 yards. **vs. Utah (1/2):** Ran the ball 11 times for 37 yards with a long run of 16...Scored on a 1-yard rush in the fourth quarter...Added 16 receiving yards while matching his personal best in catches with three.

► HIGH SCHOOL

Played three seasons for head coach Pepper Johnson at IMG Academy...Was a team captain his senior season...Played his freshman season at Norview High School under Reggie Chavis...IMG Academy teams went a combined 26-2 in his three seasons with the program...IMG finished ranked No.1 by USA Today, MaxPreps and the High School Football American Rankings after the 2020 season...Accepted an invitation to play in the 2022 Under Armour All-American Game...Was a Max Preps Freshman All-American and All-Eastern District honoree during freshman season at Norview...Earned first-team All-Tidewater honors as well...Totaled over 1,400 rushing yards and scored 27 total touchdowns as a senior at IMG...Tallied 515 yards on 68 carries as a junior...Recorded a pair of 100-yard games to go along with nine rushing touchdowns...Added 11 receptions for 140 yards and a score...In first season at IMG, ran for 1,097 yards on 135 carries, scoring 16 touchdowns...Had five, 100-yard games on the season and hauled in 10 receptions for 107 yards and a touchdown...Rushed for 1,465 yards and 16 touchdowns during freshman season at Norview...Rated a four-star recruit by 247Sports, On3, Rivals and ESPN...Ranked the No. 157 prospect, No. 11 running back and No. 19 player in Florida by 247Sports...Tabbed the No. 134 recruit, No. 9 running back and No. 18 recruit in Florida by On3...Graded the No. 133 player nationally, No. 13 running back and No. 22 prospect in Florida by Rivals...Rated the No. 147 prospect, No. 11 running back and No. 18 recruit in Florida by ESPN...Also lettered in basketball as a freshman at Norview.

► PERSONAL

Full name is Kaytron Lamont Allen...Is the son of Latarsha Allen...Has two brothers, Kayonte and Kayshawn...Enjoys playing basketball, playing video games, singing and travelling in his free time...Plans on majoring in African American studies.

ALLEN'S CAREER STATISTICS

	Att.-Yds.	Avg.	TD	LG	Rec.-Yds.	Avg.	TD	LG
2022	167-867	5.2	10	59	20-188	9.4	1	45
2023	172-902	5.2	6	50	14-81	5.8	1	15
Career	339-1,769	5.2	16	59	34-269	7.9	2	45

► ALLEN'S CAREER HIGHS

Rushing Attempts	21; Three Times: Last Iowa, 9/23/23
Rushing Yards	137; at Michigan State, 11/24/23
Rushing Touchdowns	3; at Indiana, 11/5/22
Longest Rush	59; at Rutgers, 11/19/22
Receptions	3; Five Times: Last at Michigan State, 11/24/23
Receiving Yards	72; at Indiana, 11/5/22
Receiving Touchdowns	1; Twice: Last at Michigan State, 11/24/23
Longest Reception	45; at Indiana, 11/5/22



KALEB ARTIS

58

Defensive Tackle | 6-4 | 323
Redshirt Sophomore
Westbury, N.Y./St. Francis Prep
Major: Media Studies

- Has appeared in 15 career games.
- One of six returning Nittany Lions from New York.

► 2023 ► REDSHIRT FRESHMAN SEASON

Season: Appeared in all 13 games, primarily on the field goal unit...Posted three tackles, a half-tackle for loss and a quarterback hurry...Named the coaching staff's Developmental Squad Defensive Player of the Week (Rutgers, 11/19).

UMass (10/14): Assisted on two tackles to go along with a quarterback hurry. **at Michigan State (11/24):** Assisted on a tackle for loss.

► 2022 ► TRUE FRESHMAN SEASON

Redshirt season...Appeared in two games...Selected the coaching staff's Developmental Squad Defensive Player of the Week (Maryland, 11/12).

► HIGH SCHOOL

Played at St. Francis Prep for head coach Rich Carroll...Was a four-year team captain...Tallied 2.5 sacks as a senior and two sacks and two forced fumbles as a junior...Recorded 52 tackles and 19.0 tackles for loss as a sophomore...Rated as a three-star prospect by 247Sports, On3, ESPN and Rivals...Ranked as the No. 2 prospect in New York by 247Sports and No. 6 prospect in the state by On3...Tabbed as the No. 3 recruit in New York by ESPN and No. 2 prospect in New York and No. 31 defensive tackle by Rivals.

► PERSONAL

Full name is Kaleb Michael Artis...Son of William Artis III and Yolanda Artis...Has a brother, William Artis IV...Enjoys cars as a hobby...Has served as a Bethany House assistant...Majoring in media studies.

ARTIS' CAREER STATISTICS

	UT-AT	TT	FF	FR	I	PBU	SACK	TFL
2023	0-3	3	-	-	-	-	-	0.5-1
Career	0-3	3	-	-	-	-	-	0.5-1

► ARTIS' CAREER HIGHS

Tackles	2; UMass, 10/14/23
Tackles for Loss	0.5; at Michigan State, 11/24/23



Redshirt sophomore defensive tackle Kaleb Artis



RYAN BARKER 94

Kicker | 6-2 | 195
 Redshirt Freshman
 Landenberg, Pa./Kennett
 Major: Division of Undergraduate Studies

- Joined the team as a run-on prior to the 2023 season.
- One of 38 returning Nittany Lions from Pennsylvania.

► 2023 ► TRUE FRESHMAN SEASON

Redshirt season.

► HIGH SCHOOL

Was a four-year letterwinner for head coach Lance Frazier at Kennett High School...Squad posted a combined 30-8 record during his four years...Kennett won its first ever Chesmont Division title his senior season in 2022...Earned first-team all-state, all-area and all-conference honors his senior season as a kicker and punter...Picked up an invitation to the Blue-Grey All-American Game and also participated in the Valor Bowl...Was Kennett's Special Teams MVP twice...Tallied 51 points as a senior, connecting on six field goals, including a school-record 45-yarder, while also averaging 41.4 yards per punt and hitting 45 of his 51 kickoff attempts for touchbacks...Made 5-of-6 field goal attempts as a junior and 2-of-2 as a sophomore...Totaled 53 points as a freshman, making 6-of-8 field goal attempts...Is the first ever Division I football player out of Kennett...Also earned three letters in soccer...Earned honor roll every year of high school.

► PERSONAL

Full name is Ryan Christopher Barker...Son of Chris and Sally Barker...Has a brother, Shay...Has volunteered at youth football camps and coached middle school basketball...Participated in Best Buddies, teaching children with disabilities the sport of soccer...Enjoys collecting shoes as a hobby...Plans on majoring in finance at Penn State...After pursuing a career in NFL, would like to enter the business workforce.



HAKEEM BEAMON 51

Defensive Tackle | 6-3 | 285
 Redshirt Senior +
 Midlothian, Va./Manchester
 Major: Rehabilitation and Human Services

- Has appeared in 37 career games, making 18 starts.
- One of nine Nittany Lion returnees from Virginia.

► 2023 ► REDSHIRT SENIOR SEASON

Awards: Preseason: Named to Reese's Senior Bowl watch list.

Season: Appeared in 13 games, making six starts...Finished with 11 tackles (7 solo), 1.5 tackles for loss, one sack and two quarterback hurries.

West Virginia (9/2): Assisted on a tackle. **Delaware (9/9):** Recorded an assisted tackle and added a quarterback hurry. **at Illinois (9/16):** Posted a solo tackle. **at Ohio State (10/21):** Assisted on a tackle. **Indiana (10/28):** Recorded a solo tackle. **at Maryland (11/4):** Registered a solo sack, the first of his career, in the second quarter. **Michigan (11/11):** Made a solo tackle. **Rutgers (11/18):** Tallied two solo tackles. **at Michigan State (11/24):** Had a quarterback hurry. **vs. Ole Miss (12/30):** Made two tackles and a half-tackle for loss.

► 2022 ► REDSHIRT JUNIOR SEASON

Season: Played in 13 games, making 12 starts at defensive tackle...Made 16 tackles (8 solo), six tackles for loss and two quarterback hurries...Also led the defensive line with four pass breakups...Named the coaching staff's Defensive Player of the Week (Indiana, 11/5).

at Purdue (9/1): Recorded a half tackle for loss...Added a pass breakup. **Ohio (9/10):** Had a quarterback hurry. **Central Michigan (9/24):** Assisted on a tackle. **Northwestern (10/1):** Made a career-high two pass breakups...Assisted on a tackle for loss...Recorded two assisted tackles. **at Michigan (10/15):** Tallied a tackle for loss. **Minnesota (10/22):** Picked up a half tackle for loss. **Ohio State (10/29):** Made a solo stop. **at Indiana (11/5):** Recorded a tackle for loss. **Maryland (11/12):** Picked up a tackle for loss...Added a pass breakup. **at Rutgers (11/19):** Totaled two tackles, including a career-best 1.5 tackles for loss...Added a quarterback hurry. **Michigan State (11/26):** Matched his career high with three tackles (2 solo). **vs. Utah (1/2):** Tallied two tackles.

► 2021 ► REDSHIRT SOPHOMORE SEASON

Did not see any game action...Named the coaching staff's Developmental Squad Defensive Player of the Week (Auburn, 9/18).

► 2020 ► REDSHIRT FRESHMAN SEASON

Season: Appeared in eight games...Tallied seven tackles (4 solo) with 1.5 tackles for loss.

at Indiana (10/24): Registered a solo tackle. **Ohio State (10/31):** Made one stop. **Iowa (11/21):** Recorded a career-high three tackles (2 solo). **at Michigan (11/28):** Collected first career tackle for loss in the first quarter. **Illinois (12/19):** Assisted on a tackle for loss.

► 2019 ► TRUE FRESHMAN SEASON

Season: Redshirt season...Appeared in three games...Tabbed the coaching staff's Developmental Squad Defensive Player of the Week (Maryland, 9/27).

at Michigan State (10/26): Recorded first career tackle. **Rutgers (11/30):** Assisted on a tackle.

► HIGH SCHOOL

Four-time letterman in high school, earning two letters for head coach Tom Hall at Manchester High School and two letters for head coach David Bedwell at Bird High School...Was a team captain as a senior...Guided the Lancers to a Virginia Class 6 State Championship for the first time in program history with a 15-0 record as a senior...Participated in Nike's The Opening Finals...Selected to participate in the 2018 World Bowl in Mexico...Chosen All-USA Virginia Football Team first team by USA Today in 2018...Collected 2018 Virginia High School League (VHSL) Class 6 Defensive Player of the Year laurels...Garnered first-team VHSL Class 6 all-state honors as a senior...Named 2018 Region 6B Defensive Player of the Year...Selected first-team all-region as a senior...Recorded 44 tackles, including 16 tackles for loss and 5.5 sacks, and five passes defended as a senior...Rated a four-star prospect by 247Sports and ESPN and a three-star recruit by Rivals...Rated as the No. 164 overall prospect, No. 10 strongside defensive end and No. 4 recruit in Virginia by 247Sports...Ranked as the No. 33 defensive end, No. 34 player in the region and No. 11 recruit in Virginia by ESPN...Ranked No. 42 strongside defensive end and No. 17 prospect in Virginia by Rivals...Competed in shot put for the track & field team and played center for the basketball team...Helped the Lancers to the Group 5 Outdoor State Track & Field Championship in 2018.

► PERSONAL

Full name is Hakeem O. Beamon...Son of Felecia Beamon...Has one older brother, Troy...Majoring in rehabilitation and human services.

BEAMON'S CAREER STATISTICS

	UT-AT	TT	FF	FR	I	PBU	SACK	TFL
2019	1-1	2	-	-	-	-	-	-
2020	4-3	7	-	-	-	-	-	1.5-2
2021	-	-	-	-	-	-	-	-
2022	8-8	16	-	-	-	4	-	6.0-16
2023	8-4	12	-	-	-	-	1.0-8	1.5-9
Career	21-16	37	-	-	-	4	1.0-8	9.0-27

► BEAMON'S CAREER HIGHS

Tackles.....3; Twice: Last Michigan State, 11/26/22
Tackles for Loss.....1.5; at Rutgers, 11/19/22
Sacks.....1; at Maryland, 11/4/23
Pass Breakups.....2; Northwestern, 10/1/22



Redshirt senior defensive tackle Hakeem Beamon

RETURNING NITTANY LIONS



ALEX BIRCHMEIER 63

Offensive Line | 6-5 | 299
Redshirt Freshman
Ashburn, Va./Broad Run
Major: Division of Undergraduate Studies

- Owns a 3.31 cumulative GPA following the 2023 fall semester.
- One of nine Nittany Lion returnees from Virginia.

► 2023 ► TRUE FRESHMAN SEASON

Redshirt season.

► HIGH SCHOOL

Was a four-year letterman at Broad Run High School for head coach Myron Curtis...Was a two-year team captain...As a junior, led Broad Run to a 13-2 record, district and regional championships and a state runner-up finish...Helped Broad Run to a 12-1 mark and a district championship as a freshman...Invited to the Adidas All-American Bowl...Invited to the Under Armour All-America Game...Was a first-team all-state and all-region selection in 2021...Earned All-Loudon County and first-team Washington Post All-Metro honors...Named Burg Sports Lineman of the Year and Multi-Sport Athlete of the Year...Recognized as a consensus four-star prospect...Rated as the top interior offensive lineman, No. 58 prospect in the class and No. 2 prospect in Virginia by 247Sports...Ranked as the No. 2 guard, No. 1 prospect in the state and No. 28 overall prospect by Rivals...Tabbed as the No. 4 interior offensive lineman, top prospect in Virginia and No. 63 overall prospect in the class by On3...Ranked as the No. 3 guard, top prospect in Virginia and No. 78 overall player in the class by ESPN...Also wrestled three years at Broad Run, earning two state championships, three district championships and two regional championships.

► PERSONAL

Full name is Alexander Birchmeier...Son of Matt and Jennifer Birchmeier...Has a brother, John...Father, Matt, played football at Ohio University...Uncle, Mark, played football at Michigan State (1989-94)...Cousin, Drew, played football at Vanderbilt (2016-20)...Brother, John, wrestled at the US Naval Academy (2019-21) and was an NCAA qualifier in 2021...Hobbies include wrestling and video games...Intends to major in business.



ETHAN BLACK 82

Wide Receiver | 5-9 | 175
Redshirt Freshman
Davidsville, Pa./Conemaugh Township
Major: Division of Undergraduate Studies

- Joined the team as a run-on prior to the 2023 season.
- One of 38 returning Nittany Lions from Pennsylvania.

► 2023 ► TRUE FRESHMAN SEASON

Awards: Named Penn State's Developmental Squad Offensive Player of the Year along with teammate Addison Penn.

Season: Redshirt season...Earned the coaching staff's Developmental Squad Offensive Player of the Week twice (Maryland, 11/5; Michigan, 11/12)...Named the coaching staff's Developmental Squad Special Teams Player of the Week twice (Illinois, 9/16; Michigan State, 11/25).

► HIGH SCHOOL

Was a four-year letterwinner at Conemaugh Township High School for head coach Tony Penna Jr...Named a team captain during his senior season...Was a first-team all-conference, all-area and all-county honoree following the 2023 season...Participated in Ken Lantz's All-Star Classic...Record 1,645 all-purpose yards his final season at Conemaugh Township...Made 56 receptions for 884 yards and 12 touchdowns, while rushing for 218 yards on 39 carries with three scores...Added three return touchdowns, 39 tackles and four interceptions...Logged 961 all-purpose yards his junior season, posting 28 catches for 638 yards and 10 touchdowns...Also logged a 99-yard kick return for a touchdown and made 38 tackles on defense during his junior campaign...Lettered three years in track and field and two years in basketball...Two-time PIAA 2A state champion in both the 100 and 200m dash...Also ran for the 2023 PIAA 2A state champion 4x100m relay team...Owns school records in the 100m (10.22), 200m (21.07), 400m (50.89) and 4x100m relay (42.51)...Basketball team won a pair of District 5 championships...Was a four-time PA Football News All-Academic Team Gold member and was named to the National Honor Society.

► PERSONAL

Full name is Ethan Lewis Black...Son of Gary and Leisha Black...Has two brothers, Jake and Braeden, and two sisters, Cass and Danika...Father, Gary, played basketball at Juniata (1991-94)...Uncles, Luke Tresnick (1999-2004) and Christopher Tresnick (2001-05), both wrestled for the University of Pittsburgh at Johnstown...Enjoys hunting, fishing and golfing in his free time...Plans on majoring in pre-medicine at Penn State and would like to become a doctor.



TY BLANDING 39

Defensive Tackle | 6-1 | 286
Redshirt Freshman
Bronx, N.Y./Christ the King
Major: Division of Undergraduate Studies

- Joins Patrick Williams as one of two Nittany Lions from New York City boroughs.
- One of six Nittany Lion returnees from New York.

► 2023 ► TRUE FRESHMAN SEASON

Redshirt season...Appeared in one game.

► HIGH SCHOOL

Played for head coach Jason Brown at Christ the King High School...Served two years as a team captain...Was a two-time Team MVP...Was the CHSFL AAA Conference Defensive Player of the Year...As a senior, recorded 46 tackles, six tackles for loss, five sacks, three forced fumbles and 17 quarterback hurries...Tallied 50 tackles, 10 tackles for loss, five sacks, a forced fumble and a blocked kick as a junior...Collected 21 tackles, one sack and two fumble recoveries as a freshman...Ranked a consensus three-star prospect...Recognized as the No. 34 defensive tackle in the class and top prospect in New York by ESPN...Rated as the No. 55 defensive lineman and No. 2 player in New York by On3...Ranked as the No. 63 defensive lineman and No. 2 prospect in New York by 247Sports...Rated as the No. 3 prospect in New York by Rivals.

► PERSONAL

Full name is Tyriq Elijah Blanding-Gilead...Son of Elisha Blanding and Norman Gilead...Hobbies include playing games and traveling...Intends to major in computer engineering.



HENRY BOEHME 67

Offensive Line | 6-5 | 283
Redshirt Freshman
Birmingham, Ala./Mountain Brook
Major: Division of Undergraduate Studies

- Joined the team as a run-on prior to the 2023 season.
- Was a Dean's List selection in the fall of 2023 and owns a 3.56 cumulative GPA following the 2023 fall semester.
- One of three Nittany Lion returnees from Alabama.

► 2023 ► TRUE FRESHMAN SEASON

Redshirt season.

► HIGH SCHOOL

Played for head coach Chris Yeager at Mountain Brook High School...The Spartans finished 12-3 his senior year with a runner-up finish in the state championship game...Posted back-to-back 12-2 seasons the two years prior, resulting in two state semifinal appearances...Was a first-team all-region and second-team all-state selection his senior season...Also played basketball at Mountain Brook.

► PERSONAL

Full name is Henry Sharpe Boehme...Son of Robert and Hansell Boehme...Has two brothers, Hulsey and Holman...Enjoys hunting, fishing and golf in his free time...Plans on majoring in business at Penn State.



ABDUL CARTER 11

Defensive End | 6-3 | 259
 Junior
 Philadelphia, Pa./La Salle College High School
 Major: Communication Arts and Sciences

- Has appeared in 26 career games, making 19 starts.
- Made the switch from linebacker to defensive end following the 2023 season.
- One of 38 returning Nittany Lions from Pennsylvania.

► CAREER NOTES & RECORDS

Season: 2022: Joined Deion Barnes (10 TFL, 6 sacks; 2012) as the only Penn State freshmen to record 10-plus tackles for loss and 6-plus sacks in a season...Was one of eight linebackers (10 instances) to put up 10-plus tackles for loss and 6-plus sacks in a season at Penn State...Became the first PSU linebacker since Dan Connor (15 TFL, 6.5 sacks; 2007) to reach the milestone.

► 2023 ► SOPHOMORE SEASON

Awards: Postseason: Earned first-team All-Big Ten honors from the coaches and second-team from the media...Tabbed second-team All-American by Sports Illustrated...Named Penn State's Keystone Award winner on defense along with Kevin Winston Jr. **Preseason:** Named to the Bednarik Award, Butkus Award, Lombardi Award, Lott IMPACT Trophy and Nagurski Award watch lists...Earned PFF All-American honorable mention recognition.

Season: Started all 13 games...Made 48 tackles (25 solo), 5.5 tackles for loss, 4.5 sacks, an interception, a forced fumble, five pass breakups and five quarterback hurries...Named the coaching staff's Defensive Player of the Game (Maryland, 11/4).

West Virginia (9/2): Recorded a sack to force a turnover on downs in the fourth quarter...Added a quarterback hurry. **Delaware (9/9):** Made four tackles (3 solo) and added a quarterback hurry. **at Illinois (9/16):** Intercepted a pass in the first quarter and returned it 18 yards, the first pick of his career...Added a pair of tackles. **Iowa (9/23):** Made three tackles. **at Northwestern (9/30):** Broke up a pass and made a solo stop...Added a quarterback hurry. **UMass (10/14):** Posted three tackles, including a tackle for loss. **at Ohio State (10/21):** Made a career-high nine tackles (5 solo)...Added a pass breakup. **Indiana (10/28):** Tallied five tackles. **at Maryland (11/4):** Posted a team-high six tackles, a solo sack in the first quarter and a pass breakup. **Michigan (11/11):** Made three tackles (2 solo) to go along with a forced fumble and a pass breakup. **Rutgers (11/18):** Posted five tackles (2 solo), a half-sack and a quarterback hurry. **at Michigan State (11/24):** Tied his career high with two sacks, registering one in the second quarter and another in the third quarter...Finished with three solo tackles and added a quarterback hurry. **vs. Ole Miss (12/30):** Made three tackles and broke up a pass.

► 2022 ► TRUE FRESHMAN SEASON

Awards: Postseason: Earned All-Big Ten second team honors from the media and third team laurels from the coaches...Named a Phil Steele All-Big Ten second team selection...Earned spots on ESPN.com, Pro Football Focus, On3 and 247Sports' True Freshman All-American teams...Tabbed an FWA and College Football News Freshman All-American...Named ECAC Defensive Rookie of the Year...Named Penn State's Keystone Award winner along with Kalen King and Juice Scruggs. **Midseason:** Was a finalist for the Maxwell Football Club's Shaun Alexander Freshman of the Year Award.

Season: Appeared in 13 games, making six starts...Tallied 56 tackles (36 solo) with 10.5 tackles for loss, 6.5 sacks, two forced fumbles, four pass breakups and five quarterback hurries... Led the team in sacks and was second in tackles and tackles for loss...Earned the coaching staff's Defensive Player of the Week twice (Maryland, 11/12; Rutgers, 11/19).

Rankings: Finished fourth in the Big Ten in sacks (6.5), tied for sixth in forced fumbles (2) and tied for 11th in tackles for loss (10.5)...Paced all Big Ten freshmen in sacks, tackles for loss and forced fumbles, and was second in tackles (56)...Among FBS freshmen, was third in tackles for loss and tied for third in sacks.

Ohio (9/10): Made five tackles (2 solo). **at Auburn (9/17):** Tied for the team lead with six tackles (all solo)...Forced his first career fumble in the second quarter, which was recovered by Jonathan Sutherland...Recorded his first career sack in the third quarter. **Central Michigan (9/24):** Finished second on the team with five tackles (4 solo) to go along with a pass breakup. **Northwestern (10/1):** Made two tackles, including a tackle for loss. **at Michigan (10/15):** Recorded five tackles (4 solo) and added a tackle for loss. **Minnesota (10/22):** Made the first start of his career...Totaled eight tackles (3 solo)...Picked up a half sack. **Ohio State (10/29):** Recorded four tackles (3 solo)...Added a sack. **at Indiana (11/5):** Made two tackles...Added a quarterback hurry and a pass breakup. **Maryland (11/12):** Led the team with seven tackles (3 solo)...Added a sack, a forced fumble, a pass breakup and two quarterback hurries. **at Rutgers (11/19):** Recorded four total tackles (3 solo), including two tackles for loss and a sack. **Michigan State (11/26):** Set his career high in tackles for loss (3) and sacks (2)... Totaled seven tackles (5 solo). **vs. Utah (1/2):** Made a solo stop.

► HIGH SCHOOL

Four-time letterman for head coach John Steinmetz at La Salle College High School...Team captain and MVP as a senior...Guided La Salle College to a 9-2 record his senior season and a PCL Championship...Invited to play in the All-American Bowl...Finished a two-time all-state honoree...Was a three-time All-Philadelphia Catholic League selection...Made 78 tackles (53 solo) as a senior, with two sacks, 10 tackles for loss, a forced fumble, a fumble recovery and two passes defended...Rated a four-star prospect by 247Sports, On3, Rivals and ESPN...Ranked the No. 295 prospect, No. 29 linebacker, and No. 10 player in Pennsylvania by 247Sports...Was the No. 225 player nationally, No. 23 linebacker and No. 7 prospect in Pennsylvania by On3...Rated the No. 218 recruit nationally, the No. 20 outside linebacker and No. 6 player in Pennsylvania by Rivals...Graded the No. 37 linebacker, No. 44 recruit in the region and No. 11 player in Pennsylvania by ESPN...Also lettered in basketball at La Salle College as a power forward.

► PERSONAL

Full name is Abdul Jabar Carter...Son of Tina and Christopher Carter...Has two sisters, Cheryl and Cianie, and two brothers, Hakim and Isaiiah...Enjoys video games, working out, shooting pool, playing chess and studying his linebacker position in free time...Has spent time as a volunteer tutor...Has the goal of playing in the NFL...Would like to major in computer science at Penn State.

CARTER'S CAREER STATISTICS

	UT-AT	TT	FF	FR	I	PBU	SACK	TFL
2022	36-20	56	2	-	-	4	6.5-59	10.5-64
2023	25-23	48	1	-	1	5	4.5-43	5.5-46
Career	61-43	104	3	-	1	9	11.0-102	16.0-110

► CARTER'S CAREER HIGHS

Tackles9; at Ohio State, 10/21/23
Tackles for Loss3; Michigan State, 11/26/22
Sacks2; Twice: Last at Michigan State, 11/24/23
Forced Fumbles1; Three Times: Last Michigan, 11/11/23
Interceptions1; at Illinois, 9/16/23
Long Interception Return18; at Illinois, 9/16/23
Pass Breakups1; Eight Times: Last Michigan, 11/11/23



BEN CHIZMAR 49

Linebacker | 6-0 | 224
 Redshirt Junior
 Gibsonia, Pa./Mars Area
 Major: Security and Risk Analysis

- Joined the team as a run-on in the fall of 2021.
- Earned Dean's List during the 2022 spring semester.
- Father, Brian, was a linebacker/defensive back for PSU from 1986-89 and had six career interceptions.
- Brother, Max, was a linebacker for PSU from 2017-21.
- One of 38 returning Nittany Lions from Pennsylvania.

► 2023 ► REDSHIRT SOPHOMORE SEASON

Awards: Earned Academic All-Big Ten honors.

Season: Did not see any game action.

► 2022 ► REDSHIRT FRESHMAN SEASON

Awards: Earned Academic All-Big Ten honors.

Season: Did not see any game action.

► 2021 ► TRUE FRESHMAN SEASON

Redshirt season.

RETURNING NITTANY LIONS

► HIGH SCHOOL

A four-time letterman for head coach Scott Heinauer at Mars Area High School...Named team captain as a senior...Named team defensive MVP in 2019 and 2020...Helped squad to a combined 27-14 record over four seasons...Was a two-time All-Greater Allegheny Conference honoree...Also was a four-year letterwinner and two-time team captain in lacrosse...Lacrosse squad won the WPIAL Championship in 2018, 2019 and 2021...Team was a state runner-up in 2021...Earned 2021 all-conference and All-WPIAL honors as a defender.

► PERSONAL

Full name is Ben Patrick Chizmar...Son of Amy and Brian Chizmar...Has one brother, Max, and two sisters, Amanda and Alayna...Both parents attended Penn State...Father, Brian, was a linebacker and defensive back for the Nittany Lions from 1986-89 and had six career interceptions...Brother, Max, played on the Nittany Lions from 2017-21...Sister, Amanda, also attended Penn State...Hobbies include fishing, lifting and playing video games...Majoring in security and risk analysis...Hopes to have a future career in homeland security.



LIAM CLIFFORD 2

Wide Receiver | 6-1 | 205
Redshirt Junior
Maineville, Ohio/St. Xavier
Major: Advertising and Public Relations

- Has appeared in 25 career games, making one start.
- Earned the team's 2024 Red Worrell Award, recognizing the offensive MVP during spring practice.
- Brother, Sean, was a four-year starting quarterback for the Nittany Lions (2019-22) and a 2023 fifth-round draft pick by the Green Bay Packers.
- One of three returning Nittany Lions from Ohio.
- One of eight returnees from the Midwest.

► 2023 ► REDSHIRT SOPHOMORE SEASON

Awards: Earned Academic All-Big Ten honors.

Season: Played in all 13 games, making one start...Posted 13 receptions for 130 yards, with a long catch of 33 yards.

West Virginia (9/2): Made two grabs for 25 yards, including a long reception of 17 yards. **Delaware (9/9):** Posted two catches in his first career start. **at Illinois (9/16):** Hauled in a career-long 33-yard reception towards the end of the first half, setting up a field goal. **Iowa (9/23):** Caught two passes for 17 yards. **at Northwestern (9/30):** Made a 6-yard catch. **at Ohio State (10/21):** Hauled in a 7-yard reception. **Rutgers (11/18):** Made a 15-yard reception. **vs. Ole Miss (12/30):** Made three grabs for 25 yards with a long catch of 13 yards.

► 2022 ► REDSHIRT FRESHMAN SEASON


Awards: Earned Academic All-Big Ten honors.

Season: Appeared in 12 games...Made eight grabs for 89 yards, including a long catch of 20 yards.

Ohio (9/10): Recorded his first career reception, a 12-yarder in the fourth quarter. **Central Michigan (9/24):** Made two grabs for 19 yards, including a 20-yard reception from Drew Allar in the fourth quarter. **at Indiana (11/5):** Set career highs in receptions (3) and yards (31). **Maryland (11/12):** Hauled in a 17-yard catch. **at Rutgers (11/19):** Made a 10-yard reception.

► 2021 ► TRUE FRESHMAN SEASON

Redshirt season.



Redshirt junior wide receiver Liam Clifford

► HIGH SCHOOL

Three-year letterman at St. Xavier High School for head coach Steve Specht...Served as a team captain in 2020...Named the 2020 Ohio Prep Sportswriters Association Division I State Offensive Player of the Year...Named Greater Catholic League South Player of the Year in 2020 after leading the league in all receiving stats...Earned second-team All-State honors in 2019...Was the Greater Catholic League South Co-Receiver of the Year in 2019...Selected first-team All-Greater Catholic League South in 2019 and 2020...Named Southwest District first team in 2019...Broke multiple receiving records at St. Xavier, including career receptions (166), career receiving yards (2,538), career receiving touchdowns (30), season receiving touchdowns (13, 2019), season receiving yards (1,180, 2019) and most receiving yards in a game (300)...Led St. Xavier to a 10-2 record, a GCL South title, Region 1 title and Division 1 State Championship in 2020...Recorded 72 receptions for 1,090 receiving yards and 12 touchdowns...Helped the Bombers to a 9-3 record in 2019...Tallied 77 receptions, 1,180 receiving yards and 13 touchdowns...Added 55 rushing yards and a touchdown...As a sophomore in 2018, recorded 17 receptions for 268 yards and five touchdowns...Added 86 rushing yards and a touchdown...Rated as the No. 83 receiver and No. 20 prospect in Ohio by 247Sports...Ranked as the No. 53 receiver, No. 75 prospect in the region and No. 21 prospect in Ohio by ESPN...Tabbed as the No. 34 prospect in the state by Rivals...Also played basketball at St. Xavier.

► PERSONAL

Full name is Liam Burke Clifford...Son of John Clifford and Kelly Burke...Brother, Sean, was a four-year starting quarterback for the Nittany Lions (2019-22) and a 2023 fifth-round draft pick by the Green Bay Packers...Cousin, Joseph, is currently attending Penn State...Cousin, Ann, attended Penn State and graduated in 2019...Father, John, played football and baseball at the University of Dubuque...Hobbies include golf, chess and video games...Volunteers with the Big Brothers program, Food Pantry and Habitat for Humanity...Majoring in advertising and public relations...Wants to pursue a career in the NFL and as an entrepreneur.

CLIFFORD'S CAREER STATISTICS

	Att.-Yds.	Avg.	TD	LG	Rec.-Yds.	Avg.	TD	LG
2022	-	-	-	-	8-89	11.1	-	20
2023	-	-	-	-	13-130	10.0	-	33
Career	-	-	-	-	21-219	10.4	-	33

► CLIFFORD'S CAREER HIGHS

Receptions 3; Twice: Last vs. Ole Miss, 12/30/23
Receiving Yards 33; at Illinois, 9/16/23
Longest Reception 33; at Illinois, 9/23/23



AUDAVION COLLINS 29

Cornerback | 5-11 | 178
Redshirt Sophomore
Covington, Ga./Newton/Mississippi State
Major: Telecommunications

- Has appeared in six career games.
- Joins Cam Wallace as Nittany Lion returnees from Georgia.

► 2023 ► REDSHIRT FRESHMAN SEASON

Season: Appeared in six games...Posted three solo stops and a tackle for loss.

Delaware (9/9): Posted the first two tackles of his career, including a tackle for loss...Added a quarterback hurry. **UMass (10/14):** Recorded a solo tackle on special teams.

► 2022 ► MISSISSIPPI STATE

Redshirt season.

► HIGH SCHOOL

Played for head coach Camiel Grant at Newton High School...Posted 62 tackles his senior season to go along with five tackles for loss...Tallied one interception and had 19 pass breakups while also forcing a fumble...Added five receptions for 150 yards and two touchdowns...Had five punt returns for 179 yards...Rated a consensus three-star prospect by 247Sports, ESPN, Rivals and On3.

RETURNING NITTANY LIONS

> PERSONAL

Son of Kenric Collins...Majoring in telecommunications.


COLLINS' CAREER STATISTICS

	UT-AT	TT	FF	FR	I	PBU	SACK	TFL
2023	3-0	3	-	-	-	-	-	1.0-1
Career	3-0	3	-	-	-	-	-	1.0-1

> COLLINS' CAREER HIGHS

Tackles 2; Delaware, 9/9/23

Tackles for Loss 1.0; Delaware, 9/9/23



JERRY CROSS 88

Tight End | 6-5 | 268
Redshirt Sophomore
Milwaukee, Wis./Rufus King
Major: Telecommunications

- Has appeared in five career games.
- Is the lone Nittany Lion returnee from Wisconsin.
- One of eight returnees from the Midwest.

> 2023 > REDSHIRT FRESHMAN SEASON

Appeared in five games.

> 2022 > TRUE FRESHMAN SEASON

Redshirt season.

> HIGH SCHOOL

Played for head coach Thomas Wozniak at Rufus King High School...Was a two-year team captain...Led Rufus King to a 7-2 record as a senior and a 9-0 mark as a sophomore...Helped Rufus King to a 6-3 record as a freshman...Earned all-city honors in 2018 and 2019...As a senior, had six catches for 250 yards and two touchdowns in three games...Did not have a junior season due to the COVID-19 pandemic...As a sophomore, hauled in 28 catches for 750 yards and 13 touchdowns...As a freshman, posted 15 catches for 300 yards and four touchdowns...Rated a consensus four-star prospect...Ranked the No. 15 tight end and No. 5 prospect in Wisconsin by 247Sports...Tabbed as the No. 15 tight end and No. 6 recruit in the state by On3...Ranked the No. 5 tight end in the class, No. 3 player in Wisconsin and No. 210 overall prospect by ESPN...Rated as the No. 14 tight end and No. 4 prospect in the state by Rivals...Also lettered in basketball...Was an honor roll student.

> PERSONAL

Full name is Jerry Jermaine Cross...Son of Jouta Cross and Crystal Scott...Has two brothers, Josiah and London, and a sister, Wynter...Hobbies include playing basketball...Plans on majoring in communications at Penn State.



AMIEL DAVIS 30

Running Back | 6-0 | 214
Redshirt Junior
Voorhees, N.J./Eastern Regional/Marist College
Major: Biobehavioral Health

- Joined the team as a run-on in the fall of 2022.
- Is a two-time Dean's List selection and owns a 3.67 cumulative GPA following the 2023 fall semester.
- One of five returning Nittany Lions from New Jersey.

> 2023 > REDSHIRT SOPHOMORE SEASON

Awards: Earned Academic All-Big Ten honors.

Season: Did not see any game action...Was named the coaching staff's Developmental Squad Offensive Player of the Week (Indiana, 10/28).

> 2022 > REDSHIRT FRESHMAN SEASON

Did not see any game action...Earned the coaching staff's Developmental Squad Offensive Player of the Week (Ohio State, 10/29).

> 2021 > MARIST COLLEGE

Awards: Named to the Pioneer Football League Honor Roll.

Season: Redshirt season.

> HIGH SCHOOL

Played for head coach John Daugherty at Eastern Regional High School...Was a team captain his senior season and a two-time team MVP...Earned all-conference honors twice during his career...Tallied 29 tackles, eight tackles for loss and 340 yards on offense during a shortened senior season in 2020 (270 rushing, 70 receiving)...Ran for 822 yards on 110 carries as a junior with nine touchdowns and four 100-yard games...Also added 47 tackles, five tackles for loss and an interception during junior campaign.

> PERSONAL

Full name is Amiel Malachi Davis...Son of Amiel and Pauline Davis...Has three brothers, Josiah, Silas and Aaron, and a sister, Nikayla...Enjoys working out, playing basketball and playing paintball in his free time...Majoring in health and human development.



NICK DAWKINS 53

Offensive Line | 6-4 | 298
Redshirt Senior
Allentown, Pa./Parkland
Major: Organization Development and Change Essentials

- Has appeared in 26 career games.
- Earned his Penn State degree in recreation, park and tourism management.
- Is a two-time Dean's List selection.
- One of 38 Nittany Lion returnees from Pennsylvania.

> 2023 > REDSHIRT JUNIOR SEASON

Awards: Earned Academic All-Big Ten honors...Was Penn State's Public Service Award winner...Won the team's Letterman's Club Scholarship, awarded to an outstanding graduate.

Season: Appeared in all 13 games on offense and special teams.

Delaware (9/9): Saw significant time at center...Penn State tallied 541 total yards on offense, including 315 yards on the ground...The Nittany Lions ran 91 offensive plays and held the ball for a time of possession of 42:22...Kaytron Allen rushed for 103 yards on 19 carries and touchdown, while Nicholas Singleton scored three touchdowns on the ground. **UMass (10/14):** Played both center and guard...The Nittany Lions rushed for 246 yards and finished with 408 yards of offense in the 63-0 win...Drew Allar accounted for four total touchdowns, including three passing. **Rutgers (11/18):** Penn State rushed for 234 yards rushing with all four touchdowns coming on runs...Beau Pribula (71 yards), Allen (69) and Singleton (61) paced an offense which averaged six yards per carry. **at Michigan State (11/24):** Helped Penn State post 10 offensive plays of 20+ yards in the game, including five passing plays and five rushing plays...The Nittany Lions had three plays of 50+ yards and four plays of 40+ yards...Allen (137) and Singleton (118) both went over 100 rushing yards. **vs. Ole Miss (12/30):** Helped Penn State tally 510 total yards...The Nittany Lions threw for 343 yards and went three-for-three in the red zone.

> 2022 > SOPHOMORE SEASON

Awards: Earned Academic All-Big Ten honors.

Season: Redshirt season...Appeared in two games on offense and special teams.

> 2021 > FRESHMAN SEASON

Awards: Earned Academic All-Big Ten honors.

Season: Appeared in 11 games, primarily on special teams.

RETURNING NITTANY LIONS

► 2020 ► TRUE FRESHMAN SEASON

Awards: Named the coaching staff's Developmental Squad Offensive Player of the Year along with Will Knutsson and Mason Stahl.

Season: Did not see any game action...Three-time Developmental Squad Player of the Week (Indiana, 10/24; Michigan State, 12/12; Illinois, 12/19).

► HIGH SCHOOL

Three-year letterman for head coach Tim Moncman at Parkland High School...Was a team captain as a senior...Helped the Trojans to the district title as a sophomore with a 13-1 record and as a freshman with a 10-4 mark... Was recognized as Class 4-6A Mr. Pennsylvania Football Lineman of the Year as a senior... Earned all-league honors as a senior...Chosen as the Comeback Player of the Year by The Morning Call... Named All-Eastern PA Conference first team as a senior...Selected to participate in the International Bowl...Had 28 pancake blocks as a senior...Tallied 16 pancake blocks as a junior...Rated a three-star prospect by 247Sports, ESPN and Rivals...Rated as the No. 22 guard and No. 6 recruit in Pennsylvania by 247Sports...Ranked as the No. 53 guard, No. 114 player in the region and No. 10 prospect in Pennsylvania by ESPN...Ranked as the No. 11 recruit in Pennsylvania by Rivals...Lettered twice in track & field, competing in shot put...Finished third in the lead EPC Championship meet...Was an honor roll student.

► PERSONAL

Full name is Nicholas Paul Dawkins...Son of Janice and Darryl Dawkins...Has two sisters, Alexis and Tabitha...Father, Darryl, played professional basketball, including 14 years in the NBA with the Philadelphia 76ers, New Jersey Nets, Detroit Pistons and Utah Jazz...Cousin, Brian Dawkins, played 16 years in the NFL with the Philadelphia Eagles and Denver Broncos...Cousin, Karl-Anthony Towns, played basketball at the University of Kentucky and in the NBA with the Minnesota Timberwolves...Cousin, Dion Dawkins, played football at Temple and in the NFL with the Buffalo Bills...Has participated in community service projects, PALS club and FCA...Hobbies include playing basketball and lifting...Earned his degree in recreation, park and tourism management...Pursuing a graduate certificate in organization development and change essentials...Would like to become a director of operations for a professional sports team.



DOMINIC DELUCA 0

Linebacker | 6-1 | 228
Redshirt Junior
West Pittston, Pa./Wyoming Area
Major: Agribusiness Management

- Has appeared in 29 career games.
- Joined as a run-on in the spring of 2021 and earned a scholarship at conclusion of the 2022 season.
- One of 38 Nittany Lion returnees from Pennsylvania.

► CAREER NOTES & RECORDS

Game: 2022: Blocked a punt against Minnesota (10/22), Penn State's first blocked punt since Journey Brown against Buffalo in 2019.

► 2023 ► REDSHIRT SOPHOMORE SEASON

Awards: Postseason: Earned the team's John Bruno Memorial Award, recognizing Penn State's outstanding special teams player. **Midseason:** Named a Burlsworth Trophy nominee.

Season: Appeared in 13 games on defense and special teams...Posted 29 tackles (17 solo), 4.5 tackles for loss, one sack, two forced fumbles, two interceptions, three pass breakups and a blocked punt... Named a team captain at the conclusion of spring practice...Awarded No. 0 jersey as Penn State's special teams leader, continuing a Penn State tradition...Named the coaching staff's Defensive Player of the Game (Delaware, 9/9) and Special Teams Player of the Game (Iowa, 9/23).

West Virginia (9/2): Recorded a solo sack in the second quarter. **Delaware (9/9):** Picked off a pass, the first of his career, in the third quarter and returned it 26 yards for a touchdown. **at Illinois (9/16):** Forced a fumble in the first quarter, the first of his career, which was recovered by Kobe King...Was credited with a tackle for loss on the forced fumble...Posted a career-high six tackles. **Iowa (9/23):** Made two solo tackles, including a tackle for loss, to go along with a forced fumble and a pass breakup. **at Northwestern (9/30):** Posted four solo tackles. **UMass (10/14):** Blocked a punt in the second quarter, the second of his career...Finished with three tackles and a pass breakup. **at Ohio State (10/21):** Posted two tackles. **at Maryland (11/4):** Posted an interception in the fourth quarter and returned it 35 yards...Added a solo tackle. **Michigan (11/11):** Made two solo stops. **Rutgers (11/18):** Tallied a solo tackle. **at Michigan State (11/24):** Made three tackles, including a half-tackle for loss. **vs. Ole Miss (12/30):** Posted four tackles (2 solo), including a tackle for loss.

► 2022 ► REDSHIRT FRESHMAN SEASON

Awards: Earned the team's Outstanding Run-On Award with Tank Smith.

Season: Appeared in all 13 games on defense and special teams...Made 29 tackles (18 solo), two tackles for loss, a sack, a pass breakup, two quarterback hurries and a blocked punt...Earned the coaching staff's Special Teams Player of the Week (Minnesota, 10/22)...Earned a scholarship at the end of the season.

at Purdue (9/1): Tallied two solo stops. **Ohio (9/10):** Recorded five tackles (all solo)...Three of the five tackles came on special teams. **at Auburn (9/17):** Assisted on a tackle for loss. **Central Michigan (9/24):** Made three solo stops...Added a quarterback hurry. **at Michigan (10/15):** Picked up two tackles. **Minnesota (10/22):** Totaled two tackles...Blocked a punt in the third quarter that led to a Nittany Lion touchdown drive. **Ohio State (10/29):** Collected two solo stops. **at Indiana (11/5):** Made two tackles...Added a quarterback hurry. **Maryland (11/12):** Assisted on four tackles. **at Rutgers (11/19):** Made three tackles (2 solo), including a career-high 1.5 tackles for loss and his first career sack. **Michigan State (11/26):** Assisted on a tackle and recorded a pass breakup on fourth down. **vs. Utah (1/2):** Made two stops.

► 2021 ► TRUE FRESHMAN SEASON

Awards: Named Penn State's Developmental Squad Defensive Player of the Year along with Jordan van den Berg and Jaden Seider.

Season: Redshirt season...Appeared in three games on special teams...Selected the coaching staff's Developmental Squad Defensive Player of the Week three times (Ball State, 9/11; Villanova, 9/25; Maryland, 11/6).

► HIGH SCHOOL

Was a four-year starter, three-time captain and a two-way player for coach Randy Spencer at Wyoming Area High School...Led Wyoming Area to its first ever state championship as a senior, a 21-14 win over Central Valley in the PIAA Class 3A title game...Threw two touchdowns in the game...As a senior, was named Player of the Year by The Citizens' Voice, The Times Leader and NEPAFootball.com, and was selected to the WNEP Dream Team...Also earned 2019 PA Football Writers Class 3A All-State Quarterback and Player of the Year...Scored 34 touchdowns (21 passing, 13 rushing) while throwing only five interceptions as a senior...Finished his career with 3,880 passing and 1,906 rushing yards on offense...Defensively, picked off 12 passes and made 201 career tackles...On special teams, returned three kickoffs for a score and was also an effective punter...Also lettered in basketball, lacrosse and track and field, throwing the javelin...Earned all-conference honors as a freshman (honorable mention), sophomore (second team) and junior (first team) in lacrosse...Participated in student council and executive board.

► PERSONAL

Full name is Dominic Carl DeLuca...Son of Ree Ree and Carl DeLuca...Has a sister, Sally, and brother, Dante...Father, Carl, played football at Wilkes University...Mother, Ree Ree, played field hockey at the University of Scranton and is a PIAA field hockey official...Sister, Sally, was a four-year starter and captain for the Bloomsburg University field hockey team...Brother, Dante, is a 2021 graduate of Penn State's College of Engineering...Has volunteered in numerous community service activities including grass cutting, snow shoveling, keynote speaking, coaching and bagging groceries...Majoring in agribusiness management.

DELUCA'S CAREER STATISTICS

	UT-AT	TT	FF	FR	I	PBU	SACK	TFL
2022	18-11	29	-	-	-	1	1.0-3	2.0-6
2023	17-12	29	2	-	2	3	1.0-5	4.5-14
Career	35-23	58	2	-	2	4	2.0-8	6.5-20

► DELUCA'S CAREER HIGHS

Tackles.....6; at Illinois, 9/16/23
Tackles for Loss.....1.5; at Rutgers, 11/19/22
Sacks.....1; Twice: Last West Virginia, 9/2/23
Forced Fumbles.....1; Twice: Last Iowa, 9/23/23
Interceptions.....1; Twice: Last at Maryland, 11/4/23
Long Interception Return.....35; at Maryland, 11/4/23
Pass Breakups.....1; Four Times: Last at Maryland, 11/4/23
Blocked Kicks.....1; Twice: Last UMass, 10/14/23



DANI DENNIS-SUTTON 33

Defensive End | 6-5 | 272
 Junior
 Millsboro, Del./McDonogh School (Md.)
 Major: Telecommunications

- Has appeared in 26 career games, making three starts.
- Earned Dean's List recognition following the 2023 fall semester.
- Joins Dvon J-Thomas and Mason Robinson as Penn State returnees who played at McDonogh School.
- Is the lone Nittany Lion returnee from Delaware.

► 2023 ► SOPHOMORE SEASON

Awards: Named third-team All-Big Ten by the coaches and honorable mention by the media...Earned Academic All-Big Ten honors.

Season: Appeared in all 13 games, making three starts...Finished with 26 tackles (17 solo), six tackles for loss, 3.5 sacks, two forced fumbles, a fumble recovery, two quarterback hurries and a pass breakup...Named the coaching staff's Defensive Player of the Game (Indiana, 10/28).

Delaware (9/9): Recorded a half-tackle for loss and a quarterback hurry. **at Illinois (9/16):** Posted two tackles and assisted on a tackle for loss. **Iowa (9/23):** Forced a fumble in the first quarter, the first of his career, which was recovered by Curtis Jacobs...Added a pass breakup and a quarterback hurry. **at Northwestern (9/30):** Posted a solo sack in the second quarter...Also assisted on a tackle for loss early in the second quarter. **at UMass (10/14):** Combined with Adisa Isaac on a sack in the first quarter. **at Ohio State (10/21):** Made three tackles (2 solo). **Indiana (10/28):** Secured a career-best six tackles to go along with a sack and a forced fumble...Recorded a strip-sack late in the fourth quarter, resulting in a safety to help seal the wins for the Nittany Lions. **at Maryland (11/4):** Made three stops (2 solo). **Michigan (11/11):** Tied a career high with two tackles for loss, including one sack, and finished with three solo tackles...Recorded the solo sack on Michigan's opening drive. **Rutgers (11/18):** Recovered a fumble in the second quarter. **vs. Ole Miss (12/30):** Made three stops (2 solo) and a quarterback hurry.

► 2022 ► TRUE FRESHMAN SEASON

Awards: Named an ESPN.com True Freshman All-American.

Season: Appeared in all 13 games...Made 17 tackles (11 solo), three sacks, 3.5 tackles for loss, three quarterback hurries, one interception and a pass breakup.

Ohio (9/10): Made two solo tackles...Added a quarterback hurry. **at Auburn (9/17):** Recorded a sack in the fourth quarter, the first of his career. **Central Michigan (9/24):** Registered a career-high two sacks...Added a pass breakup. **at Michigan (10/15):** Picked up three tackles (2 solo) and a quarterback hurry. **Minnesota (10/22):** Totaled two solo stops. **Ohio State (10/29):** Assisted on one tackle for loss. **at Indiana (11/5):** Recorded his first career interception and returned it 20 yards...Added three total tackles. **Maryland (11/12):** Assisted on one tackle and added a quarterback hurry. **at Rutgers (11/19):** Had one tackle. **vs. Utah (1/2):** Made a solo stop.

► HIGH SCHOOL

Four-time letterman for head coach Hakeem Sule at McDonogh School in Maryland...Two-time team captain...Helped guide McDonogh to an 11-1 record as a sophomore and a runner-up finish in the Maryland A Conference...Selected to play in the 2022 All-American Bowl and the Polynesian Bowl...Missed part of senior season due to injury...Junior season was cancelled due to the COVID-19 pandemic...Recorded 40 tackles (21 solo), six sacks and two forced fumbles a sophomore...Made 14 stops (3 solo) as a freshman...Rated a five-star prospect by Rivals and a four-star prospect by 247Sports, On3 and ESPN...Ranked as the No. 47 overall recruit, No. 7 defensive lineman and No. 1 prospect in Maryland by 247Sports...Graded the No. 44 player overall, No. 7 defensive lineman and No. 1 player in Maryland by On3...Rated the No. 11 overall prospect, No. 1 strongside defensive end and No. 1 player in Maryland by Rivals...Tabbed the No. 79 overall recruit, No. 9 defensive end, No. 9 player in the region and No. 3 player in Maryland by ESPN...Also lettered in basketball and track and field...Was on the honor roll all four years of high school.

► PERSONAL

Full name is Dani Deshon Dennis-Sutton...Son of Tishon Dennis and Dana Sutton...Has two sisters, Dayna and Desira...Enjoys meditation, photography and reading as hobbies...Has participated in community service work with the Dagsboro Boys & Girls Club...Plans on majoring in communications at Penn State with a career goal of owning his own gym.

DENNIS-SUTTON'S CAREER STATISTICS

	UT-AT	TT	FF	FR	I	PBU	SACK	TFL
2022	11-6	17	-	-	1	1	3.0-21	3.5-22
2023	17-9	26	2	1	-	1	3.5-29	6.0-33
Career	28-15	43	2	1	1	2	6.5-50	9.5-55

► DENNIS-SUTTON'S CAREER HIGHS

Tackles 6; Indiana, 10/28/23
Tackles for Loss 2; Twice: Last Michigan, 11/11/23
Sacks 2; Central Michigan, 9/24/22
Forced Fumbles 1; Twice: Last Indiana, 10/28/23
Fumble Recoveries 1; Rutgers, 11/18/23
Interceptions 1; at Indiana, 11/5/22
Long Interception Return 20; at Indiana, 11/5/22
Pass Breakups 1; Twice: Last Iowa, 9/23/23



MATT DETISCH 75

Offensive Line | 6-6 | 285
 Redshirt Sophomore
 Mars, Pa./Mars Area
 Major: Accounting

- Joined the team as a run-on in the fall of 2022.
- Two-time Dean's List selection and owns a 3.65 cumulative GPA following the 2023 fall semester.
- One of 38 Nittany Lion returnees from Pennsylvania.

► 2023 ► REDSHIRT FRESHMAN SEASON

Did not see any game action...Named the coaching staff's Developmental Squad Offensive Player of the Week three times (UMass, 10/14; Maryland, 11/5; Michigan, 11/12).

► 2022 ► TRUE FRESHMAN SEASON

Redshirt season...Appeared in one game...Named the coaching staff's Developmental Squad Offensive Player of the Week (Central Michigan, 9/24).

► HIGH SCHOOL

Played for head coach Scott Heinauer at Mars Area High School...Was a two-year letterwinner for the Fighting Planets, a one-time team captain and a one-time team MVP...Also earned the team's offensive and defensive line MVP his junior and senior season...Was a two-time WPIAL Section 4A all-conference selection...Earned two letters in track and field as a thrower...Was a high honor roll student all four years of high school.

► PERSONAL

Full name is Matthew John Detisch...Son of Timothy and Alishia Detisch...Has a sister, Katherine, and a brother, Ben...Hobbies include hanging with friends and family and participating in community service activities with his church youth group...Planning to major in accounting...Would like to work for an accounting firm in the future.



Junior defensive end Dani Dennis-Sutton

RETURNING NITTANY LIONS



KHALIL DINKINS 16

Tight End | 6-4 | 253
 Redshirt Junior
 Wexford, Pa./North Allegheny
 Major: Telecommunications

- Has appeared in 22 career games.
- Brother, Kolin, is also a member of the Penn State Football team.
- One of 38 Nittany Lion returnees from Pennsylvania.

► 2023 ► REDSHIRT SOPHOMORE SEASON

Season: Appeared in 12 games on offense and special teams...Finished with five receptions for 57 yards and a pair of touchdowns.

Iowa (9/23): Recorded a 9-yard touchdown reception from Drew Allar in the second quarter. **Indiana (10/28):** Hauled in a 9-yard touchdown catch in the first quarter. **at Maryland (11/4):** Posted a 16-yard grab. **at Michigan State (11/24):** Made an 11-yard reception. **vs. Ole Miss (12/30):** Recorded a 12-yard catch.

► 2022 ► REDSHIRT FRESHMAN SEASON

Season: Appeared in 10 games on offense and special teams...Made four receptions for 53 yards and a 28-yard touchdown reception.

Ohio (9/10): Made his first career reception, a 28-yard touchdown grab from Drew Allar in the fourth quarter. **at Indiana (11/5):** Recorded a 17-yard reception in the fourth quarter. **Maryland (11/12):** Made one reception. **at Rutgers (11/19):** Caught one pass for eight yards.

► 2021 ► TRUE FRESHMAN SEASON

Redshirt season...Selected the coaching staff's Developmental Squad Offensive Player of the Week twice (Illinois, 10/23; Maryland, 11/6).

► HIGH SCHOOL

Four-year letterman at North Allegheny Senior High School for head coach Art Walker...Served as a team captain his senior season...Named a 2020 WPIAL 6A All-Conference selection...Invited to the Pittsburgh Post-Gazette Fabulous 22 All-Star Game...Second-team 6A All-Conference honoree in 2019...North Allegheny went 36-3 in his four seasons as a member of the team...Was part of a squad that posted a 10-0 record in 2020...Tallied 413 receiving yards during his senior season with six touchdowns...Rated as the No. 33 tight end and No. 26 prospect in Pennsylvania by 247Sports...Ranked as the No. 21 tight end, No. 77 prospect in the region and No. 15 prospect in Pennsylvania by ESPN...Tabbed as the No. 24 prospect in the state by Rivals...Also lettered in basketball and was a power forward...Named a Trib High School Sports Network 2020-21 WPIAL Class 6A Basketball Player to Watch.

► PERSONAL

Full name is Khalil Joseph Dinkins...Son of Darnell and Shayla Dinkins...Has a sister, Kayla, and brother, Kolin...Brother, Kolin, is a safety on the Penn State Football team...Sister, Kayla, was a middle hitter on the Tulane women's volleyball team and was a two-time American Athletic Conference first-team all-conference honoree...Father, Darnell, played nine years in the NFL (2001-09) and three years at the University of Pittsburgh (1997-99)...Hobbies include playing football, playing video games, hanging with friends and volunteering with the NABA Youth Basketball league...Planning to major in business...Has future aspirations of playing football professionally and afterwards, would like to help inspire the next generation and leave a positive impact on people from all demographics.

DINKINS' CAREER STATISTICS

	Att.-Yds.	Avg.	TD	LG	Rec.-Yds.	Avg.	TD	LG
2022	-	-	-	-	4-53	13.3	1	28
2023	-	-	-	-	5-57	11.4	2	16
Career	-	-	-	-	9-110	12.2	3	28

► DINKINS' CAREER HIGHS

Receptions 1; Nine Times: Last vs. Ole Miss, 12/30/23
Receiving Yards 28; Ohio, 9/10/22
Receiving Touchdowns 1; Three Times: Last Indiana, 10/28/23
Longest Reception 28; Ohio, 9/10/22



KOLIN DINKINS 31

Safety | 6-2 | 203
 Redshirt Sophomore
 Wexford, Pa./North Allegheny
 Major: Telecommunications

- Has appeared in 12 career games.
- Joined the team as a run-on in the fall of 2022.
- Brother, Khalil, is also a member of the Penn State Football team.
- One of 38 Nittany Lion returnees from Pennsylvania.

► 2023 ► REDSHIRT FRESHMAN SEASON

Awards: Earned the team's Outstanding Run-On Award along with Dominic Rulli.

Season: Appeared in 12 games on special teams...Earned the coaching staff's Developmental Squad Defensive Player of the Week three times (Illinois, 9/16; UMass, 10/14; Michigan, 11/12).

West Virginia (9/2): Posted a solo tackle.

► 2022 ► TRUE FRESHMAN SEASON

Redshirt season.

► HIGH SCHOOL

Three-year letterman at North Allegheny Senior High School for head coach Art Walker...Was a part of three WPIAL semifinals teams...Posted 44 tackles (31 solo) and six tackles for loss as a senior...Recorded two interceptions on defense his junior season...Posted 25 carries for 155 yards and three touchdowns during sophomore campaign...Also lettered in basketball and track and field...Was a Big 56 Basketball All-Section Class 6A first team selection as a senior...Also won a gold medal in the long jump at the WPIAL Class AAA Track and Field Championships as senior, while also finishing fourth in high jump.

► PERSONAL

Full name is Kolin Michael Dinkins...Son of Darnell and Shayla Dinkins...Has a sister, Kayla, and brother, Khalil...Brother, Khalil, is a tight end on the Penn State Football team...Sister, Kayla, was a middle hitter on the Tulane women's volleyball team and was a two-time American Athletic Conference first-team all-conference honoree...Father, Darnell, played nine years in the NFL (2001-09) and three years at the University of Pittsburgh (1997-99)...Enjoys reading manga, watching movies, self-improvement and boxing...Plans on majoring in accounting at Penn State...Would like to work in entrepreneurship by building his brand using intellectual influences and creating financial freedom.

DINKINS' CAREER STATISTICS

	UT-AT	TT	FF	FR	I	PBU	SACK	TFL
2023	1-0	1	-	-	-	-	-	-
Career	1-0	1	-	-	-	-	-	-

► DINKINS' CAREER HIGHS

Tackles..... 1; West Virginia, 9/2/23



Redshirt junior tight end Khalil Dinkins

RETURNING NITTANY LIONS



ANTHONY DONKOH 68

Offensive Line | 6-5 | 336
 Redshirt Freshman
 Aldie, Va./Lightridge
 Major: Division of Undergraduate Studies

- Has appeared in four career games.
- One of nine Nittany Lion returnees from Virginia.

► 2023 ► TRUE FRESHMAN SEASON

Redshirt season...Appeared in four games.

► HIGH SCHOOL

Was a three-year letterman at Lightridge High School for head coach Bobby Eavenson...Served three years as a team captain...Named team MVP three times...Allowed only one sack in three years of varsity football...As a senior, allowed no sacks...On defense, collected 63 tackles, 16 tackles for loss, 11 sacks, 15 QB hurries, two pass breakups and three blocked kicks...Rated as a four-star prospect by 247Sports and On3 and a three-star prospect by ESPN and Rivals...Rated as the No. 18 interior offensive lineman in the class and No. 10 prospect in Virginia by 247Sports...Ranked as the No. 20 interior offensive lineman in the class and No. 5 prospect in the state by On3...Rated as the No. 33 guard in the country and No. 13 prospect in Virginia by ESPN...Ranked as the No. 20 prospect in the state by Rivals...Earned one letter in wrestling at Lightridge.

► PERSONAL

Full name is Anthony K. Donkoh...Son of Ato and Ernestina Donkoh...Has two brothers, Andrew and Athan, and a sister, Antoinette...Hobbies include playing video games and weightlifting...Intends to major in mechanical engineering.



ZANE DURANT 28

Defensive Tackle | 6-1 | 290
 Junior
 Lake Nona, Fla./Lake Nona
 Major: Human Development and Family Studies

- Has appeared in 26 career games, making 11 starts.
- One of four Nittany Lion returnees from Florida.

► 2023 ► SOPHOMORE SEASON

Season: Appeared in all 13 games, making 11 starts...Finished with 17 tackles (12 solo) to go along with 5.5 tackles for loss, two sacks, a fumble recovery and a quarterback hurry...Named the coaching staff's Defensive Player of the Game (Northwestern, 9/30).

Awards: Earned All-Big Ten honorable mention laurels from the media.

West Virginia (9/2): Made first career start...Recorded two tackles. **Delaware (9/9):** Made a career-high four tackles (2 solo)...Posted a sack and 1.5 tackles for loss. **at Illinois (9/16):** Recorded a solo stop. **at Northwestern (9/30):** Secured a career-high three tackles for loss to go along with a sack...Matched his career best in tackles with four...Solo sack came in the fourth quarter. **at Ohio State (10/21):** Posted two solo stops, including a tackle for loss in the fourth quarter. **Indiana (10/28):** Made two tackles. **at Maryland (11/4):** Recovered a fumble in the first quarter, the first of his career. **Michigan (11/11):** Assisted on a tackle. **vs. Ole Miss (12/30):** Made a solo stop.

► 2022 ► TRUE FRESHMAN SEASON

Season: Appeared in all 13 games...Made five tackles and one sack.

at Purdue (9/1): Assisted on a tackle. **Maryland (11/12):** Recorded three total tackles...Tallied his first career sack. **at Rutgers (11/19):** Assisted on one tackle.

► HIGH SCHOOL

Four-time letterman for head coach Anthony Paradiso at Lake Nona High School...Two-time team captain...Ranked No. 6 in the 2021 Orlando Sentinel Super 60 rankings...Earned Florida 8A second-team All-Conference honors in 2020...Named the 2020 Team MVP...Earned Lake Nona's Defensive Player of the Year in 2019 and 2020...Was a 2019 Pro Bowl all-star participant, placing first in the offensive and defensive line gauntlet...Finished 2021 with 66 tackles, 15 sacks, 28 tackles for loss, 38 QB hurries, four forced fumbles, one fumble recovery, four rushing touchdowns and one receiving touchdown...Holds the single-season sack record in 2021, while also owning the career sack and tackle record at Lake Nona...As a junior, posted 40 tackles (24 solo), 15.5 tackles for loss, 6.5 sacks, two forced fumbles and two recoveries (one returned for a 55-yard touchdown)...Recorded 28 tackles (17 solo) during his sophomore season to go along with 7.5 tackles for loss and one sack...Tallied 35 stops (19 solo) as a freshman with six tackles for loss, two sacks, eight hurries and a fumble recovery...Rated a four-star prospect by 247Sports, On3, Rivals and ESPN...Ranked as the No. 296 overall recruit, No. 38 defensive lineman and No. 36 prospect in Florida by 247Sports...Graded the No. 303 player overall, No. 38 defensive lineman and No. 36 player in Florida by On3...Rated the No. 22 defensive tackle and No. 40 player in Florida by Rivals...Tabbed the No. 271 overall recruit, No. 21 defensive tackle, No. 112 player in the region and No. 36 player in Florida by ESPN...Also lettered in track and field, throwing shot put, and weightlifting...Owns the school record for the shot put...Placed eighth in the state in the shot put in 2020.

► PERSONAL

Full name is Zane Marquis Alexander Durant...Son of Rojina and Marcus Durant...Has three sisters, Arielle, Gabrielle and Danielle...Father, Marcus, played football at Florida A&M University (1990-95)...Sister, Arielle, played basketball at FIU (2010-14)...Sister, Gabrielle, ran track and field at UCF (2014-19)...Enjoys fishing and gaming in his free time...Has participated in a variety of civic opportunities with the Gamma Phi Delta Sorority to support the needs of families in the Orlando area...Also has volunteered with the Lake Nona Junior Lions football program...Plans on majoring in human development and family studies at Penn State...Would like to pursue a career as a dietitian who specializes in food and nutritional services for athletes.

DURANT'S CAREER STATISTICS

	UT-AT	TT	FF	FR	I	PBU	SACK	TFL
2022	1-4	5	-	-	-	-	1.0-8	1.0-8
2023	12-5	17	-	1	-	-	2.0-17	5.5-28
Career	13-9	22	-	1	-	-	3.0-25	6.5-36

► DURANT'S CAREER HIGHS

Tackles 4; Twice: Last at Northwestern, 9/30/23
Tackles for Loss 3.0; at Northwestern, 9/30/23
Sacks 1; Three Times: Last at Northwestern, 9/30/23
Fumble Recoveries 1; at Maryland, 11/4/23



Junior defensive tackle Zane Durant

RETURNING NITTANY LIONS



TYLER DUZANSKY 48

Long Snapper | 6-4 | 217
 Redshirt Junior
 Glen Ellyn, Ill./St. Francis Prep
 Major: Supply Chain and Information Systems

- Has appeared in 20 career games.
- Three-time Dean's List selection and owns a 3.47 cumulative GPA following the 2023 fall semester.
- Is the lone Nittany Lion returnee from Illinois.
- One of eight returnees from the Midwest.

► 2023 ► REDSHIRT SOPHOMORE SEASON

Awards: Earned Academic All-Big Ten honors.

Season: Appeared in all 13 games as the team's primary long snapper...Made six tackles (5 solo) on special teams.

Rankings: Led the nation in tackles by a long snapper (6)...Penn State's punting unit ranked second in the Big Ten and sixth nationally in net punting (42.9).

West Virginia (9/2): Made first career start at long snapper. **Delaware (9/9):** Assisted placekicker Alex Felkins in going 8-for-8 on extra point attempts...Punter Riley Thompson hit a 47-yard punt to the Delaware 7 in the second quarter. **at Illinois (9/16):** Helped Felkins convert on three field goals, including a long of 45 yards...Thompson landed a pair of punts inside the Illinois 20. **Iowa (9/23):** Helped Felkins hit a 46-yard field goal in the first quarter and all four extra-point attempts. **at Northwestern (9/30):** Snapped for Thompson, who averaged 46.8 yards on four punts while knocking two inside the 20...Felkins connected on two field goals, one from 47 yards and another from 20 yards. **UMass (10/14):** Thompson booted a 47-yard punt to the UMass 10, his lone punt of the game...Penn State converted on all nine extra-point attempts. **at Ohio State (10/21):** Helped Felkins connect on a pair of 40+ yard field goals...Thompson averaged 43.7 yards on nine punts, including four inside the 20, two inside the 10 and two punts of 50+ yards. **Indiana (10/28):** Helped Felkins drill a 50-yard field goal to close out the first half...Thompson had four punts of 50+ yards and had two punts land inside the 10. **at Maryland (11/4):** Assisted Felkins in converting all three of his field goal attempts from 30, 35 and 39 yards. **Michigan (11/11):** Helped Felkins make a 20-yard field goal in the first quarter...Thompson averaged 49.0 yards per punt on five kicks, tying his season-best average, including three punts of 50+ yards. **Rutgers (11/18):** Felkins made two field goals, including a 48-yard field goal in the third quarter...Thompson averaged 52 yards on two punts. **at Michigan State (11/24):** Helped Felkins nail a 49-yard field goal on the opening drive, as well as a 30-yard field goal in the second quarter and all three extra-point attempts...Snapped for Thompson, who averaged 47.0 yards on three punts. **vs. Ole Miss (12/30):** Aided Felkins in hitting a 26-yard field goal on Penn State's opening drive...Thompson averaged 49.4 yards on five punts.

► 2022 ► REDSHIRT FRESHMAN SEASON

Awards: Earned Academic All-Big Ten honors.

Season: Appeared in seven games as a reserve long snapper.

► 2021 ► TRUE FRESHMAN SEASON

Redshirt season.

► HIGH SCHOOL

Was a three-year letterwinner for head coach Bob McMillen at St. Francis College Prep...As a senior, team finished 6-0 during a shortened spring season due to the COVID-19 pandemic...Squad won a Metro Suburban Blue Conference title during junior year after finishing 10-2...St. Francis finished 9-2 during sophomore season...Was once named the Kane County Chronicle Athlete of the Week...Also lettered in baseball, playing catcher and shortstop.

► PERSONAL

Full name is Tyler James Duzansky...Son of Jane and Jim Duzansky...Has a brother, Nick...Hobbies include baseball, working out and playing cards...Majoring in supply chain and information systems...Would like to play in the NFL and then afterwards, use his Penn State degree to help him earn a job that allows him to provide for his future family.

DUZANSKY'S CAREER STATISTICS

	UT-AT	TT	FF	FR	I	PBU	SACK	TFL
2022	-	-	-	-	-	-	-	-
2023	5-1	6	-	-	-	-	-	-
Career	5-1	6	-	-	-	-	-	-

► DUZANSKY'S CAREER HIGHS

Tackles: 2; Twice: Last vs. Ole Miss, 12/30/23



TYLER ELDON 43

Linebacker | 6-2 | 232
 Senior
 Frackville, Pa./North Schuylkill
 Major: Health Policy and Administration

- Has appeared in 39 career games, making 13 starts.
- Is a two-time Dean's List selection.
- One of 38 Nittany Lion returnees from Pennsylvania.

► 2023 ► JUNIOR SEASON

Awards: Postseason: Earned Academic All-Big Ten honors. **Preseason:** Named to the Reese's Senior Bowl watch list.

Season: Appeared in 13 games on defense and special teams...Finished with 21 tackles (16 solo), a tackle for loss, a fumble recovery, two pass breakups and a quarterback hurry.

West Virginia (9/2): Made a solo stop. **at Illinois (9/16):** Made three solo stops...Added a pass breakup. **at Northwestern (9/30):** Made a solo tackle and broke up a pass. **UMass (10/14):** Posted a solo tackle. **at Ohio State (10/21):** Recovered a muffed punt in the third quarter...Added a solo tackle. **Indiana (10/28):** Posted two solo stops. **at Maryland (11/4):** Recorded a tackle for loss. **Michigan (11/11):** Posted a solo tackle. **at Michigan State (11/24):** Assisted on two tackles. **vs. Ole Miss (12/30):** Made two solo stops.

► 2022 ► SOPHOMORE SEASON

Awards: Earned Academic All-Big Ten honors.

Season: Made 13 starts at middle linebacker...Recorded 44 tackles (25 solo), three tackles for loss, a sack, two quarterback hurries, a fumble recovery and a pass breakup.

at Purdue (9/1): Made three solo tackles in first career start. **Ohio (9/10):** Paced the team with six tackles (3 solo), matching his career high...Added a half tackle for loss. **at Auburn (9/17):** Made four solo tackles...Added a tackle for loss. **Central Michigan (9/24):** Posted two solo stops. **Northwestern (10/1):** Recorded a pass breakup and assisted on a tackle. **at Michigan (10/15):** Matched a career high with six total tackles. **Minnesota (10/22):** Recorded three solo tackles, including a tackle for loss and a quarterback hurry. **Ohio State (10/29):** Collected one solo stop. **at Indiana (11/5):** Picked up two tackles. **Maryland (11/12):** Recorded four total tackles (2 solo). **at Rutgers (11/19):** Totaled three tackles and his first career sack. **Michigan State (11/26):** Posted three total tackles (2 solo)...Added a fumble recovery and a quarterback hurry. **vs. Utah (1/2):** Posted six stops (3 solo).

► 2021 ► FRESHMAN SEASON

Awards: Earned Academic All-Big Ten honors.

Season: Appeared in 12 games on defense and special teams...Made 12 tackles (9 solo).

Ball State (9/11): Recorded three tackles. **Villanova (9/25):** Made a solo tackle. **Indiana (10/2):** Tallied a solo tackle. **at Maryland (11/6):** Recorded a solo tackle. **vs. Arkansas (1/1):** Made a career-high six tackles (5 solo).

► 2020 ► TRUE FRESHMAN SEASON

Season: Appeared in one game...Named the coaching staff's Developmental Squad Defensive Player of the Week (Nebraska, 11/14)...Earned the coaching staff's Developmental Squad Special Teams Player of the Week (Michigan, 11/28).

Illinois (12/19): Recorded a solo tackle.

RETURNING NITTANY LIONS

► HIGH SCHOOL

Four-year letterman for head coach Walter Hall at North Schuylkill High School...Was a team captain as a senior...Helped the Spartans to back-to-back Schuylkill League Championships in 2018 and 2019... Guided North Schuylkill to the District 11 title in 2018...2019 Mr. PA Football 1A-3A Finalist...Named first-team Football News Class 3A All-State as a junior...Selected to the 2019 PennLive All-Pennsylvania High School Football Team...Earned first-team PA Writers Class 3A All-State accolades as a junior... Garnered WNEP Super 16 Dream Team and All-EasternPAFootball.com Team honors as a junior...Claimed Schuylkill League Defensive Player of the Year as a junior by the Schuylkill County Football Coaches Association (SCFCA), Standard Speaker and Pottsville Republican...Earned All-Schuylkill League first team honors in 2017 and 2018...Named to the Standard Speakers All-Area team and Republican Herald All-Area second team in 2017...Was a Schuylkill County Coaches Association All-Star in as a sophomore... Recorded 88 tackles, five sacks, 15 tackles for loss, three forced fumbles, three fumble recoveries and four pass breakups as a senior...Had 115 tackles, 23 tackles for loss, seven sacks, two interceptions and three blocked punts as a junior...Contributed 260 rushing yards, 10 touchdowns on offense in 2018... Had 80 tackles as a sophomore...Registered 50 tackles as a freshman...Rated a four-star prospect by 247Sports and a three-star recruit by ESPN and Rivals...Rated as the No. 344 overall prospect, No. 15 inside linebacker and No. 5 recruit in Pennsylvania by 247Sports...Ranked as the No. 17 inside linebacker, No. 99 player in the region and No. 6 prospect in Pennsylvania by ESPN...Ranked as the No. 9 recruit in Pennsylvania by Rivals...Lettered twice in track & field...Participated in the state meet in the 4x100 and 4x400.

► PERSONAL

Full name is Tyler David Elsdon...Son of Nea and John Griffin...Has two brothers, Nathan and Mathew... Cousin, Aaron Bolinsky, was a long snapper for Syracuse (2019-22)...Cousin, Rick Bolinsky, was a football letterman at Penn State in 1999...Aunt, Vanessa Lindenmuth, graduated from Penn State...Hobbies include hunting, riding, trap shooting and lifting weights...Majoring in health policy and administration.

ELSDON'S CAREER STATISTICS

	UT-AT	TT	FF	FR	I	PBU	SACK	TFL
2020	1-0	1	-	-	-	-	-	-
2021	9-2	11	-	-	-	-	-	-
2022	25-19	44	-	1	-	1	1.0-2	3.0-6
2023	16-5	21	-	1	-	2	-	1.0-3
Career	51-26	77	-	2	-	3	1.0-2	4.0-9

► ELSDON'S CAREER HIGHS

Tackles6; Three Times: Last vs. Utah, 1/2/23
Tackles for Loss 1.0; Three Times: Last at Maryland, 11/4/23
Sacks 1.0; at Rutgers, 11/19/22
Fumble Recoveries 1; Twice: Last at Ohio State, 10/21/23
Pass Breakups1; Three Times: Last at Northwestern, 9/30/23



JASON ESTRELLA 86

Wide Receiver | 6-2 | 193
 Redshirt Junior
 Bethlehem, Pa./Liberty
 Major: Biobehavioral Health

- Joined the program as a run-on in the summer of 2021.
- One of 38 Nittany Lion returnees from Pennsylvania.

► 2023 ► REDSHIRT SOPHOMORE SEASON

Appeared in two games...Named the coaching staff's Developmental Squad Offensive Player of the Week (Ohio State, 10/21)...Earned the coaching staff's Developmental Squad Special Teams Player of the Week (West Virginia, 9/2).

► 2022 ► REDSHIRT FRESHMAN SEASON

Awards: Earned Academic All-Big Ten honors.

Season: Did not see any game action...Named the coaching staff's Developmental Squad Special Teams Player of the Week twice (Minnesota, 10/22; Michigan State, 10/26)...Earned the coaching staff's Developmental Squad Offensive Player of the Week (Rutgers, 11/19).

► 2021 ► TRUE FRESHMAN SEASON

Redshirt season...Named the coaching staff's Developmental Squad Offensive Player of the Week (Rutgers, 11/20).

► HIGH SCHOOL

Was a two-year letterwinner for John Truby at Liberty High School in Bethlehem, Pa...Voted a team captain as a senior...Named an Eastern Pennsylvania Conference All-Star as a senior and participated in the McDonald's Conference Classic...Tallied 75 tackles and three interceptions on defense as a senior, while logging 200 yards receiving and an touchdown on offense...Also lettered in basketball as a power forward...Was named a scholar-athlete.

► PERSONAL

Full name is Jason Juan Estrella...Son of Suzanne and Rick Estrella...Has a brother, Benjamin, and two sisters, Genae and Rachel...Enjoys watching YouTube, Anime, playing basketball and lifting weights in his free time...Has volunteered in tutoring and sports training...Would like to have a career in fitness training...Majoring in biobehavioral health.



OMARI EVANS

5

Wide Receiver | 6-0 | 190
 Junior
 Killeen, Texas/Shoemaker
 Major: Telecommunications

- Has appeared in 24 career games.
- Joins Addison Penn as Nittany Lion returnees from Texas.

► 2023 ► SOPHOMORE SEASON

Awards: Postseason: Earned Academic All-Big Ten honors. **Preseason:** Named to the Earl Campbell Tyler Rose Award watch list.

Season: Appeared in 11 games...Finished with four catches for 94 yards and a touchdown.

Delaware (9/9): Scored on a 4-yard touchdown reception from Beau Pribula in the fourth quarter. **at Maryland (11/4):** Posted a 5-yard reception. **Rutgers (11/18):** Made a 25-yard reception. **at Michigan State (11/24):** Tallied a 60-yard grab in the third quarter, the longest reception of his career, to set up an eventual Penn State touchdown on the drive.

► 2022 ► TRUE FRESHMAN SEASON

Season: Appeared in 13 games...Had 55 receiving yards and one touchdown on five receptions... Returned two kicks for 33 yards.

Ohio (9/10): Tallied two receptions for 30 yards and a touchdown, the first of his career...Score came on a 32-yard pass from Drew Allar in the third quarter...The touchdown grab was his first career catch. **Minnesota (10/22):** Recorded seven rushing yards on one carry. **Ohio State (10/29):** Made two grabs for 14 yards...Returned a kickoff for 17 yards. **at Rutgers (11/19):** Snagged one pass for 11 yards.

► HIGH SCHOOL

Played at Robert M. Shoemaker High School for head coach Toby Foreman...Was a team captain as a senior...As a junior, led by Greywolves to an 8-3 record...Helped Robert M. Shoemaker to a city championship as a sophomore and a co-district title as a freshman...Was a second-team all-conference selection as a junior, as a cornerback, and a senior, as a quarterback...Recorded 853 passing yards, eight passing touchdowns, 818 rushing yards, eight rushing touchdowns and a receiving touchdown as a quarterback...As a junior, tallied two receiving touchdowns, 45 tackles, a tackle for loss, an interception, a forced fumble and two pass breakups...As a sophomore, collected 247 rushing yards, 127 receiving yards and 140 passing yards with five total touchdowns...As a freshman, threw for 938 yards, rushed for 800 yards and had 240 receiving yards with 23 touchdowns...Recorded a four-star prospect by ESPN and a three-star prospect by 247Sports, On3 and Rivals...Also competed in track, baseball and basketball... Held school records in the long jump (24.2) and the 4x100 (40.6)...Earned All-State Academic 6A honors in 2021.

► PERSONAL

Full name is Donovan Omari Evans...Son of Donovan and Dorian Evans...Has two brothers, Dallas and Dakota, and a sister, Dayna...Hobbies include fishing, skating, playing video games and hanging out with friends...Plans to pursue a career working with animals.

RETURNING NITTANY LIONS

EVANS' CAREER STATISTICS

	Att.-Yds.	Avg.	TD	LG	Rec.-Yds.	Avg.	TD	LG
2022	1-7	7.0	-	7	5-55	11.0	1	32
2023	-	-	-	-	4-94	23.5	1	60
Career	1-7	7.0	-	7	9-149	16.6	2	60

EVANS' CAREER HIGHS

Receptions	2; Twice: Last Ohio State, 10/29/22
Receiving Yards	60; vs. Michigan St, 11/24/23
Longest Reception	60; vs. Michigan St, 11/24/23
Receiving Touchdowns	1; Ohio, 9/10/22
Rushing Attempts	1; Minnesota, 10/22/22
Rushing Yards	7; Minnesota, 10/22/22
Longest Rush	7; Minnesota, 10/22/22



ZURIAH FISHER 36

Defensive End | 6-3 | 254
 Redshirt Senior
 Aliquippa, Pa./Aliquippa
 Major: Recreation, Park and Tourism Management

- Has appeared in 24 career games.
- Moved from linebacker to defensive end following the 2020 season.
- Earned Dean's List during the 2021 spring semester.
- One of 38 Nittany Lion returnees from Pennsylvania.

2023 REDSHIRT JUNIOR SEASON

Season: Appeared in 13 games on defense and special teams...Made 17 tackles (11 solo), 3.5 sacks, a fumble recovery and a quarterback hurry.

West Virginia (9/2): Assisted on two tackles. **Delaware (9/9):** Posted a sack in the fourth quarter, the first of his career. **Illinois (9/16):** Made two tackles and assisted on a sack. **Iowa (9/23):** Recovered a fumble in the fourth quarter forced by Amin Vanover. **at Northwestern (9/30):** Made two solo tackles, including a solo sack in the fourth quarter. **UMass (10/14):** Collected two solo tackles. **Indiana (10/28):** Made a career-high three tackles (2 solo). **at Maryland (11/4):** Posted two tackles. **at Michigan State (11/24):** Assisted on tackle and added a quarterback hurry. **vs. Ole Miss (12/30):** Made two solo tackles, including a sack in the third quarter.

2022 SOPHOMORE SEASON

Season: Redshirt season...Appeared in two games, making two tackles.
Maryland (11/12): Made a solo tackle. **at Rutgers (11/19):** Assisted on one tackle.

2021 FRESHMAN SEASON

Awards: Earned Academic All-Big Ten honors.
Season: Appeared in eight games...Made four tackles (2 solo).
Indiana (10/2): Recorded first career tackle. **at Maryland (11/6):** Assisted on a tackle. **vs. Arkansas (1/1):** Tallied two stops.



Junior wide receiver Omari Evans

2020 TRUE FRESHMAN SEASON

Appeared in one game.

HIGH SCHOOL

Four-year letterman for head coach Mike Warfield at Aliquippa High School...Was a team captain as a senior...Helped Aliquippa to the Pennsylvania Interscholastic Athletic Association (PIAA) title and WPIAL championship as a junior with a 14-1 record...Named Beaver Valley Conference Defensive MVP...Named to the Mr. PA Football Tremendous 25 during his senior season...Registered 115 tackles in his career...Rated a four-star prospect by 247Sports and a three-star prospect by ESPN and Rivals...Rated as the No. 163 overall prospect, No. 7 weakside defensive end and No. 3 recruit in Pennsylvania by 247Sports...Ranked as the No. 64 defensive end, No. 93 player in the region and No. 4 prospect in Pennsylvania by ESPN...Ranked as the No. 48 outside linebacker and No. 4 recruit in Pennsylvania by Rivals...Lettered in basketball...Won the underclassman award and most improved player honor.

PERSONAL

Full name is Zuriah Dupree Fisher...Son of Tramane Johnson and Lamar Fisher...Has one brother, Xavier, and one sister, Chamar...Uncle, Kelvin, played football at Arizona State...Uncle, Keith, played football at Michigan State...Hobbies include playing sports, video games and going to school...Majoring in recreation, park and tourism management.

FISHER'S CAREER STATISTICS

	UT-AT	TT	FF	FR	I	PBU	SACK	TFL
2021	2-2	4	-	-	-	-	-	-
2022	1-1	2	-	-	-	-	-	-
2023	10-6	16	-	1	-	-	3.5-21	3.5-21
Career	13-9	22	-	1	-	-	3.5-21	3.5-21

FISHER'S CAREER HIGHS

Tackles	3; Indiana, 10/28/23
Tackles for Loss	1.0; Three Times: Last vs. Ole Miss, 12/30/23
Sacks	1.0; Three Times: Last vs. Ole Miss, 12/30/23



JIM FITZGERALD 65

Offensive Line | 6-7 | 311
 Redshirt Sophomore
 Severna Park, Md./Archbishop Spalding
 Major: History

- Joined the program as a run-on in the fall of 2022.
- One of eight Nittany Lion returnees from Maryland.

2023 REDSHIRT FRESHMAN SEASON

Did not see any game action.

2022 TRUE FRESHMAN SEASON

Awards: Earned the team's Developmental Squad Offensive Player of the Year with Jan Mahlert.
Season: Redshirt season...Appeared in two games...Selected the coaching staff's Developmental Squad Offensive Player of the Week three times (Northwestern, 10/1; Indiana, 11/5; Michigan State, 11/26).

HIGH SCHOOL

Three-year letterman at Archbishop Spalding High School for head coach Kyle Schmitt...Team posted a 10-1 record during senior season...Was a Capital Gazette second-team all-county selection his senior year...Also participated in the Big 33 All-Star Classic...Was teammates with current Penn State safety Zakee Wheatley at Archbishop Spalding.

PERSONAL

Full name is James Charles Fitzgerald...Son of Gail and Dave Fitzgerald...Has three brothers, Patrick, David and Charles...Father, Dave, played football at Navy...Uncle played football at Auburn and grandfather played football at Southern Miss...Enjoys fishing, hunting and boating in his free time...Is undecided on a major...Majoring in history.



MEHKI FLOWERS 80

Wide Receiver | 6-0 | 186
 Redshirt Sophomore
 Harrisburg, Pa./Central Dauphin East
 Major: Recreation, Park and Tourism Management

- Has appeared in six career games.
- Made the switch from safety to wide receiver following the 2023 season.
- One of 38 Nittany Lion returnees from Pennsylvania.

► 2023 ► REDSHIRT FRESHMAN SEASON

Season: Appeared in four games, primarily on special teams...Assisted on two tackles.

Delaware (9/9): Assisted on a tackle. **UMass (10/14):** Secured one tackle.

► 2022 ► TRUE FRESHMAN SEASON

Redshirt season...Appeared in two games...Was selected the coaching staff's Developmental Squad Defensive Player of the Week (Central Michigan, 9/24).

► HIGH SCHOOL

Played for head coach Lance Deane at Central Dauphin East High School...Was a four-time team captain... Won a Class A District 3 state championship as a junior at Central Dauphin...Mr. Pennsylvania Football semifinalist...Two-time all-state selection...2020 PA News and EasternPa.com Player of the Year...2020 PennLive Player of the Year...Posted 65 tackles, five tackles for loss, two interceptions and two sacks on defense as a senior while scoring 25 total touchdowns...Also made 50 grabs for 850 yards and eight touchdowns...Made 62 catches for 1,089 yards in 2020, 56 receptions in 2019 and 50 grabs in 2018...Also had a four-interception game against Camp Hill in 2020...Rated a four-star prospect by 247Sports, On3, Rivals and ESPN...Rated the No. 158 prospect nationally, No. 6 athlete and No. 4 player in Pennsylvania by 247Sports...Ranked the No. 177 overall player, No. 7 athlete and No. 5 player in Pennsylvania by On3...Tabbed the No. 109 overall recruit, No. 8 athlete and No. 2 player in Pennsylvania by Rivals...Rated No. 171 overall, No. 12 at his position, No. 23 in the region and No. 6 in Pennsylvania by ESPN.

► PERSONAL

Full name is Mehki Tahir Flowers...Son of Melissa Flowers-Spearman and Kelly Spearman...Has three sisters, Ayana, Mia and Kelsie Flowers, and a brother, Jarvai Flowers...Enjoys working out, playing basketball and watching Netflix...Enjoys spending time volunteering with little league football and basketball teams...Majoring in recreation, park and tourism management.

FLOWERS' CAREER STATISTICS

	UT-AT	TT	FF	FR	I	PBU	SACK	TFL
2023	0-2	2	-	-	-	-	-	-
Career	0-2	2	-	-	-	-	-	-

► FLOWERS' CAREER HIGHS

Tackles..... 1; Twice: Last UMass, 10/14/23



ALONZO FORD JR. 50

Defensive Tackle | 6-2 | 319
 Redshirt Senior
 Richmond, Va./Varina/Old Dominion
 Major: Criminology

- Appeared and started in 25 career games at Old Dominion.
- One of nine Nittany Lion returnees from Virginia.

► 2023 ► JUNIOR SEASON

Redshirt season...Missed the entire season due to injury.

► 2021-22 ► OLD DOMINION

Awards: 2022: Earned All-Sun Belt honorable mention recognition.

Season: 2022: Made 12 starts at defensive tackle...Made 32 stops, 3.5 sacks and five tackles for loss. **2021:** Started all 13 games at defensive tackle...Led ODU's defensive linemen with 38 tackles...Finished the year with 2.5 tackles for loss and a half sack.

2022: Virginia Tech (9/2): Made two tackles. **at East Carolina (9/10):** Recorded three solo stops... Had a sack for a loss of seven yards...Tallied two tackles for loss. **at Virginia (9/17):** Assisted on a tackle. **Arkansas State (9/24):** Posted five tackles and a half sack. **Liberty (10/1):** Made four stops (3 solo)...Had two sacks for a loss of 16 yards. **at Coastal Carolina (10/15):** Assisted on two tackles. **Georgia Southern (10/22):** Had three tackles. **at Georgia State (10/29):** Made a solo stop. **Marshall (11/5):** Assisted on a tackle. **James Madison (11/12):** Made three tackles and a half tackle for loss. **at Appalachian State (11/19):** Posted three stops. **at South Alabama (11/26):** Made four tackles (3 solo).

2021: at Wake Forest (9/3): Posted three tackles (2 solo) and forced a fumble...Added a QB hurry. **Hampton (9/11):** Made two solo stops. **at Liberty (9/18):** Recorded a solo tackle. **Buffalo (9/25):** Tallied a career-high seven tackles and recovered a fumble. **at UTEP (10/2):** Notched four tackles and a half tackle for loss. **Marshall (10/9):** Assisted on a tackle and added a QB hurry. **Western Kentucky (10/16):** Made six tackles. **Louisiana Tech (10/30):** Posted three tackles. **at FIU (11/6):** Made two solo tackles, including a tackle for loss. **Florida Atlantic (11/13):** Assisted on two tackles and posted a half-tackle for loss. **at Middle Tennessee (11/27):** Made two stops and added a QB hurry. **Charlotte (11/27):** Assisted on six tackles, including a half-sack. **vs. Tulsa (12/20):** Made three stops and a full tackle for loss.

► HIGH SCHOOL

Played for head coach Marcus Lewis at Varina High School...Helped Varina to an 11-3 record and berth in the state semifinals as a senior...Earned first-team Class 5A all-state honors on both the offensive and defensive line...Posted 59 tackles, 20 tackles for loss and five sacks during senior season...As a junior, recorded 34 tackles, nine tackles for loss, three sacks and an interception...Rated a three-star recruit and the No. 51 ranked recruit in Virginia.

► PERSONAL

Full named is Alonzo Dewayne Ford Jr...Son of Alonzo and Ta'Neshia Ford...Has two sisters, Khadijah and Ayana...Has worked as a lifeguard in the past...Majoring in criminology.

FORD'S CAREER STATISTICS

	UT-AT	TT	FF	FR	I	PBU	SACK	TFL
2021*	12-30	42	1	1	-	-	0.5-3	3.5-6
2022*	14-18	32	-	-	-	-	3.5-25	5.0-28
Career	26-48	74	1	1	-	-	4.0-28	8.5-34



Redshirt senior defensive end Zuriah Fisher

RETURNING NITTANY LIONS

► FORD'S CAREER HIGHS

Tackles7; Buffalo, 9/25/21
 Tackles for Loss 2.0; Twice: Last Liberty, 10/1/22
 Sacks2.0; Liberty, 10/1/22
 Forced Fumbles 1; at Wake Forest, 9/3/21
 Fumble Recoveries 1; Buffalo, 9/25/21

* at Old Dominion (2021-22).



FINN FURMANEK 89
 Tight End | 6-3 | 242
 Redshirt Freshman
 State College, Pa./State College Area
 Major: Division of Undergraduate Studies

- Joins Jashaun Green as Nittany Lion returnees who attended State College Area High School.
- One of 38 Nittany Lion returnees from Pennsylvania.

► 2023 ► TRUE FRESHMAN SEASON

Redshirt season...Was named the coaching staff's Developmental Squad Special Teams Player of the Week twice (Indiana, 10/28; Michigan, 11/12).

► HIGH SCHOOL

Was a three-year letterwinner for head coach Matt Lintal at State College Area High School...Named a team captain his senior season...State College was back-to-back state semifinalists...Team posted a 13-1 record during his senior campaign...Earned first-team all-league honors and second-team all-conference laurels...Participated in the 2023 PSFCA East-West All-Star Game...Also lettered in basketball for the Little Lions.

► PERSONAL

Full name is Finnegan Irwin Furmanek...Son of Robert and Maure Furmanek...Has a sister, Bayla, and a brother, Keen...Cousin, Alex Furmanek, played football at Penn State (2019-22)...Has four uncles, Mike Irwin, Pat Irwin, Joey Irwin and Eugene Ehredt, who all attended Penn State...Plans on majoring in business at Penn State.



JASHAUN GREEN 39
 Safety | 6-1 | 171
 Redshirt Sophomore
 State College, Pa./State College Area
 Major: Agribusiness Management

- Joined the program as a run-on in the fall of 2022.
- Joins Finn Furmanek as Nittany Lion returnees who attended State College Area High School.
- One of 38 Nittany Lion returnees from Pennsylvania.

► 2023 ► REDSHIRT FRESHMAN SEASON

Did not see any game action.

► 2022 ► TRUE FRESHMAN SEASON

Redshirt season.

► HIGH SCHOOL

Was a three-year letterwinner for head coach Matt Lintal at State College Area High School...Named a team captain as a senior...Earned team MVP honors his senior season...Squad posted a combined 19-12 record...Tallied 42 catches for 800 yards and 10 receiving touchdowns as a senior, while adding 22 carries for 250 yards and two scores...Made 22 tackles and an interception on defense...Logged 20 catches for 400 yards and six touchdowns during a shortened season in 2020 due to the COVID-19 pandemic...Had 23 grabs for 560 yards and eight scores as sophomore...Also lettered in track and field.

► PERSONAL

Full name is Jashaun Wesley Green...Son of Hillary Green...Has four sisters, Kaija Green, Brielle Green, Mia Green and Jaliyah Albro, and a brother, Dresyn Green...Enjoys playing basketball and video games in his free time...Plans on majoring in business at Penn State...Would like to own a real estate business after his football career.



MITCHELL GROH 96
 Punter | 6-1 | 191
 Redshirt Junior
 Dallastown, Pa./Dallastown Area
 Major: Corporate Innovation and Entrepreneurship

- Joined the team as a run-on during the summer of 2021.
- Named to the Dean's List twice and owns a 3.34 GPA following the 2023 fall semester.
- One of 38 Nittany Lion returnees from Pennsylvania.

► 2023 ► REDSHIRT SOPHOMORE SEASON

Awards: Earned Academic All-Big Ten honors.

Season: Did not see any game action.

► 2022 ► REDSHIRT FRESHMAN SEASON

Awards: Earned Academic All-Big Ten honors.

Season: Did not see any game action.

► 2021 ► TRUE FRESHMAN SEASON


Redshirt season.

► HIGH SCHOOL

Was a four-year letterwinner for head coach Ron Miller at Dallastown Area High School...Voted a two-time team captain for the Wildcats...Dallastown won the YAIIA Division I championship as a freshman...Was a two-time Max Preps 6A all-state punter...Earned an invite to the Big 33 All-Star game as a punter...Named a YAIIA Division I all-star four times both as a kicker and punter...Averaged 36.9 yards per punt with a long of 54 yards as a senior while also converting on 12 extra points...Posted a 38.1 punting average as a junior with a long boot of 63 yards...Also made 11 PATs and two field goals...Punted at an average of 38.4 as a sophomore to go along with a long of 54 and 14 extra points...Totaled 52 points as a freshman, converting on 46 PATs ...Also averaged 36 yards per punt with a long kick of 54...Was a three-year letterwinner in soccer as a center midfielder and was named a 2020 YAIIA soccer all-star selection...Played forward for the club ice hockey team in high school...Named a 2021 YAIIA academic all-league honoree...Earned distinguished honors and was an honor roll student.

► PERSONAL

Full name is Mitchell William Groh...Son of Darby and Mitch Groh...Has a sister, Maggie...Mother, Darby, earned a master's degree from Penn State in 1998...Father, Mitch, played soccer for Elizabethtown College (1989-93)...Hobbies include hunting, fishing and spending time at the beach...Majoring in corporate innovation and entrepreneurship...Would like to be an entrepreneur after football.



IAN HARVIE 54
 Offensive Line | 6-2 | 256
 Redshirt Sophomore
 Royersford, Pa./Spring-Ford
 Major: Recreation, Park and Tourism Management

- Joined the program as a run-on in the fall of 2022.
- One of 38 Nittany Lion returnees from Pennsylvania.

► 2023 ► REDSHIRT FRESHMAN SEASON

Did not see any game action.

► 2022 ► TRUE FRESHMAN SEASON

Redshirt season...Appeared in two games...Selected the coaching staff's Developmental Squad Offensive Player of the Week (Michigan, 10/15).

► HIGH SCHOOL

Was a three-year letterwinner for Chad Brubaker at Spring-Ford High School...Named a team captain his senior season...Was a two-time first-team all-region honoree in Montgomery County...Also earned first-team all-conference honors in the Pioneer Athletic League his junior and senior season...The Rams won a pair of conference championships his sophomore and junior year, as the squad went 9-4 and 9-1 respectively...Team went 24-10 overall during his three seasons as a letterwinner.

► PERSONAL

Full name is Ian James Harvie...Son of Suzanne and David Harvie...Has a sister, Emma...Enjoys hanging out with friends and playing video games in his free time...Has volunteered at his church...Majoring in recreation, park and tourism management.



TYLER HOLZWORTH 34

Running Back | 6-0 | 221
Redshirt Junior
Milford, N.J./Delaware Valley Regional/Delaware Valley
Major: Agribusiness Management

- Joined the team as a run-in in the spring of 2022.
- Three-time Dean's List selection and owns a 3.60 cumulative GPA following the 2023 fall semester.
- One of five returning Nittany Lions from New Jersey.

► 2023 ► REDSHIRT SOPHOMORE SEASON

Awards: Earned Academic All-Big Ten honors.

Season: Appeared in two games.

Delaware (9/9): Recorded four rushing yards.

► 2022 ► REDSHIRT FRESHMAN SEASON

Awards: Earned Academic All-Big Ten honors.

Season: Appeared in four games...Ran for 19 yards on six carries and had two catches for 16 yards... Selected the coaching staff's Developmental Squad Special Teams Player of the Week (Ohio, 9/10)... Named the coaching staff's Developmental Squad Offensive Player of the Week (Northwestern, 10/1).

at Indiana (11/5): Carried the ball twice for five yards...Added a 9-yard reception. **Maryland (11/12):** Ran three times for 14 yards...Caught one pass for seven yards.

► 2021 ► DELAWARE VALLEY UNIVERSITY

Redshirt season...Team won the 2021 Middle Atlantic Championship.

► HIGH SCHOOL

Was a three-year letterwinner for Michael Haughey at Delaware Valley Regional High School...Tabbed a two-time team captain for the Terriers...Earned team MVP honors during his senior season...Team went 6-1 his senior season and were Big Central 1A conference champs...Named a first-team all-area honoree in Lehigh Valley during his senior season and honorable mention as a junior...Was the Hunterdon County Player of the Year as a senior in addition to picking up first-team all-county honors...Also earned second-team all-county laurels as a junior...Named the Big Central Player of the Year as a senior and was a first-team all-conference selection on offense...Participated in the Basilone Bowl...Tallied 328 rushing yards and 398 receiving yards as senior while scoring 14 total touchdowns...Added 33 tackles, three interceptions, two pick-sixes, a forced fumble and a recovery on defense...Logged 580 receiving yards and four touchdowns as a junior to go along with 22 tackles, an interception, forced fumble and two recoveries...Lettered three years in lacrosse as a midfielder.

► PERSONAL

Full name is Tyler Joseph Holzworth...Son of Nancy and Tom Holzworth...Has a brother, Michael... Mother, Nancy, uncle, Dan Stitt, and aunts, Corina Stitt and Elena Caracciolo, all attended Penn State... Hobbies include fishing, lifting weights, trucks, tractors and dirt bikes...Has volunteered with the Best Buddies, Grow-A-Row and community road clean up events...Majoring in agribusiness management at Penn State.

HOLZWORTH'S CAREER STATISTICS

	Att.-Yds.	Avg.	TD	LG	Rec.-Yds.	Avg.	TD	LG
2022	6-19	3.2	-	7	2-16	8.0	-	9
2023	3-4	1.3	-	-	-	-	-	-
Career	9-23	2.6	-	7	2-16	8.0	-	9

► HOLZWORTH'S CAREER HIGHS

Rushing Attempts 3; Twice: Last Delaware, 9/9/23
Rushing Yards 14; Maryland, 11/12/22
Longest Rush 7; Maryland, 11/12/22
Receptions 1; Twice: Last Maryland, 1/12/22
Receiving Yards 9; at Indiana, 11/5/22
Longest Reception 9; at Indiana, 11/5/22



OLAIVAVEGA IOANE 71

Offensive Line | 6-4 | 346
Redshirt Sophomore
Graham, Wash./Graham-Kapowsin
Major: Telecommunications

- Has appeared in 17 career games, making five starts.
- Named to the Dean's List following the 2023 fall semester.
- Is the lone Nittany Lion returnee from Washington.

► 2023 ► REDSHIRT FRESHMAN SEASON

Awards: Named All-Big Ten honorable mention by the media...Earned Academic All-Big Ten honors.

Season: Appeared in 13 games, making five starts...Earned the coaching staff's Offensive Player of the Week (Iowa, 9/23).

West Virginia (9/2): Helped lead the Penn State offense to 478 total yards in the victory...Helped Drew Allar set career-high marks in touchdown passes (3), passing yards (325), completions (21) and attempts (29). **Delaware (9/9):** Made his first career start...Penn State tallied 541 total yards on offense, including 315 yards on the ground...The Nittany Lions ran 91 offensive plays and held the ball for a time of possession of 42:22...Kaytron Allen rushed for 103 yards on 19 carries and touchdown, while Nicholas Singleton scored three touchdowns on the ground. **at Illinois (9/16):** Helped the Penn State offense score 20 points off turnovers...Allen and Singleton each accounted for rushing touchdowns, while Trey Potts threw a touchdown to Tyler Warren. **Iowa (9/23):** Helped Penn State score on drives of 17, 10, 15 and 12 plays...The Nittany Lions held the ball for 13:26 of the third quarter and finished the game with 45:27 of possession...Helped PSU rush for 215 yards. **at Northwestern (9/30):** Penn State threw totaled 353 yards of offense, including 219 yards through the air...Singleton accounted for 119 yards of offense. **UMass (10/14):** Played both center and guard... The Nittany Lions rushed for 246 yards and finished with 408 yards of offense in the 63-0 win...Drew Allar accounted for four total touchdowns, including three passing. **Indiana (10/28):** Penn State posted 342 yards of offense in the win and Allar tossed three touchdowns. **at Maryland (11/4):** Penn State scored 51 points and gained 404 yards in the win...Allar completed 25-of-34 passes for 240 yards and four touchdowns...Allen rushed for a team-high 91 yards on 14 carries, including a touchdown. **Michigan (11/11):** Penn State averaged 4.7 yards per rush against the Wolverines, including 72 yards on 12 carries (6.0) from Allen. **Rutgers (11/18):** Penn State rushed for 234 yards with all four touchdowns coming on runs...Beau Pribula (71 yards), Allen (69) and Singleton (61) paced an offense which averaged six yards per carry. **at Michigan State (11/24):** Helped Penn State post 10 offensive plays of 20+ yards in the game, including five passing plays and five rushing plays...The Nittany Lions had three plays of 50+ yards and four plays of 40+ yards...Allen (137) and Singleton (118) both went over 100 rushing yards. **vs. Ole Miss (12/30):** Helped Penn State tally 510 total yards...The Nittany Lions threw for 343 yards and went three-for-three in the red zone.

► 2022 ► TRUE FRESHMAN SEASON

Redshirt season...Appeared in four games...Named the coaching staff's Developmental Squad Offensive Player of the Week (Purdue, 9/1).

RETURNING NITTANY LIONS

► HIGH SCHOOL

Played for head coach Eric Kurlle at Graham-Kapowsin High School...Anchored the offensive line for one of the top teams in the country...Team went 15-0 as a senior and won a Class 4A state championship... Squad posted a perfect 5-0 mark in a pandemic shortened season in 2020 and went 11-1 in 2019... Named a 2021 MaxPreps second-team All-American...Graham-Kapowsin averaged 456.3 yards per game and 44.1 points per game in 2021...Team averaged 446.8 yards per game on offense in 2020 to go along with 37.2 points per game...Rated a consensus three-star prospect by 247Sports, On3, Rivals and ESPN...Ranked the No. 26 interior offensive lineman and No. 9 player in Washington by 247Sports... Tabbed the No. 42 interior lineman by On3 and No. 10 player in the state by On3...Was the No. 9 player in Washington according to Rivals...Rated the No. 19 player at his position and No. 9 player in the state per ESPN.

► PERSONAL

Full name is Olaivavega loane...Son of Aifai and Tausisi loane...Is one of nine siblings...Has five brothers, Joe, Chico, Avei, David and Tausisi Jr., and three sisters, Hana, Mata and Lili...Enjoys working out, cooking and hiking in his free time...Would like to major in business, law or sports management at Penn State.



ANTHONY IVEY 12

Wide Receiver | 5-11 | 186
Redshirt Sophomore
Lancaster, Pa./Manheim Township
Major: Telecommunications

- Was a four-time all-state selection in high school.
- One of 38 Nittany Lion returnees from Pennsylvania.

► 2023 ► REDSHIRT FRESHMAN SEASON

Appeared in one game.

► 2022 ► TRUE FRESHMAN SEASON

Redshirt season...Named the coaching staff's Developmental Squad Offensive Player of the Week (Michigan, 10/15).

► HIGH SCHOOL

Was a four-year letterwinner at Manheim Township High School for head coach Mark Evans...Team won Lancaster-Lebanon's 6A classification twice...Earned all-state honors all four years of his career... Was a three-time team MVP...Named the Lancaster and Lebanon 2021 Wide Receiver of the Year... Participated in the Polynesian Bowl...Owns the Manheim Township school record for most kickoff return yards...Posted 654 yards on 49 catches during senior season to go along with nine total touchdowns... Additionally tallied 875 all-purpose yards...Made 23 grabs for 546 yards and eight touchdowns as a junior...Hauled in 22 receptions for 582 yards and four touchdowns as a sophomore while also tallying 815 all-purpose yards...Made 18 grabs for 261 yards his freshman season and added 583 all-purpose yards...Rated a four-star prospect by 247Sports, On3, Rivals and ESPN...Tabbed the No. 209 overall recruit, No. 32 wide receiver and No. 6 player in Pennsylvania by 247Sports...Rated the No. 213 prospect, No. 34 wide receiver and No. 6 in Pennsylvania by On3...Graded the No. 43 wide receiver and No. 11 recruit in Pennsylvania by Rivals...Ranked the No. 242 overall recruit, No. 32 wide receiver and No. 8 in Pennsylvania by ESPN.

► PERSONAL

Full name is Anthony Jerrell Ivey...Son of Takenya Ivey-Juman and Christopher Ivey...Stepfather is Nathan Juman...Has two sisters, Alana and Taya, and one brother, Donovan...Enjoys watching TV in spare time... Majoring in telecommunications.



COZIAH IZZARD 99

Defensive Tackle | 6-3 | 310
Senior
Columbia, Md./DeMatha Catholic
Major: Telecommunications

- Has appeared in 36 career games, making seven starts.
- Attended DeMatha Catholic High School with Kevin Winston Jr.
- One of eight Nittany Lion returnees from Maryland.

► 2023 ► JUNIOR SEASON

Season: Appeared in 11 games...Made 16 tackles (7 solo), 3.5 tackles for loss, three sacks and a forced fumble.

at Illinois (9/16): Posted a career-high two sacks. **Iowa (9/23):** Made a solo stop. **at Northwestern (9/30):** Assisted on a sack with Amin Vanover in the first quarter. **UMass (10/14):** Registered three tackles, including a half-tackle for loss. **at Ohio State (10/21):** Made three tackles. **Indiana (10/28):** Forced a fumble in the fourth quarter...Made two solo tackles. **at Maryland (11/4):** Assisted on a tackle. **Rutgers (11/18):** Made three tackles and assisted on a tackle for loss.

► 2022 ► SOPHOMORE SEASON

Season: Appeared in nine games...Made 10 tackles, including four tackles for loss, two sacks and a quarterback hurry.

at Michigan (10/15): Recorded two tackles for loss, including a sack. **Minnesota (10/22):** Assisted on two tackles. **Ohio State (10/29):** Made a key tackle for loss on third down to halt the OSU drive in the second quarter. **at Indiana (11/5):** Recorded a solo sack. **Maryland (11/12):** Made a solo stop. **at Rutgers (11/19):** Totaled two tackles. **Michigan State (11/26):** Posted one tackle for loss.

► 2021 ► FRESHMAN SEASON

Season: Appeared in 13 games, making seven starts...Made 21 tackles (11 solo), three tackles for loss, two sacks and forced a fumble.

Ball State (9/11): Tallied one tackle. **Auburn (9/18):** Recorded one tackle. **Villanova (9/25):** Posted three tackles (2 solo) and his first career sack. **at Iowa (10/9):** Recorded a QB hurry. **Illinois (10/23):** Made first career start...Tallied a career-high five tackles (2 solo). **at Ohio State (10/30):** Had a tackle for loss. **at Maryland (11/6):** Posted a solo tackle. **Michigan (11/13):** Recorded two tackles. **Rutgers (11/20):** Made four stops (2 solo)...Added a sack and his first career forced fumble. **at Michigan State (11/27):** Recorded two tackles. **vs. Arkansas (1/1):** Tallied a solo stop.

► 2020 ► TRUE FRESHMAN SEASON

Season: Appeared in three games.

Illinois (12/19): Recorded a quarterback hurry.

► HIGH SCHOOL

Four-year letterman for head coach Bill McGregor at DeMatha Catholic High School...Was a two-time team captain...Helped the Stags to the Washington Catholic Athletic Conference (WCAC) Championship as a freshman with a perfect 12-0 record...Was a four-time All-WCAC selection...Named Team MVP...Had 12 sacks and 12 tackles for loss as a junior...Registered six sacks and five tackles for loss as a sophomore... Tallied eight sacks and 15 tackles for loss as a freshman...Rated a four-star recruit by ESPN and Rivals, and a three-star prospect by 247Sports...Rated as the No. 36 defensive tackle and No. 14 recruit in Maryland by 247Sports...Ranked as the No. 156 overall prospect, No. 17 defensive end, No. 23 player in the region and No. 9 prospect in Maryland by ESPN...Ranked as the No. 29 defensive tackle and No. 14 recruit in Maryland by Rivals...Lettered in track & field as a freshman and sophomore...Made the honor roll five times.

► PERSONAL

Full name is Coziah Athens Izzard...Son of Victoria Leek and Colin Izzard...Has two brothers, Cordell Izzard and Colin Izzard, and four sisters, Saniah Jones, Amiya Jones, Saveah Jones and Jaydis Jones...Helps cook and serve food after church services...Hobbies include playing video games, playing basketball, drawing and working out...Majoring in telecommunications...Would like to join the CIA or FBI.

IZZARD'S CAREER STATISTICS

	UT-AT	TT	FF	FR	I	PBU	SACK	TFL
2021	11-10	21	1	-	-	-	2.0-14	3.0-15
2022	7-3	10	-	-	-	-	2.0-12	4.0-21
2023	7-9	16	1	-	-	-	3-11	3.5-12
Career	25-22	47	2	-	-	-	7-37	10.5-48

IZZARD'S CAREER HIGHS

Tackles5; Illinois, 10/23/21
Tackles for Loss2.0; Twice: Last at Illinois, 9/16/23
Sacks2.0; at Illinois, 9/16/23
Forced Fumbles1; Rutgers, 11/20/21



DVON J-THOMAS 91

Defensive Tackle | 6-1 | 304
 Redshirt Senior +
 Burtonsville, Md./McDonogh School
 Major: Journalism

- Has appeared in 43 career games, making 10 starts.
- Earned his Penn State degree in telecommunications.
- Joins Dani Dennis-Sutton and Mason Robinson as PSU returnees who played at McDonogh School.
- One of eight Nittany Lion returnees from Maryland.

2023 REDSHIRT SENIOR SEASON

Awards: Postseason: Named an All-Big Ten honorable mention selection by the media...Earned the team's Ridge Riley Memorial Award along with Malick Meiga. **Preseason:** Named to the Allstate Good Works Team and Wuerffel Trophy watch lists.

Season: Appeared in 13 games, making eight starts...Finished with 26 tackles (14 solo), five tackles for loss and a quarterback hurry.

West Virginia (9/2): Tallied four tackles (2 solo). **at Northwestern (9/30):** Had a quarterback hurry. **UMass (10/14):** Tied for the team lead in tackles with a career-high five, while also posting a career-high 2.5 tackles for loss. **at Ohio State (10/21):** Assisted on a pair of tackles, including a half tackle for loss. **Indiana (10/28):** Made a solo stop. **at Maryland (11/4):** Assisted on a tackle for loss and made two total tackles. **Michigan (11/11):** Made four tackles (3 solo). **Rutgers (11/18):** Posted three tackles and assisted on a tackle for loss. **at Michigan State (11/24):** Recorded a solo tackle for loss. **vs. Ole Miss (12/30):** Posted our tackles (3 solo).

2022 REDSHIRT JUNIOR SEASON

Awards: Earned the team's Public Service Award.

Season: Appeared in 13 games, making one start...Collected 15 total tackles (6 solo), including two tackles for loss, a sack, one forced fumble and a pass breakup.

at Purdue (9/1): Made a solo tackle. **at Auburn (9/17):** Made a solo tackle and added a quarterback hurry. **Central Michigan (9/24):** Assisted on a tackle. **Northwestern (10/1):** Started and assisted on a tackle. **at Michigan (10/15):** Made three tackles...Recorded his first career forced fumble. **Ohio State (10/29):** Collected one tackle for loss. **at Indiana (11/5):** Recorded his first sack of the season...Totaled two tackles. **Maryland (11/12):** Assisted on three tackles. **at Rutgers (11/19):** Assisted on one tackle. **Michigan State (11/26):** Recorded his first career pass breakup. **vs. Utah (1/2):** Made a solo stop.

2021 REDSHIRT SOPHOMORE SEASON

Season: Appeared in 13 games, making one start...Tallied 15 tackles (7 solo) to go along with 1.5 tackles for loss, a fumble recovery and two quarterback hurries.

at Wisconsin (9/4): Tallied two solo tackles. **Indiana (10/2):** Assisted on two tackles...Added a QB hurry. **at Iowa (10/9):** Recorded a solo tackle and a QB hurry. **Illinois (10/23):** Posted first career fumble recovery. **at Ohio State (10/30):** Assisted on a tackle for loss. **Michigan (11/13):** Assisted on three tackles. **Rutgers (11/20):** Recorded a tackle for loss. **at Michigan State (11/27):** Tallied a career-high four tackles (3 solo). **vs. Arkansas (1/1):** Made first career start...Assisted on a tackle.

2020 REDSHIRT FRESHMAN SEASON

Season: Appeared in three games...Tallied three tackles, a sack and a quarterback hurry.

at Rutgers (12/5): Collected first career sack and tackle for loss on the final play of regulation. **Illinois (12/19):** Made two solo tackles.

2019 TRUE FRESHMAN SEASON

Redshirt season...Appeared in one game.

HIGH SCHOOL

Three-time letterman for head coaches Hakeem Sule and Dom Damico at McDonogh School...Was high school teammates with former Nittany Lion PJ Mustipher...Was a team captain as a senior...Chosen for the Polynesian Bowl...Played in the Offense-Defense All-American Bowl for Team American...Named All-USA Maryland Football Team second team by USA Today in 2018...Selected to the Baltimore Sun All-Metro first team as a senior...Chosen All-MIAA as a senior...Earned team MVP honors as a senior...Registered 72 tackles, 17 sacks, 11 tackles for loss, three forced fumbles, a fumble recovery and a blocked extra point in 2018...Tallied 46 tackles, 10 tackles for loss, three sacks, an interception and blocked extra point as a sophomore...Rated a four-star prospect by 247Sports and a three-star recruit by ESPN and Rivals...Rated as the No. 112 overall prospect, No. 9 defensive tackle and No. 3 recruit in Maryland by 247Sports...Ranked as the No. 47 defensive tackle, No. 69 player in the region and No. 14 prospect in Maryland by ESPN...Ranked No. 29 defensive tackle and No. 7 recruit in Maryland by Rivals...Participated in track & field...Broke the McDonogh School record for shot put and discus...Won the Senior Leadership Award.

PERSONAL

Full name is Dvonesquire J-Thomas...Son of Repa and Sean Thomas...Has two sisters, Lealah and Rania...Coached shot put for the Special Olympics...Graduated with a degree in telecommunications in the spring of 2023...Working towards a second major in journalism.

J-THOMAS' CAREER STATISTICS

	UT-AT	TT	FF	FR	I	PBU	SACK	TFL
2020	3-0	3	-	-	-	-	1.0-10	1.0-10
2021	7-8	15	-	1	-	-	-	1.5-1
2022	6-9	15	1	-	-	1	1.0-9	2.0-12
2023	14-12	26	-	-	-	-	-	5.0-14
Career	30-29	59	1	1	-	1	2.0-19	9.5-37

J-THOMAS' CAREER HIGHS

Tackles5; UMass, 10/14/23
Tackles for Loss2.5; UMass, 10/14/23
Sacks1.0; Twice: Last at Indiana, 11/5/22
Forced Fumbles1; at Michigan, 10/15/22
Fumble Recoveries1; Illinois, 10/23/21
Pass Breakups1; Michigan State, 11/26/22

RETURNING NITTANY LIONS



TYLER JOHNSON 8

Wide Receiver | 6-0 | 185
 Redshirt Sophomore
 Martinsville, Va./Magna Vista
 Major: Recreation, Park and Tourism Management

- Was a multi-sport athlete at Magna Vista, also lettering in basketball.
- One of nine returning Nittany Lions from Virginia.

► 2023 ► REDSHIRT FRESHMAN SEASON

Did not see any game action...Named the coaching staff's Developmental Squad Offensive Player of the Week (Michigan State, 11/26).

► 2022 ► TRUE FRESHMAN SEASON

Redshirt season...Named the coaching staff's Developmental Squad Player of the Week (Maryland, 11/12).

► HIGH SCHOOL

Played at Magna Vista High School for head coach Joe Favero...Was a two-time team captain and two-time team MVP for Warriors...Earned first-team all-district honors twice...Was a two-time, first-team all-region honoree...Made 40 receptions for 1,278 yards and 15 touchdowns as a senior...Hauled in 36 catches for 915 yards and 13 scores during junior campaign...Tallied 32 grabs for 849 yards and seven touchdowns as a sophomore...Made 23 receptions for 545 yards and four scores during freshman year...Rated as a four-star prospect by ESPN and a three-star prospect by 247Sports, On3 and Rivals...Tabbed the No. 87 wide receiver overall and the No. 16 player in Virginia by 247Sports...Rated the No. 83 wide receiver and the No. 15 player in Virginia by On3...Ranked the No. 99 wide receiver and No. 19 recruit in Virginia by Rivals...Graded the No. 52 wide receiver, No. 38 player in the region and No. 12 player in Virginia by ESPN...Also lettered in basketball as a point guard.

► PERSONAL

Full name is Tyler Spencer Johnson...Son of Deirdre and Wayne Johnson...Cousin, Traveon Redd, was a defensive back at Wake Forest...Hobbies include fishing and riding dirt bikes...Majoring in recreation, park and tourism management.



KARSON KIESEWETTER 28

Safety | 5-10 | 191
 Redshirt Freshman
 Altoona, Pa./Bishop Guilfoyle
 Major: Division of Undergraduate Studies

- Made the switch from quarterback to safety following the 2023 season.
- Named to the Dean's List following the 2023 fall semester and owns a 3.47 cumulative GPA.
- One of 38 Nittany Lion returnees from Pennsylvania.

► 2023 ► TRUE FRESHMAN SEASON

Redshirt season.

► HIGH SCHOOL

Was a three-year letterwinner for head coach Justin Wheeler Bishop Guilfoyle High School...The Marauders won a state championship and four district titles...Was the 2021 Pennsylvania 1A Player of the Year, a two-time Mr. PA Football finalist and a two-time all-state selection...Earned all-county honors twice and a two-time Altoona Mirror All-Star...Participated in the East West, Ken Lantzy and Lezzer Lumber All-Star games...Threw for 2,018 yards and 18 touchdowns his senior year, while tallying 1,560 yards and 31 touchdowns on the ground...On defense, made 61 tackles, two interceptions and two blocked kicks...Posted 440 return yards on special teams...Appeared in 15 games his junior season, throwing for 1,942 yards and 13 passing touchdowns, while adding 1,133 rushing yards and 22 rushing touchdowns...Added 106 total tackles and four interceptions on defense...Also lettered in basketball and baseball.

► PERSONAL

Full name is Karson Reilly Kieseewetter...Son of Kraig and Gina Kieseewetter...Has a sister, Morgan, and a brother, Konner...Mother, Gina, attended Penn State.



Redshirt junior linebacker Kobe King



KOBE KING 41

Linebacker | 6-1 | 251
 Redshirt Junior
 Detroit, Mich./Cass Tech
 Major: Recreation, Park and Tourism Management

- Has appeared in 30 career games, making 11 starts.
- Twin brother, Kalen, was a cornerback on the PSU football team (2021-23) and a 2024 NFL Draft pick by the Green Bay Packers.
- Joins Jaylen Reed as Nittany Lion returnees from Michigan.
- One of eight returnees from the Midwest.

► 2023 ► REDSHIRT SOPHOMORE SEASON

Awards: Earned All-Big Ten honorable mention laurels from the coaches and media.

Season: Played in all 13 games at middle linebacker, making 11 starts...Finished with 59 tackles (39 solo), to go along with six tackles for loss, 1.5 sacks, a fumble recovery and a quarterback hurry.

West Virginia (9/2): Recorded five tackles. **at Illinois (9/16):** Recovered a forced fumble by Dominic DeLuca in the first quarter...Made four solo tackles, including a tackle for loss. **Iowa (9/23):** Posted a solo tackle. **at Northwestern (9/30):** Made four solo tackles, including two tackles for loss and a sack... Sack came in the first quarter, the first of his career. **UMass (10/14):** Notched two tackles...Secured a solo tackle for loss. **at Ohio State (10/21):** Made six tackles (5 solo) and assisted on a sack. **Indiana (10/28):** Recorded five tackles (2 solo). **at Maryland (11/4):** Made three tackles. **Michigan (11/11):** Recorded a nine tackles (6 solo). **Rutgers (11/18):** Posted a career-high 10 tackles (5 solo) to go along with a half-tackle for loss. **at Michigan State (11/24):** Recorded five tackles (3 solo). **vs. Ole Miss (12/30):** Posted five solo tackles, including a tackle for loss.

► 2022 ► REDSHIRT FRESHMAN SEASON

Season: Appeared in 13 games...Made 41 tackles (20 solo), four tackles for loss, recovered a fumble and returned it for a touchdown, broke up three passes and added a quarterback hurry.

at Purdue (9/1): Assisted on one tackle. **Ohio (9/10):** Broke up a pass and assisted on a tackle. **at Auburn (9/17):** Made five tackles (4 solo). **Central Michigan (9/24):** Recorded three tackles. **Northwestern (10/1):** Made two solo stops. **at Michigan (10/15):** Assisted on three tackles. **Minnesota (10/22):** Recorded three total tackles (1 solo)... Added one pass breakup. **Ohio State (10/29):** Picked up three tackles, including his first career tackle for loss. **at Indiana (11/5):** Led the team with eight total tackles (5 solo)...Tallied a career-high 2.5 tackles for loss. **Maryland (11/12):** Made two solo tackles, including a tackle for loss. **at Rutgers (11/19):** Led the squad with six total tackles (2 solo)...Recovered a fumble forced by Marquis Wilson that he returned 14 yards for a touchdown in the first quarter. **Michigan State (11/26):** Posted two tackles. **vs. Utah (1/2):** Posted two tackles and pass breakup.

► 2021 ► TRUE FRESHMAN SEASON

Season: Redshirt season...Appeared in four games...Recorded three tackles and a QB hurry.

Ball State (9/11): Recorded his first career tackle. **Villanova (9/25):** Posted two tackles and a quarterback hurry.

► HIGH SCHOOL

Four-year letterman at Cass Technical High School for head coach Thomas Wilcher...Two-time team captain...Earned Division I all-region honors from the Michigan High School Football Coaches Association in 2020...Named the 2019 Detroit Public School League Linebacker of the Year...Additionally was a 2019 all-city selection and all-state honorable mention...Made 47 tackles during junior season, including 12 tackles for loss and one forced fumble...Helped lead the Technicians to an 11-2 mark during sophomore campaign, making 42 tackles, nine tackles for loss and forcing two fumbles...Team won a district and regional championship during freshman year...Made ten tackles and forced a fumble as a freshman...Rated as the No. 19 inside linebacker and No. 12 prospect in Michigan by 247Sports...Ranked as the No. 23 inside linebacker, No. 80 prospect in the region and No. 14 prospect in Michigan by ESPN...Tabbed as the No. 15 prospect at his position and No. 9 in the state by Rivals...Also wrestled and ran track at Cass Tech.

► PERSONAL

Full name is Kobe Laron King...Son of TaDarrell and Felicia King...Twin brother, Kalen, was also a member of the Penn State football team and was selected by the Green Bay Packers in the 2024 NFL Draft...Hobbies include meditating, listening to music, watching movies and playing video games...Majoring in recreation, park and tourism management...Would like to own his own business.

KING'S CAREER STATISTICS

	UT-AT	TT	FF	FR	I	PBU	SACK	TFL
2021	1-2	3	-	-	-	-	-	-
2022	20-21	41	-	1	-	3	-	4.0-10
2023	39-20	59	-	1	-	-	1.5-5	6.0-18
Career	60-43	103	-	2	-	3	1.5-5	10.0-28

► KING'S CAREER HIGHS

Tackles	10; Rutgers, 11/18/23
Tackles for Loss	2.5; at Indiana, 11/30/22
Sacks	1.0; at Northwestern, 9/30/23
Fumble Recoveries	1; Twice: Last at Illinois, 9/16/23
Long Fumble Return	14; at Rutgers, 11/19/22
Pass Breakups	1; Three Times: Last vs. Utah, 1/2/23



JACK LAMBERT 19

Quarterback | 6-3 | 204
 Redshirt Freshman
 Hampstead, N.C./Topsail
 Major: Division of Undergraduate Studies

- Was a multi-sport athlete at Topsail, also lettering in lacrosse.
- Is the lone Nittany Lion returnee from North Carolina.

► 2023 ► TRUE FRESHMAN SEASON

Redshirt season...Named the coaching staff's Developmental Squad Offensive Player of the Week twice (Delaware, 9/9; Rutgers, 11/19).


► HIGH SCHOOL

Played for head coach Jack Teachey at Topsail High School, where he was a two-year letterwinner...Was a two-time team captain...Led his school to its first 4A state playoff berth...As a senior, threw for 1,014 yards and 12 touchdowns to go along with a rushing touchdown...Played in nine games as a junior, throwing for 717 yards and four touchdowns...Was also a two-year letterwinner in lacrosse...Finished with a 4.26 GPA in high school, earning the North Carolina Scholar Award and a membership into National Honor Society.

► PERSONAL

Full name is Jack William Lambert...Son of Brad and Karen Lambert...Has a sister, Ryan, and a brother, Max...Parents, Brad and Karen, both attended Penn State...Uncle, Eric Heide, also attended Penn State...Plans on majoring in business at Penn State.

RETURNING NITTANY LIONS



BOBBY MEARS 93

Defensive End | 6-4 | 248
 Redshirt Freshman
 West Chester, Pa./Malvern Prep
 Major: Division of Undergraduate Studies

- Was a multi-sport athlete at Malvern Prep, also lettering in lacrosse.
- One of 38 Nittany Lion returnees from Pennsylvania.

> 2023 > TRUE FRESHMAN SEASON

Redshirt season.

> HIGH SCHOOL

Was a three-year letterwinner for head coach Dave Gueriera at Malvern Prep...Named a team captain his senior season...Squad posted a combined 21-4 record in his three seasons including an Inter-Ac title his junior season...Picked up All-Eastern PA first team honors as a senior...Also earned first-team all-area and all-conference laurels his senior season...Invited to play in the Valor Bowl...Was a recipient of the Mini Maxwell Award as a linebacker...Made 81 tackles (53 solo), one interception, two forced fumbles and blocked a punt as a senior...Posted 40 tackles his junior season...Also played lacrosse for two years.

> PERSONAL

Full name is Robert Donald Mears IV...Son of Bob and Katie Mears...Has two sisters, Ehrin and McKenna Mears...Enjoys golfing, working out, fishing and hunting in his free time...Plans on majoring in business at Penn State...Would like to have a job in finance after his football career.



Junior cornerback Cam Miller



CAM MILLER 5

Cornerback | 6-0 | 182
 Junior
 Fernandina Beach, Fla./Trinity Christian Academy
 Major: Telecommunications

- Has appeared in 24 career games, making one start.
- Owns a 3.29 cumulative GPA following the 2023 fall semester.
- One of four Nittany Lion returnees from Florida.

> CAREER NOTES & RECORDS

Game: 2023: Recorded two sacks against UMass (10/14), becoming Penn State's first defensive back to record multiple sacks in a game since Derek Bochna had two for the Nittany Lions at West Virginia in 1992.

> 2023 > SOPHOMORE SEASON

Awards: Earned Academic All-Big Ten honors.

Season: Appeared in all 13 games, making one start...Finished with 24 tackles (19 solo) to go along with four tackles for loss, three sacks, an interception and a pass breakup.

Rankings: Ranked second among FBS cornerbacks with three sacks.

West Virginia (9/2): Posted four tackles and a tackle for loss. **Delaware (9/9):** Made a solo tackle. **at Illinois (9/16):** Intercepted a pass in the fourth quarter, the first of his career. **at Northwestern (9/30):** Posted two tackles. **UMass (10/14):** Collected three solo tackles and two sacks...Had one sack in each of the second and third quarters. **Indiana (10/28):** Posted a solo tackle. **at Maryland (11/4):** Made two solo stops. **at Michigan State (11/24):** Posted three tackles, including a solo sack for an 11-yard loss in the fourth quarter. **vs. Ole Miss (12/30):** Made a career-high five tackles (4 solo) to go along with a pass breakup.

> 2022 > TRUE FRESHMAN SEASON

Season: Appeared in 11 games...Made five tackles (3 solo).

Ohio (9/10): Tallied three tackles. **Maryland (11/12):** Made a solo tackle. **at Rutgers (11/19):** Recorded a solo stop.

> HIGH SCHOOL

Played for head coach Verlon Dorminey at Trinity Christian Academy for one season...Spent the previous three seasons at Fernandina Beach High School...Helped lead Trinity Christian to a 10-4 record and a Class 2A State Championship as a senior...Accepted an invite to play in the Polynesian Bowl...Made 56 tackles (40 solo) as a junior to go along with 2.5 tackles for loss...Added six passes defended, a forced fumble and a fumble recovery...Also totaled 751 all-purpose yards...At Fernandina Beach, was a three-year team captain and two-time team MVP... Earned all-state honors in 2020 and led Fernandina Beach to its first-ever playoff win...Was the Nassau County Offensive Player of the Year and Jacksonville.com All-First Coast selection as a junior at Fernandina Beach...Collected 2,020 total yards and 16 touchdowns as a junior...Recorded 2,013 total yards and 19 touchdowns as a sophomore and picked off a pass on defense...Rated as a four-star prospect by 247Sports, On3 and ESPN and a three-star recruit by Rivals...Ranked as the No. 22 cornerback, No. 18 prospect in Florida and No. 147 prospect in the class by 247Sports...Tabbed as the No. 20 cornerback, No. 27 recruit in Florida and No. 195 overall prospect by On3...Also competed in basketball and track...Also lettered in basketball and track at Fernandina Beach...Owned a 3.9 GPA.

> PERSONAL

Full name is Cam'Ron Michael Roberts Miller...Son of Erin and Jasean Washington...Has a brother, Jasean Jr., and two sisters, Jayla and Jerin...Hobbies include spending time with family and working out...Has volunteered with the local Pop Warner league...Majoring in telecommunications.

MILLER'S CAREER STATISTICS

	UT-AT	TT	FF	FR	I	PBU	SACK	TFL
2022	3-2	5	-	-	-	-	-	-
2023	19-5	24	-	-	1	3	3.0-22	4.0-23
Career	22-7	29	-	-	1	3	3.0-22	4.0-23

MILLER'S CAREER HIGHS

Tackles.....	5; vs. Ole Miss, 12/30/23
Tackles for Loss.....	2.0; UMass, 10/14/23
Sacks.....	2.0; UMass, 10/14/23
Interceptions.....	1; at Illinois, 9/16/23
Pass Breakups.....	1; vs. Ole Miss, 12/30/23



TYRECE MILLS 14

Linebacker | 6-1 | 209
 Redshirt Senior
 Philadelphia, Pa./Northeast/Lackawanna College
 Major: Telecommunications

- Made the switch back to linebacker from safety following the 2023 season.
- One of 38 Nittany Lion returnees from Pennsylvania.

2023 > REDSHIRT JUNIOR SEASON

Season: Appeared in six games, making two tackles.

UMass (10/14): Assisted on two tackles.

2022 > SOPHOMORE SEASON

Redshirt season.

2020-21 > LACKAWANNA COLLEGE

Appeared in seven games for the Falcons and head coach Mark Duda in 2021...Recorded 35 tackles (24 solo) to go along with 3.5 tackles for loss, a sack, three interceptions, five pass breakups and a forced fumble...Appeared in both games of Lackawanna's shortened 2021 spring season due to the COVID-19 pandemic...Made 10 tackles, two tackles for loss and an interception in the two games...Rated a three-star prospect by 247Sports and Rivals...Ranked as the No. 7 junior college player nationally, the No. 1 junior college safety overall and the No. 2 junior college player in Pennsylvania by 247Sports.

HIGH SCHOOL

Four-time letterman for head coach Troy Gore at Northeast High School...Was a team captain as a senior...The Vikings won three public league championships his sophomore, junior and senior seasons...Helped lead his team to a 12-2 record and a 5-0 mark in conference play during senior season...Named team MVP his senior year...Named the 6A Public Player of the Year as a senior...Also picked up first-team All-Southeastern and All-Eastern Pennsylvania honors...Added first-team all-city to his senior year laurels...Made nine interceptions, and broke up five passes during his senior season...Added 60 tackles that season and forced and recovered a fumble...Made 50 tackles and five interceptions as a junior...Tallied 30 stops and three interceptions during sophomore campaign.

PERSONAL

Full name is Tyrece Rahsahn Mills...Son of Melissa Mills...Has a brother, Dysbyn Murray, and a sister, Shadiyah Mills, Shamyra Murray and Auahna Mills...Enjoys making music in his free time...Majoring in telecommunications.

MILLS' CAREER STATISTICS

	UT-AT	TT	FF	FR	I	PBU	SACK	TFL
2023	0-2	2	-	-	-	-	-	-
Career	0-2	2	-	-	-	-	-	-

MILLS' CAREER HIGHS

Tackles.....	2; UMass, 10/16/23
--------------	--------------------



JOSEPH MUPOYI 56

Defensive End | 6-5 | 260
 Redshirt Freshman
 Kinshasa, DR of the Congo/St. Thomas More (Conn.)
 Major: Division of Undergraduate Studies

- Attended St. Thomas More with current Penn State teammate Zion Tracy.
- Joins Riley Thompson as one of two returning international players on the roster.

2023 > TRUE FRESHMAN SEASON

Redshirt season.

HIGH SCHOOL

Played at St. Thomas More School for head coach Ernest Anderson...Played at Archbishop Carroll in 2021, leading Lions to a 13-1 record, a city championship and a DCSAA Class AA State Championship...Led St. Thomas More to city and state championships as a junior...In 2022, produced 54 tackles, 14 sacks and 12 tackles for loss...Rated a four-star prospect by ESPN and On3 and a three-star prospect by 247Sports and Rivals...Tabbed as the No. 38 edge prospect and No. 3 player in Connecticut by On3...Ranked as the No. 56 edge prospect in the class and No. 5 prospect in Connecticut by 247Sports...Recognized as the No. 29 weakside defensive end and No. 3 prospect in the state by Rivals...Rated as the No. 57 defensive end and No. 2 player in Connecticut by ESPN.

PERSONAL

Full name is Joseph Mupoyi...Son of Joseph Mupoyi and Marty Zoussi...He is one of eight children with four older brothers, two younger brothers and an older sister...His US family includes parents David and Angel Johnson, brother David "Tee" Johnson, Manny Okitondo and Israel Bosenge...David "Tee" Johnson played basketball at Lyndon State College and is in the school's hall of fame...Hobbies include basketball, drawing and anime...Speaks four languages...Intends to major in graphic design.



DAKAARI NELSON 8

Safety | 6-3 | 217
 Redshirt Freshman
 Livingston, Ala./Selma
 Major: Division of Undergraduate Studies

- Was a multi-sport athlete at Selma, also lettering in track and field.
- One of three Nittany Lion returnees from Alabama.

2023 > TRUE FRESHMAN SEASON

Redshirt season...Appeared in one game...Earned the coaching staff's Developmental Squad Defensive Player of the Week (Ohio State, 10/21)...Named the coaching staff's Developmental Squad Special Teams Player of the Week (UMass, 10/14).

HIGH SCHOOL

Played at Selma High School for head coach Willie Gandy...Served four years as a team captain...Helped Selma to a 7-4 record in 2022...Earned team MVP honors twice...Named first-team all-state in Class 5A three times...Played in Alabama-Mississippi All-Star Game...As a senior, recorded 72 tackles, seven interceptions, seven pass breakups, a forced fumble and a fumble recovery...Returned two interceptions and a fumble for touchdowns...On offense, had 278 rushing yards and four touchdowns to go along with 123 receiving yards and a score...Rated a four-star prospect by 247Sports, ESPN and Rivals and a three-star prospect by On3...Ranked as the No. 128 overall prospect, No. 8 safety in the country and No. 14 prospect in Alabama by Rivals...Rated as the No. 179 overall prospect, No. 13 safety in the class and No. 14 player in Alabama by 247Sports...Tabbed as the No. 58 safety in the class and No. 28 player in Alabama by On3...Considered the No. 23 safety and No. 19 player in Alabama by ESPN...Also played basketball and competed in track at Selma...Broke school records in the 400m and 4x400.

PERSONAL

Full name is DaKarri Trevion Nelson...Son of Stacie and Stoney Pritchett...Has three sisters, Stori, Sydni and Stoni Pritchett, and a brother, Dion Nelson...Father, Stoney, played football at West Alabama (2001-05)...Brother, Dion, plays football at UT Martin...Hobbies include fishing, riding four-wheelers and shopping...Undecided on a major.

RETURNING NITTANY LIONS



JB NELSON

56

Offensive Line | 6-5 | 327
Redshirt Senior
Pittsburgh, Pa./Mount Lebanon/Lackawanna College
Major: Recreation, Park and Tourism Management

- Has appeared in 15 career games for the Nittany Lions, making eight starts.
- One of 38 Nittany Lion returnees from Pennsylvania.

► 2023 ► REDSHIRT JUNIOR SEASON

Awards: Earned All-Big Ten honorable mention laurels from the coaches and media.

Season: Appeared in 11 games, making eight starts...Earned the coaching staff's Offensive Player of the Week (Iowa, 9/23).

West Virginia (9/2): Helped lead the Penn State offense to 478 total yards in the victory...Helped Drew Allar set career-high marks in touchdown passes (3), passing yards (325), completions (21) and attempts (29). **Delaware (9/9):** Penn State tallied 541 total yards on offense, including 315 yards on the ground...The Nittany Lions ran 91 offensive plays and held the ball for a time of possession of 42:22...Kaytron Allen rushed for 103 yards on 19 carries and touchdown, while Nicholas Singleton scored three touchdowns on the ground. **at Illinois (9/16):** Helped the Penn State offense score 20 points off turnovers...Allen and Singleton each accounted for rushing touchdowns, while Trey Potts threw a touchdown to Tyler Warren. **Iowa (9/23):** Helped Penn State scored on drives of 17, 10 15 and 12 plays...The Nittany Lions held the ball for 13:26 of the third quarter and finished the game with 45:27 of possession...Helped PSU rush for 215 yards. **at Northwestern (9/30):** Penn State threw totaled 353 yards of offense, including 219 yards through the air...Singleton accounted for 119 yards of offense. **Indiana (10/28):** Penn State posted 342 yards of offense in the win and Allar tossed three touchdowns, including the 57-yard game-winner to KeAndre Lambert-Smith with 1:46 remaining in regulation. **at Maryland (11/4):** Penn State scored 51 points and gained 404 yards in the win...Allar completed 25-of-34 passes for 240 yards and four touchdowns...Allen rushed for a team-high 91 yards on 14 carries, including a touchdown. **Michigan (11/11):** Penn State averaged 4.7 yards per rush against the Wolverines, including 72 yards on 12 carries (6.0) from Allen. **Rutgers (11/18):** Rushed for 234 yards with all four touchdowns coming on runs...Beau Pribula (71 yards), Allen (69) and Singleton (71) paced an offense which averaged six yards per carry. **at Michigan State (11/24):** Helped Penn State post 10 offensive plays of 20+ yards in the game, including five passing plays and five rushing plays...The Nittany Lions had three plays of 50+ yards and four plays of 40+ yards...Allen (137) and Singleton (118) both went over 100 rushing yards. **vs. Ole Miss (12/30):** Helped Penn State tally 510 total yards...The Nittany Lions threw for 343 yards and went three-for-three in the red zone.

► 2022 ► REDSHIRT SOPHOMORE SEASON

Season: Appeared in four games on the offensive line.

at Indiana (11/5): Saw significant action, helping the Nittany Lion running backs record four rushing touchdowns on the day...Paved the way for the offense to put up 483 total yards.

► 2020-21 ► LACKAWANNA COLLEGE

Started all 10 games during the 2021 fall campaign on the offensive line for Lackawanna head coach Mark Duda...Helped the Falcons to a 7-3 overall record...Lackawanna averaged 37.5 points per game, had 239 first downs on offense and put up 434.2 yards per game...The Falcons averaged 161.2 yards rushing on the season, including 4.7 per attempt, and scored 17 rushing touchdowns...Appeared in Lackawanna's two games during a shortened 2021 spring season due to the COVID-19 pandemic...Rated a three-star prospect by 247Sports and Rivals...Ranked as the No. 4 junior college player nationally, the No. 3 junior college offensive lineman overall and the No. 1 junior college player in Pennsylvania by 247Sports.

► HIGH SCHOOL

Three-time letterman for head coach Bob Palko at Mount Lebanon High School...Started all three years in high school on the offensive and defensive line...Led his squad to the WPIAL Class 6A semifinals as a senior...Served as a two-time team captain...Earned Pittsburgh Post-Gazette Fabulous 22 honors during his senior season at Mt. Lebanon...Was a two-time all-conference selection...Finished with 45 tackles and 10 tackles for loss while finishing tied for second on the team with four sacks his senior season.

► PERSONAL

Full name is James Bradley Nelson...Son of Josie Nelson...Has a sister, Lisa...Hobbies include playing video games...Majoring in recreation, park and tourism management.



GABRIEL NWOSU

99

Punter | 6-6 | 280
Redshirt Junior
Derwood, Md./The Bullis School
Major: Supply Chain and Information Systems

- Has appeared in 21 career games.
- Joined the team as a run-on during the summer of 2021.
- Owns a 3.40 cumulative GPA following the 2023 fall semester.
- One of eight Nittany Lion returnees from Maryland.

► 2023 ► REDSHIRT SOPHOMORE SEASON

Awards: Earned Academic All-Big Ten honors.

Season: Appeared in all 13 games as Penn State's primary kickoff specialist...Kicked off 76 times for 4,840 yards and 50 touchbacks...Averaged 63.7 yards per kickoff.

Rankings: Finished third in the Big Ten in touchbacks (50; T-21st nationally), and fourth in kickoff average (63.7; 21st) and touchback percentage (65.8; 25th)...Played a key role in helping the Nittany Lions rank fourth in the conference in kickoff return defense (16.8; 22nd nationally).

West Virginia (9/2): Had six kickoffs, all landing on touchbacks. **Delaware (9/9):** Averaged 62.5 yards on six kickoffs, including four touchbacks. **at Illinois (9/16):** Landed four kickoffs for touchbacks. **Iowa (9/23):** Had six kickoffs for 381 yards, with three going for touchbacks. **at Northwestern (9/30):** Averaged 64.5 yards on eight kickoffs with five going for touchbacks. **UMass (10/14):** Averaged 61.9 yards on nine kickoffs, including two touchbacks. **at Ohio State (10/21):** Averaged 62.3 yards on three kickoffs with two touchbacks. **Indiana (10/28):** Knocked all five of his kickoffs for touchbacks. **at Maryland (11/4):** Had eight out of 10 kickoffs go for touchbacks. **Michigan (11/11):** Kicked off three times, with two going for touchbacks. **Rutgers (11/18):** Averaged 61.3 yards on three kickoffs, including one touchback. **Michigan State (11/24):** Had seven kickoffs averaging 64.9 yards, including five landing for touchbacks. **vs. Ole Miss (12/30):** Averaged 65 yards on four kickoffs, including three touchbacks.

► 2022 ► REDSHIRT FRESHMAN SEASON

Awards: Earned Academic All-Big Ten honors.

Season: Appeared in eight games, primarily handling kickoff duties...Averaged 63.2 yards on 18 kickoffs with seven touchbacks...Also punted twice for 68 yards with long of 36 yards.

at Purdue (9/1): Had three kickoffs, averaging 63.7 yards with two touchbacks. **Ohio (9/10):** Kicked off four times, knocking two for touchbacks. **at Auburn (9/17):** Totalled five kickoffs for 320 yards, averaging 64.0 yards per kick and registered two touchbacks. **Central Michigan (9/24):** Had a 61-yard kickoff. **Northwestern (10/1):** Averaged 63 yards on a pair of kickoffs and had one touchback. **Minnesota (10/22):** Kicked off twice for a total of 132 yards. **at Indiana (11/5):** Saw the first punting action of his career with two punts for 68 yards.

► 2021 ► TRUE FRESHMAN SEASON

Redshirt season.

► HIGH SCHOOL

Four-time letterman for head coach Patrick Cilento at The Bullis School...Team posted a combined 22-8 record during three seasons...Did not have a 2020 season due to the COVID-19 pandemic...Was a two-time first-team all-conference selection in 2019 and 2020...Earned an invitation to the Blue-Grey All-American Bowl...Averaged 41.3 yards per punt on 22 punts, including eight inside the 20 as a junior...Also connected on 36-of-37 extra-points and 5-of-6 field goals...Converted on 29-of-31 extra points, made two field goals and handled punting duties during sophomore campaign...Averaged 60 yards per kickoff as a freshman...Was rated a five-star kicker and punter recruit by Kohl's Kicking...Was a Tri-M Music Honors Society member.

► PERSONAL

Full name is Gabriel Chukwuebuka Nwosu...Son of Pauletta and Chuck Nwosu...Has one sister, Christine, and two brothers, Phillip and Noah...Brother, Noah, played football at Syracuse...Brother, Phillip, played football at Amherst College...Organized students from his school district to write positive messages of hope and encouragement on soccer balls for children in Nigeria (200 balls)...Joined his honors chemistry teacher and honors chemistry classes in collecting money for shoes to help Nigeria...Hobbies include playing the cello, playing basketball, cooking, watching comedy movies, analyzing soccer with his brothers and playing video games...Majoring in supply chain and information systems.

NWOSU'S CAREER KICKOFF STATISTICS

	KO	Yds.	Avg.	TB	OB
2022	18	1,138	63.2	7	1
2023	76	4,840	63.7	50	2
Career	94	5,978	63.6	57	3

NWOSU'S CAREER PUNTING STATISTICS

	Punts	Yards	Avg.	I-20	FC	50+	LG	BLK
2022	2	68	34.0	-	-	-	36	-
2023	-	-	-	-	-	-	-	-
Career	2	68	34.0	-	-	-	36	-

> NWOSU'S CAREER HIGHS

Kickoffs.....	10; at Maryland, 11/4/23
Kickoff Yards.....	626; at Maryland, 11/4/23
Kickoff Average.....	66.0; Minnesota, 10/22/22
Touchbacks.....	8; at Maryland, 11/4/23
Punt Attempts.....	2; at Indiana, 11/5/22
Punt Yards.....	68; at Indiana, 11/5/22
Punt Average.....	34; at Indiana, 11/5/22
Longest Punt.....	36; at Indiana, 11/5/22

> NWOSU'S CAREER HIGHS

Kickoffs.....	5; at Auburn, 9/17/22
Kickoff Yards.....	320; at Auburn, 9/17/22
Kickoff Average.....	66.0; Minnesota, 10/22/22
Touchbacks.....	2; Three Times: Last at Auburn, 9/17/22
Punt Attempts.....	2; at Indiana, 11/5/22
Punt Yards.....	68; at Indiana, 11/5/22
Punt Average.....	34; at Indiana, 11/5/22
Longest Punt.....	36; at Indiana, 11/5/22



FEYISAYO OLULEYE 36

Cornerback | 6-1 | 207
Redshirt Senior
Lancaster, Pa./Bishop McDevitt/Robert Morris
Major: Communication Arts and Sciences

- Has appeared in five games during his collegiate career.
- One of 38 Nittany Lion returnees from Pennsylvania.

> 2023 > REDSHIRT JUNIOR SEASON

Did not see any game action.

> 2020-22 > ROBERT MORRIS

Season: 2022: Appeared in five games...Made four receptions for 37 yards. **2021:** Redshirt season. **2020:** Did not see any game action.

2022: at Miami (Ohio) (9/10): Posted two catches for 12 yards. **ETSU (9/24):** Made two grabs for 25 yards.

> HIGH SCHOOL

Played three seasons for head coach Jeff Weachter at Bishop McDevitt High School...Teams posted a combined 31-9 record over the three-year span...Saw action at quarterback and wide receiver...Was 20-for-36 passing for 383 yards and three touchdowns as a senior...Made five catches for 114 yards and a touchdown during his junior season.

> PERSONAL

Son of Olaniyi and Jummy Oluleye...Has three brothers, Ayomide, Moyo and Fisayo, and a sister, Jada... Enjoys movies, travel and videography in his free time...Majoring in communication arts and sciences... After his football career, hopes to work in sales or content creation.



CHIMDY ONOH 55

Offensive Line | 6-5 | 323
Redshirt Freshman
Baltimore, Md./Dundalk
Major: Division of Undergraduate Studies

- Was a multi-sport athlete at Dundalk, also lettering in basketball and track and field.
- One of eight Nittany Lion returnees from Maryland.

> 2023 > TRUE FRESHMAN SEASON

Redshirt season...Appeared in two games.

> HIGH SCHOOL

Was a three-year letterwinner for head coach Thomas Abel at Dundalk High School...Named a captain his senior season...Dundalk posted a 26-4 combined record in his three years as a letterwinner...The Owls went 12-1 his junior season and 10-2 his senior year...Earned second-team all-state honors as a senior...Selected a Baltimore County all-region honoree as a junior and senior...Earned invitations to the St. James Bowl, Maryland Crab Bowl and Baltimore Touchdown Club...Posted 46 pancake blocks and allowed one sack his senior season on the offensive line...Had 28 pancake blocks as a junior...Rated a consensus four-star prospect by 247Sports, On3 and Rivals...Ranked the No. 207 recruit, No. 14 offensive tackle and No. 4 player in Maryland by On3...Tabbed the No. 257 recruit, No. 20 offensive tackle and No. 5 player in Maryland by 247Sports...Also lettered for two years in basketball and track and field...Was a two-time state champion in both the shot put and discus...Named the 2023 Metro Outdoor Track and Field Athlete of the Year...Ranked No. 12 in the nation in the shot put in 2022...Earned second-team all-county honors in basketball in 2021 and 2022.

> PERSONAL

Full name is Chimindu Godswill Onoh...Son of Mercy Onoh...Has a brother, Lemuel Onoh, and two sisters, Jennifer and Precious Onoh...Hobbies include playing the piano and basketball...Has volunteered at his church and has been a Johns Hopkins summer volunteer...Plans on majoring in mechanical engineering or business at Penn State...Following a pro football career, would like to get into manufacturing.



WILL PATTON 47

Long Snapper | 6-4 | 245
Redshirt Sophomore
New Castle, Pa./Shenango
Major: Supply Chain and Information Systems

- Joined the team as a run-on in the fall of 2022.
- Owns a 3.29 cumulative GPA following the 2023 fall semester.
- One of 38 Nittany Lion returnees from Pennsylvania.

> 2023 > REDSHIRT FRESHMAN SEASON

Awards: Earned Academic All-Big Ten honors.

Season: Did not see any game action.

> 2022 > TRUE FRESHMAN SEASON

Redshirt season.

> HIGH SCHOOL

Three-time letterman for head coach James Graham at Shenango High School...Was a team captain as a senior...Team posted a 10-2 record his junior season...Two-year starter saw time on offense and special teams...Was also a two-time letterwinner in track and field as a thrower...Track and field team had a pair of WPIAL runner-up finishes in 2019 and 2021...Was a two-time state finalist in the discus throw, a WPIAL champion in 2021 and finished third in the WPIAL in 2019.

RETURNING NITTANY LIONS

PERSONAL

Full name is William David Patton...Son of Susan and David Patton...Has a brother, Sam Patton...Father, David, played football at Indiana University of Pennsylvania (1990-91)...Uncle, John Patton, played football at Clarion University...Enjoys hunting and fishing in his free time...Has volunteered in multiple food drives, school pep rallies and fundraisers...Plans on majoring in kinesiology at Penn State...Would like to be a physical therapist.



LAMONT PAYNE JR. 27

Safety | 6-0 | 196
Redshirt Freshman
Carnegie, Pa./Chartiers Valley
Major: Division of Undergraduate Studies

- Was a multi-sport athlete at Chartiers Valley, also lettering in track and field.
- One of 38 Nittany Lion returnees from Pennsylvania.

2023 TRUE FRESHMAN SEASON

Redshirt season...Appeared in three games...Named the coaching staff's Developmental Squad Defensive Player of the Week twice (Iowa, 9/23; Rutgers, 11/18).

HIGH SCHOOL

Played for head coach Aaron Fitzpatrick at Chartiers Valley High School...Was a three-year letterman and a team captain as a senior...Was named all-state in Class 4A...Earned two All-Parkway Conference honors as a defensive back...Tallied 19 receptions for 380 yards to go along with 43 tackles and four interceptions as a senior...Collected 26 catches for 343 yards, 26 tackles and an interception as a junior...Registered 33 receptions for 431 yards, 22 tackles, two interceptions and two pass breakups as a sophomore...Rated a four-star prospect by Rivals and a three-star prospect by 247Sports, On3 and ESPN... Ranked as the No. 35 cornerback in the class and the No. 4 prospect in Pennsylvania by Rivals... Rated as the No. 72 cornerback in the class and the No. 14 prospect in Pennsylvania by 247Sports... Tabbed as the No. 77 cornerback in class and the No. 16 player in PA by On3...Ranked as the No. 20 player in the state by ESPN...Made the high honor roll at Chartiers Valley...Was a three-year letterman in track, competing in the 100, 200, 400, 4x100 and 4x400.

PERSONAL

Full name is Lamont Alexander Payne Jr...Son of Lamont and Shatara Payne...Has four sisters, Lascionna, Naeima, Ahmena and Alilah...Grandfather, William Major Evans Jr., played football at West Virginia (1978-81), helping the Mountaineers to Rose Bowl and Peach Bowl wins before signing with the Pittsburgh Steelers...Hobbies include basketball, digital art, video games, paintball, spending time with family and fishing...Intends to major in special education.



ADDISON PENN 79

Offensive Line | 6-2 | 298
Redshirt Senior
Southlake, Texas/Carroll/Duke
Major: Political Science

- Owns a 3.49 cumulative GPA following the 2023 fall semester.
- Joins teammate Omari Evans as returning Nittany Lions from Texas.

2023 REDSHIRT JUNIOR SEASON

Awards: Named the coaching staff's Developmental Squad Offensive Player of the Year along with Ethan Black.

Season: Did not see any game action...Earned the coaching staff's Developmental Squad Offensive Player of the Week twice (Northwestern, 9/30; Rutgers, 11/19).

2020-22 DUKE

Season: 2022: Redshirt season...Appeared in three games. **2021:** Appeared in five games, making one start. **2020:** Did not see any game action.

2021: North Carolina (10/2): Made his first career start.

HIGH SCHOOL

Played for head coach Riley Dodge at Carroll Senior High School...Helped guide Carroll to a 36-6 record during his time with three trips to the state playoffs...Earned all-state honors from the Padilla Poll during his junior season...Picked up Dallas Morning News all-state recognition during his senior campaign... Rated the No. 18 center nationally by 247Sports...Was a consensus three-star recruit...Also lettered in track and field with a focus on discus and shotput.

PERSONAL

Son of Sean and Michele Penn.



BEAU PRIBULA 9

Quarterback | 6-2 | 207
Redshirt Sophomore
York, Pa./Central York
Major: Advertising and Public Relations

- Has appeared in 11 career games.
- Owns a 3.37 cumulative GPA following the 2023 fall semester.
- One of 38 Nittany Lion returnees from Pennsylvania.

CAREER NOTES & RECORDS

Season: 2023: Finished tied for seventh in a single season at Penn State in rushing touchdowns by a quarterback (6) and ninth in rushing yards (329).

2023 REDSHIRT FRESHMAN SEASON

Awards: Earned Academic All-Big Ten honors.


Season: Appeared in 11 games...Completed 11-of-21 passes for 149 yards and four touchdowns... Finished with 329 rushing yards on 56 carries (5.9) and six touchdowns...Posted two games with both a passing and rushing touchdown...Earned the coaching staff's Offensive Player of the Week (Rutgers, 11/18).

Rankings: Was third among Big Ten quarterbacks in rushing yards (329) and rushing touchdowns (6).

West Virginia (9/2): Scored the first rushing touchdown of his career in the first action of his career on a 5-yard run in the fourth quarter...Completed a seven-yard pass in the fourth quarter for the first attempt and completion of his career. **Delaware (9/9):** Completed 3-of-5 passes for 22 yards and a touchdown...Rushed for 46 yards and a score on eight carries...Connected with Omari Evans on a 4-yard touchdown pass in the fourth quarter for his first career touchdown toss...Scored on a 6-yard run in the third quarter...Marked his first career game with both a passing and rushing touchdown. **at Illinois (9/16):** Ran for 47 yards on nine carries...Had a 21-yard run in the fourth quarter. **Iowa (9/23):** Posted 55 rushing yards on eight carries. **at Northwestern (9/30):** Connected on a 30-yard touchdown pass with Trey Potts in the fourth quarter. **UMass (10/14):** Rushed for 59 yards, including a 31-yard touchdown run in the fourth quarter. **at Maryland (11/4):** Had a 6-yard completion and rushed for 15 yards. **Rutgers (11/18):** Ran for a career-best 71 yards on eight carries...Scored on a 1-yard run...Had a career-long 39-yard rush...Completed a 9-yard pass. **at Michigan State (11/24):** Had both a passing and rushing touchdown...Threw an 8-yard touchdown pass to Tyler Warren in the third quarter...Scored on a 2-yard run in the third quarter. **vs. Ole Miss (12/30):** Tossed a 48-yard touchdown pass to Nicholas Singleton in the second quarter, the longest completion of his career...Added three rushes for 16 yards.

2022 TRUE FRESHMAN SEASON

Redshirt season...Named the coaching staff's Developmental Squad Offensive Player of the Week (Central Michigan, 9/24).



Redshirt sophomore quarterback Beau Pribula

RETURNING NITTANY LIONS

► HIGH SCHOOL

Four-year letterman for head coach Gerry Yonchiuk at Central York High School...First player in program history to be a three-year team captain...Made school and county history by leading the Panthers to their first state championship appearance and District III Title...Secured back-to-back undefeated regular seasons as a junior and a senior...Two-time Player of the Year for the state of Pennsylvania as a junior and a senior...Two-time first-team all-state Selection in Pennsylvania's largest classification as a junior and senior...Selected two-time first-team Eastern PA Football Quarterback as a junior and a senior...Two-time Division I League Offensive Player of the Year as a junior and a senior...Earned Division I League first-team honors five times, including three times as a quarterback, one time as a punter his senior year and one time as a safety his freshman year...Holds school and county records with 108 career touchdowns...Selected as a 2021 Mini-Maxwell Football Club Award Winner...As a senior, led Central York to an 11-1 record, a three-peat York-Adams League Championship and a Pennsylvania District III Semifinal appearance...Completed 73 percent of his passes, including two perfect games, while throwing for 2,676 yards and 33 touchdowns, including 420 rushing yards and nine touchdowns...As a junior, led the Panthers to their first state championship appearance and District III title...Guided the Panthers to a 10-1 record, including league and district championships and their first state runner-up title...Completed 67 percent of his passes, while throwing for 2,156 yards and 34 touchdowns, including 519 rushing yards and 14 touchdowns...As a sophomore, guided Central York to a 9-2 record and a league championship...Tallied 1,244 passing yards and eight touchdowns, while rushing for 365 yards and 10 scores...Recorded two interceptions as a safety...As a freshman, started at receiver and safety, catching 16 passes for 315 yards and four touchdowns, while notching 39 tackles and two interceptions...Rated a four-star prospect by On3 and ESPN and a three-star by 247Sports and Rivals...Tabbed as the No. 6 dual-threat quarterback in the nation and No.15 recruit in PA by Rivals...Ranked as the No. 8 dual-threat quarterback in the 2022 class and No.10 prospect in Pennsylvania by ESPN...Lettered two years in basketball...Distinguished Honor Roll every semester.

► PERSONAL

Full name is Beau James Pribula...Son of Tad and Steph Pribula...Has a brother, Cade, and a sister, Allie...Father, Tad, played football at Shippensburg University (1987-91)...Brother, Cade, plays quarterback at Sacred Heart University...Grandfather, Jim, was an All-American in football at West Chester (1958-62)...Uncle, Barry Rahn, was a quarterback at USC (1958-62)...Aunt, Shari (Pribula) Schalge played field hockey at Penn State (1984-88)...Aunt, Kim (Pribula) Williams, attended Penn State, graduating in 1985...Hobbies include golf, drawing, shooting pool and playing pick-up basketball...Served as an animal rescue volunteer foster and a youth flag football and basketball coach...Plans on majoring in communications.

PRIBULA'S CAREER PASSING STATISTICS

	C-A	Yds.	%	TD-INT	YPG	LG
2023	11-21	149	52.4	4-0	13.5	48
Career	11-21	149	52.4	4-0	13.5	48

PRIBULA'S CAREER OFFENSIVE STATISTICS

	Att.-Yds.	Avg.	TD	LG	Rec.-Yds.	Avg.	TD	LG
2023	56-329	5.9	6	39	-	-	-	-
Career	56-329	5.9	6	39	-	-	-	-

► PRIBULA'S CAREER HIGHS

Pass Completions.....3; Delaware, 9/9/23
Pass Attempts.....5; Delaware, 9/9/23
Passing Yards.....48; vs. Ole Miss, 12/30/23
Passing Touchdowns.....1; Four Times; Last vs. Ole Miss, 12/30/23
Long Pass.....48; vs. Ole Miss, 12/30/23
Rushing Attempts.....9; Twice; Last at Maryland, 11/4/23
Rushing Yards.....71; Rutgers, 11/18/23
Rushing Touchdowns.....1; Six Times; Last at Michigan State, 11/24/23
Longest Rush.....39 yards; Rutgers, 11/18/23



JACKSON PRYTS 45

Linebacker | 6-3 | 206
 Redshirt Sophomore
 Hermitage, Pa./Hickory
 Major: Economics

- Joined the team as a run-on in the fall of 2022.
- One of 38 Nittany Lion returnees from Pennsylvania.

► 2023 ► REDSHIRT FRESHMAN SEASON

Did not see any game action.

► 2022 ► TRUE FRESHMAN SEASON

Redshirt season.

► HIGH SCHOOL

Four-year letterman for head coach Bill Dungee at Hickory High School...Was a team captain...Team posted a District 10 championship in 2020...Was a 3A all-state honoree during his junior and senior seasons...Posted 113 tackles and two interceptions as a senior, while also adding 645 total yards on offense with nine touchdowns...Was a three-year letterwinner in basketball as a center.

► PERSONAL

Full name is Jackson Samuel Pryts...Son of Stacia and Ed Pryts...Has two brothers, Calvin and Andrew Pryts...Father, Ed, played football at Penn State (1978-82)...Brother, Andrew, played football at Stanford (2016-20)...Enjoys fishing and snowboarding in his free time...Plans on majoring in business at Penn State.



ANDREW RAPPLEYEA 87

Tight End | 6-4 | 250
 Redshirt Freshman
 Millbrook, N.Y./Milton Academy (Mass.)
 Major: Division of Undergraduate Studies

- Was a multi-sport athlete at Milton Academy, also lettering in basketball.
- One of six returning Nittany Lions from New York.

► 2023 ► TRUE FRESHMAN SEASON

Redshirt season...Appeared in three games.

► HIGH SCHOOL

Lettered two years at Milton Academy for head coach Kevin MacDonald...Played two seasons at Our Lady of Lourdes High School in New York...Helped Milton Academy to a 5-3 record in 2022...Led Milton Academy to an 8-1 record and an Independent School League (ISL) Championship in the fall of 2021...Guided Our Lady of Lourdes to a 5-4 record in 2020 and a 2-1 record in the spring of 2021...Earned Team MVP honors in 2022...Was named All-NEPSAC and All-ISL in 2022...Selected Boston Herald All-Scholastic Team in 2021 and 2022...In Fall 2021, earned NEPSAC first team honors and was named to the ISL Super Team and Prep Schools All-Scholastic Team...In Spring 2021, collected Section One Most Valuable Receiver accolades and all-county first team honors...Was also named to the Poughkeepsie Journal All-Star Team...As a senior, caught 23 passes for 499 yards and six touchdowns...Added 45 tackles, six tackles for loss, three sacks and two interceptions...In Fall 2021, hauled in 21 receptions for 470 yards and four touchdowns...In Spring 2021, notched 15 catches for 280 yards and three touchdowns in three games...Rated a consensus four-star prospect...Ranked as the No. 80 overall prospect in the class as well as the No. 2 tight end and No. 3 prospect in Massachusetts by On3...Tabbed as the No. 206 overall prospect, No. 7 tight end and No. 3 player in Massachusetts by ESPN...Ranked as the No. 165 overall prospect, No. 7 tight end and No. 3 player in the state by Rivals...Rated as the No. 11 tight end in the nation and No. 5 prospect in Massachusetts by 247Sports...Played three years of varsity basketball, earning all-league and all-county honors for Our Lady of Lourdes.

RETURNING NITTANY LIONS

PERSONAL

Full name is Andrew Kenneth Rappleyea...Son of Allan and Kirsten Rappleyea...Has a brother, Allan, and a sister, Grace...Father, Allan, played football at Union College (1985-89)...Mother, Kirsten, played basketball at Virginia (1984-88) and professionally in France with A.S. Villeurbanne (1988-89)...Brother, Allan Jr., played football at Wake Forest (2017-21)...Uncle, Eric Anderson, attended Penn State...Hobbies include fishing, golf and strength training...Undecided on a major.



JAYLEN REED

1

Safety | 6-0 | 209

Senior

Detroit, Mich./Martin Luther King Jr.

Major: Recreation, Park and Tourism Management

- Has appeared in 34 career games, making 13 starts.
- Joins Kobe King as Nittany Lion returnees from Michigan.
- One of eight returnees from the Midwest.

2023 JUNIOR SEASON

Awards: Earned All-Big Ten honorable mention laurels from the coaches and media.

Season: Started all 13 games at safety...Made 46 tackles (32 solo), four tackles for loss, one sack, two interceptions and a pass breakup.

West Virginia (9/2): Recorded four tackles (3 solo). **Delaware (9/9):** Recorded a solo sack in the first quarter, the first of his career...Added two solo tackles. **at Illinois (9/16):** Made four tackles (3 solo). **Iowa (9/23):** Made two tackles...Notched a key stop in the first quarter which led to a Dani Dennis-Sutton forcing a fumble on the same play...Added a pass breakup. **at Northwestern (9/30):** Posted three tackles, including an assisted tackle for loss. **UMass (10/14):** Assisted on one tackle. **at Ohio State (10/21):** Made five tackles (3 solo). **Indiana (10/28):** Picked off a pass in the second quarter and returned it 17 yards, marking his first career interception...Added a career-high eight tackles (7 solo) to go along with a solo tackle for loss. **at Maryland (11/4):** Posted three tackles and a half-tackle for loss. **Michigan (11/11):** Posted six tackles (3 solo). **Rutgers (11/18):** Collected three solo tackles. **at Michigan State (11/24):** Returned to his hometown of Detroit in Ford Field and picked off a pass on Michigan State's opening drive...Made three tackles (2 solo). **vs. Ole Miss (12/30):** Made two solo stops, including a tackle for loss.

2022 SOPHOMORE SEASON

Season: Appeared in all 13 games...Posted 31 tackles (23 solo), two tackles for loss, three pass breakups and a quarterback hurry.

at Purdue (9/1): Posted three solo tackles. **Ohio (9/10):** Made two tackles...Added a pass breakup. **Auburn (9/17):** Registered three solo stops...Added a quarterback hurry, which resulted in a Zakee Wheatley interception in the first quarter. **Central Michigan (9/24):** Logged three tackles (2 solo). **Northwestern (10/1):** Made three tackles (2 solo). **at Michigan (10/15):** Picked up four tackles. **Minnesota (10/22):** Assisted on two tackles...Added a pass breakup. **Ohio State (10/29):** Made two solo stops, including a tackle for loss. **at Indiana (11/5):** Picked up five tackles (4 solo), including a tackle for loss. **Maryland (11/12):** Assisted on one tackle. **at Rutgers (11/19):** Made a solo tackle. **Michigan State (11/26):** Posted a solo tackle...Broke up a pass.

2021 TRUE FRESHMAN SEASON

Season: Appeared in eight games...Recorded six tackles (4 solo) and a quarterback hurry.

Villanova (9/25): Recorded two tackles. **at Ohio State (10/30):** Made a solo tackle. **at Maryland (11/6):** Tallied a solo tackle. **at Michigan State (11/27):** Had a QB hurry. **vs. Arkansas (1/1):** Made two tackles.

HIGH SCHOOL

Three-year letterman for head coach Tyrone Spencer at Martin Luther King Jr. High School...Team captain...All-State selection in 2019...Was a 2019 Metro Detroit Dream Team selection...As a junior, team went 11-3 in 2019 and made 119 tackles, forced eight fumbles and had one interception...Also added five touchdowns...Won a state championship as a sophomore in 2018, finishing 12-2...Made 64 tackles to go along with two interceptions and a forced fumble during sophomore campaign...Rated a four-star recruit by 247Sports, ESPN and Rivals...Rated as the No. 272 overall prospect, No. 17 safety and No. 9 recruit in Michigan by 247Sports...Ranked as the No. 250 overall prospect, No. 13 safety, No. 22 player in the region and No. 7 prospect in Michigan by ESPN...Ranked as the No. 22 safety and No. 10 recruit in Michigan by Rivals...Also lettered in track and basketball.

PERSONAL

Full name is Jaylen MarQuiese Reed...Son of Terrance Reed and LaToya Johnson...Stepfather is Jimmie Mitchell...Has one brother, Jimmie Mitchell, and one sister, Kayla Reed...Hobbies include playing video games...Is playing football in honor of his grandmother...Majoring in recreation, park and tourism management...Would like to pursue a professional football career and then either be a football coach or business owner.

REED'S CAREER STATISTICS

	UT-AT	TT	FF	FR	I	PBU	SACK	TFL
2021	4-2	6	-	-	-	-	-	-
2022	23-8	31	-	-	-	3	-	2.0-6
2023	32-14	46	-	-	2	1	1.0-7	4.0-14
Career	59-24	83	-	-	2	4	1.0-7	6.0-20

REED'S CAREER HIGHS

Tackles..... 8; Indiana, 10/28/23
Tackles for Loss 1.0; Five Times: Last vs. Ole Miss, 12/30/23
Sacks..... 1.0; Delaware, 9/9/23
Interceptions..... 1; Twice: Last at Michigan St, 11/24/23
Pass Breakups 1; Four Times: Last Iowa, 9/23/23



MASON ROBINSON

42

Defensive End | 6-3 | 245

Redshirt Freshman

Randallstown, Md./McDonogh School

Major: Division of Undergraduate Studies

- Was a multi-sport athlete at McDonogh School, also lettering in baseball and track and field.
- One of eight Nittany Lion returnees from Maryland.

2023 TRUE FRESHMAN SEASON

Redshirt season.

HIGH SCHOOL

Played at McDonogh School for head coach Hakeem Sule...Served two years as a team captain...Helped McDonogh to its conference championship game in 2021...Earned two Team MVP awards...Named All-Metro first team as a senior...Was a two-time all-conference selection...Registered 110 tackles, 15 sacks and eight tackles for loss as a senior...Collected 81 tackles, eight sacks and 16 tackles for loss as a junior...Rated a consensus three-star prospect...Ranked as the No. 34 weakside defensive end and No. 9 prospect in Maryland by Rivals...Tabbed as the No. 66 defensive lineman and No. 10 prospect in Maryland by 247Sports...Recognized as the No. 11 prospect in Maryland by ESPN...Rated as the No. 20 player in Maryland by On3...Also competed in track and baseball.

PERSONAL

Full name is Mason Makai Robinson...Son of Kareem and Jennifer Robinson...Has two sisters, Mackenzie and Madison...Father, Kareem, played football at UT-Chattanooga (1994-97) and in the NFL with the Baltimore Ravens (1998-99)...Uncle, Ronald Robinson, played football at Kentucky (1985-89) and in the NFL with the Indianapolis Colts (1990-91)...Hobbies include working out, listening to music, watching Netflix and home improvement projects...Intends to major in business or finance.



Senior safety Jaylen Reed



TA'MERE ROBINSON 24

Linebacker | 6-3 | 230
Redshirt Freshman
Pittsburgh, Pa./Brashear
Major: Division of Undergraduate Studies

- Was a multi-sport athlete at Brashear, also lettering in basketball and track and field.
- One of 38 Nittany Lion returnees from Pennsylvania.

► 2023 ► TRUE FRESHMAN SEASON

Season: Appeared in three games.

UMass (10/14): Made two tackles.

► HIGH SCHOOL

Played four years for head coach Andrew Moore at Brashear High School...Served three years as a team captain...Helped Brashear to a 5-3 record as a junior...Did not play senior season due to injury...As a junior, tallied 44 tackles (23 solo), seven tackles for loss, three sacks and an interception while also scoring three touchdowns...As a sophomore, notched 40 tackles (26 solo), 12 tackles for loss, one interception and five touchdowns...Recorded 27 tackles and three interceptions as a freshman...Rated as a consensus four-star prospect...Ranked as the No. 169 overall prospect, No. 11 outside linebacker and No. 2 prospect in Pennsylvania by Rivals...Rated as the No. 28 edge prospect and No. 2 player in Pennsylvania by 247Sports...Tabbed as the No. 21 outside linebacker and No. 5 prospect in Pennsylvania by ESPN...Ranked as the No. 26 linebacker and No. 5 player in Pennsylvania by On3...Played three years of basketball and earned one letter in track at Brashear.

► PERSONAL

Full name is Ta'Mere William Javon Robinson...Son of Carla Robinson...Nephew of Michelle Robinson...Has a brother, Bruce Patterson, and two sisters, Brandy and Tanesha...Brother, Bruce, played football at Clarion University...Hobbies include playing video games...Intends to major in early childhood education...Has volunteered with toy drives, food drives and reading to children.

ROBINSON'S CAREER STATISTICS

	UT-AT	TT	FF	FR	I	PBU	SACK	TFL
2023	2-0	2	-	-	-	-	-	-
Career	2-0	2	-	-	-	-	-	-

► ROBINSON'S CAREER HIGHS

Tackles.....2; UMass, 10/14/23



TONY ROJAS 13

Linebacker | 6-2 | 239
Sophomore
Fairfax, Va./Fairfax
Major: Division of Undergraduate Studies

- Has appeared in 13 career games.
- One of nine returning Nittany Lions from Virginia.

► 2023 ► TRUE FRESHMAN SEASON

Season: Appeared in all 13 games on defense and special teams...Made 21 tackles (7 solo), 3.5 tackles for loss, a forced fumble and an interception.

West Virginia (9/2): Made two tackles. **Delaware (9/9):** Recorded his first career tackle for loss...Recorded two solo stops. **at Illinois (9/16):** Assisted on two tackles. **UMass (10/14):** Tallied four tackles (1 solo). **at Maryland (11/4):** Notched his first career interception in the fourth quarter and returned it 20 yards...Also recorded his first career forced fumble in the fourth quarter. **Rutgers (11/18):** Had four tackles and set a career high with 1.5 tackles for loss. **at Michigan State (11/24):** Assisted on a tackle for loss. **vs. Ole Miss (12/30):** Tallied a career-high six tackles, including a half-tackle for loss.

► HIGH SCHOOL

Played three years for head coach Trey Taylor at Fairfax High School...Served two seasons as a team captain...Led Fairfax to a 13-1 record, a district championship and a Class 6A state semifinals appearance in 2022...Helped the Lions to a 10-1 record and a district title as a junior...Invited to the Adidas All-American Bowl...Was named the All-Metro Offensive Player of the Year in 2022...Earned all-region honors as a running back and a defensive end as a junior...Was an All-Metro selection as a running back in 2021...Selected first-team All-Region and Region Offensive Player of the Year in 2021...Picked up all-district honors as a running back and defensive end as a junior and as a receiver as a sophomore...As a senior, rushed for 2,239 yards and 35 touchdowns to go along with 281 receiving yards and two scores...On defense, recorded 72 tackles, 14 tackles for loss, 13 sacks, five forced fumbles and four pass breakups...As a junior, tallied 40 tackles, seven tackles for loss, four sacks, a forced fumble, two fumble recoveries and a pass breakup...On offense, rushed for 1,568 yards and 24 touchdowns, while adding 270 receiving yards...As a sophomore, collected 23 receptions for 408 yards and five touchdowns...Rated as a consensus four-star prospect...Ranked as the No. 111 overall prospect, No. 7 linebacker and No. 3 player in Virginia by 247Sports...Rated as the No. 108 overall prospect, No. 8 linebacker and No. 2 prospect in Virginia by On3...Tabbed as the No. 125 overall prospect, No. 8 outside linebacker and No. 2 prospect in Virginia by Rivals...Ranked as the No. 135 overall prospect, No. 13 outside linebacker and No. 3 player in the state by ESPN...Also played basketball at Fairfax, earning Defensive Player of the Year honors.

► PERSONAL

Full name is Anthony Daniel Rojas...Son of Daniela Rojas...Has two sisters, Briana and Lizzy...Sister, Briana, currently attends Penn State...Hobbies include fishing and video games...Intends to major in communications...Has volunteered with backpack giveaways at church.

ROJAS' CAREER STATISTICS

	UT-AT	TT	FF	FR	I	PBU	SACK	TFL
2023	8-14	22	1	-	1	-	-	3.5-6
Career	8-14	22	1	-	1	-	-	3.5-6

► ROJAS' CAREER HIGHS

Tackles.....6; vs. Ole Miss, 12/30/23
Tackles for Loss.....1.5; Rutgers, 11/18/23
Interceptions.....1; at Maryland, 11/4/23
Forced Fumbles.....1; at Maryland, 11/4/23



DOMINIC RULLI 52

Offensive Line | 6-3 | 294
Redshirt Sophomore
Burlington, Ky./The Taft School (Conn.)
Major: Kinesiology

- Has appeared in 14 career games.
- Joined the team as a run-on in the fall of 2022.
- Is the lone Nittany Lion returnee from Kentucky.

► 2023 ► REDSHIRT FRESHMAN SEASON

Awards: Named Penn State's Most Outstanding Run-On along with Kolin Dinkins...Earned Academic All-Big Ten honors.

Season: Appeared in all 13 games, primarily on special teams...Named the coaching staff's Developmental Squad Offensive Player of the Week twice (Illinois, 9/16; Ohio State, 10/21).

► 2022 ► TRUE FRESHMAN SEASON

Redshirt season...Appeared in one game.

► HIGH SCHOOL

Four-time letterman for head coach Tyler Whitley at The Taft School...Was a team captain...Team posted an 18-7 record during his four years with the program, including the 2020 campaign, which was canceled due to the COVID-19 pandemic...Team logged an 8-1 record his freshman season...Posted 16 tackles and nine tackles for loss his senior season.

RETURNING NITTANY LIONS

PERSONAL

Full name is Dominic Anthony Rulli...Son of Kristi and Marc Rulli...Has a sister, Alessa Warwick, and a brother, Jacob Rulli...His hobby is automotive work, with a love of working on cars and trucks...Plans on majoring in health and human development at Penn State...Would like to become a physical therapist.



SANDER SAHAYDAK 93

Kicker | 6-0 | 188
Redshirt Junior
Bethlehem, Pa./Liberty
Major: Telecommunications

- Has appeared in 14 career games.
- One of 38 Nittany Lion returnees from Pennsylvania.

2023 REDSHIRT SOPHOMORE SEASON

Awards: Earned Academic All-Big Ten honors.

Season: Appeared in seven games in reserve action...Converted 7-of-7 extra-point attempts.

West Virginia (9/2): Connected on a pair of extra points. **Delaware (9/9):** Converted on his only extra-point attempt. **UMass (10/14):** Hit all three extra-point attempts. **at Michigan State (11/24):** Converted on an extra-point attempt in the fourth quarter.

2022 REDSHIRT FRESHMAN SEASON

Awards: Earned Academic All-Big Ten honors.

Season: Appeared in seven games, sharing kickoff duties...Connected on a field and extra point.

at Purdue (9/1): Recorded three kickoffs, averaging 64.0 yards, and had one touchback. **Ohio (9/10):** Had four kickoffs and averaged 60.0 yards per kick. **at Auburn (9/17):** Kicked off three times, averaging 64.7 yards per kick with one touchback. **at Indiana (11/5):** Kicked off once for 59 yards. **at Rutgers (11/19):** Drilled his first career field goal and extra point...Field goal was from 20 yards out.

2021 TRUE FRESHMAN SEASON

Redshirt season.

HIGH SCHOOL

Four-year letterwinner for head coach John Truby at Liberty High School...Named a first-team Eastern Pennsylvania Conference All-Star placekicker in 2020 and 2019...Also earned first-team all-area honors in 2019 from the Allentown Morning Call and Lehigh Valley Live...Received an invite to the Blue-Grey All-American Bowl...Owns Liberty High School record for longest field goal made (53 yards) and most field goals in a game (4)...Made five field goals in 2020, including a long of 52, to go along with being 7-for-7 on extra points and knocking 14 of his 18 kickoffs for touchbacks...Went 10-for-12 on field goals as a junior, including an EPC conference record 53-yarder, and had 34 kickoffs go for touchbacks...Tallied three field goals and 15 extra points as a sophomore...Made one field goal and 25 extra points during freshman campaign...Rated a five-star kicker by Kohl's Professional Camps...Rated the No. 2 overall kicker and No. 37 prospect out of Pennsylvania by 247Sports...Was the No. 33 player in the state and No. 167 prospect in the region by ESPN...Tabbed the No. 3 kicking prospect by Rivals...Also a three-year letterman at Liberty in soccer and indoor track and field, and a two-year letterman in outdoor track and field...Competed in the triple jump, long jump and 400-meter relay...Earned second- and third-team all-star honors in soccer as a junior and sophomore respectively...Was a first-team all-area selection during his sophomore year in track and field...Named to the National Honor Society in 2019.

PERSONAL

Full name is Alexander Teagan Sahaydak...Son of Alexander and Gretchen Sahaydak...Has one sister, Olivia Sahaydak...Father, Alexander, played soccer at Brown (1990-93)...Sister, Olivia, played on the field hockey team at Duke (2018-21)...Uncle, Timothy Sahaydak, played professional soccer for the Miami Fusion (1999-01) and Columbus Crew (1997-98) and in college at North Carolina (1995-97)...Aunt, Tiffany Roberts Sahaydak, played soccer for the United States Women's National Team (1994-2004) and in college at North Carolina (1995-99)...Enjoys volunteering, skiing, golfing and spending time with friends and family...Majoring in telecommunications.

SAHAYDAK'S CAREER KICKING STATISTICS

	FGM-A	%	0-19	20-29	30-39	40-49	50+	LG	XP	PTS
2022	1-2	50.0	-	1-1	-	-	0-1	20	1-1	4
2023	0-2	0	-	-	0-2	-	-	-	7-7	7
Career	1-4	25.0	-	1-1	0-2	-	0-1	20	8-8	11

SAHAYDAK'S CAREER KICKOFF STATISTICS

	KO	Yds.	Avg.	TB	OB
2022	15	934	62.3	4	1
2023	2	66	33.0	-	-
Career	17	1,000	58.8	4	1

SAHAYDAK'S CAREER HIGHS

Points Scored.....4; at Rutgers, 11/19/22
PATs Made.....3; UMass, 10/14/23
PATs Attempted.....3; UMass, 10/14/23
Field Goals Made.....1; at Rutgers, 11/19/22
Field Goals Attempted.....2; West Virginia, 9/2/23
Longest Field Goal.....20; at Rutgers, 11/19/22
Kickoffs.....4; Ohio, 9/10/22
Kickoff Yards.....240; Ohio, 9/10/22
Kickoff Average.....65.0; at Rutgers, 11/19/22



KADEN SAUNDERS 7

Wide Receiver | 5-10 | 176
Redshirt Sophomore
Columbus, Ohio/Westerville South
Major: Journalism

- Has appeared in 15 career games.
- Earned the team's 2024 Touchdown King Award at the conclusion of spring practice.
- One of three returning Nittany Lions from Ohio.
- One of eight returnees from the Midwest.

2023 REDSHIRT FRESHMAN SEASON

Awards: Earned Academic All-Big Ten honors.

Season: Appeared in 12 games on offense and special teams...Was Penn State's primary punt returner through the first five contests...Posted six catches for 56 yards and one touchdown...Has 14 punt returns for 86 yards.

West Virginia (9/2): Was Penn State's primary punt returner, fair catching three punts. **Delaware (9/9):** Posted five punt returns for 30 yards, including a long return of nine yards. **at Illinois (9/16):** Made two receptions for 19 yards...Added a key 19-yard punt return towards the end of the first half, leading to a Penn State field goal. **UMass (10/14):** Had two punt returns for 43 yards, including a career-long 37-yard return. **at Ohio State (10/21):** Hauled in an 8-yard touchdown reception in the fourth quarter, his first career touchdown reception...Finished the game with two receptions for 25 yards. **Michigan (11/11):** Recorded a 13-yard reception on a fourth-down play in the second quarter.

2022 TRUE FRESHMAN SEASON

Season: Redshirt season...Appeared in three games...Named the coaching staff's Developmental Squad Offensive Player of the Week (Indiana, 11/5).

Ohio (9/10): Made two grabs for 21 yards.

► HIGH SCHOOL

Four-time letterman for head coach Matthew Christ at Westerville South High School...Two-time team captain...Helped his team to three winning seasons, including a 10-1 mark and a conference championship during his junior campaign...Squad finished 8-3 during senior season...Accepted an invitation to play in the 2022 Under Armour All-American Game...Earned first-team all-state honors twice...Two-time first-team All-OCC honoree...Made 38 receptions for 392 yards, had 28 rushes for 324 yards, posted 269 yards on 10 kick returns and 165 yards on 12 punt returns during his senior season...Tallied 47 catches for 958 yards and 13 touchdowns as a junior...Also added eight carries for 117 yards and 16 kick returns for 381 yards...Recorded 17 grabs for 314 yards and 10 kick returns for 337 yards during sophomore season...As a freshman, tallied 203 yards on 12 catches, 203 yards on 27 rushes, 161 yards on seven punt returns and 303 yards on 16 kick returns...Rated a four-star prospect by 247Sports, On3, Rivals and ESPN...Ranked as the No. 56 overall recruit, No. 5 wide receiver and No. 3 prospect in Ohio by 247Sports...Graded the No. 106 player overall, No. 16 wide receiver and No. 5 player in Ohio by On3...Rated the No. 78 recruit nationally, No. 10 wide receiver and No. 3 player in Ohio by Rivals...Tabbed the No. 30 overall recruit, No. 4 wide receiver and No. 2 player in Ohio by ESPN...Also lettered in track and field and baseball.

► PERSONAL

Full name is Kaden Thomas Saunders...Son of Sheila and Anthony Saunders...Has two sisters, McKenna and Marissa...Enjoys listening to music, playing Madden and watching YouTube videos...Has his own day named after him in Westerville, Ohio...Plans on majoring in journalism.

SAUNDERS' CAREER STATISTICS

	Att.-Yds.	Avg.	TD	LG	Rec.-Yds.	Avg.	TD	LG
2022	-	-	-	-	2-21	10.5	-	13
2023	-	-	-	-	6-56	9.3	1	17
Career	-	-	-	-	8-77	9.6	1	17

SAUNDERS' CAREER RETURN STATISTICS

	KR-Yds.	Avg.	TD	LG	PR-Yds.	Avg.	TD	LG
2023	-	-	-	-	14-86	6.1	-	37
Career	-	-	-	-	14-86	6.1	-	37

► SAUNDERS' CAREER HIGHS

Receptions 2; Twice: Last at Ohio State, 10/21/23
 Receiving Yards 25; at Ohio State, 10/21/23
 Long Reception 17; at Ohio State, 10/21/23
 Receiving Touchdowns 1; at Ohio State, 10/21/23
 Punt Returns 5; Delaware, 9/9/23
 Punt Return Yards 43; UMass, 10/14/23
 Long Punt Return 37 yards; UMass, 10/14/23



Redshirt sophomore wide receiver Kaden Saunders



JOEY SCHLAFFER 18

Tight End | 6-5 | 242
 Redshirt Freshman
 Reading, Pa./Exeter Township
 Major: Division of Undergraduate Studies

- Was a multi-sport athlete at Exeter Township, also lettering in basketball.
- One of 38 Nittany Lion returnees from Pennsylvania.

► 2023 ► TRUE FRESHMAN SEASON

Redshirt season.

► HIGH SCHOOL

Played four years at Exeter Township Senior High School for head coach Matt Bauer...Was a four-year starter and served as a team captain as a senior...Led Exeter Township to a 12-1 record and a conference title as a senior...Helped the Eagles to a 10-4 record and district title as a junior...Guided Exeter Township to a 6-2 record as a sophomore and a 9-4 mark as a freshman...Earned all-state honors in 2020, 2021 and 2022...Collected Lancaster Lebanon all-conference selections all four years...Holds all-time county records in receiving yards (2,493) and receiving touchdowns (28)...As a senior, caught 38 passes for 879 yards and nine touchdowns while rushing for 246 yards and three touchdowns and completing two passes for 43 yards...Hauled in 48 receptions for 834 yards and nine touchdowns as a junior...Recorded 19 catches for 444 yards and five touchdowns as a sophomore...Registered 15 receptions for 336 yards and five touchdowns as a freshman...Rated a four-star prospect by On3 and Rivals and a three-star prospect by 247Sports and ESPN...Ranked as the No. 187 overall prospect, No. 10 tight end and No. 4 prospect in Pennsylvania by On3...Recognized as the No. 214 overall prospect, No. 10 tight end and No. 11 prospect in Pennsylvania by Rivals...Rated as the No. 48 tight end and No. 20 prospect in Pennsylvania by 247Sports...Tabbed as the No. 15 tight end and No. 11 player in the state by ESPN...Was a three-year letterwinner in basketball, earning all-county honors in 2021.

► PERSONAL

Full name is Joey Aiden Schlaffer...Son of Joe and Sherry Schlaffer...Has two brothers, Michal and Christian Menet...Brother, Michal, played football at Penn State (2017-21) and in the NFL for the Arizona Cardinals and Green Bay Packers...Hobbies include playing basketball and golf and spending time outdoors...Undecided on a major.



Junior offensive lineman Drew Shelton

RETURNING NITTANY LIONS



DREW SHELTON **66**

Offensive Line | 6-5 | 306
Junior
Downingtown, Pa./Downingtown West
Major: Recreation, Park and Tourism Management

- Has appeared in 20 career games, making six starts.
- One of 38 Nittany Lion returnees from Pennsylvania.

► 2023 ► SOPHOMORE SEASON

Awards: Earned Academic All-Big Ten honors.

Season: Appeared in 13 games, making one start...Earned the coaching staff's Offensive Player of the Week (Iowa, 9/23).

West Virginia (9/2): Helped lead the Penn State offense to 478 total yards in the victory...Helped Drew Allar set career-high marks in touchdown passes (3), passing yards (325), completions (21) and attempts (29). **Delaware (9/9):** Penn State tallied 541 total yards on offense, including 315 yards on the ground...The Nittany Lions ran 91 offensive plays and held the ball for a time of possession of 42:22...Kaytron Allen rushed for 103 yards on 19 carries and touchdown, while Nicholas Singleton scored three touchdowns on the ground. **at Illinois (9/16):** Helped the Penn State offense score 20 points off turnovers...Allen and Singleton each accounted for rushing touchdowns, while Trey Potts threw a touchdown to Tyler Warren. **Iowa (9/23):** Helped Penn State scored on drives of 17, 10 15 and 12 plays...The Nittany Lions held the ball for 13:26 of the third quarter and finished the game with 45:27 of possession...Helped PSU rush for 215 yards. **at Northwestern (9/30):** Penn State threw totaled 353 yards of offense, including 219 yards through the air...Singleton accounted for 119 yards of offense. **UMass (10/14):** Played both center and guard...The Nittany Lions rushed for 246 yards and finished with 408 yards of offense in the 63-0 win...Drew Allar accounted for four total touchdowns, including three passing. **Indiana (10/28):** Penn State posted 342 yards of offense in the win and Allar tossed three touchdowns, including the 57-yard game-winner to KeAndre Lambert-Smith with 1:46 remaining in regulation. **at Maryland (11/4):** Penn State scored 51 points and gained 404 yards in the win...Allar completed 25-of-34 passes for 240 yards and four touchdowns...Allen rushed for a team-high 91 yards on 14 carries, including a touchdown. **Rutgers (11/18):** Rushed for 234 yards with all four touchdowns coming on runs...Beau Pribula (71 yards), Allen (69) and Singleton (71) paced an offense which averaged six yards per carry. **at Michigan State (11/24):** Helped Penn State post 10 offensive plays of 20+ yards in the game, including five passing plays and five rushing plays...The Nittany Lions had three plays of 50+ yards and four plays of 40+ yards...Allen (137) and Singleton (118) both went over 100 rushing yards. **vs. Ole Miss (12/30):** Helped Penn State tally 510 total yards...The Nittany Lions threw for 343 yards and went three-for-three in the red zone.

► 2022 ► TRUE FRESHMAN SEASON

Season: Appeared in seven games, making five starts at left tackle.

at Indiana (11/5): Helped the Nittany Lion running backs record four rushing touchdowns on the day...Paved the way for the offense to put up 483 total yards while only allowing one sack. **Maryland (11/12):** Helped the offense record 413 yards of total offense...Blocked for a rushing attack that eclipsed the 200-yard mark...Offensive line did not allow a sack. **at Rutgers (11/19):** Paved the way for the fifth 200-yard rushing game of the season and 436 total yards of offense...Helped Allen rush for a career-high 117 yards. **Michigan State (11/26):** Aided the rushing attack to outgain the Spartans 160-25 on the ground...Blocked for Clifford who etched his sixth, four-touchdown game of his career...Helped lead the offense to 410 total yards. **vs. Utah (1/2):** Contributed to an offensive attack which became the first team in Rose Bowl history to have an 80-plus yard rushing touchdown and 80-plus yard receiving touchdown in the same game...The Nittany Lions logged 448 total yards in the win, it's seventh-straight 400-plus yard game...Penn State had eight plays of 20-plus yards.

► HIGH SCHOOL

Three-year letterman for head coach Mike Milano at Downingtown West High School...Team captain during the 2020 and 2021 seasons...Helped lead his team to a 13-2 record and a Ches-Mont League championship during his sophomore year...Squad finished 11-2 as a freshman...Accepted an invitation to play in the 2022 Under Armour All-American Game...Earned 2021 All-Great Lakes Region honors as a senior...Was a 2020 Pennsylvania Prep all-state and all-area first team selection...Posted 22 tackles (9 solo), six fumble recoveries and one forced fumble during his senior season...Team averaged 328 yards of total offense during shortened junior season due to the COVID-19 pandemic...Additionally made seven solo stops on defense as a junior...Downingtown West averaged 394.7 yards per game on offense, including 222.9 on the ground during his sophomore season...Rated a four-star prospect by 247Sports, On3, Rivals and ESPN...Ranked as the No. 118 overall recruit, No. 11 offensive tackle and No. 3 prospect in Pennsylvania by 247Sports...Graded the No. 127 player overall, No. 7 offensive tackle and No. 3 player in Pennsylvania by On3...Rated the, No. 159 player overall, No. 17 offensive tackle and No. 4 player in Pennsylvania by Rivals...Tabbed the No. 77 overall recruit, No. 11 offensive tackle, No. 8 player in the region and No. 3 player in Pennsylvania by ESPN...Also lettered in basketball.

► PERSONAL

Full name is Andrew King Shelton...Son of Sarah King...Has a sister, Ryan...Mother, Sarah, played basketball at Aquinas College (1996-98)...Enjoys playing video games, bowling and hanging out with friends in his free time...Has worked youth summer camps at Downingtown West and was also a member of the Student-Athlete Leadership Council...Plans on majoring in business administration at Penn State...Would like to play in the NFL some day and use his platform to create an organization to provide opportunities in sports for underprivileged kids.



SAM SIAFA **88**

Defensive Tackle | 6-4 | 292
Redshirt Sophomore
Downingtown, Pa./Downingtown West
Major: Labor and Human Resources

- Joined the team as a run-on in the fall of 2022.
- Made the change from offensive line to defensive tackle following the 2022 season.
- One of 38 Nittany Lion returnees from Pennsylvania.

► 2023 ► REDSHIRT FRESHMAN SEASON

Did not see any game action...Earned the coaching staff's Developmental Squad Defensive Player of the Week (Northwestern, 11/30).

► 2022 ► TRUE FRESHMAN SEASON

Redshirt season...Appeared in one game...Named the coaching staff's Developmental Squad Defensive Player of the Week twice (Auburn, 9/17; Ohio State, 10/29).

► HIGH SCHOOL

Was a one-time letterman for head coach Mike Milano at Downingtown West High School...Was high school teammates with current Penn State offensive lineman Drew Shelton...Posted 40 tackles, two sacks and a pass breakup during his senior season.

► PERSONAL

Full name is Samuel Edward Siafa...Son of Karnecha and Fatorma Siafa...Has a sister, Selina Siafa, and a brother, Immanuel Siafa...Parents both work for Chick-Fil-A, with his father being an operator and mother being a manager...His hobbies are playing video games and playing sports...Has volunteered on two mission trips and has also volunteered around his church, including lawn mowing, planting and pulling flowers, watering flowers and setting up young ministry games...Majoring in labor and human resources at Penn State...Would like to follow in his parents footsteps by being a Chick-Fil-A operator.



NICHOLAS SINGLETON 10

Running Back | 6-0 | 227

Junior

Shillington, Pa./Governor Mifflin

Major: Recreation, Park and Tourism Management

- Has appeared in 26 career games, making 15 starts.
- Named the Big Ten Thompson-Randle El Freshman of the Year in 2022 and was named an FWA A Freshman All-American.
- One of 38 Nittany Lion returnees from Pennsylvania.

CAREER NOTES & RECORDS

Career: Rankings: Has 1,813 career rushing yards, ranking 20th in Penn State history. **Notable:** Owns five career 100-yard rushing games...Has six career games with multiple rushing touchdowns...Has 16 career runs of 20+ yards.

Season: Records Set: Posted a Penn State freshman record 12 rushing touchdowns...Singleton (1,061) and Kaytron Allen (867) became the first true freshman teammates in Big Ten history each with 700 or more rushing yards in a single season. **2022:** Became the 16th all-time Nittany Lion to rush for 1,000 yards in a season...Joined Saquon Barkley (1,076; 2015) and D.J. Dozier (1,002; 1983) as the only PSU freshmen to reach 1,000 rushing yards in a season...With five multi-touchdown run games, became one of seven Penn State running backs to have at least five in a single season, joining Lydell Mitchell (8; 1971), Barkley (7; 2017), Curtis Enis (6; 1997), Ki-Jana Carter (6; 1994), Larry Johnson (5; 2002) and Richie Anderson (5; 1992)...Singleton and Allen became the only Penn State duo to each rush for 850-plus yards in a season and one of three 800-plus rushing yard duos: 2022 (Singleton, 1,061; Allen, 867), 2013 (Zach Zwinak, 989; Bill Belton, 803), 2005 (Tony Hunt, 1,047; Michael Robinson, 806).

Game: Records Set: Posted 179 rushing yards against Ohio (9/10), a Penn State record for a Beaver Stadium debut. **2022:** Tallied 70- and 44-yard touchdown runs and an additional 48-yard rush against Ohio, becoming the first Nittany Lion with multiple 40-plus yard touchdown runs in a game and three 40-plus yard runs in a game since Larry Johnson at Indiana on Nov. 16, 2002.

Bowl: 2022: Scored on an 87-yard run in the third quarter against Utah (1/2), the third-longest run in Rose Bowl Game history and the longest in the Rose Bowl Game since 2012...The run marked Penn State's second-longest rush in a bowl game, only trailing Saquon Barkley's 92-yard touchdown run in the 2017 Fiesta Bowl...Tallied two rushing touchdowns in the Rose Bowl Game, tied for second in a PSU bowl game, while his 120 rushing yards were 10th.

2023 > SOPHOMORE SEASON

Awards: Postseason: Earned third-team All-Big Ten honors from the coaches and media as a running back and honorable mention honors from the coaches and media as a return specialist...Was an Academic All-Big Ten honoree...Named Penn State's Offensive MVP along with Kaytron Allen. **Preseason:** Named to the Walter Camp Player of the Year, Maxwell Award, Doak Walker and Paul Hornung Award watch lists...Earned second-team preseason All-American honors from Sporting News and honorable mention honors from Pro Football Focus.

Season: Appeared in 13, making seven starts...Finished with 171 rushes for 752 yards and eight touchdowns...Had 26 catches for 308 yards and two touchdowns...Tallied 13 kick returns for 313 yards (24.1) with a long return of 51 yards.

Rankings: Ranked third in the Big Ten in all-purpose yards (105.6) and tied for fifth in rushing touchdowns (8).

West Virginia (9/2): Ran for 70 yards on 13 carries with a long rush of 14 yards...Scored on a 2-yard rush in the second quarter. **Delaware (9/9):** Scored a career-high three rushing touchdowns...Rushed for 47 yards and added an 18-yard reception...Had a 26-yard kick return...Found the endzone on a 2-yard rush on Penn State's opening drive and scored on a pair of 5-yard runs in the second quarter. **at Illinois (9/16):** Ran for 39 yards to go along with a touchdown...Posted 49 receiving yards...Scored on a 16-yard rush in the fourth quarter...Added a 31-yard kick return. **Iowa (9/23):** Rushed for 49 yards on 17 carries...Added two receptions. **at Northwestern (9/30):** Rushed for a team-high 80 yards on 21 carries, while scoring on a rushing touchdown and a receiving touchdown...Posted 39 yards on a career-high six receptions...Scored on a 1-yard run in the fourth quarter...Hauled in a 2-yard touchdown reception in the third quarter, marking his first career game with both a rushing and receiving touchdown. **UMass (10/14):** Notched a team-high 79 yards on 15 carries. **at Ohio State (10/21):** Ran for 48 yards on nine carries and added a 6-yard reception...Had a 30-yard kick return. **Indiana (10/28):** Ran for 50 yards on 15 carries with a 2-yard touchdown run in the second quarter...Added five receptions for 31 yards, including a 28-yard reception in the second quarter...Added a 50-yard kick return in the second quarter. **at Maryland (11/4):** Had a 51-yard kick return in the fourth quarter. **Michigan (11/11):** Made 13 carries for 43 yards, including a long rush of nine yards. **Rutgers (11/18):** Ran for 61 yards on 11 carries, averaging 5.5 yards per carry...Had a 20-yard rush in the fourth quarter. **at Michigan State (11/24):** Finished with 118 yards on 18 carries with one touchdown and a long rush of 24 yards...Caught two passes out of the backfield for 68 yards...Scored on a 14-yard rush in the fourth quarter...Had a 53-yard reception in the first quarter, his longest career reception...Added a 20-yard rush in the second quarter and a 24-yard rush in the fourth quarter. **vs. Ole Miss (12/30):** Rushed for 50 yards on eight carries and added four receptions for a career-high 86 yards and a touchdown...Hauled in a 48-yard touchdown reception in the second quarter.



Junior running back Nicholas Singleton

RETURNING NITTANY LIONS

► 2022 ► TRUE FRESHMAN SEASON

Awards: Postseason: Named the Big Ten Thompson-Randle El Freshman of the Year...Earned AP Big Ten Newcomer of the Year honors...Picked up FWAAs Freshman All-America laurels as an all-purpose player...Was an ESPN.com, On3 and 247Sports True Freshman All-American...Tabbed a College Football News Freshman All-America second team honoree...Voted an All-Big Ten second team return specialist by the media and honorable mention by the coaches...Tabbed All-Big Ten third team by the coaches and media as a running back...Earned second-team All-Big Ten honors from Phil Steele as a return specialist and third-team laurels as a running back...Selected third-team All-Big Ten as a return specialist by Pro Football Focus...Earned All-ECAC honors...Named Penn State's Most Valuable Offensive Player along with Kaytron Allen. **Weekly:** Named Big Ten Freshman of the Week three times (Ohio, 9/10; Auburn, 9/17; Maryland, 11/12). **Midseason:** Earned 247Sports and On3 Midseason Freshman All-America recognition. **Preseason:** Named a Preseason Freshman All-American by On3 and 247Sports.

Season: Appeared in all 13 games, making eight starts at running back...Led the team with 1,061 yards rushing on 156 carries (6.8) with 12 touchdowns...Posted seven 40-plus yard runs with five of those resulting in touchdowns...Had five games with multi-touchdown rushes and four 100-yard rushing games...Added 11 receptions for 85 yards and a score...Also handled returning kickoffs, logging 14 returns for 349 yards (24.9) with a 100-yard touchdown...Named the coaching staff's Offensive Player of the Game three times (Ohio, 9/10; Indiana, 11/5; Maryland 11/12)...Tabbed the coaching staff's Special Teams Player of the Game (Rutgers, 11/19).

Rankings: Finished second in the Big Ten in yards per carry (6.8; 7th nationally), tied for third in total touchdowns (14; T-25th), fourth in rushing scores (12; T-28th), fifth in rushing yardage (1,061, 33rd) and sixth in all-purpose yardage (35th; 115.0)...Led the Big Ten in 30-plus yard runs (9; 3rd nationally) and 40-plus yard runs (7; 3rd), and tied for second in 50-plus yard runs (4; T-4th), 60-plus yard runs (2; T-9th) and 20-plus yard runs (12; T-18th)...Among all freshmen, led the FBS in yards per carry (minimum 85 carries), was second in all-purpose yardage (1,495), third in rushing yardage (1,061), and fourth in rushing touchdowns (12) and total touchdowns (14).

at Purdue (9/1): Recorded 10 carries for 31 yards...Returned three kicks for 65 yards, including a long return of 25 yards. **Ohio (9/10):** Ran for a career-high 179 yards on 10 carries with two touchdowns...Scored on a 70-yard run in the first quarter, his first career touchdown...Added a 44-yard touchdown in the third quarter...Had three runs of 40-plus yards...Finished with 219 all-purpose yards (179 rushing, 40 kick return). **at Auburn (9/17):** Finished with 10 rushes for 124 yards and two touchdowns...Scored on a 54-yard run in the fourth quarter and a 1-yard run in the third quarter...Had a 53-yard run in the third quarter, setting up his 1-yard score. **Central Michigan (9/24):** Ran for 42 yards on 12 carries...Tallied a 21-yard rush in the third quarter. **Northwestern (10/1):** Paced the team with 87 yards on 21 carries and a touchdown with a long run of 19 yards...Scored on a 2-yard run in the second quarter...Added an 11-yard reception. **at Michigan (10/15):** Gained 19 yards on six carries. **Minnesota (10/22):** Ran 13 times for 79 yards and two touchdowns...Added two catches for 28 yards...Recorded a 30-yard rushing touchdown, a 16-yard rushing touchdown and a 22-yard reception. **Ohio State (10/29):** Gained 45 yards on 14 carries...Caught one pass for six yards. **at Indiana (11/5):** Rushed 16 times for 73 yards and a 1-yard touchdown. **Maryland (11/12):** Averaged 11.1 yards per carry on 11 rushes, totaling 122 yards and two scores...His touchdowns came on 45-yard and 27-yard carries in the first half...Caught one pass for five yards. **at Rutgers (11/19):** Picked up 62 yards on the ground on nine carries, with a long rush of 26 yards...Added one grab for five yards...Returned a kickoff 100 yards for a touchdown. **Michigan State (11/26):** Recorded 17 carries and gained 78 yards on the ground...Added three catches for 30 yards and his first receiving touchdown. **vs. Utah (1/2):** Rushed for 120 yards and two touchdowns on seven carries, averaging 17.1 yards per carry...Scored on an 87-yard run in the third quarter... Added a 5-yard touchdown rush in the first quarter.

► HIGH SCHOOL

Played for head coach Jeff Lang at Governor Mifflin High School...Team captain during senior year...Led Governor Mifflin to a District 5A title and an 8-1 record as a junior...Squad finished 10-1 during senior season, winning the Berks Football League Section 1 title...Named the 2021 Gatorade National Player of the Year...Is the first Penn State Gatorade National Player of the Year signee... Earned the Maxwell Football Club's National Offensive Player of the Year...Selected to play in the 2022 All-American Bowl... Named Berks County MVP as a junior and senior...Also Named to the Berks County all-academic team... Holds the Berks County record with 6,326 rushing yards and 116 touchdowns...Ran for 2,059 yards and totaled 44 rushing touchdowns as a senior...Made four receptions for 98 yards and two scores while returning a kickoff for a touchdown as well...Gained 1,311 yards on 107 carries (12.3 average) as a junior while scoring 22 touchdowns...Posted 1,690 yards on 180 attempts (9.3) and scored 32 touchdowns as a sophomore...Tallied 1,266 yards during freshman campaign to go along with 24 scores...Rated a five-star prospect by On3...Named a four-star recruit by 247Sports, Rivals and ESPN...Ranked as the No. 49 overall recruit, No. 4 running back and No. 2 prospect in Pennsylvania by 247Sports...Tabbed the No. 29 player overall, No. 1 running back and No. 1 player in Pennsylvania by On3...Rated the No. 109 overall prospect, No. 5 running back and No. 3 player in Pennsylvania by Rivals...Rated the No. 53 overall recruit, No. 4 running back, No. 5 player in the region and No. 2 player in Pennsylvania by ESPN...Also starred in track and field at Governor Mifflin, participating in the 100m, 200m and 4x100 relay...Was an all-county selection in the 100 and 200 m...Had a 3.51 GPA at Governor Mifflin.

► PERSONAL

Full name is Nicholas Sean-Gaylor Singleton...Son of Nicole and Timmy Singleton...Has a sister, Zhane, and two brothers, Christian and Sean...Enjoys movies and gaming in his spare time...Volunteered in the Governor Mifflin midget football program, took part in Mifflin's elementary school literacy outreach program and volunteered at community clean-up events...Plans on majoring in recreation, park and tourism management.

SINGLETON'S CAREER STATISTICS

	Att.-Yds.	Avg.	TD	LG	Rec.-Yds.	Avg.	TD	LG
2022	156-1,061	6.8	12	87	11-85	7.7	1	22
2023	171-752	4.4	8	24	26-308	11.8	2	53
Career	327-1,813	5.5	20	87	33-307	10.6	2	53

SINGLETON'S CAREER RETURN STATISTICS

	KR-Yds.	Avg.	TD	LG	PR-Yds.	Avg.	TD	LG
2022	14-349	24.9	1	100	-	-	-	-
2023	13-313	24.1	-	51	-	-	-	-
Career	27-662	24.5	1	100	-	-	-	-

► SINGLETON'S CAREER HIGHS

Rushing Attempts 21; Twice: Last at Northwestern, 9/30/23
Rushing Yards 179; Ohio, 9/10/22
Rushing Touchdowns 3; Delaware, 9/9/23
Longest Rush 87; vs. Utah, 1/2/23
Receptions 6; at Northwestern, 9/30/23
Receiving Yards 86; vs. Ole Miss, 12/30/23
Receiving Touchdowns 1; Three Times: Last vs. Ole Miss, 12/30/23
Longest Reception 53; vs Michigan St, 11/24/23
Kick Returns 4; at Michigan, 10/15/22
Kick Return Yards 100; at Rutgers, 11/19/22
Kick Return Touchdowns 1; at Rutgers, 11/19/22
Long Kick Return 100; at Rutgers, 11/19/22
All-Purpose Yards 219; Ohio, 9/10/22



JAXON SMOLIK **14**

Quarterback | 6-1 | 204
 Redshirt Freshman
 Van Meter, Iowa/Dowling Catholic
 Major: Division of Undergraduate Studies

- Was a multi-sport athlete at Dowling Catholic, also lettering in baseball.
- Is the lone Nittany Lion returnee from Iowa.

► 2023 ► TRUE FRESHMAN SEASON

Redshirt season...Appeared in one game.

► HIGH SCHOOL

Played for head coach Tom Wilson at Dowling Catholic High School...Served one year as a team captain... As a senior, led Dowling Catholic to a 10-2 record and an appearance in the state semifinals...Helped the Maroon to a 7-4 record and a quarterfinals appearance in 2021...Guided Dowling Catholic to an 8-2 mark and a semifinals appearance as a sophomore...Earned 5A all-state honors as a senior...Was selected all-conference as a senior...Collected Academic all-state honors...In 2022, completed 64 percent of his passes for 1,967 yards and 19 touchdowns...As a junior, completed 65 percent of his passes for 959 yards and nine touchdowns...Threw for 794 yards and six touchdowns, while completing 57-of-96 passes, as a sophomore...Rated a consensus three-star prospect...Ranked as the No. 24 quarterback in the class and No. 6 prospect in Iowa by Rivals...Ranked as the No. 29 quarterback and No. 8 prospect in Iowa by ESPN...Rated as the No. 33 quarterback and the No. 10 prospect in Iowa by 247Sports...Tabbed as the No. 36 quarterback and No. 9 player in Iowa by On3...Also played baseball, as a first baseman and pitcher, at Dowling Catholic.

PERSONAL

Full name is Jaxon James Smolik...Son of Mark and Jaime Smolik...Has a brother, Cameron, and three sisters, Shae, Sidney and Alexandra...Father, Mark, played football at South Dakota...Brother, Cameron, played football at Dordt University...Hobbies include fishing and hunting...Undecided on a major.



BLAISE SOKACH-MINNICK 35

Long Snapper | 6-3 | 219
Redshirt Sophomore
West Pittston, Pa./Wyoming Area
Major: Kinesiology

- Joined Penn State as a run-on during the fall of 2022.
- Owns a 3.42 GPA following the 2023 fall semester.
- One of 38 Nittany Lion returnees from Pennsylvania.

2023 REDSHIRT FRESHMAN SEASON

Awards: Earned Academic All-Big Ten honors.

Season: Appeared in two games as a reserve long snapper.

2022 TRUE FRESHMAN SEASON

Redshirt season.

HIGH SCHOOL

Four-year letterman for head coach Randy Spencer at Wyoming Area High School...Was a team captain his senior season...Team won a PA Class 3A state championship his sophomore season and three total Wyoming Valley Conference Division II championships...Was a first-team all-state long snapper his junior season...Named a WVC Division II All-Star first team selection on offense and honorable mention on defense as a senior...Picked up first-team honors from the WVC on defense his junior season...Completed 65-of-128 passes for 1,228 yards and 15 touchdowns his senior year while adding 45 carries for 95 yards and a score...On defense, made 23 tackles, five tackles for loss and four sacks...Logged 30 tackles, 7.5 tackles for loss, four sacks and an interception as a junior...Was also a four-year letterwinner in track and field, participating in the javelin, discus and shot put...Finished second at districts in the javelin in 2020...Was a National Honor Society member and an All-Academic Team Gold selection in 2020.

PERSONAL

Full name is Blaise Alexander Sokach-Minnick...Son of Mary Beth Sokach and Donnie Minnick...Has two brothers, Tristan and Stephen Sokach-Minnick...Both of his brothers played football at the University of Albany...Hobbies include fishing and video games...Is an Eagle Scout, was a member of student council and Key Club at his high school, and volunteered at a local church...Majoring in kinesiology...Would like to become an athletic trainer.



JAKE SPENCER 83

Wide Receiver | 5-10 | 214
Redshirt Senior
Gladwyne, Pa./Haverford School/Colgate
Major: Communication Arts and Sciences

- Joined Penn State as a run-on during the fall of 2022
- Owns a 3.47 GPA following the 2023 fall semester.
- One of 38 Nittany Lion returnees from Pennsylvania.

2023 REDSHIRT JUNIOR SEASON

Awards: Earned Academic All-Big Ten honors.

Season: Did not see any game action...Named the coaching staff's Developmental Squad Offensive Player of the Week (Illinois, 9/16).

2022 SOPHOMORE SEASON

Redshirt season.

2020-21 COLGATE UNIVERSITY

Season: 2021: Appeared in all 11 games, serving primarily as a return specialist...Logged 20 kickoff returns for 278 yards (19.8) and six punt returns for 23 yards (3.8)...Added three receptions for 14 yards.
2020: Appeared in two games.

2021: at Boston College (9/24): Had two kick returns for 36 yards. **Stony Brook (9/11):** Returned four kicks for 97 yards with a long return of 29...Added a 2-yard rush. **William & Mary (9/18):** Logged two kick returns for 49 yards. **at Brown (10/9):** Returned three kicks for 52 yards...Recorded a 20-yard punt return. **at Cornell (10/15):** Talled 44 kick return yards on a pair of returns. **Bucknell (10/30):** Recorded a 25-yard kick return...Added a reception. **Fordham (11/20):** Talled a 6-yard catch...Had a 21-yard kick return.

HIGH SCHOOL

Lettered for head coach Michael Murphy at The Haverford School...Was a second-team all-state selection and an All-Inter-AC first team honoree during his senior season...Registered 86 catches for 945 yards and 17 total yards during his career at Haverford...Posted 48 receptions for 658 yards and eight total touchdowns in just six games as a senior...Also lettered in lacrosse and played basketball at The Haverford School...Was a two-year lacrosse team captain.


PERSONAL

Full name is Jake Nipon Spencer...Son of Craig and Barbara Spencer...Has two sisters, Taylor and Arielle Spencer, and a brother, Max Spencer...Father, Craig, played tennis at the University of Florida...Grandfather played football and boxed at Temple...Hobbies include hanging out with friends and family, watching movies, playing other sports and playing video games...Majoring in communication arts and sciences.



Junior punter Riley Thompson

RETURNING NITTANY LIONS



RILEY THOMPSON 95

Punter | 6-1 | 221

Junior

Melbourne, Australia/Haileybury/Deakin/Florida Atlantic

Major: Labor and Human Resources

- Has started 25 career collegiate games at punter.
- Owns a 3.60 cumulative GPA following the 2023 fall semester.
- Joins Joseph Mupoyi as one of two returning international players on the roster.

► CAREER NOTES & RECORDS

Career: Owns 43 career punts landing inside the 20-yard line and 14 inside the 10-yard line...Has just five touchbacks in 111 career punts and 30 career kicks of 50+ yards.

Season: Finished with a punting average of 48.8 in 2023, good for second all-time in a single season at Penn State.

► 2023 ► SOPHOMORE SEASON

Awards: Postseason: Was an All-Big Ten honorable mention selection by the coaches and media. **Weekly:** Earned a spot on the Ray Guy Award Ray's 8 (Indiana, 10/28). **Preseason:** Named to the Ray Guy Award watch list.

Season: Appeared in all 13 games as Penn State's starting punter...Punted 50 times for 2,290 yards (45.8) with a long of 56...Landed 17 punts inside the 20 and had 15 that went for 50+ yards...Earned the coaching staff's Special Teams Player of the Week (Rutgers, 11/18).

Rankings: Finished fourth in the Big Ten and 12th nationally in punting average (45.8)...Penn State's punting unit ranked second in the Big Ten and sixth nationally in net punting (42.9).

West Virginia (9/2): Had two punts for 75 yards with a long kick of 46 yards. **Delaware (9/9):** Hit a 47-yard punt to the Delaware 7 in the second quarter. **at Illinois (9/16):** Averaged 43.8 yards per kick on six punts...Knocked two punts inside the 20...Hit a 45-yard punt to the Illinois 19 in the second quarter and a 44-yard punt to the Illinois 12 in the fourth quarter. **Iowa (9/23):** Averaged 37.8 yards on four punts. **at Northwestern (9/30):** Averaged 46.8 yards on four punts...Landed a 39-yard punt at the Northwestern 19 in the first quarter and a 50-yard punt, fair caught at the Northwestern 16 in the fourth quarter. **UMass (10/14):** Hit a 47-yard punt to the UMass 10. **at Ohio State (10/21):** Averaged 43.7 yards on nine punts, including four inside the 20 and two punts of 50+ yards. **Indiana (10/28):** Had four punts of 50+ yards, including boots of 51, 50, 50, and 54 yards and averaged 49.0 yards on six punts for the game...Landed two punts inside the 10, a 46-yard boot to the Indiana 8-yard line in the first quarter and a 51-yard punt to the Hoosiers' 10-yard line also in the first quarter. **at Maryland (11/4):** Hit a 46-yard punt to the Maryland 17 in the third quarter. **Michigan (11/11):** Averaged 49.0 yards per punt on five punts...Booted three punts of 50+ yards, a 50-yard punt in the second quarter, a 51-yard punt in the third quarter that was downed at the Michigan 3-yard line, and a 56-yard boot in the fourth quarter. **Rutgers (11/18):** Averaged 52 yards on two punts...Hit a 56-yard punt, tying his season long. **at Michigan State (11/24):** Punted three times and averaged 47 yards...Knocked two punts inside the 20 and had two kicks go for 50+ yards. **vs. Ole Miss (12/30):** Averaged 49.4 yards on five punts...Blasted a 51-yard punt in the second quarter...Hit a 48-yard punt to the Ole Miss 18 and booted a 54-yard punt in the third quarter.

► 2022 ► FLORIDA ATLANTIC

Awards: 2022: Postseason: Named to The Athletic's and College Football News' Freshman All-American teams...Voted honorable mention All-Conference USA...Selected third-team All-Conference USA by Pro Football Focus.

Season: 2022: Appeared in all 12 games as FAU's punter...Had 61 punts for 2,770 yards (45.4) with a long of 71, 15 punts of 50-plus yards, 26 punts inside the 20 and just three touchbacks.

Rankings: 2022: Finished second in Conference USA in punting average (45.4; 12th nationally) and punts inside the 20 (26; T-15th), and was third in net punting (41.8; 15th).

2022: Charlotte (8/27): Had three punts totaling 140 yards (46.7) with a long of 54. **at Ohio (9/3):** Punted four times with a long of 47 yards, including two downed inside the 20. **UCF (9/17):** Had seven punts for 338 yards (48.3) with a long of 57 and three downed inside the 20. **at Purdue (9/24):** Landed two punts inside the 20. **at North Texas (10/1):** Had six punts for 259 yards (43.2) with two punts being downed inside the 10. **Rice (10/15):** Punted six times for 260 yards (46.7) with a long kick of 59 and three kicks landing inside the 20. **UAB (10/29):** Pinned punts at the one-yard line on back-to-back kicks...Had seven punts for 356 yards (50.9) with a long of 71 and four punts landing inside the 20. **at FIU (11/12):** Averaged 53.8 yards on four punts with a long of 70 yards...Landed three punts inside the 20. **at Middle Tennessee (11/19):** Pinned two punts inside the 20 and had a long punt of 57 yards. **WKU (11/26):** Averaged 46.7 yards on nine punts, landing three inside the 20.

► HIGH SCHOOL

Attended Haileybury College and Deakin where he played Australian Rules Football.

► PERSONAL

Full name is Riley Allen Thompson...Son of Helen and Mark Thompson...Has a sister, Jaimee...Majoring in labor and human resources at Penn State.

THOMPSON'S CAREER PUNTING STATISTICS

	Punts	Yards	Avg.	I-20	FC	50+	LG	BLK
2022*	61	2,770	45.4	26	14	15	71	-
2023	50	2,290	45.8	17	22	15	56	-
Career	111	5,060	45.6	43	36	30	71	-

► THOMPSON'S CAREER HIGHS

Punt Attempts9; Twice: Last at Ohio State, 10/21/23
Punt Yards.....420; WKU, 11/26/22*
Punt Average.....53.8; at FIU, 11/12/22*
Longest Punt.....71; UAB, 10/29/22*

* At Florida Atlantic (2022).



ZION TRACY

7

Cornerback | 5-11 | 183

Sophomore

Hempstead, N.Y./St. Thomas More (Conn.)

Major: Division of Undergraduate Studies

- Has appeared in 13 career games.
- Attended St. Thomas More with current Penn State teammate Joseph Mupoyi.
- One of six returning Nittany Lions from New York.

► 2023 ► TRUE FRESHMAN SEASON

Season: Appeared in all 13 games on defense and special teams...Finished with 13 tackles (11 solo)...Named the coaching staff's Special Teams Player of the Week (Northwestern, 9/30).

West Virginia (9/2): Made two tackles. **Delaware (9/9):** Posted a solo tackle. **at Illinois (9/16):** Made a solo stop. **at Northwestern (9/30):** Tallied two solo tackles, including a fourth down stop on a fake punt attempt. **UMass (10/14):** Recorded three solo tackles. **vs. Ole Miss (12/30):** Made a season-best four tackles (3 solo).

► HIGH SCHOOL

Played for head coach Ernest Anderson at St. Thomas More School...Also played at Long Island Lutheran High School...Helped Long Island Lutheran to a 7-1 record in 2021 and an 8-0 record in 2019...As a senior, recorded 500 receiving yards and 12 touchdowns, while picking off three passes...As a junior, scored four touchdowns in a shortened season due to COVID-19...Tallied 220 yards and four touchdowns as a sophomore and 300 yards and eight touchdowns as a freshman...Rated a four-star prospect by On3 and a three-star prospect by 247Sports, ESPN and Rivals...Ranked as the No. 200 overall prospect in the class, the No. 23 cornerback and No. 1 player in Connecticut by On3...Tabbed as the No. 5 player in Connecticut by Rivals...Rated as the No. 61 cornerback in the class and No. 4 prospect in Connecticut by 247Sports...Also played basketball at Long Island Lutheran, earning team MVP honors.

► PERSONAL

Full name is Zion K. Tracy...Son of Zaire and Katrina Tracy...Has a brother, BJ, and two sisters, Kamaria and Kailania...Hobbies include playing video games and working out...Intends to major in business management.

TRACY'S CAREER STATISTICS

	UT-AT	TT	FF	FR	I	PBU	SACK	TFL
2023	10-3	13	-	-	-	-	-	-
Career	10-3	13	-	-	-	-	-	-

▶ TRACY'S CAREER HIGHS

Tackles.....4; vs. Ole Miss, 12/30/23



AMIN VANOVER 15

Defensive End | 6-4 | 268
Senior
Newark, N.J./St. Joseph's
Major: Rehabilitation and Human Services

- Has appeared in 29 career games.
- Was high school teammates with Smith Vilbert at St. Joseph's Regional.
- One of five returning Nittany Lions from New Jersey.

▶ 2023 ▶ JUNIOR SEASON

Season: Appeared in eight games...Made six tackles (3 solo), 1.5 sacks, a forced fumble and a quarterback hurry..Posted a 90.2 pass rush grade on 78 passing snaps according to Pro Football Focus.

Iowa (9/23): Forced a fumble on a sack in the fourth quarter, which was recovered by Zuriyah Fisher. **at Northwestern (9/30):** Posted two tackles and assisted on a sack with Coziah Izzard in the first quarter. **UMass (10/14):** Made two tackles. **at Ohio State (10/21):** Had a quarterback hurry. **Rutgers (11/18):** Assisted on a tackle.

▶ 2022 ▶ SOPHOMORE SEASON

Season: Appeared in all 13 games...Made 16 tackles (9 solo), 4.5 tackles for loss, one sack, two quarterback hurries and three pass breakups.

at Purdue (9/1): Made two tackles and added a half tackle for loss. **Ohio (9/10):** Tallied two tackles to go along with his first career pass breakup. **at Auburn (9/17):** Broke up a pass. **Central Michigan (9/24):** Tallied a pass breakup. **Northwestern (10/1):** Assisted on a tackle. **at Michigan (10/15):** Assisted on two tackles. **Minnesota (10/22):** Picked up two solo tackles. **at Indiana (11/5):** Made two tackles. **Maryland (11/12):** Recorded first career sack for a 12-yard loss. **at Rutgers (11/19):** Made a career-high two tackles for loss. **vs. Utah (1/2):** Recorded two tackles, including a solo tackle for loss.

▶ 2021 ▶ FRESHMAN SEASON

Season: Appeared in six games...Posted four tackles (2 solo) and a tackle for loss.

Illinois (10/23): Assisted on a tackle. **vs. Arkansas (1/1):** Made three tackles (2 solo)...Added a tackle for loss.

▶ 2020 ▶ TRUE FRESHMAN SEASON

Season: Appeared in two games...Made three tackles...Named the coaching staff's Developmental Squad Defensive Player of the Week (Rutgers, 12/5).

at Rutgers (12/5): Collected first career tackle. **Illinois (12/19):** Registered two solo tackles.

▶ HIGH SCHOOL

Three-year letterman for head coach Augie Hoffman at St. Joseph's Regional High School...Claimed all-state honors twice...Was a two-time all-conference choice...Posted 8.5 sacks as a senior...Had eight sacks as a junior...Notched eight sacks as a sophomore...Rated a four-star recruit by Rivals and a three-star prospect by 247Sports and ESPN...Rated as the No. 26 strong-side defensive end and No. 9 recruit in New Jersey by 247Sports...Ranked as the No. 65 defensive end, No. 94 player in the region and No. 18 prospect in New Jersey by ESPN...Ranked No. 10 strong-side defensive end and No. 9 recruit in New Jersey by Rivals.

▶ PERSONAL

Full name is Amin Ali Vanover...Son of Tyresha Harper and Marc Vanover...Has one brother, Hafiz Vanover, and one sister, Alnisa Cooper...Majoring in rehabilitation and human services.

VANOVER'S CAREER STATISTICS

	UT-AT	TT	FF	FR	I	PBU	SACK	TFL
2020	3-0	3	-	-	-	-	-	-
2021	2-2	4	-	-	-	-	-	1.0-7
2022	9-7	16	-	-	-	3	1.0-12	4.5-19
2023	3-3	6	1	-	-	-	1.5-10	1.5-10
Career	17-12	29	1	-	-	3	2.5-22	7.0-36

▶ VANOVER'S CAREER HIGHS

Tackles.....3; vs. Arkansas, 1/1/22
Tackles for Loss2.0; at Rutgers, 11/19/22
Sacks1.0; Twice: Last Iowa, 9/23/23
Forced Fumbles1; Iowa, 9/23/23
Pass Breakups1; Three Times: Last Central Michigan, 9/24/22



SMITH VILBERT 92

Defensive End | 6-6 | 292
Redshirt Senior +
Monsey, N.Y./St. Joseph's (N.J.)
Major: Media Studies

- Has appeared in 18 career games for the Nittany Lions, making one start.
- Was high school teammates with Amin Vanover at St. Joseph's Regional.
- Is among six returning Nittany Lions from New York.

▶ CAREER NOTES & RECORDS

Game: Recorded three sacks in the Outback Bowl vs. Arkansas (1/1/22), the most sacks by a Penn State player in a single game since Shaka Toney had three against Purdue in 2019.

Bowl: Records Set: Tallied three sacks against Arkansas in the Outback Bowl (1/1/22), setting the Penn State bowl record...The three sacks tied an Outback Bowl record, equaling the mark set by David Pollack (Georgia, 2005), Kalimba Edwards (South Carolina, 2001), Srecko Zizakovic (Ohio State, 1990) and Craig Ogletree (Auburn, 1990). **2021:** Tallied three tackles for loss in the Outback Bowl against Arkansas (1/1/22), tied for the fifth-most in Penn State bowl history...Recorded 17 sack yards in the Outback Bowl, tied for the third-most in a bowl game at Penn State and tied for the sixth-most tackle for loss yards.

▶ 2023 ▶ REDSHIRT SENIOR SEASON

Missed the season due to injury.

▶ 2022 ▶ REDSHIRT JUNIOR SEASON

Appeared in one game, the season finale against Utah...Earned the coaching staff's Developmental Squad Defensive Player of the Week twice (Central Michigan, 9/24; Northwestern, 10/1).

▶ 2021 ▶ REDSHIRT SOPHOMORE SEASON

Season: Appeared in 12 games, making one start...Made seven tackles (6 solo), four tackles for loss and three sacks.

at Wisconsin (9/4): Tallied a solo tackle. **Ball State (9/11):** Recorded a tackle for loss, the first of his career. **Rutgers (11/20):** Tallied a solo tackle. **vs. Arkansas (1/1):** Made four stops (3 solo)...Tallied a career-high three sacks, totaling a loss of 17 yards.

▶ 2020 ▶ REDSHIRT FRESHMAN SEASON

Season: Appeared in four games.

at Rutgers (12/5): Had a QB hurry. **Michigan State (12/12):** Assisted on a tackle.

▶ 2019 ▶ TRUE FRESHMAN SEASON

Awards: Named the Developmental Squad's Defensive Player of the Year, along with Max Chizmar and Daequan Hardy at the team's awards banquet.

Season: Appeared in two games...Named to the coaching staff's Developmental Squad Defensive Player of the Week three times (Buffalo, 9/7; Michigan, 10/19; Minnesota, 11/9).

RETURNING NITTANY LIONS

► HIGH SCHOOL

Two-time letterman for head coach Augie Hoffman at St. Joseph's Regional High School in New Jersey... Guided the Green Knights to their first New Jersey High School (NJSIAA) Non-Public Group 4 state championship in 20 years as a senior with a 10-2 record... Helped St. Joseph's to a runner-up finish in the NJSIAA state tournament as a junior... Named third-team NJ.com all-state as a senior... Named northjersey.com All-North Jersey second team as a senior... Selected first-team All-Bergen Country in 2018... Tallied 45 tackles, 17 tackles for loss, nine sacks and 11 quarterback hurries as a senior... Posted 18 tackles and seven sacks as a junior... Rated a consensus three-star prospect by 247Sports, ESPN and Rivals... Rated as the No. 38 strongside defensive end and No. 14 recruit in New Jersey by 247Sports... Ranked as the No. 71 defensive end, No. 60 player in the region and No. 12 recruit in New Jersey by ESPN... Ranked as the No. 19 prospect in New Jersey by Rivals... Lettered in basketball three times.

► PERSONAL

Full name is Smith Sonder Vilbert... Son of Yvette Dorry and Smith Vilbert... Has two sisters, Kathie Vilbert and Sheenay Haley Fevry... Has volunteered at his church... Earned his degree in telecommunications in August 2023... Working towards a second major in media studies.

VILBERT'S CAREER STATISTICS

	UT-AT	TT	FF	FR	I	PBU	SACK	TFL
2020	0-1	1	-	-	-	-	-	-
2021	6-1	7	-	-	-	-	3.0-17	4.0-18
2022	-	-	-	-	-	-	-	-
Career	6-2	8	-	-	-	-	3.0-17	4.0-18

► VILBERT'S CAREER HIGHS

Tackles.....4; vs. Arkansas, 1/1/22
Tackles for Loss.....3.0; vs. Arkansas, 1/1/22
Sacks.....3.0; vs. Arkansas, 1/1/22



CAM WALLACE 26

Running Back | 5-9 | 198
 Redshirt Freshman
 Mount Vernon, Ga./Montgomery County
 Major: Division of Undergraduate Studies

- Was a multi-sport athlete at Montgomery County, also lettering in track and field.
- Joins Audavion Collins as one of two returning Nittany Lions from Georgia.

► 2023 ► TRUE FRESHMAN SEASON

Redshirt season.

► HIGH SCHOOL

Played for head coach Don Vandygriff at Montgomery County High School... Served two years as a team captain... Helped Montgomery County to a 6-4 record as a senior... Guided the Eagles to a 9-2 mark as a junior... Led Montgomery County to a 5-3 record as a sophomore... Earned first-team all-state honors as a running back... Named Region Class A Player of the Year... Invited to the Football Hotbed Senior Bowl... Gained 1,300 rushing yards and tallied 15 touchdowns as a senior... Collected 800 rushing yards and seven touchdowns as a junior... Rushed for 400 yards and three touchdowns as a sophomore... Rated a consensus three-star prospect... Ranked as the No. 43 running back and No. 67 prospect in Georgia by On3... Tabbed as the No. 101 athlete and No. 99 player in Georgia by 247Sports... Competed in track, finishing as the state runner-up in 200m.

► PERSONAL

Full name is Cameron Malik Wallace... Son of Toya Wallace, and Taneka and Erwin Coglin Jr... Has two brothers, Azayvion Wallace and Lonnie Lanier, and a sister, Lyrice Lanier... Cousin, Jack Fields, played football at Boise State (2012-15)... Cousin, Josh Fields, played football at UTEP (2017-21)... Hobbies include playing video games, swimming and working out... Intends to major in business management.



HARRISON WALLACE III 6

Wide Receiver | 6-1 | 199
 Redshirt Junior
 Montgomery, Ala./Pike Road
 Major: Criminology

- Has appeared in 24 career games, making six starts.
- Is one of three returning Nittany Lion from Alabama.

► 2023 ► REDSHIRT SOPHOMORE SEASON

Season: Appeared in eight games, making six starts... Made 19 receptions for 228 yards and a touchdown, with a long catch of 29 yards.

West Virginia (9/2): Recorded career highs in receptions (7) and yards (72)... Had a long catch of 18 yards. **Delaware (9/9):** Made three grabs for 26 yards. **UMass (10/14):** Caught three passes for 44 yards, including a 21-yard reception. **at Ohio State (10/21):** Posted two catches for 19 yards. **vs. Ole Miss (12/30):** Hauled in four grabs for 67 yards and a touchdown... Score came on a 14-yard reception in the fourth quarter... Made a season-long 29-yard catch in the fourth quarter.

► 2022 ► REDSHIRT FRESHMAN SEASON

Season: Appeared in 13 games at wide receiver... Caught 19 passes for 273 yards and one touchdown, with a long reception of 48 yards.

Ohio (9/10): Made four receptions for 35 yards... The four catches were the firsts of his career. **Central Michigan (9/24):** Tallied two grabs for 39 yards, including a long catch of 26 yards. **Northwestern (10/1):** Made a 12-yard reception. **at Michigan (10/15):** Hauled in a 48-yard pass in the third quarter... Finished with 57 yards on two catches. **Minnesota (10/22):** Caught one pass for 17 yards. **Ohio State (10/29):** Hauled in one reception for four yards. **at Indiana (11/5):** Caught a 1-yard touchdown from Drew Allar, his first career score. **Maryland (11/12):** Hauled in one pass for eight yards. **at Rutgers (11/19):** Caught three balls for 49 yards, including a 25-yarder from Sean Clifford. **Michigan State (11/26):** Made one grab. **vs. Utah (1/2):** Recorded two catches for 47 yards, including a long grab of 27 yards.

► 2021 ► TRUE FRESHMAN SEASON

Redshirt season... Appeared in three games.

► HIGH SCHOOL

Two-year letterwinner at Pike Road High School for head coach Patrick Browning... Was a two-time team captain... Earned team MVP honors in 2019 and 2020... Was a first-team All-Metro selection... Tabbed All-City in 2019 and 2020... Named all-state and all-region in Class 3A in 2019... Received an invitation to the North vs. South All-Star Game... As a senior, led Pike Road to a 10-1 record... Caught 27 passes for 696 yards and seven touchdowns as a senior... Added 13 carries for 115 yards and a touchdown and three kick returns for 153 yards... Picked off three passes and tallied 166 return yards... Rated as the No. 88 receiver and No. 21 prospect in Alabama by 247Sports... Rated as the No. 155 receiver and No. 43 recruit in Alabama by ESPN... Tabbed as the No. 97 player at his position and No. 25 prospect in Alabama by Rivals... Also played basketball and baseball.

► PERSONAL

Full name is Harrison Wallace III... Son of Harrison and Kendra Wallace... Has a sister, Erin... Enjoys playing sports, playing video games and hanging out with friends... Majoring in criminology.

WALLACE'S CAREER STATISTICS

	Att.-Yds.	Avg.	TD	LG	Rec.-Yds.	Avg.	TD	LG
2022	-	-	-	-	19-273	14.4	1	48
2023	-	-	-	-	19-228	12.0	1	29
Career	-	-	-	-	38-501	13.2	2	48

► WALLACE'S CAREER HIGHS

Receptions.....7; West Virginia, 9/2/23
Receiving Yards.....72; West Virginia, 9/2/23
Receiving Touchdowns.....1; Twice: Last vs. Ole Miss, 12/30/23
Longest Reception.....48; Minnesota, 10/15/22



TYLER WARREN 44

Tight End | 6-6 | 256
Senior
Mechanicsville, Va./Atlee
Major: Telecommunications

- Has appeared in 40 career games, making 15 starts.
- Has earned Dean's List twice and owns a 3.36 cumulative GPA following the 2023 fall semester.
- One of nine returning Nittany Lions from Virginia.

► CAREER NOTES & RECORDS

Career: **Rankings:** Owns 11 career touchdown receptions, good for a tie for 18th all-time at Penn State and tied for fourth among Nittany Lion tight ends. **Notable:** Has appeared in 40 career games, making 15 starts...Owns 49 career receptions for 606 yards and the 11 touchdowns.

Season: 2023: Posted seven receiving touchdowns, tied for third in a single season among Penn State tight ends.

Game: 2023: Had 127 yards against Ole Miss (12/30), Penn State's first tight end with 100+ receiving yards in a game since Pat Freiermuth's 113 yards at Nebraska in 2020.

Bowl: 2023: In the Chick-fil-A Peach Bowl vs. Ole Miss (12/30), posted 127 yards receiving, a Penn State bowl record by a tight end, topping Andrew Quarless' 88 yards vs. LSU in the 2010 Capital One Bowl.

► 2023 ► JUNIOR SEASON

Awards: Postseason: Earned third-team All-Big Ten honors from the coaches and honorable mention from the media...Was an Academic All-Big Ten honoree...Earned Penn State's Keystone Award along with Abdul Carter, Theo Johnson and Kevin Winston Jr...Was the Bob Mitinger Memorial Award winner for being an ultimate teammate. **Preseason:** Named to the Reese's Senior Bowl watch list.

Season: Appeared in all 13 games, making 12 starts...Posted 34 receptions for 422 yards and seven touchdowns...Earned the coaching staff's Offensive Player of the Week (UMass, 10/14) and Special Teams Player of the Week (Indiana, 10/28).

Rankings: Teamed up with Theo Johnson and Khalil Dinkins in combining for 16 receiving touchdowns by tight ends, the most in the nation during the 2023 season...Finished tied for first in the Big Ten and tied for third in the nation among tight ends, along with Johnson, in touchdown receptions (7)...Penn State was the only FBS team with multiple tight ends owning 7+ receiving touchdowns in 2023...Finished tied for fourth in the Big Ten in receiving scores (7)...His 422 receiving yards were fourth-most among Big Ten tight ends...According to Coaches by the Numbers, was tied for seventh nationally among tight ends in red zone catches (9).

West Virginia (9/2): Made a 9-yard reception. **Delaware (9/9):** Posted a career-high six receptions to go along with a 2-yard touchdown reception in the second quarter...Finished with 37 receiving yards. **at Illinois (9/16):** Hauled in an 11-yard touchdown reception from running back Trey Potts in the third quarter...Finished with three catches for 35 yards. **Iowa (9/23):** Caught a career-high two touchdown receptions...Hauled in 2-yard and 7-yard touchdown catches in the third quarter. **at Northwestern (9/30):** Tallied two grabs for 25 yards. **UMass (10/14):** Made two catches for 14 yards, including a 7-yard touchdown reception in the second quarter. **at Ohio State (10/21):** Made an 11-yard reception. **Indiana (10/28):** Had two catches for 25 yards with a long reception of 21 yards. at Maryland (11/4): Caught four passes for 51 yards and a touchdown...Recorded an 8-yard touchdown catch in the second quarter. **Michigan (11/11):** Made two grabs for 25 yards. **Rutgers (11/18):** Caught two passes for 32 yards...Hauled in a 23-yard reception in the second quarter. **at Michigan State (11/24):** Made two grabs for 22 yards, including an 8-yard touchdown in the third quarter. **vs. Ole Miss (12/30):** Made five receptions for a career-high 127 yards, his first career 100-yard game...Hauled in a 75-yard reception in the first quarter, his longest career reception...Added a 22-yard reception in the fourth quarter.

► 2022 ► SOPHOMORE SEASON

Awards: Earned Academic All-Big Ten honors.

Season: Appeared in 12 games, with three starts...Posted 10 receptions for 123 yards and three touchdowns...Had a long reception of 38 yards.

at Purdue (9/1): Made three receptions for 23 yards with a long reception of 15 yards...The 15-yard reception set up a game-winning touchdown late in the fourth quarter. **Ohio (9/10):** Tallied a 16-yard reception. **Minnesota (10/22):** Hauled in a 38-yard touchdown. **Ohio State (10/29):** Caught one pass for four yards. **at Rutgers (11/19):** Recorded a 20-yard score. **Michigan State (11/26):** Posted 17 yards on a pair of receptions, including a 14-yard touchdown in the third quarter. **vs. Utah (1/2):** Recorded a 15-yard reception.

► 2021 ► FRESHMAN SEASON

Awards: Earned Academic All-Big Ten honors.

Season: Appeared in 13 games...Made five receptions for 61 yards and one touchdown...Added two rushing touchdowns...Named the coaching staff's Special Teams Player of the Week (Maryland, 11/6).

Auburn (9/18): Recorded first career touchdown, a 2-yard rush in the third quarter...Added a 22-yard reception. **Villanova (9/25):** Reached the end zone for the second-straight game with a 3-yard touchdown run. **Illinois (10/23):** Tallied a 2-yard carry on fourth down resulting in a first down.

Michigan (11/13): Connected with Sean Clifford from two yards out in the fourth quarter for his first career touchdown reception. **Rutgers (11/20):** Had two catches for 37 yards including a 29-yard grab. **vs. Arkansas (1/1):** Made one reception.

► 2020 ► TRUE FRESHMAN SEASON

Appeared in two games...Named the coaching staff's Developmental Squad Offensive Player of the Week (Maryland, 11/7).

► HIGH SCHOOL

Four-year letterman for head coach Matt Gray at Atlee High School...Was a three-time team captain...Earned all-state honors twice times...Was a three-time all-region selection...Selected all-metro by the Touchdown Club of Richmond in 2017 and 2018...Named Team MVP in 2017 and 2019...Posted 1,149 passing yards with 14 touchdowns to go along with 677 rushing yards and 10 scores as a senior...Threw for 881 yards and rushed for 553 yards as a junior...Recorded 891 passing yards and 722 rushing yards as a sophomore...Had 733 passing yards as a freshman...Rated a four-star recruit by ESPN and a three-star prospect by 247Sports and Rivals...Rated as the No. 60 athlete and No. 19 recruit in Virginia by 247Sports...Ranked as the No. 29 athlete, No. 41 player in the region and No. 7 prospect in Virginia by ESPN...Ranked as the No. 21 recruit in Virginia by Rivals...Lettered in basketball four times and lettered in baseball three times...Was a four-time all-region selection in basketball and all-state baseball player.

► PERSONAL

Full name is Tyler William Warren...Son of Sandy and Terry Warren...Has one brother, TJ, and one sister, Kelly...Father, Terry, played football at Richmond from 1987-90...Sister, Kelly, played softball at East Tennessee State (2018-22)...Aunt, Tracey George, played soccer at the University of Delaware...Grandfather, Steve Warren, played football at Wake Forest University...Grandmother, Julia Warren, played basketball at Carson-Newman University...Volunteered at youth football and basketball camps, as well as for the church food drive...Hobbies include hanging out with friends and family, and watching movies...Earned his degree in advertising and public relations...Pursuing a second major in telecommunications...Would like to own a business or coach football.

WARREN'S CAREER STATISTICS

	Att.-Yds.	Avg.	TD	LG	Rec.-Yds.	Avg.	TD	LG
2021	6-6	1.0	2	3	5-61	12.2	1	29
2022	-	-	-	-	10-123	12.3	3	38
2023	-	-	-	-	34-422	12.4	7	75
Career	6-6	1.0	2	3	49-606	12.4	11	75

► WARREN'S CAREER HIGHS

Receptions	6; Delaware, 9/9/23
Receiving Yards	127; vs. Ole Miss, 12/30/23
Receiving Touchdowns	2; Iowa, 9/23/23
Longest Reception	75; vs. Ole Miss, 12/30/23
Rushing Attempts	2; Auburn, 9/18/21
Rushing Yards	3; Villanova, 9/25/21
Rushing Touchdowns	1; Twice: Last Villanova, 9/25/21
Longest Rush	3; Villanova, 9/25/21

RETURNING NITTANY LIONS



ELLIOT WASHINGTON II 16

Cornerback | 5-11 | 194
 Sophomore
 Venice, Fla./Venice
 Major: Division of Undergraduate Studies

- Has appeared in 10 career games.
- One of four Nittany Lion returnees from Florida.

► 2023 ► TRUE FRESHMAN SEASON

Season: Appeared in 10 games on defense and special teams...Finished with nine tackles (6 solo) and a tackle for loss.

West Virginia (9/2): Made a special teams tackle. **Delaware (9/9):** Posted two tackles. **at Illinois (9/16):** Assisted on two tackles. **at Northwestern (9/30):** Posted a solo tackle. **UMass (10/14):** Recorded a solo tackle. **vs. Ole Miss (12/30):** Made two solo stops and recorded the first tackle for loss of his career.

► HIGH SCHOOL

Played for head coach John Peacock at Venice High School...Served one year as a team captain...In 2022, led Venice to a 9-4 record, a district title, a regional championship and an appearance in the Class 4S state finals...As a junior, led Venice to a 14-1 record and Class 8A district, regional and state championships...Helped Venice to a 10-4 record as a sophomore...Aided the Indians to a 9-5 record and a regional title...Invited to the Under Armour All-America Game...Earned first-team all-area honors in 2020 and 2021...As a senior, tallied 36 tackles, eight pass breakups and four interceptions to go with 86 rushing yards, 73 receiving yards, 602 kick return yards and 127 punt return yards...Totaled 58 tackles, eight pass breakups and four interceptions as a junior...Secured 51 tackles, five pass breakups and three interceptions as a sophomore...Posted 21 tackles, four pass breakups and an interception as a freshman...Rated a consensus four-star prospect...Recognized as the No. 52 overall prospect in the class, No. 5 safety and No. 13 prospect in Florida by ESPN...Rated as the No. 166 overall prospect, No. 12 safety and No. 40 prospect in Florida by 247Sports...Ranked as the No. 144 overall prospect, No. 16 cornerback and No. 30 player in Florida by On3...Tabbed as the No. 20 defensive back and No. 47 player in Florida by Rivals...Also competed in track, in the 100m and 4x100 relay...In 2021, finished third in the 100m (10.69), finished second in the 4x100 relay (41.35), breaking the school record at the state championship meet...Also holds the school record in the 4x200 relay (1:28.27).

► PERSONAL

Full name is Elliot Washington II...Son of Elliot and Nikkie Washington...Has a sister, Brooke, and a brother, Brendan...Father, Elliot, played basketball at the University of Alabama (1991-93)...Hobbies include playing video games and spending time with friends...Intending to major in communications and pursue a future in real estate.

WASHINGTON'S CAREER STATISTICS

	UT-AT	TT	FF	FR	I	PBU	SACK	TFL
2023	6-3	9	-	-	-	-	-	1.0-1
Career	6-3	9	-	-	-	-	-	1.0-1

► WASHINGTON'S CAREER HIGHS

Tackles..... 2; Three Times: Last vs. Ole Miss, 12/30/23
Tackles for Loss 1; vs. Ole Miss, 12/30/23



Redshirt junior Zakee Wheatley



ZAKEE WHEATLEY 6

Safety | 6-2 | 200
 Redshirt Junior
 Crofton, Md./Archbishop Spalding
 Major: Telecommunications

- Has appeared in 29 career games.
- One of eight Nittany Lion returnees from Maryland.

► 2023 ► REDSHIRT SOPHOMORE SEASON

Season: Appeared in 13 games...Finished with 24 tackles (14 solo) and a half-tackle for loss.

West Virginia (9/2): Posted four solo tackles. **at Illinois (9/16):** Led the team with a career-high six tackles. **Iowa (9/23):** Made two solo tackles. **at Northwestern (9/30):** Tallied a solo stop. **UMass (10/14):** Posted two tackles. **at Ohio State (10/21):** Made three tackles and assisted on a tackle for loss. **at Maryland (11/4):** Assisted on a tackle. **Michigan (11/11):** Made a solo tackle. **vs. Ole Miss (12/30):** Recorded four tackles (2 solo).

► 2022 ► REDSHIRT FRESHMAN SEASON

Season: Appeared in 12 games...Had a hand in three takeaways (2 interceptions, 1 forced fumble)...Tallied 27 tackles (21 solo), one pass breakup, one forced fumble and two interceptions.

at Purdue (9/1): Forced his first career fumble, late in the first half that halted a Purdue scoring drive...Added two solo tackles. **Ohio (9/10):** Assisted on a tackle. **at Auburn (9/17):** Recorded his first career interception in the first quarter...Added two tackles. **Central Michigan (9/24):** Intercepted a pass for the second-straight game, this one in the first quarter and returned it 34 yards...Had five tackles (4 solo). **Northwestern (10/1):** Made three solo stops. **at Michigan (10/15):** Racked up four tackles (3 solo). **Minnesota (10/22):** Picked up a solo tackle. **Ohio State (10/29):** Made a solo tackle...Tallied the first pass breakup of his career. **at Indiana (11/5):** Recorded two solo tackles. **Maryland (11/12):** Posted a solo tackle. **at Rutgers (11/19):** Picked up a solo stop. **Michigan State (11/26):** Made a solo tackle. **vs. Utah (1/2):** Totaled three tackles.

► 2021 ► TRUE FRESHMAN SEASON

Redshirt season...Appeared in four games...Named the coaching staff's Developmental Squad Special Teams Player of the Week twice (Iowa, 10/9; Ohio State, 10/30)...Earned the coaching staff's Developmental Squad Defensive Player of the Week (Illinois, 10/23).

► HIGH SCHOOL

Three-year letterman for head coach Kyle Schmitt at Archbishop Spalding High School...Team was limited to two games in 2020 due to the COVID-19 pandemic...Tallied two touchdowns and two interceptions in the two games...Claimed all-city and all-county accolades in 2019 as a junior...Was a Big 33 Game selection...Tallied five interceptions, seven pass breakups and 30 tackles as a junior...Additionally hauled in 56 receptions for 810 yards and seven touchdowns during junior campaign...Made two interceptions as a sophomore while making 20 grabs for 366 yards and five scores...Rated the No. 321 recruit nationally, No. 22 at his position and No. 15 in Maryland by 247Sports...Ranked as the No. 276 overall prospect, No. 51 at his position, No. 38 recruit in the region and No. 16 prospect in Maryland by ESPN...Tabbed as the No. 21 player at his position and No. 10 player in Maryland by Rivals...Lettered in basketball twice, playing guard and small forward...Also played baseball as a freshman, pitching and playing center field.

► PERSONAL

Full name is Zakee Kai Wheatley...Son of Zakee and Kasia Wheatley...Stepmother is Lynette Wheatley...One of seven siblings...Has four brothers, Robert Glover, Alex Glover, Erik Glover and Zarek Wheatley, and two sisters, Kyrrah Wheatley and Celisse Glover...Is a frequent volunteer at Happy Helpers...Planning on majoring in business...Would like to get his MBA and be a top-level executive.


WHEATLEY'S CAREER STATISTICS

	UT-AT	TT	FF	FR	I	PBU	SACK	TFL
2021	1-1	2	-	-	-	-	-	-
2022	21-6	27	1	-	2	1	-	-
2023	14-10	24	-	-	-	-	-	0.5-1
Career	36-17	53	1	-	2	1	-	0.5-1

RETURNING NITTANY LIONS

WHEATLEY'S CAREER HIGHS

Tackles	6; at Illinois, 9/16/23
Tackles for Loss	0.5; at Ohio State, 10/21/23
Forced Fumbles	1; at Purdue, 9/1/22
Interceptions	1; Twice: Last Central Michigan, 9/24/22
Pass Breakups	1; Ohio State, 10/29/22



J'VEN WILLIAMS

74

Offensive Line | 6-5 | 306
 Redshirt Freshman
 Reading, Pa./Wyomissing
 Major: Division of Undergraduate Studies

- Was a multi-sport athlete at Wyomissing, also lettering in track and field.
- One of 38 Nittany Lion returnees from Pennsylvania.

2023 TRUE FRESHMAN SEASON

Redshirt season...Appeared in three games.

HIGH SCHOOL

Played for head coach Bob Wolfrum at Wyomissing High School...Led Wyomissing to a 13-1 record, a conference title and an appearance in the Class 3A state semifinals...Guided the Spartans to a 14-1 record, a district title and a conference title as a junior...Helped Wyomissing to a 12-1 mark and a district title as a sophomore...Invited to the Adidas All-American Bowl and Under Armour All-America Game...Was named all-state in Class 3A in 2021 and 2022...Was selected 2022 Lancaster Lebanon Conference Player of the Year...Earned All-Berks Lineman of the Year and small school Lineman of the Year awards...Collected two Lancaster Lebanon all-conference selections...Rated a five-star prospect by On3 and 247Sports and a four-star prospect by ESPN and Rivals...Recognized as the No. 6 overall prospect in the class, No. 1 interior offensive lineman and the top prospect in Pennsylvania by On3...Rated as the No. 5 guard and top prospect in PA by Rivals...Ranked as the No. 24 overall prospect, No. 4 offensive tackle and No. 1 prospect in Pennsylvania by 247Sports...Tabbed as the No. 56 overall prospect, No. 2 offensive guard and No. 1 prospect in Pennsylvania by ESPN...Also competed in track & field at Wyomissing...Holds school records in the discus (189-9) and shotput (66-7), while winning two state championships and two district championships...Earned two all-state honors...Owns the PIAA 2A state record in shot put and the District 3 discus record.

PERSONAL

Full name is J'ven Alberto Williams...Son of Rushard Williams Sr. and Ivette Carrasquillo...Has two brothers, Rushard Williams Jr. and John Butler, and a sister, Janeesa Williams...Hobbies include playing video games...Intends to major in communications.



PATRICK WILLIAMS

40

Safety | 6-0 | 197
 Redshirt Sophomore
 Brooklyn, N.Y./Eagle Academy II
 Major: Telecommunications

- Joined the team as a run-on during the 2022 fall semester.
- Is among six returning Nittany Lions from New York.

2023 REDSHIRT FRESHMAN SEASON

Did not see any game action.

2022 TRUE FRESHMAN SEASON

Redshirt season.

HIGH SCHOOL

Played for head coach Kyron Jones at Eagle Academy II...Played tight end, wide receiver and linebacker...Team posted a 10-4 record and a 6-3 mark in league play during the 2018 season...Was an all-city selection...Finished sixth in sacks in the PSAL his senior season with 10 sacks.

PERSONAL

Full name is Patrick Antonio Williams...Son of Patricia Nweby and Anthony Copeland...Plans on majoring in communications.



KEVIN WINSTON JR.

2

Safety | 6-2 | 205
 Junior
 Columbia, Md./DeMatha Catholic
 Major: Media Studies

- Has appeared in 25 career games, making 13 starts.
- One of eight Nittany Lion returnees from Maryland.

2023 SOPHOMORE SEASON

Awards: Earned All-Big Ten honorable mention laurels from the coaches and media.

Season: Started all 13 games at safety...Made a team-high 60 tackles (35 solo), 2.5 tackles for loss, two fumble recoveries, an interception and five pass breakups.

West Virginia (9/2): Made three tackles (2 solo) in first career start. **Delaware (9/9):** Recovered a fumble in the third quarter, the first of his career...Assisted on a tackle. **at Illinois (9/16):** Made three tackles (2 solo) to go along with a pass breakup. **Iowa (9/23):** Posted a solo stop and broke up a pass. **at Northwestern (9/30):** Posted five tackles (4 solo). **UMass (10/14):** Assisted on one tackle. **at Ohio State (10/21):** Notched seven tackles (4 solo). **Indiana (10/28):** Recovered a muffed punt in the first quarter...Finished the game with three tackles (2 solo). **at Maryland (11/4):** Made five tackles (4 solo) and a tackle for loss. **Michigan (11/11):** Made a career-high 12 tackles (5 solo) to go along with 0.5 tackles for loss. **Rutgers (11/18):** Registered six tackles (4 solo) and an interception...The interception was the first of his career. **at Michigan State (11/24):** Posted a career-best two pass breakups...Added a solo tackle for loss and finished with four tackles (2 solo).

2022 TRUE FRESHMAN SEASON

Season: Appeared in 12 games...Made 16 tackles (11 solo) with a tackle for loss.

Ohio (9/10): Made three tackles (2 solo). **Central Michigan (9/24):** Tallied two stops. **at Michigan (10/15):** Recorded two tackles. **at Indiana (11/5):** Picked up three solo tackles. **Maryland (11/12):** Assisted on one tackle. **at Rutgers (11/19):** Made three solo stops, including his first career tackle for loss. **vs. Utah (1/2):** Made two tackles.

HIGH SCHOOL

Four-year letterwinner for head coach Bill McGregor at DeMatha Catholic High School...Was a two-time team captain and two-time team MVP...Named the All-Met State Defensive Player of the Year as a senior...Was a first-team All-WCAC selection his senior season...Earned honorable mention All-WCAC honors as a sophomore...Tallied 50 tackles, three interceptions, 10 pass breakups and a fumble recovery for a touchdown during senior campaign...Added two field goal blocks and five touchdowns...Recorded 30 tackles, had two interceptions and added a pick-six as a sophomore...Rated a four-star prospect by 247Sports, On3 and Rivals...Was a three-star prospect by ESPN...Ranked the No. 346 prospect, No. 28 safety and No. 5 player in Maryland by 247Sports...Ranked the No. 327 player nationally, No. 31 safety and No. 4 recruit in Maryland by On3...Rated the No. 23 safety and No. 5 prospect in Maryland by Rivals...Rated the No. 34 safety and No. 15 player in Maryland by ESPN...Also ran track in high school.

PERSONAL

Full name is Kevin Wayne Winston Jr...Son of Kevin and Natasha Winston...Has a sister, Khloe...Father, Kevin, played football at James Madison University for four seasons...Likes to swim and ride bikes often in his spare time...Plans on majoring in criminal justice at Penn State.

WINSTON'S CAREER STATISTICS

	UT-AT	TT	FF	FR	I	PBU	SACK	TFL
2022	11-5	16	-	-	-	-	-	1.0-3
2023	34-27	61	-	2	1	5	-	2.5-5
Career	45-32	77	-	2	1	5	-	3.5-8

RETURNING NITTANY LIONS

► WINSTON'S CAREER HIGHS

Tackles	12; Michigan, 11/11/23
Tackles for Loss	1.0; Three Times: Last vs Michigan St, 11/24/23
Fumble Recoveries	1; Twice: Last Indiana, 10/28/23
Interceptions	1; Rutgers, 11/18/23
Pass Breakups	2; at Michigan State, 11/24/23



SAL WORMLEY 77

Offensive Line | 6-3 | 335
 Redshirt Senior +
 Newark, N.J./Smyrna (Del.)
 Major: African American Studies

- Has appeared in 30 career games, making 26 starts.
- One of five Nittany Lion returnees from New Jersey.

► 2023 ► REDSHIRT SENIOR SEASON

Awards: Earned All-Big Ten honorable mention laurels from the coaches and media.

Season: Started all 13 games at right guard...Earned the coaching staff's Offensive Player of the Week (Iowa, 9/23).

West Virginia (9/2): Helped lead the Penn State offense to 478 total yards in the victory...Helped Drew Allar set career-high marks in touchdown passes (3), passing yards (325), completions (21) and attempts (29). **Delaware (9/9):** Penn State tallied 541 total yards on offense, including 315 yards on the ground...The Nittany Lions ran 91 offensive plays and held the ball for a time of possession of 42:22...Kaytron Allen rushed for 103 yards on 19 carries and touchdown, while Nicholas Singleton scored three touchdowns on the ground. **at Illinois (9/16):** Helped the Penn State offense score 20 points off turnovers...Allen and Singleton each accounted for rushing touchdowns, while Trey Potts threw a touchdown to Tyler Warren. **Iowa (9/23):** Helped Penn State scored on drives of 17, 10 15 and 12 plays...The Nittany Lions held the ball for 13:26 of the third quarter and finished the game with 45:27 of possession...Helped PSU rush for 215 yards. **at Northwestern (9/30):** Penn State threw totaled 353 yards of offense, including 219 yards through the air...Singleton accounted for 119 yards of offense. **UMass (10/14):** Played both center and guard...The Nittany Lions rushed for 246 yards and finished with 408 yards of offense in the 63-0 win...Drew Allar accounted for four total touchdowns, including three passing. **Indiana (10/28):** Penn State posted 342 yards of offense in the win and Allar tossed three touchdowns, including the 57-yard game-winner to KeAndre Lambert-Smith with 1:46 remaining in regulation. **at Maryland (11/4):** Penn State scored 51 points and gained 404 yards in the win...Allar completed 25-of-34 passes for 240 yards and four touchdowns...Allen rushed for a team-high 91 yards on 14 carries, including a touchdown. **Michigan (11/11):** Penn State averaged 4.7 yards per rush against the Wolverines, including 72 yards on 12 carries (6.0) from Allen. **Rutgers (11/18):** Rushed for 234 yards with all four touchdowns coming on runs...Beau Pribula (71 yards), Allen (69) and Singleton (71) paced an offense which averaged six yards per carry. **at Michigan State (11/24):** Helped Penn State post 10 offensive plays of 20+ yards in the game, including five passing plays and five rushing plays...The Nittany Lions had three plays of 50+ yards and four plays of 40+ yards...Allen (137) and Singleton (118) both went over 100 rushing yards. **vs. Ole Miss (12/30):** Helped Penn State tally 510 total yards...The Nittany Lions threw for 343 yards and went three-for-three in the red zone.



Redshirt senior offensive lineman Sal Wormley

► 2022 ► REDSHIRT JUNIOR SEASON

Awards: Named All-Big Ten honorable mention by the coaches and media.

Season: Started all 13 games at right guard...Named the coaching staff's Offensive Player of the Game twice (Auburn, 9/17; Northwestern, 10/1).

at Purdue (9/1): Helped Penn State gain 406 yards, including 308 through the air. **Ohio (9/10):** Aided the Penn State offense to gain 572 yards...Nittany Lion freshmen (true and redshirt) combined for 423 of the 572 yards (74 percent)...Blocked for Sean Clifford, Drew Allar and Christian Veilleux, who combined for 338 passing yards...Paved way for the Nittany Lions to gain 234 yards rushing, including touchdown runs of 44 and 70 yards, both by Nicholas Singleton. **at Auburn (9/17):** Assisted the Nittany Lion offense in netting 477 yards of offense in the road victory...Helped Penn State finish with 245 yards rushing...Paved the way for five Nittany Lion rushing touchdowns...Prior to the five rushing touchdowns, Auburn had allowed just one rushing score in its last seven games dating back to 2021...Blocked for the freshmen tandem of Singleton and Kaytron Allen, who each had two rushing scores...Singleton had runs of 54 and 53 yards. **Central Michigan (9/24):** Penn State totaled 403 yards of offense in the win...Helped Clifford account for four touchdowns (3 passing, 1 rushing)...Paved the way for Allen's 111 yards on the ground and one touchdown. **Northwestern (10/1):** The Nittany Lions totaled 360 yards of offense including 220 yards on the ground. **at Michigan (10/15):** Clifford recorded 74 yards on the ground, including a career-best 62-yard run. **Minnesota (10/22):** Helped pave the way for Singleton (79 yards) and Allen (77 yards) to both top 75 rushing yards... Pass blocked for Clifford, who logged 295 yards passing with four touchdowns. **Ohio State (10/29):** Helped the offense put up 482 total yards, including 371 passing yards from Clifford...Paved the way for Allen who averaged 6.3 yards per carry on 12 carries while totaling two touchdowns. **at Indiana (11/5):** Helped the Nittany Lion running backs record four rushing touchdowns on the day...Paved the way for the offense to put up 483 total yards while only allowing one sack. **Maryland (11/12):** Helped the offense record 413 yards of total offense...Blocked for a rushing attack that eclipsed the 200-yard mark...Offensive line did not allow a sack. **at Rutgers (11/19):** Paved the way for the fifth 200-yard rushing game of the season and 436 total yards of offense...Helped Allen rush for a career-high 117 yards. **Michigan State (11/26):** Aided the rushing attack to outgain the Spartans 160-25 on the ground...Blocked for Clifford, who etched his sixth, four-touchdown game of his career...Helped lead the offense to 410 total yards. **vs. Utah (1/2):** Contributed to an offensive attack which became the first team in Rose Bowl history to have an 80-plus yard rushing touchdown and 80-plus yard receiving touchdown in the same game...The Nittany Lions logged 448 total yards in the win, it's seventh-straight 400-plus yard game...Penn State had eight plays of 20-plus yards.

► 2021 ► REDSHIRT SOPHOMORE SEASON

Missed the season due to an injury.

► 2020 ► REDSHIRT FRESHMAN SEASON

Appeared in three games, primarily on special teams.

► 2019 ► TRUE FRESHMAN SEASON

Awards: Named the team's Developmental Squad Offensive Player of the Year, along with Ta'Quan Roberson, at the team's awards banquet.

Season: Redshirt season...Appeared in one game...Named the Coaching Staff's Developmental Squad Offensive Player of the Week three times (Pittsburgh, 9/14; Iowa, 10/12; Minnesota, 11/9).

► HIGH SCHOOL

Three-time letterman for head coach Mike Judy at Smyrna High School in Delaware...Was a team captain as a senior...Helped the Eagles to back-to-back state championships as a sophomore (12-0) and junior (10-2)...Collected USA Today all-state second-team honors as a junior...Selected DISCA first-team all-state in 2017...Was a two-time all-conference selection with first-team accolades in 2018 and second-team honors in 2017...Selected to play in the Hall of Fame game...Rated a four-star recruit by Rivals and a three-star prospect by 247Sports and ESPN...Rated as the No. 47 offensive guard and No. 1 player in Delaware by 247Sports...Ranked as the No. 22 offensive guard, No. 63 player in the region and No. 1 recruit in Delaware by ESPN...Ranked No. 108 overall prospect, No. 5 offensive guard and No. 1 recruit in Delaware by Rivals...Earned one letter in wrestling...Named to the honor roll throughout high school.

► PERSONAL

Full name is Saleem Amir Wormley...Son of Makena Wormley...Has one brother, Jahli Johnson...Hobbies include playing games...Earned his degree in journalism...Pursuing a second major in African American studies.

RETURNING NITTANY LIONS



KEON WYLIE **32**

Linebacker | 6-2 | 213
 Redshirt Sophomore
 Philadelphia, Pa./Imhotep Charter
 Major: Recreation, Park and Tourism Management

- Has appeared in 16 career games.
- One of 38 Nittany Lion returnees from Pennsylvania.

► 2023 ► REDSHIRT FRESHMAN SEASON

Season: Appeared in all 13 games on defense and special teams...Finished with 17 tackles (13 solo), five tackles for loss, three sacks and a quarterback hurry.

West Virginia (9/2): Assisted on a tackle. **at Illinois (9/16):** Made a career-high four tackles (2 solo). **at Northwestern (9/30):** Recorded his first career solo sack in the fourth quarter...Tallied two solo tackles and a quarterback hurry. **UMass (10/14):** Secured three tackles (2 solo). **at Maryland (11/4):** Posted a career-high two tackles for loss and a sack. **at Michigan State (11/24):** Recorded a solo sack... Finished with two solo tackles. **vs. Ole Miss (12/30):** Posted three solo tackles, including a tackle for loss.

► 2022 ► TRUE FRESHMAN SEASON

Awards: Named Penn State's Developmental Squad Defensive Player of the Year along with Jake Wilson.

Season: Redshirt season...Appeared in three games...Posted two tackles and a half sack...Named the coaching staff's Developmental Squad Defensive Player of the Week twice (Indiana, 11/5; Rutgers, 11/19)...Earned the coaching staff's Developmental Squad Special Teams Player of the Week (Michigan, 10/15).

vs. Utah (1/2): Posted a half sack and two tackles.

► HIGH SCHOOL

Was a three-year letterman for Devon Johnson at Imhotep Charter Institute...Three-year team captain and two-time team MVP...Was a part of three public league championships, two city league championships and had a runner-up finish in the state championship game...Selected to participate in the 2022 All-American bowl...Was a three-time all-state selection (two times a 4A selection, one time a 5A selection)...Earned Philadelphia all-public league for three years...Paced his team as a senior with nine sacks and 10 tackles for loss...In a shortened junior season, made 25 tackles, 12 sacks, 15 tackles for loss and had three forced fumbles...Tallied 53 tackles (30 solo), 13 sacks, 20 tackles for loss and four forced fumbles as a sophomore...Rated a four-star prospect by Rivals...Was three-star recruit by 247Sports, On3 and ESPN...Rated the No. 428 player nationally by 247Sports, the No. 41 linebacker and No. 14 player in Pennsylvania...Tabbed the No. 19 player in Pennsylvania by On3...Ranked the No. 17 player at his position and No. 10 player in Pennsylvania by Rivals...Ranked the No. 17 player in Pennsylvania by ESPN...Academically, was on the honor roll for three years of high school.

► PERSONAL

Full name is Keon Ikee Wylie...Is the son of Cynthia Alexander and Stephen Wylie...Has two sisters, Keeyona and Keaira Wylie...Enjoys playing basketball in his free time...Would like to major in sports medicine at Penn State.

WYLIE'S CAREER STATISTICS

	UT-AT	TT	FF	FR	I	PBU	SACK	TFL
2022	1-1	2	-	-	-	-	0.5-2	0.5-2
2023	13-4	17	-	-	-	-	3.0-27	5.0-33
Career	14-5	19	-	-	-	-	3.5-29	5.5-35

► WYLIE'S CAREER HIGHS

Tackles.....4; at Illinois, 9/16/23
Tackles for Loss.....2.0; at Maryland, 11/4/23
Sacks.....1.0; Three Times: Last at Michigan State, 11/24/23



WINSTON YATES **38**

Linebacker | 6-2 | 223
 Redshirt Freshman
 Moorestown, N.J./Paul VI
 Major: Division of Undergraduate Studies

- Was a multi-sport athlete at Paul VI, also lettering in basketball.
- One of five Nittany Lion returnees from New Jersey.

► 2023 ► TRUE FRESHMAN SEASON

Redshirt season...Named the coaching staff's Developmental Squad Defensive Player of the Week (Illinois, 11/16).

► HIGH SCHOOL

Was a four-year letterwinner for head coach Steven Scuderi at Paul VI High School...Named a two-time team captain for the Crusaders...Team posted an 8-3 record during the 2022 season...Earned team MVP his senior season...Earned third-team all-state honors as a senior to go along with first-team all-conference laurels...Also participated in basketball at Paul VI, where he was a shooting guard and was a first-team all-conference honoree.

► PERSONAL

Full name is Winston Anthony Yates...Son of Craig and Colette Yates...Has three sisters, Ava, Elena and Jaina, and two brothers, Craig and Anthony...Enjoys working out and playing video games in his free time...Plans on majoring in business at Penn State.



Redshirt sophomore linebacker Keon Wylie

NEWCOMERS



LIAM ANDREWS 90

Defensive Tackle | 6-4 | 260
Freshman
Brookline, Mass./Dexter School
Major: Division of Undergraduate Studies

> HIGH SCHOOL

Played at Dexter Southfield High School for head coach Casey Day...Earned three letters and was a 2023 team captain...Collected Team MVP honors...Helped Dexter Southfield to a 7-2 record as a senior...Led Dexter Southfield to a 7-2 mark and an Evergreen League championship in 2022...Guided Dexter Southfield to an 8-1 record and an NEPSAC Bowl championship in 2021...Played two seasons at Bishop Fenwick, helping the school to a 6-0 record in Spring 2021 and an 8-3 mark, a Division 6 North championship and a state championship appearance as a freshman...Received invitations to the Under Armour All-American Game and Adidas All-American Bowl...Named NEPSAC Class B and Evergreen League Player of the Year in 2023...Earned NEPSAC Class B and Evergreen League Lineman of the Year honors in 2022...Collected All-NEPSAC Class B and Evergreen League honors three times...Rated as a consensus four-star prospect...Ranked as the No. 121 overall prospect, No. 5 athlete and No. 2 player in Massachusetts by On3...Tabbed as the No. 119 overall prospect, No. 21 defensive lineman and No. 2 prospect in the state by 247Sports...Named as the No. 137 overall prospect, No. 4 guard and No. 2 player in Massachusetts by ESPN...Rated as the No. 19 strongside defensive end and No. 2 player in the state by Rivals...Is a member of the National Honors Society.

> PERSONAL

Full name is Liam Finn Andrews...Son of Matt and Paije Andrews...Has a brother, Nate, and a sister, Ella...Hobbies including hanging with family and friends, hanging with his dog and playing video games...Has volunteered at the Haven from Hunger Food Pantry...Undecided on a major.



ANTOINE BELGRAVE-SHORTER 23

Cornerback | 6-0 | 194
Freshman
Jacksonville, Fla./Mandarin
Major: Division of Undergraduate Studies

> HIGH SCHOOL

Played at Mandarin High School for head coach Toby Bullock...Was a three-year letterman and served as a team captain in 2023...Led Mandarin to an 11-4 record, District, Gateway and Regional championships and an appearance in the state championship game as a senior...Helped Mandarin to District and Gateway titles as a junior...Earned first-team All-Region 4M in 2023...Picked up All-District honors...In 2023, tallied 72 tackles, four interceptions (one returned for a touchdown), eight pass breakups, a fumble recovery and one reception for 38 yards...As a junior, posted 44 tackles, three interceptions (one returned for a touchdown) and six pass breakups...Tallied 29 tackles as a sophomore...Rated as a consensus three-star prospect...Ranked as the No. 58 cornerback in the country by 247Sports and the No. 59 cornerback by Rivals...Also competed in track.

> PERSONAL

Full name is Antoine Malik Belgrave-Shorter...Son of Antoine Shorter and Chavonne Belgrave...Has a sister, Chayla...Hobbies include playing video games and basketball...Intends to major in engineering.



EAGAN BOYER 64

Offensive Line | 6-8 | 273
Freshman
Cornelius, N.C./Hough
Major: Division of Undergraduate Studies

> HIGH SCHOOL

Played at William A. Hough High School for head coach DeShawn Baker...Was a three-year letterman and a team captain as a senior...Led Hough to an 11-1 record and a conference championship as a senior...Helped the Huskies to an 11-3 mark and a conference title as a junior...Guided Hough to a 7-3 record and a conference championship as a sophomore...Was an all-conference selection on offense in 2021, 2022 and 2023 and on defense in 2021...Selected All-Charlotte Observer Team in 2022...Earned all-state honors in 2022...Was a consensus three-star prospect...Tabbed as the No. 26 offensive tackle and No. 16 prospect in North Carolina by On3...Rated as the No. 15 prospect in North Carolina by Rivals...Ranked as the No. 18 player in the state by ESPN and 247Sports.

> PERSONAL

Full name is Eagan Bryan Boyer...Son of Bryan and Leah Boyer...Has a brother, Cannon...Father, Bryan, played basketball at Lenoir-Rhyne University (1995-99)...Uncle, Alan Boyer, played basketball at Wingate University (1988-92)...Stepmother, Lisa, attended Penn State from 1999-03...Hobbies include working on old cars and engines...Intends to major in mechanical engineering and wants to pursue a career in NASCAR as an engineer.



CALEB BREWER 73

Offensive Line | 6-4 | 279
Freshman
Reading, Pa./Wyomissing
Major: Division of Undergraduate Studies

> HIGH SCHOOL

Played at Wyomissing Area Junior Senior High School for head coach Bob Wolfram...Was a three-year letterwinner...Led Wyomissing to a 14-1 record and a district championship as a senior...Helped the Spartans to a 15-1 mark and a district title as a junior...Earned all-league honors as an offensive and defensive lineman...Was named league's Lineman of the Year...Was a consensus three-star prospect...Rated as the No. 23 athlete in the class and No. 15 prospect in Pennsylvania by Rivals...Tabbed as the No. 39 offensive tackle and No. 12 player in PA by ESPN...Recognized as the No. 41 athlete and No. 11 prospect in Pennsylvania by 247Sports...Rated as the No. 65 interior offensive lineman and No. 14 player in PA by On3...Was a four-year letterman in wrestling, earning all-state and all-county honors as a heavyweight...Owns Wyomissing school record for most pins in a season...Competed in track and field, qualifying for district championships in the shot put...Earned the Principal's 4.0 Award...Recognized on the sports honor roll (3.5 or higher GPA) as a freshman, sophomore and junior while competing as a three-sport athlete.

> PERSONAL

Full name is Caleb Ayden Brewer...Son of Ty Brewer and Melissa Ibrahim...Stepfather is Chris Abraham...Grandson of Brian and Michele Osisek...Has two brothers, Jacob and Mason, and a sister, Norah...Grandfather, Tim Brewer, played football at Army West Point...Hobbies include working out...Volunteers with the Hope Rescue Mission, a local soup kitchen...Undecided on a major but wants to pursue a career in business.



JOSIAH BROWN 19

Wide Receiver | 5-11 | 175
 Freshman
 Malverne, N.Y./Malverne
 Major: Division of Undergraduate Studies

> HIGH SCHOOL

Played at Malverne High School for head coach Kito Lockwood...Led Holy Trinity High School to an AA-1 Championship, under head coach Kahmal Roy, as a junior...Helped the Titans to an AA-2 Catholic League title as a sophomore...Earned all-state honors in 2023...Named All-Catholic League three times... Selected All-Nassau County in 2023...As a senior, tallied 589 all-purpose yards and eight touchdowns... Posted 23 receptions for 452 yards and eight touchdowns as a junior...Collected 20 receptions for 402 yards and seven touchdowns to go with two punt return touchdowns as a sophomore...Rated as a four-star prospect by ESPN and On3 and a three-star recruit by 247Sports and Rivals...Tabbed as the No. 176 overall prospect in the class, No. 11 athlete and top player in New York by ESPN...Ranked as the No. 3 prospect in New York by 247Sports, On3 and Rivals...Also competed in track, earning All-State honors.

> PERSONAL

Full name is Josiah Brown...Son of Jamal and Denise Brown...Has three brothers, Jamal, Jarell and Jaron...Hobbies include hanging out with friends...Intends to major in business.



DE'ANDRE COOK 94

Defensive Tackle | 6-4 | 286
 Freshman
 Washington, D.C./Friendship Collegiate Academy
 Major: Division of Undergraduate Studies

> HIGH SCHOOL

Played at Friendship Collegiate Academy for head coach Michael Hunter...Was a two-year team captain... Named team MVP in 2023...As a senior, led the Knights to an 11-2 record and a state championship... Helped the Knights to a 9-5 record and a state championship as a junior...As a senior, posted 11 tackles for loss and 10 sacks...As a junior, registered 20 tackles and nine sacks...Rated as a consensus three-star prospect...Ranked as the No. 2 prospect in D.C. by 247Sports...Rated as the No. 4 recruit in D.C. by ESPN... Tabbed as the No. 4 prospect in D.C. by On3 and the No. 5 prospect in D.C. by Rivals.

> PERSONAL

Full name is De'Andre David Cook...Son of Dawn Cook...Has a brother, Darren, and a sister, Danaja... Grandfather, Lonnie Perrin, played in the NFL from 1976-79 with the Denver Broncos, Chicago Bears and Washington Redskins...Hobbies include bowling...Intends to major in business to become a sports agent/manager.



COOPER COUSINS 50

Offensive Line | 6-6 | 315
 Freshman
 Erie, Pa./McDowell
 Major: Division of Undergraduate Studies

> HIGH SCHOOL

Played at McDowell High School for head coach Brad Orlando...Was a three-year letterman and two-time team captain...As a senior, led the Trojans to an 8-5 record and a district title...Helped McDowell to a 10-3 record and a district title as a junior...Led McDowell to a 9-3 mark and a district title as a sophomore... Accepted an invitation to play in the All-American Bowl...Received an invite to the Hawaiian Bowl...Was a three-time all-state selection in 6A...Earned all-conference, all-district and all-region honors three times...Rated as a consensus four-star prospect...Ranked as the No. 110 overall prospect, No. 5 interior offensive lineman and No. 3 prospect in Pennsylvania by On3...Named as the No. 111 overall prospect, No. 12 offensive tackle and No. 2 prospect in Pennsylvania by ESPN...Tabbed as the No. 122 overall prospect, No. 2 interior offensive lineman and No. 2 prospect in the state by 247Sports.com...Rated as the No. 214 overall prospect, No. 12 offensive tackle and No. 5 prospect in Pennsylvania by Rivals...Also competed in baseball, basketball and wrestling at McDowell.

> PERSONAL

Full name is James Cooper Cousins...Son of Ed and Holly Cousins...Has a brother, Coleman, and three sisters, Chloe, Cece and Cassidy...Brother, Coleman, sisters, Cece and Cassidy, and cousin, Ava Feronti, all attended Penn State...Cousin, Chris Brown, played hockey at Michigan...Hobbies include lifting, golf, baseball and spending time with family and friends...Helped with the challenger baseball league, elementary school reading nights and his school's autism walk...Intends to major in business or communications.



T.A. CUNNINGHAM 97

Defensive Tackle | 6-5 | 280
 Freshman
 Atlanta, Ga./Grayson
 Major: Division of Undergraduate Studies

> HIGH SCHOOL

Played at Johns Creek (Ga.) and Los Alamitos (Calif.) High Schools...Accepted an invitation to play in the Under Armour All-American Game...Received invites to the Adidas All-American Bowl, Polynesian Bowl and Georgia Elite Classic...Earned all-conference honors while attending Los Alamitos High School in California...As a sophomore at Johns Creek, recorded 66 tackles, 22 tackles for loss, seven sacks, two forced fumbles and nine pass breakups...Rated as a consensus four-star prospect...Rated as the No. 23 defensive tackle in the class by Rivals...Ranked as the No. 37 defensive lineman and No. 43 prospect in Georgia by On3...Rated as the No. 39 defensive end and No. 41 prospect in Georgia by ESPN.

> PERSONAL

Full name is Terrance Alexander Cunningham...Son of Terrance and Tiana Cunningham...Has a brother, TK...Father, Terrance, played basketball at Texas Southern...Mother, Tiana, played basketball at Appalachian State...Hobbies include listening to music, working out and reading...Undecided on a major.

NEWCOMERS



TYSEER DENMARK 4

Wide Receiver | 5-10 | 177
 Freshman
 Philadelphia, Pa./Imhotep Charter
 Major: Division of Undergraduate Studies

► HIGH SCHOOL

Played at Imhotep Charter High School for head coach Devon Johnson... Was a three-time team captain and earned team MVP honors... As a senior, led Imhotep Charter to a 15-0 record and a Pennsylvania 5A State Championship... Helped the Panthers to a 10-3 record, a Public League championship and a 5A City Championship as a junior... Guided Imhotep to an 11-2 mark and Public League and 5A City titles as a sophomore... Received an invitation to the Under Armour All-American Game... As a junior, caught 35 passes for 665 yards and seven touchdowns... Rated a four-star prospect by ESPN and Rivals and a three-star prospect by 247Sports and On3... Ranked as the No. 7 prospect in Pennsylvania by Rivals... Tabbed as the No. 8 prospect in Pennsylvania by 247Sports and the No. 11 recruit in the state by On3... Ranked as the No. 52 receiver in the class and the No. 11 player in Pennsylvania by ESPN.

► PERSONAL

Full name is Tyseer Tyrae Naquan Denmark... Son of Lateasha Johnson... Has three brothers, Malachi Brown, Jasir Fulton and Tyrae Denmark, and two sisters, Laila Capps and Chloe Denmark... Hobbies include playing Madden and watching film... Intends to major in business.



JULIAN FLEMING 3

Wide Receiver | 6-2 | 206
 Senior
 Catawissa, Pa./Southern Columbia/Ohio State
 Major: Communication Arts and Sciences

► 2020-23 ► OHIO STATE

Season: 2023: Appeared in 12 games, making 11 starts... Posted 26 receptions for 270 yards, with a long reception of 37 yards. **2022:** Played in 11 games, making nine starts... Made 34 catches for 533 yards and six touchdowns... Averaged 15.7 yards per reception and had a long grab of 79 yards... Caught a touchdown pass in five consecutive games (Toledo, Wisconsin, Rutgers, Michigan State and Iowa). **2021:** Saw action in eight contests, making one start... Had 12 receptions for 86 yards and a touchdown. **2020:** Appeared in seven games with one start... Made eight catches for 101 yards.

Rankings: 2023: Ranked third in the Big Ten in yards per reception (15.7) and tied for seventh in receiving touchdowns (6).

2023: at Indiana (9/2): Posted six receptions for 58 yards, including a long reception of 27 yards. **Youngstown State (9/9):** Logged three catches for 25 yards. **Western Kentucky (9/16):** Had two catches for 17 yards. **at Notre Dame (9/23):** Had eight receiving yards. **Maryland (10/7):** Posted 45 receiving yards, including a 37-yard grab. **at Purdue (10/14):** Made a 9-yard reception. **Penn State (10/21):** Tallied a 9-yard catch. **at Wisconsin (10/28):** Logged two receptions for 19 yards. **Michigan State (11/11):** Had two grabs for 12 yards. **Minnesota (11/18):** Tallied 10 receiving yards on two catches. **at Michigan (11/25):** Posted 58 yards on three receptions, including a long grab of 28 yards.

2022: Toledo (9/17): Made three receptions for 23 yards and two touchdowns. **Wisconsin (9/24):** Tallied 67 yards on four receptions and a touchdown. **Rutgers (10/1):** Caught four passes for 51 yards and a score. **at Michigan State (10/8):** Tallied four receptions for 81 yards and a touchdown... Had a long reception of 51 yards. **Iowa (10/22):** Logged 105 yards on two catches, including a 79-yard touchdown. **at Penn State (10/29):** Had two receptions for 27 yards. **at Northwestern (11/5):** Posted a 7-yard grab. **Indiana (11/12):** Made two catches for 24 yards. **at Maryland (11/19):** Tallied two receptions for 30 yards. **Michigan (11/26):** Recorded five grabs for 47 yards. **vs. Georgia (12/31):** Had five receptions for 71 yards.

2021: Oregon (9/11): Made a 10-yard reception. **Tulsa (9/18):** Tallied a 7-yard catch. **at Nebraska (11/6):** Posted two grabs for 22 yards, including a long catch of 17 yards. **Purdue (11/13):** Made a 4-yard reception. **Michigan State (11/20):** Caught two passes for eight yards and a 4-yard touchdown. **vs. Utah (1/1):** Made five receptions for 35 yards in the Rose Bowl.

2020: Nebraska (10/24): Recorded a 13-yard reception. **Rutgers (11/7):** Made a 27-yard grab. **at Michigan State (12/5):** Hauled in two passes for 8 yards. **vs. Northwestern (12/19):** Posted four grabs for 53 yards in the Big Ten Championship game.

► HIGH SCHOOL

Played for head coach Jim Roth at Southern Columbia High School... Was PennLive's Pennsylvania Player of the Year and Gatorade's Pennsylvania Player of the Year in 2019... Named a finalist for the Gatorade National Player of the Year award in 2019... Participated in the ESPN Under Armour All-American Game... Named Pennsylvania's Gatorade Player of the Year and Class AA State Player of the Year by the Pennsylvania Football Writers in 2018... Finished his high school career as the state's career leader in touchdown receptions (77) and receiving yards (5,514)... Posted 255 career receptions... Made 72 receptions for 1,582 yards and 22 touchdowns as a senior, where Southern Columbia won its 10th PIAA state championship... Logged 78 receptions for 1,524 yards and 22 scores in 2018... Also returned three interceptions for touchdowns and had a punt return for a touchdown at Southern Columbia... Rated the nation's top overall player as a high school senior in 2018 by ESPN.com... Tabbed the No. 2 overall player by 247Sports... Also lettered in basketball and track and field... Won the Class AA 100-meter dash at the PIAA Track and Field Championships.

► PERSONAL

Son of Betsy Fleming... Has a younger sister, Quinci... Earned his degree in human development and family studies from Ohio State in December 2023.

FLEMING'S CAREER STATISTICS

	Att.-Yds.	Avg.	TD	LG	Rec.-Yds.	Avg.	TD	LG
2020*	-	-	-	-	7-74	10.6	-	23
2021*	-	-	-	-	12-86	7.2	1	17
2022*	-	-	-	-	34-533	15.7	6	79
2023*	-	-	-	-	26-270	10.4	-	37
Career	-	-	-	-	79-963	12.2	7	79

FLEMING'S CAREER RETURN STATISTICS

	KR-Yds.	Avg.	TD	LG	PR-Yds.	Avg.	TD	LG
2020*	-	-	-	-	-	-	-	-
2021*	3-22	7.3	-	11	-	-	-	-
2022*	-	-	-	-	-	-	-	-
2023*	-	-	-	-	1-3	3.0	-	3
Career	3-22	7.3	-	11	1-3	3.0	-	3

► FLEMING'S CAREER HIGHS

Receptions	6; at Indiana, 9/2/23*
Receiving Yards	105; Iowa, 10/22/22*
Longest Reception	79; Iowa, 10/22/22*
Receiving Touchdowns	2; Toledo, 9/17/22*
Kick Returns	2; at Michigan, 11/27/21
Kick Return Yards	11; Twice: Last Michigan State, 11/20/21
Long Kick Return	11; Twice: Last Michigan State, 11/20/21
Punt Returns	1; Penn State, 10/21/23
Punt Return Yards	3; Penn State, 10/21/23
Long Punt Return	3; Penn State, 10/21/23

* at Ohio State (2020-23)



XAVIER GILLIAM 54

Defensive Tackle | 6-2 | 306
 Freshman
 Montgomery Village, Md./Quince Orchard
 Major: Division of Undergraduate Studies

► HIGH SCHOOL

Played at Quince Orchard High School for head coach John Kelley...Was a three-year letterman...Played a Wilde Lake High School from 2020-22 for head coach Brian Henderson...Led the Cougars to an 11-1 record as a senior...Named first-team All-Metro in 2023...Was a first-team All-Howard County selection in 2022 and 2023 as a defensive tackle...Tabbed Baltimore Touchdown Club Super 22 in 2022...As a senior, collected 42 tackles, 15 tackles for loss and six sacks...As a junior, tallied 52 tackles, 12.5 tackles for loss, six sacks, four forced fumbles and a pass breakup...Secured 23 tackles, six tackles for loss, three sacks, a forced fumble, two fumble recoveries and a blocked kick as a sophomore...Rated as a four-star prospect by ESPN and a three-star prospect by 247Sports, On3 and Rivals...Ranked as the No. 18 defensive tackle and No. 8 prospect in Maryland by ESPN...Tabbed as the No. 13 prospect in Maryland by 247Sports and No. 15 player in the state by On3...Also played baseball and basketball at Wilde Lake, earning first-team all-county honors in 2021...In basketball, was second-team all-county as a sophomore and first-team all-county as a junior, helping Wilde Lake to county and regional championships.

► PERSONAL

Full name is Xavier Harold Gilliam...Son of Cecil and Katia Gilliam...Has two brothers, Kacey and Cecil...Father, Cecil, played football at Morgan State (1996-97)...Uncle, Sean McNeely, played basketball at McDaniel College (2003-05)...Cousin, Kelvin Gilliam, is a defensive lineman at Oklahoma...Great Uncle, Mahlon Duckett, played baseball for the Philadelphia Stars and Homestead Grays (1940-50)...Hobbies include working out, spending time with his brothers and watching TV...Intends to major in business...Wants to become a coach.



PETER GONZALEZ 84

Wide Receiver | 6-2 | 203
 Freshman
 Mars, Pa./Pittsburgh Central Catholic
 Major: Division of Undergraduate Studies

► HIGH SCHOOL

Played at Pittsburgh Central Catholic High School for head coach Ryan Lehmeier...Was a three-year letterman...Helped Central Catholic to a 10-2 record and WPIAL runner-up title as a senior...Led the Vikings to a 7-5 record and WPIAL runner-up title as a junior...Guided Central Catholic to a 9-3 record and WPIAL runner-up title as a sophomore...Named first-team all-state twice...Earned first-team all-conference honors three times...Holds Central Catholic's career receiving yards (2,240), season receiving yards (1,081) and season receiving touchdowns (12) records...As a senior, posted 47 catches for 1,081 yards and 12 touchdowns...As a junior, collected 42 receptions for 737 yards and eight touchdowns...Tallied 18 catches for 422 yards and four touchdowns as a sophomore...Rated a consensus three-star prospect...Tabbed as the No. 7 prospect in Pennsylvania by 247Sports...Rated as the No. 67 receiver and No. 22 player in Pennsylvania by ESPN...Rated as the No. 7 prospect in the state by On3 and the No. 29 player in Pennsylvania by Rivals...Also lettered in basketball and track & field...Was a finalist in the 4x100 relay in the state championships.

► PERSONAL

Full name is Peter Jaden Gonzalez...Son of Pete and Mandy Gonzalez...Has two sisters, Londynn and Camdynn...Father, Pete, played football at Pitt (1993-97) and with the Pittsburgh Steelers, Indianapolis Colts and Buffalo Bills...Mother, Mandy, played volleyball at Clarion (1995-96)...Grandfather, Rod Kirby, played football at Pitt (1970-74)...Hobbies include playing golf...Volunteers at youth football camps and at the Pittsburgh Marathon...Intends to major in business to pursue a career as an investment banker.



ETHAN GRUNKEMEYER 17

Quarterback | 6-2 | 207
 Freshman
 Lewis Center, Ohio/Olentangy
 Major: Division of Undergraduate Studies

► HIGH SCHOOL

Played at Olentangy High School for head coach Wade Bartholomew...Was a three-year letterwinner and served as team captain in 2023...Led the Braves to an 11-2 record as a senior...Received an invitation to the Under Armour All-America Game...Was an Elite 11 finalist...In 2023, was selected first-team all-state, first-team all-conference and conference Co-Offensive Player of the Year...Named all-county Offensive Player of the Year and first-team All-Central Ohio District...Tabbed honorable mention All-Ohio and second team All-Central Ohio District in 2022...Owns Olentangy school records for career passing yards (8,401), career passing touchdowns (80), season passing yards (3,517) and season passing touchdowns (39)...As a senior, completed 66 percent of his passes for 3,517 yards and 39 touchdowns...Completed 64 percent of his passes for 2,649 yards and 25 touchdowns as a junior...Tossed 2,220 yards and 16 touchdowns, while completing 67 percent of his passes, as a sophomore...Rated as a consensus four-star prospect...Ranked as the No. 85 overall prospect, No. 5 quarterback and No. 4 prospect in Ohio by ESPN...Tabbed as the No. 103 overall recruit, No. 8 quarterback and No. 2 player in Ohio by 247Sports...Rated as the No. 108 overall prospect, No. 7 quarterback and No. 6 recruit in Ohio by On3...Ranked as the No. 213 overall prospect, No. 15 quarterback and No. 10 prospect in Ohio by Rivals...Also played basketball at Olentangy...Named Scholar Athlete OCC.

► PERSONAL

Full name is Ethan McCabe Grunkemeyer...Son of Heather Grunkemeyer and Megan McCabe...Has a brother, Brady...Mother, Megan, played basketball at Ohio State (1997-99) and mother, Heather, played basketball at Gustavus Adolphus College (1989-93)...Hobbies include spending time with friends...Volunteers with the 2nd & 7 foundation...Intends to major in business.



DONNIE HARBOUR 57

Offensive Line | 6-3 | 329
 Freshman
 Milwaukee, Wis./Catholic Memorial
 Major: Division of Undergraduate Studies

► HIGH SCHOOL

Played at Catholic Memorial High School for head coach Bill Young...Was a three-year letterman and one-time team captain...Led the Crusaders to a 10-3 record as a senior...Helped Catholic Memorial to a 13-1 mark as a junior...Helped pace the Crusaders to a 14-0 record and a state championship as a sophomore...Received invitations to the Under Armour All-American Game and Polynesian Bowl...Earned first-team all-state honors three times...Was a three-time all-region selection...Named all-conference three times and conference lineman of the year twice...As a senior, recorded three tackles for loss and one sack...Collected four tackles for loss as a junior...Rated a four-star prospect by ESPN and Rivals and a three-star prospect by 247Sports and On3...Ranked as the No. 61 overall prospect, No. 2 guard and top prospect in Wisconsin by ESPN...Tabbed as the No. 16 guard and No. 4 player in Wisconsin by Rivals...Rated as the No. 8 prospect in Wisconsin by On3 and the No. 6 prospect in the state by 247Sports...Competed in shot put, placing sixth in the state in 2023.

► PERSONAL

Full name is Donovan Jarmarionne Harbour...Son of LaTasha Harbour...Grandson of Kathy Harbour and Arthur Faircloth...Has a sister, Ashley Wallace...Cousin, Brandon Brooks, played football at Miami (Ohio)...Hobbies include listening to music, working out and hanging out with friends...Helps with a local food shelter...Intends to major in kinesiology to pursue a career as an athletic trainer.

NEWCOMERS



A.J. HARRIS **4**

Cornerback | 6-1 | 191
Sophomore
Phenix City, Ala./Central/Georgia
Major: Division of Undergraduate Studies

► **2023** ► **GEORGIA**

Season: Appeared in seven games...Made eight tackles (3 solo).

UT Martin (9/2): Made two tackles. **Ball State (9/9):** Posted four tackles. **vs. Florida (10/28):** Tallied two stops.

► **HIGH SCHOOL**

Played for head coach Patrick Nix at Central High School...As a senior, led the Red Devils to a 10-3 record and AHSAA Class 7A semifinals...Squad posted a 13-1 record and AHSAA Class 7A state championship during his junior campaign...Was selected to play in the All-American Bowl...Posted 52 tackles, 7.5 tackles for loss, one sack, three interceptions, forced two fumbles, and recovered one fumble during his senior season...Tallied 31 tackles, three pass breakups and forced two fumbles, while rushing for 172 yards and five touchdowns on 13 carries as junior...Also caught two touchdowns and returned three punts and two kickoffs for touchdowns during his time at Central...Rated a five-star prospect by 247 and was ranked as the No. 32 prospect nationally, No. 3 cornerback prospect, and No. 3 prospect in Alabama...Tabbed an ESPN.com four-star prospect, No. 33 prospect nationally, No. 4 cornerback prospect, and No. 6 prospect in Alabama...Was a Rivals four-star prospect, No. 31 prospect nationally, No. 4 cornerback prospect, and No. 1 prospect in Alabama.

► **PERSONAL**

Full name is Aaron-Joshua Titus Harris.

HARRIS' CAREER STATISTICS

	UT-AT	TT	FF	FR	I	PBU	SACK	TFL
2023*	3-5	8	-	-	-	-	-	-
Career	3-5	8	-	-	-	-	-	-

► **HARRIS' CAREER HIGHS**

Tackles.....4; Ball State, 9/9/23*

* at Georgia (2023)



JAYLEN HARVEY **44**

Defensive End | 6-2 | 263
Freshman
Gaithersburg, Md./Quince Orchard
Major: Division of Undergraduate Studies

► **HIGH SCHOOL**

Played at Quince Orchard High School for head coach John Kelley...Was a team captain as a senior...During his time at Quince Orchard, the Cougars won 39-straight games...In 2023, he guided Quince Orchard to an 11-1 record...Led the Cougars to a 14-0 record and state championships as a sophomore and junior...Invited to play in the Pennsylvania vs. Maryland All-Star Game...Earned first team all-state honors in Class 4A...As a senior tallied 13 sacks, nine tackles for loss and three touchdowns...Collected 12 sacks and eight tackles for loss as a junior...Registered nine sacks and 13 tackles for loss as a sophomore...Rated as a four-star prospect by ESPN and Rivals and a three-star prospect by 247Sports and On3...Ranked as the No. 21 strongside defensive end and No. 11 prospect in Maryland by Rivals...Rated as the No. 24 outside linebacker and No. 12 player in Maryland by ESPN...Tabbed as the No. 11 prospect in Maryland by On3 and the No. 14 player in the state by 247Sports.

► **PERSONAL**

Full name is Jaylen Antonio Harvey...Son of Ernie Harvey and Zakia Jones...Has a brother, Ernie, and a sister, Ulrie...Hobbies include working out and playing Madden...Intends to major in business.



KARI JACKSON **30**

Linebacker | 6-1 | 256
Freshman
West Bloomfield, Mich./West Bloomfield
Major: Division of Undergraduate Studies

► **HIGH SCHOOL**

Played at West Bloomfield High School for head coach Zach Hilbers...Was a four-year letterman and two-year captain...Led the Lakers to an 8-2 record as a junior...Led IMG Academy to a 9-1 mark as a sophomore...As a freshman, helped West Bloomfield to a state championship...As a sophomore, named to preseason MaxPreps Sophomore All-America Team...As a junior, earned Detroit News All-State, Associated Press All-State, MLive All-Metro Detroit Dream Team, Detroit News All-North and OAA Red All-Conference honors...As a senior, was tabbed Preseason Max Preps All-Great Lakes Region and picked up Michigan High School Football Coaches Association Dream Team honors...Posted 103 tackles (65 solo), 26 tackles for loss, three sacks, a forced fumble and six QB pressures as a junior...Collected 53 tackles and three sacks as a sophomore...Notched 36 tackles and two sacks as a freshman...Rated a four-star prospect by Rivals and a three-star prospect by 247Sports, ESPN and On3...Ranked as the No. 225 overall prospect, No. 11 inside linebacker and No. 6 prospect in Michigan by Rivals...Tabbed as the No. 19 inside linebacker and No. 10 prospect in Michigan by ESPN...Rated as the No. 15 prospect in Michigan by 247Sports and No. 19 prospect in the state by On3...Is a member of the National Honors Society.

► **PERSONAL**

Full name is Kari Evan Jackson...Son of Lamar and Cassandra Jackson...Has a brother, Caleb, and a sister, Britanni...Has volunteered as a middle school football coach and helped with a special needs classroom and special needs basketball team...Hobbies include listening to music, working out and reading the bible and devotions...Intends to major in economics with the goal of becoming a financial advisor or business owner.



JALEN KIMBER **3**

Cornerback | 6-0 | 188
Redshirt Senior
Merrillville, Ind./Mansfield Timberview/Georgia/Florida
Major: Sociology

► **2022-23** ► **FLORIDA**

Awards: 2022: Named to the SEC Fall Academic Honor Roll.

Season: 2023: Appeared in all 12 games, making 11 starts...Posted 23 tackles (18 solo) to go along with five pass breakups (2nd on the team), a fumble recovery and a quarterback hurry. **2022:** Saw action in all 13 games...Recorded 13 tackles, an interception and one pass breakup.

2023: at Utah (8/31): Assisted on a tackle. **Tennessee (9/16):** Posted a pass breakup and added a solo tackle. **Charlotte (9/23):** Recorded one tackle. **at Kentucky (9/30):** Made two solo stops. **Vanderbilt (10/7):** Recovered a fumble and returned it four yards...Posted two pass breakups and added a pair of solo tackles. **at South Carolina (10/14):** Made four solo tackles. **vs. Georgia (10/28):** Recorded two solo tackles. **at LSU (11/11):** Made five tackles (4 solo) and broke up a pass. **at Missouri (11/18):** Made three tackles with a pass breakup and quarterback hurry. **Florida State (11/25):** Recorded two stops.

2022: Utah (9/3): Made two tackles. **South Florida (9/17):** Picked off a pass and returned it 39 yards for a touchdown...Made three tackles and a pass breakup. **Missouri (10/8):** Recorded two tackles. **vs. Georgia (10/29):** Made two stops. **at Texas A&M (11/5):** Had two solo tackles. **South Carolina (11/12):** Posted two tackles.

► **2020-21** ► **GEORGIA**

Awards: 2022: Named to the SEC Fall Academic Honor Roll.

Season: 2021: Appeared in two games and recorded a solo tackle...Missed the rest of the season due to injury. **2020:** Played in one contest, posting a solo tackle.

2021: UAB (9/11): Recorded a solo tackle.

2020: Tennessee (10/10): Posted a solo tackle.

► HIGH SCHOOL

Played for head coach James Brown at Timberview High School...Helped lead the Wolves to the regional finals of the UIL Conference 5A Division I playoffs...Timberview posted a 5-2 district record in 2019... Played in the 2020 All-American Bowl...Earned all-district honors as defense as a senior...Selected to represent Team Savage at The Opening 2019 Finals, where he finished third in the Football Rating Championship with a combine score of 140.01, headlined by a 4.44 time in the 40-yard dash as well as a 4.02 agility shuttle, 42-foot power ball toss and 42-inch vertical leap...Posted 18 tackles and two passes defended during his senior season...As a junior, racked up 34 tackles (26 solo), three interceptions and six passes defended...Rated a four-star prospect by 247 sports composite...Tabbed the No. 8 cornerback nationally, the No. 17 prospect in Texas and the No. 104 overall prospect nationally by 247...Ranked the No. 7 cornerback, No. 15 player in Texas and No. 209 prospect nationally by ESPN.

► PERSONAL

Full name is Jalen Jermaine Kimber...Son of Art Kimber...Majoring in sociology.


KIMBER'S CAREER STATISTICS

	UT-AT	TT	FF	FR	I	PBU	SACK	TFL
2020*	1-0	1	-	-	-	-	-	-
2021*	1-0	1	-	-	-	-	-	-
2022**	8-5	13	-	-	1	1	-	-
2023**	18-5	23	-	1	-	5	-	-
Career	28-10	38	-	1	1	6	-	-

► KIMBER'S CAREER HIGHS

Tackles..... 5; at LSU, 11/11/23**
Fumble Recoveries..... 1; Vanderbilt, 10/7/23**
Interceptions..... 1; South Florida, 9/17/22**
Pass Breakups..... 2; Vanderbilt, 10/7/23**

* at Georgia (2020-21)
 ** at Florida (2022-23)



DEJUAN LANE 10
 Safety | 6-2 | 203
 Freshman
 Jessup, Md./Gilman School
 Major: Division of Undergraduate Studies

► HIGH SCHOOL

Played at the Gilman School for head coach Scott Van Zile...Was a four-year letterman and served as team captain as a senior...Earned MIAA All-Conference honors as a sophomore, junior and senior...Rated as a consensus four-star prospect...Ranked as the No. 252 overall prospect, No. 18 athlete and No. 6 player in Maryland by ESPN...Recognized as the No. 286 overall recruit, No. 32 safety and No. 9 prospect in the state by On3...Tabbed as the No. 28 safety and No. 10 prospect in Maryland by Rivals...Named as the No. 31 safety and No. 9 player in Maryland by 247Sports...Also lettered in basketball and track...In track, set a school record in the 4x100.

► PERSONAL

Full name is Dejuan Keyuance Ray Lane...Son of Felecia and William Lane...Has a brother, Rayuan, and a sister, Armonie...Brother, Rayuan, plays football at Navy...Hobbies include listening to music, fishing and learning about animals...Volunteered at Meals on Wheels in Summer 2023...Intends to major in entrepreneurship.



QUINTON MARTIN JR. 25
 Running Back | 6-1 | 202
 Freshman
 Belle Vernon, Pa./Belle Vernon
 Major: Division of Undergraduate Studies

► HIGH SCHOOL

Played at Belle Vernon Area High School for head coach Matt Humbert...Was a four-year letterman and a team captain as a senior...Led Belle Vernon to an 13-1 record, a WPIAL title and a 3A state championship as a senior...Helped the Leopards to a 13-2 record, WPIAL title and a 3A state championship as a junior...Guided Belle Vernon to a 10-1 mark as a sophomore and a 9-2 record as a freshman...Received an invitation to the Under Armour All-American Game...Named all-state three times in Class 3A... Tabbed All-WPIAL three years...As a senior, rushed for 1,181 yards and 16 touchdowns, while adding 53 receptions for 764 yards and 11 scores...Tallied 1,279 rushing yards and 22 touchdowns to go with 28 catches, 424 yards and six touchdowns as a junior...Collected 902 yards and 12 touchdowns on the ground along with 164 receiving yards and two touchdowns as a sophomore...Notched 425 rushing yards, 119 receiving yards and eight total touchdowns as a freshman...Rated as a consensus four-star prospect...Ranked as the No. 59 overall prospect in the class, No. 4 running back and top prospect in Pennsylvania by Rivals...Tabbed as the No. 54 overall prospect, No. 4 running back and top player in PA by ESPN...Secured No. 59 overall prospect, No. 3 athlete and No. 1 prospect in PA rankings by On3...Named as the No. 85 overall prospect, No. 5 athlete and top prospect in PA by 247Sports...Also played basketball at Belle Vernon, earning TribLive Player of the Year and KDKA Player of the Year honors.

► PERSONAL

Full name is Quinton Anthony Martin Jr...Nephew of Shawn and Deanne Martin...Son of Elizabeth Majors and Quinton Martin Sr...Has three brothers, Raven Bradley, Logan Cunningham and Caleb Cunningham, and three sisters, Ashari Martin, Anejah Majors and Journey Majors...Hobbies include playing video games and working out...Intends to major in education or business.



JORDAN MAYER 95
 Defensive End | 6-4 | 231
 Redshirt Freshman
 Jefferson Hills, Pa./Thomas Jefferson/Wisconsin
 Major: Division of Undergraduate Studies

► 2023 ► WISCONSIN

Redshirt season.


► HIGH SCHOOL

Was a first-team all-conference honoree his junior and senior season...Named to the Pittsburgh Post-Gazette Fabulous 22 team his senior season...Posted 41 tackles and five sacks during his senior season, while also adding 20 receptions for 252 yards on offense...Rated a consensus three-star recruit by Rivals, 247 Sports and ESPN.

► PERSONAL

Full name is Jordan Paul Mayer...Son of John and Heather Mayer.

NEWCOMERS



CHASE MEYER **91**

Kicker | 5-10 | 183
Junior
Los Angeles, Calif./Mater Dei/Penn/Tulsa
Major: Liberal Arts

► **2023 ► TULSA**

Awards: Earned third-team All-AAC honors.

Season: Was the team's starting kicker in all 12 games...Converted 17-of-20 field goal attempts and 30-of-31 PATs...Made his first 10 kicks of the year with the first miss not coming until the ninth game.

UAPB (8/31): Made all six extra-point attempts. **at Washington (9/9):** Connected on a 44-yard field goal. **at Northern Illinois (9/23):** Made field goals of 36 and 22 yards. **Temple (9/28):** Converted both field goal attempts from 36 and 26 yards. **Charlotte (11/4):** Made a 27-yard field goal to force overtime. **at Tulane (11/11):** Tallied a season-high three field goals, including a career-long 47-yarder. **at East Carolina (11/25):** Matched a career high with three field goals.

► **2022 ► PENN**

Saw action in eight games mainly taking kickoffs...Totaled 36 kicks for 1,881 yards and one touchdown.

► **HIGH SCHOOL**

Played prep football at Mater Dei in California where he was a four-year varsity letterwinner...Was a part of a national championship team at Mater Dei...Named a two-time all-county and first-team all-state honoree...Earned two-time all-league MVP honors.

► **PERSONAL**

Son of AnnaMaria and the late Peter Meyer...Has a sister, Sasha, and a brother, Christopher...Father, Peter, played soccer and football at Yale...Brother, Christopher, played soccer at Marquette...Sister, Sasha, played soccer at Notre Dame...Earned his Eagle Scout, the highest honor in scouting.

MEYER'S CAREER KICKING STATISTICS

	FGM-A	%	0-19	20-29	30-39	40-49	50+	LG	XP	PTS
2022*	-	-	-	-	-	-	-	-	-	-
2023**	17-20	85.0	-	7-7	7-8	3-5	-	47	30-31	81
Career	17-20	85.0	-	7-7	7-8	3-5	-	47	30-31	81

MEYER'S CAREER KICKOFF STATISTICS

	KO	Yds.	Avg.	TB	OB
2022*	36	1,881	52.3	1	0
2023**	10	588	58.0	-	1
Career	46	2,469	53.7	1	1

► **MEYER'S CAREER HIGHS**

Points Scored..... 12; Temple, 9/28/23
PATs Made..... 6; Twice: Last Temple, 9/28/23
PATs Attempted..... 6; Twice: Last Temple, 9/28/23
Field Goals Made..... 3; Twice: Last at East Carolina, 11/25/23
Field Goals Attempted..... 4; at East Carolina, 11/25/23
Longest Field Goal..... 47; at Tulane, 11/11/23
Kickoffs..... 10; at Georgetown, 10/8/22
Kickoff Yards..... 508; at Georgetown, 10/8/22
Kickoff Average..... 55.0; at Brown, 10/29/22

* at Penn (2022)
** at Tulsa (2023)



JON MITCHELL **12**

Cornerback | 5-11 | 191
Freshman
Jacksonville, Fla./Mandarin
Major: Division of Undergraduate Studies

► **HIGH SCHOOL**

Played at Mandarin High School for head coach Toby Bullock...Was a three-year letterman and served as a team captain for two games in 2023...Led Mandarin to an 11-4 record and an appearance in the state championship game as a senior...Helped the Mustangs to a district championship as a junior...Earned team Defensive MVP honors in 2021 and 2022...Picked up all-city honors in 2022 and 2023...Selected first-team All-Gateway Conference and first-team all-district...As a senior, tallied 71 tackles, six tackles for loss, four interceptions and 15 pass breakups...Collected 30 tackles and 10 pass breakups as a junior...Recorded 25 tackles, three interceptions and 10 pass breakups as a sophomore...Rated as a four-star prospect by 247Sports, ESPN and On3 and a three-star prospect by Rivals...Ranked as the No. 83 overall prospect, No. 9 cornerback and No. 12 prospect in Florida by On3...Tabbed as the No. 139 overall player, No. 15 cornerback and No. 22 player in Florida by ESPN...Named as the No. 125 overall prospect, No. 11 cornerback and No. 17 prospect in Florida by 247Sports...Also competed in track & field.

► **PERSONAL**

Full name is Jonathon Lloyd Mitchell...Son of Kevin and Nicole Mitchell...Has three brothers, Justin, Kristopher and Nicolas...Brother, Justin, played football at Harvard...Brother, Kris, plays football at Notre Dame...Brother, Nicolas, plays football at Mississippi State...Hobbies include working out, video games and spending time with family and friends...Intends to major in business.



LUKE REYNOLDS **85**

Tight End | 6-4 | 241
Freshman
Westford, Mass./Cheshire Academy (Conn.)
Major: Division of Undergraduate Studies

► **HIGH SCHOOL**

Played at Cheshire Academy for head coach Bill Mella...Earned five varsity letters and served as team captain...In 2023, led the Cats to a 7-2 record and won the NEPSAC Bowl Championship...Received an invitation to the Adidas All-American Bowl...Earned an invite to the Under Armour All-American Game...Named MVP of the NEPSAC in 2023...Tallied 48 receptions, 754 yards and nine total touchdowns as a senior, averaging 15.7 yards per catch...Rated as a five-star prospect by 247Sports and a four-star prospect by ESPN, On3 and Rivals...Ranked by 247Sports as the No. 29 overall recruit, top tight end prospect and top prospect in Connecticut by 247Sports...Tabbed as the No. 27 overall prospect, No. 3 tight end and top player in the state by On3...Rated as the No. 154 overall recruit, No. 8 tight end and No. 3 prospect in Connecticut by ESPN...Recognized as the No. 189 overall player in the class, No. 10 tight end and No. 3 prospect in the state by Rivals...Also lettered three years in basketball and earned the Coaches Award.

► **PERSONAL**

Full name is Luke Harrison Reynolds...Son of Keith and Jennifer Reynolds...Has two brothers, Colin and Quinn...Brother, Colin, plays football at Holy Cross...Hobbies include working out and listening to music...Intends to major in business.



NOLAN RUCCI 72

Offensive Line | 6-8 | 317
 Redshirt Junior
 Litzitz, Pa./Warwick/Wisconsin
 Major: Geography

> 2021-23 > WISCONSIN

Season: 2023: Saw action in three games as a reserve. **2022:** Appeared in three games in reserve action. **2021:** Redshirt season.

2023: at Illinois (10/21): Posted a 3-yard touchdown reception as a tackle eligible receiver.

> HIGH SCHOOL

Played for head coach Bob Locker at Warwick High School...Earned an invitation to the 2021 All-American Bowl...Was a two-time all-state selection his junior and senior season...Named to the 2020 USA Today All-USA preseason first team...Rated a five-star recruit by 247 and Rivals and a four-star prospect by ESPN.

> PERSONAL

Is the son of Todd and Stacy Rucci...Brother, Hayden, played tight end for Wisconsin...Both parents attended Penn State...Father, Todd, played for the Nittany Lions and was a second-round NFL Draft pick who went on to play eight seasons for the New England Patriots...Mother, Stacy, played field hockey at Penn State and was a first-team All-American her senior season...Grandfather, Thomas Gilburg, played football and lacrosse at Syracuse and went on to play four seasons with the Baltimore Colts.



GARRETT SEXTON 70

Offensive Line | 6-6 | 289
 Freshman
 Hartland, Wis./Arrowhead Union
 Major: Division of Undergraduate Studies

> HIGH SCHOOL

Played at Arrowhead Union High School for head coach Matt Harris...Was a three-year letterman and served as a team captain as a senior...Led the Warhawks to a 7-4 record as a senior and a 9-3 mark as a junior...Named first-team all-state, first-team all-region and first-team all-conference as a senior...Rated a four-star prospect by 247Sports and On3 and a three-star prospect by ESPN and Rivals...Ranked as the No. 64 overall prospect, No. 8 offensive tackle and No. 1 prospect in Wisconsin by On3...Tabbed as the No. 178 overall prospect, No. 14 offensive tackle and top prospect in Wisconsin by 247Sports...Ranked as the No. 4 prospect in Wisconsin by ESPN and the No. 6 prospect in the state by Rivals...Played two years of varsity basketball.

> PERSONAL

Full name is Garrett Thomas Sexton...Son of Mark and Deb Sexton...Has a sister, Brooke...Intends to major in sports medicine.



COREY SMITH 24

Running Back | 5-10 | 179
 Freshman
 Milwaukee, Wis./Catholic Memorial
 Major: Division of Undergraduate Studies

> HIGH SCHOOL

Played at Catholic Memorial High School for head coach Bill Young...Led Catholic Memorial to a 10-3 record and an appearance in the state semifinals as a senior...Helped the Crusaders to a 13-1 mark and state runner-up title as a junior...Led Crusaders to a 14-0 record and a state championship as a sophomore...Earned all-state honors...Was selected all-conference twice and all-region two times...As a junior, tallied 1,600 all-purpose yards...Collected 1,800 all-purpose yards as a sophomore...Rated as a consensus four-star prospect...Tabbed as the No. 17 running back and No. 2 player in Wisconsin by Rivals...Ranked as the No. 286 overall prospect, No. 21 running back and No. 3 prospect in the state by ESPN...Rated as the No. 23 running back and No. 3 prospect in Wisconsin by 247Sports...Recognized as the No. 3 prospect in Wisconsin by On3...Also competed in track & field.

> PERSONAL

Full name is Corey Mathias Smith...Son of Corrie Smith and John Crowley Sr...Has a brother, John Crowley Jr., and three sisters, Ahvie Smith, YaMaree Smith and Amadee Smith...Hobbies including working out, playing video games and spending time with friends and family...Undecided on a major.



ANTHONY SPECCA 40

Linebacker | 6-1 | 230
 Freshman
 Bridgeville, Pa./Pittsburgh Central Catholic
 Major: Division of Undergraduate Studies

> HIGH SCHOOL

Played at Pittsburgh Central Catholic High School for head coach Ryan Lehmeier...Was a four-year letterman and two-year captain...Helped Central Catholic to a 10-2 record and WPIAL runner-up title as a senior...Led the Vikings to a 7-5 record and WPIAL runner-up title as a junior...Guided Central Catholic to a 9-3 record and WPIAL runner-up title as a sophomore...Helped Central Catholic to a 6-2 mark and a WPIAL championship as a freshman...Named first-team all-state 6A in 2022...Named to the Pittsburgh Post-Gazette's 2023 Feb 22 team...Was a three-time all-conference selection, including first-team honors in 2023...Holds Central Catholic's all-time tackles record (326)...As a senior, led the team with 94 tackles, 17 tackles for loss and five sacks to go with 12 pass breakups, one fumble recovery and two blocked field goals...As a junior, collected 122 tackles, four sacks, three forced fumbles and five blocked field goals...As a sophomore, posted 70 tackles, three tackles for loss, two sacks and four forced fumbles...As a freshman, tallied 40 tackles, three tackles for loss, one sack, a forced fumble, a fumble recovery and an interception in six games...Rated as a four-star prospect by Rivals and a three-star prospect by 247Sports, ESPN and On3...Tabbed as the No. 19 inside linebacker and No. 13 prospect in Pennsylvania by Rivals...Named as the No. 11 inside linebacker and No. 14 player in Pennsylvania by ESPN...Rated as the No. 5 player in the state by 247Sports and the No. 15 prospect in Pennsylvania by On3...Played basketball at Central Catholic...Earned High Honors/PA All-Academic Gold team four times.

> PERSONAL

Full name is Anthony Benjamin Specca...Son of Michael and Carrie Specca...Has two brothers, Mikey and Daniel, and a sister, Lilah...Father, Mike, played football at Washington & Jefferson (1991-95)...Uncle, Steve Specca, played football at Lehigh (1996-98) and Washington & Jefferson (1998-00)...Uncle, Joseph Rosato, played football at Duquesne (1995-99)...Aunt, Katie Rosato, played basketball at Robert Morris (2000-04)...Grandfather, Ben Specca, played football at West Liberty (1959-63)...Hobbies include fishing, playing with his dog and hanging out with friends...Volunteers at Brother Andres Cafe and helped with a canned food drive...Intends to major in finance.

NEWCOMERS



VABOUE TOURE 21

Safety | 6-1 | 212
Freshman
Pleasantville, N.J./Irvington
Major: Division of Undergraduate Studies

► HIGH SCHOOL

Played at Irvington High School for head coach Smoke Pierre...Was a three-year letterman and served as a team captain in 2023...Guided the Blue Knights to an 8-3 mark as a junior...Led Irvington to a 10-2 record, conference championship, sectional championship and regional championship as a sophomore...Helped the Blue Knights to a 9-2 record and a conference championship as a freshman...As a senior, tallied 90 tackles, a punt return touchdown and eight rushing touchdowns...As a junior, recorded 89 tackles, four interceptions, a forced fumble and two fumble recoveries, both returned for touchdowns...As a sophomore, posted 40 tackles, a sack, two interceptions and two fumble recoveries...Had 20 tackles and a passing touchdown as a freshman...Rated as a four-star prospect by ESPN and On3 and a three-star prospect by 247Sports and Rivals...Ranked as the No. 247 overall prospect, No. 26 safety and No. 4 prospect in New Jersey by ESPN...Tabbed by On3 as the No. 20 safety and No. 6 player in New Jersey...Rated as the No. 5 prospect in the state by 247Sports and the No. 9 player in the state by Rivals...Also played basketball for two seasons at Irvington.

► PERSONAL

Full name is Vaboue Toure...Son of Aboubacar and Mawata Toure...Has four brothers, Lamusa, Mohamed, Famah and Sekou, and three sisters, Aminata, Fatima and Mariam...Brothers, Mohamed and Famah, play football at Rutgers...Cousin, Lancine Turay, plays football at Temple...Cousin, Kemoko Turay, played football at Rutgers (2013-17) and with the Indianapolis Colts (2018-21) and San Francisco 49ers (2022)...Hobbies including working out and playing basketball...Undecided on a major but wants to pursue a career in real estate.



MYLACHI WILLIAMS 20

Defensive End | 6-3 | 237
Freshman
Philadelphia, Pa./Monsignor Bonner & Archbishop Prendergast
Major: Division of Undergraduate Studies

► HIGH SCHOOL

Played at Monsignor Bonner & Archbishop Prendergast Catholic High School for head coach Jack Muldoon...Was a team captain as a senior...Helped Monsignor Bonner & Archbishop Prendergast Catholic to a 10-3 record and a city title in 2023...Led the Friars to Public Catholic League and City titles as a sophomore and junior...Was named MVP of the catholic league and was a two-time all-catholic league selection...As a senior, tallied 70 tackles, 28 tackles for loss, 13 sacks, two forced fumbles, two fumble recoveries and five pass breakups...Secured 28 tackles for loss and 12 sacks as a junior...Rated as a four-star prospect by On3 and Rivals and a three-star prospect by 247Sports and ESPN...Ranked the No. 80 overall prospect, No. 10 edge rusher and No. 2 player in Pennsylvania by On3...Tabbed as the No. 18 weakside defensive end and No. 8 prospect in PA by Rivals...Recognized as the No. 10 prospect in Pennsylvania by 247Sports and the No. 16 player in the state by ESPN.

► PERSONAL

Full name is Mylachi Zaire Williams...Son of Tyrone Williams and Jackie Wesby...Has a brother, Messiah, and a sister, Madison...Hobbies include listening to music, working out and eating...Undecided on a major.



KENNY WOSELEY JR. 17

Cornerback | 5-10 | 167
Freshman
Philadelphia, Pa./Imhotep Charter
Major: Division of Undergraduate Studies

► HIGH SCHOOL

Played at Imhotep Charter for head coach Devon Johnson...Was a three-year starter and two-year team captain...As a senior, led Imhotep Charter to a 15-0 record and a Pennsylvania 5A State Championship...Helped the Panthers to a 10-3 record, a Public League championship and a 5A City Championship as a junior...Guided Imhotep to an 11-2 mark and Public League and 5A City titles as a sophomore...As a senior, posted 23 tackles, six interceptions and seven pass breakups...Notched 20 tackles, five tackles for loss, a sack, two fumble recoveries, 10 pass breakups, a punt block and two touchdowns as a junior...Rated as a four-star prospect by Rivals and a three-star recruit by 247Sports, ESPN and On3...Ranked as the No. 242 overall prospect in the class, No. 29 cornerback and No. 9 player in Pennsylvania by Rivals...Tabbed as the No. 13 player in PA by 247Sports and the No. 22 prospect in the state by On3...Rated as the No. 18 prospect in Pennsylvania by ESPN.

► PERSONAL

Full name is Kenneth Malachi Woseley Jr...Son of Kenneth Woseley Sr. and Karina L. Williams-Woseley...Has a brother, Kaleb, and a sister, Synae...Hobbies including video games and playing basketball...Intends to major in finance to pursue a career in accounting.

JAMES FRANKLIN

PENN STATE FOOTBALL HEAD COACH



1ST

ALL-TIME IN WINS AND WINNING PERCENTAGE BY AN FBS AFRICAN AMERICAN HEAD COACH (MINIMUM 80 WINS)

6

OF THE LAST 8 SEASONS UNDER FRANKLIN, PENN STATE IS 1 OF 6 TEAMS TO RANK IN THE TOP 12 OF THE CFP FINAL RANKINGS AT LEAST 6 TIMES

8th

IN TOTAL WINS AMONG POWER 4 ACTIVE HEAD COACHES

9th

LONGEST TENURED HEAD COACH AT THE SAME INSTITUTION IN THE FBS

12

TOP 25 RECRUITING CLASSES IN THE LAST 12 YEARS

12th

IN TOTAL WINS AMONG ACTIVE FBS HEAD COACHES

14th

YEAR AS A HEAD COACH IN THE BIG TEN OR SEC

29

YEARS OF COLLEGIATE AND PROFESSIONAL COACHING

107

PLAYERS COACHED TO THE NFL IN FIRST 13 SEASONS AS A HEAD COACH

1K

PENN STATE POSTED ITS FIRST 1,000 SINGLE-YEAR APR IN PROGRAM HISTORY IN 2018-19



KUTZTOWN
1995



EAST STROUDSBURG
1996



JAMES MADISON
1997



WASHINGTON STATE
1998



IDAHO STATE
1999



MARYLAND
2000-04



GREEN BAY PACKERS
2005



KANSAS STATE
2006-07



MARYLAND
2008-10



VANDERBILT
2011-13



PENN STATE
2014-PRESENT

THE PATH TO PENN STATE

HEAD COACH JAMES FRANKLIN

James Franklin, a 29-year football coaching veteran, was appointed Penn State's 16th head football coach on January 11, 2014 and enters his 14th season as a collegiate head coach. Franklin's career head coaching record is 112-54 and is one of five active FBS coaches with a 66-plus winning percentage and 13-plus years coaching experience. Franklin attributes his success on the field to the strength of his teams' dedication to four core values: positive attitude, great work ethic, compete in everything you do and must be willing to sacrifice.

Under Franklin's direction, Penn State has finished in the top 12 of the final College Football Playoff rankings in six of the last eight seasons, has earned berths in five New Year's Six bowl games with three wins and won the 2016 Big Ten Championship. Franklin guided the Nittany Lions to a school-record 93% graduation success rate in the most recent GSR report and a perfect single-year 1,000 APR for the 2018-19 school year.

CAREER AT A GLANCE

- Franklin was named the 16th head football coach in the storied history of the Nittany Lion program on January 11, 2014.
- Franklin has 29 years of coaching experience at the collegiate and NFL level.
- He is one of four current FBS coaches to lead his teams to a bowl game in 12 of their first 13 seasons and has guided Penn State to five New Year's Six bowls.
- Since 2014, Franklin's first season with the Nittany Lions, Penn State owns wins in three New Year's Six bowl games, joining Alabama, Clemson, Georgia, Ohio State and Oregon as the only FBS schools with three or more wins in that span.
- Franklin is one of three current Big Ten coaches (Ryan Day and Kirk Ferentz) to have won a Big Ten Championship and became the first African American head coach to win a Big Ten title after Penn State's 2016 victory.
- He owns a 112-54 career record, leading his teams to five Top 10 finishes (all at Penn State) and eight Top 25 finishes (2 at Vanderbilt; 6 at Penn State).
- Of the 15 current coaches with 100 career wins at the FBS level, Franklin is one of six with all of their first 100 wins coming while coaching at a Power Four program.
- Since 2016, Franklin's .724 win percentage (74-27) ranks sixth among current FBS coaches.
- In the last eight seasons under Franklin, Penn State is one of six teams to rank in the top 12 of the College Football Playoff final rankings at least six times.
- With PSU's victory in the Rose Bowl Game to conclude the 2022 season, he became the fifth coach to win the Rose, Fiesta and Cotton Bowls at the same institution, joining Joe Paterno (Penn State), Bob Stoops (Oklahoma), Mack Brown (Texas) and Terry Donahue (UCLA).
- From 2016-19, Franklin led PSU to three New Year's Six bowls - 2016 (Rose), 2017 (Fiesta) and 2019 (Cotton) - marking the first time Penn State as a program went to three New Year's Six bowls in four years since 1980-83 (1980 Fiesta, 1982 Fiesta, 1983 Sugar).
- Franklin's squads won three New Year's Six bowl games in six years (2017-22), marking the first time PSU has won three New Year's Six bowl games in a six-year span since 1991 (Fiesta), 1995 (Rose) and 1997 (Fiesta).
- He guided Penn State to back-to-back New Year's Six bowls in 2016 (Rose) and 2017 (Fiesta) for the first time since 1985 (Orange) and 1986 (Fiesta), and again in 2022 (Rose) and 2023 (Peach).
- Penn State was ranked in the AP Top 25 for the 63 consecutive polls in which it was eligible from 2016-20, marking the third-longest streak in program history and longest streak since 1993-2000 when PSU was ranked for 121-straight weeks.
- From 2016-19, Franklin led Penn State to 42 wins, the most in program history for the Big Ten era in a four-year span, and 28 league wins, a program record.
- In his first 13 years as a head coach, Franklin mentored 107 players reaching the NFL ranks.
- Franklin has coached 16 All-Americans and 54 NFL Draft picks at Penn State.
- Forty-five Penn State players have been selected in the last seven NFL Drafts, the most for PSU in a seven-draft span since 1991-97 (45 players). In addition, five-plus Nittany Lions have been drafted in seven-consecutive years, the longest streak for PSU since 1978-84.
- Franklin has secured top-25 recruiting classes each of his last 12 seasons, including a top-5 class at Penn State in 2018 and the No. 6 class in 2022.
- Franklin is first all-time in wins and winning percentage (minimum 80 wins) by an FBS African American head coach.
- He became the first (and only) African American head coach to win a Big Ten title and is the first (and only) African American FBS head coach to reach 100 career wins.
- Franklin's victories in the Fiesta Bowl, Pinstripe Bowl, Music City Bowl and Birmingham Bowl (formerly the Compass Bowl) marked the first time in each bowl's history an African American head coach earned the win.



NITTANY LIONS ON THE FIELD

2023 Season

- Penn State posted a 10-win season for the second-straight year and reached the Chick-fil-A Peach Bowl after finishing 10th in the College Football Playoff rankings.
- As a team, the Nittany Lions were second in the nation in turnover margin (1.23) and finished 12th in time of possession (32:32).
- PSU put together one of its top defensive performances in school history, leading the country in sacks (49) and rushing defense (75.5), while finishing second in total defense (246.7), tackles for loss (111) and fewest first downs allowed (13.9), third in scoring defense (13.5), fifth in fumble recoveries (12), seventh in passing defense (172.1), 11th in passing efficiency defense (116.4) and 12th in takeaways (24).
- The 49 sacks were a school record for Penn State and the Lions finished in the top 10 in program history in rushing defense (3rd), total defense (4th), yards per carry allowed (T-5th), forced fumbles (T-9th) and fumble recoveries (T-9th).
- Offensively, Penn State led the nation in fewest interceptions (2), and was third in fewest turnovers (8), fourth in red zone offense (95.3), 10th in fewest tackles for loss allowed (3.9) and 12th in scoring offense (36.2).
- The Nittany Lions' special teams unit finished sixth in the nation in net punting (42.9).
- Penn State had 29 All-Big Ten selections across offense, defense and special teams, highlighted by offensive tackle Olumuyiwa Fashanu, defensive end Chop Robinson, linebacker Abdul Carter and defensive end Adisa Isaac earning first-team laurels.
- Fashanu, the Big Ten Rimington-Pace Offensive Lineman of the Year and William V. Campbell Trophy finalist, was named a first-team All-American by the Associated Press, AFCA, Sporting News and the Walter Camp Football Foundation, clinching him consensus All-American status.
- Quarterback Drew Allar posted a touchdown-to-interception ratio of 12.5-to-1 during his first season as the starter, finishing second nationally behind Oregon's Bo Nix (15-to-1).
- Penn State's tight ends, consisting of Theo Johnson, Tyler Warren and Khalil Dinkins, combined for 16 receiving touchdowns, the most in the nation, and PSU was the only FBS team with multiple tight ends owning 7+ receiving touchdowns in 2023.
- Isaac finished fourth in the Big Ten in tackles for loss per game (1.2; T-28th nationally) and fifth in sacks per game (0.6).
- Punt returner Daequan Hardy led the nation in punt return touchdowns (2) while ranking first in the Big Ten and fifth nationally in punt return average (14.6).

HEAD COACH JAMES FRANKLIN

2022 Season

- With a 35-21 win over No. 8 Utah in the Rose Bowl Game, Franklin led the Nittany Lions to the program's first Rose Bowl victory since the 1994 season.
- Penn State earned its fourth 11-win season in the last seven years with an 11-2 record.
- The Nittany Lions finished 11th in the College Football Playoff rankings and were ranked seventh in both the Associated Press and Amway Coaches polls.
- A total of 94 players on the roster played at least one snap during the season, which included 22 true freshmen.
- Penn State propelled itself into one of the top defensive units in the nation, ranking 10th in the country in scoring defense and tied for ninth in takeaways.
- The Nittany Lions finished first nationally with 85 pass breakups and had four games with double-digit pass breakups.
- PSU led the Big Ten with 104 tackles for loss (T-4th nationally) and 42 sacks (T-6th), and 26 different Nittany Lions had at least a full tackle for loss, good for second in the nation.
- The Nittany Lions additionally had 16 players who recorded at least one sack, tied for the nation's lead among Power Five teams.
- Penn State recorded at least seven tackles for loss in each of the last eight games of 2022.
- PSU's offense finished third in the Big Ten in fourth down conversion percentage (.700; 6th nationally), scoring offense (35.8; 19th) and total offense (433.6; 33rd).
- The Nittany Lions did not allow a sack in four games during the year, the most for Penn State since 2011 (5 games).
- Running backs Nicholas Singleton and Kaytron Allen became the first freshman duo in Big Ten history to both rush for 700-plus yards in a season.
- Penn State had 23 All-Big Ten selections across offense, defense and special teams in 2022, with cornerback Joey Porter Jr. leading the way as a first-team honoree.
- Singleton was named the Big Ten Thompson-Randle El Freshman of the Year, becoming the fourth Penn State player to win the Big Ten Freshman of the Year award and the 11th conference major award winner in the Franklin era.
- Penn State had three second-team All-Americans in Porter, offensive lineman Olumuyiwa Fashanu and cornerback Kalen King.
- Chris Stoll won the Patrick Mannelly Award, honoring the nation's top long snapper.
- Quarterback Sean Clifford closed out his career breaking school records in wins by a starting quarterback (32), completions (833), passing touchdowns (86), passing yards (10,661) and total yards (11,734).

2021 Season

- The Nittany Lions earned a spot in a New Year's Day bowl with an Outback Bowl berth.
- With wins over No. 12/15 Wisconsin and No. 22/20 Auburn, Penn State tallied two wins over ranked teams within the first three games of the season for the first time in program history.
- PSU's defense allowed just 17.3 points per game in 2021, good for sixth in the country.
- The Nittany Lion defense allowed opponents only a 66.7% conversion rate in the red zone, ranking third nationally.
- Penn State gave up just 11 passing touchdowns on the year, ranking fourth in the nation, while yielding 199.8 passing yards per game, ranking 23rd.
- The special teams unit was strong on punt and kick coverage, as the Nittany Lions ranked second in the country in net punting (44.5), fifth in kickoff return defense (14.0) and ninth in punt return defense (2.79).
- The Nittany Lions earned 18 All-Big Ten selections across offense, defense and special teams, led by four first-team honorees - wide receiver Jahan Dotson, safety Jaquan Brisker, defensive end Arnold Ebiketie and punter Jordan Stout.
- Stout was named the Big Ten Eddleman-Fields Punter of the Year, becoming the first Penn State player to win the award.
- Safety Ji'Ayir Brown tied for the nation's lead with six interceptions, the most for a Penn State player since 2006, and became the first Nittany Lion with six interceptions and two fumble recoveries in a season since 2005.
- Defensive end and second-team All-American Arnold Ebiketie paced the Big Ten with 17.0 tackles for loss and was second among Power Five defensive linemen in tackles for loss and tied for seventh in sacks.
- Dotson, a third-team All-American wideout, was a Biletnikoff Award and Walter Camp Player of the Year semifinalist and finished his career third all-time at Penn State in career receiving touchdowns (23) and fourth in receptions (175) and receiving yards (2,620).
- Stout, a Ray Guy Award finalist, set Penn State's school record for career punt average (44.54) and season punt average (46.01) and became the second specialist in Big Ten history to earn Special Teams player of the Week in a season four times.

2020 Season

- With Franklin's emphasis on safety, along with the precautions he, the coaching staff, medical team and support staff established, the Nittany Lions were one of only two Big Ten teams to play all nine of its scheduled games during a shortened 2020 season due to the COVID-19 pandemic.
- Penn State paced the Big Ten in first downs (223) and was second in total offense (430.3).
- Tight end Pat Freiermuth was selected as the Kwalick-Clark Big Ten Tight End of the Year, becoming Penn State's first tight end to win the award.
- Despite missing five of PSU's nine games due to a season-ending injury, Freiermuth led Big Ten tight ends in receiving yards (310). Prior to his injury, Freiermuth led all FBS tight ends with 5.8 receptions per game and ranked fifth averaging 77.5 receiving yards per game.
- Wide receiver Jahan Dotson led the league in receiving yardage (884; 19th nationally) and was tied for the nation's lead in catches of 60-plus yards (4). Dotson also finished the year averaging 24.6 yards per punt return, a school record.
- Penn State ranked third in the Big Ten in total defense (328.8; 17th nationally), second in passing defense (198.6; 24th), second in tackles for loss (6.7 per game) and fourth in rushing defense (130.2).
- The Nittany Lions earned 16 All-Big Ten honors (six on offense, nine on defense and one on special teams), including first-team laurels for Freiermuth, defensive end Odafe Oweh and defensive end Shaka Toney.
- Oweh and Toney became the first Penn State defensive end duo to receive first-team honors since Courtney Brown and Brad Scioli in 1998.

THE FRANKLIN FILE

BORN: Langhorne, Pennsylvania

UNDERGRADUATE: East Stroudsburg, 1995 (Bachelor's degree in psychology)
Playing career: Quarterback, 1991-94

GRADUATE: Washington State, 1999 (Master's degree in educational leadership)

FAMILY: Wife: Fumi; daughters: Shola & Addison

NAMED PENN STATE HEAD COACH: January 11, 2014

COACHING CAREER:

Penn State, 2014-present - Head Coach

Vanderbilt, 2011-13 - Head Coach

Maryland, 2008-10 - Assistant Head Coach/Offensive Coordinator/Quarterbacks

Kansas State, 2006-07 - Offensive Coordinator/Quarterbacks

Green Bay Packers, 2005 - Wide Receivers

Maryland, 2000-04 - Wide Receivers/Recruiting Coordinator

Idaho State, 1999 - Wide Receivers

Washington State, 1998 - Graduate Assistant/Tight Ends

James Madison, 1997 - Wide Receivers

East Stroudsburg, 1996 - Graduate Assistant/Secondary

Kutztown, 1995 - Wide Receivers

COACHING CAREER RECORD:

Year	School	Record	Conference Finish	Bowl
2011	Vanderbilt	6-7	T-4th (East)	Liberty: Lost to Cincinnati, 31-24
2012	Vanderbilt	9-4	4th (East)	Music City: Beat N.C. State, 38-24
2013	Vanderbilt	9-4	4th (East)	BBVA Compass: Beat Houston, 41-24
2014	Penn State	7-6	6th (East)	Pinstripe: Beat Boston College, 31-30 (OT)
2015	Penn State	7-6	4th (East)	TaxSlayer: Lost to Georgia, 24-17
2016	Penn State	11-3	T-1st (East); B1G Champions	Rose: Lost to USC, 52-49
2017	Penn State	11-2	T-2nd (East)	Fiesta: Beat Washington, 35-28
2018	Penn State	9-4	3rd (East)	Citrus: Lost to Kentucky, 27-24
2019	Penn State	11-2	2nd (East)	Cotton: Beat Memphis, 53-39
2020	Penn State	4-5	3rd (East)	
2021	Penn State	7-6	4th (East)	Outback: Lost to Arkansas, 24-10
2022	Penn State	11-2	3rd (East)	Rose: Beat Utah, 35-21
2023	Penn State	10-3	3rd (East)	Peach: Lost to Ole Miss, 38-25
Totals		112-54	1 B1G Championship	Bowls: Won 6, Lost 6

HEAD COACH JAMES FRANKLIN

2019 Season

- Penn State earned its third 11-win season in the last four years with an 11-2 record, including a win over No. 17 Memphis in the Goodyear Cotton Bowl Classic.
- Penn State posted its fourth-straight top 12 finish in the final College Football Playoff rankings, coming in 10th.
- The Nittany Lions were ranked ninth in the final Associated Press and Amway Coaches polls.
- The Nittany Lions ended the season in the AP Top 25 in four consecutive seasons for the first time since a seven-year stint from 1993-99.
- Franklin was a finalist for the Paul "Bear" Bryant National Coach of the Year award for the second time at Penn State (2016) and third time in his head coaching career.
- Defense was dominant for the Nittany Lions, finishing in the top 10 nationally in yards per rush (1st; 2.55), forced fumbles (1st; 22), rushing defense (5th; 95.0), sacks (7th; 3.46), scoring defense (8th; 16.0) and fumble recoveries (10th; 12). Penn State was also 11th in tackles for loss (7.8).
- The Nittany Lions' 22 forced fumbles were the second-most in program history behind the school standard of 25 set in 1968.
- Offensively, the Nittany Lions continued to put up big numbers, ranking 15th in the country in scoring offense with a 35.8 average.
- The Penn State special teams unit made big gains in 2019, recording three blocked punts to finish third in the nation and four blocked kicks overall, which was sixth.
- Jonathan Sutherland led the way with a pair of blocked punts in the season-opener against Idaho, marking the first time since 2000 the Nittany Lions had two blocks in a game.
- The Nittany Lions had 19 players garner All-Big Ten accolades, including two first-team selections in Micah Parsons and Yetur Gross-Matos.
- Parsons was also selected as the Big Ten Butkus-Fitzgerald Linebacker of the Year to become the third Nittany Lion to claim the award, joining Mike Hull (2014) and Michael Mauti (2012).
- Parsons was the first sophomore in conference history to win Big Ten Linebacker of the Year.
- In addition, Parsons became the 101st first-team All-American and 43rd consensus All-American in Penn State history. He collected first-team accolades from the Associated Press and American Football Coaches Association (AFCA) and second-team from the Football Writers Association of America (FWAA), Walter Camp Foundation and Sporting News.
- Tight end Pat Freiermuth was a finalist for the John Mackey Award for the nation's top tight end and took home All-America accolades with a bid on the AFCA second team.

2018 Season

- The Nittany Lions posted their third-straight season with at least nine wins in 2018 with a 9-4 overall record.
- Penn State finished No. 12 in the College Football Playoff rankings and No. 17 in the AP and Amway Coaches polls.
- The defense led the way for the Nittany Lions in 2018, finishing in the top 20 in team passing efficiency (8th; 106.10), red zone defense (11th; .750), passing yards allowed (15th; 181.5) and third down conversion defense (19th; .336).
- The Penn State defense was a permanent fixture in the opposition's backfield, leading the country in sacks (3.62) for the second time in the last four years and ranking fourth in tackles for loss (8.2).
- On the offensive side of the ball, the Nittany Lions posted their highest rushing average (204.9) since 2008 (205.8) and were No. 16 nationally in red zone offense (.897).
- Penn State had 15 players garner All-Big Ten accolades, including two first-team selections in Amani Oruwariye and Yetur Gross-Matos.
- Quarterback Trace McSorley capped his career as PSU's career record holder for passing yards (9,899), completions (720), 300-yard passing games (10), 200-yard passing games (28), rushing yards by a quarterback (1,697), rushing touchdowns by a quarterback (30), passing touchdowns (77), total offense yards (11,596), touchdowns responsible for (107), wins as a starting quarterback (31) and consecutive games with a touchdown pass (34).
- In addition, McSorley set eight season records during his time in the Blue & White - passing yards, passing touchdowns, completions, 200-yard passing games, 300-yard passing games, rushing touchdowns by a quarterback, total offense yards, touchdowns responsible for and the game record for yards of total offense.
- Blake Gillikin set the Penn State record for punting average in a season with a 44.00 mark, besting the previous record of 43.55 set by Ralph Giacomarro in 1981.

2017 Season

- Penn State continued to be among the nation's elite in 2017, climbing as high as No. 2 in the rankings and appearing in a second-straight New Year's Six bowl, earning a 35-28 win over No. 11 Washington in the PlayStation Fiesta Bowl.
- The Nittany Lions earned back-to-back 11-win seasons for the fifth time in program history and first time since 2008 and 2009 with an 11-2 record.
- Penn State finished the season No. 8 in the Associated Press and Amway Coaches polls and No. 9 in the final College Football Playoff rankings.
- The Nittany Lions used a balanced attack with a high-scoring offense and a stingy defense to lead the nation in scoring differential with a +24.6 margin.
- Offensively, Penn State finished seventh nationally with a 41.1 scoring average, the third-highest in program history, and 19th in total offense with a 460.3 average, which also ranked third in PSU history.
- Defensively, the Nittany Lions were seventh in the country in scoring average (16.5 ppg) and sacks (3.23 spg), while coming in 17th in total defense (329.5).
- Running back Saquon Barkley finished a stellar collegiate career by winning the Paul Hornung Award for the nation's most versatile player, three major Big Ten awards – Graham-George Big Ten Offensive Player of the Year, Ameche-Dayne Big Ten Running Back of the Year, Rodgers-Dwight Big Ten Return Specialist of the Year – and the Chicago Tribune Silver Football for the second-straight season. Barkley became just the fifth player since 1924 to win two career Silver Football honors.
- Barkley became the 100th first-team All-American in program history with Consensus All-America honors and finished fourth in the Heisman Trophy voting.
- The Nittany Lions had 18 players garner All-Big Ten accolades, including four first-team selections in Barkley (running back and return specialist), Marcus Allen and Mike Gesicki.
- McSorley, who was the Offensive MVP of the PlayStation Fiesta Bowl, followed up his record-breaking 2016 campaign with another outstanding season. In 2017, McSorley broke the Penn State single-season record for completions (284), total offense (4,061), touchdowns responsible for (37), 300-yard passing games (5) and 200-yard passing games (11).
- McSorley also became the second player in Big Ten history with 25 passing touchdowns and 10 rushing scores in a season, joining Ohio State's J.T. Barrett (2014, 2017).
- Wide receiver DaeSean Hamilton ended his Penn State career as the program's career receptions leader (214) and second in school history in receiving yards (2,842).
- The Nittany Lions sent nine players to senior all-star games, which is the most since 2003 when nine student-athletes were in postseason games (Senior Bowl: Allen, Gesicki, Hamilton, Christian Campbell; East-West Shrine Bowl: Hamilton, Jason Cabinda, Curtis Cothran, Parker Cothren, Grant Haley; NFLPA Collegiate Bowl: Troy Apke). Apke was the MVP of the NFLPA Collegiate Bowl.



Heather Crowder Photography

HEAD COACH JAMES FRANKLIN

2016 Season

- The Nittany Lions surged in 2016, winning nine consecutive games en route to the Big Ten Championship, a Rose Bowl berth and an 11-3 overall record.
- Penn State finished the season ranked No. 5 in the College Football Playoff rankings and No. 7 in the Associated Press and Amway Coaches polls. It was Penn State's highest finish in the polls since 2005.
- The Nittany Lions claimed their fourth overall Big Ten Championship and first outright title since 1994 with a thrilling 38-31 comeback win over Wisconsin in the Big Ten Championship Game.
- In 2016, Franklin was honored as Sporting News National Coach of the Year and the Woody Hayes National Coach of the Year, as well as the Dave McLain Big Ten Coach of the Year and Associated Press Big Ten Coach of the Year.
- Franklin was also a finalist for the Paul "Bear" Bryant, Eddie Robinson and Associated Press National Coach of the Year awards.
- The 2016 season brought record-breaking performances from the Nittany Lions as the offense set marks for total offense (6,056), passing yards (3,650), points scored (526) and double-digit comeback wins (4).
- The Nittany Lions' +14.4 scoring improvement in 2016 ranked fourth in the nation and second among Power Five schools.
- Barkley was selected as the Graham-George Big Ten Offensive Player of the Year, Ameche-Dayne Big Ten Running Back of the Year and Chicago Tribune Silver Football winner for the conference's top player.
- McSorley was named the Grange-Griffin Big Ten Championship Game MVP and Maxwell Club Tri-State Player of the Year. The second-team All-Big Ten honoree was the first Penn State quarterback to win all-conference honors since Daryll Clark in 2009.
- Defensively the Nittany Lions finished seventh nationally in tackles for loss (8.1) and 19th in sacks (2.86).



2015 Season

- Franklin guided the Nittany Lions to a 7-6 record in 2015 and a berth in the TaxSlayer Bowl.
- Under Franklin's tutelage, Carl Nassib claimed a trio of national awards – Lombardi Award, Lott IMPACT Trophy and Ted Hendricks Award – and became Penn State's 13th unanimous Consensus All-American.
- Nassib also led the nation in sacks with a school-record 15.5.
- The 2015 season also saw Christian Hackenberg break every Penn State career passing record, including passing yards, passing touchdowns and completions, and true freshman Saquon Barkley set the freshman season rushing record with a 1,000-yard campaign.
- Barkley earned Big Ten Network's Freshman of the Year and claimed second-team All-Big Ten honors, while wide receiver Chris Godwin (second team) and defensive tackles Austin Johnson (second team) and Anthony Zettel (third team) also earned All-Big Ten accolades.

2014 Season

- Franklin's first season was bookended with a pair of thrilling victories for the Nittany Lions. The Penn State head coach's inaugural season began with a final-play 26-24 victory over UCF in Dublin, Ireland, in Penn State's first-ever international game and ended with a comeback, 31-30 overtime win over Boston College in the New Era Pinstripe Bowl in Yankee Stadium. The Nittany Lions overcame a 14-point deficit late in the third quarter, tying the largest comeback in Penn State's bowl history.
- Franklin became just the third Penn State coach to lead the team to at least seven wins in his first season, joining Dick Harlow (1915) and Bill O'Brien (2012).
- Franklin guided the Lions to a 4-0 start, joining Harlow as the only first-year Penn State coaches to win their initial four games.
- In Franklin's first season at Penn State, he helped Mike Hull to the Butkus-Fitzgerald Big Ten Linebacker of the Year award to carry on the "Linebacker U" tradition.
- Zettel earned All-Big Ten first-team honors, while receiver DaeSean Hamilton garnered All-Big Ten second-team accolades after pulling in 82 catches for 899 yards.

NITTANY LIONS IN THE CLASSROOM

- The Nittany Lions posted their first 1,000 single-year APR in program history in 2018-19, topping the previous high of 993 in 2014-15.
- Olumuyiwa Fashanu (2023), Sean Clifford (2021) and Trace McSorley (2018) have all been selected as National Football Foundation (NFF) Scholar-Athletes and finalists for the Campbell Trophy, known as the "Academic Heisman." They are the 18th, 19th and 20th Nittany Lions to be selected as an NFF Scholar-Athlete.
- In 2019, punter Blake Gillikin took home CoSIDA Academic All-America® first-team honors for the second-straight year to become the 12th two-time first-team selection in Penn State history. He graduated with a perfect 4.0 grade-point average in May 2020.
- Gillikin's two first-team CoSIDA Academic All-America honors increased Penn State football's total to 67 honorees, which ranks second in Division I football history (FBS and FCS).
- Tyler Yazujian collected a berth on the CoSIDA Academic All-America® first team in 2016 after an appearance on the second team in 2015.
- A program-record 10 Nittany Lions were named 2020-21 Big Ten Distinguished Scholars, besting the previous mark of nine set a year earlier.
- Penn State had a program-record 38 student-athletes claim Academic All-Big Ten honors in the fall of 2021, besting the previous mark of 35 set by Franklin's squad in 2017.
- In the 2020 fall semester, five student-athletes earned a perfect 4.0 grade-point average (GPA), 37 made Dean's List (3.5 GPA or higher) and 86 posted a 3.0 GPA or higher with the University's alternative COVID-19 grading system in place. The team posted a 3.39 mark with 29 players earning Academic All-Big Ten recognition.
- In the 2020 spring semester, 14 Nittany Lions posted a perfect 4.0 GPA and 89 squad members with at least a 3.0 GPA with the alternative grading also in effect.
- A total of 56 Nittany Lions earned a 3.0 GPA or higher during the 2015 fall semester, which set a school record.
- Fifty-two squad members compiled at least a 3.0 GPA in the fall of 2019, which was the second-highest semester total in program history.

NITTANY LIONS IN THE COMMUNITY

- The Nittany Lions are active in the community, participating in activities such as Uplifting Athletes, THON, Pennsylvania Special Olympics Summer Games, State College Area Food Bank and Penn State Hershey Children's Hospital visits.
- In 2023 and 2024, Penn State Football partnered with Soles4Souls, whose mission is to turn unwanted shoes and clothing into opportunities, keeping them from going to waste and providing relief, creating jobs and empowering people to break the cycle of poverty.

HEAD COACH JAMES FRANKLIN

- Student-athletes spent five days in Guatemala (2023) and the Dominican Republic (2024) in the partnership with Soles4Souls.
- On June 15, 2020, Franklin was named to the Big Ten Equality Coalition, which includes student-athletes, coaches, athletic directors, chancellors, presidents and other members of the Big Ten family representing all 14 member institutions.
- Franklin and his wife, Fumi, established the Franklin Family Educational Equity Scholarship to help make the Penn State experience affordable for students who haven't had access to enroll in the past.
- As part of the Cotton Bowl festivities in 2019, Franklin and his family made a \$10,000 financial commitment to the Dallas Children's Hospital.
- In August 2019, Franklin was named a Penn State University Renaissance Fund honoree, which awards outstanding community members for helping students in need.
- Quarterback Sean Clifford (2021) and linebacker Brandon Smith (2017) were selected to the Allstate AFCA Good Works team for their selflessness and community service. Clifford and Smith are the fourth and fifth overall winners of the award in Penn State history.
- Clifford was selected one of three finalists for the Jason Witten Collegiate Man of the Year Award in 2022, recognizing a student-athlete who demonstrates a record of leadership by exhibiting exceptional courage, integrity and sportsmanship on and off the field.
- The engaging and enthusiastic Franklin is a popular speaker and media interview subject. He was a guest analyst on ESPN's coverage from the site of college football's National Championship game, spending a day appearing on various ESPN platforms in 2013 and 2014. In 2015, Franklin joined the FOX studio crew for pregame, halftime and postgame coverage of the Big Ten Championship Game.
- In February 2015, Franklin was the lone college head coach among the speakers and panelists at the prestigious MIT Sloan Sports Analytics Conference in Boston. He was a panelist for the session, "The Formula to Win: College Football Analytics," which was moderated by ESPN reporter Rachel Nichols.
- Franklin has also been an ardent supporter of "Be the Match," encouraging community members to join the national bone marrow registry.

RECRUITING SUCCESS

- Franklin's recruiting classes in the last seven years have been ranked an average of 11.9 nationally.
- Nine of the 15 highest-ranked 247Sports Composite recruits at Penn State since 2000 have been signed by Franklin.
- Penn State landed six out of the top 10 recruits from Pennsylvania in 2023, to go along with 16 total four-star signees.
- For two-straight years in 2022 and 2023, the Nittany Lions landed the No. 1 player in Pennsylvania (Nicholas Singleton and J'ven Williams).
- Franklin and his staff inked the sixth-ranked recruiting class according to 247Sports in 2022, which featured the Gatorade and Maxwell Football Club National High School Player of the Year (Singleton), two No. 1 recruits from their respective states (Singleton and Dani Dennis-Sutton) and six of the top 10 players out of Pennsylvania.
- Penn State's No. 6-ranked recruiting class in 2022 had an average star rating of 3.76 and featured 16 signees who were rated with four stars or higher.
- The 2020 recruiting class finished No. 12 according to ESPN.com, No. 14 by Rivals and No. 15 per 247Sports.
- The 2019 class featured a pair of 247Sports five-star recruits and three No. 1-ranked recruits in their respective states (Brandon Smith, Adisa Issac and Sal Wormley).
- The 3.83 average star ranking for the 2019 class was the highest in program history since the inception of the 247Sports Composite in 2000.
- The 2018 recruiting class was ranked No. 4 by ESPN.com, the highest finish in program history. The class was also ranked No. 5 by Rivals and No. 6 by 247Sports.
- Penn State signed a Rivals No. 1 Pennsylvania recruit in three-straight years (2018 – Micah Parsons; 2017 – Lamont Wade; 2016 – Miles Sanders) for the first time since 2004 (Anthony Morelli), 2005 (Justin King) and 2006 (Jared Odrick).
- In 2018, Penn State inked three 247Sports Composite 5-star recruits for the first time since rankings began in 2001.
- The Nittany Lions also signed 12 ESPN300 recruits in 2018, the first time since 2006 when ESPN rankings started.
- Parsons was the No. 5-rated recruit in the 247Sports Composite, which is the highest recruit signed by Penn State since 2005 when Derrick Williams was the No. 4 overall recruit.
- In 2017, the newest set of Nittany Lions finished in the Top 15 in the country, ranking as high as 12th by Rivals.

- The Class of 2016 at Penn State finished in the top 20, ranking as high as 18th by ESPN, and featured a pair of five-star recruits.
- In 2016, Franklin secured the No. 1 player in the state of Pennsylvania (Sanders) for the first time since Jared Odrick (2006).
- The Nittany Lions laid claim to the No. 1 running back in the state of Pennsylvania in 2015, 2016, 2022 and 2023.
- In February 2015, the Nittany Lions' highly-regarded class of 25 signees was ranked in the top 15 nationally by the four major recruiting services.
- While at Vanderbilt, Franklin assembled a class that finished as high as 19th in 2014.
- In each of his three seasons in Nashville, Franklin signed classes that finished in the top 50 nationally. Prior to Franklin's arrival, the Commodores average class rank was 64.6 since 2000 (based on 247Sports composite).

HELPING THE COMMODORES GET THEIR STRIPES

- Franklin directed Vanderbilt to consecutive Top 25 finishes for the first time in the 124-year history of the program (No. 23/24 – 2013 & No. 23/20 – 2012).
- The Commodores finished 23rd in the final 2012 Associated Press poll, marking their first AP final ranking since 1948.
- Franklin's 24 wins tied Dan McGugin for most by a Vanderbilt coach in his first three seasons.
- Franklin led Vanderbilt to a bowl game in each of his three seasons in Nashville, with the last two years resulting in wins over NC State (Music City Bowl) and Houston (BBVA Compass Bowl). The Commodores had played in four bowl games all-time in the 121 seasons prior to his arrival, none in consecutive years.
- Vanderbilt had posted four nine-win seasons in program history, with Franklin's last two teams comprising half of the total.
- Over the last 20 games during the 2012-13 seasons, the Commodores' 16-4 record was second-best in the SEC to Alabama's 17-3 mark.
- Franklin guided the Commodores to a 6-6 regular-season record and earned a berth in the Liberty Bowl during his first season after inheriting a Vanderbilt team that finished 2-10 in both 2009 and 2010, with a combined mark of 1-15 in SEC play.
- The 2011 bowl berth was Vanderbilt's second since 1983.
- The Commodores had a breakthrough campaign in 2012 under Franklin, finishing on a seven-game winning streak (longest since 1948) to post a 9-4 mark, Vanderbilt's most wins in 97 years, and a berth in the Music City Bowl, in which VU defeated NC State, 38-24.
- A victory at Missouri sparked an 8-1 finish, which included three consecutive SEC road wins for the first time in program history.
- The Commodores were 5-3 in SEC play, winning five SEC games for the first time since 1935, and posted two shutouts for the first time since 1968.



HEAD COACH JAMES FRANKLIN

- Franklin was among five finalists for the Bear Bryant National Coach of the Year award in 2012.
- Wide receiver Jordan Matthews broke the Vanderbilt season receiving record with 1,323 yards on 94 catches in 2012.
- Vanderbilt continued its historic rise under Franklin during the 2013 season, capping a school-record 9-4 campaign with a 41-24 win over Houston in the BBVA Compass Bowl.
- The Commodores defeated Florida, Georgia and Tennessee in the same season for the first time in program history, winning in Gainesville and Knoxville.
- Franklin helped Matthews develop into a two-time All-American and the SEC's career leader in receptions (262) and receiving yardage (3,759). Matthews broke the SEC season record with 112 receptions for 1,477 yards and seven touchdowns in 2013, becoming the first SEC receiver to make 100 catches in a season.

RISING UP THE RANKS

- Franklin began his coaching career as the wide receivers coach at Kutztown (Pa.) University (1995) and was a graduate assistant coach at his alma mater, East Stroudsburg (Pa.) University in 1996, working with the secondary.
- In 1998, Franklin began his participation in the NFL's Minority Coaching Fellowship Program, starting a stint with the Miami Dolphins and working with Hall of Fame quarterback Dan Marino. Franklin also worked with Donovan McNabb of the Philadelphia Eagles (1999) and Minnesota Vikings (2008) in the NFL program.
- He was the wide receivers coach at James Madison (1997), a graduate assistant (tight ends) at Washington State in 1998 and the wide receivers coach at Idaho State (1999).
- In 2000, Franklin was named the wide receivers coach at Maryland under head coach Ron Vanderlinden, who would go on to coach the Penn State linebackers from 2001-13.
- Franklin continued in that role under new head coach Ralph Friedgen in 2002 and 2003 and helped the Terps to three consecutive 10-win seasons, including an appearance in the 2002 FedEx Orange Bowl. In 2003, Franklin added duties as recruiting coordinator and directed back-to-back recruiting classes ranked in the Top 25 nationally. Franklin and former Nittany Lion head coach Bill O'Brien (running backs) were Maryland assistant coaches in 2003 and 2004 under Friedgen.
- After five successful years at Maryland, Franklin was named wide receivers coach on Mike Sherman's Green Bay Packers staff in 2005. During that season, Green Bay ranked third in the NFL in receptions (383) and seventh in receiving yards (3,766). Donald Driver was among the top receivers in the NFL, ranking second in receptions and eighth in receiving yards, with a then-career-high 86 catches for 1,221 yards.

- Franklin served as the offensive coordinator and quarterbacks coach at Kansas State during the 2006-07 seasons under head coach Ron Prince. In 2006, he helped the Wildcats to their first winning season in four years. Franklin coached quarterback Josh Freeman and oversaw an offense that produced a 3,000-yard passer (Freeman), 1,500-yard receiver (All-American wide receiver Jordy Nelson) and 1,000-yard rusher (James Johnson) during the 2007 season, a first in school history. Freeman would go on to become the Wildcats' highest NFL offensive draft pick since 1954 when the Tampa Bay Buccaneers selected him 17th overall in the 2009 NFL Draft.
- Franklin returned to Maryland in 2008 as the Terps' assistant head coach and offensive coordinator. He helped the Terrapins to victories in the 2008 Humanitarian Bowl and the 2010 Military Bowl. The 2010 squad was among the national leaders in scoring offense at 32.2 points per game and was led by ACC Rookie of the Year quarterback Danny O'Brien. He threw for 2,438 yards, 22 touchdowns and only eight interceptions in 2010, with All-ACC receiver Torrey Smith making 67 catches for 1,055 yards and 12 scores.

PLAYING CAREER

- Franklin was a four-year letterman at quarterback and a two-time All-PSAC selection at East Stroudsburg.
- Franklin graduated having broken or tied 23 school records.
- He set seven school records as a senior to earn team MVP honors and was a Harlon Hill Trophy nominee as the NCAA Division II Player of the Year.
- Among the season records he set were for total offense (3,128 yards), passing yards (2,586) and touchdown passes (19).
- Franklin was inducted into the East Stroudsburg Athletics Hall of Fame October 15, 2016.

PERSONAL

- Franklin graduated from East Stroudsburg (Pa.) University in 1995 with a degree in psychology and earned a master's degree in educational leadership from Washington State University.
- Franklin graduated from Neshaminy High School in Langhorne, Pennsylvania.
- Franklin and his wife, Fumi, have two daughters, Shola and Addison.



HEAD COACH JAMES FRANKLIN

BOWL GAMES AS A COACH

As a Head Coach:

2023 Peach Bowl	PSU	L	38-25
2023 Rose Bowl	PSU	W	35-21
2022 Outback Bowl	PSU	L	24-10
2019 Cotton Bowl	PSU	W	53-39
2019 Citrus Bowl	PSU	L	27-24
2017 Fiesta Bowl	PSU	W	35-28
2017 Rose Bowl	PSU	L	52-49
2016 TaxSlayer Bowl	PSU	L	24-17
2014 Pinstripe Bowl	PSU	W	31-30 (OT)
2014 BBVA Compass Bowl	VU	W	41-24
2012 Music City Bowl	VU	W	38-24
2011 Liberty Bowl	VU	L	31-24

As an Assistant Coach:

2010 Military Bowl	UMD	W	51-20
2008 Humanitarian Bowl	UMD	W	42-35
2006 Texas Bowl	KSU	L	37-10
2004 Gator Bowl	UMD	W	41-7
2002 Orange Bowl	UMD	L	56-23
2002 Peach Bowl	UMD	W	30-3

COACHING HONORS

2019	Paul "Bear" Bryant Coach of the Year Finalist
2016	Sporting News National Coach of the Year
	Woody Hayes National Coach of the Year
	Maxwell Club Tri-State Coach of the Year
	College Sports Madness National Coach of the Year
	Eddie Robinson Coach of the Year Finalist
	Paul "Bear" Bryant Coach of the Year Finalist
	Associated Press Coach of the Year Finalist
	George Munger College Coach of the Year Semifinalist
	Big Ten Dave McClain Coach of the Year (media vote)
	Associated Press Big Ten Coach of the Year
	Athlon Sports Big Ten Coach of the Year
	ECAC Division I FBS Coach of the Year
	The Dodd Trophy Coach of the Week. (Oct. 24)
2012	Paul "Bear" Bryant Coach of the Year Finalist

ALL-AMERICANS AS A HEAD COACH

2023	Olumuyiwa Fashanu	1st Team (Consensus)
	Chop Robinson	3rd Team
2022	Olumuyiwa Fashanu	2nd Team
	Kalen King	2nd Team
	Joey Porter Jr.	2nd Team
2021	Jaquan Brisker	2nd Team
	Arnold Ebiketie	2nd Team
	Jordan Stout	2nd Team
	Jahan Dotson	3rd Team
2019	Micah Parsons	1st Team (Consensus)
	Pat Freiermuth	2nd Team
2017	Saquon Barkley	1st Team (Consensus)
	Mike Gesicki	2nd Team
2016	Saquon Barkley	3rd Team
2015	Carl Nassib	1st Team (Consensus)
2014	Mike Hull	2nd Team
2013	Jordan Matthews	1st Team
2012	Jordan Matthews	3rd Team
2011	Casey Hayward	2nd Team

AWARD WINNERS AS A HEAD COACH

2023	Olumuyiwa Fashanu	Rimington-Pace Big Ten Offensive Lineman of the Year
		National Football Foundation Scholar-Athlete
2022	Nicholas Singleton	Thompson-Randle El Big Ten Freshman of the Year
	Chris Stoll	Patrick Mannelly Award Winner
2021	Jordan Stout	Eddleman-Fields Big Ten Punter of the Year
	Sean Clifford	National Football Foundation Scholar-Athlete
		Allstate AFCA Good Works Team
2020	Pat Freiermuth	Kwalick-Clark Big Ten Tight End of the Year
2019	Micah Parsons	Butkus-Fitzgerald Big Ten Linebacker of the Year
2018	Trace McSorley	National Football Foundation Scholar-Athlete
2017	Saquon Barkley	Paul Hornung Award Winner
		Graham-George Big Ten Offensive Player of the Year
		Ameche-Dayne Big Ten Running Back of the Year
		Rodgers-Dwight Big Ten Return Specialist of the Year
		Chicago Tribune Silver Football Award
	Brandon Smith	Allstate AFCA Good Works Team
2016	Saquon Barkley	Graham-George Big Ten Offensive Player of the Year
		Ameche-Dayne Big Ten Running Back of the Year
		Chicago Tribune Silver Football Award
	Tyler Davis	Vlade Award
2015	Carl Nassib	Rotary Lombardi Award
		Ted Hendricks Award
		Lott IMPACT Award
		CBS Sports National Defensive Player of the Year
		Nagurski-Woodson Big Ten Defensive Player of the Year
	Ben Kline	Allstate AFCA Good Works Teams
2014	Mike Hull	Butkus-Fitzgerald Big Ten Linebacker of the Year

FRANKLIN RECORDS VS. OPPONENTS

Akron	2 0	Idaho	1 0	Presbyterian	1 0
Alabama	0 1	Illinois	4 2	Purdue	3 0
Appalachian State	1 0	Indiana	9 1	Rutgers	10 0
Arkansas	0 2	Iowa	5 2	San Diego State	1 0
Army	2 0	Kent State	2 0	South Carolina	0 3
Auburn	3 0	Kentucky	3 1	Temple	2 1
Austin Peay	1 0	Maryland	8 2	Tennessee	2 1
Ball State	1 0	Memphis	1 0	Texas A&M	0 1
Boston College	1 0	Michigan	3 7	UAB	1 0
Buffalo	2 0	Michigan State	5 5	UCF	1 0
Central Michigan	1 0	Minnesota	2 1	UMass	4 0
Cincinnati	0 1	Mississippi	2 2	USC	0 1
Connecticut	1 0	Missouri	1 1	Villanova	1 0
Delaware	1 0	NC State	1 0	Wake Forest	3 0
Elon	1 0	Nebraska	1 1	Washington	1 0
Florida	1 2	Northwestern	3 3	West Virginia	1 0
Georgia	1 3	Ohio	1 0	Wisconsin	3 0
Georgia State	1 0	Ohio State	1 9	Total	112 54
Houston	1 0	Pittsburgh	3 1		



HEAD COACH JAMES FRANKLIN

NFL DRAFT PICKS

As a Head Coach:

2024

Olumuyiwa Fashanu	1	11	Jets
Chop Robinson	1	21	Dolphins
Caedan Wallace	3	68	Patriots
Adisa Isaac	3	93	Ravens
Theo Johnson	4	107	Giants
Hunter Nourzad	5	159	Chiefs
Daequan Hardy	6	219	Bills
Kalen King	7	255	Packers

2023

Joey Porter Jr.	2	32	Steelers
Brenton Strange	2	61	Jaguars
Juice Scruggs	2	62	Texans
Ji'Ayir Brown	3	87	49ers
Sean Clifford	5	149	Packers
Parker Washington	6	185	Jaguars

2022

Jahan Dotson	1	16	Commanders
Arnold Ebiketie	2	38	Falcons
Jaquan Brisker	2	48	Bears
Brandon Smith	4	120	Panthers
Jordan Stout	4	130	Ravens
Tariq Castro-Fields	6	221	49ers
Rasheed Walker	7	249	Packers
Jesse Luketa	7	256	Cardinals

2021

Micah Parsons	1	12	Cowboys
Odafe Oweh	1	31	Ravens
Pat Freiermuth	2	55	Steelers
Shaka Toney	7	246	Commanders
Michal Menet	7	247	Cardinals
Will Fries	7	248	Colts

2020

Yetur Gross-Matos	2	38	Panthers
KJ Hamler	2	46	Broncos
John Reid	4	141	Texans
Cam Brown	6	183	Giants
Robert Windsor	6	193	Colts

2019

Miles Sanders	2	53	Eagles
Connor McGovern	3	90	Cowboys
Shareef Miller	4	138	Eagles
Amani Oruwariye	5	146	Lions
Trace McSorley	6	197	Ravens
Nick Scott	7	243	Rams

2018

Saquon Barkley	1	2	Giants
Mike Gesicki	2	42	Dolphins
Oren Burks (V)	3	88	Packers
Troy Apke	4	109	Redskins
DaeSean Hamilton	4	113	Broncos
Marcus Allen	5	148	Steelers
Christian Campbell	6	182	Cardinals

2017

Zach Cunningham (V)	2	57	Texans
Chris Godwin	3	84	Buccaneers
Will Holden (V)	5	157	Cardinals

2016

Austin Johnson	2	43	Titans
Christian Hackenberg	2	51	Jets
Carl Nassib	2	65	Browns
Anthony Zettel	6	202	Lions
Jordan Lucas	6	204	Dolphins
Stephen Weatherly (V)	7	227	Vikings

2015

Donovan Smith	2	34	Buccaneers
Adrian Amos	5	142	Bears
Jesse James	5	160	Steelers

2014

Jordan Matthews	2	42	Eagles
Wesley Johnson	5	173	Steelers
Andre Hal	7	216	Texans

2013

Zac Stacy	5	160	Rams
Ryan Seymour	7	220	Seahawks

2012

Casey Hayward	2	62	Packers
Tim Fugger	7	214	Colts

As an Assistant Coach:

2011

Torrey Smith	2	58	Ravens
Da'Rel Scott	7	211	Giants

2010

Bruce Campbell	4	106	Raiders
----------------	---	-----	---------

2009

Darrius Heyward-Bey	1	7	Raiders
Josh Freeman	1	17	Buccaneers
Jaimie Thomas	7	236	Colts
Dan Gronkowski	7	255	Lions

2008

Jordy Nelson	2	36	Packers
--------------	---	----	---------

2007

Yamon Figurs	3	74	Ravens
Thomas Clayton	6	186	49ers

(V) - Indicates Franklin coached NFL Draft pick while at Vanderbilt.

ALL-CONFERENCE SELECTIONS AS A HEAD COACH

2023

Abdul Carter	1st
Olumuyiwa Fashanu	1st
Adisa Isaac	1st
Chop Robinson	1st
Kaytron Allen	2nd
Alex Felkins	2nd
Daequan Hardy	2nd (RS)
	3rd (DB)
Kalen King	2nd
Hunter Nourzad	2nd
Dani Dennis-Sutton	3rd
Johnny Dixon	3rd
Nicholas Singleton	3rd (RB)
	HM (RS)
Tyler Warren	3rd
Drew Allar	HM
Zane Durant	HM
Dvon J-Thomas	HM
Olaivavega Ioane	HM
Curtis Jacobs	HM
Theo Johnson	HM
Kobe King	HM
KeAndre Lambert-Smith	HM
JB Nelson	HM
Jaylen Reed	HM
Riley Thompson	HM
Caedan Wallace	HM
Kevin Winston Jr.	HM
Sal Wormley	HM

2022

Joey Porter Jr.	1st
Abdul Carter	2nd
PJ Mustipher	2nd
Olumuyiwa Fashanu	2nd
Nicholas Singleton	2nd (RS)
	3rd (RB)
Ji'Ayir Brown	3rd
Adisa Isaac	3rd
Kalen King	3rd
Juice Scruggs	3rd
Brenton Strange	3rd
Barney Amor	HM
Sean Clifford	HM
Johnny Dixon	HM
Bryce Effner	HM
Curtis Jacobs	HM
Hunter Nourzad	HM
Jake Pinegar	HM
Chop Robinson	HM
Nick Tarburton	HM
Parker Washington	HM
Sal Wormley	HM

2021

Jaquan Brisker	1st
Jahan Dotson	1st (WR)
	3rd (RS)
Arnold Ebiketie	1st
Jordan Stout	1st (P)
	HM (K)
Ellis Brooks	2nd
PJ Mustipher	2nd
Ji'Ayir Brown	3rd
Jesse Luketa	3rd
Joey Porter Jr.	3rd
Brandon Smith	3rd
Rasheed Walker	3rd
Tariq Castro-Fields	HM
Sean Clifford	HM
Curtis Jacobs	HM
Juice Scruggs	HM
Mike Miranda	HM
Brenton Strange	HM

2020

Pat Freiermuth	1st
Odafe Oweh	1st
Shaka Toney	1st
Will Fries	2nd
Mike Miranda	2nd
Jaquan Brisker	3rd
Jahan Dotson	3rd (WR)
	HM (RS)
Michal Menet	3rd
Joey Porter Jr.	3rd
Lamont Wade	3rd
Rasheed Walker	3rd
Tariq Castro-Fields	HM
PJ Mustipher	HM
Antonio Shelton	HM
Brandon Smith	HM

2019

Yetur Gross-Matos	1st
Micah Parsons	1st
Pat Freiermuth	2nd
Steven Gonzalez	2nd
KJ Hamler	2nd (WR)
	HM (RS)
Shaka Toney	2nd
Cam Brown	3rd
Tariq Castro-Fields	3rd
Robert Windsor	3rd
Journey Brown	HM
Sean Clifford	HM
Will Fries	HM
Blake Gillikin	HM
Michal Menet	HM
Jan Johnson	HM
Jake Pinegar	HM
John Reid	HM
Garrett Taylor	HM
Lamont Wade	HM

2018

Amani Oruwariye	1st
Yetur Gross-Matos	1st
Trace McSorley	2nd
Miles Sanders	2nd
Ryan Bates	3rd
Connor McGovern	3rd
Shareef Miller	3rd
Pat Freiermuth	HM
Steven Gonzalez	HM
KJ Hamler	HM
	(WR & RS)
Michal Parsons	HM
John Reid	HM
Nick Scott	HM
Garrett Taylor	HM
Robert Windsor	HM

2017

Marcus Allen	1st
Saquon Barkley	1st (RB & RS)
Mike Gesicki	1st
Jason Cabinda	2nd
Blake Gillikin	2nd
DaeSean Hamilton	2nd
Trace McSorley	2nd
Amani Oruwariye	2nd
DeAndre Thompkins	2nd
Ryan Bates	3rd
Shareef Miller	3rd
Troy Apke	HM
Christian Campbell	HM
Curtis Cothran	HM
Parker Cothren	HM
Grant Haley	HM
Juwan Johnson	HM

2016

Saquon Barkley	1st
Tyler Davis	1st
Trace McSorley	2nd
Garrett Sickels	2nd
Mike Gesicki	2nd
Evan Schwan	3rd
Jason Cabinda	3rd
Marcus Allen	3rd
Chris Godwin	3rd
Brandon Bell	HM
Parker Cothren	HM
Brian Gaia	HM
Blake Gillikin	HM
John Reid	HM

2015

Carl Nassib	1st
Saquon Barkley	2nd
Chris Godwin	2nd
Austin Johnson	2nd
Anthony Zettel	3rd
Marcus Allen	HM
Jason Cabinda	HM
Grant Haley	HM
DaeSean Hamilton	HM
Trevor Williams	HM

2014

Mike Hull	1st
Anthony Zettel	1st
Sam Ficken	2nd
DaeSean Hamilton	2nd
Adrian Amos	2nd
Deion Barnes	HM
Jesse James	HM
Austin Johnson	HM
Jordan Lucas	HM
Angelo Mangiro	HM
Trevor Williams	HM

2013

Kenny Ladler	1st
Jordan Matthews	1st
Andre Hal	2nd
Wesley Johnson	2nd

2012

Jordan Matthews	1st
Richard Kent	2nd
Zac Stacy	2nd

2011

Tim Fugger	2nd
Casey Hayward	2nd
Zac Stacy	2nd

HM - honorable mention

HEAD COACH JAMES FRANKLIN

FRANKLIN YEAR-BY-YEAR RESULTS

AT VANDERBILT

2011 6-7, 2-6 (T-4th SEC)

S	9	at ElonW	45-24
S	10	ConnecticutW	24-21
S	17	Mississippi*W	30-7
S	24	at South Carolina [12]*L	3-21
O	8	at Alabama [2]*L	0-34
O	15	Georgia*L	28-33
O	22	ArmyW	44-21
O	29	Arkansas [8]*L	28-31
N	5	at Florida*L	21-26
N	12	Kentucky*W	38-8
N	19	at Tennessee*L	21-27 (OT)
N	26	Wake ForestW	41-7
Liberty Bowl (Memphis, Tenn.)				
D	31	CincinnatiL	24-31

SEC: Tied for third in East Division

2012 9-4, 5-3 (4th SEC)

S	3	South Carolina [9]*L	13-17
S	10	at NorthwesternL	13-23
S	17	PresbyterianW	58-0
S	24	at Georgia [5]*L	3-48
O	8	at Missouri*W	19-15
O	15	Florida [4]*L	17-31
O	22	Auburn*W	17-13
O	29	UMassW	49-7
N	5	at Kentucky*W	40-0
N	12	at Mississippi*W	27-26
N	19	Tennessee*W	41-18
N	26	at Wake ForestW	55-21
Music City Bowl (Nashville, Tenn.)				
D	31	[23] NC StateW	38-24

SEC: Fourth in East Division

2013 9-4, 4-4 (T-4th SEC)

A	29	Mississippi*L	35-39
S	7	Austin PeayW	38-3
S	14	at South Carolina*L	25-35
S	21	at UMassW	24-7
S	28	UABW	52-24
O	5	Missouri*L	28-51
O	19	Georgia [15]*W	31-27
O	26	at Texas A&M [16]*L	24-56
N	9	at Florida*W	34-17
N	16	Kentucky*W	22-6
N	23	at Tennessee*W	14-10
N	30	Wake ForestW	23-21
BBVA Compass Bowl (Birmingham, Ala.)				
J	4	HoustonW	41-24

SEC: Tied for fourth in East Division

AT PENN STATE

2014 7-6, 4-4 (3rd B1G)

Croke Park Classic (Dublin, Ireland)				
A	30	UCFW	26-24
S	6	AkronW	21-3
S	13	at Rutgers*W	13-10
S	20	UMassW	48-7
S	27	Northwestern*L	6-29
O	11	at Michigan*L	13-18
O	25	Ohio State [13]*L	24-31 (2OT)
N	1	Maryland*L	19-20
N	8	at Indiana*W	13-7
N	15	TempleW	30-13
N	22	at Illinois*L	14-16
N	29	Michigan St.*L	10-34
Pinstripe Bowl (New York, N.Y.)				
D	27	Boston CollegeW	31-30 (OT)

Big Ten: Tied for third in Leaders Division

2015 7-6, 4-4 (4th B1G)

S	5	at TempleL	10-27
S	12	BuffaloW	27-14
S	19	Rutgers*W	28-3
S	26	San Diego StateW	37-21
O	3	ArmyW	20-14
O	10	Indiana*W	29-7
O	17	at Ohio State [1]*L	10-38
O	24	Maryland*W	31-30
(Baltimore, M&T Bank Stadium)				
O	31	Illinois*W	39-0
N	7	at Northwestern [21]*L	21-23
N	21	Michigan [13]*L	16-28
N	28	at Michigan St.*L	16-55
TaxSlayer Bowl (Jacksonville, Fla.)				
J	2	GeorgiaL	17-24

Big Ten: Fourth in East Division

2016 11-3, 8-1 (T-1st B1G)

S	3	Kent StateW	33-13
S	10	at PittsburghL	39-42
S	17	TempleW	34-27
S	24	at Michigan* [4]L	10-49
O	1	Minnesota*W	29-26 (OT)
O	8	Maryland*W	38-14
O	22	Ohio State* [2]W	24-21
O	29	[24] at Purdue*W	62-24
N	5	[20] Iowa*W	41-14
N	12	[12] at Indiana*W	45-31
N	19	[9] at Rutgers*W	39-0
N	26	[8] Michigan St.*W	45-12

Big Ten Championship Game (Indianapolis, Ind.)

D 3 [8] vs. Wisconsin [6].....W 38-31

Rose Bowl (Pasadena, Calif.)

J 2 [5] vs. USC [9].....L 49-52

Big Ten: Tied for first in East Division

Final Rankings: CFP 5th, AP 7th, Coaches 7th

2017 11-2, 7-2 (T-2nd B1G)

S	2	[6] AkronW	52-0
S	9	[4] PittsburghW	33-14
S	16	[5] Georgia StateW	56-0
S	23	[4] at Iowa*W	21-19
S	30	[4] Indiana*W	45-14
O	7	[4] at Northwestern*W	31-7
O	21	[2] Michigan* [19]W	42-13
O	28	[2] at Ohio State* [6]L	38-39
N	4	[7] at Michigan St.* [24]L	24-27
N	11	[16] Rutgers*W	35-6
N	18	[13] Nebraska*W	56-44
N	25	[12] at Maryland*W	66-3
PlayStation Fiesta Bowl (Glendale, Ariz.)				
D	30	[9] vs. Washington [12]W	35-28

Big Ten: Tied for second in East Division

Final Rankings: CFP 9th, AP 8th, Coaches 8th

2018 9-4, 6-3 (3rd B1G)

S	1	[10] Appalachian St.W	45-38 (OT)
S	8	[13] at PittsburghW	51-6
S	15	[11] Kent StateW	63-10
S	21	[T10] at Illinois*W	63-24
S	29	[9] Ohio State* [4]L	26-27
O	13	[8] Michigan State*L	17-21
O	20	[18] at Indiana*W	33-28
O	27	[17] Iowa* [18]W	30-24
N	3	[14] at Michigan* [5]L	7-42
N	10	[21] Wisconsin*W	22-10
N	17	[16] at Rutgers*W	20-7
N	24	[15] Maryland*W	38-3
VRBO Citrus Bowl (Orlando, Fla.)				
J	1	[13] vs. Kentucky [16]L	24-27

Big Ten: Third in East Division

Final Rankings: CFP 12th, AP 13th, Coaches 12th

2019 11-2, 7-2 (2nd B1G)

A	31	[15] IdahoW	79-7
S	7	[15] BuffaloW	45-13
S	14	[13] PittsburghW	17-10
S	27	[12] at Maryland*W	59-0
O	5	[12] Purdue*W	35-7
O	12	[10] at Iowa* [17]W	17-12
O	19	[7] Michigan* [16]W	28-21
O	26	[6] at Michigan StateW	28-7
N	9	[5] at Minnesota* [13]L	26-31
N	16	[9] Indiana* [24]W	34-27
N	23	[9] at Ohio State* [2]L	17-28
N	30	[12] Rutgers*W	27-6

Goodyear Cotton Bowl (Arlington, Texas)

D 28 [13] vs. Memphis [15].....W 53-39

Big Ten: Second in East Division

Final Rankings: CFP 9th, AP 9th, Coaches 10th

2020 4-5, 4-5 (3rd B1G)

O	24	[8] at Indiana* [RV]L	35-36 (OT)
O	31	[18] Ohio State* [3]L	25-38
N	7	Maryland*L	19-35
N	14	at Nebraska*L	23-30
N	21	Iowa* [RV]L	21-41
N	28	at Michigan*W	27-17
D	5	at Rutgers*W	23-7
D	12	Michigan State*W	39-24
D	19	Illinois*W	56-21

Big Ten: Third in East Division

2021 7-6, 4-5 (4th B1G)

S	4	[19] at Wisconsin* [12]W	16-10
S	11	[11] Ball StateW	44-13
S	18	[10] Auburn [22]W	28-20
S	25	[6] VillanovaW	38-17
O	2	[4] Indiana*W	24-0
O	9	[4] at Iowa [3]*L	20-23
O	23	[7] Illinois*L	18-20 (9OT)
O	30	[20] at Ohio State [5]*L	24-33
N	6	[22] at Maryland*W	31-14
N	13	[23] Michigan [9]*L	17-21
N	20	Rutgers*W	28-0
N	27	at Michigan State [12]*L	27-30

Outback Bowl (Tampa, Fla.)

J 1 vs. Arkansas [22].....L 10-24

Big Ten: Fourth in East Division

2022 11-2, 7-2 (3rd B1G)

S	1	[RV] at Purdue* [RV]W	35-31
S	10	[RV] OhioW	46-10
S	17	[22] at Auburn [RV]W	41-12
S	24	[14] Central MichiganW	33-14
O	1	[11] Northwestern*W	17-7
O	15	[10] at Michigan* [5]L	17-41
O	22	[16] Minnesota* [RV]W	45-17
O	29	[13] Ohio State* [2]L	31-44
N	5	[15] at Indiana*W	45-14
N	12	[14] Maryland*W	30-0
N	19	[11] at Rutgers*W	55-10
N	26	[11] Michigan State*W	35-16

Rose Bowl (Pasadena, Calif.)

J 2 [11] vs. Utah [8].....W 35-21

Big Ten: Third in East Division

Final Rankings: CFP 11th, AP 7th, Coaches 7th

2023 10-3, 7-2 (3rd B1G)

S	2	[7] West VirginiaW	38-15
S	9	[7] DelawareW	63-7
S	16	[7] Illinois*W	30-13
S	23	[7] Iowa* [24]W	31-0
S	30	[6] at NorthwesternW	41-13
O	14	[6] UMassW	63-0
O	21	[7] at Ohio State* [3]L	20-12
O	28	[10] Indiana*W	33-24
N	4	[11] at Maryland*W	51-15
N	11	[10] Michigan* [3]L	24-15
N	18	[12] RutgersW	27-6

Ford Field (Detroit, Mich.)

N 24 [11] at Michigan State*.....W 42-0

Chick-fil-A Peach Bowl (Atlanta, Ga.)

D 30 [10] Ole Miss [11].....L 38-25

Big Ten: Third in East Division

Final Rankings: CFP 10th, AP 13th, Coaches 13th

* - indicates conference game

STATISTICAL HIGHS & LOWS UNDER JAMES FRANKLIN

PENN STATE

Total Offense Highs

673.....Idaho, 2019
643.....Kent State, 2018
619.....at Maryland, 2019
609.....Nebraska, 2017
599.....Iowa, 2016
591.....at Illinois, 2018
586.....at Michigan State, 2023
580.....Illinois, 2020
579.....at Iowa, 2017
572.....Ohio, 2022

Total Offense Lows

180.....at Temple, 2015
186.....at Michigan, 2018
191.....at Michigan, 2016
207.....Michigan, 2015
214.....at Michigan, 2014
219.....Maryland, 2014
227.....at Ohio State, 2019
227.....Illinois, 2021
233.....Michigan State, 2014
238.....Michigan, 2023

First Down Highs

35.....Idaho, 2019
34.....Delaware, 2023
32.....Nebraska, 2017
32.....Ball State, 2021
31.....at Illinois, 2018
30.....at Maryland, 2019
30.....Maryland, 2020
30.....at Nebraska, 2020
29.....at Iowa, 2017
28.....Maryland, 2016
28.....at Maryland, 2017
28.....Maryland, 2018
28.....Illinois, 2020
28.....Iowa, 2023
28.....UMass, 2023

First Down Lows

9.....at Temple, 2015
9.....at Michigan, 2022
11.....at Michigan, 2018
11.....at Wisconsin, 2021
12.....Army, 2015
12.....at Michigan, 2016
13.....Ohio State, 2016
14.....Northwestern, 2014
14.....at Ohio State, 2015
14.....Michigan, 2015
14.....Pittsburgh, 2017
14.....Michigan State, 2018
14.....Buffalo, 2019
14.....Michigan, 2019
14.....Illinois, 2021

Rushing Yardage Highs

396.....vs. Memphis, 2019
387.....at Illinois, 2018
372.....Maryland, 2016
359.....Iowa, 2016
340.....at Rutgers, 2016
331.....Idaho, 2019
330.....Rutgers, 2015
315.....Delaware, 2023
310.....Maryland, 2018
297.....Kent State, 2018

Rushing Yardage Lows

16.....Ohio State, 2014
33.....at Ohio State, 2021
38.....Michigan State, 2014
39.....Indiana, 2017
42.....Maryland, 2014
44.....Ohio State, 2020
48.....at Maryland, 2015
49.....at Ohio State, 2023
50.....Northwestern, 2014
50.....at Wisconsin, 2021

Rushing Attempts Highs

62.....Maryland, 2016
60.....Delaware, 2023
58.....Northwestern, 2022
57.....at Rutgers, 2020
57.....Iowa, 2023
53.....Iowa, 2019
53.....vs. Memphis, 2019
53.....Illinois, 2020
52.....Iowa, 2016
52.....at Indiana, 2020
52.....at Nebraska, 2020

Rushing Attempts Lows

18.....at Wisconsin, 2021
22.....Michigan State, 2014
22.....Michigan, 2015
22.....at Michigan, 2022
24.....Pittsburgh, 2017
24.....Georgia State, 2017
24.....Buffalo, 2019
25.....Northwestern, 2014
26.....Michigan State, 2021
26.....at Ohio State, 2023

Passing Yardage Highs

454.....vs. UCF, 2014
429.....Villanova, 2021
421.....at Maryland, 2019
401.....at Michigan State, 2017
394.....at Ohio State, 2021
386.....Michigan State, 2016
384.....vs. Wisconsin, 2016
371.....vs. Boston College, 2014
371.....Ohio State, 2022
363.....at Maryland, 2021

Passing Yardage Lows

74.....Michigan, 2023
81.....Rutgers, 2019
88.....Rutgers, 2023
93.....at Illinois, 2014
103.....at Temple, 2015
112.....Temple, 2014
118.....at Michigan, 2018
120.....at Ohio State, 2015
121.....at Michigan, 2016
128.....Buffalo, 2015
128.....at Ohio State, 2019

Passing Attempt Highs

57.....Maryland, 2020
52.....at Ohio State, 2021
50.....Ohio State, 2014
50.....vs. Boston College, 2014
48.....at Iowa, 2017
48.....at Michigan State, 2017
47.....vs. UCF, 2014
47.....at Michigan State, 2015
47.....at Maryland, 2021
47.....Ohio State, 2022

Passing Attempt Lows

13.....at Ohio State, 2015
14.....Rutgers, 2023
15.....Rutgers, 2019
16.....at Illinois, 2014
17.....at Michigan, 2018
18.....Iowa, 2016
19.....Rutgers, 2015
19.....Army, 2015
19.....Maryland, 2016
20.....at Illinois, 2018
20.....vs. Memphis, 2019
20.....Northwestern, 2022

Passing Completion Highs

35.....at Ohio State, 2021
34.....vs. Boston College, 2014
32.....vs. UCF, 2014
32.....vs. Washington, 2014
32.....Ohio State, 2022
31.....Ohio State, 2014
31.....at Iowa, 2017
31.....Ohio, 2022
29.....at Northwestern, 2017
29.....at Maryland, 2019
29.....Auburn, 2021

Passing Completion Lows

7.....at Ohio State, 2015
7.....Rutgers, 2023
8.....at Illinois, 2014
8.....Ohio State, 2016
8.....at Michigan, 2018
8.....Rutgers, 2019
10.....Rutgers, 2015
10.....Army, 2015
10.....Maryland, 2016
10.....Northwestern, 2022

Scoring Highs

79.....Idaho, 2019
66.....at Maryland, 2017
63.....Kent State, 2018
63.....at Illinois, 2018
63.....Delaware, 2023
63.....UMass, 2023
62.....Purdue, 2016
59.....at Maryland, 2019
56.....Georgia State, 2017
56.....Nebraska, 2017
56.....Illinois, 2020

Scoring Lows

6.....Northwestern, 2014
7.....at Michigan, 2018
10.....Michigan State, 2014
10.....at Temple, 2015
10.....at Ohio State, 2015
10.....at Michigan, 2016
10.....vs. Arkansas, 2021
12.....at Ohio State, 2023
13.....at Rutgers, 2014
13.....at Michigan, 2014
13.....at Indiana, 2014

Total Offense Highs

575.....vs. USC, 2016
563.....at Michigan, 2022
554.....at Indiana, 2018
542.....vs. Memphis, 2019
529.....at Ohio State, 2017
526.....Ohio State, 2020
515.....at Michigan, 2016
474.....at Michigan State, 2017
469.....Minnesota, 2016
466.....at Ohio State, 2021
466.....vs. Maryland, 2015
466.....Nebraska, 2017

Total Offense Lows

53.....at Michigan State, 2023
76.....Iowa, 2023
87.....at Rutgers, 2016
104.....Purdue, 2019
109.....UMass, 2023
128.....at Maryland, 2019
134.....Maryland, 2022
140.....Delaware, 2023
145.....Idaho, 2019
159.....Akron, 2017

First Down Highs

33.....vs. USC, 2016
32.....at Indiana, 2018
31.....Minnesota, 2016
29.....at Wisconsin, 2021
29.....at Maryland, 2021
28.....at Michigan, 2022
27.....at Ohio State, 2017
27.....at Ohio State, 2019
27.....vs. Memphis, 2019
26.....Michigan State, 2016
26.....at Illinois, 2018
26.....Michigan, 2019
26.....Illinois, 2021
26.....at Purdue, 2022

First Down Lows

4.....Iowa, 2023
5.....at Rutgers, 2016
5.....Idaho, 2019
5.....Delaware, 2023
5.....at Michigan State, 2023
8.....Temple, 2014
8.....Purdue, 2019
9.....at Rutgers, 2022
9.....UMass, 2023
10.....Rutgers, 2017
10.....at Maryland, 2019
10.....Rutgers, 2021

Rushing Yardage Highs

418.....at Michigan, 2022
357.....Illinois, 2021
353.....vs. Arkansas, 2021
341.....at Pitt, 2016
326.....at Michigan, 2016
315.....at Ohio State, 2015
285.....vs. Boston College, 2014
261.....Army, 2015
259.....at Michigan, 2018
245.....at Pittsburgh, 2018
245.....at Illinois, 2018

OPPONENTS

Rushing Yardage Lows

-49.....at Maryland, 2023
-35.....at Michigan State, 2023
-19.....Purdue, 2019
3.....UMass, 2014
4.....Idaho, 2019
20.....Iowa, 2023
24.....vs. UCF, 2014
24.....Pittsburgh, 2019
25.....Michigan State, 2022
30.....Iowa, 2016

Rushing Attempts Highs

67.....Illinois, 2021
61.....at Ohio State, 2019
58.....Buffalo, 2019
58.....at Wisconsin, 2021
58.....vs. Arkansas, 2021
57.....Ohio State, 2014
56.....at Pitt, 2016
55.....Army, 2015
55.....at Rutgers, 2018
55.....at Michigan, 2022

Rushing Attempts Lows

16.....at Maryland, 2023
17.....Iowa, 2023
20.....Temple, 2014
22.....at Purdue, 2022
23.....at Iowa, 2017
23.....Central Michigan, 2022
24.....Indiana, 2021
24.....Delaware, 2023
25.....Akron, 2014
25.....at Maryland, 2017
25.....Pittsburgh, 2019
25.....Michigan State, 2022

Passing Yardage Highs

479.....vs. Memphis, 2019
453.....vs. USC, 2016
400.....at Michigan State, 2017
399.....Nebraska, 2017
372.....Pittsburgh, 2019
371.....Indiana, 2019
371.....at Maryland, 2021
365.....at Purdue, 2022
354.....Ohio State, 2022
344.....at Indiana, 2016

Passing Yardage Lows

32.....Army, 2015
38.....Illinois, 2021
43.....Rutgers, 2017
45.....UMass, 2023
46.....at Rutgers, 2018
48.....at Rutgers, 2016
55.....at Pittsburgh, 2018
56.....Iowa, 2023
58.....Delaware, 2023
60.....Wisconsin, 2018
60.....Michigan, 2023

Passing Attempt Highs

60.....at Purdue, 2022
58.....at Maryland, 2021
56.....at Michigan State, 2017
55.....Purdue, 2016
55.....at Indiana, 2018
54.....vs. USC, 2016
53.....Michigan State, 2018
53.....vs. Memphis, 2019
52.....Central Michigan, 2022
51.....Pittsburgh, 2019

Passing Attempt Lows

1.....Army, 2015
8.....Michigan, 2023
15.....at Pitt, 2016
15.....vs. Kentucky, 2018
16.....Maryland, 2016
16.....at Rutgers, 2018
16.....Iowa, 2023
16.....Rutgers, 2023
17.....at Rutgers, 2016
17.....at Michigan, 2018
17.....Delaware, 2023

Passing Completion Highs

41.....at Maryland, 2021
36.....Purdue, 2016
35.....at Indiana, 2018
35.....Pittsburgh, 2019
33.....vs. USC, 2016
33.....at Ohio State, 2017
33.....at Michigan State, 2017
33.....vs. Memphis, 2019
31.....Indiana, 2019
31.....at Maryland, 2023

Passing Completion Lows

1.....Army, 2015
5.....at Rutgers, 2018
6.....Delaware, 2023
6.....Iowa, 2023
7.....at Rutgers, 2016
7.....Rutgers, 2017
7.....Michigan, 2023
8.....Illinois, 2020
8.....Illinois, 2021
9.....at Pittsburgh, 2018
9.....Wisconsin, 2018
9.....vs. Kentucky, 2018
9.....Minnesota, 2022
9.....UMass, 2023

Scoring Highs

55.....at Michigan State, 2015
52.....vs. USC, 2016
49.....at Michigan, 2016
44.....Nebraska, 2017
44.....Ohio State, 2022
42.....at Pitt, 2016
42.....at Michigan, 2018
41.....Iowa, 2020
41.....at Michigan, 2022
39.....at Ohio State, 2017
39.....vs. Memphis, 2019

Scoring Lows

0.....Illinois, 2015
0.....at Rutgers, 2016
0.....Akron, 2017
0.....Georgia State, 2017
0.....at Maryland, 2019
0.....Indiana, 2021
0.....Rutgers, 2021
0.....Maryland, 2022
0.....Iowa, 2023
0.....UMass, 2023
0.....at Michigan State, 2023

HEAD COACH JAMES FRANKLIN

WHAT THEY'RE SAYING ABOUT JAMES FRANKLIN

"I've had the chance to work closely with Coach Franklin and I can't say enough good things about his approach, his work ethic, his passion for the game and his ability to teach the game. He's a tireless recruiter and one of those coaches who can get the most out of his players and is excellent at making and maintaining relationships."

- **Darrell Bevell, Quarterbacks Coach and Passing Game Coordinator, Miami Dolphins**

"To this day, the most rewarding opportunity in my career was getting to be a graduate assistant for Coach Franklin at Penn State. It changed my life. So much of who I am as a coach is because of him. No one taught me more about the importance of making relationships meaningful and intentional. He pushed me as a coach and I grew because of him. His attention to detail from day one is unlike anyone I've been around, and his strong belief in his core values, all of which are still ingrained in me today, speaks to the man and coach he is. It was privilege to work for and learn from Coach."

- **Joe Brady, Offensive Coordinator, Buffalo Bills**

"Coach Franklin has a lot of energy. He has a great vision. He's a terrific coach. He's an outstanding recruiter. You've got to be able to get both players who are talented and ready to go, and players who can develop into elite level players. James has been able to do both. His staff has coached them well and they've established expectations and standards for the program. He's developed a culture that really is a championship level culture at Penn State."

- **Rece Davis, ESPN**

"What else can you say about James? He won the Big Ten Championship in his third year following what was the most difficult time in Penn State's football history. Here's what else you can say - He's a student of the game, highly organized, coach's his coaches and is one of the best recruiters in the country."

- **Gerry DiNardo, Big Ten Network**

"It was an honor to have James Franklin as a coach. He brings out the passion and the love for the game in everyone. He is a leader, he knows how to win and he brings a relentless work ethic. He is a tremendous motivator on and off the field. He's done an amazing job and will continue to be an asset to the Penn State campus, community and football program."

- **Donald Driver, Former Green Bay Packers Wide Receiver and Player of Franklin**

"Coach Franklin was an outstanding player and has been an outstanding coach. James is the type of individual who has a great passion for the game of football. He has goals and aspirations. He is enthusiastic and has an outstanding work ethic. He applied those attributes as a player and has applied them to his coaching and that is why he has been able to have so much success everywhere he has been. He is an outstanding communicator and that parlays into being a great recruiter. He brings as much enthusiasm and passion for Penn State as the fan base does."

- **Denny Douds, Franklin's College Head Coach at East Stroudsburg**

"I think right now Coach Franklin has proven to be one of the three best coaches in college football because of what he's accomplished the past decade. What he did at Vanderbilt was remarkable. He led the Commodores to Top 25 poll finishes in two of his three seasons. Keep in mind, that was a program that hadn't finished in the Top 25 for more than 60 years before his arrival. I don't think he gets anywhere near enough credit for that transformation. Then, he takes over a Penn State program that was still reeling from hefty sanctions and also was thrust into arguably the toughest division in college football, stacked with top coaches. By his third season, Franklin led the Nittany Lions to a Big Ten title."

- **Bruce Feldman, The Athletic/FOX Sports**

"I have been very fortunate to attend several leadership events with James. His deep understanding of the value of developing a successful culture is readily apparent. But in addition, it is also apparent he is also constantly striving to learn and better himself. His questions, his perspectives and his insights always carry a great deal of weight with others in attendance. While striving to better himself, James is making all of us in attendance better. Candidly his presence at these events is one of the absolute keys to their success. I promise you every attendee feels this way."

- **Jeremy Foley, Former Director of Athletics at Florida**

"Coach has meant so much to me, both on and off the field. One of the best things that ever happened to me was getting to work with Coach Franklin. I was very raw, and needed development in really every area. Coach taught me proper footwork, how to better understand pass routes and schemes, just how to play the position. Truly, to this day, my fundamental foundation as a quarterback came from the time with him."

- **Josh Freeman, Former NFL First Round Pick/Kansas State ('09) Quarterback and Player of Franklin**

"Coach Franklin embodies all of the characteristics you want in a head football coach but also a mentor of young men. He was instrumental to our team success as well as my individual success throughout my four years with the program. I am so happy for his continued success and wish him and Penn State Football nothing but the best moving forward."

- **Mike Gesicki, New England Patriots/Penn State ('17) Tight End and Former Player of Franklin**

"There are a few things that I believe make Coach Franklin one of the best in the business — his relentless passion for wanting the very best for his program, whether it's the video department, weight room, academic resources...You name it. Coupled with his leadership and coaching acumen, Coach Franklin continues to keep Penn State as one of the premier programs in America."

- **Howard Griffith, Big Ten Network**

"Coach Franklin is a great person and a great coach. He transformed the program and my career during my time at Vanderbilt. He took us from the bottom of the SEC to the upper tier of college football's toughest conference and a national contender. It was amazing to see what he was able to do at Vanderbilt. For him, there is only one goal in mind; a National Championship. I feel like he has the right mindset as a coach, can put the right coaches around him and with the student-athletes, resources and fan base at Penn State, he will continue to do a tremendous job."

- **Casey Heyward, Former NFL/Vanderbilt ('12) Cornerback and Former Player of Franklin**

"James Franklin is an elite coach. This is one of the best coaches in the game of college football. He did it at Vanderbilt. He's doing it at Penn State."

- **Gus Johnson, FOX Sports**

"I truly believe we have the best football coach in the country. James has built a winning culture at Penn State through his strong leadership and the way he runs a football program. Relationships are important to James, and a lot of his success starts with those relationships with prioritizing the student-athlete first and foremost. His work ethic is unmatched and his determination, heart and passion has made Penn State one of the elite programs in the country."

- **Dr. Patrick Kraft, Penn State Vice President for Intercollegiate Athletics**

WHAT THEY'RE SAYING ABOUT JAMES FRANKLIN

"I knew from the first time I met James, and having worked with him on the collegiate level, that he had what it took to successfully lead a college football program. His innate ability in leading and developing men, not only as football players that excel on the next level, but as outstanding individuals and members of society is evident when you are around him. He gives his all to his team and his focus is being the best in anything he's involved with, while elevating everyone around him. He is exactly the type of coach I'd want my son to learn from and play for as I know he's going to treat each player like he treats his family, who I have a lot of love and respect for."

- **Raheem Morris, Atlanta Falcons Head Coach**

"Coach Franklin has a lot of energy, a lot of passion for the game, and obviously knows what he is doing. He cares about his players and is a great family guy. He is intense, but yet has fun and like I said, he has his passion for the game, his love for the game and a love for his players, and he cares about his players like family."

- **Jordy Nelson, Former NFL/ Kansas State ('09) Wide Receiver and Player of Franklin**

"James Franklin has Penn State in prime position for what's around the corner in College Football. The culture is solidified to the point where changes like NIL and the transfer portal are able to be baked into the model instead of upending the model like we've seen with less stable programs. At the same time, the stability and standard he's cultivated has attracted an excellent staff, and that staff is assembling recruiting classes that will have Penn State in an expanded CFP picture for years to come."

- **Josh Pate, CBS Sports HQ & 247Sports**

"Coach Franklin took a personal interest in me. He and the staff knew I had a lot of potential and made me into the person I wanted to be. The environment he's built is tremendous. The relationship he builds when he's recruiting you, he tells you this is a forever relationship, and he truly means it. He's one of the smartest people you will meet on and off the field. When you have a guy who cares about what you are going to be doing 20 years from now, that's someone you want to have in your corner."

- **Micah Parsons, Dallas Cowboys/Penn State ('19), 2019 All-American and B1G Linebacker of the Year**

"James is a great coach, a great leader and tireless worker. His players play tough, but they are old-school and disciplined. He brings new approaches to the field for the players and offenses, and he is an innovator and a cutting-edge type of coach. You would love to have that type of guy be your son. He is a wonderful person with great character and great integrity. He is a wonderful husband and a wonderful father. He's a great friend, who never forgets where he came from, and his friends. He's just a wonderful human being."

- **Mike Price, Former Washington State Head Coach**

"I learned so much from James in the 12 years I spent working with him. He is incredibly organized, meticulous and emphasizes the details in everything. James is a relational leader and a friend who has had a tremendous influence on me both personally and professionally."

- **Brent Pry, Virginia Tech Head Coach**

"I think the greatest thing about Coach Franklin is he makes you believe in yourself more than you believe in yourself. I think he's the greatest maximizer of your individual capacity that I've ever been around. He made us believe in things that we didn't believe in ourselves. He made us become what he saw of us and were that good because of what he did."

- **Jordan Rodgers, ESPN Analyst/Vanderbilt ('13) Quarterback and Former Player of Franklin**

"James Franklin is one of the hardest working and detailed people that I have ever encountered. His ability to have a vision and then see it come to fruition is almost unrivaled. Any coach that has had the honor to work with him or for him uses him as the benchmark for running a successful program."

- **Ricky Rahne, Old Dominion Head Coach**

"I have always believed Penn State is one of the most spectacular college football environments. James Franklin's recruiting panache and on-field energy has continued that tradition to make it a special place to be. I can't wait to see what he continues to build."

- **Holly Rowe, ESPN**

"James worked for me at the Green Bay Packers. I noticed early on that he always saw the big picture. He didn't just coach his players on the field, but saw the need for them to be accountable off the field as well. He took an interest in every aspect of their lives and coached not just the player, but the person."

- **Mike Sherman, Former Green Bay Packers and Texas A&M Head Coach**

"James Franklin is one of the best football coaches in America – his record speaks for itself. However, I'm more impressed with his character and the family atmosphere he creates that permeates through the program. Coach Franklin's biggest attribute is that he loves his players like they are his sons and prioritizes their academic development, so they're well prepared for life after football. Coach brings a unique mix of enthusiasm, determination and authenticity, which inspires everyone around him. We're lucky to have James Franklin as our coach."

- **Brandon Short, Penn State ('99) Linebacker**

"Coach Franklin has earned the opportunity to be a leader at a program like Penn State. I had a greater appreciation for him after I left (Maryland). He wants you to be the best you can be as a student and a player and brings a family environment. He is very passionate about what he does and has all the tools to be successful."

- **Torrey Smith, Former NFL/Maryland ('10) Wide Receiver and Player of Franklin**

"I got to know James when he was at Kansas State and I enjoyed being around him a great deal. I think he is a quality person and is a very fine football coach. I liked his integrity and the way he carried himself. He is a coach that does things the right way and treats people with respect. He truly cares about the student-athletes that he coaches and he is a guy that seems to get along with everyone he interacts with."

- **Bill Snyder, Former Kansas State Head Coach**

"I have known Coach Franklin for almost a quarter of a century. His dedication to the development of his student athletes competitively, through community service and in the classroom is admirable. His intensity and attention to detail in regards to game preparation always impressed. In summary, he is a terrific role model in every regard."

- **Debbie Yow, Former Director of Athletics at NC State and Maryland**

ASSOCIATE HEAD COACH/DEFENSIVE RECRUITING COORDINATOR/CORNERBACKS

TERRY M. SMITH

@CoachTerryPSU

THE SMITH FILE

COACHING EXPERIENCE

PENN STATE (2014-)

- Associate Head Coach/Defensive Recruiting Coordinator/Cornerbacks (2021-)
- Assistant Head Coach/Defensive Recruiting Coordinator/Cornerbacks (2016-20)
- Defensive Recruiting Coordinator/Cornerbacks (2014-15)

TEMPLE (2013)

- Wide Receivers

GATEWAY HIGH SCHOOL (2001-12)

- Athletics Director (2003-12)
- Head Coach (2002-12; 101-30 record)
- Offensive Coordinator (2001)

DUQUESNE (1997-2000)

- Passing Game Coordinator

HEMPFIELD HIGH SCHOOL (1996)

- Assistant Coach

PERSONAL

Year at Penn State: 11th

Hometown: Aliquippa, Pennsylvania

Education: Penn State University, 1991
B.S. in Business Management

Family:

Wife: Alison

Son: Justin King; Daughter: Haley

BOWL GAMES AS A COACH

2023 Chick-fil-A Peach BowlPenn State
2023 Rose BowlPenn State
2022 Outback BowlPenn State
2019 Goodyear Cotton BowlPenn State
2019 VRBO Citrus BowlPenn State
2017 PlayStation Fiesta BowlPenn State
2017 Rose BowlPenn State
2016 TaxSlayer BowlPenn State
2014 Pinstripe BowlPenn State

PROFESSIONAL PLAYING CAREER

1992Washington Redskins
1993Toronto Argonauts
1994-95Shreveport Pirates
1996Albany Firebirds

COACHING ACCOMPLISHMENTS

- A standout wide receiver at Penn State, Terry M. Smith is in his 11th season as the Nittany Lions' defensive recruiting coordinator and cornerbacks coach, and his fourth as associate head coach.
- Smith, the No. 4-ranked recruiter in the Big Ten (31st nationally) in 2023 by 247Sports, has helped PSU secure 11 consecutive top-25 classes, including a top-5 class in 2018, a top-6 class in 2022 and top-15 classes in eight of the last 10 seasons.
- Smith has played a pivotal role developing 12 Penn State defensive back draft picks the last seven years, tied for second nationally.
- He led a cornerback room in 2023 which featured three All-Big Ten honorees in Kalen King (second team), Johnny Dixon (third team) and Daequan Hardy (third team), as Penn State finished second in the country in total defense and allowed just 172.1 passing yards per game, good for seventh in the nation.
- Hardy (Bills) and King (Packers) were selected in the NFL Draft, marking the third-straight year PSU has had multiple defensive backs drafted.
- The Nittany Lions finished first nationally in 2022 with 85 pass breakups, and second in defensive pass efficiency and completion percentage.
- Smith tutored a pair of second-team All-Americans in 2022 in Joey Porter Jr. and King, the fourth and fifth All-American corners in program history, who both earned All-Big Ten honors along with Dixon.
- Porter became the highest-drafted Penn State defensive back ever, as he went 32nd overall to the Pittsburgh Steelers in the 2023 NFL Draft.
- King led all Power Five players in passes defended (21) in 2022.
- Penn State's defense allowed just 17.3 points per game in 2021 (6th nationally) and just 11 passing touchdowns (4th).
- The cornerback room had a pair of All-Big Ten honorees in Porter (third team) and Tariq Castro-Fields (honorable mention), while Hardy finished 12th in the league in passes defended in 2021.
- Both of Penn State's starting cornerbacks, Porter (third team) and Castro-Fields (honorable mention), earned All-Big Ten honors in 2020.
- Penn State allowed just 10 passing touchdowns (T-3rd nationally) and broke up 52 passes (T-23rd) in 2019. The secondary contributed to 11 of PSU's nation's best 22 forced fumbles while John Reid and Castro-Fields earned honorable mention All-Big Ten honors.
- In 2018, PSU's defense finished fifth nationally in yards per pass attempt, eighth in passing efficiency and 15th in passing yards allowed.
- Cornerbacks Amani Oruwariye (first team) and Reid (honorable mention) each earned 2018 All-Big Ten honors.
- The Nittany Lions held three opponents to 60 or less yards through the air (Pittsburgh, 55; Wisconsin, 60; Rutgers, 46) in 2018, the first time since 1976 that PSU has held three teams to 60 or less passing yards.
- Both of Smith's starting cornerbacks, Christian Campbell and Grant Haley, earned 2017 All-Big Ten honorable mention accolades.
- In addition, Oruwariye collected second-team All-Big Ten honors in 2017 after grabbing a team-high four picks to go with eight pass breakups.
- Penn State finished Top 25 in scoring defense (7th; 16.5), total defense (17th; 329.5) and passing efficiency defense (21st; 114.88) in 2017.
- In 2016, Haley scooped up the blocked field goal attempt and returned it 60 yards for the game-winning touchdown in the win over No. 2 Ohio State. He also made the game-sealing tackle on fourth-and-1 on Wisconsin's final drive of the Big Ten Championship Game.
- Smith's second season saw the secondary rank eighth in the FBS in passing yards allowed (173.5), while cornerbacks Trevor Williams and Haley each earned honorable mention All-Big Ten accolades in 2015.
- In his first year back at Penn State, he developed a secondary that pushed the Nittany Lions to finish No. 2 nationally in pass efficiency defense.
- Smith was the wide receivers coach at Temple in 2013, where the Owls set a school record for passing yards (2,996) and tied the school standard with 23 receiving touchdowns in 2013, with current Miami Dolphin Robby Chosen gaining a school game-record 249 yards.
- A standout player at Gateway High School near Pittsburgh, Smith was a highly successful head coach at his alma mater from 2002-12, compiling a record of 101-30 and posting four WPIAL AAAA runner-up finishes.



SMITH BY THE NUMBERS

11 consecutive Top 25 recruiting classes

12 DBs drafted the last 7 years, tied for the 2nd-most in the nation

7 consecutive years with a Penn State CB drafted, ranking 1st nationally

3 consecutive years with multiple DBs drafted

1st player in PSU history with 50+ receptions and Top 15 at PSU in career receiving yards and TDs

PROMINENT PLAYERS COACHED

- Daequan Hardy (Penn State) *Buffalo Bills*; 2024 sixth-round pick
- Kalen King (Penn State) *Green Bay Packers*; 2024 seventh-round pick
- Joey Porter Jr. (Penn State) - *Pittsburgh Steelers*; 2023 32nd overall pick
- Tariq Castro-Fields (Penn State) - *Washington Commanders*; 2022 sixth-round pick
- Zech McPhearson (Penn State) - *Philadelphia Eagles*; 2021 fourth-round pick
- John Reid (Penn State) - *NFL (2020-23)*; 2020 fourth-round pick
- Amani Oruwariye (Penn State) - *Jacksonville Jaguars*; 2019 fifth-round pick
- Christian Campbell (Penn State) - *NFL (2018-19)*; 2018 sixth-round pick
- Grant Haley (Penn State) - *NFL (2018-22)*
- Jordan Lucas (Penn State) - *NFL (2016-21)*; 2016 sixth-round pick
- Trevor Williams (Penn State) - *NFL (2016-20)*
- Robby Chosen (Temple) - *Miami Dolphins*
- Nate Hairston (Temple) - *NFL (2017-23)*; 2017 fifth-round pick
- Justin King (Gateway) - *NFL (2008-13)*; 2008 fourth-round pick
- Mortty Ivy (Gateway) - *NFL (2009-12)*
- Dayonne Nunley (Gateway) - *Three-time All-MAC (2011-13)*
- Dorian Bell (Gateway) - *2012 All-American third-team*
- Montae Nicholson (Gateway) - *NFL (2017-19)*; 2017 fourth-round pick

ACCOMPLISHMENTS AS A PLAYER

- Smith was a three-year starter at wide receiver at Penn State.
- He still dots the Penn State record books, ranking tied for 11th in career receiving touchdowns (15), 15th in career receiving yardage (1,825) and 16th in career receptions (108).
- He helped Penn State play in three consecutive bowl games, including wins over BYU in the 1989 Holiday Bowl and Tennessee in the 1991 Fiesta Bowl, compiling an 11-2 record and No. 3 final ranking in the polls.
- Smith's professional career spanned the NFL, Arena Football League and Canadian Football League.

ASSISTANT HEAD COACH/CO-OFFENSIVE COORDINATOR/RUNNING BACKS

JAJUAN SEIDER

@CoachSeider

COACHING ACCOMPLISHMENTS

- Ja’Juan Seider is in his seventh season as the running backs coach at Penn State and his 17th season as a collegiate coach.
- Seider took on assistant head coach duties beginning in 2023, on top of being co-offensive coordinator since the start of the 2022 season.
- He was named the 247Sports Big Ten Recruiter of the Year in 2023, finishing fourth nationally in the recruiter rankings and was recognized as a top 10 recruiter by On3 (2022) and 247Sports (2019).
- The running back room in 2023 featured a pair of All-Big Ten honorees in Kaytron Allen (second team) and Nicholas Singleton (third team).
- Allen ranked fourth in the Big Ten in yards per carry (5.2), fifth in yards (902) and tied for ninth in touchdowns (6), while Singleton was third in all-purpose yards (105.6) and tied for fifth in touchdowns (8).
- Seider and Ty Howle called Penn State’s offense the final three games of the season, with the offense averaging 471.3 total yards and 226.7 rushing yards over those three games.
- During the 2022 campaign, Singleton (1,061 yards) and Allen (830 yards) became the first freshman duo in Big Ten history to both rush for 700-plus yards in a season.
- Since 2000, Singleton and Allen and West Virginia’s Steve Slaton and Pat White (2005) are the only true freshmen duos over 800 rushing yards.
- Singleton and Allen became the third PSU pair since 1960 to boast 800-plus rushing yards each, joining duos from 2013 (Zach Zwinak, 989; Bill Belton, 803) and 2005 (Tony Hunt, 1,047; Michael Robinson, 806).
- Singleton joined Saquon Barkley (1,076; 2015) and D.J. Dozier (1,002; 1983) as the only PSU freshmen to reach 1,000 rushing yards in a season.
- In addition to being named a Freshman All-American by the FWA, he earned the Big Ten Thompson-Randle El Freshman of the Year, AP Big Ten Newcomer of the Year and was selected third-team All-Big Ten.
- After Journey Brown was forced to retire from football prior to the 2020 season, Seider was charged with helping lead a youthful rushing attack, which ranked fifth in the Big Ten in rushing.
- Brown ended 2019 with 11 rushes of 20 or more yards, including seven of over 30 yards, three over 40 yards and two over 50 yards.
- In 2018, Penn State posted its highest rushing average (204.9) since 2008 (205.8), led by second-team All-Big Ten selection Miles Sanders rushing for 1,274 yards, ranking 11th on the PSU single-season chart.
- Seider came to Happy Valley after serving as the running backs coach and recruiting coordinator at the University of Florida in 2017, where he guided a running backs room that finished with more than 1,500 rushing yards, including a pair of 500-yard rushers, with 13 touchdowns.
- The Gator running backs averaged 4.0 yards per carry with freshmen Malik Davis (6.7 ypc) and Adarius Lemons (7.2 ypc) leading the way. Davis earned SEC All-Freshman honors for his efforts.
- Prior to Gainesville, Seider spent four seasons at West Virginia University as the running backs coach where he coached a pair of NFL backs.
- In 2015, Seider guided Wendell Smallwood as he led the Big 12 with 1,519 yards on the way to second-team All-Big 12 accolades.
- Seider was part of a staff which helped the Mountaineers finish ninth nationally in passing, 12th in total offense and 34th in scoring in 2014.
- In his first season at WVU, Seider recruited Charles Sims to Morgantown, where he garnered first-team All-Big 12 honors and was the Big 12 Offensive Newcomer of the Year, rushing for 1,095 yards and 11 touchdowns, while catching 45 passes for 401 yards and three scores.
- During his tenure at Marshall, Seider helped the Thundering Herd win the Beef O’Brady’s Bowl in 2011 and recruited quarterback Rakeem Cato, who was a two-time C-USA Offensive Player of the Year.
- Seider worked with quarterbacks Jarrett Brown, Geno Smith and Pat White during his first stint in Morgantown. All three quarterbacks reached the NFL with White being a second-round selection in the 2009 NFL Draft and Smith going in the second round of the 2013 NFL Draft.
- Seider spent seven seasons as a high school football coach in Florida, serving as the quarterbacks coach at Lake Worth High School (2006-07), offensive coordinator at Palm Beach Lakes High School (2003-05) and running backs coach at Glades Central High School (2001-02).



SEIDER BY THE NUMBERS

- 17** years of collegiate coaching experience
- 14** years of coaching at a Power 4 school
- 5** running back NFL draft picks coached
- 11** bowl appearances as a coach
- 7** years as a high school coach in Florida

PROMINENT PLAYERS COACHED

- Miles Sanders (Penn State) - *Carolina Panthers*; 2019 second-round pick
- Dameon Pierce (Florida) - *Houston Texans*; 2022 fourth-round pick
- Malik Davis (Florida) - *Dallas Cowboys*
- La’Mical Perine (Florida) - *Pittsburgh Steelers*; 2020 fourth-round pick
- Wendell Smallwood (West Virginia) - *NFL (2016-21)*; 2016 fifth-round pick
- Charles Sims (West Virginia) - *NFL (2014-17)*; 2014 third-round pick
- Rakeem Cato (Marshall) - *CFL (2015-18)*; Two-time C-USA Offensive POY
- Jarrett Brown (West Virginia) - *NFL (2010-12)*; *CFL (2012-15)*
- Geno Smith (West Virginia) - *Seattle Seahawks*; 2013 second-round pick
- Pat White (West Virginia) - *NFL (2009, 2013)*; 2009 second-round pick
- Dreamius Smith (West Virginia) - *NFL (2015-17)*
- Elijah Wellman (West Virginia) - *NFL (2018-20)*

ACCOMPLISHMENTS AS A PLAYER

- Seider started his collegiate playing career at West Virginia University, before transferring to Florida A&M for his senior season.
- He won the Doug Williams Award for National Offensive Player of the Year, Jake Gaither Award (considered the Heisman Trophy of Historically Black Colleges) and earned All-America honors after throwing for 2,622 yards and 27 touchdowns, and rushing for 740 yards and 14 touchdowns in 1999.
- Seider, who was the 1999 MEAC Offensive Player of the Year, was selected in the sixth round of the 2000 NFL Draft by the San Diego Chargers.
- He was inducted into the Palm Beach County Hall of Fame in 2017.

THE SEIDER FILE

COACHING EXPERIENCE

PENN STATE (2018-)

- Assistant Head Coach/Co-Offensive Coordinator/Running Backs (2023-)
- Co-Offensive Coordinator/Running Backs (2022)
- Run Game Coordinator/Running Backs (2020-21)
- Running Backs (2018-19)

FLORIDA (2017)

- Running Backs/Recruiting Coordinator

WEST VIRGINIA (2013-16)

- Running Backs

MARSHALL (2010-12)

- Running Backs/Recruiting Coordinator

WEST VIRGINIA (2008-09)

- Offensive Graduate Assistant

LAKE WORTH HIGH SCHOOL (2006-07)

- Quarterbacks

PALM BEACH LAKES HIGH SCHOOL (2003-05)

- Offensive Coordinator

GLADES CENTRAL HIGH SCHOOL (2001-02)

- Running Backs

PERSONAL

Year at Penn State: Seventh

Hometown: Belle Glade, Florida

Education: West Virginia University, 2000
B.S. Athletic Coaching
West Virginia University, 2010
M.A. Physical Education

Family:

Wife: Brandi
Son: Jaden; Daughters: Ava, Brenley

BOWL GAMES AS A COACH

2023 Chick-fil-A Peach BowlPenn State
2023 Rose Bowl.....Penn State
2022 Outback Bowl.....Penn State
2019 Goodyear Cotton Bowl.....Penn State
2019 VRBO Citrus Bowl.....Penn State
2016 Russell Athletic Bowl.....West Virginia
2015 Cactus Bowl.....West Virginia
2014 Liberty Bowl.....West Virginia
2011 Beef O’Brady’s Bowl.....Marshall
2010 Gator Bowl.....West Virginia
2008 Meineke Car Care Bowl.....West Virginia

COACHING STAFF

THE ALLEN FILE

COACHING EXPERIENCE

PENN STATE (2024-)

- Defensive Coordinator/Linebackers

INDIANA (2016-23)

- Head Coach (2017-23)
- Associate Head Coach/Defense (2016)

SOUTH FLORIDA (2015)

- Defensive Coordinator

OLE MISS (2012-14)

- Linebackers/Special Teams Coordinator

ARKANSAS STATE (2011)

- Assistant Head Coach/Linebackers

DRAKE (2010)

- Defensive Coordinator/Linebackers

LAMBUTH (2008-09)

- Assistant Head Coach/Defensive Coordinator/Linebackers

WABASH COLLEGE (2007)

- Special Teams Coordinator/Secondary

BEN DAVIS HIGH SCHOOL (1998-06)

- Head Coach (2004-06)
- Defensive Coordinator (1998-03)

MARION HIGH SCHOOL (1997)

- Defensive Coordinator/Linebackers

ARMWOOD HIGH SCHOOL (1995-96)

- Defensive Coordinator

TEMPLE HEIGHTS HIGH SCHOOL (1992-94)

- Head Coach

PERSONAL

Year at Penn State: First

Hometown: New Castle, Indiana

Education: Maranatha Baptist, 1992
B.S. Business Administration
Indiana University, 2002
M.S. Educational Leadership

Family:

Wife: Tracy

Son: Thomas; Daughters: Hannah, Britney

BOWL GAMES AS A COACH

2020 Outback BowlIndiana
2019 Gator BowlIndiana
2016 Foster Farms BowlIndiana*
2015 Miami Beach BowlSouth Florida
2014 Chick-fil-A Peach BowlOle Miss
2013 Music City BowlOle Miss
2012 BBVA Compass BowlOle Miss
2012 GoDaddy.com BowlArkansas State

* - served as head coach for Foster Farms Bowl

COACHING ACCOMPLISHMENTS

- Tom Allen, the 2020 AFCA National Coach of the Year and Big Ten Coach of the Year (coaches and media), enters his first season as Penn State's defensive coordinator and linebackers coach.
- Allen brings 32 years of coaching experience to Happy Valley after spending the last eight years at Indiana, including seven as head coach.
- During his time with IU, Allen coached four defensive All-Americans (Tiawan Mullen – 2020 first team; Aaron Casey – 2023 second team; Tegray Scales – 2017 second team; Micah McFadden - 2020 third team) and 35 All-Big Ten honorees, including six first-team selections.
- In a historic 2020 campaign, Allen's Indiana team was ranked for a program-record 10-straight weeks and found themselves in the top 10 six times. His squad, ranked as high as No. 7, finished No. 12 in the Associated Press poll, Indiana's highest end-of-year ranking since 1967.
- Mullen, a 2020 first-team All-America honoree, became the first Hoosier cornerback since 2007 to collect first-team All-Big Ten recognition.
- McFadden, a third-team All-American in 2020, earned first-team All-Big Ten honors after he led the league in sacks, tied for second in solo stops and shared third in tackles for loss.
- During the 2023 season, second-team All-American linebacker Aaron Casey posted 109 tackles and a Big Ten-best 20 tackles for loss.
- Indiana was third in the Big Ten in defensive touchdowns (3; 12th nationally) and fifth in third down defense (35.2%) in 2019.
- IU's defense posted 26 takeaways during the 2018 campaign, ranking second in the Big Ten and 11th in the FBS.
- In his debut season as head coach for the Hoosiers, Allen's defense ranked third in the Big Ten and eighth nationally on third downs (29.9). IU also ranked third in the league in tackles for loss (7.3 per game; 21st nationally), fourth in passing defense (179.7; 17th nationally) and sacks (3.0 per game, 11th), and fifth in fewest first downs allowed (210; 12th).
- Allen joined the Hoosiers in 2016 as associate head coach/defense and led the biggest defensive turnaround in the nation, as he inherited a defense that was second to last among Power Five teams in passing yards allowed, third to last in total defense and scoring defense and fifth to last in first downs allowed the year prior to his arrival.
- In a schedule featuring four Top 10 opponents in 2016, Indiana held its opponents to 129.4 fewer total yards and 94.1 fewer passing yards per game from 2015, the nation's largest improvement.
- Additionally, IU's defense allowed 10.4 fewer points per game from 2015 (4th nationally) and gave up 25 fewer touchdowns.
- From 2015-17, the Hoosiers had the most improved defense nationally in total defense (-169.4) and passing defense (-134.1), the sixth-most improved in third-down defense (-12.2 percent) and the ninth-most improved in points per game allowed (-12.3 ppg).
- Scales earned second-team All-America honors in 2016 and became the first Hoosiers linebacker recognized on an All-America team since 1987, as he led the nation with 93 solo stops and 23.5 tackles for loss.
- Prior to Indiana, Allen served as South Florida's defensive coordinator in 2015, as the Bulls went 8-5 and led the American Athletic Conference in scoring defense while tying 13th nationally in tackles for loss (7.5 per game), 14th in interceptions (17) and 24th in takeaways (25).
- Allen spent three seasons as the linebackers coach and special teams coordinator at Ole Miss, where the Rebels spent nine weeks in the AP Top 10 during the 2014 season, and led the nation in scoring defense (13.8) and allowed a national-low 18 touchdowns.
- As Arkansas State's assistant head coach in 2011, the Red Wolves went 10-2 overall and 8-0 in the Sun Belt. Allen coached first-team all-conference selection Demario Davis, who was selected in the third round of the 2012 NFL Draft by the New York Jets.
- Allen also served as the defensive coordinator and linebackers coach at Drake University (2010), assistant head coach, defensive coordinator and linebackers coach at NAIA Lambuth University (2008-09) and special teams coordinator and secondary coach at Wabash College (2007).

DEFENSIVE COORDINATOR/LINEBACKERS

TOM ALLEN

@CoachAllenPSU



ALLEN BY THE NUMBERS

32 years of coaching experience

7 years as a head coach in the Big Ten

2020 AFCA National Coach of the Year

4 All-Americans coached on defense at Indiana

68.5 winning percentage on staffs Allen has been a part of the last 28 seasons

PROMINENT PLAYERS COACHED

- Andre Carter (Indiana) - *Jacksonville Jaguars*
- Aaron Casey (Indiana) - *Cincinnati Bengals*
- Cam Jones (Indiana) - *Kansas City Chiefs*
- Jaylin Williams (Indiana) - *Minnesota Vikings*
- Ryder Anderson (Indiana) - *New York Giants*
- Raheem Layne (Indiana) - *NFL (2022-23)*
- Marcelino McCrary-Ball (Indiana) - *New York Jets*
- Micah McFadden (Indiana) - *New York Giants; 2022 fifth-round pick*
- Tiawan Mullen (Indiana) - *2020 first-team All-American*
- Jamar Johnson (Indiana) - *NFL (2021-23); 2021 fifth-round pick*
- Chris Covington (Indiana) - *NFL (2018-20); 2018 sixth-round pick*
- Robert McCray (Indiana) - *NFL (2018-21)*
- Tegray Scales (Indiana) - *NFL (2018-22)*
- Deadrin Senat (USF) - *Baltimore Ravens; 2018 third-round pick*
- Bruce Hector (USF) - *New York Jets*
- Deatrick Nichols (USF) - *Winnipeg Blue Bombers (CFL); NFL (2018-20)*
- Mazzi Wilkins (USF) - *NFL (2016-19)*
- Eric Lee (USF) - *NFL (2016-19)*
- Nigel Harris (USF) - *NFL (2017-19)*
- DeMario Davis (Arkansas State) - *New Orleans Saints; 2012 third-round pick*

ACCOMPLISHMENTS AS A PLAYER

- Allen was a two-sport athlete at Maranatha Baptist University, where he played football and wrestled.

OFFENSIVE COORDINATOR

ANDY KOTELNICKI

@Kotelnicki

COACHING ACCOMPLISHMENTS

- Andy Kotelnicki, the 2023 247Sports Offensive Coordinator of the Year, enters his first season at PSU after spending the previous three seasons at Kansas, including the 2023 season as associate head coach.
- Over the last three seasons, Kansas offenses under Kotelnicki were explosive, ranking 12th nationally in percentage of 20+ yard plays (8.3), 15th in 30+ yard plays (3.89) and 11th in 40+ yard plays (2.12).
- The Jayhawks scored 40+ points in nine games during the three-year window and 50+ points in five games. Kansas reached the 400 total yards mark in 20 games and 500 total yards in 11 games, while rushing for 200 yards in 16 games and 300 yards in three games.
- In 2023, Kotelnicki led an offense ranking seventh in the nation in yards per completion (14.8), eighth in rushing (211.3), 13th in third down conversion percentage (48.1) and 17th in passing efficiency (158.6).
- Under Kotelnicki's guidance, QB Jason Bean was fourth in the country in yards per completion (16.01) and 12th in passing efficiency (162.5), while RB Devin Neal ranked eighth in yards per carry (6.6) and rushing touchdowns (15) and 16th in rushing yards per game (100.8).
- KU was eighth in the nation in 2023 in yards per play (7.01), yards per rush (5.51) and explosive play percentage (17.23), while holding ninth in first down efficiency (56.4%) and rushing touchdowns per game (2.58).
- The Jayhawks ranked eighth in the country in percentage of plays of 10+ yards (24.6) and 20+ yards (9.0), 11th in plays of 40+ yards (2.4) and 15th in plays of 30+ yards (4.3) in 2023.
- During the 2022 season, Kotelnicki guided one of the most prolific offensive attacks in Kansas history, as the Jayhawks averaged a school-record 7.0 yards per play, ranking second nationally (7.6).
- Kansas had 41 plays of 31+ yards in 2022, which ranked seventh nationally, and posted six games of 500 yards or more on offense.
- KU averaged 438.6 yards per game, the program's second-best mark since 1950, and scored 63 total touchdowns, which was 27 more than any final tally over the prior 10 seasons for the program.
- The Jayhawks scoring offense improved by 14.8 points from 2021, which ranked second nationally behind only Washington.
- The KU offense also ranked fourth in the country in passing efficiency (164.26), seventh in fewest sacks (0.92), eighth in third down conversion percentage (50.6) and 21st in scoring offense (35.6).
- The 2022 offense was successful with a duo of quarterbacks under center, as Jalon Daniels and Bean combined to throw for 32 touchdowns, while running back Devin Neal averaged 6.1 yards per carry.
- In Kotelnicki's first season at KU in 2021, the Jayhawks averaged 324.2 yards per game, compared to 259.2 yards in 2020, and allowed just 16 sacks in 12 games, compared to 47 in only nine games a year before.
- Kansas averaged 5.2 yards per play in his first season after the program averaged 3.7 yards per play in 2020, increased its points per game by five, increased its rushing yards per game by more than 35 yards and increased its third down conversion percentage by 13 percent.
- In 2020 at Buffalo, where Kotelnicki was named a finalist for FootballScoop Offensive Coordinator of the Year, the Bulls went 6-1 and set school records in total offense (478.4) and rushing (287.4). UB ranked second in the nation in rushing and fifth in scoring (43.5).
- Bulls All-American running back Jaret Patterson led the nation in rushing (178.7) in 2020. Against Kent State, he tied an FBS record with eight rushing scores and ran for 409 yards, the second-most in FBS history.
- In 2019, the Buffalo offense ranked 10th in the nation in rushing (3,256), shattering the single-season school record. Patterson rushed for a school-record 1,799 yards and 19 touchdowns and ranked fifth nationally in rushing, while Kevin Marks rushed for 1,035 yards, marking the first time in school history UB had two 1,000-yard rushers.
- Buffalo set single-season school records for total offense (5,803 yards) and offensive touchdowns (64) with quarterback Tyree Jackson being name the 2018 MAC Offensive Player of the Year.
- Kotelnicki arrived at UB after winning two Division III national titles leading the offense at Wisconsin-Whitewater. Prior to that, he had stints at University of Mary, UW-River Falls and Western Illinois.



KOTELNICKI BY THE NUMBERS

- 2023** 247Sports Offensive Coordinator of the Year
- #8** Kansas' offense under Kotelnicki in 2023 ranked 8th in 10+ and 20+ yard plays
- 7.0** average yards per play by Kansas in each of the last 2 seasons
- 41** plays of 31+ yards by Kansas in 2022, ranking 7th nationally
- 2** Division III National Championships twice as an offensive coordinator

PROMINENT PLAYERS COACHED

- Dominick Puni (Kansas) - *San Francisco 49ers*; 2024 third-round pick
- Jason Bean (Kansas) - *Indianapolis Colts*
- Michael Novitsky (Kansas) - *Seattle Seahawks*
- Earl Bostick Jr. (Kansas) - *Dallas Cowboys*
- Kwamie Lassiter II (Kansas) - *Cincinnati Bengals*
- Kayode Awosika (Buffalo) - *Detroit Lions*
- Jaret Patterson (Buffalo) - *Los Angeles Chargers*
- Tyree Jackson (Buffalo) - *New York Giants*
- Jake Kumerow (Wisconsin-Whitewater) - *NFL (2015-22)*

ACCOMPLISHMENTS AS A PLAYER

- Kotelnicki played center at Wisconsin-River Falls.

THE KOTELNICKI FILE

COACHING EXPERIENCE

PENN STATE (2024-)

- Offensive Coordinator

KANSAS (2021-23)

- Associate Head Coach/Offensive Coordinator (2023)
- Offensive Coordinator (2021-22)

BUFFALO (2015-20)

- Offensive Coordinator

WISCONSIN-WHITEWATER (2013-14)

- Offensive Coordinator

MARY (2011-12)

- Offensive Coordinator

WISCONSIN-RIVER FALLS (2006-10)

- Assistant Head Coach/Offensive Coordinator (2010)
- Offensive Coordinator (2006-09)

WESTERN ILLINOIS (2004-05)

- Special Teams/Tight Ends/Offensive Line

PERSONAL

Year at Penn State: First

Hometown: Litchfield, Minnesota

Education: Wisconsin-River Falls, 2004
B.S. in Exercise and Sport Science
Western Illinois, 2006
M.S. in Kinesiology

Family:

Wife: Lindsey
Son: Maximus; Daughter: Joy

POSTSEASON AS A COACH

2023 Guaranteed Rate Bowl.....	Kansas*
2022 Liberty Bowl.....	Kansas
2022 Camellia Bowl.....	Buffalo
2020 Camellia Bowl.....	Buffalo
2019 Bahamas Bowl.....	Buffalo
2018 Dollar General Bowl.....	Buffalo
2014 Division III National Champions.....	Wisconsin-Whitewater
2013 Division III National Champions.....	Wisconsin-Whitewater

* - did not coach in the Guaranteed Rate Bowl

SPECIAL TEAMS COORDINATOR/OUTSIDE LINEBACKERS/NICKELS

JUSTIN LUSTIG

@CoachLustig



LUSTIG BY THE NUMBERS

23 years of collegiate coaching experience

2022 Broyles Award nominee

53 all-conference selections mentored

19 years as a special teams coordinator

2016 D2Football.com Coach of the Year

PROMINENT PLAYERS COACHED

- Matthew Hayball (Vanderbilt) - *New Orleans Saints*
- Sterling Hofrichter (Syracuse) - *NFL (2020-22); 2020 seventh-round pick*
- Trishton Jackson (Syracuse) - *Minnesota Vikings*
- Andre Szmyt (Syracuse) - *2018 Lou Groza Award winner*
- Jamal Curtis (Syracuse) - *2018 second-team All-ACC*
- Sean Riley (Syracuse) - *Syracuse's all-time kick return leader (2,433)*
- Jahwan Edwards (Ball State) - *NFL (2015-16)*
- Jamil Smith (Ball State) - *CFL (2014-19)*
- Scott Secor (Ball State) - *2014 MAC Special Teams Player of the Year*
- Steve Schott (Ball State) - *2012 first-team All-MAC*
- Scott Kovanda (Ball State) - *2012 Ray Guy Award finalist*

ACCOMPLISHMENTS AS A PLAYER

- Lustig played collegiately at Bucknell where he was a four-year starter at defensive back for the Bison and captained the team as a senior.

COACHING ACCOMPLISHMENTS

- Justin Lustig, a 2022 Broyles Award nominee, enters his first season as Penn State's special teams coordinator, outside linebackers and nickels coach.
- Lustig spent three seasons at Vanderbilt, serving as special teams coordinator and tight ends coach. He was promoted from assistant head coach to associate head coach following the 2021 season.
- The 2023 and 2022 seasons saw Vandy rank 41st and 44th, respectively, in ESPN's Special Teams Efficiency ratings. Lustig inherited a special teams unit ranked outside the top 100 in 2020, the season before his arrival.
- During his career, Lustig has mentored 53 all-conference selections, including the 2018 Lou Groza Award recipient Andre Szmyt at Syracuse, 2023 Ray Guy Award finalist Matthew Hayball at Vanderbilt and two-time All-SEC long snapper Wesley Schelling with the Commodores.
- As a team in 2023, Vanderbilt was one of 20 programs in the country to block multiple punts and finished 11th nationally in net punting.
- The 2023 campaign saw a pair of All-SEC specialists in Hayball (first team) and Wesley Schelling (second team), marking the first time in school history Vanderbilt had multiple specialists earn All-SEC honors.
- Hayball became Vandy's first All-SEC punter since 1996, as he posted the best career punting average in school history.
- With second-team honors, Schelling was the first Vanderbilt player since 2016 to earn all-conference accolades in consecutive seasons.
- In 2022, Schelling became the first Vanderbilt player in six seasons to earn first-team All-SEC honors from the league's coaches.
- Hayball emerged as one of the nation's top punters in 2022. His 45.4 yards per punt ranked second in the SEC and 13th nationally.
- The Orange led the ACC in net punting in each of Lustig's first three years and finished in the top 10 in 2019 (3rd; 43.0) and 2017 (10th; 41.3).
- Syracuse's 2017 punt team was No. 4 in the country in punt return defense (2.7) and set the school season record for fewest opponent punt returns with nine. Additionally, SU led the conference in kickoff coverage.
- In 2019, the Orange ranked fifth in the FBS in punt return defense (1.7) and surrendered just 17 punt return yards.
- In all, Lustig's punt coverage teams yielded just 369 yards over four seasons while the kickoff coverage teams averaged 21.6 yards per return.
- Lustig's dominant special teams helped propel the Orange to a 10-3 record in 2018, contributing two touchdowns (punt return, blocked punt return) and the Orange finished sixth overall, second among Power Five programs, in ESPN's special teams efficiency ratings.
- Lustig coached eight All-ACC players at Syracuse, including six specialists. Szmyt captured the 2018 Lou Groza Award as the nation's best placekicker, the third freshman to win the award and a unanimous All-American, as he made an ACC-record 30 field goals and led the FBS in scoring (11.6).
- In 2020, punter Nolan Cooney was a third-team All-ACC selection while returner Nykeim Johnson carded second team accolades.
- In 2019, Sterling Hofrichter became Syracuse's first finalist for the Ray Guy Award and earned All-America honors. Returner Sean Riley finished as the program's all-time leader in kickoff returns (115) and kickoff return yardage (2,433), and stood third with 4,358 all-purpose yards.
- As SU's outside receivers coach, Lustig coached Jamal Custis, a 2018 All-ACC second team honoree. In 2019, Trishton Jackson was voted All-ACC second team after posting a 1,000-yard receiving season. The 2020 season was capped by Taj Harris being a third team all-league pick.
- Lustig was the head coach at Edinboro in 2016, when he was named the D2Football.com Coach of the Year after inheriting an 0-11 team and leading the Fighting Scots to a 9-2 record, the biggest turnaround in Division II football history.
- He was the special teams coordinator and running backs coach from 2011-15 at Ball State, leading the Cardinals to appearances in the 2012 Beef O'Brady's Bowl and the 2013 GoDaddy Bowl.
- Lustig also had previous coaching stints at Louisiana Lafayette (2009-10), Eastern Illinois (2006-08), Christopher Newport (2004-05; 2001-02), and Villanova (2003).

THE LUSTIG FILE

COACHING EXPERIENCE

PENN STATE (2024-)

- Special Teams Coordinator/
Outside Linebackers/Nickels

VANDERBILT (2021-23)

- Associate Head Coach/Special Teams Coordinator/Tight Ends (2022-23)
- Assistant Head Coach/Special Teams Coordinator/Tight Ends (2021)

SYRACUSE (2017-20)

- Assistant Head Coach/Special Teams Coordinator/Outside Receivers (2019-20)
- Special Teams Coordinator/
Outside Receivers (2018)
- Special Teams Coordinator/
Running Backs (2017)

EDINBORO (2016)

- Head Coach

BALL STATE (2011-15)

- Assistant Head Coach/Special Teams Coordinator/Running Backs (2015)
- Special Teams Coordinator/
Running Backs (2011-14)

LOUISIANA LAFAYETTE (2009-10)

- Special Teams Coordinator/Running Backs

EASTERN ILLINOIS (2006-08)

- Special Teams Coordinator/Running Backs

CHRISTOPHER NEWPORT (2004-05)

- Special Teams Coordinator/Defensive Backs/
Recruiting Coordinator

VILLANOVA (2003)

- Cornerbacks

CHRISTOPHER NEWPORT (2001-02)

- Defensive Backs

PERSONAL

Year at Penn State: First

Hometown: Erie, Pennsylvania

Education: Bucknell, 2000
B.A. English and History
George Washington, 2005
M.A. Human Resource Management

Family:

Wife: Beth
Sons: Samuel, Henry

POSTSEASON AS A COACH

2018 Camping World BowlSyracuse
2013 GoDaddy Bowl.....Ball State
2012 Beef O'Brady's Bowl.....Ball State
2007 FCS Playoffs.....Eastern Illinois
2006 FCS Playoffs.....Eastern Illinois
2004 Division III PlayoffsChristopher Newport
2002 Division III PlayoffsChristopher Newport
2001 Division III PlayoffsChristopher Newport

DEFENSIVE LINE

DEION BARNES

@DBarnes_18

COACHING ACCOMPLISHMENTS

- Deion Barnes enters his second season in 2024 as the Nittany Lions' defensive line coach and his fifth year overall with the program.
- Barnes spent the previous three years on the Penn State staff as a graduate assistant working with the defensive line.
- During the last four seasons working with the PSU defensive line, Barnes has helped coach 16 All-Big Ten honorees, including four first-team selections, a second-team All-American and a third-team All-American.
- Since 2020, Barnes' first year with the program, Penn State is tied for the nation's lead for most defensive ends drafted (5).
- In 2023, Penn State's defense ranked first nationally in sacks (49) and first among Power Five teams (2nd nationally) in tackles for loss (111).
- A total of five defensive linemen earned All-Big Ten honors under Barnes in 2023, led by first-team selection and Associated Press third-team All-American Chop Robinson.
- Defensive end Adisa Isaac, an All-Big Ten first team honoree along with Robinson in 2023, finished second in the Big Ten in tackles for loss (16; T-20th nationally) and tied for second in sacks (7.5).
- Robinson was selected 21st overall by the Miami Dolphins in the 2024 NFL Draft, Penn State's highest-drafted defensive end since Aaron Maybin in 2009, while Isaac went in the third round to the Baltimore Ravens.
- Barnes tutored defensive tackle PJ Mustipher, who was a two-time captain for the Nittany Lions and a three-time All-Big Ten honoree.
- During the 2022 season, Penn State led the Big Ten with 104 tackles for loss (T-4th nationally) and 42 sacks (T-6th).
- A total of 26 different Nittany Lions had at least a full tackle for loss during the 2022 season, good for second in the nation.
- Isaac returned from an injury in 2022 and earned third-team All-Big Ten honors.
- Among defensive linemen in the Big Ten, Isaac's 11 tackles for loss were tied for third.
- Robinson, who picked up All-Big Ten honorable mention honors in 2022, led Power Five edge rushers with a 91.6 pass rush grade according to Pro Football Focus.
- Barnes also worked with defensive end Arnold Ebiketie, a transfer, during the 2021 season and helped develop him into a first-team All-Big Ten selection and an FWA second-team All-American.
- Ebiketie finished the year first among Power Five defensive linemen in tackles for loss (17.0).
- Under Barnes' tutelage, Ebiketie also paced the Big Ten in blocked field goals (2), was second in tackles for loss and third in sacks (9.5).
- Mustipher (second team) and linebacker-converted-to-defensive-end Jesse Luketa (third team) also earned all-conference laurels in 2021 for a defensive line unit which helped Penn State finish sixth nationally in points allowed (17.3).
- In his first season, Barnes worked with Odafe Oweh and Shaka Toney, who became the first Penn State defensive end duo to receive All-Big Ten first team honors since Courtney Brown and Brad Scioli in 1998.
- Oweh and Toney each earned 2021 NFL Combine invitations, while Toney accepted an invitation to the Reese's Senior Bowl.
- Oweh was picked in the first round (31st overall) by the Baltimore Ravens in the 2021 NFL Draft, making him the first Penn State defensive end selected in the first round since 2009 (Aaron Maybin).
- Toney was selected by the Washington Football Team in the seventh round (246th overall) as he and Oweh became the first defensive end duo to be drafted in the same year for Penn State since 1975 (Mike Hartenstine and Greg Murphy).



BARNES BY THE NUMBERS

2 Penn State has led the Big Ten in sacks and tackles for loss in each of the last 2 seasons

16 All-Big Ten defensive linemen coached in 4 years at Penn State

3 of the last 4 Years a Penn State defensive lineman has been drafted in the first 2 rounds

3-year letterwinner for Penn State Football

2012 Big Ten Freshman of the Year

PROMINENT PLAYERS COACHED

- Chop Robinson (Penn State) – *Miami Dolphins; 2024 21st overall pick*
- Adisa Isaac (Penn State) – *Baltimore Ravens; 2024 third-round pick*
- PJ Mustipher (Penn State) – *Philadelphia Eagles*
- Arnold Ebiketie (Penn State) – *Atlanta Falcons; 2022 second-round pick*
- Jesse Luketa (Penn State) – *Arizona Cardinals; 2022 seventh-round pick*
- Derrick Tangelo (Penn State) – *NFL (2022)*
- Odafe Oweh (Penn State) – *Baltimore Ravens; 2021 first-round pick*
- Shaka Toney (Penn State) – *NFL (2021-22)*

ACCOMPLISHMENTS AS A PLAYER

- Barnes was a three-year letterwinner at defensive end for Penn State (2012-14) and earned Big Ten Freshman of the Year honors in 2012.
- He spent two years in the NFL with the New York Jets (2015) and Kansas City Chiefs (2016), and an additional season in the AAF with the San Antonio Commanders in 2019.

THE BARNES FILE

COACHING EXPERIENCE

PENN STATE (2020-)

- Defensive Line (2023-)
- Defensive Graduate Assistant (2020-22)

PERSONAL

Year at Penn State: Fifth

Hometown: Philadelphia, Pennsylvania

Education: Penn State University, 2014
B.S. Recreation, Park & Tourism Management

Family:

Partner: Emily Vroom

Son: Deion Jr.

BOWL GAMES AS A COACH/PLAYER

2023 Chick-fil-A Peach BowlPenn State
2023 Rose Bowl.....Penn State
2022 Outback Bowl.....Penn State
2014 Pinstripe Bowl.....Penn State (Player)
2012 TicketCity Bowl.....Penn State (Player)

PROFESSIONAL PLAYING CAREER

2015.....New York Jets
2016.....Kansas City Chiefs
2019.....San Antonio Commanders

MARQUES HAGANS

@CoachMHagans

THE HAGANS FILE

COACHING EXPERIENCE

PENN STATE (2023-)

- Offensive Recruiting Coordinator/
Wide Receivers

VIRGINIA (2011-22)

- Associate Head Coach/Wide Receivers (2022)
- Wide Receivers (2013-21)
- Graduate Assistant (2011-12)

PERSONAL

Year at Penn State: Second

Hometown: Hampton, Virginia

Education: University of Virginia, 2005
B.A. in Anthropology

Family:

Wife: Lauren

Sons: Christopher, Jackson

BOWL GAMES AS A COACH

2023 Chick-fil-A Peach Bowl Penn State
2021 Wasabi Fenway Bowl Virginia
2019 Orange Bowl Virginia
2018 Belk Bowl Virginia
2017 Military Bowl Virginia
2011 Chick-fil-A Peach Bowl Virginia
2005 Gaylord Hotels Music City Bowl (Player) Virginia
2004 MPC Computers Bowl (Player) Virginia
2003 Continental Tire Bowl (Player) Virginia

PROFESSIONAL PLAYING CAREER

2006-07 St. Louis Rams
2008 Kansas City Chiefs
2008 Indianapolis Colts
2008-10 Washington Redskins

COACHING ACCOMPLISHMENTS

- Marques Hagans enters his second season on the Penn State staff after serving as the wide receivers coach at Virginia for the previous 11 years.
- Hagans also served as associate head coach for the Cavaliers in 2022.
- In his first season in Happy Valley, Penn State's passing offense accumulated 30 touchdowns (T-16th nationally) and just two interceptions (fewest nationally).
- During his time at Virginia, Hagans coached 10 of the top 15 career receptions leaders in program history.
- Hagans mentored current Washington Commanders receiver Olamide Zaccheaus, the program's all-time receptions leader with 250 catches. Zaccheaus' 250 receptions currently sits sixth in ACC history.
- Zaccheaus also ranks second all-time at UVA with 2,753 career receiving yards.
- Dontayvion Wicks was a fifth-round selection by Green Bay Packers in the 2023 NFL Draft.
- In 2022, Hagans guided Keytaon Thompson to third-team All-ACC honors after ranking 12th in the country in receptions per game (6.6) and 53rd in receiving yards per game (72.4) in a season shortened by injury.
- In 2021, Virginia was the only school in the country with five different receivers topping 500 receiving yards. The Cavaliers averaged 392.6 passing yards and had four receivers with more than 600 receiving yards.
- Thompson and Wicks earned All-ACC accolades in 2021. Thompson paced the squad with 78 catches to go with 990 yards, while Wicks set a school record with 1,203 receiving yards on 57 catches, averaging 21.1 yards per catch.
- In 2020, Lavel Davis Jr. ranked second in the nation and led the ACC with 25.75 yards per reception. Davis sat seventh among FBS freshmen with 515 receiving yards and tied fifth among freshmen with five receiving touchdowns.
- In 2019, Hagans helped Virginia win the ACC Coastal Division and make its first appearance in the ACC Championship game. UVA played in the Orange Bowl and ranked 24th in the final CFP Poll.
- Virginia had three receivers with 70-plus catches in 2019, including Joe Reed (77), Hasise Dubois (75) and Terrell Jana (74).
- All three finished in the Top 5 in the ACC in receptions. Reed earned first-team All-ACC honors as an all-purpose player. According to Pro Football Focus, Dubois made 75 grabs with zero drops.
- In 2018, Hagans coached Olamide Zaccheaus, who concluded his senior campaign with an ACC-best 93 receptions, good for fifth in the country. Zaccheaus' 93 receptions are a UVA season record and he became UVA's third player with 1,000-plus receiving yards in a season, finishing the year with 1,058 yards.
- In 2017, the Cavaliers made program history with its first trio of 600-yard receivers in a season as Zaccheaus (895), Andre Levrone (689) and Doni Dowling (647) each topped 600 yards.
- Against UConn, Dowling (136), Levrone (127) and Zaccheaus (122) became the first UVA trio to reach 100-plus receiving yards in a game.
- In 2016, Dowling, Zaccheaus and Keon Johnson combined for 150 catches, 1,686 receiving yards and 14 touchdowns.
- In 2015, Canaan Severin earned second-team All-ACC honors under Hagans. Severin finished third in the ACC with 759 receiving yards.
- Hagans spent the 2011 and 2012 seasons at UVA as a graduate assistant, working with the offense.



HAGANS BY THE NUMBERS

12 years of collegiate coaching experience

10 of the Top 15 receivers all-time at Virginia were coached by Hagans

8 NFL receivers coached

5 years of NFL playing experience

NO. 7 in total offense all-time at Virginia as a player

PROMINENT PLAYERS COACHED

- Dontayvion Wicks (Virginia) – Green Bay Packers; 2023 fifth-round pick
- Andre Levrone (Virginia) – NFL (2018-19)
- Joe Reed (Virginia) – NFL (2020-23); 2020 fifth-round pick
- Olamide Zaccheaus (Virginia) – Washington Commanders
- Canaan Severin (Virginia) – NFL (2016-17)
- Keon Johnson (Virginia) – NFL (2017)
- Darius Jennings (Virginia) – NFL (2015-21)
- Kris Burd (Virginia) – NFL (2012)

ACCOMPLISHMENTS AS A PLAYER

- Hagans was a four-year letterman at Virginia from 2002-05 and currently sits No. 10 all-time in passing yards with 4,877. He also ranks seventh in total offense with 5,779 yards.
- Hagans was selected, as a receiver, in the fifth round (144th overall) of the 2006 NFL Draft by the St. Louis Rams. He spent three seasons with the Rams before being picked up by the Kansas City Chiefs and Indianapolis Colts in 2008. Hagans spent the 2009 and 2010 campaigns with Washington.

CO-OFFENSIVE COORDINATOR/TIGHT ENDS

TY HOWLE

@CoachTHowle

COACHING ACCOMPLISHMENTS

- Ty Howle enters his fourth season in 2024 as Penn State's tight ends coach and fifth season overall on the staff.
- Howle took on co-offensive coordinator duties following the 2022 season.
- A four-year letterwinner on the Penn State offensive line (2009-13), Howle made his return to Happy Valley in 2020.
- Penn State tight ends Theo Johnson, Tyler Warren and Khalil Dinkins combined for 16 receiving touchdowns in 2023, the most in the nation for a tight end group.
- Johnson and Warren finished tied for first in the Big Ten and tied for third in the nation among tight ends in touchdown receptions (7).
- Penn State was the only FBS team with multiple tight ends owning 7+ receiving touchdowns in 2023.
- Warren went on to be a 2023 third-team All-Big Ten honoree, while Johnson earned honorable mention honors and was a fifth-round draft pick by the New York Giants.
- Howle and Ja'Juan Seider called Penn State's offense the final three games of the 2023 season, with the offense averaging 471.3 total yards and 226.7 rushing yards over those three games.
- In 2022, with the efforts from Brenton Strange (5), Johnson (4), Warren (3) and Dinkins (1), the Nittany Lions led the Big Ten and were tied for second nationally for most tight end receiving touchdowns (13).
- Penn State tight ends ranked second in the Big Ten in receiving yards, fourth in receptions and tied for fifth in targets during the 2022 campaign.
- Strange, Johnson and Warren combined for seven total touchdowns during the 2021 season (Strange -3, Warren - 3, Johnson - 1).
- Strange earned All-Big Ten third team honors in 2022 and honorable mention laurels in 2021, and was drafted in the second round of the 2023 NFL Draft by the Jacksonville Jaguars.
- Howle served as an offensive analyst for the Nittany Lions in 2020, working closely with offensive line and tight ends staffs.
- During the 2020 season, the Nittany Lions paced the Big Ten in first downs (223) and were second in total offense (430.3).
- Tight end Pat Friermuth was selected as the Kwalick-Clark Big Ten Tight End of the Year, while four Penn State offensive linemen earned All-Big Ten honors including Will Fries (second team), Mike Miranda (second team), Michal Menet (third team) and Rasheed Walker (third team).
- Prior to his return to Happy Valley, Howle spent four seasons on the coaching staff at Western Illinois.
- He was hired by then-WIU head coach and former Penn State quarterbacks coach Charlie Fisher to coach the offensive line in 2016.
- After adding recruiting coordinator to his title in 2017, Howle was elevated to assistant head coach and co-offensive coordinator in 2018.
- During the 2018 season, Howle was the play caller for a WIU offense which ranked 21st nationally in passing offense.
- In 2017, Western Illinois' offensive line led the Missouri Valley Conference in fewest sacks allowed per passing attempt (16 total out of 408 attempts), paving the way for an FCS Playoffs appearance for the Leathernecks.
- Howle tutored Jacob Judd, who earned All-American laurels in 2017 and was a two-time all-conference selection.
- Tackle Josh Baldus also earned All-MVC honors twice in 2016 and 2017.
- Judd and Baldus were part of a 2016 offensive line that helped the offense rank 17th nationally in passing and 12th in time of possession.
- Howle spent the 2014 and 2015 seasons at North Carolina State as a graduate assistant with the offensive line.
- During his two-year tenure with the Wolfpack, Howle worked with four linemen who went on to be either drafted or sign with an NFL team.
- In 2015, left tackle Joe Thuney was the first Wolfpack offensive lineman to earn All-America honors since 1979.
- NC State had one of the more balanced offenses in the country in 2014, as the Wolfpack averaged 204.5 yards rushing and 204.0 yards passing.
- Howle played a role in helping the NC State offensive line decrease its tackles for loss and sacks allowed, going from 102 TFLs and 36 sacks in 2013, to 59 TFLs and 29 sacks in 2014.



HOWLE BY THE NUMBERS

10 years of collegiate coaching experience

9 postseason appearances as a coach and player

4-year letterwinner for Penn State Football

2013 Penn State team captain

47 career games played at Penn State

PROMINENT PLAYERS COACHED

- Theo Johnson (Penn State) – *New York Giants*; 2024 fourth-round pick
- Brenton Strange (Penn State) – *Jacksonville Jaguars*; 2023 second-round pick
- Jacob Judd (Western Illinois) – 2017 All-American
- Garrett Bradbury (N.C. State) – *Minnesota Vikings*; 2019 first-round pick
- Will Richardson (N.C. State) – *NFL (2018-21)*; 2018 fourth-round pick
- Joe Thuney (N.C. State) – *Kansas City Chiefs*; 2016 third-round pick
- Tyler Jones (N.C. State) – *NFL (2018)*

ACCOMPLISHMENTS AS A PLAYER

- Howle was a four-year letterwinner on the Penn State offensive line from 2009-13.
- He started at center and left guard and was also a four-time Academic All-Big Ten selection. The 2013 team captain closed his career by receiving the Maginnis Memorial Award, given to the most outstanding senior offensive lineman.
- He appeared in 47 career games for the Nittany Lions, making 13 starts.
- Howle earned a bachelor's degree from Penn State in kinesiology in 2013. He earned his master's degree from NC State in liberal studies in 2015.

THE HOWLE FILE

COACHING EXPERIENCE

PENN STATE (2020-)

- Co-Offensive Coordinator/Tight Ends (2023-)
- Tight Ends (2021-22)
- Offensive Analyst (2020)

WESTERN ILLINOIS (2016-19)

- Assistant Head Coach/Co-Offensive Coordinator/Offensive Line (2018-19)
- Offensive Line/Recruiting Coordinator (2016-17)

N.C. STATE (2014-15)

- Offensive Graduate Assistant

PERSONAL

Year at Penn State: Fifth

Hometown: Bunn, N.C.

Education: Penn State University, 2013
B.S. Kinesiology
N.C. State University, 2015
M.A. Liberal Studies

Family:

Wife: Karen
Sons: Walker, Blake

POSTSEASON AS A COACH/PLAYER

2023 Chick-fil-A Peach Bowl Penn State
2023 Rose Bowl Penn State
2022 Outback Bowl Penn State
2017 FCS First Round Western Illinois
2015 Belk Bowl N.C. State
2014 St. Petersburg Bowl N.C. State
2012 TicketCity Bowl Penn State (Player)
2011 Outback Bowl Penn State (Player)
2010 Capital One Bowl Penn State (Player)

CO-DEFENSIVE COORDINATOR/SAFETIES

ANTHONY POINDEXTER

@CoachPoindexter

THE POINDEXTER FILE

COACHING EXPERIENCE

PENN STATE (2021-)

- Co-Defensive Coordinator/Safeties

PURDUE (2017-20)

- Co-Defensive Coordinator/Safeties

UCONN (2014-16)

- Defensive Coordinator/Safeties

VIRGINIA (2002-13)

- Safeties (2013)
- Safeties/Special Teams Coordinator (2010-12)
- Defensive Backs/Assistant Special Teams (2009)
- Running Backs/Assistant Special Teams (2006-08)
- Running Backs (2004-05)
- Graduate Assistant (2002-03)

PERSONAL

Year at Penn State: Fourth

Hometown: Forest, Va.

Education: University of Virginia, 1999
B.A. Anthropology

Family:

Wife: Kimberly

Daughters: Morocca, Chloe; Son: Anthony

BOWL GAMES AS A COACH

2023 Chick-fil-A Peach BowlPenn State
2023 Rose BowlPenn State
2022 Outback BowlPenn State
2018 Music City BowlPurdue
2017 Foster Farms BowlPurdue
2015 St. Petersburg BowlUConn
2011 Chick-fil-A BowlVirginia
2007 Gator BowlVirginia
2005 Music City BowlVirginia
2004 MPC Computers BowlVirginia
2003 Continental Tire BowlVirginia

PROFESSIONAL PLAYING CAREER

1999-01Baltimore Ravens
2001Cleveland Browns

COACHING ACCOMPLISHMENTS

- Anthony Poindexter, a College Football Hall of Fame inductee, enters year four with PSU as co-defensive coordinator and safeties coach.
- During his 21-year coaching stint at the collegiate level, Poindexter has also made stops at Virginia, UConn and Purdue.
- He's spent 10 seasons with either a defensive coordinator or co-defensive coordinator title, including three years as the defensive coordinator at UConn (2014-16).
- Penn State finished the 2023 campaign second in the country in total defense and allowed just 172.1 passing yards per game, good for seventh in the nation.
- Safeties Jaylen Reed and Kevin Winston Jr. each earned honorable mention All-Big Ten laurels in their first year as starters in 2023.
- Poindexter guided third-round pick Ji'Ayir Brown to All-Big Ten honors in 2022, who finished his career having a hand in 16 career takeaways as a Nittany Lion (10 interceptions, 3 fumble recoveries, 3 forced fumbles).
- He tutored a safeties group that contributed to a defense finishing first nationally with 85 pass breakups in 2022.
- Penn State's defense allowed just 17.3 points per game in 2021, good for sixth in the country, and just 11 passing touchdowns, ranking fourth.
- Safety Jaquan Brisker, a second-round pick by the Chicago Bears, was named a 2021 second-team All-America honoree by the AFCA, Associated Press, FWAA and Sporting News.
- Brown teamed up with Brisker at safety and earned third-team all-conference honors after tying for the nation's lead with six interceptions.
- During his four-year stint at Purdue, Poindexter tutored a Purdue safety duo of Navon Mosley and walk-on Brennan Thieneman.
- Thieneman went on to earn All-Big Ten honors three times (2017, 2018 and 2020) while Cory Trice also earned All-Conference laurels in 2020.
- In his first season with the Boilermakers, Poindexter helped lead the defensive unit to a 17.7-point improvement in scoring defense from 38.2 points allowed per game in 2016 to 20.5 in 2017.
- During the 2016 campaign at UConn, Poindexter coached Senior Bowl-bound safety Obi Melifonwu to All-American Athletic Conference (AAC) honors. Melifonwu paced the Huskies with 118 tackles, including 73 solo stops, and four interceptions.
- In 2015, UConn earned a berth in the St. Petersburg Bowl, thanks in large part to its efforts on defense. Poindexter guided a defense which led the American Athletic Conference in total defense (33rd in FBS), red zone defense (7th), scoring defense (15th) and passing yards allowed (20th).
- Safety Andrew Adams earned second-team All-AAC honors under Poindexter's watch in 2015, as he led the team in tackles with 103. The Husky defense had a total of five players earn all-conference recognition.
- Prior to joining UConn, Poindexter was a member of the Virginia coaching staff for 11 seasons, spending the final five seasons coaching safeties.
- He joined the Cavaliers' coaching staff in 2002 as a graduate assistant, was UVA's running backs coach from 2004-05, running backs coach and assistant special teams coordinator from 2006-08, defensive backs coach and assistant special teams coordinator in 2009, safeties coach and special teams coordinator from 2010-12 and safeties coach in 2013.
- During the 2012 season, Poindexter mentored safety newcomers Anthony Harris and Brandon Phelps, who started all 12 games and finished among the team's top five tacklers. Harris was third for the Cavaliers with 87 tackles while Phelps accounted for 48 stops.
- In 2011, Poindexter's unit helped hold opponents to a completion percentage of just 53.7 percent, the second-lowest mark in the ACC. Rodney McLeod led the team with four interceptions and earned honorable-mention All-ACC accolades in 2011.
- Under Poindexter in 2009, UVA's defensive backs helped the defense rank fourth in the ACC and 21st nationally in pass defense. Highlighting the group of defensive backs was second-team All-ACC honoree Ras-I Dowling and Chris Cook, who were both second-round draft picks.
- As running backs coach at Virginia, Poindexter coached Cedric Peerman, a nine-year NFL vet, to 1,749 career rushing yards and 15 touchdowns.



POINDEXTER BY THE NUMBERS

21 years of collegiate coaching experience

10 years as a defensive or co-defensive coordinator

2020 College Football Hall of Fame inductee

2-time Consensus All-American at Virginia

1 Super Bowl title as a player with the Ravens

PROMINENT PLAYERS COACHED

- Keaton Ellis (Penn State) – *Tennessee Titans*
- Ji'Ayir Brown (Penn State) – *San Francisco 49ers*; 2023 third-round pick
- Jaquan Brisker (Penn State) – *Chicago Bears*; 2022 second-round pick
- Sanoussi Kane (Purdue) – *Baltimore Ravens*; 2024 seventh-round pick
- Obi Melifonwu (UConn) – *NFL (2017-21)*; 2017 second-round pick
- Rodney McLeod (Virginia) – *Cleveland Browns*
- Chase Minnifield (Virginia) – *NFL (2012-14)*
- Ras-I Dowling (Virginia) – *NFL (2011-15)*; 2011 second-round pick
- Chris Cook (Virginia) – *NFL (2010-14)*; 2010 second-round pick
- Cedric Peerman (Virginia) – *NFL (2009-17)*; 2009 sixth-round pick
- Jason Snelling (Virginia) – *NFL (2007-13)*; 2007 seventh-round pick
- Wali Lundy (Virginia) – *NFL (2006)*; 2006 sixth-round pick
- Alvin Pearman (Virginia) – *NFL (2005-10)*; 2005 fourth-round pick

ACCOMPLISHMENTS AS A PLAYER

- Regarded as one of the fiercest hitters in the game during his collegiate career (1994-98), Poindexter was a two-time consensus first-team All-American as a safety (1997, 1998).
- He also was chosen the 1998 ACC Defensive Player of the Year and is one of only three players in school history to earn first-team All-ACC recognition three times. He was inducted into the College Football Hall of Fame in 2020.
- He finished his career with 342 career tackles, the ninth-most in school history and tops among ACC defensive backs. He is tied for fifth in school history with 12 interceptions.
- Poindexter's senior season ended prematurely when he injured his left knee in the seventh game of the season and later underwent reconstructive surgery.
- He was selected by the Baltimore Ravens in the seventh round of the 1999 NFL Draft and spent two seasons with the Ravens, who he won a Super Bowl title with, before ending his pro career with the Cleveland Browns.

OFFENSIVE LINE

PHIL TRAUTWEIN

@CoachTrautFB

COACHING ACCOMPLISHMENTS

- Phil Trautwein, a member of the 2021 AFCA “35 Under 35” list, enters his fifth season in 2024 as Penn State’s offensive line coach.
- Over the last six seasons between Penn State and Boston College, Trautwein has mentored 27 all-conference offensive linemen.
- Since 2020, Penn State is tied for second nationally for most offensive linemen selected in the NFL Draft (7).
- Left tackle Olumuyiwa Fashanu was the 2023 Big Ten Rimington-Pace Offensive Lineman of the Year and a William V. Campbell Trophy finalist.
- Fashanu was also named a first-team All-American by the Associated Press, AFCA, Sporting News and the Walter Camp Football Foundation, becoming Penn State’s first offensive lineman to be named a consensus All-American since Jeff Hartings in 1995.
- Six Nittany Lion offensive linemen earned All-Big Ten honors in 2023, led by Fashanu (first team) and center Hunter Nourzad (2nd).
- Fashanu (11th overall), Wallace (third round) and Nourzad (fifth round) each heard their name called in the 2024 NFL Draft, marking the first time since 1996 the Nittany Lions had three linemen drafted and the first time three PSU linemen went in the first five rounds since 1993.
- Fashanu, who entered 2022 making one career start, earned second-team All-America honors from the Walter Camp Football Foundation.
- Five Penn State offensive linemen earned All-Big Ten honors in 2022, led by Fashanu (second team) and Juice Scruggs (third team).
- Scruggs was the 62nd overall pick in the 2023 NFL Draft by the Houston Texans, Penn State’s highest-drafted offensive lineman since 2011.
- Penn State had three All-Big Ten offensive linemen during Trautwein’s second season in 2021, led by Rasheed Walker (third team).
- Two Trautwein-coached offensive linemen were selected in the 2022 NFL Draft, with Zion Johnson (Boston College) going in the first round to the Los Angeles Chargers and Walker being picked in the seventh round by the Green Bay Packers.
- In his first season, where the Nittany Lions ranked second in the Big Ten in total offense (430.3), four Penn State offensive linemen earned All-Big Ten honors including Will Fries (second team), Mike Miranda (second team), Michal Menet (third team) and Walker (third team).
- Fries (Indianapolis Colts) and Menet (Arizona Cardinals) went on to get drafted in back-to-back picks in the seventh round of the 2021 NFL Draft.
- Trautwein previously served as the offensive line coach for two seasons at Boston College, helping the Eagles to a pair of bowl berths.
- Trautwein guided all five of his starting offensive linemen to 2019 All-ACC honors in John Phillips (first team), Johnson (second team), Ben Petruła (second team), Alex Lindstrom (third team) and Tyler Vrabel (honorable mention).
- In addition to earning All-ACC honors, Vrabel was named a Freshman All-American by The Athletic.
- The Eagles allowed just 11 sacks in 2019, which was the third-fewest in the FBS, and 57 tackles for loss, which was 13th in the FBS.
- In addition, BC averaged 267.8 rushing yards per game to rank fifth nationally in rushing offense.
- According to ESPN’s Bill Connelly, Boston College was first nationally in blitz down sack rate and third in power success rate (percentage of runs on third or fourth down with 2 yards or less to go that achieved a first down or touchdown) in 2019.
- In his first season as BC’s offensive line coach, Trautwein mentored Chris Lindstrom to All-America accolades and first-team All-ACC honors.
- Lindstrom was the first guard and second offensive lineman selected in the 2019 NFL Draft with the 14th overall pick.
- In addition to Lindstrom, Trautwein guided Aaron Monteiro, John Baker and Ben Petruła to All-ACC laurels.
- Trautwein spent two seasons (2016-17) as the tight ends coach at Davidson College. He also served as special teams coordinator in 2017.
- The native of Voorhees, New Jersey, broke into the coaching ranks as a graduate assistant for three seasons (2013-15) at Boston College.



TRAUTWEIN BY THE NUMBERS

- 27** all-conference selections the last six seasons
- 3** first-round draft picks coached
- 7** Nittany Lion linemen drafted since 2020, tied for second in the nation
- 4** years of NFL playing experience
- 2** - time National Champion and 2-time All-SEC selection at Florida

PROMINENT PLAYERS COACHED

- Olumuyiwa Fashanu (Penn State) - *New York Jets; 2024 11th overall pick*
- Caedan Wallace (Penn State) - *New England Patriots; 2024 third-round pick*
- Hunter Nourzad (Penn State) - *Kansas City Chiefs; 2024 fifth-round pick*
- Juice Scruggs (Penn State) - *Houston Texans; 2023 second-round pick*
- Rasheed Walker (Penn State) - *Green Bay Packers; 2022 seventh-round pick*
- Eric Wilson (Penn State) - *NFL (2022)*
- Will Fries (Penn State) - *Indianapolis Colts; 2021 seventh-round pick*
- Michal Menet (Penn State) - *NFL (2021-22); 2021 seventh-round pick*
- Christian Mahogany (Boston College) - *Detroit Lions; 2024 sixth-round pick*
- Tyler Vrabel (Boston College) - *Atlanta Falcons*
- Alec Lindstrom (Boston College) - *NFL (2022-23)*
- Zion Johnson (Boston College) - *Los Angeles Chargers; 2021 17th overall pick*
- Chris Lindstrom (Boston College) - *Atlanta Falcons; 2019 14th overall pick*
- Aaron Monteiro (Boston College) - *NFL (2019-23)*

ACCOMPLISHMENTS AS A PLAYER

- Trautwein was a two-time All-SEC selection and two-time team captain as a left tackle at Florida, earning first-team honors in 2008 and second-team accolades in 2006.
- He was an integral part of the Gators winning the BCS National Championship and SEC titles in the 2006 and 2008 seasons.
- He also played in the Peach and Outback Bowls as a player.
- After a successful collegiate career, Trautwein played four seasons in the NFL with the St. Louis Rams, Cleveland Brown, New Orleans Saints and San Diego Chargers.

THE TRAUTWEIN FILE

COACHING EXPERIENCE

- PENN STATE (2020-)**
 - Offensive Line
- BOSTON COLLEGE (2018-19)**
 - Offensive Line
- DAVIDSON (2016-17)**
 - Special Teams Coordinator/Tight Ends (2017)
 - Tight Ends (2016)
- BOSTON COLLEGE (2013-15)**
 - Graduate Assistant

PERSONAL

Year at Penn State: Fifth
Hometown: Voorhees, N.J.
Education: University of Florida
 B.S. in Family, Youth and Community Services, 2007
 M.S. in Educational Leadership, 2008
 Boston College, 2014
 M.S. in Administrative Studies
Family:
 Wife: Lindsey
 Daughter: Alexis
 Sons: Braden, Oakley

BOWL GAMES AS A COACH

2023 Chick-fil-A Peach Bowl	Penn State
2023 Rose Bowl.....	Penn State
2022 Outback Bowl.....	Penn State
2020 Birmingham Bowl	Boston College
2018 First Responders Bowl	Boston College

PROFESSIONAL PLAYING CAREER

2009.....	St. Louis Rams
2009.....	Cleveland Browns
2009-11	St. Louis Rams
2011-12	New Orleans Saints
2012.....	San Diego Chargers

ASSISTANT ATHLETIC DIRECTOR, FOOTBALL PERFORMANCE ENHANCEMENT

CHUCK LOSEY

THE LOSEY FILE

COACHING EXPERIENCE

PENN STATE (2014-)

- Assistant Athletic Director, Football Performance Enhancement (2022-)
- Associate Director of Performance Enhancement (2017-21)
- Assistant Director of Performance Enhancement (2014-16)

VANDERBILT (2011-13)

- Assistant Director of Performance Enhancement

TENNESSEE STATE (2004-10)

- Director of Speed, Strength & Conditioning

PERSONAL

Year at Penn State: 11th

Hometown: Hixson, Tennessee

Education: Vanderbilt University
B.S. in Human & Organizational Development, 2002

Family:

Wife: Lauren
Daughter: Vera
Son: Townes

COACHING ACCOMPLISHMENTS

- Chuck Losey enters his third season in 2024 as Penn State's Assistant Athletic Director for Football Performance Enhancement and his 11th year overall on the Penn State staff.
- Penn State posted a 10-win season for the second-straight year and reached the Chick-fil-A Peach Bowl after finishing 10th in the College Football Playoff rankings in 2023.
- In Losey's first season leading football's performance enhancement in 2022, the Nittany Lions won the Rose Bowl, finished 11th in the College Football Playoff rankings and were ranked seventh in both the Associated Press and Amway Coaches polls to earn their 26th AP Top 10 finish.
- Losey succeeded Dwight Galt, III, who announced his retirement following the 2021 season.
- Losey joined the Penn State staff as assistant director of performance enhancement in January 2014 and was promoted to associate director in 2017.
- He has played a significant role the last 10 seasons with the Nittany Lions, including a 2016 Big Ten Championship run, as well as eight, nine-plus win seasons under head coach James Franklin (6 at Penn State; 2 at Vanderbilt).
- Forty-five Penn State players have been selected in the last seven NFL Drafts, the most for PSU in a seven-draft span since 1991-97 (45 players). In addition, five-plus Nittany Lions have been drafted in seven-consecutive years, the longest streak for PSU since 1978-84.
- Penn State sent 10 players to the 2024 NFL Combine, the most since Franklin and Losey's arrival in Happy Valley.
- At Penn State's 2021 Pro Day, linebacker Micah Parsons and defensive end Odafe Oweh put together top performances as they became the first set of PSU defensive players to be drafted in the first round since 2003.
- Eight Nittany Lions trained by Losey and staff participated in the 2018 NFL Combine and posted jaw-dropping numbers, which included top-5 positional finishes in 16 categories with top positional performances in 12.
- Losey and the performance enhancement staff design and administer dynamic and diverse strength and power training, speed enhancement, flexibility, conditioning, and agility training programs to maximize each athlete's athleticism.
- To bridge the gap between preparation and competition, Losey and his staff also focus on sport specificity, nutrition, and injury prevention to aggressively prepare each athlete for competition.
- Prior to his arrival to Happy Valley, Losey spent three years serving in the same role at Vanderbilt University.
- Losey also served as Tennessee State University's director of speed, strength and conditioning for six years from 2004-10.
- During his time at TSU, Losey managed all aspects of program design and implementation for 11 men's and women's collegiate sports.
- Losey holds certifications as a Certified Strength & Conditioning Specialist (CSCS) through the National Strength & Conditioning Association and is Strength & Conditioning Coach Certified (SCCC) through the Collegiate Strength & Conditioning Coaches Association (CSCCA).
- In 2017, Losey was named a master strength and conditioning coach (MSCC) by the CSCCA, the highest honor that can be achieved as a strength and conditioning coach.
- He also holds a sports performance coach status with the United States Weightlifting Federation.



LOSEY BY THE NUMBERS

- 20** years of collegiate coaching experience
- 10** years experience working on Penn State's staff
- 24** top-three round draft picks trained at PSU
- 31**-game starter as a defensive end at Vanderbilt

PROMINENT PLAYERS COACHED

- Olumuyiwa Fashanu (Penn State) - *New York Jets*; 2024 11th overall pick
- Chop Robinson (Penn State) - *Miami Dolphins*; 2024 21st overall pick
- Caedan Wallace (Penn State) - *New England Patriots*; 2024 third-round pick
- Adisa Isaac (Penn State) - *Baltimore Ravens*; 2024 third-round pick
- Joey Porter Jr. (Penn State) - *Pittsburgh Steelers*; 2023 second-round pick
- Brenton Strange (Penn State) - *Jacksonville Jaguars*; 2023 second-round pick
- Juice Scruggs (Penn State) - *Houston Texans*; 2023 second-round pick
- Ji'Ayir Brown (Penn State) - *San Francisco 49ers*; 2023 third-round pick
- Jahan Dotson (Penn State) - *Washington Commanders*; 2022 first-round pick
- Jaquan Brisker (Penn State) - *Chicago Bears*; 2022 second-round pick
- Arnold Ebiketie (Penn State) - *Atlanta Falcons*; 2022 second-round pick
- Micah Parsons (Penn State) - *Dallas Cowboys*; 2021 first-round pick
- Odafe Oweh (Penn State) - *Baltimore Ravens*; 2021 first-round pick
- Pat Freiermuth (Penn State) - *Pittsburgh Steelers*; 2021 second-round pick
- Yetur Gross-Matos (Penn State) - *San Francisco 49ers*; 2020 second-round pick
- KJ Hamler (Penn State) - *Buffalo Bills*; 2020 second-round pick
- Miles Sanders (Penn State) - *Carolina Panthers*; 2019 second-round pick
- Saquon Barkley (Penn State) - *Philadelphia Eagles*; 2018 second overall pick
- Mike Gesicki (Penn State) - *New England Patriots*; 2018 second-round pick
- Carl Nassib (Penn State) - *NFL (2016-22)*; 2016 third-round pick
- Austin Johnson (Penn State) - *Buffalo Bills*; 2016 second-round pick
- Chris Godwin (Penn State) - *Tampa Bay Buccaneers*; 2017 third-round pick
- Jordan Matthews (Vanderbilt) - *NFL (2014-20)*; 2014 second-round pick
- Casey Hayward (Vanderbilt) - *NFL (2012-22)*; 2012 second-round pick

ACCOMPLISHMENTS AS A PLAYER

- Losey was a standout football student-athlete at Vanderbilt, where he started 31 games at defensive end and was a four-year letter winner with the Commodores (1998-2002).
- He was voted Vanderbilt's Defensive Line MVP as a senior and won Vanderbilt's first Iron Man competition in the overall lineman category.

FOOTBALL ADMINISTRATIVE STAFF



Kevin Threlkel
Associate AD, Chief of Staff



Ben Kerr
Director of Football
Administration



Will Reimann
Director of Football Research
and Strategy




Destiny Rodriguez
Director of External
Operations

GRADUATE ASSISTANT COACHES




Torrence Brown
Defensive Graduate Assistant



Kevin Ceh
Offensive Graduate Assistant



Jordan Lucas
Defensive Graduate Assistant



Danny O'Brien
Quarterbacks

FOOTBALL ANALYSTS



Thomas Allen
Defensive Analyst



Keith Bruno
Special Teams Analyst



Dan Connor
Defensive Analyst



Mark Dupuis
Offensive Analyst



Vic Hall
Defensive Analyst



Frank Leonard
Offensive Analyst



Jeff McInerney
Defensive Analyst



David Parker
Offensive Analyst



Bill Queisert
Offensive Analyst



David Rocco
Offensive Analyst



Eric Sachse
Special Teams Analyst



Robb Smith
Offensive Analyst



Zach Terrill
Defensive Analyst



Charles Walker
Offensive Analyst

SUPPORT STAFF

RECRUITING STAFF



Andy Frank
General Manager of
Personnel and Recruitment



Kenny Sanders
Director of Player Personnel



Caleb Tyler
Director of Recruiting Content



Bob Palko
Director of High School
Relations




Khalil Ahmad
Recruiting Coordinator for
Personnel and Recruitment



D.J. Bryant
Recruiting Coordinator for
Personnel and Recruitment



Catherine Kennedy
Recruiting Coordinator for
Operations and Visits



Chris Mahon
Recruiting Coordinator for
Personnel and Recruitment



Alan Zemaitis
Recruiting Coordinator for
Personnel and Recruitment



Rashad Elby
Assistant Recruiting
Coordinator for Personnel
and Recruitment



Karsyn Kehler
Assistant Recruiting
Coordinator for
Operations and Visits



Rashad Rich
Assistant Recruiting
Coordinator for Personnel
and Recruitment

SPORT PERFORMANCE STAFF



Alvin Futrell
Associate Director of
Performance Enhancement



Jeff Earls
Assistant Director of
Performance Enhancement



Jon Fleury
Assistant Director of
Performance Enhancement



Tyrone Smith
Assistant Director of
Performance Enhancement



Leanne Loudon
Director of Football Nutrition



Andrew Nelson
Director of
Performance Science

PLAYER DEVELOPMENT STAFF



Dann Kabala
Director of
Player Relations



Brett Arnold
Assistant Director of
Player Relations



Lauren Geppert
Director of
Player Engagement




Jordan Hill
Director of
Life Skills

VIDEO STAFF



Jevin Stone
Director of Coaching
Technology



Blake Yunker
Assistant Video Director

SPORTS MEDICINE STAFF



Andy Mutnan
Head Athletic Trainer



Raymond Champagne
Football Athletic Trainer



Tesa Johns-Bostick
Football Athletic Trainer



Matt Peragine
Football Athletic Trainer



Dr. Wayne Sebastianelli
Director of Athletic Medicine



Dr. Gregory Billy
Team Physician

ACADEMICS STAFF



Christa Sist-Morris
Associate Director of Football
Learning Services



Todd Kulka
Associate Director of Football
Academic Services



Martin Solomon
Associate Director of Football
Academic Services



Jovahn Fair
Assistant Director of Football
Academic Services



Nicole Rao
Assistant Director of
Learning Services



Jessica Martin
Learning Specialist



Jacob Reeder
Learning Specialist



Bridget Kisslak
Administrative Support
Assistant

SUPPORT STAFF

ADDITIONAL SUPPORT STAFF



Heidi Erb
Executive Assistant to the
Head Football Coach



Angie Hummel
Administrative Support
Assistant, Business
and Finance




Wally Richardson
Director of Football
Letterman's Club



Ben Herman
Assistant AD,
Equipment Operations



Austin Cruz
Director of Football
Equipment



Juan Perez
Assistant Director of
Football Equipment

COMMUNICATIONS & CONTENT




Greg Kincaid
Assistant AD, Football
Communications and Content



Kristina Petersen
Senior Associate AD,
Strategic Communications



Paul Marboe
Assistant Director,
Strategic Communications



Matt Rudisill
Assistant Director,
Strategic Communications



Riley Joslin
Director of Football
Social Media



Zhanee Anderson
Football Graphic Designer



Hunter Neel
Football Graphic Designer

2023 RESULTS & STATISTICS

Date	PSU Rank	Opponent (Rank)	Score	Attendance	Big Ten	Overall
Sept. 2	7/7	West Virginia	W, 38-15	110,747	0-0	1-0
Sept. 9	7/7	Delaware	W, 63-7	108,575	0-0	2-0
Sept. 16	7/7	at Illinois *	W, 30-13	49,099	1-0	3-0
Sept. 23	7/7	Iowa (24/22)*	W, 31-0	110,830	2-0	4-0
Sept. 30	6/7	at Northwestern *	W, 41-13	25,064	3-0	5-0
Oct. 14	6/5	UMass	W, 63-0	105,533	3-0	6-0
Oct. 21	7/6	at Ohio State (3/3)*	L, 12-20	105,506	3-1	6-1
Oct. 28	10/10	Indiana *	W, 33-24	107,209	4-1	7-1
Nov. 4	11/9/9	at Maryland *	W, 51-15	51,802	5-1	8-1
Nov. 11	10/9/9	Michigan (3/2/2)*	L, 15-24	110,856	5-2	8-2
Nov. 18	12/12/12	Rutgers *	W, 27-6	105,114	6-2	9-2
Nov. 24	11/11/11	vs. Michigan State *#	W, 42-0	51,927	7-2	10-2
Dec. 30	10/10/10	vs. Ole Miss (11/11/11) ^	L, 25-38	71,230	7-2	10-3

(*) Big Ten Conference game; Rankings - AP/Coaches/CFP; ^ - Chick-fil-a Peach Bowl; # - Ford Field, Detroit, Mich.

TEAM STATISTICS	Penn State	Opponent
SCORING	471	175
Points Per Game	36.2	13.5
Points Off Turnovers	88	16
FIRST DOWNS	292	181
Rushing	136	66
Passing	134	98
Penalty	22	17
RUSHING YARDAGE	2403	982
Yards Gained Rushing	2614	1515
Yards Lost Rushing	211	533
Rushing Attempts	515	434
Average Per Rush	4.7	2.3
Average Per Game	184.8	75.5
TDs Rushing	26	10
PASSING YARDAGE	2795	2237
Comp-Att-Int	246-413-2	199-340-12
Average Per Pass	6.8	6.6
Average Per Catch	11.4	11.2
Average Per Game	215.0	172.1
TDs Passing	30	10
TOTAL OFFENSE	5198	3219
Total plays	928	774
Average per play	5.6	4.2
Average per game	399.8	247.6
KICK RETURNS: #-YARDS	16-372	17-286
PUNT RETURNS: #-YARDS	30-336	20-92
INT RETURNS: #-YARDS	12-177	2-7
KICK RETURN AVERAGE	23.3	16.8
PUNT RETURN AVERAGE	11.2	4.6
INT RETURN AVERAGE	14.8	3.5
FUMBLES-LOST	13-6	20-12
PENALTIES-YARDS	65-563	71-550
Average Per Game	43.3	42.3
PUNTS-YARDS	51-2320	78-3485
Average Per Punt	45.5	44.7
Net Punt Average	42.3	39.7
KICKOFFS-YARDS	87-5491	42-2610
Average Per Kick	63.1	62.1
Net Kick Average	39.6	39.0
TIME OF POSSESSION / GAME	32:32	27:28
3RD-DOWN CONVERSION	75/184	54/179
3rd-Down Pct	41%	30%
4TH-DOWN CONVERSION	20/26	11/20
4th-Down Pct	77%	55%
SACKS BY-YARDS	49-343	16-124
MISC YARDS	0	0
TOUCHDOWNS SCORED	59	20
FIELD GOALS - ATTEMPTS	19-26	11-15
ON-SIDE KICKS	0-3	0-2
RED-ZONE SCORES	(61-64) 95%	(22-24) 92%
RED-ZONE TOUCHDOWNS	(49-64) 77%	(13-24) 54%
PAT-ATTEMPTS	(54-54) 100%	(16-16) 100%
2-POINT CONVERSION-ATTEMPTS	(2-5) 40%	(3-4) 75%
ATTENDANCE	758,864	231,471
Games / Avg Per Game	7/108,409	4/57,868
Neutral Site Games	-	2/61,579

SCORE BY QUARTERS	1	2	3	4	OT	Total	Average
Penn State	73	133	115	150	0	471	36.2
Opponents	33	69	14	59	0	175	13.5

PASSING	G	Rating	C-A-I	Pct.	Yards	TD	LP	Avg./G
Drew Allar	13	136.9	233-389-2	59.9	2631	25	75	202.4
Beau Pribula	11	174.8	11-21-0	52.4	149	4	48	13.5
Trey Potts	13	522.4	1-1-0	100.0	11	1	11	0.8
KeAndre Lambert-Smith	13	0.0	0-1-0	0.0	0	0	0	0.0
Kaytron Allen	13	133.6	1-1-0	100.0	4	0	4	0.3
Total	13	139.4	246-413-2	59.6	2795	30	75	215.0
Opponents	13	116.4	199-340-12	58.5	2237	10	90	172.1

Statistician's Note

Passing rating formula: $[(8.4 \times \text{yards}) + (330 \times \text{touchdowns}) - (200 \times \text{interceptions}) + (100 \times \text{completions})] / \text{attempts}$.

RUSHING	G	Att.	Gain	Loss	Net	Avg./Att.	TD	LG	Avg./G
Kaytron Allen	13	172	919	17	902	5.2	6	50	69.4
Nicholas Singleton	13	171	776	24	752	4.4	8	24	57.8
Beau Pribula	11	56	350	21	329	5.9	6	39	29.9
Drew Allar	13	74	330	124	206	2.8	4	24	15.8
Trey Potts	13	25	162	7	155	6.2	2	28	11.9
Tank Smith	3	9	71	0	71	7.9	0	39	23.7
Tyler Holzworth	2	3	4	0	4	1.3	0	2	2.0
KeAndre Lambert-Smith	13	2	2	2	0	0.0	0	2	0.0
Team	13	3	0	16	-16	-5.3	0	0	-1.2
Total	13	515	2614	211	2403	4.7	26	50	184.8
Opponents	13	434	1515	533	982	2.3	10	66	75.5

RECEIVING	G	No.	Yards	Avg./Rec.	TD	LG	Avg./G
KeAndre Lambert-Smith	13	53	673	12.7	4	72	51.8
Theo Johnson	13	34	341	10.0	7	34	26.2
Tyler Warren	13	34	422	12.4	7	75	32.5
Nicholas Singleton	13	26	308	11.8	2	53	23.7
Dante Cephas	12	22	246	11.2	2	26	20.5
Harrison Wallace III	8	19	228	12.0	1	29	28.5
Kaytron Allen	13	14	81	5.8	1	15	6.2
Liam Clifford	13	13	130	10.0	0	33	10.0
Malik McClain	13	6	71	11.8	1	25	5.5
Kaden Saunders	12	6	56	9.3	1	17	4.7
Khalil Dinkins	12	5	57	11.4	2	16	4.8
Trey Potts	13	4	57	14.3	1	30	4.4
Omari Evans	9	4	94	23.5	1	60	10.4
Malick Meiga	9	3	9	3.0	0	7	1.0
Drew Allar	13	2	14	7.0	0	10	1.1
Cristian Driver	6	1	8	8.0	0	8	1.3
Total	13	246	2795	11.4	30	75	215.0
Opponents	13	199	2237	11.2	10	90	172.1

TOTAL OFFENSE	G	Plays	Rushing	Passing	Total	Avg./G
Drew Allar	13	463	206	2631	2837	218.2
Kaytron Allen	13	173	902	4	906	69.7
Nicholas Singleton	13	171	752	0	752	57.8
Beau Pribula	11	77	329	149	478	43.5
Trey Potts	13	26	155	11	166	12.8
Tank Smith	3	9	71	0	71	23.7
Tyler Holzworth	2	3	4	0	4	2.0
Team	13	0	-16	0	-16	-1.2
Total	13	928	2403	2795	5198	399.8
Opponents	13	774	982	2237	3219	247.6

KICKOFF RETURNS	No.	Yards	Avg./Ret.	TD	LG
Nicholas Singleton	13	313	24.1	0	51
Trey Potts	1	29	29.0	0	29
Daquan Hardy	1	19	19.0	0	19
Tyler Warren	1	11	11.0	0	11
Total	16	372	23.3	0	51
Opponents	17	286	16.8	0	36

PUNT RETURNS	No.	Yards	Avg./Ret.	TD	LG
Daquan Hardy	17	248	14.6	2	68
Kaden Saunders	13	88	6.8	0	37
Total	30	336	11.2	2	68
Opponents	20	92	4.6	0	15

2023 SEASON IN REVIEW

2023 RESULTS & STATISTICS

ALL-PURPOSE YARDAGE	G	Rushing	Receiving	Punt Returns	KO Returns	Int. Returns	Total	Avg./G
Nicholas Singleton	13	752	308	0	313	0	1373	105.6
Kaytron Allen	13	902	81	0	0	0	983	75.6
KeAndre Lambert-Smith	13	0	673	0	0	0	673	51.8
Tyler Warren	13	0	422	0	11	0	433	33.3
Theo Johnson	13	0	341	0	0	0	341	26.2
Beau Pribula	11	329	0	0	0	0	329	29.9
Daequan Hardy	11	0	0	248	19	34	301	27.4
Dante Cephas	12	0	246	0	0	0	246	20.5
Trey Potts	13	155	57	0	29	0	241	18.5
Harrison Wallace III	8	0	228	0	0	0	228	28.5
Drew Allar	13	206	14	0	0	0	220	16.9
Kaden Saunders	12	0	56	88	0	0	144	12.0
Liam Clifford	13	0	130	0	0	0	130	10.0
Omari Evans	9	0	94	0	0	0	94	10.4
Tank Smith	3	71	0	0	0	0	71	23.7
Malik McClain	13	0	71	0	0	0	71	5.5
Dominic DeLuca	13	0	0	0	0	61	61	4.7
Khalil Dinkins	12	0	57	0	0	0	57	4.8
Johnny Dixon	12	0	0	0	0	21	21	1.8
Tony Rojas	13	0	0	0	0	20	20	1.5
Abdul Carter	13	0	0	0	0	18	18	1.4
Jaylen Reed	13	0	0	0	0	17	17	1.3
Malick Meiga	9	0	9	0	0	0	9	1.0
Cristian Driver	6	0	8	0	0	0	8	1.3
Keaton Ellis	13	0	0	0	0	6	6	0.5
Tyler Holzworth	2	4	0	0	0	0	4	2.0
Team	13	-16	0	0	0	0	-16	-1.2
Total	13	2403	2795	336	372	177	6083	467.9
Opponents	13	982	2237	92	286	7	3604	277.2

SCORING	TD	FG	Points After Touchdown					DXP	Safety	Points
			Kick	Rush	Rec.	Pass				
Alex Felkins	-	19-24	47-47	-	-	-	-	-	104	
Nicholas Singleton	10	-	-	-	1	-	-	-	62	
Theo Johnson	7	-	-	-	-	-	-	-	42	
Tyler Warren	7	-	-	-	-	-	-	-	42	
Kaytron Allen	7	-	-	-	-	-	-	-	42	
Beau Pribula	6	-	-	-	-	1	-	-	36	
KeAndre Lambert-Smith	4	-	-	-	1	-	-	-	26	
Drew Allar	4	-	-	-	-	1	-	-	24	
Trey Potts	3	-	-	-	-	-	-	-	18	
Dante Cephas	2	-	-	-	-	-	-	-	12	
Daequan Hardy	2	-	-	-	-	-	-	-	12	
Khalil Dinkins	2	-	-	-	-	-	-	-	12	
Sander Sahaydak	-	0-2	7-7	-	-	-	-	-	7	
Dominic DeLuca	1	-	-	-	-	-	-	-	6	
Harrison Wallace III	1	-	-	-	-	-	-	-	6	
Malik McClain	1	-	-	-	-	-	-	-	6	
Kaden Saunders	1	-	-	-	-	-	-	-	6	
Omari Evans	1	-	-	-	-	-	-	-	6	
Total	59	19-26	54-54	0	2	2	0	1	471	
Opponents	20	11-15	16-16	1	2	2	0	0	175	

PUNTING	No.	Yards	Average	LG	TB	FC	I-20	50+	Blk.
Riley Thompson	50	2290	45.8	56	2	22	17	15	0
Team	1	30	30.0	0	0	0	0	0	1
Total	51	2320	45.5	56	2	22	17	15	1
Opponents	78	3485	44.7	72	3	24	19	25	1

FIELD GOALS	FG	Pct.	1-19	20-29	30-39	40-49	50+	LG	Blk.
Alex Felkins	19-24	79.2	0-0	7-7	4-4	7-9	1-4	50	2
Sander Sahaydak	0-2	0.0	0-0	0-0	0-2	0-0	0-0	0	0
Total	19-26	73.1	0-0	0-0	0-2	0-0	0-0	0	0
Opponents	11-15	73.3	0-0	3-3	6-7	1-4	1-1	52	0

Progression [Makes in (##)]: (46),43 | (40), (41) | 51,(50) | (20),(45),52,(28) | (21),(48) | (20),(47) | (30),(35),(39) | 38,34,(25) | (20) | (49),40,(30) | (26),51 | -

2023 SEASON IN REVIEW

2023 RESULTS & STATISTICS

KICKOFFS	No.	Yards	Average	TB	OB
Gabe Nwosu	76	4840	63.7	50	2
Alex Felkins	9	585	65.0	7	0
Sander Sahaydak	2	66	33.0	0	0
Total	87	5491	63.1	57	2
Opponents	42	2610	62.1	23	0

INTERCEPTIONS	No.	Yards	Average	TD	LG	FUMBLE RETURNS	No.	Yards	Average	TD	LG
Daequan Hardy	2	34	17.0	0	34	Zane Durant	1	14	14.0	0	14
Jaylen Reed	2	17	8.5	0	17	Kevin Winston	2	1	0.5	0	1
Dominic DeLuca	2	61	30.5	1	35	Curtis Jacobs	2	0	0.0	0	0
Johnny Dixon	1	21	21.0	0	21	Adisa Isaac	1	0	0.0	0	0
Keaton Ellis	1	6	6.0	0	6	Tyler Elsdon	1	0	0.0	0	0
Cam Miller	1	0	0.0	0	0	Zuriah Fisher	1	0	0.0	0	0
Abdul Carter	1	18	18.0	0	18	Kobe King	1	0	0.0	0	0
Kevin Winston	1	0	0.0	0	0	Jordan van den Berg	1	0	0.0	0	0
Tony Rojas	1	20	20.0	0	20	Chop Robinson	1	0	0.0	0	0
Total	12	177	14.8	1	35	Dani Dennis-Sutton	1	0	0.0	0	0
Opponents	2	7	3.5	0	7	Total	12	15	1.3	0	14
						Opponents	6	0	0.0	0	0

DEFENSE	G	Solo	Assist	Total	TFL-Yards	Sacks-Yards	Int.-Yards	PBU	QBH	FR-Yards	FF	Blk	Safety
Kevin Winston Jr.	13	34	27	61	2.5-5	.	1-0	5	.	2-1	.	.	.
Kobe King	13	39	20	59	6-18	1.5-5	.	.	1	1-0	.	.	.
Curtis Jacobs	13	31	18	49	9-24	2.5-13	.	.	5	2-0	.	.	.
Abdul Carter	13	25	23	48	5.5-46	4.5-43	1-18	5	5	.	1	.	.
Jaylen Reed	13	32	14	46	4-14	1-7	2-17	1
Adisa Isaac	13	23	14	37	16-77	7.5-58	.	.	5	1-0	1	.	.
Dominic DeLuca	13	17	12	29	4.5-14	1-5	2-61	3	.	.	2	1	.
Kalen King	12	20	9	29	1.5-2	.	.	2
Johnny Dixon	12	20	6	26	5.5-31	4.5-28	1-21	3	.	.	1	.	.
Dani Dennis-Sutton	13	17	9	26	6-33	3.5-29	.	1	3	1-0	2	.	.
Dvon J-Thomas	13	14	12	26	5-14	.	.	.	1
Zakee Wheatley	13	14	10	24	0.5-0
Cam Miller	13	19	5	24	4-23	3-22	1-0	3
Daequan Hardy	11	12	10	22	3-12	1-9	2-34	7
Tony Rojas	13	8	14	22	3.5-6	.	1-20	.	.	.	1	.	.
Tyler Elsdon	13	16	5	21	1-3	.	.	2	1	1-0	.	.	.
Keon Wylie	13	13	4	17	5-33	3-27	.	.	1
Keaton Ellis	13	13	4	17	.	.	1-6	.	.	.	1	.	.
Zane Durant	13	12	5	17	5.5-28	2-17	.	.	1	1-14	.	.	.
Coziah Izzard	11	7	9	16	3.5-12	3-11	1	.	.
Zuriah Fisher	13	10	6	16	3.5-21	3.5-21	.	.	1	1-0	.	.	.
Chop Robinson	10	12	3	15	7.5-34	4-26	.	1	5	1-0	2	.	.
Zion Tracy	13	10	3	13
Hakeem Beamon	13	8	4	12	1.5-9	1-8	.	.	2
Jordan van den Berg	11	6	5	11	0.5-1	.	.	.	1	1-0	.	.	.
Elliot Washington II	10	6	3	9	1-1
Jameial Lyons	8	2	4	6	2.5-10	1-4	.	.	1
Tyler Duzansky	13	5	1	6
Amin Vanover	8	3	3	6	1.5-10	1.5-10	.	.	1	.	1	.	.
Audavion Collins	5	3	.	3	1-1	.	.	.	1
King Mack	13	2	1	3	1
Kaleb Artis	13	.	3	3	0.5-1	.	.	.	1
Malik McClain	13	1	1	2
Mehki Flowers	3	.	2	2
Jake Wilson	13	.	2	2
Cristian Driver	6	2	.	2
Ta'Mere Robinson	2	2	.	2
Tyrece Mills	5	.	2	2
Trey Potts	13	.	1	1
Davon Townley	3	1	.	1
Theo Johnson	13	1	.	1
Kolin Dinkins	12	1	.	1
Kaveion Keys	2	1	.	1
Totals	13	462	274	736	111-483	49-343	12-177	33	37	12-15	13	1	1
Opponents	13	516	404	920	51-194	16-124	2-7	36	39	6-0	9	3	0

2023 SEASON IN REVIEW

SCORING SUMMARY

Plays	Yds	Time	Result	Qtr.	Scoring Play
WEST VIRGINIA (6)					
4	94	1:56	TD	1	Lambert-Smith 72 yd pass from Allar (Sahaydak kick)
10	81	4:59	TD	2	Singleton 2 yd run (Sahaydak kick)
7	56	3:26	TD	3	Lambert-Smith 12 yd pass from Allar (Felkins kick)
9	65	2:57	FG	4	Felkins 25 yd kick
5	42	2:54	TD	4	McClain 25 yd pass from Allar (Felkins kick)
9	46	3:24	TD	4	Pribula 5 yd run (Felkins kick)
DELAWARE (9)					
13	60	5:50	TD	1	Singleton 2 yd run (Felkins kick)
9	37	5:10	TD	1	Allen 4 yd run (Felkins kick)
9	75	4:15	TD	2	Singleton 5 yd run (Felkins kick)
9	73	4:13	TD	2	Singleton 5 yd run (Felkins kick)
6	49	0:52	TD	2	Warren 2 yd pass from Allar (Felkins kick)
10	74	5:06	TD	3	Allar 1 yd run (Sahaydak kick)
5	31	2:25	TD	3	Pribula 6 yd run (Felkins kick)
-	26	-	TD	3	DeLuca 26 yd interception return (Felkins kick)
8	71	4:14	TD	4	Evans 4 yd pass from Pribula (Felkins kick)
ILLINOIS (6)					
9	40	4:10	FG	1	Felkins 20 yd kick
4	-6	1:19	FG	1	Felkins 45 yd kick
12	57	5:13	TD	1	Allen 4 yd run (Felkins kick)
6	48	0:42	FG	2	Felkins 28 yd kick
7	70	2:14	TD	3	Warren 11 yd pass from Potts (Felkins kick)
3	30	1:11	TD	4	Singleton 16 yd run (Felkins kick)
IOWA (5)					
17	53	7:28	FG	1	Felkins 46 yd kick
10	39	4:54	TD	2	Dinkins 9 yd pass from Allar (Felkins kick)
15	75	6:40	TD	3	Warren 2 yd pass from Allar (Felkins kick)
12	71	5:50	TD	3	Warren 7 yd pass from Allar (Felkins kick)
8	19	3:37	TD	4	Lambert-Smith 3 yd pass from Allar (Felkins kick)
NORTHWESTERN (7)					
11	53	5:11	FG	1	Felkins 20 yd kick
6	63	2:15	TD	2	Potts 13 yd run (Felkins kick)
12	68	5:31	TD	3	Allar 1 yd run (Felkins kick)
4	2	1:14	FG	3	Felkins 47 yd kick
7	34	3:39	TD	3	Singleton 2 yd pass from Allar (Felkins kick)
12	40	5:03	TD	4	Singleton 1 yd run (Felkins kick)
1	30	0:06	TD	4	Potts 30 yd pass from Pribula (Felkins kick)
UMASS (9)					
-	56	-	TD	1	Hardy 56 yd punt return (Felkins kick)
8	71	3:54	TD	2	Allar 1 yd run (Felkins kick)
7	80	3:30	TD	2	Allen 9 yd run (Felkins kick)
7	35	2:37	TD	2	Warren 7 yd pass from Allar (Felkins kick)
5	51	2:25	TD	3	Johnson 30 yd pass from Allar (Felkins kick)
8	54	2:53	TD	3	Johnson 18 yd pass from Allar (Felkins kick)
-	68	-	TD	3	Hardy 68 yd punt return (Sahaydak kick)
4	49	1:23	TD	4	Potts 2 yd run (Sahaydak kick)
5	80	2:17	TD	4	Pribula 31 yd run (Sahaydak kick)

Plays	Yds	Time	Result	Qtr.	Scoring Play
OHIO STATE (3)					
6	39	2:36	FG	1	Felkins 40 yd kick
7	51	3:15	FG	2	Felkins 41 yd kick
12	73	2:12	TD	4	Saunders 8 yd pass from Allar (pass failed)
INDIANA (6)					
7	32	4:21	TD	1	Dinkins 9 yd pass from Allar (Felkins kick)
9	59	4:51	TD	2	Singleton 2 yd run (Felkins kick)
7	11	1:01	FG	2	Felkins 50 yd kick
12	75	6:21	TD	3	Johnson 16 yd pass from Allar (Felkins kick)
3	78	1:10	TD	4	Lambert-Smith 57 yd pass from Allar (Felkins kick)
-	-	-	SAF	4	Dennis-Sutton FF, ball rolled through end zone
MARYLAND (9)					
8	44	3:45	TD	1	Cephas 6 yd pass from Allar (Felkins kick)
8	79	3:58	TD	1	Johnson 2 yd pass from Allar (Felkins kick)
12	75	5:25	TD	2	Warren 8 yd pass from Allar (Felkins kick)
11	70	5:30	FG	3	Felkins 30 yd kick
13	88	6:15	TD	4	Cephas 15 yd pass from Allar (Felkins kick)
5	26	2:03	TD	4	Allen 10 yd run (Felkins kick)
4	2	1:26	FG	4	Felkins 35 yd kick
8	4	4:41	FG	4	Felkins 39 yd kick
3	12	0:47	TD	4	Pribula 6 yd run (Felkins kick)
MICHIGAN (3)					
13	66	6:24	FG	1	Felkins 20 yd kick
10	75	5:38	TD	2	Allar 11 yd run (pass failed)
8	75	2:16	TD	4	Johnson 8 yd pass from Allar (pass failed)
RUTGERS (5)					
15	75	8:00	TD	1	Allen 2 yd run (Felkins kick)
5	28	2:05	FG	2	Felkins 21 yd kick
4	9	2:15	FG	3	Felkins 48 yd kick
5	42	2:04	TD	3	Allen 3 yd run (Felkins kick)
8	73	4:51	TD	4	Pribula 1 yd run (Felkins kick)
MICHIGAN STATE (7)					
10	43	5:10	FG	1	Felkins 49 yd kick
8	71	4:24	FG	2	Felkins 30 yd kick
10	64	5:25	TD	2	Allen 2 yd pass from Allar (Felkins kick)
7	51	3:17	TD	3	Warren 8 yd pass from Pribula (Pass - Allar to Lambert-Smith)
6	74	3:01	TD	3	Pribula 2 yd run (Felkins kick)
3	28	1:43	TD	4	Johnson 21 yd pass from Allar (Felkins kick)
4	58	2:11	TD	4	Singleton 14 yd run (Sahaydak kick)
OLE MISS (4)					
10	64	4:58	FG	1	Felkins 26 yd kick
6	75	1:56	TD	2	Johnson 2 yd pass from Allar (Felkins kick)
4	75	2:13	TD	2	Singleton 48 yd pass from Pribula (Felkins kick)
4	70	0:54	TD	4	Wallace 14 yd pass from Allar (Singleton pass from Allar)

2023 SEASON IN REVIEW

PENN STATE GAME-BY-GAME

	WVU	UD	at ILL	IOWA	at NW	UMASS	at OSU	IND	at MD	MICH	RU	vs. MSU	vs. MISS
First Downs	27	34	20	28	19	28	15	19	25	17	16	23	21
Rushing	9	19	7	16	8	17	3	8	11	8	11	11	8
Passing	16	12	12	10	10	7	10	9	13	6	4	12	13
Penalty	2	3	1	2	1	4	2	2	1	3	1	0	0
Net Yards Rushing	146	315	164	215	134	246	49	132	158	164	234	283	167
Rushing Attempts	35	60	40	57	39	37	26	43	37	35	39	39	28
Average Per Rush	4.2	5.2	4.1	3.8	3.4	6.6	1.9	3.1	4.3	4.7	6.0	7.3	6.0
Rushing Touchdowns	2	6	2	0	3	4	0	1	2	1	3	2	0
Yards Gained	157	326	175	224	143	262	94	163	180	174	235	300	183
Yards Lost	11	11	11	9	9	16	45	31	22	10	1	17	16
Net Yards Passing	332	226	219	182	219	162	191	210	246	74	88	303	343
Completions	22	25	17	26	19	16	18	20	26	11	7	19	20
Attempts	30	31	37	40	34	23	42	31	39	24	14	28	40
Interceptions	0	0	0	0	0	0	0	1	0	0	0	0	1
Yards Per Attempt	11.1	7.3	5.9	4.6	6.4	7.0	4.5	6.8	6.3	3.1	6.3	10.8	8.6
Yards Per Completion	15.1	9.0	12.9	7.0	11.5	10.1	10.6	10.5	9.5	6.7	12.6	15.9	17.2
Passing Touchdowns	3	2	1	4	2	3	1	3	4	1	0	3	3
Total Offensive Yards	478	541	383	397	353	408	240	342	404	238	322	586	510
Plays	65	91	77	97	73	60	68	74	76	59	53	67	68
Yards Per Play	7.4	5.9	5.0	4.1	4.8	6.8	3.5	4.6	5.3	4.0	6.1	8.7	7.5
Fumbles-Lost	0-0	1-0	1-0	1-0	3-1	2-2	0-0	1-0	0-0	1-1	2-1	0-0	1-1
Penalties-Yards	1-5	7-55	7-70	4-45	6-45	6-60	5-32	6-60	7-76	5-33	1-2	4-30	6-50
Punts-Yards	2-75	2-91	7-293	4-151	4-187	1-47	9-393	6-294	2-89	5-245	2-104	3-141	5-247
Yards Per Punt	37.5	45.5	41.9	37.8	46.8	47.0	43.7	49.0	44.5	49.0	52.0	47.0	49.4
Net Yards Per Punt	35.5	45.5	33.0	34.0	43.0	47.0	41.9	46.7	43.5	47.6	52.0	40.3	48.0
Inside 20	0	1	2	0	2	1	4	2	1	1	0	2	1
50+ Yard Kicks	0	0	0	0	1	0	2	4	0	3	1	2	2
Touchbacks	0	0	0	0	0	0	0	1	0	0	0	1	0
Fair Catch	0	2	2	1	2	0	4	3	1	1	2	2	2
Kickoffs-Yards	7-443	10-635	6-390	6-381	8-516	10-622	3-187	5-325	10-626	3-195	6-379	8-519	4-260
Yards Per Kickoff	63.3	63.5	65.0	63.5	64.5	62.2	62.3	65.0	62.6	65.0	63.2	64.9	65.0
Net Yards Per Kickoff	39.0	41.6	43.5	40.0	39.1	40.4	41.0	40.0	37.7	40.0	38.7	40.0	41.2
Touchbacks	6	8	4	3	5	2	2	5	8	2	3	6	3
Punt Returns	0	5	2	3	1	5	1	3	1	2	0	7	0
Yards	0	30	16	-3	2	172	15	19	3	5	0	77	0
Touchdowns	0	0	0	0	0	2	0	0	0	0	0	0	0
Yards Per Return	0.0	6.0	8.0	-1.0	2.0	34.4	15.0	6.3	3.0	2.5	0.0	11.0	0.0
Kickoff Returns	1	1	3	0	2	1	2	2	2	0	1	0	1
Yards	19	26	54	0	26	24	59	61	68	0	24	0	11
Touchdowns	0	0	0	0	0	0	0	0	0	0	0	0	0
Yards Per Return	19.0	26.0	18.0	0.0	13.0	24.0	29.5	30.5	34.0	0.0	24.0	0.0	11.0
Interceptions	0	1	4	0	1	1	0	1	2	0	1	1	0
Yards	0	26	39	0	34	6	0	17	55	0	0	0	0
Touchdowns	0	1	0	0	0	0	0	0	0	0	0	0	0
Fumble Recoveries	0	1	1	0	0	0	0	0	1	0	0	0	0
Returns-Yards	0-0	1-1	1-0	0-0	0-0	0-0	0-0	0-0	1-14	0-0	0-0	0-0	0-0
Touchdowns	0	0	0	0	0	0	0	0	0	0	0	0	0
Miscellaneous Yards	0	0	0	0	0	0	0	0	0	0	0	0	0
Possession Time	28:44	42:22	31:52	45:27	32:08	27:02	25:36	35:25	37:14	26:48	28:00	35:50	26:22
1st Quarter	5:41	12:05	7:28	9:19	8:16	8:55	6:45	10:52	8:59	7:11	5:59	10:28	8:43
2nd Quarter	8:55	10:01	9:05	11:54	6:46	8:32	6:39	10:33	5:45	7:50	9:05	9:19	6:03
3rd Quarter	7:43	9:54	7:43	13:26	10:24	5:18	5:54	7:16	12:18	6:44	7:19	8:52	4:39
4th Quarter	6:25	10:22	7:36	10:48	6:42	4:17	6:18	6:44	10:12	5:03	5:37	7:11	6:57
3rd-Down Conversions	3-9	8-14	7-18	9-20	8-17	7-9	1-16	7-18	7-15	4-14	4-9	4-11	6-15
4th-Down Conversions	1-1	3-3	0-1	4-4	2-2	1-1	1-3	1-1	3-3	2-3	0-1	1-1	1-2
Red Zone Scoring	4-5	8-8	5-5	4-5	5-5	5-5	1-1	4-4	9-9	3-3	4-5	6-6	3-3
Touchdowns	3-5	8-8	3-5	4-5	4-5	5-5	1-1	3-4	6-9	2-3	3-5	5-6	2-3
Field Goals	1-5	0-8	2-5	0-5	1-5	0-5	0-1	1-4	3-9	1-3	1-5	1-6	1-3
Sacks By-Yards	3-17	4-24	3-30	3-22	7-47	7-40	2-10	3-21	5-46	1-10	3-24	7-64	1-4
PAT Kicks	5-5	9-9	3-3	4-4	5-5	9-9	0-0	4-4	6-6	0-0	3-3	4-4	2-2
Field Goals	1-3	0-0	3-4	1-2	2-2	0-0	2-2	1-2	3-3	1-1	2-2	2-3	1-2
Total Points	38	63	30	31	41	63	12	33	51	15	27	42	25
Touchdowns Rushing	2	6	2	0	3	4	0	1	2	1	3	2	0
Touchdowns Passing	3	2	1	4	2	3	1	3	4	1	0	3	3
Touchdown Returns	0	1	0	0	0	2	0	0	0	0	0	0	0
Other Touchdowns	0	0	0	0	0	0	0	0	0	0	0	0	0
Safeties	0	0	0	0	0	0	0	1	0	0	0	0	0
Kick PAT-Attempts	5-5	9-9	3-3	4-4	5-5	9-9	0-0	4-4	6-6	0-0	3-3	4-4	2-2
2pt PAT-Attempts	0-0	0-0	0-0	0-1	0-0	0-0	0-1	0-0	0-0	0-2	0-0	1-1	1-1
Field Goals-Attempts	1-3	0-0	3-4	1-2	2-2	0-0	2-2	1-2	3-3	1-1	2-2	2-3	1-2
Points Off Turnovers	0	14	20	10	7	7	0	10	13	0	10	0	0

2023 SEASON IN REVIEW

OPPONENT GAME-BY-GAME

	WVU	UD	at ILL	IOWA	at NW	UMASS	at OSU	IND	at MD	MICH	RU	vs. MSU	vs. MISS
First Downs	17	5	20	4	12	9	22	14	15	15	13	5	30
Rushing	10	2	4	2	5	5	6	4	0	10	5	2	11
Passing	7	1	13	2	6	2	13	9	11	4	8	3	19
Penalty	0	2	3	0	1	2	3	1	4	1	0	0	0
Net Yards Rushing	146	82	62	20	45	64	79	80	-49	227	99	-35	146
Rushing Attempts	40	24	29	17	32	39	41	34	16	46	42	27	47
Average Per Rush	3.6	3.4	2.1	1.2	1.4	1.6	1.9	2.4	-3.1	4.9	2.4	-1.3	3.1
Rushing Touchdowns	2	1	1	0	1	0	1	0	0	3	0	0	1
Yards Gained	170	122	101	47	102	120	107	122	9	249	131	56	179
Yards Lost	24	40	39	27	57	56	28	42	58	22	32	91	33
Net Yards Passing	162	58	292	56	130	45	286	269	283	60	130	88	394
Completions	16	6	25	6	16	9	22	13	31	7	10	12	26
Attempts	27	17	44	16	31	23	35	19	42	8	16	20	41
Interceptions	0	1	4	0	1	1	0	1	2	0	1	1	0
Yards Per Attempt	6.0	3.4	6.6	3.5	4.2	2.0	8.2	14.2	6.7	7.5	8.1	4.4	9.6
Yards Per Completion	10.1	9.7	11.7	9.3	8.1	5.0	13.0	20.7	9.1	8.6	13.0	7.3	15.2
Passing Touchdowns	0	0	1	0	0	0	1	3	2	0	0	0	3
Total Offensive Yards	308	140	354	76	175	109	365	349	234	287	229	53	540
Plays	67	41	73	33	63	62	76	53	58	54	58	47	88
Yards Per Play	4.6	3.4	4.8	2.3	2.8	1.8	4.8	6.6	4.0	5.3	3.9	1.1	6.1
Fumbles-Lost	0-0	2-1	1-1	6-4	0-0	1-0	1-1	3-1	2-2	1-0	3-2	0-0	1-0
Penalties-Yards	5-55	5-33	6-47	4-28	4-18	9-81	6-54	5-35	4-45	6-50	6-48	6-30	5-26
Punts-Yards	4-170	7-292	6-237	7-366	6-224	10-382	6-285	4-230	4-180	5-199	4-172	10-532	5-216
Yards Per Punt	42.5	41.7	39.5	52.3	37.3	38.2	47.5	57.5	45.0	39.8	43.0	53.2	43.2
Net Yards Per Punt	42.5	38.9	36.8	52.7	37.0	14.6	45.0	55.2	44.2	40.8	43.0	45.5	39.2
Inside 20	2	0	0	4	1	0	2	1	2	1	2	2	2
50+ Yard Kicks	1	2	0	4	0	0	3	4	2	1	1	6	1
Touchbacks	0	0	0	0	0	2	0	0	0	0	0	0	1
Fair Catch	4	1	4	1	3	1	1	1	1	2	2	1	2
Kickoffs-Yards	2-130	2-128	3-171	1-65	4-255	1-60	5-317	5-258	3-187	5-325	2-129	1-65	8-520
Yards Per Kickoff	65	64	57	65	63.8	60.0	63.4	51.6	62.3	65.0	64.5	65.0	65.0
Net Yards Per Kickoff	43.0	39.5	39.0	40.0	44.8	36.0	36.6	33.6	31.3	40.0	40.0	40.0	41.8
Touchbacks	1	0	0	1	2	0	3	1	1	5	1	1	7
Punt Returns	1	0	3	3	1	0	0	2	1	3	0	0	2
Yards	4	0	32	15	15	0	4	-6	2	7	0	0	7
Touchdowns	0	0	0	0	0	0	16	0	0	0	0	0	0
Yards Per Return	4.0	0.0	10.7	5.0	15.0	0	4.0	-3.0	2.0	2.3	0.0	0	3.5
Kickoff Returns	1	2	2	0	3	4	1	0	1	0	1	0	2
Yards	20	19	29	0	78	77	14	0	0	0	29	0	20
Touchdowns	0	0	0	0	0	0	0	0	0	0	0	0	0
Yards Per Return	20.0	9.5	14.5	0.0	26.0	19.2	14.0	0	0.0	0	29.0	0	10.0
Interceptions	0	0	0	0	0	0	0	1	0	0	0	0	1
Yards	0	0	0	0	0	0	0	7	0	0	0	0	0
Touchdowns	0	0	0	0	0	0	0	0	0	0	0	0	0
Fumble Recoveries	0	0	0	0	0	0	0	0	0	0	0	0	0
Returns-Yards	0	0	0	0	0	0	0	0	0	0	0	0	0
Touchdowns	0	0	0	0	0	0	0	0	0	0	0	0	0
Miscellaneous Yards	0	0	0	0	0	0	0	0	0	0	0	0	-1
Possession Times	31:16	17:38	28:08	14:33	27:52	32:58	34:24	24:35	22:46	33:12	32:00	24:10	33:38
1st Quarter	9:19	2:55	7:32	5:41	6:44	6:05	8:15	4:08	6:01	7:49	9:01	4:32	6:17
2nd Quarter	6:05	4:59	5:55	3:06	8:14	6:28	8:21	4:27	9:15	7:10	5:55	5:41	8:57
3rd Quarter	7:17	5:06	7:17	1:34	4:36	9:42	9:06	7:44	2:42	8:16	7:41	6:08	10:21
4th Quarter	8:35	4:38	7:24	4:12	8:18	10:43	8:42	8:16	4:48	9:57	9:23	7:49	8:03
3rd-Down Conversions	4-14	2-11	6-15	1-9	5-16	5-18	6-16	3-11	4-12	6-13	4-13	2-13	7-18
4th-Down Conversions	3-6	0-0	1-1	0-0	0-2	0-1	0-1	1-2	0-1	1-1	1-1	0-0	3-3
Red Zone Scoring	2-2	0-0	2-2	0-0	3-3	0-0	4-5	1-2	2-2	2-2	2-2	0-0	4-4
Touchdowns	2-2	0-0	2-2	0-0	1-3	0-0	2-5	0-2	2-2	1-2	0-2	0-0	3-4
Field Goals	0-2	0-0	0-2	0-0	2-3	0-0	2-5	1-2	0-2	1-2	2-2	0-0	1-4
Sacks By-Yards	1-6	0-0	1-3	0-0	1-9	1-8	4-36	3-23	1-13	1-9	0-0	2-15	1-2
PAT Kicks	1-1	1-1	1-1	0-0	1-1	0-0	2-2	3-3	1-1	3-3	0-0	0-0	3-3
Field Goals	0-0	0-1	0-1	0-0	2-2	0-0	2-3	1-2	0-0	1-1	2-2	0-0	3-3
Total Points	15	7	13	0	13	0	20	24	15	24	6	0	38
Touchdowns Rushing	2	1	1	0	1	0	1	0	0	3	0	0	1
Touchdowns Passing	0	0	1	0	0	0	1	3	2	0	0	0	3
Touchdown Returns	0	0	0	0	0	0	0	0	0	0	0	0	0
Other Touchdowns	0	0	0	0	0	0	0	0	0	0	0	0	0
Safeties	0	0	0	0	0	0	0	0	0	0	0	0	0
Kick PAT-Attempts	1-1	1-1	1-1	0-0	2-2	0-0	2-2	3-3	1-1	3-3	0-0	0-0	3-3
2pt PAT-Attempts	1-1	0-0	0-1	0-0	0-0	0-0	0-0	0-0	1-1	0-0	0-0	0-0	1-1
Field Goals-Attempts	0-0	0-0	0-1	0-0	2-2	0-0	2-3	1-2	0-0	1-1	2-2	0-0	3-3
Points Off Turnovers	0	0	0	0	3	0	3	3	0	3	0	0	7

INDIVIDUAL GAME-BY-GAME

RUSHING

(ATT-YDS-TD)	Total	WVU	UD	at ILL	IOWA	at NW	UMASS	at OSU	IND	at MD	MICH	RU	vs. MSU	vs. MISS
Kaytron Allen	172-902/6	10-51/0	19-103/1	13-54/1	21-72/0	6-27/0	9-68/1	9-26/0	18-81/0	14-91/1	12-72/0	16-69/2	15-137/0	10-51/0
Nicholas Singleton	171-752/8	13-70/1	12-47/3	11-37/1	17-49/0	21-80/1	15-79/0	9-48/0	15-50/1	8-20/0	13-43/0	11-61/0	18-118/1	8-50/0
Drew Allar	74-206/4	4-1/0	5-27/1	6-24/0	8-22/0	8-4/1	3-1/1	7--23/0	8-5/0	4-39/0	10-49/1	3-28/0	3--7/0	5-36/0
Beau Pribula	56-329/6	3-18/1	8-46/1	9-47/0	8-55/0	-	6-59/1	DNP	1-3/0	9-12/1	DNP	8-71/1	1-2/1	3-16/0
Trey Potts	25-155/2	5-6/0	7-59/0	1-2/0	3-17/0	3-21/1	1-2/1	-	-	-	-	1-5/0	2-33/0	2-10/0
Tank Smith	9-71/0	DNP	6-29/0	DNP	DNP	DNP	2-41/0	DNP	DNP	1-1/0	DNP	DNP	DNP	DNP
Tyler Holzworth	3-4/0	-	3-4/0	DNP	DNP	DNP	DNP	DNP	DNP	DNP	DNP	DNP	DNP	DNP
KeAndre Lambert-Smith	2-0/0	-	-	-	-	1-2/0	-	1--2/0	-	-	-	-	-	-

RECEIVING

(ATT-YDS-TD)	Total	WVU	UD	at ILL	IOWA	at NW	UMASS	at OSU	IND	at MD	MICH	RU	vs. MSU	vs. MISS
KeAndre Lambert-Smith	53-673/4	4-123/2	6-74/0	3-23/0	8-66/1	4-86/0	6-30/0	6-52/0	6-96/1	8-95/0	1-6/0	-	1-22/0	-
Tyler Warren	34-422/7	1-9/0	6-37/1	3-35/1	2-9/2	2-25/0	2-14/1	1-11/0	2-25/0	4-51/1	2-25/0	2-32/0	2-22/1	5-127/0
Theo Johnson	34-341/7	-	2-14/0	2-32/0	6-42/0	2-13/0	4-66/2	2-39/0	2-21/1	4-19/1	2-10/1	2-10/0	4-59/1	2-16/1
Nicholas Singleton	26-308/2	1-1/0	1-18/0	3-49/0	2-4/0	6-39/1	-	1-6/0	5-31/0	-	1-6/0	-	2-68/0	4-86/1
Dante Cephas	22-246/2	1-22/0	2-36/0	1-13/0	1-11/0	2-21/0	-	2-28/0	2-15/0	6-53/2	2-11/0	-	3-36/0	DNP
Harrison Wallace III	19-228/1	7-72/0	3-26/0	-	-	DNP	3-44/0	2-19/0	-	DNP	DNP	DNP	DNP	4-67/1
Kaytron Allen	14-81/1	1-15/0	-	1-9/0	3-8/0	-	1-8/0	1-4/0	2-13/0	1-1/0	-	1-6/0	3-17/1	-
Liam Clifford	13-130/0	2-25/0	2-2/0	1-33/0	2-17/0	1-6/0	-	1-7/0	-	-	-	1-15/0	-	3-25/0
Malik McClain	6-71/1	4-58/1	1-7/0	1-6/0	-	-	-	-	-	-	-	-	-	-
Kaden Saunders	6-56/1	-	-	2-19/0	-	1--1/0	-	2-25/1	DNP	-	1-13/0	-	-	-
Khalil Dinkins	5-57/2	-	-	-	1-9/1	-	DNP	-	1-9/1	1-16/0	-	-	1-11/0	1-12/0
Omani Evans	4-94/1	DNP	1-4/1	-	-	-	-	DNP	DNP	1-5/0	DNP	1-25/0	1-60/0	-
Trey Potts	4-57/1	-	-	-	1-16/0	1-30/1	-	-	-	1-6/0	-	-	1-5/0	-
Malick Meiga	3-9/0	1-7/0	DNP	DNP	DNP	DNP	-	-	-	-	1--1/0	-	1-3/0	-
Drew Allar	2-14/0	-	-	-	-	-	-	-	-	-	1-4/0	-	-	1-10/0
Cristian Driver	1-8/0	DNP	1-8/0	-	DNP	-	-	DNP	DNP	-	DNP	DNP	-	DNP

PASSING

Player	C-A-I	Pct.	Yards	TD	Long	Sack-Yards	Efficiency
Drew Allar	21-29-0	72.4	325	3	72	1-6	200.7
West Virginia	21-29-0	72.4	325	3	72	1-6	200.7
Delaware	22-26-0	84.6	204	1	26	0-0	163.2
at Illinois	16-33-0	48.5	208	0	33	1-3	101.4
Iowa	25-37-0	67.6	166	4	14	0-0	140.9
at Northwestern	18-33-0	54.5	189	1	35	1-9	112.7
Massachusetts	16-23-0	69.6	162	3	30	1-8	171.8
at Ohio St.	18-42-0	42.9	191	1	34	4-36	88.9
Indiana	20-31-1	64.5	210	3	57	3-23	146.9
at Maryland	25-34-0	73.5	240	4	38	0-0	171.6
Michigan	10-23-0	43.5	70	1	19	1-9	83.4
Rutgers	6-13-0	46.2	79	0	25	0-0	97.2
vs. Michigan St.	17-26-0	65.4	292	2	60	2-15	185.1
vs. Ole Miss	19-39-1	48.7	295	2	75	1-2	124.1
Totals	233-389-2	59.9	2631	25	75	15-111	136.9

Player	C-A-I	Pct.	Yards	TD	Long	Sack-Yards	Efficiency
KeAndre Lambert-Smith	0-1-0	0.0	0	0	0	0-0	0.0
at Maryland	0-1-0	0.0	0	0	0	0-0	0.0
Totals	0-1-0	0.0	0	0	0	0-0	0.0

Player	C-A-I	Pct.	Yards	TD	Long	Sack-Yards	Efficiency
Beau Pribula	11-21-0	52.4	149	4	48	1-13	174.8
West Virginia	1-1-0	100.0	7	0	7	0-0	158.8
Delaware	3-5-0	60.0	22	1	10	0-0	163.0
at Illinois	0-3-0	0.0	0	0	0	0-0	0.0
Iowa	1-3-0	33.3	16	0	16	0-0	78.1
at Northwestern	1-1-0	100.0	30	1	30	0-0	682.0
at Maryland	1-4-0	25.0	6	0	6	1-13	37.6
Rutgers	1-1-0	100.0	9	0	9	0-0	175.6
vs. Michigan St.	2-2-0	100.0	11	1	8	0-0	311.2
vs. Ole Miss	1-1-0	100.0	48	1	48	0-0	833.2
Totals	11-21-0	52.4	149	4	48	1-13	174.8

Player	C-A-I	Pct.	Yards	TD	Long	Sack-Yards	Efficiency
Kaytron Allen	1-1-0	100.0	4	0	4	0-0	133.6
Michigan	1-1-0	100.0	4	0	4	0-0	133.6
Totals	1-1-0	100.0	4	0	4	0-0	133.6

Player	C-A-I	Pct.	Yards	TD	Long	Sack-Yards	Efficiency
Trey Potts	1-1-0	100.0	11	1	11	0-0	522.4
Illinois	1-1-0	100.0	11	1	11	0-0	522.4
Totals	1-1-0	100.0	11	1	11	0-0	522.4

KICKING & PUNTING

KICKOFFS

Season	KO	Total Yards	AVG	TB	OB
Gabe Nwosu	76	4840	63.7	50	2
Alex Felkins	9	585	65.0	7	0
Sander Sahaydak	2	66	33.0	0	0

Game	KO	Total Yards	TB	OB	Kick Avg.	Returns	Rtn. Yds.	Yds./Rtn.
West Virginia	7	443	6	0	63.2	1	20	20.0
Delaware	10	635	8	0	63.5	2	19	9.5
at Illinois	6	390	4	0	65.0	2	29	14.5
Iowa	6	381	3	0	63.5	0	0	0.0
at Northwestern	8	516	5	0	64.5	3	78	26.0
Massachusetts	10	622	2	1	62.2	4	77	19.3
at Ohio State	3	187	2	0	62.3	1	14	14.0
Indiana	5	325	5	0	65.0	0	0	0.0
at Maryland	10	626	8	1	62.6	1	0	0.0
Michigan	3	195	2	0	65.0	0	0	0.0
Rutgers	6	379	3	0	63.2	1	29	29.0
vs. Michigan St.	8	519	6	0	64.9	0	0	0.0
vs. Ole Miss	5	273	3	0	54.6	2	20	10.0

PUNTING

Season	No.	Total Yds	Avg.	Long	TB	FC	I20	50+	Blk
Riley Thompson	50	2290	45.8	56	2	22	17	15	0
Team	1	30	30.0	0	0	0	0	0	1

Game	No.	Total Yds	Avg.	Long	Blk	TB	FC	50+	i20
West Virginia	2	75	37.5	46	0	0	0	0	0
Delaware	2	91	45.5	47	0	0	2	0	1
at Illinois	7	293	41.9	45	1	0	2	0	2
Iowa	3	114	38.0	42	0	0	1	0	0
at Northwestern	4	187	46.8	50	0	0	2	1	2
Massachusetts	1	47	47.0	47	0	0	0	0	1
at Ohio State	9	393	43.7	54	0	0	4	2	4
Indiana	6	294	49.0	54	0	1	3	4	2
at Maryland	2	89	44.5	46	0	0	1	0	1
Michigan	5	245	49.0	56	0	0	1	3	1
Rutgers	2	104	52.0	56	0	0	2	1	0
vs. Michigan St.	3	141	47.0	51	0	1	2	2	2
vs. Ole Miss	5	247	49.4	54	0	0	2	2	1

2023 SEASON IN REVIEW

INDIVIDUAL GAME-BY-GAME

TACKLES

	UA-A	TT	WVU	UD	at ILL	IOWA	at NW	UMASS	at OSU	IND	at MD	MICH	RU	vs. MSU	vs. MISS
Kevin Winston Jr.	34-27	61	2-1	0-1	2-1	1-0	4-1	0-1	4-3	2-1	4-1	5-7	4-2	2-2	4-6
Kobe King	39-20	59	2-3	-	4-0	1-0	4-0	1-1	5-1	2-3	1-2	6-3	5-5	3-2	5-0
Curtis Jacobs	31-18	49	7-3	-	2-0	2-1	2-1	4-1	5-4	1-0	2-1	3-4	1-0	1-2	1-1
Abdul Carter	25-23	48	1-0	3-1	1-1	1-2	1-0	0-3	5-4	1-4	4-2	2-1	2-3	3-0	1-2
Jaylen Reed	32-14	46	3-1	2-0	3-1	1-1	1-2	0-1	3-2	7-1	2-1	3-3	3-0	2-1	2-0
Adisa Isaac	23-14	37	2-0	-	1-3	1-0	1-0	3-1	1-3	1-1	2-1	4-2	1-0	5-2	1-1
Kalen King	20-9	29	1-3	-	3-1	0-1	2-0	-	5-1	3-0	4-1	1-1	1-0	0-1	DNP
Dominic DeLuca	17-12	29	1-0	-	1-5	2-0	4-0	1-2	1-1	-	1-0	2-0	1-0	1-2	2-2
Johnny Dixon	20-6	26	3-0	-	2-0	1-0	2-0	-	3-2	2-2	2-0	1-1	3-0	1-1	DNP
Dani Dennis-Sutton	17-9	26	-	0-1	1-1	1-0	2-1	0-1	2-1	4-2	2-1	3-0	-	-	2-1
Dvon J-Thomas	14-12	26	2-2	-	-	-	-	3-2	0-2	1-0	0-2	3-1	1-2	1-0	3-1
Cam Miller	19-5	24	4-0	1-0	2-1	-	1-1	3-0	-	1-0	1-1	-	-	2-1	4-1
Zakee Wheatley	14-10	24	4-0	-	2-4	2-0	1-0	1-1	1-2	-	0-1	1-0	-	-	2-2
Daequan Hardy	12-10	22	DNP	DNP	0-1	0-1	2-0	1-0	4-2	1-0	0-1	-	1-0	0-1	3-4
Tony Rojas	8-14	22	1-1	2-0	0-2	-	-	1-3	-	-	1-0	-	1-3	0-1	2-4
Tyler Elsdon	16-5	21	1-0	-	3-0	-	1-0	1-0	1-0	2-0	1-0	1-1	3-2	0-2	2-0
Keaton Ellis	13-4	17	3-0	2-0	1-0	-	3-0	0-1	1-1	-	1-0	1-0	-	-	1-2
Keon Wylie	13-4	17	0-1	-	2-2	-	2-0	2-1	-	-	2-0	-	-	2-0	3-0
Zane Durant	12-5	17	1-1	2-2	1-0	-	4-0	-	2-0	1-1	-	0-1	-	-	1-0
Zuriah Fisher	10-6	16	0-2	1-0	1-1	-	2-0	2-0	-	2-1	1-1	-	-	0-1	1-0
Coziah Izzard	7-9	16	DNP	DNP	2-0	1-0	0-1	0-3	1-2	2-0	0-1	-	1-2	-	-
Chop Robinson	12-3	15	2-0	1-0	1-1	1-1	-	2-0	-	DNP	DNP	-	5-0	0-1	DNP
Zion Tracy	10-3	13	1-1	1-0	1-0	-	2-0	3-0	-	-	-	-	-	-	2-2
Hakeem Beamon	8-4	12	0-1	0-1	1-0	-	-	-	0-1	1-0	1-0	1-0	2-0	-	2-1
Jordan van den Berg	6-5	11	2-0	-	0-1	0-1	-	-	DNP	1-0	-	DNP	1-2	1-0	1-1
Elliot Washington II	6-3	9	1-0	1-1	0-2	-	1-0	1-0	-	DNP	DNP	DNP	-	-	2-0
Tyler Duzansky	5-1	6	-	-	1-0	-	-	-	1-0	-	-	1-1	-	-	2-0
Amin Vanover	3-3	6	DNP	DNP	-	1-0	1-1	1-1	-	DNP	DNP	DNP	0-1	-	-
Jameial Lyons	2-4	6	-	1-0	DNP	DNP	DNP	-	DNP	-	0-1	DNP	0-2	0-1	1-0
Audavion Collins	3-0	3	-	2-0	DNP	DNP	DNP	1-0	DNP	DNP	DNP	DNP	DNP	-	-
King Mack	2-1	3	-	1-1	-	-	-	-	-	-	-	-	1-0	-	-
Kaleb Artis	0-3	3	-	-	-	-	-	0-2	-	-	-	-	-	0-1	-
Ta'Mere Robinson	2-0	2	DNP	-	DNP	DNP	DNP	2-0	DNP	DNP	DNP	DNP	DNP	DNP	DNP
Cristian Driver	2-0	2	DNP	-	-	DNP	1-0	1-0	DNP	DNP	-	DNP	DNP	-	DNP
Malik McClain	1-1	2	-	-	1-0	-	-	0-1	-	-	-	-	-	-	-
Mehki Flowers	0-2	2	DNP	0-1	DNP	-	DNP	0-1	DNP	DNP	DNP	DNP	DNP	DNP	DNP
Tyrece Mills	0-2	2	-	-	DNP	DNP	-	0-2	DNP	DNP	DNP	DNP	DNP	-	DNP
Jake Wilson	0-2	2	-	0-1	-	-	-	0-1	-	-	-	-	-	-	-
Davon Townley	1-0	1	DNP	-	DNP	DNP	DNP	-	DNP	DNP	DNP	DNP	DNP	1-0	DNP
Kolin Dinkins	1-0	1	1-0	-	1-0	-	DNP	-	-	-	-	-	-	-	-
Kaveion Keys	1-0	1	DNP	1-0	DNP	DNP	DNP	-	DNP	DNP	DNP	DNP	DNP	DNP	DNP
Theo Johnson	1-0	1	-	-	-	-	-	-	-	1-0	-	-	-	-	-
Trey Potts	0-1	1	-	-	-	-	-	-	-	-	-	-	-	-	0-1

SACKS

	UA-A	TT	WVU	UD	at ILL	IOWA	at NW	UMASS	at OSU	IND	at MD	MICH	RU	vs. MSU	vs. MISS
Adisa Isaac	6-3	7.5	-	-	0.5-4	1-9	1-8	2.5-16	0.5-3	-	1-9	-	-	1-9	DNP
Johnny Dixon	4-1	4.5	-	-	-	-	-	-	1-5	1-3	1-12	-	1-6	0.5-2	DNP
Abdul Carter	4-1	4.5	1-11	-	-	-	-	-	-	-	1-5	-	0.5-4	2-23	-
Chop Robinson	4-0	4	-	-	-	1-6	-	2-9	-	DNP	DNP	-	1-11	-	DNP
Dani Dennis-Sutton	3-1	3.5	-	-	-	-	1-6	0.5-4	-	1-9	-	1-10	-	-	-
Zuriah Fisher	3-1	3.5	-	1-5	0.5-5	-	1-7	-	-	-	-	-	-	-	1-4
Cam Miller	3-0	3	-	-	-	-	-	2-11	-	-	-	-	-	1-11	-
Keon Wylie	3-0	3	-	-	-	-	1-8	-	-	-	1-12	-	-	1-7	-
Coziah Izzard	2-2	3	DNP	DNP	2-5	-	0.5-3	-	-	-	-	-	0.5-3	-	-
Curtis Jacobs	2-1	2.5	1-1	-	-	-	-	-	-	-	-	-	-	1.5-12	-
Zane Durant	2-0	2	-	1-8	-	-	1-9	-	-	-	-	-	-	-	-
Amin Vanover	1-1	1.5	DNP	DNP	-	1-7	0.5-3	-	-	DNP	DNP	DNP	-	-	-
Kobe King	1-1	1.5	-	-	-	-	1-3	-	0.5-2	-	-	-	-	-	-
Dominic DeLuca	1-0	1	1-5	-	-	-	-	-	-	-	-	-	-	-	-
Jaylen Reed	1-0	1	-	1-7	-	-	-	-	-	-	-	-	-	-	-
Jameial Lyons	1-0	1	-	1-4	DNP	DNP	DNP	-	DNP	-	-	DNP	-	-	-
Daequan Hardy	1-0	1	DNP	DNP	-	-	-	-	-	1-9	-	-	-	-	-
Hakeem Beamon	1-0	1	-	-	-	-	-	-	-	-	1-8	-	-	-	-

INDIVIDUAL GAME-BY-GAME

TACKLES FOR LOSS

	UA-A	TT	WVU	UD	at ILL	IOWA	at NW	UMASS	at OSU	IND	at MD	MICH	RU	vs. MSU	vs. MISS
Adisa Isaac	13-6	16.0	1.0-2	-	1.0-5	1.0-9	1.0-8	3.5-17	2.0-9	-	1.0-9	3.0-4	-	1.5-11	1.0-3
Curtis Jacobs	7-4	9.0	1.0-1	-	-	1.0-1	-	1.0-1	0.5-1	-	1.5-4	1.5-2	-	1.5-12	1.0-2
Chop Robinson	7-1	7.5	1.0-2	-	1.0-2	1.0-6	-	2.0-9	-	DNP	DNP	-	2.0-14	0.5-1	DNP
Kobe King	5-2	6.0	-	-	1.0-3	-	2.0-5	1.0-1	0.5-2	-	-	-	0.5-1	-	1.0-6
Dani Dennis-Sutton	4-4	6.0	-	0.5-0	0.5-0	-	1.5-7	0.5-4	-	1.0-9	-	2.0-13	-	-	-
Johnny Dixon	5-1	5.5	-	-	-	-	-	-	2.0-8	1.0-3	1.0-12	-	1.0-6	0.5-2	DNP
Zane Durant	5-1	5.5	-	1.5-9	-	-	3.0-16	-	1.0-3	-	-	-	-	-	-
Abdul Carter	4-3	5.5	1.0-11	-	-	-	-	1.0-3	-	-	1.0-5	-	0.5-4	2.0-23	-
Keon Wylie	5-0	5.0	-	-	-	-	1.0-8	-	-	-	2.0-15	-	-	1.0-7	1.0-3
Dvon J-Thomas	3-4	5.0	-	-	-	-	-	2.5-8	0.5-0	-	0.5-2	-	0.5-0	1.0-4	-
Dominic DeLuca	4-1	4.5	1.0-5	-	1.0-3	1.0-1	-	-	-	-	-	-	-	0.5-1	1.0-4
Cam Miller	4-0	4.0	1.0-1	-	-	-	-	2.0-11	-	-	-	-	-	1.0-11	-
Jaylen Reed	3-2	4.0	-	1.0-7	-	-	0.5-0	-	-	1.0-5	0.5-1	-	-	-	1.0-1
Zuriah Fisher	3-1	3.5	-	1.0-5	0.5-5	-	1.0-7	-	-	-	-	-	-	-	1.0-4
Tony Rojas	2-3	3.5	-	1.0-3	-	-	-	-	-	-	-	-	1.5-1	0.5-1	0.5-1
Coziah Izzard	2-3	3.5	DNP	DNP	2.0-5	-	0.5-3	0.5-1	-	-	-	-	0.5-3	-	-
Daequan Hardy	2-2	3.0	DNP	DNP	-	-	1.0-2	-	0.5-0	1.0-9	0.5-1	-	-	-	-
Jameial Lyons	2-1	2.5	-	1.0-4	DNP	DNP	DNP	-	DNP	-	-	DNP	-	0.5-0	1.0-6
Kevin Winston Jr.	2-1	2.5	-	-	-	-	-	-	-	-	1.0-2	0.5-1	-	1.0-2	-
Kalen King	1-1	1.5	-	-	-	-	-	-	1.5-2	-	-	-	-	-	DNP
Amin Vanover	1-1	1.5	DNP	DNP	-	1.0-7	0.5-3	-	-	DNP	DNP	DNP	-	-	-
Hakeem Beamon	1-1	1.5	-	-	-	-	-	-	-	-	1.0-8	-	-	-	0.5-1
Elliot Washington II	1-0	1.0	-	-	-	-	-	-	-	DNP	DNP	DNP	-	-	1.0-1
Audavion Collins	1-0	1.0	-	1.0-1	DNP	DNP	DNP	-	DNP	DNP	DNP	DNP	DNP	-	-
Tyler Elsdon	1-0	1.0	-	-	-	-	-	-	-	-	1.0-3	-	-	-	-
Zakee Wheatley	0-1	0.5	-	-	-	-	-	-	0.5-0	-	-	-	-	-	-
Jordan van den Berg	0-1	0.5	-	-	-	-	-	-	DNP	-	-	DNP	0.5-1	-	-
Kaleb Artis	0-1	0.5	-	-	-	-	-	-	-	-	-	-	-	0.5-1	-

TACKLE BREAKDOWN

RUSHING TACKLES

King, Kobe	46
Carter, Abdul	42
Winston Jr., Kevin	37
Jacobs, Curtis	35
Isaac, Adisa	33
Dennis-Sutton, Dani	25
J-Thomas, Dvon	25
Reed, Jaylen	18
Rojas, Tony	17
Durant, Zane	16
Izzard, Coziah	16
Wylie, Keon	16
DeLuca, Dominic	15
Robinson, Chop	15
Dixon, Johnny	12
Elsdon, Tyler	14
Fisher, Zuriah	14
Wheatley, Zakee	14
Hardy, Daequan	12
Beamon, Hakeem	11
King, Kalen	11
van den Berg, Jordan	10
Miller, Cam	7
Vanover, Amin	6
Tracy, Zion	6
Lyons, Jameial	5
Ellis, Keaton	4
Artis, Kaleb	3
Collins, Audavion	2
Flowers, Mehki	2
Mack, King	2
Mills, Tyrece	2
Washington II, Elliot	2
Wilson, Jake	2
Keys, Kaveion	1
Robinson, Ta'Mere	1
Townley Jr., Davon	1
TOTAL	508

PASSING TACKLES

King, Kalen	20
Reed, Jaylen	20
Winston Jr., Kevin	19
Miller, Cam	16
Dixon, Johnny	14
Jacobs, Curtis	14
King, Kobe	13
Hardy, Daequan	10
Wheatley, Zakee	10
DeLuca, Dominic	9
Ellis, Keaton	8
Carter, Abdul	6
Isaac, Adisa	4
Tracy, Zion	4
Dennis-Sutton, Dani	3
Elsdon, Tyler	3
Washington II, Elliot	3
Rojas, Tony	2
Wylie, Keon	2
Durant, Zane	1
J-Thomas, Dvon	1
Fisher, Zuriah	1
Lyons, Jameial	1
van den Berg, Jordan	1
TOTAL	186

SPECIAL TEAMS TACKLES

	Total	KO	Punt
DeLuca, Dominic	4	2	2
Duzansky, Tyler	5	-	5
Elsdon, Tyler	3	-	3
Washington II, Elliot	4	1	3
Driver, Cristian	2	2	-
Ellis, Keaton	2	1	1
Mack, King	1	1	-
McClain, Malik	2	2	-
Rojas, Tony	2	2	-
Tracy, Zion	2	2	-
Winston Jr., Kevin	2	-	2
Collins, Audavion	1	1	-
Dinkins, Kolin	1	1	-
Miller, Cam	1	1	-
Potts, Trey	1	1	-
Robinson, Ta'Mere	1	1	-
TOTALS	34	19	15

2023 SEASON IN REVIEW

INDIVIDUAL GAME-BY-GAME

ALL-PURPOSE YARDS

	Total	WVU	UD	at ILL	IOWA	at NW	UMASS	at OSU	IND	at MD	MICH	RU	vs. MSU	vs. MISS
Nicholas Singleton	1373	90	91	140	53	126	103	84	131	88	49	85	186	147
Kaytron Allen	983	66	103	63	80	27	76	30	94	92	72	75	154	51
KeAndre Lambert-Smith	673	123	74	23	66	88	30	50	96	95	6	-	22	-
Tyler Warren	433	9	37	35	9	25	14	11	36	51	25	32	22	127
Theo Johnson	341	-	14	32	42	13	66	39	21	19	10	10	59	16
Beau Pribula	329	18	46	47	55	-	59	DNP	3	12	DNP	71	2	16
Daequan Hardy	301	DNP	DNP	-	-	53	129	15	19	3	5	-	77	-
Dante Cephas	246	22	36	13	11	21	-	28	15	53	11	-	36	DNP
Trey Potts	241	6	59	2	33	51	2	29	-	6	-	5	38	10
Harrison Wallace III	228	72	26	-	-	DNP	44	19	-	DNP	DNP	DNP	DNP	67
Drew Allar	220	1	27	24	22	4	1	-23	5	39	53	28	-7	46
Kaden Saunders	144	-	30	35	-3	1	43	25	DNP	-	13	-	-	-
Liam Clifford	130	25	2	33	17	6	-	7	-	-	-	15	-	25
Omari Evans	94	DNP	4	-	-	-	-	DNP	DNP	5	DNP	25	60	-
Malik McClain	71	58	7	6	-	-	-	-	-	-	-	-	-	-
Tank Smith	71	DNP	29	DNP	DNP	DNP	41	DNP	DNP	1	DNP	DNP	DNP	DNP
Dominic DeLuca	61	-	26	-	-	-	-	-	-	35	-	-	-	-
Khalil Dinkins	57	-	-	-	9	-	DNP	-	9	16	-	-	11	12
Johnny Dixon	21	-	-	21	-	-	-	-	-	-	-	-	-	DNP
Tony Rojas	20	-	-	-	-	-	-	-	-	20	-	-	-	-
Abdul Carter	18	-	-	18	-	-	-	-	-	-	-	-	-	-
Jaylen Reed	17	-	-	-	-	-	-	-	17	-	-	-	-	-
Malick Meiga	9	7	DNP	DNP	DNP	DNP	-	-	-	-	-1	-	3	-
Cristian Driver	8	DNP	8	-	DNP	-	-	DNP	DNP	-	DNP	DNP	-	DNP
Keaton Ellis	6	-	-	-	-	-	6	-	-	-	-	-	-	-
Tyler Holzworth	4	-	4	DNP	DNP	DNP	DNP	DNP	DNP	DNP	DNP	DNP	DNP	DNP

RED ZONE RECAP

PENN STATE				OPPONENT			
Opponent	Scores/Chances	Result	Pct.	Opponent	Scores/Chances	Result	Pct.
West Virginia	4/5	3 TD, 1 FG, 1 missed FG	80%	West Virginia	2/2	2 TD	100%
Delaware	8/8	8 TD	100%	Delaware	0/0	-	-
at Illinois	5/5	3 TD, 2 FG	100%	at Illinois	2/2	2 TD	100%
Iowa	4/5	4 TD, 1 missed FG	80%	Iowa	0/0	-	-
at Northwestern	5/5	4 TD, 1 FG	100%	at Northwestern	3/3	1 TD, 2 FG	100%
UMass	5/5	5 TD	100%	UMass	0/0	-	-
at Ohio State	1/1	1 TD	100%	at Ohio State	4/5	2 TD, 2 FG, 1 TO on DOWNS	80%
Indiana	4/4	3 TD, 1 FG	100%	Indiana	1/2	1 FG, 1 missed FG	50%
at Maryland	9/9	6 TD, 3 FG	100%	at Maryland	2/2	2 TD	100%
Michigan	3/3	2 TD, 1 FG	100%	Michigan	2/2	1 TD, 1 FG	100%
Rutgers	4/5	3 TD, 1 FG, 1 TO on DOWNS	80%	Rutgers	2/2	2 FG	100%
vs. Michigan State	6/6	5 TD, 1 FG	100%	vs. Michigan State	0/0	-	-
vs. Ole Miss	3/3	2 TD, 1 FG	100%	vs. Ole Miss	4/4	3 TD, 1 FG	100%
TOTAL	61/64	49 TD, 12 FG, 2 missed FG, 1 TO on DOWNS	95%	TOTAL	22/24	13 TD, 9 FG, 1 missed FG, 1 TO on DOWNS	92%

GAME LEADERS

Opponent	Rushing Attempts	Rushing Yards	Receptions	Receiving Yards	All-Purpose Yards	Tackles
West Virginia	Singleton - 13	Singleton - 71	Wallace III - 7	Lambert-Smith - 123	Lambert-Smith - 123	Jacobs - 10
Delaware	Allen - 19	Allen - 103	Lambert-Smith/Warren - 6	Lambert-Smith - 74	Allen - 103	Carter/Durant - 4
at Illinois	Allen - 13	Allen - 54	Three players - 3	Singleton - 49	Singleton - 140	DeLuca/Wheatley - 6
Iowa	Allen - 21	Allen - 72	Lambert-Smith - 8	Lambert-Smith - 66	Allen - 80	Carter/Jacobs - 3
at Northwestern	Singleton - 21	Singleton - 80	Singleton - 6	Lambert-Smith - 86	Singleton - 126	Winston - 5
UMass	Singleton - 15	Singleton - 79	Lambert-Smith - 6	Johnson - 66	Hardy - 129	Jacobs/J-Thomas - 5
at Ohio State	Allen/Singleton - 9	Singleton - 48	Lambert-Smith - 6	Lambert-Smith - 52	Singleton - 84	Carter/Jacobs - 9
Indiana	Allen - 18	Allen - 81	Lambert-Smith - 6	Lambert-Smith - 96	Singleton - 131	Reed - 8
at Maryland	Allen - 14	Allen - 91	Lambert-Smith - 8	Lambert-Smith - 95	Lambert-Smith - 95	Carter - 6
Michigan	Singleton - 13	Allen - 72	Warren/Cephas/Johnson - 2	Warren - 25	Allen - 72	Winston - 12
Rutgers	Allen - 16	Pribula - 71	Warren/Johnson - 2	Warren - 32	Singleton - 85	King, Kobe - 10
vs. Michigan State	Singleton - 18	Allen - 137	Johnson - 4	Singleton - 68	Singleton - 186	Isaac - 7
vs. Ole Miss	Allen - 10	Allen - 51	Warren - 5	Warren - 127	Warren - 147	Winston - 9

TURNOVERS BY GAME

PENN STATE: 24 GAINED

TYPE	QTR	PLAYER	PLAYS/ YDS	1st DOWNS	RESULT
WEST VIRGINIA (0)					
-	-	-	-	-	-
DELAWARE (2)					
FUM	3	Winston Jr. (forced by Ellis)	5/31	1	TD
INT	3	DeLuca (26 yd return for touchdown)*	-/26	-	TD
ILLINOIS (5)					
FUM	1	King, Kobe (forced by DeLuca)	9/40	2	FG
INT	1	Carter, Abdul (18 yd return)	4/-6	0	FG
INT	1	Hardy, Daequan	12/57	4	TD
INT	3	Dixon, Johnny (21 yd return)	3/4	0	PUNT
INT	3	Miller, Cam	3/30	1	TD
IOWA (4)					
FUM	1	Jacobs, Curtis (forced by Dennis-Sutton)	17/53	4	FG
FUM	2	Jacobs, Curtis (muffed punt by Deasfermandes)	10/39	2	TD
FUM	3	Isaac, Adisa (forced by Robinson)	8/19	2	TD
FUM	4	Fisher, Zuriah (forced by Vanover)	5/16	1	GAME END
NORTHWESTERN (1)					
INT	4	Hardy, Daequan (34 yd return)	1/30	-	TD
UMASS (1)					
INT	4	Ellis, Keaton	4/49	2	TD
OHIO STATE (1)					
FUM	4	Elsdon, Tyler (muffed punt by Fleming)	3/0	0	PUNT
INDIANA (2)					
FUM	1	Winston Jr., Kevin (muffed punt by Jordan)	7/32	1	TD
INT	2	Reed, Jaylen (17 yd return)	7/11	1	FG
MARYLAND (4)					
FUM	1	Durant, Zane (forced by Isaac)	3/-9	0	PUNT
INT	4	DeLuca, Dominic (35 yd return)	4/2	0	FG
FUM	4	van den Berg, Jordan (forced by Rojas)	8/4	1	FG
INT	4	Rojas, Tony (20 yd return)	3/12	0	TD
MICHIGAN (0)					
-	-	-	-	-	-
RUTGERS (3)					
FUM	2	Dennis-Sutton, Dani	5/28	1	FG
FUM	3	Robinson, Chop (forced by Robinson)	5/42	2	TD
INT	4	Winston Jr., Kevin	8/73	4	TD
MICHIGAN STATE (1)					
INT	1	Reed, Jaylen	7/68	2	FGA
OLE MISS (0)					
-	-	-	-	-	-

OPPONENT: 8 GAINED

TYPE	QTR	PLAYER	PLAYS/ YDS	1st DOWNS	RESULT
WEST VIRGINIA (0)					
-	-	-	-	-	-
DELAWARE (0)					
-	-	-	-	-	-
ILLINOIS (0)					
-	-	-	-	-	-
IOWA (0)					
-	-	-	-	-	-
NORTHWESTERN (1)					
FUM	1	Turner, Braden (forced by Brus)	4/-4	0	FG
UMASS (2)					
FUM	1	Rudolph, Tyler (forced by Rutherford)	3/-8	0	PUNT
FUM	2	Johnson, Gerrell (muffed punt by Miller)	3/3	0	HALF
OHIO STATE (0)					
-	-	-	-	-	-
INDIANA (1)					
INT	4	Sanguinetti, Josh (7 yd return)	4/4	0	FG
MARYLAND (0)					
-	-	-	-	-	-
MICHIGAN (1)					
FUM	3	Paige, Makari (forced by Benny)	13/45	2	FG
RUTGERS (1)					
FUM	2	Ahanotu, Mayan (forced by Loyal)	3/7	0	PUNT
MICHIGAN STATE (0)					
-	-	-	-	-	-
OLE MISS (2)					
INT	2	Anthony, Daijahn	9/83	4	TD
FUM	4	Ole Ivey, Jared (forced by Stone, Akelo)	3/-7	0	PUNT

2023 SEASON IN REVIEW

TURNOVERS BY PLAYER

FUMBLES

(#-Lost)	Total	WVU	UD	at ILL	IOWA	at NW	UMASS	at OSU	IND	at MD	MICH	RU	vs. MSU	vs. MISS
Drew Allar	4-2	-	-	-	-	1-0	1-1	-	-	-	1-1	-	-	1-0
Nicholas Singleton	3-2	-	-	-	-	1-1	-	-	1-0	-	-	1-1	-	-
Beau Pribula	2-0	-	-	1-0	-	-	-	DNP	-	-	DNP	1-0	-	-
Kaytron Allen	2-0	-	1-0	-	-	1-0	-	-	-	-	-	-	-	-
Cam Miller	1-1	-	-	-	-	-	1-1	-	-	-	-	-	-	-
Kaden Saunders	1-0	-	-	-	1-0	-	-	-	DNP	-	-	-	-	-

FORCED FUMBLES

	Total	WVU	UD	at ILL	IOWA	at NW	UMASS	at OSU	IND	at MD	MICH	RU	vs. MSU	vs. MISS
Dominic DeLuca	2	-	-	1	1	-	-	-	-	-	-	-	-	-
Dani Dennis-Sutton	2	-	-	-	1	-	-	-	1	-	-	-	-	-
Chop Robinson	2	-	-	-	1	-	-	-	DNP	DNP	-	1	-	DNP
Keaton Ellis	1	-	1	-	-	-	-	-	-	-	-	-	-	-
Johnny Dixon	1	-	-	-	-	-	-	-	-	-	-	1	-	DNP
Abdul Carter	1	-	-	-	-	-	-	-	-	-	1	-	-	-
Tony Rojas	1	-	-	-	-	-	-	-	-	1	-	-	-	-
Amin Vanover	1	DNP	DNP	-	1	-	-	-	DNP	DNP	DNP	-	-	-
Adisa Isaac	1	-	-	-	-	-	-	-	-	1	-	-	-	-
Coziah Izzard	1	DNP	DNP	-	-	-	-	-	1	-	-	-	-	-

FUMBLES RECOVERED

	Total	WVU	UD	at ILL	IOWA	at NW	UMASS	at OSU	IND	at MD	MICH	RU	vs. MSU	vs. MISS
Kevin Winston Jr.	2	-	1	-	-	-	-	-	1	-	-	-	-	-
Curtis Jacobs	2	-	-	-	2	-	-	-	-	-	-	-	-	-
Adisa Isaac	1	-	-	-	1	-	-	-	-	-	-	-	-	-
Zane Durant	1	-	-	-	-	-	-	-	-	1	-	-	-	-
Dani Dennis-Sutton	1	-	-	-	-	-	-	-	-	-	-	1	-	-
Zuriah Fisher	1	-	-	-	1	-	-	-	-	-	-	-	-	-
Kobe King	1	-	-	1	-	-	-	-	-	-	-	-	-	-
Tyler Elsdon	1	-	-	-	-	-	-	1	-	-	-	-	-	-
Chop Robinson	1	-	-	-	-	-	-	-	DNP	DNP	-	1	-	DNP
Jordan van den Berg	1	-	-	-	-	-	-	DNP	-	1	DNP	-	-	-

INTERCEPTIONS THROWN

	Total	WVU	UD	at ILL	IOWA	at NW	UMASS	at OSU	IND	at MD	MICH	RU	vs. MSU	vs. MISS
Drew Allar	2	0	0	0	0	0	0	0	1	0	0	0	0	1

INTERCEPTIONS

(#-Yards)	Total	WVU	UD	at ILL	IOWA	at NW	UMASS	at OSU	IND	at MD	MICH	RU	vs. MSU	vs. MISS
Dominic DeLuca	2	-	1	-	-	-	-	-	-	1	-	-	-	-
Daequan Hardy	2	-	-	1	-	1	-	-	-	-	-	-	-	-
Jaylen Reed	2	-	-	-	-	-	-	-	1	-	-	-	1	-
Abdul Carter	1	-	-	1	-	-	-	-	-	-	-	-	-	-
Johnny Dixon	1	-	-	1	-	-	-	-	-	-	-	-	-	-
Keaton Ellis	1	-	-	-	-	-	1	-	-	-	-	-	-	-
Cam Miller	1	-	-	1	-	-	-	-	-	-	-	-	-	-
Tony Rojas	1	-	-	-	-	-	-	-	-	1	-	-	-	-
Kevin Winston Jr.	1	-	-	-	-	-	-	-	-	-	-	1	-	-

SCORING BREAKDOWN

PENN STATE DRIVES

Totals: 76 scoring drives (57 TD, 20 FG)
Special Teams/Defensive Touchdowns:
 2 PR (UMass - 2 returned for touchdowns)
 1 INT (Delaware - returned for a touchdown)

LONGEST DRIVES BY:

Plays: 17 Iowa (9/23)
 15 2x, Last: Rutgers (11/18)
Yards: 94 West Virginia (9/2)
 88 Maryland (11/4)
Time: 8:00 Rutgers (11/18)
 7:28 Iowa (9/23)

OPPONENT DRIVES

Totals: 31 scoring drives (20 TD, 11 FG)
Special Teams/Defensive Touchdowns:

LONGEST DRIVES BY:

Plays: 14 Rutgers (11/18)
 13 2x, Last at Maryland (11/4)
Yards: 90 Indiana
 83 vs. Ole Miss
Time: 9:01 Rutgers
 8:04 Michigan (11/11)

LONG PLAY BREAKDOWN

BY YARDAGE

OFFENSE (47)

Yards	Type	Player(s)	Opponent
75	Pass	Warren, Tyler from Allar, Drew	vs. Ole Miss
72*	Pass	Lambert-Smith, KeAndre from Allar, Drew	West Virginia
60	Pass	Evans, Omari from Allar, Drew	vs. Michigan State
57*	Pass	Lambert-Smith, KeAndre from Allar, Drew	Indiana
53	Pass	Singleton, Nicholas from Allar, Drew	vs. Michigan State
50	Run	Allen, Kaytron	vs. Michigan State
48*	Pass	Singleton, Nicholas from Pribula, Beau	vs. Ole Miss
40	Run	Allen, Kaytron	vs. Michigan State
39	Run	Pribula, Beau	Rutgers
39	Run	Smith, Tank	UMass
38	Pass	Lambert-Smith, KeAndre from Allar, Drew	at Maryland
35	Pass	Lambert-Smith, KeAndre from Allar, Drew	at Northwestern
34	Run	Allen, Kaytron	Michigan
34	Pass	Johnson, Theo from Alar, Drew	at Ohio State
33	Pass	Clifford, Liam from Allar, Drew	at Illinois
31*	Run	Pribula, Beau	UMass
30*	Pass	Johnson, Theo from Allar, Drew	UMass
30*	Pass	Potts, Trey from Pribula, Beau	at Northwestern
30	Pass	Lambert-Smith, KeAndre from Allar, Drew	West Virginia
29	Pass	Wallace III, Harrison from Allar, Drew	vs. Ole Miss
28	Run	Potts, Trey	vs. Michigan State
28	Pass	Singleton, Nicholas from Allar, Drew	Indiana
26	Pass	Cephas, Dante from Allar, Drew	Delaware
25	Pass	Evans, Omari from Allar, Drew	Rutgers
25*	Pass	McClain, Malik from Allar, Drew	West Virginia
25	Pass	Lambert-Smith, KeAndre from Allar, Drew	at Northwestern
24	Run	Allar, Drew	vs. Ole Miss
24	Run	Allen, Kaytron	vs. Ole Miss
24	Run	Singleton, Nicholas	vs. Michigan State
23	Pass	Warren, Tyler from Allar, Drew	Rutgers
22	Pass	Singleton, Nicholas from Allar, Drew	vs. Ole Miss
22	Pass	Warren, Tyler from Allar, Drew	vs. Ole Miss
22	Pass	Lambert-Smith, KeAndre from Allar, Drew	at Michigan State
22	Pass	Johnson, Theo from Allar, Drew	vs. Michigan State
22	Pass	McClain, Malik from Allar, Drew	West Virginia
22	Pass	Cephas, Dante from Allar, Drew	West Virginia
21*	Pass	Johnson, Theo from Allar, Drew	vs. Michigan State
21	Run	Allen, Kaytron	Rutgers
21	Pass	Warren, Tyler from Allar, Drew	Indiana
21	Run	Allar, Drew	at Maryland
21	Pass	Wallace III, Harrison from Allar, Drew	UMass
21	Run	Pribula, Beau	at Illinois
20	Run	Singleton, Nicholas	vs. Michigan State
20	Run	Singleton, Nicholas	Rutgers
20	Pass	Lambert-Smith, KeAndre from Allar, Drew	at Maryland
20	Run	Singleton, Nicholas	at Ohio State
20	Run	Potts, Trey	Delaware

DEFENSE (6)

Yards	Type	Player(s)	Opponent
40	INT	Ellis, Keaton	UMass
35	INT	DeLuca, Dominic	at Maryland
34	INT	Hardy, Daequan	at Northwestern
26*	INT	DeLuca, Dominic	Delaware
21	INT	Dixon, Johnny	at Illinois
20	INT	Rojas, Tony	at Maryland

SPECIAL TEAMS (13)

Yards	Type	Player(s)	Opponent
68*	PR	Hardy, Daequan	UMass
56*	PR	Hardy, Daequan	UMass
51	KR	Singleton, Nicholas	at Maryland
50	KR	Singleton, Nicholas	Indiana
38	PR	Hardy, Daequan	vs. Michigan State
37	PR	Saunders, Kaden	UMass
31	KR	Singleton, Nicholas	at Illinois
30	KR	Singleton, Nicholas	at Ohio State
29	KR	Potts, Trey	at Ohio State
26	KR	Singleton, Ncholas	Delaware
24	KR	Singleton, Nicholas	Rutgers
24	KR	Singleton, Nicholas	UMass
23	KR	Singleton, Nicholas	at Illinois

* - touchdown scored on play

2023 SEASON IN REVIEW

LONG PLAY BREAKDOWN

LONG PLAYS BY THE NUMBERS

BY YARDAGE			BY TYPE		
Yards	No.	TD	Type	No.	TD
100+	0	0	Rushing	17	1
90-99	0	0	Passing	30	7
80-89	0	0	Punt returns	4	2
70-79	2	1	Kick returns	9	0
60-69	2	1	Interceptions	6	1
50-59	6	2	Fumble returns	0	0
40-49	3	1	Other	0	0
30-39	17	3			
20-29	36	4			
			TOTAL	66	11

20+ YARD PLAYS BY PLAYER

Player	No.	TD	R	P	KR	PR	IR	FR
Allar, Drew	2	-	2	-	-	-	-	-
Allen, Kaytron	5	-	5	-	-	-	-	-
Cephas, Dante	2	-	-	2	-	-	-	-
Clifford, Liam	1	-	-	1	-	-	-	-
DeLuca, Dominic	2	1	-	-	-	-	2	-
Dixon, Johnny	1	-	-	-	-	-	1	-
Ellis, Keaton	1	-	-	-	-	-	1	-
Evans, Omari	2	-	-	2	-	-	-	-
Hardy, Daequan	4	2	-	-	-	3	1	-
Johnson, Theo	4	2	-	4	-	-	-	-
Lambert-Smith, KeAndre	8	2	-	8	-	-	-	-
McClain, Malik	2	1	-	2	-	-	-	-
Potts, Trey	4	1	2	1	1	-	-	-
Pribula, Beau	3	1	3	-	-	-	-	-
Rojas, Tony	1	-	-	-	-	-	1	-
Saunders, Kaden	1	-	-	-	-	1	-	-
Singleton, Nicholas	16	1	4	4	8	-	-	-
Smith, Tank	1	-	1	-	-	-	-	-
Wallace III, Harrison	2	-	-	2	-	-	-	-
Warren, Tyler	4	-	-	4	-	-	-	-
TOTAL	66	11	17	30	9	4	6	-

PENN STATE (66 PLAYS)

Play	#	Long	Play	Opponent
Passing	30	75	Warren, Tyler from Allar, Drew	vs. Ole Miss
Rushing	17	50	Allen, Kaytron	at Michigan State
INT	6	40	Ellis, Keaton	UMass
KR	9	51	Singleton, Nicholas	at Maryland
PR	4	68*	Hardy, Daequan	UMass

OPPONENTS (47 PLAYS)

Play	#	Long	Play	Opponent
Passing	32	90*	Carter, DeQuece from Sorsby, Brendan	Indiana
Rushing	7	66*	Yarns, Marcus	Delaware
KR	8	36	Henning, A.J.	at Northwestern

* - touchdown scored on play

LONGEST PLAYS OF THE YEAR

Rushing	50	Allen, Kaytron	at Michigan State (11/24)
Rushing Touchdown	31*	Pribula, Beau	UMass (10/14)
Passing	75	Warren, Tyler from Allar, Drew	vs. Ole Miss (12/30)
Passing Touchdown	72*	Lambert-Smith, KeAndre from Allar, Drew	West Virginia (9/2)
Kick Return	51	Singleton, Nicholas	at Maryland (11/4)
Punt Return	68*	Hardy, Daequan	UMass (10/14)
Interception Return	35	DeLuca, Dominic	at Maryland (11/4)
Fumble Return	14	Durant, Zane (forced by Isaac, Adisa)	at Maryland (11/4)
Punt	56	2x, Last: Thompson, Riley	Rutgers (11/18)
Field Goal	51	Felkins, Alex	vs. Ole Miss (12/30)

* - touchdown scored on play

OFFENSIVE STARTERS

OPPONENT	LT	LG	C	RG	RT	TE	QB	RB	WR	WR	WR/TE
West Virginia	Fashanu	Nelson	Nourzad	Wormley	C. Wallace	Johnson	Allar	Singleton	Lambert-Smith	Wallace III	Warren (TE)
Delaware	Fashanu	Ioane	Nourzad	Wormley	C. Wallace	Johnson	Allar	Allen	Lambert-Smith	Wallace III	Clifford
at Illinois	Fashanu	Nelson	Nourzad	Wormley	C. Wallace	Johnson	Allar	Singleton	Lambert-Smith	McClain	Warren (TE)
Iowa	Fashanu	Nelson	Nourzad	Wormley	C. Wallace	Johnson	Allar	Allen	Lambert-Smith	Cephas	Warren (TE)
at Northwestern	Fashanu	Nelson	Nourzad	Wormley	C. Wallace	Johnson	Allar	Singleton	Lambert-Smith	Cephas	Warren (TE)
UMass	Fashanu	Ioane	Nourzad	Wormley	C. Wallace	Johnson	Allar	Singleton	Lambert-Smith	Wallace III	Warren (TE)
at Ohio State	Fashanu	Ioane	Nourzad	Wormley	C. Wallace	Johnson	Allar	Allen	Lambert-Smith	Wallace III	Warren (TE)
Indiana	Fashanu	Ioane	Nourzad	Wormley	C. Wallace	Johnson	Allar	Singleton	Lambert-Smith	Wallace III	Warren (TE)
at Maryland	Fashanu	Nelson	Nourzad	Wormley	C. Wallace	Johnson	Allar	Allen	Lambert-Smith	Cephas	Warren (TE)
Michigan	Fashanu	Nelson	Nourzad	Wormley	C. Wallace	Johnson	Allar	Singleton	Lambert-Smith	Cephas	Warren (TE)
Rutgers	Fashanu	Nelson	Nourzad	Wormley	C. Wallace	Johnson	Allar	Allen	Lambert-Smith	Cephas	Warren (TE)
vs. Michigan State	Fashanu	Nelson	Nourzad	Wormley	C. Wallace	Johnson	Allar	Allen	Lambert-Smith	Cephas	Warren (TE)
vs. Ole Miss	Shelton	Ioane	Nourzad	Wormley	C. Wallace	Johnson	Allar	Singleton	Wallace III	Warren (TE)	Allen (RB)

DEFENSIVE STARTERS

OPPONENT	DE	DT	DT	DE	LB	LB	LB	CB	S	S	CB
West Virginia	Isaac	Beamon	Durant	C. Robinson	Carter	Jacobs	King, Kobe	King, Kalen	Reed	Winston	Dixon
Delaware	Isaac	Beamon	J-Thomas	C. Robinson	Carter	Jacobs	King, Kobe	King, Kalen	Reed	Winston	Dixon
at Illinois	Isaac	Beamon	Durant	C. Robinson	Carter	Jacobs	King, Kobe	King, Kalen	Reed	Winston	Dixon
Iowa	Isaac	Beamon	Durant	C. Robinson	Carter	Jacobs	King, Kobe	King, Kalen	Reed	Winston	Dixon
at Northwestern	Isaac	J-Thomas	Durant	C. Robinson	Carter	Jacobs	King, Kobe	King, Kalen	Reed	Winston	Dixon
UMass	Isaac	Beamon	Durant	C. Robinson	Carter	Jacobs	Hardy (CB)	King, Kalen	Reed	Winston	Dixon
at Ohio State	Isaac	Beamon	Durant	C. Robinson	Carter	Jacobs	Hardy (CB)	King, Kalen	Reed	Winston	Dixon
Indiana	Isaac	J-Thomas	Durant	Dennis-Sutton	Carter	Jacobs	King, Kobe	King, Kalen	Reed	Winston	Dixon
at Maryland	Isaac	J-Thomas	Durant	Dennis-Sutton	Carter	Jacobs	King, Kobe	King, Kalen	Reed	Winston	Hardy
Michigan	Isaac	J-Thomas	Durant	C. Robinson	Carter	Jacobs	King, Kobe	King, Kalen	Reed	Winston	Dixon
Rutgers	Isaac	J-Thomas	Durant	C. Robinson	Carter	Jacobs	King, Kobe	King, Kalen	Reed	Winston	Dixon
at Michigan State	Isaac	J-Thomas	Durant	C. Robinson	Carter	Jacobs	King, Kobe	King, Kalen	Reed	Winston	Dixon
vs. Ole Miss	Isaac	J-Thomas	Durant	Dennis-Sutton	Carter	Jacobs	King, Kobe	Hardy	Reed	Winston	Miller

CAREER STARTS

Player	'19	'20	'21	'22	'23	Total
Nourzad, Hunter (OL)	-	10+	10+	7	13	40
Wallace, Caedan (OL)	-	7	13	7	13	40
Lambert-Smith, KeAndre (WR)	-	5	13	7	12	37
Jacobs, Curtis (LB)	-	-	11	11	13	35
Johnson, Theo (TE)	-	1	6	8	13	28
Cephas, Dante (WR)	-	-	13@	8@	6	27
Dixon, Johnny (CB)	1*	8*	-	5	11	25
Isaac, Adisa (DE)	-	-	-	12	13	25
Wormley, Sal (OL)	-	-	-	12	13	25
King, Kalen (CB)	-	-	1	9	12	22
Fashanu, Olumuyiwa (OL)	-	-	1	8	12	21
Carter, Abdul (LB)	-	-	-	6	13	19
Ellis, Keaton (S)	1	5	1	12	-	19
Beamon, Hakeem (DT)	-	-	-	11	6	17
Warren, Tyler (TE)	-	-	-	3	12	15
Singleton, Nicholas (RB)	-	-	-	7	7	14
McClain, Malik (WR)	-	-	9#	3#	1	13
Allar, Drew (QB)	-	-	-	-	13	13
Reed, Jaylen (S)	-	-	-	-	13	13
Winston Jr., Kevin (S)	-	-	-	-	13	13
Durant, Zane (DT)	-	-	-	-	12	12

Player	'19	'20	'21	'22	'23	Total
Elsdon, Tyler (LB)	-	-	-	12	-	12
King, Kobe (LB)	-	-	-	-	11	11
Robinson, Chop (DE)	-	-	1^	-	10	11
Allen, Kaytron (RB)	-	-	-	3	7	10
J-Thomas, Dvon (DT)	-	-	1	-	8	9
Nelson, JB (OL)	-	-	-	-	8	8
Izzard, Coziah (DT)	-	-	7	-	-	7
Wallace III, Harrison (WR)	-	-	-	-	6	6
Potts, Trey (RB)	-	-	4!	1!	-	5
Ioane, Vega (OL)	-	-	-	-	5	5
Shelton, Drew (OL)	-	-	-	4	1	5
Hardy, Daequan (CB)	-	-	1	-	4	5
Dennis-Sutton, Dani (DE)	-	-	-	-	3	3
Clifford, Liam (WR)	-	-	-	-	1	1
Miller, Cam (CB)	-	-	-	-	1	1
Vilbert, Smith (DE)	-	-	1	-	-	1

* Starts at South Carolina

+ Starts at Cornell

^ Starts at Maryland

Starts at Florida State

@ Starts at Kent State

! Starts at Minnesota

2023 SEASON IN REVIEW

THE LAST TIME...

PENN STATE

100+ Yards Rushing:	Keytron Allen (137) & Nicholas Singleton (118) at Michigan State, 2023
150+ Yards Rushing:	202, Journey Brown vs. Memphis, 2019 ~
200+ Yards Rushing:	202, Journey Brown vs. Memphis, 2019 ~
300+ Yards Rushing:	327, Larry Johnson at Indiana, 2002
30-34 Rushing Attempts:	33, Saquon Barkley at Indiana, 2016
35+ Rushing Attempts:	35, Zach Zwinak vs. Nebraska, 2013
Three Touchdowns Rushing:	Nicholas Singleton vs. Delaware, 2023
Four Touchdowns Rushing:	Saquon Barkley at Pittsburgh, 2016
Five Touchdowns Rushing:	Ki-Jana Carter vs. Michigan State, 1994
60+ Yard Run:	87, Nicholas Singleton vs. Utah, 2022 ^
70+ Yard Run:	87, Nicholas Singleton vs. Utah, 2022 ^
80+ Yard Run:	87, Nicholas Singleton vs. Utah, 2022 ^
90+ Yard Run:	92, Saquon Barkley vs. Washington, 2017 @
Two Players Rush For 100 Yards:	Keytron Allen (137) & Nicholas Singleton (118) at Michigan State, 2023
QB/RB Rush For 100 Yards:	Will Lewis (108) & Journey Brown (103) vs. Rutgers, 2019
Four Rushing TD in One Quarter:	vs. UMass, (2nd; Belton [2], Zwinak [2]) 2014
300+ Yards Passing:	325, Drew Allar vs. West Virginia, 2023
350+ Yards Passing:	371, Sean Clifford vs. Ohio State, 2022
400+ Yards Passing:	401, Sean Clifford vs. Villanova, 2021
20-24 Pass Completions:	20, Drew Allar vs. Indiana, 2023
25-29 Pass Completions:	25, Drew Allar at Maryland, 2023
30-34 Pass Completions:	32, Sean Clifford vs. Ohio State, 2022
35+ Pass Completions:	37, Sean Clifford at Purdue, 2022
30-39 Pass Attempts:	39, Drew Allar vs. Ole Miss, 2023 =
40-49 Pass Attempts:	42, Drew Allar at Ohio State, 2023
50+ Pass Attempts:	52, Sean Clifford at Ohio State, 2021
Four Touchdown Passes:	Drew Allar at Maryland, 2023
Five Touchdown Passes:	Rashard Casey vs. Louisiana Tech, 2000
Four Interceptions Thrown:	Zack Mills at Boston College, 2004
300+ Yards Total Offense:	335 (295 P, 40 R), Drew Allar vs. Ole Miss, 2023 =
350+ Yards Total Offense:	361 (371 P, -10 R), Sean Clifford vs. Ohio State, 2022
400+ Yards Total Offense:	452 (398 P, 54 R), Sean Clifford at Maryland, 2019
450+ Yards Total Offense:	452 (398 P, 54 R), Sean Clifford at Maryland, 2019
100+ Yards Receiving:	127, Tyler Warren vs. Ole Miss, 2023 =
150+ Yards Receiving:	179, Parker Washington vs. Ohio State, 2022
200+ Yards Receiving:	242, Jahan Dotson at Maryland, 2021
Two Players w/ 100 Yards Receiving:	Jahan Dotson (127) & Parker Washington (108) at Ohio State, 2021
Two Players w/ 150 Yards Receiving:	Geno Lewis (173) & DaeSean Hamilton (165) vs. UCF, 2014 #
Back-to-Back 100 Yard Receiving Games:	KeAndre Lambert-Smith, (124 vs. Utah ^; 123 vs. WVU), 2022-23
Three Straight 100-Yard Receiving Games:	Jahan Dotson, (108 vs. MSU; 189 at Illinois; 102 at Wisconsin), 2020-21
10+ Receptions:	11, Parker Washington vs. Ohio State, 2022
50+ Yard Reception:	75, Tyler Warren vs. Ole Miss, 2023 =
60+ Yard Reception:	75, Tyler Warren vs. Ole Miss, 2023 =
70+ Yard Reception:	75, Tyler Warren vs. Ole Miss, 2023 =
80+ Yard Reception:	88, KeAndre Lambert-Smith vs. Utah, 2022 ^
Three Touchdowns Receiving:	Jahan Dotson at Maryland, 2021
Four Touchdowns Receiving:	Bobby Engram vs. Minnesota, 1993
150+ All-Purpose Yards:	186 (118 Rush, 68 Rec), Nicholas Singleton at Michigan State, 2023
200+ All-Purpose Yards:	219 (179 Rush, 40 KR), Nicholas Singleton vs. Ohio, 2022
250+ All-Purpose Yards:	254 (242 Rec, 12 PR), Jahan Dotson at Maryland, 2021
300+ All-Purpose Yards:	358 (211 Rush, 94 Rec, 53 KR), Saquon Barkley at Iowa, 2017 (SR)
Five Touchdowns Scored:	5 (4 rushing, 1 receiving), Saquon Barkley at Pittsburgh, 2016
Kickoff Return For Touchdown:	100, Nicholas Singleton at Rutgers, 2022
Rushing, Receiving & Kickoff Return TD in a game:	Derrick Williams vs. Illinois, 2008
100-Yard Kickoff Return:	100, Nicholas Singleton at Rutgers, 2022
Punt Return For Touchdown:	2x (56, 68), Daequan Hardy vs. UMass, 2023
80-Yard Punt Return:	81, Jahan Dotson vs. Michigan State, 2020
Zero Punts in a Game:	Purdue, 2013
Multiple Interceptions:	2, Ji'Air Brown vs. Arkansas, 2022 \$
90-Yard Interception Return:	99, Michael Mauti at Illinois, 2012
Interception Return For Touchdown:	26, Dominic DeLuca vs. Delaware, 2023
Five Interceptions in a Game (Team):	at Rutgers, 2014
Multiple Forced Fumbles:	3, Lamont Wade, at Ohio State, 2019
Multiple Fumble Recoveries:	2, Curtis Jacobs vs. Iowa, 2023
Fumble Return For Touchdown (Defense):	(2); 14 yards, Kobe King; 70 yards, Ji'Air Brown at Rutgers, 2022
Fumble Return For Touchdown (Special Teams):	14 yds, Nick Scott (forced by Irvin Charles) vs. Indiana, 2017
Blocked Field Goal:	Arnold Ebiketie vs. Indiana, 2021
Blocked Field Goal For Touchdown:	60 yards, Grant Haley (Marcus Allen block) vs. Ohio State, 2016
Blocked Extra Point:	Parker Cothren at Northwestern, 2015
Blocked Punt:	Dominic DeLuca vs. UMass, 2023
Two Blocked Punts:	Jonathan Sutherland vs. Idaho, 2019
Blocked Punt For Touchdown:	0 yards, Michael Yancich (Mike Hull block) vs. Ohio State, 2012
Safety:	Team (Forced fumble rolled through end zone), vs. Indiana, 2023
Two-Point Conversion Attempt:	Beau Pribula (pass completed to Nicholas Singleton) vs. Ole Miss, 2023 =
Two-Point Conversion:	Beau Pribula (pass completed to Nicholas Singleton) vs. Ole Miss, 2023 =
50-Yard Field Goal:	50, Alex Felkins vs. Indiana, 2023
Four Field Goals:	Tyler Davis at Rutgers, 2016
Five Field Goals:	Collin Wagner vs. Temple, 2010

OPPONENT

100+ Yards Rushing:	106, Quinshon Judkins, Ole Miss, 2023 =
150+ Yards Rushing:	Donovan Edwards (177)/Blake Corum (172), Michigan, 2022
200+ Yards Rushing:	223, Chase Brown, Illinois, 2021
30-34 Rushing Attempts:	34, Quinshon Judkins, Ole Miss, 2023 =
35+ Rushing Attempts:	44, Mike Hart, Michigan, 2007 (OR)
Three Touchdowns Rushing:	Trevor Siemian, Northwestern, 2014
Four Touchdowns Rushing:	Montee Ball, Wisconsin, 2011
50+ Yard Run:	66, Marcus Yarns, Delaware, 2023
60+ Yard Run:	66, Marcus Yarns, Delaware, 2023
70+ Yard Run:	71, Jonathan Taylor, Wisconsin, 2018
Two Players Rush For 100 Yards:	Donovan Edwards (177)/Blake Corum (172), Michigan, 2022
300+ Yards Passing:	379, Jaxson Dart, Ole Miss, 2023 =
400+ Yards Passing:	400, Brian Lewerke, Michigan State, 2017
500+ Yards Passing:	532, Case Keenum, Houston, 2011 (OR) *
25-29 Pass Completions:	25, Jaxson Dart, Ole Miss, 2023 =
30-44 Pass Completions:	30, Aidan O'Connell, at Purdue, 2022
45+ Pass Completions:	45, Case Keenum, Houston, 2011 (OR) *
30-39 Pass Attempts:	39, Taulia Tagovailoa, Maryland, 2023
40-49 Pass Attempts:	40, Jaxson Dart, Ole Miss, 2023 =
50+ Pass Attempts:	57, Taulia Tagovailoa, at Maryland, 2021
60+ Pass Attempts:	60, Aidan O'Connell, at Purdue, 2022
Four Touchdown Passes:	4, Justin Fields, Ohio State, 2020
Five Touchdown Passes:	Sam Darnold, USC, 2016 ^
Four Interceptions Thrown:	Luke Altmyer, Illinois, 2023
Five Interceptions Thrown:	Gary Nova, Rutgers, 2014
300+ Yards Total Offense:	393 (379 P, 14 R), Jaxson Dart, Ole Miss, 2023 =
400+ Yards Total Offense:	425 (400 P, 25 R), Brian Lewerke, Michigan State, 2017
500+ Yards Total Offense:	542 (532 P, 10 R), Case Keenum, Houston, 2011 (OR) *
100+ Yards Receiving:	Caden Prieskorn (136)/Tre Harris (134), Ole Miss, 2023 =
150+ Yards Receiving:	162, Marvin Harrison Jr., Ohio State, 2023
200+ Yards Receiving:	228, Patrick Edwards, Houston, 2011 *
Two Players With 100 Receiving Yards:	Caden Prieskorn (136)/Tre Harris (134), Ole Miss, 2023 =
10+ Receptions:	10, Caden Prieskorn, Ole Miss, 2023 =
50+ Yard Reception:	58, Jaxon Smith-Njigba from C.J. Stroud, Ohio State 2021
70+ Yard Reception:	70, Akrum Wadley from Nate Stanley, Iowa, 2017
80+ Yard Reception:	80, Dominique Barnes from Kurt Hess, Youngstown State, 2010
90+ Yard Reception:	90, DeQuee Carter from Brendan Sorsby, Indiana, 2023
Three Touchdown Receptions:	Deonta Burnett, USC, 2016 ^
Kickoff Return For Touchdown:	100, Darrynton Evans, Appalachian State, 2018
90-Yard Kickoff Return:	100, Darrynton Evans, Appalachian State, 2018
100-Yard Kickoff Return:	100, Darrynton Evans, Appalachian State, 2018
Punt Return For Touchdown:	58, Lynn Bowden Jr., Kentucky, 2018 +
70-Yard Punt Return:	75, Venric Mark, Northwestern, 2012
80-Yard Punt Return:	87, Willie Reid, Florida State, 2005 !
Multiple Interceptions:	2, J.T. Tuimolou, Ohio State, 2022
Interception Return For Touchdown:	14, J.T. Tuimolou, Ohio State, 2022
Fumble Return For Touchdown:	57, Jerron Cage, Ohio State, 2021
Blocked Punt:	Dominique Dafney, Iowa, 2018
Blocked Punt For Touchdown:	27, Lerentee McCray, Florida, 2011 \$
Blocked Field Goal:	Zxavian Harris, Ole Miss, 2023 =
Blocked Extra Point:	Nick Aspey, vs. Central Michigan, 2022
Safety:	2, Team (blocked punt, snap out of the end zone on punt), Iowa, 2018
Two Safeties:	Team (blocked punt, snap out of the end zone on punt), Iowa, 2018
Defensive Extra Point:	99, D.J. Johnson, Iowa, 2002
50-Yard Field Goal:	52, Caden Davis, Ole Miss, 2023 =
Four Field Goals:	Noah Ruggles, Ohio State, 2021

- Croke Park Classic (Dublin, Ireland) | ! - Orange Bowl | \$ - Outback Bowl | ^ - Rose Bowl | * - TicketCity Bowl
@ - PlayStation Fiesta Bowl | + - VRBO Citrus Bowl | ~ - Goodyear Cotton Bowl | = - Chick-fil-a Peach Bowl

(SR) - School Record | (OR) - Opponent Record

(2); 14 yards, Kobe King (forced by Marquis Wilson); 70 yards, Ji'Air Brown (forced by Curtis Jacobs) at Rutgers, 2022

PARTICIPATION CHART

#	Player	GP/GS	WVU	UD	at ILL	IOWA	at NW	UMASS	at OSU	IND	at MD	MICH	RU	vs. MSU	vs. MISS
0	Dominic DeLuca	13/0	XXX	XXX	XXX	XXX	XXX	XXX	XXX	XXX	XXX	XXX	XXX	XXX	XXX
1	KeAndre Lambert-Smith	13/12	START	START	START	START	START	START	START	START	START	START	START	START	START
1	Jaylen Reed	13/13	START	START	START	START	START	START	START	START	START	START	START	START	START
2	Keaton Ellis	13/0	XXX	XXX	XXX	XXX	XXX	XXX	XXX	XXX	XXX	XXX	XXX	XXX	XXX
2	Liam Clifford	13/1	XXX	START	XXX	XXX	XXX	XXX	XXX	XXX	XXX	XXX	XXX	XXX	XXX
3	Johnny Dixon	12/11	START	START	START	START	START	START	START	START	XXX	START	START	START	...
3	Dante Cephas	12/6	XXX	XXX	XXX	START	START	XXX	XXX	XXX	START	START	START	START	...
4	Malick Meiga	9/0	XXX	XXX	XXX	XXX	XXX	XXX	XXX	XXX	XXX
4	Kalen King	12/12	START	START	START	START	START	START	START	START	START	START	START	START	...
5	Cam Miller	13/1	XXX	XXX	XXX	XXX	XXX	XXX	XXX	XXX	XXX	XXX	XXX	XXX	START
5	Omari Evans	9/0	...	XXX	XXX	XXX	XXX	XXX	XXX	...	XXX	XXX	XXX
6	Zakee Wheatley	13/0	XXX	XXX	XXX	XXX	XXX	XXX	XXX	XXX	XXX	XXX	XXX	XXX	XXX
6	Harrison Wallace III	8/6	START	START	XXX	XXX	...	START	START	START	START
7	Kaden Saunders	12/0	XXX	XXX	XXX	XXX	XXX	XXX	XXX	...	XXX	XXX	XXX	XXX	XXX
8	DaKaari Nelson	2/0	...	XXX	XXX
9	Beau Pribula	11/0	XXX	XXX	XXX	XXX	XXX	XXX	...	XXX	XXX	...	XXX	XXX	XXX
9	King Mack	13/0	XXX	XXX	XXX	XXX	XXX	XXX	XXX	XXX	XXX	XXX	XXX	XXX	XXX
10	Mehki Flowers	3/0	...	XXX	XXX
10	Nicholas Singleton	13/7	START	XXX	START	XXX	START	START	XXX	START	XXX	START	XXX	XXX	START
11	Malik McClain	13/1	XXX	XXX	START	XXX	XXX	XXX	XXX	XXX	XXX	XXX	XXX	XXX	XXX
11	Abdul Carter	13/13	START	START	START	START	START	START	START	START	START	START	START	START	START
12	Anthony Ivey	1/0	XXX
12	Zion Tracy	13/0	XXX	XXX	XXX	XXX	XXX	XXX	XXX	XXX	XXX	XXX	XXX	XXX	XXX
13	Kaytron Allen	13/7	XXX	START	XXX	START	XXX	START	START	XXX	START	XXX	START	START	START
13	Tony Rojas	13/0	XXX	XXX	XXX	XXX	XXX	XXX	XXX	XXX	XXX	XXX	XXX	XXX	XXX
14	Tyrece Mills	5/0	XXX	XXX	XXX	XXX	XXX	...
14	Jaxon Smolik	1/0	...	XXX
15	Amin Vanover	8/0	XXX	XXX	XXX	XXX	XXX	XXX	XXX	XXX
15	Drew Allar	13/13	START	START	START	START	START	START	START	START	START	START	START	START	START
16	Khalil Dinkins	12/0	XXX	XXX	XXX	XXX	XXX	...	XXX	XXX	XXX	XXX	XXX	XXX	XXX
16	Elliot Washington II	10/0	XXX	XXX	XXX	XXX	XXX	XXX	XXX	XXX	XXX	XXX
17	Mason Stahl	3/0	...	XXX	XXX	XXX
18	Davon Townley	3/0	...	XXX	XXX	XXX	...
19	Jameal Lyons	8/0	XXX	XXX	XXX	...	XXX	XXX	...	XXX	XXX	XXX
20	Adisa Isaac	13/13	START	START	START	START	START	START	START	START	START	START	START	START	START
21	Kevin Winston	13/13	START	START	START	START	START	START	START	START	START	START	START	START	START
21	Carmelo Taylor	2/0	XXX	XXX	XXX
23	Irey Potts	13/0	XXX	XXX	XXX	XXX	XXX	XXX	XXX	XXX	XXX	XXX	XXX	XXX	XXX
23	Curtis Jacobs	13/13	START	START	START	START	START	START	START	START	START	START	START	START	START
24	Ta'Mere Robinson	2/0	...	XXX	XXX
25	Daequan Hardy	11/4	XXX	XXX	XXX	START	START	XXX	START	XXX	XXX	XXX	START
27	Lamont Payne	3/0	...	XXX	XXX	XXX	...
28	Zane Durant	13/12	START	XXX	START	START	START	START	START	START	START	START	START	START	START
29	Audavion Collins	5/0	XXX	XXX	XXX	XXX	XXX
31	Kolin Dinkins	12/0	XXX	XXX	XXX	XXX	...	XXX	XXX	XXX	XXX	XXX	XXX	XXX	XXX
32	Keon Wylie	13/0	XXX	XXX	XXX	XXX	XXX	XXX	XXX	XXX	XXX	XXX	XXX	XXX	XXX
33	Dani Dennis-Sutton	13/3	XXX	XXX	XXX	XXX	XXX	XXX	XXX	START	START	XXX	XXX	XXX	START
34	Tyler Holzworth	2/0	XXX	XXX
35	Jace Tutty	1/0	XXX	...
35	Blaise Sokach-Minnick	2/0	XXX	XXX	...
36	Zuriah Fisher	13/0	XXX	XXX	XXX	XXX	XXX	XXX	XXX	XXX	XXX	XXX	XXX	XXX	XXX
38	Tank Smith	3/0	...	XXX	XXX	XXX
39	Ty Blanding	1/0	...	XXX
41	Kobe King	13/11	START	START	START	START	START	XXX	XXX	START	START	START	START	START	START
43	Tyler Elsdon	13/0	XXX	XXX	XXX	XXX	XXX	XXX	XXX	XXX	XXX	XXX	XXX	XXX	XXX
44	Tyler Warren	13/12	START	XXX	START	START	START	START	START	START	START	START	START	START	START
44	Demeioun Robinson	10/10	START	START	START	START	START	START	START	START	START	START	...
48	Tyler Duzansky	13/0	XXX	XXX	XXX	XXX	XXX	XXX	XXX	XXX	XXX	XXX	XXX	XXX	XXX
48	Kaveion Keys	2/0	...	XXX	XXX
51	Hakeem Beamon	13/6	START	START	START	START	XXX	START	START	XXX	XXX	XXX	XXX	XXX	XXX
51	Dominic Rulli	12/0	XXX	XXX	XXX	XXX	XXX	XXX	XXX	XXX	...	XXX	XXX	XXX	XXX
52	Jordan van den Berg	11/0	XXX	XXX	XXX	XXX	XXX	XXX	...	XXX	XXX	XXX	XXX
53	Nick Dawkins	13/0	XXX	XXX	XXX	XXX	XXX	XXX	XXX	XXX	XXX	XXX	XXX	XXX	XXX
55	Chimdy Onoh	2/0	...	XXX	XXX
56	JB Nelson	11/8	START	XXX	START	START	START	XXX	START	START	START	START	XXX
57	Ibrahim Traore	1/0	XXX
58	Kaleb Artis	13/0	XXX	XXX	XXX	XXX	XXX	XXX	XXX	XXX	XXX	XXX	XXX	XXX	XXX
64	Hunter Nourzad	13/13	START	START	START	START	START	START	START	START	START	START	START	START	START
66	Drew Shelton	13/1	XXX	XXX	XXX	XXX	XXX	XXX	XXX	XXX	XXX	XXX	XXX	XXX	START
68	Anthony Donkoh	4/0	...	XXX	XXX	XXX	XXX
70	J'ven Williams	3/0	...	XXX	XXX	XXX	...
71	Olaivavega Ioane	13/5	XXX	START	XXX	XXX	XXX	START	START	START	XXX	XXX	XXX	XXX	START
73	Caedan Wallace	13/13	START	START	START	START	START	START	START	START	START	START	START	START	START
74	Olumuyiwa Fashanu	12/12	START	START	START	START	START	START	START	START	START	START	START	START	...
77	Sal Wormley	13/13	START	START	START	START	START	START	START	START	START	START	START	START	START
78	Golden Israel-Achumba	13/0	XXX	XXX	XXX	XXX	XXX	XXX	XXX	XXX	XXX	XXX	XXX	XXX	XXX
80	Cristian Driver	6/0	...	XXX	XXX	...	XXX	XXX	XXX	XXX	...
81	Jan Mahlert	1/0	...	XXX
84	Theo Johnson	13/13	START	START	START	START	START	START	START	START	START	START	START	START	START
86	Jason Estrella	2/0	...	XXX	XXX
87	Andrew Rappleyea	3/0	...	XXX	XXX	XXX	...
88	Jerry Cross	5/0	...	XXX	XXX	XXX	...	XXX	XXX	...
91	Alex Felkins	13/0	XXX	XXX	XXX	XXX	XXX	XXX	XXX	XXX	XXX	XXX	XXX	XXX	XXX
91	Dvon J-Thomas	13/8	XXX	START	XXX	XXX	START	XXX	XXX	START	START	START	START	START	START
93	Sander Sahaydak	7/0	XXX	XXX	XXX	XXX	XXX	...	XXX	XXX
94	Jake Wilson	13/0	XXX	XXX	XXX	XXX	XXX	XXX	XXX	XXX	XXX	XXX	XXX	XXX	XXX
95	Riley Thompson	13/0	XXX	XXX	XXX	XXX	XXX	XXX	XXX	XXX	XXX	XXX	XXX	XXX	XXX
99	Coziah Izzard	11/0	XXX	XXX	XXX	XXX	XXX	XXX	XXX	XXX	XXX	XXX	XXX
99	Gabe Nwosu	13/0	XXX	XXX	XXX	XXX	XXX	XXX	XXX	XXX	XXX	XXX	XXX	XXX	XXX

2023 SEASON IN REVIEW

AWARDS & HONORS

DREW ALLAR, QB

All-Big Ten Honorable Mention (Coaches & Media)
Davey O'Brien Award Class of 2023
Davey O'Brien Award Great 8 (9/25, 11/6)
Big Ten Offensive Player of the Week (9/5)
Manning Award Star of the Week (9/5)

KAYTRON ALLEN, RB

All-Big Ten Second Team (Coaches)/Third Team (Media)
Doak Walker Award Watch List

HAKEEM BEAMON, DT

Reese's Senior Bowl Watch List

ABDUL CARTER, LB

Sports Illustrated All-America Second Team
All-Big Ten First Team (Coaches)/Second Team (Media)
Bednarik Award Watch List
Bronko Nagurski Trophy Watch List
Butkus Award Watch List
Lombardi Award Watch List
Lott IMPACT Trophy Watch List
PFF Preseason All-America Honorable Mention

DANTE CEPHAS, WR

Biletnikoff Award Watch List
Reese's Senior Bowl Watch List

BEN CHIZMAR, LB

Academic All-Big Ten

LIAM CLIFFORD, WR

Academic All-Big Ten

AMIEL DAVIS, RB

Big Ten Distinguished Scholar
Academic All-Big Ten

NICK DAWKINS, OL

Academic All-Big Ten

DOMINIC DELUCA, LB

Burlsworth Trophy Nominee

DANI DENNIS-SUTTON, DE

All-Big Ten Third Team (Coaches)/Honorable Mention (Media)
Academic All-Big Ten

JOHNNY DIXON, CB

All-Big Ten Third Team (Coaches)/Honorable Mention (Media)
Reese's Senior Bowl Watch List

ZANE DURANT, DT

All-Big Ten Honorable Mention (Media)

TYLER DUZANSKY, LS

Big Ten Distinguished Scholar
Academic All-Big Ten

KEATON ELLIS, S

Reese's Senior Bowl Watch List

TYLER ELSDON, LB

Academic All-Big Ten
Reese's Senior Bowl Watch List

OMARI EVANS, WR

Academic All-Big Ten
Earl Campbell Tyler Rose Award Watch List

OLUMUYIWA FASHANU, OL

Big Ten Distinguished Scholar
AFCA All-America First Team
Associated Press All-America First Team
Sporting News All-America First Team
Walter Camp All-America First Team
FWAA All-America Second Team
The Athletic All-America First Team
CBS Sports All-America First Team
Sports Illustrated All-America First Team
USA Today All-America First Team
Big Ten Rimington-Pace Offensive Lineman of the Year
All-Big Ten First Team (Coaches & Media)
Academic All-Big Ten
William V. Campbell Trophy Finalist
Lombardi Award Semifinalist
Sporting News Midseason All-America First Team
AP Midseason All-America Second Team
Outland Trophy National Player of the Week (9/26)
Outland Trophy Watch List
Walter Camp Player of the Year Award Watch List
Reese's Senior Bowl Watch List
AP Preseason All-America First Team
PFF Preseason All-America First Team

ALEX FELKINS, K

All-Big Ten Second Team (Media)/Third Team (Coaches)

MITCHELL GROH, P

Academic All-Big Ten

GEORGE HLAVAC, CB

Big Ten Distinguished Scholar
Academic All-Big Ten

DAEQUAN HARDY, CB

CBS Sports All-America Second Team PR
All-Big Ten Second Team RS (Coaches & Media)
All-Big Ten Third Team DB (Coaches)/Honorable Mention (Media)
Big Ten Co-Special Teams Player of the Week (10/16)

TYLER HOLZWORTH, RB

Academic All-Big Ten

OLAIVAVEGA IOANE, OL

All-Big Ten Honorable Mention (Media)

ADISA ISAAC, DE

All-Big Ten First Team (Media)/Second Team (Coaches)
Reese's Senior Bowl Watch List

DVON J-THOMAS, DT

All-Big Ten Honorable Mention (Media)
Allstate AFCA Good Works Team Watch List
Wuerffel Trophy Watch List

CURTIS JACOBS, LB

All-Big Ten Honorable Mention (Coaches)
Butkus Award Semifinalist
Reese's Senior Bowl Watch List

THEO JOHNSON, TE

All-Big Ten Honorable Mention (Coaches & Media)
Mackey Award Semifinalist
Reese's Senior Bowl Watch List

KALEN KING, CB

All-Big Ten Second Team (Coaches & Media)
Bednarik Award Watch List
Bronko Nagurski Trophy Watch List
Lott IMPACT Trophy Watch List
Jim Thorpe Award Watch List
AP Preseason All-America First Team
PFF Preseason All-America First Team

KOBE KING, LB

All-Big Ten Honorable Mention (Coaches & Media)

KEANDRE LAMBERT-SMITH, WR

All-Big Ten Honorable Mention (Coaches & Media)
Reese's Senior Bowl Watch List

JAN MAHLERT, WR

Academic All-Big Ten

MALICK MEIGA, WR

Academic All-Big Ten

CAM MILLER, CB

Academic All-Big Ten

JB NELSON, OL

All-Big Ten Honorable Mention (Coaches & Media)

HUNTER NOURZAD, OL

Big Ten Distinguished Scholar
All-Big Ten Second Team (Coaches & Media)
Academic All-Big Ten

GABRIEL NWOSU, P

Academic All-Big Ten

WILL PATTON, LS

Big Ten Distinguished Scholar
Academic All-Big Ten

BEAU PRIBULA, QB

Academic All-Big Ten

JAYLEN REED, S

All-Big Ten Honorable Mention (Coaches & Media)

CHOP ROBINSON, DE

Associated Press All-America Third Team
Pro Football Focus All-America Second Team
USA Today All-America Second Team
All-Big Ten First Team (Coaches & Media)
Bednarik Award Watch List
Bronko Nagurski Trophy Watch List
Lombardi Award Watch List
PFF Preseason All-America Second Team

TONY ROJAS, LB

Shaun Alexander Freshman of the Year Award Watch List

DOMINIC RULLI, OL

Academic All-Big Ten

SANDER SAHAYDAK, K

Academic All-Big Ten

KADEN SAUNDERS, WR

Academic All-Big Ten

DREW SHELTON, OL

Academic All-Big Ten

NICHOLAS SINGLETON, RB

All-Big Ten Third Team RB (Coaches & Media)
All-Big Ten Honorable Mention RS (Coaches & Media)
Academic All-Big Ten
Doak Walker Award Watch List
Maxwell Award Watch List
Paul Hornung Award Watch List
Walter Camp Player of the Year Award Watch List
PFF Preseason All-America Honorable Mention

BLAISE SOKACH-MINNICK, LS

Academic All-Big Ten

JAKE SPENCER, WR

Academic All-Big Ten

RILEY THOMPSON, P

All-Big Ten Honorable Mention (Coaches & Media)
Ray Guy Award Watch List

JORDAN VAN DEN BERG, DT

Academic All-Big Ten
Reese's Senior Bowl Watch List

CAEDAN WALLACE, OL

All-Big Ten Honorable Mention (Coaches & Media)
Reese's Senior Bowl Watch List

TYLER WARREN, TE

All-Big Ten Third Team (Coaches)/Honorable Mention (Media)
Academic All-Big Ten
Reese's Senior Bowl Watch List

KEVIN WINSTON JR, S

All-Big Ten Honorable Mention (Coaches & Media)

SAL WORMLEY, OL

All-Big Ten Honorable Mention (Coaches & Media)

2023 SEASON NOTES

FASHANU EARNS BIG TEN OFFENSIVE LINEMAN OF THE YEAR

- Penn State OL **Olumuyiwa Fashanu** was named the Big Ten Rimington-Pace Offensive Lineman of the Year on November 29.
- Fashanu became the fourth Nittany Lion to win the conference's Offensive Lineman of the Year award, joining A.Q. Shipley (2008).
- Fashanu was Penn State's 38th major award winner of a conference award and the 12th in the **James Franklin** era.
- He was a finalist for the William V. Campbell Trophy and was a semifinalist for the Lombardi Award.
- He appeared in 29 career games, making 22 starts at left tackle for the Nittany Lions.
- Fashanu allowed no sacks and 11 pressures in 382 pass blocking snaps last season.

BIG HONORS

- Penn State had 29 All-Big Ten selections across offense, defense and special teams.
- On offense, OL **Olumuyiwa Fashanu** was named first team by the coaches and media.
- OL **Hunter Nourzad** was selected second team by the coaches and media.
- RB **Kaytron Allen** was voted second team by the coaches and third team by the media.
- RB **Nicholas Singleton** was tabbed third team by the coaches and media.
- TE **Tyler Warren** was selected third team by the coaches and honorable mention by the media.
- QB **Drew Allar**, TE **Theo Johnson**, WR **KeAndre Lambert-Smith**, OL **JB Nelson**, OL **Caedan Wallace** and OL **Sal Wormley** were named honorable mention by the coaches and media.
- OL **Olaivavega Ioane** was tabbed honorable mention by the media.
- On defense, DE **Chop Robinson** led the way as a first team selection by the coaches and media.
- LB **Abdul Carter** was a first team selection by the coaches and a second team selection by the media.
- DE **Adisa Isaac** was tabbed first team by the media and second team by the coaches.
- CB **Kalen King** earned second team honors from the coaches and media.
- DE **Dani Dennis-Sutton**, CB **Johnny Dixon** and CB **Daequan Hardy** were named third team by the coaches and honorable mention by the media.
- LB **Kobe King**, S **Jaylen Reed** and S **Kevin Winston Jr.** were tabbed honorable mention by the coaches and media.
- LB **Curtis Jacobs** was named honorable mention by the coaches, while DT **Zane Durant** and DT **Dvon J-Thomas** were selected honorable mention by the media.
- On special teams, PR **Daequan Hardy** was a second-team selection by the coaches and media.
- K **Alex Felkins** was tabbed second team by the media and third team by the coaches.
- KR **Nicholas Singleton** and P **Riley Thompson** were named honorable mention by the coaches and media.

ALL-AMERICA ACCOLADES

- OL **Olumuyiwa Fashanu** was a consensus All-American, earning first-team honors by the Associated Press, AFCA, Sporting News and the Walter Camp Football Foundation.
- He was also a first-team selection by The Athletic, CBS Sports, Sports Illustrated and USA Today.
- He was a second-team All-America selection by the FWAA.
- Fashanu is PSU's 44th consensus All-American selection (41st player) and the first offensive lineman since Jeff Hartings (1995).
- DE **Chop Robinson** was selected a second-team All-American by Pro Football Focus and USA Today and a third-team All-American by the Associated Press.
- LB **Abdul Carter** was voted a second-team All-American by Sports Illustrated.
- Redshirt senior PR **Daequan Hardy** was named a second-team All-American by CBS Sports.

FINALISTS AND SEMIFINALISTS

- OL **Olumuyiwa Fashanu** was named one of 16 William V. Campbell Trophy finalists.
- The William V. Campbell Trophy recognizes an individual as the absolute best football scholar-athlete in the nation for his combined academic success, football performance and exemplary leadership.
- Fashanu was honored as a National Football Foundation (NFF) Scholar-Athlete, becoming the 20th Nittany Lion to earn that accolade.
- Fashanu was also a semifinalist for the Lombardi Award, which goes annually to the college football offensive or defensive lineman who exemplifies the character and discipline of NFL Hall of Fame Head Coach Vince Lombardi in addition to outstanding performance and ability.
- LB **Curtis Jacobs** was tabbed as one of 12 semifinalists for the Butkus Award, which is annually given to the top linebacker in college football.
- TE **Theo Johnson** was named one of nine semifinalists for the Mackey Award, which is annually presented to the top tight end in college football.

EIGHT SELECTED IN NFL DRAFT

- Penn State has had five or more draft picks in seven-straight years, dating back to 2018. It is Penn State's longest streak of years with at least five picks since a string of seven years from 1978-84. The Nittany Lions had five or more draft picks for the 33rd time in school history.
- The Nittany Lions have a total of 46 players who have been drafted in the last seven NFL drafts, the most in a seven-year span for the program since 1991-97 (45 picks).
- Penn State has had an offensive lineman selected in the last four drafts, joining Alabama, Georgia, Michigan, Oklahoma and Wisconsin as the only other schools to do so.
- A total of 389 Nittany Lions have been selected all-time in the NFL Draft, which ranks seventh among Division I institutions. Penn State has had 72 draft picks since 2010.
- Penn State has had 54 players selected since Franklin's arrival to the program in 2015, including 25 taken on the first two days of the draft.

RECORD BREAKDOWN

Overall Record	10-3
Day Games	7-3
Night Games (6 p.m. or later)	3-0
TV Games	10-3
Big Ten Network	2-0
CBS	2-0
FOX	2-2
FS1	1-0
NBC	2-0
Peacock	1-0
ESPN	0-1
Scoring First	7-2
Opponent Scoring First	3-1
Leading at the Half	9-0
Trailing at the Half	0-3
Tied at the Half	1-0
Leading after Third Qtr.	10-0
Trailing after Third Qtr.	0-3
Tied after Third Qtr.	0-0
Overtime Games	0-0
Scoring less than 20 pts	0-2
Scoring 20-29 points	1-1
Scoring 30-39 Points	4-0
Scoring 40+ Points	5-0
Allowing 10 points or less	5-0
Allowing 11-20 points	4-2
Allowing 21-30 points	1-0
Allowing 31+ points	0-1
Rushing for less than 100 yds	0-1
Rushing for 100-199 yds	5-2
Rushing for 200-299 yds	4-0
Rushing for 300+ yds	1-0
Passing for less than 200 yds	3-2
Passing for 200-299 yds	5-0
Passing for 300-399 yds	2-1
Passing for 400+ yds	0-0
Totalling less than 300 yds total offense	0-2
300-399 yds of total offense	5-0
400-499 yds of total offense	3-0
500+ yds of total offense	2-1
Allowing less than 100 yds rushing	9-1
Allowing more than 100 yds rushing	1-2
Allowing less than 300 yds total offense	7-1
Allowing 300+ yds total offense	3-2
Having a 100-yd rusher	2-0
Having two 100-yd rushers	1-0
Not having a 100-yd rusher	8-3
Opp. having a 100-yd rusher	0-2
No turnovers	6-1
1-3 turnovers	4-2
4+ turnovers	0-0
No takeaways	1-2
1 or 2 takeaways	5-1
3 or more takeaways	3-0
More than 30:00 of possession	7-0
Less than 30:00 of possession	3-3

2023 SEASON IN REVIEW

FAMILY AFFAIR

- Penn Staters know that it is very common for generations of families to all attend Penn State. For a fortunate few, immediate family members are also able to follow in a brother, father or grandfather's footsteps on the Penn State football team.
- Two sons of Penn State lettermen are on the 2023 team.

Father (Letters)	Son (Class)
Brian Chizmar (1986-89)	Ben Chizmar (R-Jr.)
Ed Pryts (1978-82)	Jackson Pryts (R-So.)
- Five pairs of brothers are currently represented.

Older (Years/Class)	Younger (Class)
Max Chizmar (2017-21)	Ben Chizmar (R-Jr.)
Sean Clifford (2018-22)	Liam Clifford (R-Jr.)
Khalil Dinkins (2020-pres.; R-Jr.)	Kolin Dinkins (R-So.)
Kalen King (2021-23) (Twins)	Kobe King (R-Jr.)
Michal Menet (2017-21)	Joey Schlaffer (So.)

HOME SWEET HOME

- With a 316-81 record in Beaver Stadium, Penn State owns the sixth-best record in its venue amongst current FBS schools and leads the Big Ten.
- Penn State averaged 108,409 fans in seven home games in 2023, which is the second-highest single-season average attendance in Beaver Stadium history and is the highest since record 108,917 average in 2007.
- The Nittany Lions welcomed 110,856 fans against Michigan, the second-largest crowd in Beaver Stadium history.
- The 2023 Penn State White Out attendance was 110,830, which is the third-largest crowd in Beaver Stadium history behind only the 110,889 from the 2018 Penn State White Out game against Ohio State and 110,856 against Michigan in 2023.
- Only Alabama (.841) and Oklahoma (.817) have higher winning percentages in facilities older than Beaver Stadium.

IN THE CFP RANKINGS

- Penn State opened the 2023 College Football Playoff rankings at No. 11 and finished at No. 10 in the final 2023 poll.
- Penn State is one of nine FBS teams who have appeared in each of the last 12 CFP rankings.
- With appearances in the last 12 CFP rankings, Penn State is tied for the sixth-longest active streak among FBS teams.
- The Nittany Lions have appeared in the CFP rankings 36 times since the College Football Playoff was introduced in 2014.
- Penn State has ranked among the CFP Top 10 on 20 occasions.
- Penn State has finished in the CFP Top 12 six times, ranking sixth-most among FBS teams and second among Big Ten teams.

PENN STATE VS. THE BIG TEN

- Penn State is 50-22 in the Big Ten since 2016.
- PSU won 13 consecutive games against Big Ten opponents from 2016-17, breaking its record of 12 from 1993-94.
- Penn State owns a 256-130-3 mark against Big Ten Conference teams since the Nittany Lions first opposed Ohio State in 1912.
- The Nittany Lions began play as a member of the Big Ten Conference in 1993 and have a 160-94 mark.
- Penn State played 132 games vs. the current Big Ten alignment when either or both Penn State itself (prior to 1993) or the opponent (Nebraska prior to 2011; Maryland and Rutgers prior to 2014; Oregon, UCLA, USC and Washington) was not yet a member of the Big Ten. The Nittany Lions went 92-37-3 in those games.

LIONS UNDER THE LIGHTS

- Penn State is 62-32 at night all-time. The figure breaks down to 21-11 at home, 29-14 on the road and 12-7 in neutral site games. Penn State is 1-1 at regular season neutral sites, 11-6 in bowl games and 1-0 in conference championship games.
- The Nittany Lions opened the 2023 season against West Virginia with a 7:30 p.m. kickoff on NBC. Penn State earned a 38-15 win.
- Penn State tallied a 31-0 win against Iowa in the annual Penn State White Out Game. It was broadcast at 7:30 p.m. on CBS.
- The Nittany Lions closed out the regular season with a 42-0 win at Michigan State. It was broadcast at 7:30 p.m. on NBC.
- In 2019, Penn State played its most regular season night games in program history with four primetime tilts.
- On Oct. 12, 2013, the Lions claimed the longest game in Big Ten history when they edged Michigan under the lights, 43-40, in four overtimes in front of a sellout Beaver Stadium crowd of 107,844 on Homecoming.

STREAKING

- Penn State has not allowed a first-drive touchdown in the last 27 games, dating back to the Michigan State game in 2021. It is the nation's longest active streak.
- Penn State has not allowed a special teams touchdown in 61-straight games, dating back to the start of the 2019 season.
- Penn State has won 18 consecutive games against teams that are not members of a Power Five conference.
- Penn State has won 19 consecutive games over non-conference opponents during the regular season, dating back to a win over Temple in 2016.

ON TV

- Penn State has had 359 of its last 361 games televised, including 255 consecutive games.
- Over the last 15 seasons, every Penn State game has aired on either ABC, BTN, CBS, NBC, Peacock or an ESPN or FOX channel.
- Penn State has made 339 regular season TV appearances since 1995, which is tied for the national lead.
- The Penn State-Ohio State matchup drew 9.96 million viewers. It is the third-most watched game in 2023 and the most-watched game between two Big Ten schools.
- The Penn State-Michigan contest drew 9.16 million viewers. It is the sixth-most watched game in 2023.
- Penn State's game against Delaware was streamed on Peacock, the Nittany Lions' first ever exclusively on a streaming platform.
- Penn State's matchup in the 2023 Rose Bowl Game against Utah drew 10.19 million viewers as the most-watched bowl game outside of the College Football Playoff.

BACK-TO-BACK 10 WIN SEASONS

- Penn State has reached 10 wins in a season for the 26th time in program history and 10 regular season wins for the 21st time in program history.
- The Nittany Lions at least won 10 games in back-to-back seasons for the 12th time in program history.
- With its win over Michigan State, the Nittany Lions clinched their second-straight 10+ win season.
- Penn State joins Alabama, Florida State, Georgia, LSU, Michigan, Ohio State, Oregon, Troy, Tulane and Washington as teams who have posted 10+ win seasons in 2022 and 2023. Ohio still has the opportunity at a second-straight 10+ win season.
- The Nittany Lions reached 10 wins for the fifth time since 2016.
- Penn State is one of 11 FBS teams with at least 10 wins in at least five of the last eight seasons, joining Alabama (8), Boise State (6), Clemson (7), Georgia (6), Michigan (6), Notre Dame (5), Ohio State (7), Oklahoma (6), Troy (5) and Washington (5).

NATIONAL NITS

Below is a list of Penn State players that rank among the top-100 individuals and top-50 teams in the most recent season statistical rankings.

- **QB Drew Allar**
 - Passing Touchdowns - 25 (18/1)
 - Points Responsible For - 176 (26/2)
 - Points Responsible For Per Game - 13.5 (32/2)
 - Completions Per Game - 17.9 (50/6)
 - Passing Efficiency - 136.9 (58/4)
 - Passing Yards - 2,631 (54/4)
 - Passing Yards Per Game - 202.4 (63/6)
 - Completion Percentage - 59.9 (74/6)
 - Total Offense Per Game - 218.2 (69/6)
 - Yards Per Pass Attempt - 6.76 (79/5)
 - Yards Per Completion - 11.3 (73/8)
- **RB Kaytron Allen**
 - Rushing Yards - 902 (55/5)
 - Rushing Yards Per Game - 69.4 (63/5)
 - Yards Per Carry - 5.24 (61/4)
- **K Alex Felkins**
 - Field Goals Per Game - 1.46 (26/2)
 - Points Per Game - 8.0 (29/2)
 - Total Points - 104 (34/3)
 - Field Goal Percentage - 79.2 (45/5)
- **CB Daequan Hardy**
 - Punt Return Touchdowns - 2 (1/1)
 - Punt Return Average - 14.6 (4/1)

- **DE Adisa Isaac**
 - Sacks Per Game - 0.58 (47/5)
- **LB Curtis Jacobs**
 - Fumbles Recovered - 2 (19/2)
- **TE Theo Johnson**
 - Receiving Touchdowns - 7 (52/4)
- **RB Nicholas Singleton**
 - All-Purpose Yards Per Game - 105.62 (51/3)
 - Rushing Touchdowns - 8 (75/5)
 - Total Touchdowns - 10 (71/7)
 - Combined Kick Returns - 313 (81/8)
 - Rushing Yards - 752 (96/10)
- **P Riley Thompson**
 - Punt Average - 45.8 (12/4)
- **TE Tyler Warren**
 - Receiving Touchdowns - 7 (52/4)
- **S Kevin Winston Jr.**
 - Fumbles Recovered - 2 (19/2)

- **TEAM**
 - First Downs Defense - 181 (1/1)
 - Interceptions Thrown - 2 (1/1)
 - Sacks Per Game - 3.77 (1/1)
 - Tackles For Loss Per Game - 8.5 (1/1)
 - Rushing Defense - 75.5 (1/1)
 - Total Defense - 247.6 (2/2)
 - Turnover Margin - Plus-16 (2/2)
 - Turnovers Lost - 8 (3/1)
 - Scoring Defense - 13.5 (3/3)
 - Red Zone Offense - 95.3 (4/1)
 - Fourth Down Conversion Pct - 55.0 (4/3)
 - Fumbles Recovered - 12 (5/1)
 - Net Punting - 42.90 (6/2)
 - Passing Defense - 172.1 (7/4)
 - Tackles For Loss Allowed Per Game - 3.92 (10/2)
 - Third Down Conversion Pct Defense - 30.2 (11/3)
 - Passing Efficiency Defense - 116.44 (11/4)
 - Turnovers Gained - 24 (12/2)
 - Time of Possession - 32:32 (12/1)
 - Scoring Offense - 36.2 (12/1)
 - Winning Percentage - 76.9 (17/3)
 - Sacks Allowed Per Game - 1.23 (19/2)
 - Blocked Punts - 1 (21/4)
 - Kick Return Average - 23.25 (21/5)
 - Kick Return Defense - 16.82 (22/4)
 - Punt Return Defense - 4.60 (24/2)
 - Rushing Offense - 184.8 (28/1)
 - Fewest Penalties - 65 (29/5)
 - First Downs Offense - 292 (30/2)
 - Punt Return Average - 10.77 (32/3)
 - Interceptions - 12 (36/5)
 - Fumbles Lost - 6 (39/4)



38

GAME 1
PENN STATE VS. WEST VIRGINIA

15



BEAVER STADIUM | NBC | 9/2/23 | 110,747



GAME RECAP

UNIVERSITY PARK, Pa. - No. 7 Penn State defeated West Virginia, 38-15, in front of 110,747 fans, the fourth-largest crowd in Beaver Stadium history and the largest in a home opener. The Nittany Lions outscored the Mountaineers, 24-8, in the second half to pull away for the season-opening victory.

Drew Allar shined in his first game as Penn State's starting quarterback, completing 21 of his 29 pass attempts and finishing with 325 passing yards, three touchdowns and no interceptions. Allar and wide receiver KeAndre Lambert-Smith proved to be a strong connection all night, including a 72-yard touchdown on Penn State's opening possession of the game, the longest pass of Allar's career. Lambert-Smith tallied 123 receiving yards and a career-best two touchdown grabs on four catches.

The Nittany Lions totaled 478 yards of offense (332 passing, 146 rushing) in the well-balanced attack. The dynamic running back duo of Nicholas Singleton and Kaytron Allen combined for 121 yards (70 for Singleton, 51 for Allen). Singleton scored a rushing touchdown in the second quarter, highlighting his solid day on the ground. Malik McClain gained 58 yards and caught a touchdown and Harrison Wallace III added 72 yards on a team-high seven receptions to round out the receiving corps. Quarterback Beau Pribula scored his first collegiate touchdown with a five-yard run in the final seconds of the fourth quarter.

The Penn State defense held West Virginia's offense to just 15 points and 310 total yards, allowing the Mountaineers to convert only four of their 14 third-down attempts. The Nittany Lions made three fourth-down stops during the game and held West Virginia's passing attack to just 167 yards through the air.

Linebackers Dominic DeLuca, Curtis Jacobs and Abdul Carter each recorded one sack apiece. Jacobs accumulated a team-best 10 tackles, while linebacker Kobe King notched five. Zakee Wheatley, Jaylen Reed and Cam Miller made four stops each.

HOW IT HAPPENED

Penn State forced a West Virginia punt on the opening drive of the ball game. The Penn State offense stepped up right away, capping off its first drive of the season with a 72-yard catch-and-run from Allar to Lambert-Smith.

West Virginia got on the board at the 14:14 mark of the second quarter, tying the game, 7-7. The Mountaineers scored on a 1-yard touchdown run by CJ Donaldson. The scoring drive went 69 yards on nine plays.

The Nittany Lions responded immediately, constructing a 10-play, 81-yard touchdown drive to retake a 14-7 advantage. Singleton put the Nittany Lions up on a 2-yard run. The Nittany Lions went into the break up 14-7.

Lambert-Smith hauled in his second touchdown of the ballgame for the first score of the second half. The 12-yard score put Penn State up 21-7 with 8:36 left in the third quarter. The Nittany Lions' scoring drive lasted 3:26 as the offense used seven plays to march 56 yards into the end zone.

The Nittany Lion defense forced a turnover on downs on the next drive and the offense capitalized with a 25-yard field goal by Alex Felkins to extend the lead to 24-7.

Penn State's offense scored two more touchdowns in the final frame to put the game out of reach for the Mountaineers.

The first came on a 25-yard touchdown pass to McClain from Allar. West Virginia cuts its deficit to 31-15 with 3:34 left in the game as Garrett Greene scored on a 1-yard run and then connected with Donaldson on a successful two-point conversion.

The final score was on Pribula's first career touchdown, a 5-yard quarterback keeper.

Notes

- Penn State improved to 49-9-2 all-time against West Virginia, including wins in five-straight matchups and 33 of the last 35 contests.
- Penn State improved to 122-13-1 all-time in home openers and 113-22-2 all-time in season openers.
- Penn State improved to 75-18-2 all-time against the current members of the Big 12.
- Penn State welcomed 110,747 fans to Beaver Stadium, marking the fourth-highest crowd in its history and largest in a home opener.
- Penn State scored on its opening drive on a 72-yard touchdown pass by Drew Allar to KeAndre Lambert-Smith.
- The Nittany Lions scored on their opening drive of the season for the first time since 2020 at Indiana.
- Allar became the first Penn State quarterback to throw for at least 300 yards in a season opener since Christian Hackenberg's 454 passing yards against UCF in 2014.
- Allar was the first Penn State quarterback to throw for at least 300 yards in his first career start since Michael Robinson threw for 379 yards vs. Wisconsin in 2003.
- Allar set career highs for completions (21), attempts (29), passing yards (325) and passing touchdowns (3).
- Allar's 300 passing yards and three passing touchdowns marked the 25th time at Penn State quarterback has done that in a game.
- RB Nicholas Singleton scored on a 2-yard run in the second quarter. It was his 13th career rushing touchdown.
- Lambert-Smith earned his second career 100-yard receiving game. He finished the night with 123 yards and two touchdowns.
- The junior upped his career touchdown receptions of 70+ yards to three, joining his 83-yard touchdown against Villanova in 2021 and his 88-yard touchdown reception against Utah in the 2023 Rose Bowl.
- WR Malik McClain hauled in a 25-yard touchdown reception in the fourth quarter for his sixth career touchdown catch.
- LB Curtis Jacobs finished the game with 10 tackles. He recorded double-digit tackles in a game for the third time in his career.
- K Alex Felkins converted a 25-yard field goal in the fourth quarter and also hit two extra-points for his first points as a Nittany Lion.

SCORING SUMMARY

	1	2	3	4	OT	F
WVU	0	7	0	8	-	15
PSU	7	7	7	17	-	38

1st	10:13	PSU	4-94/1:56/7-0
		Lambert-Smith, KeAndre	72 yd pass from Allar, Drew (Sahaydak kick)
2nd	14:14	WVU	9-69/4:17/7-7
		Donaldson, CJ	1 yd rush (Hayes kick)
	9:10	PSU	10-81/4:59/14-7
		Singleton, Nicholas	2 yd rush (Sahaydak kick)
3rd	8:36	PSU	7-56/3:26/21-7
		Lambert-Smith, KeAndre	12 yd pass from Allar, Drew (Felkins kick)
4th	14:57	PSU	9-65/2:57/24-7
		Felkins, Alex	25 yd field goal
	7:32	PSU	5-42/2:54/31-7
		McClain, Malik	25 yd pass from Allar, Drew (Felkins kick)
	3:34	WVU	10-75/3:58/31-15
		Greene, Garrett	1 yd rush (Donaldson pass from Greene)
	0:06	PSU	9-46/3:24/38-15
		Pribula, Beau	5 yd rush (Felkins kick)

TEAM STATS

	WVU	PSU
First Downs	17	27
Rushing Yards	146	146
Passing Yards	162	332
Passing (C-A-Int)	16-27-0	22-30-0
Total Offense	308	478
Plays	67	65
Fumbles (#-Lost)	0-0	0-0
Penalties (#-Yards)	5-55	1-5
Possession Time	31:16	28:44
3rd-Down Conv.	4-14	3-9
Red Zone	2-2	4-5
Touchdowns	2	5
Field goals	0	1

OTHER

Time of Game	3:13
Penn State	1-0, 0-0 Big Ten
West Virginia	0-1, 0-0 Big 12

INDIVIDUAL STATISTICS

RUSHING (ATT-YDS-TD)

West Virginia-Donaldson, CJ 18-81-1; Greene, Garrett 15-71-1; Anderson, Jaylen 5-7; Marchiol, Nicco 1(-11); TEAM 1(-2).
Penn State-Singleton, Nicholas 13-70-1; Allen, Kaytron 10-51; Pribula, Beau 3-18-1; Potts, Trey 5-6; Allar, Drew 4-1.

PASSING (CMP-ATT-TD-INT-YDS)

West Virginia-Greene, Garrett 16-27-0-0-162; Marchiol, Nicco 0-0-0-0-0.
Penn State-Allar, Drew 21-29-3-0-325; Pribula, Beau 1-1-0-0-7.

TOP RECEIVERS (REC-YDS-TD)

West Virginia-Carter, Devin 6-90; Taylor, Kole 2-31; Anderson, Jaylen 2-15; Ray, Traylor 2-7; Aaron, Jeremiah 1-8; Fox, Preston 1-7, Donaldson, CJ 1-3; Davis, Treylan 1-1.
Penn State-Wallace III, Harrison 7-72; Lambert-Smith, KeAndre 4-123-2; McClain, Malik 4-58-1; Clifford, Liam 2-25; Cephas, Dante 1-22; Allen, Kaytron 1-15; Warren, Tyler 1-9; Singleton, Nicholas 1-1.

TOP TACKLERS (UA-A-T)

West Virginia-Kpogba, Lee 7-6-13; Bishop Jr., Beanie 5-2-7; Lathan, Trey 3-3-6; Bartlett, Jared 4-1-5; Wilson, Anthony 2-3-5; Wilson-Lamp, Andrew 4-0-4; McLaurin, Hershey 3-0-3; Martin, Sean 3-0-3; Miller, Montre 3-0-3; Ruffin, Malachi 2-1-3.
Penn State-Jacobs, Curtis 7-3-10; King, Kobe 2-3-5; Miller, Cam 4-0-4; Wheatley, Zakee 4-0-4; Reed, Jaylen 3-1-4; J-Thomas, Dvon 2-2-4; King, Kalen 1-3-4; Ellis, Keaton 3-0-3; Dixon, Johnny 3-0-3; Winston Jr., Kevin 2-1-3; Isaac, Adisa 2-0-2; Robinson, Chop 2-0-2; van den Berg, Jordan 2-0-2.



63

GAME 2 PENN STATE VS. DELAWARE

7



BEAVER STADIUM | PEACOCK | 9/9/23 | 108,575



SCORING SUMMARY

	1	2	3	4	OT	F
DEL	7	0	0	0	-	7
PSU	14	21	21	7	-	63

1st	8:59	PSU Singleton, Nicholas 2 yd rush (Felkins kick)	13-60/5:50/7-0
	2:16	PSU Allen, Kaytron 4 yd rush (Felkins kick)	9-37/5:10/14-0
	1:05	DEL Yarns, Marcus 66 yd rush (Schmoke kick)	3-75/1:11/14-7
2nd	11:50	PSU Singleton, Nicholas 5 yd rush (Felkins kick)	9-75/4:15/21-7
	4:36	PSU Singleton, Nicholas 5 yd rush (Felkins kick)	9-73/4:13/28-7
	0:22	PSU Warren, Tyler 2 yd pass from Allar, Drew (Felkins kick)	6-49/0:52/35-7
3rd	9:48	PSU Allar, Drew 1 yd rush (Sahaydak kick)	10-74/5:06/42-7
	7:16	PSU Pribula, Beau 6 yd rush (Felkins kick)	5-31/2:25/49-7
	2:43	PSU DeLuca, Dominic 26 yd interception return (Felkins kick)	-/-156-7
4th	7:35	PSU Evans, Omari 5 yd pass from Pribula, Beau (Felkins kick)	8-71/4:14/63-7

TEAM STATS

	DEL	PSU
First Downs	5	34
Rushing Yards	82	315
Passing Yards	58	226
Passing (C-A-Int)	6-17-1	25-31-0
Total Offense	140	541
Plays	41	91
Fumbles (#-Lost)	2-1	1-0
Penalties (#-Yards)	5-33	7-55
Possession Time	17:38	42:22
3rd-Down Conv.	2-11	8-14
Red Zone	0-0	8-8
Touchdowns	1	9
Field goals	0	0

GAME RECAP

UNIVERSITY PARK, Pa. - No. 7 Penn State football defeated Delaware, 63-7, in Beaver Stadium. The Nittany Lions racked up 541 total yards and scored eight offensive touchdowns, while holding the Blue Hens to only 140 total yards and one touchdown.

Sophomore quarterback Drew Allar continued his outstanding start to the season, completing 22-of-26 passes for 204 yards and one touchdown. Redshirt freshman quarterback Beau Pribula entered the game in the middle of the 3rd quarter and scored one rushing touchdown and one passing touchdown, his first career throwing score.

Nicholas Singleton and Kaytron Allen combined for 155 rushing yards and four touchdowns leading the Nittany Lion rushing attack that posted 315 yards on the afternoon. Through the air, Tyler Warren and Omari Evans hauled in touchdowns while KeAndre Lambert-Smith led the team with 74 receiving yards.

The Nittany Lions totaled an impressive 541 yards of offense (226 passing, 315 rushing). Penn State scored on its first four drives of the afternoon, putting the pressure on the Blue Hens early and often.

Defensively, the Nittany Lions had an impressive performance, holding the Blue Hens to just seven points and 140 total yards of offense, 66 of which came on one rushing play. The defensive unit held Delaware to just five first downs in the game, tied for the fewest by an opposing offense since 2014.

Linebacker Dominic DeLuca recorded Penn State's first defensive touchdown of the season on the first career interception of his career in the late third quarter. DeLuca returned it all the way to the end zone for a pick-six. The defense also recovered one fumble, forced by Keaton Ellis and recovered by Kevin Winston Jr. Jaylen Reed, Zane Durant and Zuriyah Fisher each chipped in a sack.

HOW IT HAPPENED

Penn State stopped the Blue Hens on the opening possession of the game and scored on the ensuing drive, going up 7-0 with 8:19 remaining in the first quarter. Singleton punched in the first Nittany Lion touchdown of the day on a 2-yard run.

Reed posted a third-down sack on Delaware's next trip down the field, forcing a punt and giving the Nittany Lion offense excellent field position. Allen found the end zone on a 4-yard rushing touchdown, giving the Nittany Lions a 14-0 lead.

Delaware answered with a 66-yard rushing touchdown by Marcus Yarns, cutting the Penn State lead back to seven.

Singleton scored two more rushing touchdowns in the first half, reaching a career-best three rushing scores in the game. The sophomore's third touchdown put the Nittany Lions up 28-7 with 4:36 remaining in the opening half.

Penn State scored once more before the end of the half when Allar found Warren in the end zone for a 2-yard score with 22 seconds left to play in the second quarter.

The Penn State offense marched down the field and scored on the initial possession of the second half, going up 42-7 with just under 10 minutes remaining in the third quarter. Allar scored his first rushing touchdown of the season on a 1-yard sneak.

On the very next drive, Ellis forced a fumble that was picked up by Winston Jr. for the Nittany Lions' first takeaway of the season. Pribula entered the game and drove the Lions down the field and scored on a 6-yard rushing touchdown.

The Penn State defense followed with its first touchdown of the 2023 campaign on a DeLuca pick-six.

The Nittany Lions scored one more touchdown in the fourth quarter, a 4-yard pass from Pribula to Evans, to go up 63-7.

INDIVIDUAL STATISTICS

RUSHING (ATT-YDS-TD)

Delaware-Yarns, Marcus 6-86-1; Silver, Jo'Nathan 5-15; St. Flauer, Saeed 2-5; Bermudez, JoJo 1-4; Cumbly, Kyron 2-2; Marker, Zach 5-(-13); O'Connor, Ryan 2-(-15); TEAM 1-(-2).

Penn State-Allen, Kaytron 19-103-1; Potts, Trey 7-59; Singleton, Nicholas 12-47-3; Pribula, Beau 8-46-1; Smith, Tank 6-29; Allar, Drew 5-27-1; Holzworth, Tyler 3-4.

PASSING (CMP-ATT-TD-INT-YDS)

Delaware-O'Connor, Ryan 3-10-0-0-21; Marker, Zach 3-7-0-1-37.
Penn State-Allar, Drew 22-26-1-0-204; Pribula, Beau 3-5-1-0-22.

Notes

- In the first all-time meeting, Penn State defeated Delaware.
- Penn State scored on its first four drives: a 2-yard run by RB Nicholas Singleton, a 4-yard run by RB Kaytron Allen, a 5-yard run by Singleton and another 5-yard run by Singleton. The Nittany Lions scored on eight-straight drives, including the final four drives of the West Virginia game.
- The Nittany Lions scored on eight-straight drives for the first time since posting points on eight-straight drives against UMass on September 20, 2014.
- The Nittany Lions scored 35 points in the first half, the most points scored by a Penn State team in the opening half since scoring 42 points against Illinois in 2020.
- Penn State tallied 541 total yards, the most since notching 572 against Ohio in 2022.
- The Nittany Lions rushed for 315 yards, the most since rushing for 396 vs. Memphis in the 2019 Cotton Bowl.
- The Nittany Lions held the ball for a time of possession of 42:22. Since at least 2007, 42:22 is the longest time of possession Penn State has had in a game. It marked the first time Penn State had over 40 minutes of possession since 2020 at Indiana (40:22).
- During the opening drive of the third quarter, Allen went over the 1,000 career rushing yards mark. He became the 49th Penn State player to reach 1,000 career rushing yards.
- The Nittany Lions held Delaware to just 140 total yards, the fewest allowed by Penn State since giving up 134 to Maryland in 2022.
- Delaware had just 41 offensive plays, the fewest allowed by the Nittany Lions since holding Minnesota to 40 in a 20-0 win in 2009.
- Penn State limited Delaware to 58 yards passing, the fewest allowed by PSU since giving up 38 vs. Rutgers in 2021.
- Penn State held Delaware to 82 yards rushing, the fewest since allowing 25 vs. Michigan State in 2022.
- Delaware had just five first downs, tying the lowest mark since 2014 and the fewest since Idaho had five in 2019.
- Penn State held Delaware to just six completions the lowest number in a game since giving up five completions at Rutgers in 2018.

TOP RECEIVERS (REC-YDS-TD)

Delaware-Bermudez, JoJo 2-32; Townsend, Jourdan 2-15; Brose, Braden 1-6; Kelly, Ja'Carree 1-5.

Penn State-Lambert-Smith, KeAndre 6-74; Warren, Tyler 6-37-1; Wallace III, Harrison 3-26; Cephas, Dante 2-36; Johnson, Theo 2-14; Clifford, Liam 2-2; Singleton, Nicholas 1-18; Driver, Cristian 1-8; McClain, Malik 1-7; Evans, Omari 1-4-1.

TOP TACKLERS (UA-A-T)

Delaware-Taylor, Jackson 6-4-10; Ware, Nic 4-5-9; Brogna, Dominick 5-2-7; Trainer, Dillon 4-3-7; Herring, Tyrone 5-1-6; Arrington, Keeno 3-3-6; Vandamia, Mateo 1-5-6; Hall, Jack 3-2-5; Dawsey, Khalil 4-0-4; Seay, KT 2-2-4; Karika, Nick 2-1-3.

Penn State-Carter, Abdul 3-1-4; Durant, Zane 2-2-4; Reed, Jaylen 2-0-2; Ellis, Keaton 2-0-2; Rojas, Tony 2-0-2; Collins, Audavion 2-0-2; Mack, King 1-1-2; Washington II, Elliot 1-1-2; Tracy, Zion 1-0-1; Robinson, Chop 1-0-1; Miller, Cam 1-0-1; Lyons, Jameal 1-0-1; Fisher, Zuriyah 1-0-1.



30

GAME 3
PENN STATE VS. ILLINOIS

13 I

MEMORIAL STADIUM | FOX | 9/16/23 | 49,099



SCORING SUMMARY

	1	2	3	4	OT	F
PSU	6	10	7	7	-	30
ILL	0	7	0	6	-	13

1st	5:27	PSU		9-40/4:10/3-0
		Felkins, Alex	20 yd field goal	
	1:43	PSU		4-(-6)/1:19/6-0
		Felkins, Alex	45 yd field goal	
2nd	11:04	PSU		12-57/5:13/13-0
		Allen, Kaytron	4 yd rush (Felkins kick)	
	2:08	ILL		7-68/4:01/13-7
		Love III, Reggie	5 yd rush (Griffin kick)	
	0:00	PSU		6-48/0:42/16-7
		Felkins, Alex	28 yd field goal	
3rd	2:14	PSU		7-70/2:02/23-7
		Warren, Tyler	11 yd pass from Potts, Trey (Felkins kick)	
4th	14:24	PSU		3-30/1:11/30-7
		Singleton, Nicholas	16 yd rush (Felkins kick)	
	4:21	ILL		8-58/3:02/30-13
		Elzy, Malik	19 yd pass from Paddock, John (Pass failed)	

TEAM STATS

	PSU	ILL
First Downs	20	20
Rushing Yards	164	62
Passing Yards	219	292
Passing (C-A-Int)	17-37-0	25-44-4
Total Offense	383	354
Plays	77	73
Fumbles (#-Lost)	1-0	1-1
Penalties (#-Yards)	7-70	6-47
Possession Time	31:52	28:08
3rd-Down Conv.	7-18	6-15
Red Zone	5-5	2-2
Touchdowns	3	2
Field goals	3	0

OTHER

Time of Game		3:57
Illinois	1-2, 0-1 Big Ten	
Penn State	3-0, 1-0 Big Ten	

GAME RECAP

CHAMPAIGN, Ill. - No. 7 Penn State football took down Illinois, 30-13, at Memorial Stadium. The Nittany Lions played complimentary football on both sides of the ball, fueled by five defensive takeaways.

The defense led the way for the Nittany Lions, recording its first five-takeaway game in seven years. Penn State racked up four interceptions- by four different players- and a fumble recovery. Offensively, the Nittany Lions scored 20 points off of the five turnovers. Stout defense held the Illini in check all day, as the opposing rushing attack gained just 62 yards.

Dominic DeLuca also forced the first fumble of his career, the first of the Nittany Lions' five takeaways. Linebacker Abdul Carter, and cornerbacks Johnny Dixon, Daquan Hardy, and Cam Miller each secured interceptions.

On offense, quarterback Drew Allar posted yet another turnover-free outing, going 16-of-33 for 208 yards. Penn State's running backs were involved in all three offensive touchdowns on the afternoon. Kaytron Allen and Nicholas Singleton each recorded rushing scores, while Trey Potts tossed a touchdown pass to tight end Tyler Warren.

Singleton led the Nittany Lion receiving corps with three grabs and a career-best 49 yards through the air, with tight end Warren (3-35-1) and wide receiver Liam Clifford (1-33-0) complimenting his effort.

HOW IT HAPPENED

The Nittany Lions made their first splash play of the day on their second defensive drive as DeLuca forced a fumble that was picked up by Kobe King to give the ball back to the offense at the Illinois 43.

The Nittany Lions took the ball 40 yards on nine plays for a 20-yard field goal for the first score of the game, going up 3-0 with 5:27 to play in the opening quarter.

Penn State's defense forced its second turnover in two possessions with an interception by Carter, the first of his career, and he returned the ball to the Illinois 37. Alex Felkins knocked through a 45-yard field goal to increase the Nittany Lion lead to 6-0 with under two minutes remaining in the opening quarter.

The Nittany Lion defense recorded its third turnover in the first quarter on the Illini's next drive. Hardy picked off an Altmeyer pass at the Penn State 43 and the offense proceeded to use 12 plays to march 57 yards for its first touchdown. Allen punched in the 4-yard score at the 11:04 mark of the second quarter.

Reggie Love III put the Illini on the board with a 5-yard touchdown run with 2:08 left to play in the half. Illinois constructed an 8-play, 68-yard drive for the score to cut the Nittany Lions' advantage to 13-7.

The Nittany Lions tacked on an additional field goal before halftime to go up 16-7 at the break. Allar found Clifford on a 33-yard strike to the Illinois 11 to set up the Felkins 28-yard field goal.

Penn State's defense made its presence felt right away in the second half. On Illinois' first possession, Dixon intercepted Altmeyer at the Penn State 7 and returning his first interception of the season 21 yards to the Nittany Lions' 28.

The Nittany Lions broke through for their second touchdown of the afternoon to go up 23-7 at the 2:14 mark of the third frame. Potts caught a lateral from Allar and tossed an 11-yard touchdown pass to the tight end, Warren, capping off a 7-play, 68-yard scoring drive.

On the ensuing Illinois possession, the Nittany Lions intercepted Altmeyer for the fourth time, this time by Miller. His pick at the Illinois 30 preceded the Nittany Lion offense's third touchdown of the game. Penn State wasted no time, scoring in just over a minute on a Nicholas Singleton 16-yard rushing touchdown. The back-to-back scoring drives saw the Nittany Lions go up 30-7 with 14:24 left to play in the game.

Illinois found the end zone one more time, scoring on a 19-yard reception by Malik Elzy from quarterback John Paddock late in the fourth quarter. A failed two-point conversion left the score at 30-13.

Notes

INDIVIDUAL STATISTICS

RUSHING (ATT-YDS-TD)

Penn State-Allen, Kaytron 13-54-1; Pribula, Beau 9-47; Singleton, Nicholas 11-37-1; Allar, Drew 6-24; Potts, Trey 1-2.

Illinois-Love III, Reggie 12-55-1; Feagin, Kaden 4-15; Williams, Isaiah 2-8; Altmeyer, Luke 4-6; McCray, Josh 4-(-2); Paddock, John 3-(-20).

PASSING (CMP-ATT-TD-INT-YDS)

Penn State-Allar, Drew 16-33-0-0-208; Pribula, Beau 0-3-0-0-0; Potts, Trey 1-1-1-0-11.

Illinois-Altmeyer, Luke 15-28-0-4-163; Paddock, John 10-16-1-0-129.

TOP RECEIVERS (REC-YDS-TD)

Penn State-Singleton, Nicholas 3-49; Warren, Tyler 3-35-1; Lambert-Smith, KeAndre 3-23; Johnson, Theo 2-32; Saunders, Kaden 2-19; Clifford, Liam 1-33; Cephas, Dante 1-13; Allen, Kaytron 1-9; McClain, Malik 1-6.

Illinois-Williams, Isaiah 5-63; Wilcher, Kenari 3-51; Elzy, Malik 3-28-1; Reiman, Tip 3-23; Beatty, Hank 2-29; Washington, Casey 2-22; Hollins, Ashton 1-30; Bryant, Pat 1-16; Laughery, Aidan 1-12; McCray, Josh 1-5; Moore, Griffin 1-5; Love III, Reggie 1-4; Boyer, Henry 1-4.

TOP TACKLERS (UA-A-T)

Penn State-Wheatley, Zakee 2-4-6; DeLuca, Dominic 1-5-6; King, Kobe 4-0-4; Reed, Jaylen 3-1-4; King, Kalen 3-1-4; Wylie, Keon 2-2-4; Isaac, Adisa 1-3-4; Elsdon, Tyler 3-0-3; Carter, Abdul 2-1-3; Miller, Cam 2-1-3; Winston Jr., Kevin 2-1-3.

Illinois-Bush, Clayton 4-5-9; Rosiek, Dylan 4-5-9; Randolph Jr., Keith 1-7-8; Scott, Xavier 5-2-7; Scott, Miles 4-2-6; Newton, JerZhan 2-4-6; Bailey, Matthew 3-2-5; Jacas, Gabe 3-1-4; Coleman, Seth 2-2-4.

2023 SEASON IN REVIEW



31

GAME 4 PENN STATE VS. IOWA

0



BEAVER STADIUM | CBS | 9/23/23 | 110,830



SCORING SUMMARY

	1	2	3	4	OT	F
IOWA	0	0	0	0	-	0
PSU	3	7	14	7	-	31

1st	1:35	PSU	17-53/7:28/3-0
		Felkins, Alex	46 yd field goal
2nd	9:17	PSU	10-39/4:54/10-0
		Dinkins, Khalil	9 yd pass from Allar, Drew (Felkins kick)
3rd	8:20	PSU	15-75/6:40/17-0
		Warren, Tyler	2 yd pass from Allar, Drew (Felkins kick)
	1:01	PSU	12-71/5:50/24-0
		Warren, Tyler	7 yd pass from Allar, Drew (Felkins kick)
4th	12:19	PSU	8-19/3:37/31-0
		Lambert-Smith, KeAndre	3 yd pass from Allar, Drew (Felkins kick)

TEAM STATS

	IOWA	PSU
First Downs	4	28
Rushing Yards	20	215
Passing Yards	56	182
Passing (C-A-Int)	6-16-0	26-40-0
Total Offense	76	397
Plays	33	97
Fumbles (#-Lost)	6-4	1-0
Penalties (#-Yards)	4-28	4-45
Possession Time	14:33	45:27
3rd-Down Conv.	1-9	9-20
Red Zone	0-0	4-5
Touchdowns	0	4
Field goals	0	1

OTHER

Time of Game	3:04
Penn State	4-0, 1-0 Big Ten
Iowa	3-1, 1-1 Big Ten

GAME RECAP

UNIVERSITY PARK, Pa. - No. 7 Penn State Football dominated on both sides of the ball and registered a 31-0 victory against the No. 24/22 Iowa Hawkeyes in front of the second-largest crowd in Beaver Stadium history.

Penn State's defense stole the show, shutting out an AP Top 25 opponent for the first time since it did so in the 1999 Alamo Bowl against No. 18 Texas A&M. The Blue & White held Iowa to just 76 total yards of offense, split between 50 passing yards and 26 on the ground. Linebackers Abdul Carter and Curtis Jacobs led the way with a trio of tackles apiece, while linebacker Dominic DeLuca, and defensive ends Chop Robinson, Amin Vanover and Dani Dennis-Sutton each forced fumbles on the night. Jacobs became the first Nittany Lion to recover a pair of fumbles in a single game since Mark D'Onofrio did so against Temple on Oct. 5, 1991.

The complementary outing saw PSU out-gain Iowa by a 397-76 yardage tally in addition to a striking 97-33 differential in total plays. The Blue & White did an exemplary job of keeping Iowa's offense off the field, winning the time of possession battle by over 30 minutes. Penn State finished the night 9-for-20 on third down, while Iowa was held to a 1-for-9 conversion rate. Additionally, PSU was able to cash in on all four of their red zone opportunities, while the Nittany Lion defense held Iowa without a red zone chance.

A balanced Penn State rushing attack, led by running back Kaytron Allen, gained 215 yards on the evening, with the Norfolk, Virginia, native responsible for 72 on his own. Quarterback Beau Pribula entered the game in the fourth quarter and finished with 55 yards on the ground while running back Nicholas Singleton tallied 49 yards highlighted by a game-high 19-yard scamper in the third quarter.

The Nittany Lions totaled 182 yards through the air, with quarterback Drew Allar responsible for 166 of those after completing 25 of his 37 passing attempts. Allar finished the night with four touchdown passes and zero interceptions. Wide receiver KeAndre Lambert-Smith hauled in eight receptions for 66 yards and a touchdown, while tight end Theo Johnson snagged six passes for 42 yards. Tight end Tyler Warren recorded a career-high two touchdown grabs and fellow tight end Khalil Dinkins recorded his first receiving touchdown of the 2023 campaign.

The Blue & White welcomed a sellout crowd of 110,830, the second-largest attendance figure in Beaver Stadium history.

HOW IT HAPPENED

On Iowa's second drive, Dennis-Sutton forced a fumble that was picked up by Jacobs at the Nittany Lion 18-yard line.

The Nittany Lion offense got on the board first, thanks to a 46-yard field goal by Alex Felkins. Felkins capped off a 17-play 53-yard scoring drive. Penn State took the 3-0 advantage with 1:35 remaining in the opening frame.

On the Nittany Lions' next drive, the Hawkeyes forced a punt, however Thompson's boot hit an Iowa player on the fly and was recovered by Jacobs at the Hawkeye 39-yard line, sending the Penn State offense back on the field. Allar tossed a 9-yard touchdown pass to Dinkins, extending the lead to 10-0.

On Penn State's opening drive of the second half, Allar led the Nittany Lions on a 15-play, 75-yard scoring drive. A 2-yard touchdown from Allar to Warren capped off the drive.

The Nittany Lions scored once again on Warren's second touchdown of the game, a 7-yard grab, with 1:01 left in the third quarter.

Penn State's defense went back to work, forcing a fumble on the first play of Iowa's next drive. Robinson got to quarterback Cade McNamara for a strip sack that was picked up by Isaac.

The Nittany Lions took possession at the Iowa 19 yard-line. Allar took the Penn State offense down the field and threw his fourth touchdown pass of the night to increase the Nittany Lion lead to 31-0 on a 4-yard touchdown to Lambert-Smith in the corner of the end zone.

INDIVIDUAL STATISTICS

RUSHING (ATT-YDS-TD)

Iowa-Moulton, Kamari 6-18; Williams, Leshon 6-9; McNamara, Cade 4-0; Hill, Deacon 1-(-7).

Penn State-Allen, Kaytron 21-72; Pribula, Beau 8-55; Singleton, Nicholas 17-49; Allar, Drew 8-22; Potts, Trey 3-17.

PASSING (CMP-ATT-TD-INT-YDS)

Iowa-McNamara, Cade 5-14-0-0-42; Hill, Deacon 1-2-0-0-14.

Penn State-Allar, Drew 25-37-4-0-166; Pribula, Beau 1-3-0-0-16.

Notes

- The Nittany Lions are 9-6 in full-stadium Penn State White Out games.
- Penn State held its opponent scoreless for the first time since a 30-0 win against Maryland in 2022.
- Penn State recorded a shutout against an AP Top 25 team for the first time since the 1999 Alamo Bowl against No. 18 Texas A&M (24-0).
- Penn State held the ball for 45:27 to Iowa's time of possession of 14:33. In the second half, Penn State held the ball for 24:14 to Iowa's 5:46.
- Penn State had 97 offensive plays to 33 for Iowa. According to TruMediaSports, in the past five seasons, no other FBS team out-snapped its opponent by 60+ plays.
- Dating back to the Rutgers game in 2022, Penn State scored in 28-straight quarters, the longest active streak in the nation.
- Penn State scored on drives of 17, 10 15 and 12 plays. The last time Penn State had four scoring drives of 10+ plays was against Ohio State in 2021.
- The Nittany Lions held the ball for 13:26 of the third quarter and finished the game with 45:27 of possession.
- QB Drew Allar threw a career-high four touchdown passes.
- Penn State held Iowa to four first downs, the fewest allowed by the Nittany Lions since giving up just two to Eastern Illinois in 2009 and the fewest ever allowed by Penn State in a Big Ten game.
- After allowing Iowa to get one first down on each of its first two possessions in the first quarter, Penn State held Iowa without a first down for the next seven drives.
- Penn State held Iowa to 76 yards of offense, the fewest ever allowed by Penn State in a Big Ten game, and the least since holding Temple to 74 yards in 2006.
- Penn State held Iowa to 20 yards rushing, the fourth-lowest since 2014 and the least rushing yards allowed since holding Purdue to minus-19 in 2019.
- The Nittany Lions held Iowa to 56 passing yards, the seventh-lowest total allowed under James Franklin.
- Penn State held Iowa to just one third-down conversion on nine attempts.
- LB Curtis Jacobs became the first Penn State player to recover two fumbles in a game since Mark D'Onofrio against Temple on October 5, 1991.

TOP RECEIVERS (REC-YDS-TD)

Iowa-All, Erick 3-35; Vines, Diante 1-14; Ragaini, Nico 1-4; Williams, Leshon 1-3.

Penn State-Lambert-Smith, KeAndre 8-66-1; Johnson, Theo 6-42; Allen, Kaytron 3-8; Clifford, Liam 2-17; Warren, Tyler 2-9-2; Singleton, Nicholas 2-4; Potts, Trey 1-16; Cephas, Dante 1-11; Dinkins, Khalil 1-9-1.

TOP TACKLERS (UA-A-T)

Iowa-Higgins, Jay 10-8-18; Jackson, Nick 8-5-13; Hurkett, Ethan 5-4-9; Fisher, Kyler 5-2-7; Evans, Joe 5-2-7; Black, Yahya 4-3-7; Lee, Logan 1-5-6; DeJean, Cooper 4-1-5; Nwankpa, Xavier 4-1-5; Craig, Deontae 1-4-5; Castro, Sebastian 3-0-3; Graves, Aaron 1-2-3.

Penn State-Jacobs, Curtis 2-1-3; Carter, Abdul 1-2-3; Wheatley, Zakee 2-0-2; DeLuca, Dominic 2-0-2; Reed, Jaylen 1-1-2; Robinson, Chop 1-1-2; Dennis-Sutton, Dani 1-0-1; Dixon, Johnny 1-0-1; King, Kobe 1-0-1; Isaac, Adisa 1-0-1; Winston Jr., Kevin 1-0-1; Izzard, Coziah 1-0-1.



41

GAME 5
PENN STATE VS. NORTHWESTERN

13 N

RYAN FIELD | BTN | 9/30/23 | 25,064



GAME RECAP

EVANSTON, Ill. – No. 6/7 Penn State breezed past Northwestern behind a dominant second half, winning 41-13 at Ryan Field.

An outstanding defensive performance once again fueled the complimentary win for the Nittany Lions. Penn State limited Northwestern to just 175 total yards, including just 45 on the ground, compared to its own 353 total yards and 134 rushing yards.

The Nittany Lions posted seven sacks, an interception, and forced two turnovers on downs in the game on defense, putting pressure on Northwestern all afternoon. The unit yielded just three points in the second half and provided outstanding field position for many of the Nittany Lions' scoring opportunities.

Twenty-three Nittany Lions recorded tackles in the game, with Kevin Winston Jr. picking up a team-high five. Zane Durant led the squad with three tackles for loss. Daequan Hardy filled up the stat sheet with two tackles, an interception, and a tackle for loss and a pass breakup.

Offensively, Allar posted yet another turnover-free performance, completing 18-of-33 passes for 189 yards and a touchdown. Beau Pribula stepped in late in the game and completed his only pass for a 30-yard touchdown to Trey Potts. KeAndre Lambert-Smith led the team with 86 receiving yards on four catches while Nicholas Singleton caught a career-high six passes for 39 yards and a touchdown. Singleton led the way on the ground for Penn State, carrying the ball 21 times for 80 yards and another score.

HOW IT HAPPENED

Northwestern scored first on its opening possession of the game, the result of Penn State's first turnover of the season. After the Wildcats gained possession of the ball on Penn State's 15-yard line on a fumbled kickoff return, the Nittany Lion defense pushed them back four yards and forced a 33-yard field goal.

The Nittany Lions bounced back and evened it up at 3-3 with under three minutes to play in the first quarter on a 20-yard field goal by Alex Felkins.

With 5:16 remaining in the first half, the Wildcats were able to tack on a touchdown to take the lead back. Northwestern took 5:16 off the clock on its 10-play scoring drive that culminated in a 1-yard touchdown run by quarterback Ben Bryant.

The Nittany Lions responded immediately, creating their own six-play, 63-yard drive that was capped off by a 13-yard run by Potts. The teams entered the break tied 10-10.

Following a defensive stop on Northwestern's first possession of the second half, Penn State found the end zone once again. On fourth-and-goal from the 1-yard line, Allar was able to push his way into the end zone.

Penn State made it 17 unanswered points with a 47-yard field goal from Felkins, his second of the game, after the Nittany Lion defense forced a turnover on downs.

Another fourth-down stop in Northwestern territory led to Penn State's next score. The Wildcats attempted a fake punt, but fell short of the first down marker, giving the Nittany Lion offense possession of the ball at the 34. Allar tossed a 2-yard touchdown pass to Singleton to complete the scoring drive.

Northwestern was able to chip in a field goal early in the fourth quarter, cutting Penn State's lead down to two scores, at 27-13.

Singleton punched in another Penn State touchdown, this one with just over four minutes left to play in the game. A 13-play, 54-yard drive resulted in Singleton's 1-yard score, giving Penn State a 34-13 lead.

On the ensuing Northwestern drive, Hardy's interception gave the Nittany Lions possession at the Northwestern 30-yard line. It took just one play for Penn State to find the end zone, with Pribula finding Potts on a 30-yard catch-and-run for the tally.

Notes

- Penn State improved to 16-5 all-time against Northwestern, including 8-3 in road matchups.
- The Nittany Lions have won nine of the last 11 matchups in the series.
- The Nittany Lions registered 12 tackles for loss.
- The Nittany Lions scored seven points off turnovers against Northwestern.
- With his ninth touchdown pass of the season, QB Drew Allar became the first PSU quarterback to throw for nine or more touchdown passes, before throwing an interception, in a season since Mike McQueary in 1997.
- RB Nicholas Singleton earned his first career game with both a rushing and receiving touchdown.
- RB Trey Potts found the endzone on a 13-yard run in the second quarter. It marked his 12th career rushing touchdown and his first in a Penn State uniform.
- Potts hauled in a 30-yard touchdown catch in the fourth quarter. It was his first career receiving touchdown.
- The Nittany Lions limited Northwestern to -10 rushing yards on 16 carries in the first half.
- In the third quarter, Penn State stopped Northwestern on fourth down conversions on back-to-back drives.
- Penn State recorded seven sacks.
- DT Zane Durant secured a career-high three tackles for loss.
- Durant was Penn State's first defensive tackle to record three or more tackles for loss against a Big Ten opponent since Curtis Cothran against Wisconsin in 2016.
- Durant was PSU's first defensive tackle to register three or more tackles for loss in a game since Tyrell Chavis against Akron in 2017.
- CB Daequan Hardy picked off a pass in the fourth quarter and returned it 34 yards.
- P Riley Thompson averaged 46.8 yards on four punts, including two punts inside the 20.

SCORING SUMMARY

	1	2	3	4	OT	F
PSU	3	7	17	14	-	41
NU	3	7	0	3	-	13

1st	12:47	NU	4-(-4)/2:06/0-3
		Olsen, Jack 33 yd field goal	
	2:37	PSU	11-53/5:11/3-3
		Felkins, Alex 20 yd field goal	
2nd	5:46	NU	10-59/5:16/3-10
		Bryant, Ben 1 yd rush (Olsen kick)	
	1:16	PSU	6-63/2:15/10-10
		Potts, Trey 13 yd rush (Felkins kick)	
3rd	8:40	PSU	12-68/5:31/17-10
		Allar, Drew 1 yd rush (Felkins kick)	
	6:03	PSU	4-2/1:14/20-10
		Felkins, Alex 47 yd field goal	
	1:24	PSU	7-34/3:39/27-10
		Singleton, Nicholas 2 yd pass from Allar, Drew (Felkins kick)	
4th	12:01	NU	10-65/4:23/27-13
		Olsen, Jack 28 yd field goal	
	4:07	PSU	12-40/5:03/34-13
		Singleton, Nicholas 1 yd rush (Felkins kick)	
	2:20	PSU	1-30/0:06/41-13
		Potts, Trey 30 yd pass from Pribula, Beau (Felkins kick)	

TEAM STATS

	PSU	NU
First Downs	19	12
Rushing Yards	134	45
Passing Yards	219	130
Passing (C-A-Int)	19-34-0	16-31-1
Total Offense	353	175
Plays	73	63
Fumbles (#-Lost)	3-1	0-0
Penalties (#-Yards)	6-45	4-18
Possession Time	32:08	27:52
3rd-Down Conv.	8-17	5-16
Red Zone	5-5	3-3
Touchdowns	5	1
Field goals	2	2

OTHER

Time of Game	3:17
Penn State	5-0, 3-0 Big Ten
Northwestern	2-3, 1-2 Big Ten

INDIVIDUAL STATISTICS

RUSHING (ATT-YDS-TD)

Penn State- Singleton, Nicholas 21-80-1; Allen, Kaytron 6-27; Potts, Trey 3-21-1; Allar, Drew 8-4-1; Lambert-Smith, KeAndre 1-2.

Northwestern-Sullivan, Brendan 7-25; Porter, Cam 7-18; Arthurs, Jake 2-9; Mangieri, Charlie 1-3; Lausch, Jack 1-(-1); Tyus III, Anthony 3-(-4); Bryant, Ben 11-(-5)-1.

PASSING (CMP-ATT-TD-INT-YDS)

Penn State-Allar, Drew 18-33-1-0-189; Pribula, Beau 1-1-1-0-30. Northwestern-Bryant, Ben 14-25-0-0-122; Sullivan, Brendan 2-6-0-1-8.

TOP RECEIVERS (REC-YDS-TD)

Penn State- Singleton, Nicholas 6-39-1; Lambert-Smith, KeAndre 4-86; Warren, Tyler 2-25; Cephas, Dante 2-21; Johnson, Theo 2-13; Potts, Trey 1-30-1; Clifford, Liam 1-6; Saunders, Kaden 1-(-1).

Northwestern-Johnson, Cam 6-81; Kirtz, Bryce 3-12; Porter, Cam 2-19; Gordon, Thomas 2-17; Olges, Duke 1-2; Himon II, Joseph 1-1; Henning, A.J. 1-(-2).

TOP TACKLERS (UA-A-T)

Penn State-Winston Jr., Kevin 4-1-5; King, Kobe 4-0-4; Durant, Zane 4-0-4; DeLuca, Dominic 4-0-4; Ellis, Keaton 3-0-3; Jacobs, Curtis 2-1-3; Dennis-Sutton, Dani 2-1-3; Reed, Jaylen 1-2-3; Hardy, Daequan 2-0-2; Tracy, Zion 2-0-2; Dixon, Johnny 2-0-2; King, Kalen 2-0-2; Fisher, Zuriah 2-0-2.

Northwestern-Gallagher, Bryce 2-5-7; Hagarty, Richie 2-4-6; Azema, Coco 5-0-5; Turner, Devin 4-1-5; Hollis Jr., Garnett 3-2-5; Mueller, Xander 1-4-5; Spencer, PJ 1-4-5; Adeyi, Ore 3-1-4; Heard II, Rod 3-1-4; Hubbard, Aidan 3-0-3.

2023 SEASON IN REVIEW



63

GAME 6 PENN STATE VS. UMASS

0



BEAVER STADIUM | BTN | 10/14/23 | 105,533



GAME RECAP

UNIVERSITY PARK, Pa. — No. 6/5 Penn State dominated on both sides of the ball and secured a shutout victory over the UMass, 63-0, at Beaver Stadium.

Penn State's defensive unit put on a formidable performance, registering seven sacks to secure PSU's 11th-straight game with at least three, the nation's longest streak. Their relentless pressure kept UMass on its back foot throughout the game. In the second half, the Nittany Lion defense limited the Minutemen to zero points and dominated the field position battle, clinching the shutout victory and providing multiple scoring opportunities for the other side of the ball.

Twenty-eight Nittany Lions recorded tackles in the game. Adisa Isaac led the squad with 3.5 tackles for loss, including 2.5 of Penn State's seven sacks. Cam Miller, Chop Robinson and Dani Dennis-Sutton all contributed to Penn State's sack total.

The offensive highlights included Drew Allar delivering another impressive performance, connecting on 16-of-23 passes, gaining 162 yards and throwing three touchdowns. Beau Pribula made an impact on the rushing front, recording 59 rushing yards and a touchdown.

Theo Johnson emerged as a key player with 66 receiving yards on four receptions for two touchdowns. Daequan Hardy made a significant impact becoming the first player in Penn State history to score two punt return touchdowns in a single game.

Penn State held UMass to just 26 yards in the first half and 109 total yards.

HOW IT HAPPENED

On UMass' second possession, the Nittany Lions only allowed the Minutemen to advance three yards before forcing a punt. On the punt, Hardy fielded the ball at the Penn State 44-yard line and scampered 56 yards for the touchdown.

Penn State's next offensive possession resulted in a 1-yard touchdown run by Allar, giving the Nittany Lions a 14-0 lead with 12:35 remaining in the half. The Nittany Lions scored their second rushing touchdown as Allen crossed the goal line on a 9-yard score at the end of a seven-play, 80-yard drive.

Penn State scored on its third consecutive offensive possession, this time on a 7-yard touchdown reception by Warren, going up 28-0 with just over a minute left to play in the first half.

In the third quarter, the Nittany Lions tacked on their fourth-straight offensive touchdown of the day, a 30-yard dart from Allar to Johnson. Penn State scored once again on the Allar-Johnson connection. With 5:12 remaining in the third quarter, Allar tossed an 18-yard touchdown to Johnson to cap off an eight-play, 54-yard scoring drive. It marked Penn State's fifth-consecutive offensive touchdown and gave the Nittany Lions a 42-0 lead.

Following the ensuing UMass drive, Hardy set a Penn State record by scoring his second punt return touchdown of the game. Hardy broke multiple tackles on his way to the 68-yard score, giving Penn State a 49-0 advantage at the 3:57 mark of the third quarter.

A Keaton Ellis interception led to Penn State's sixth-straight offensive touchdown to put the Lions up 56-0 with 13:37 left in the game. Pribula entered the game at quarterback and led a four-play, 49-yard scoring drive that was highlighted by a 2-yard rushing score by Potts.

Penn State tacked on one last touchdown in the fourth quarter, a 31-yard dash into the end zone by Pribula that put the Nittany Lions up 63-0. The squad held the lead through the final buzzer, securing its second shutout of the season.

Notes

- Penn State improved to 2-0 all-time against UMass.
- The Nittany Lions improved to 74-24-5 in homecoming games, including wins in 14 of the last 17 contests.
- The 63-0 final score marked the largest shutout by Penn State since joining the Big Ten, and the largest shutout win since an 81-0 win vs. Cincinnati in 1991.
- The Nittany Lions recorded their second consecutive home shutout, marking the first time that Penn State has shut out its opponent in consecutive home games since 1981, when they shut out Cincinnati (52-0) and Temple (30-0) sandwiched around a 30-24 win at Nebraska.
- The seven points allowed in the past three home games were the fewest allowed by Penn State in three-straight home games since holding Cincinnati (0), Temple (0), and Boston College (7) to a total of seven points in three-straight home games in 1981.
- In the first half, Penn State recorded more sack yards (32) than UMass had total yards (26).
- Penn State registered 10 tackles for loss and five sacks in the first half. The Nittany Lions had 10 tackles for loss in the first half for the first time since Indiana in 2022 (13 tackles for loss).
- DE Adisa Isaac recorded a career high with 2.5 sacks and a career-best 3.5 tackles for loss.
- CB Cam Miller registered his first two career sacks, becoming Penn State's first defensive back to record multiple sacks in a game since Derek Bochna had two for the Nittany Lions at West Virginia in 1992.
- PR Daequan Hardy returned a punt 56 yards for a touchdown in the first quarter and added a 68-yard punt return touchdown in the third quarter.
- Since 2000, Hardy became the 25th FBS player to return two punt returns for touchdowns in a game, and one of two Big Ten players joining Iowa's Keonte Martin-Manley (vs. Western Michigan, 2013).

SCORING SUMMARY

	1	2	3	4	OT	F
MASS	0	0	0	0	-	0
PSU	7	21	21	14	-	63

1st	4:17	PSU	-/-7-0
		Hardy, Daequan 56 yd punt return (Felkins kick)	
2nd	12:35	PSU	8-71/3:54/14-0
		Allar, Drew 1 yd rush (Felkins kick)	
	6:20	PSU	7-80/3:30/21-0
		Allen, Kaytron 9 yd rush (Felkins kick)	
	1:01	PSU	7-35/2:37/28-0
		Warren, Tyler 7 yd pass from Allar, Drew (Felkins kick)	
3rd	11:29	PSU	5-51/2:25/35-0
		Johnson, Theo 30 yd pass from Allar, Drew (Felkins kick)	
	5:12	PSU	8-54/2:53/42-0
		Johnson, Theo 18 yd pass from Allar, Drew (Felkins kick)	
	3:57	PSU	-/-49-0
		Hardy, Daequan 68 yd punt return (Felkins kick)	
4th	13:37	PSU	4-49/1:23/56-0
		Potts, Trey 2 yd rush (Felkins kick)	
	8:28	PSU	5-80/2:17/63-0
		Pribula, Beau 31 yd rush (Felkins kick)	

TEAM STATS

	UMASS	PSU
First Downs	9	28
Rushing Yards	64	246
Passing Yards	45	162
Passing (C-A-Int)	9-23-1	16-23-0
Total Offense	109	408
Plays	62	60
Fumbles (#-Lost)	1-0	2-2
Penalties (#-Yards)	9-81	6-60
Possession Time	32:58	27:02
3rd-Down Conv.	5-18	7-9
Red Zone	0-0	5-5
Touchdowns	0	9
Field goals	0	0

OTHER

Time of Game	3:17
UMass	1-7, Independent
Penn State	6-0, 3-0 Big Ten

INDIVIDUAL STATISTICS

RUSHING (ATT-YDS-TD)

UMass-Adams, Kay/Ron 14-31; Haston, Ahmad 6-29; John, Jalen 9-28; Desrosiers, Gregory 3-16; Phommachanh, Taisun 7-(-40).

Penn State-Singleton, Nicholas 15-79; Allen, Kaytron 9-68-1; Pribula, Beau 6-59-1; Smith, Tank 2-41; Potts, Trey 1-2-1; Allar, Drew 3-1-1; TEAM 1-(-4).

PASSING (CMP-ATT-TD-INT-YDS)

UMass-Phommachanh, Taisun 6-14-0-0-25; Haston, Ahmad 3-9-0-1-20.

Penn State-Allar, Drew 16-23-3-0-162.

TOP RECEIVERS (REC-YDS-TD)

UMass-Simpson, Anthony 3-2; Johnson, George 2-24; Pope, Mark 2-9; Campiotti, Gino 1-10; Adams, Kay/Ron 1-0.

Penn State-Lambert-Smith, KeAndre 6-30; Johnson, Theo 4-66-2; Wallace III, Harrison 3-44; Warren, Tyler 2-14-1; Allen, Kaytron 1-8.

TOP TACKLERS (UA-A-T)

UMass-Logan, Nahji 6-28; Rutherford, Isaiah 5-1-6; Brown, JB 2-4-6; Beckwith, Aaron 1-5-6; Powell, Te'Rai 2-2-4; Roberts, Jerry 1-3-4; Wooden, Billy 0-4-4; Igwenagu, Zukudo 2-1-3; Rudolph, Tyler 2-0-2; Boykin, Noah 2-0-2.

Penn State-Jacobs, Curtis 4-1-5; J-Thomas, Dvon 3-2-5; Isaac, Adisa 3-1-4; Rojas, Tony 1-3-4; Miller, Cam 3-0-3; Tracy, Zion 3-0-3; Wylie, Keon 2-1-3; DeLuca, Dominic 1-2-3; Carter, Abdul 0-3-3; Izzard, Coziah 0-3-3; Robinson, Chop 2-0-2; Fisher, Zuriah 2-0-2.



12

GAME 7
PENN STATE VS. OHIO STATE

20



OHIO STADIUM | FOX | 10/21/23 | 105,506



SCORING SUMMARY

	1	2	3	4	OT	F
PSU	3	3	0	6	-	12
OSU	3	7	0	10	-	20

1st	10:49	OSU		11-57/3:37/0-3
			Fielding, Jayden 33 yd field goal	
	5:15	PSU		6-39/2:36/3-3
			Felkins, Alex 40 yd field goal	
2nd	7:31	OSU		13-61/5:17/3-10
			Williams, Miyan 2 yd rush (Fielding kick)	
	4:16	PSU		7-51/3:15/6-10
			Felkins, Alex 41 yd field goal	
4th	8:59	OSU		9-71/4:40/6-13
			Fielding, Jayden 37 yd field goal	
	4:07	OSU		6-43/3:10/6-20
			Harrison Jr., Marvin 18 yd pass from McCord, Kyle (Fielding kick)	
	0:29	PSU		12-73/2:12/12-20
			Saunders, Kaden 8 yd pass from Allar, Drew (Pass failed)	

TEAM STATS

	PSU	OSU
First Downs	15	22
Rushing Yards	49	79
Passing Yards	191	286
Passing (C-A-Int)	18-42-0	22-35-0
Total Offense	240	365
Plays	68	76
Fumbles (#-Lost)	0-0	1-1
Penalties (#-Yards)	5-32	6-54
Possession Time	25:36	34:24
3rd-Down Conv.	1-16	6-16
Red Zone	1-1	4-5
Touchdowns	1	2
Field goals	2	2

OTHER

Time of Game		3:37
Penn State	6-1, 3-1 Big Ten	
Ohio State	7-0, 4-0 Big Ten	

GAME RECAP

COLUMBUS, OHIO – No. 7/6 Penn State dropped its Big Ten road contest, 20-12, at No. 3/3 Ohio State in Columbus.

Penn State's defense held the Ohio State offense 16 points below its season scoring average, allowing just 20 points compared to the Buckeyes' season average of 36. The Nittany Lions put defensive pressure on the Buckeyes all afternoon, securing a fumble on a muffed punt and also forcing a turnover on downs by Ohio State inside the five-yard line.

Linebackers Abdul Carter and Curtis Jacobs led Penn State with nine tackles apiece. Johnny Dixon (1), Kobe King (0.5) and Adisa Isaac (0.5) each contributed to the Nittany Lions' sack total, with the Nittany Lions also racking up nine tackles for loss in the game.

Offensively, quarterback Drew Allar extended his turnover-free streak, throwing for 191 yards and a touchdown without an interception. KeAndre Lambert-Smith posted a team-leading 52 receiving yards on six catches, while Kaden Saunders hauled in Allar's touchdown pass.

HOW IT HAPPENED

Ohio State got on the board on its first trip down the field. The Buckeyes took a 3-0 lead on a 33-yard field goal at the 10:49 mark of the opening quarter, the result of an 11-play, 57-yard drive.

Penn State answered later in the first quarter, with Alex Felkins knocking through a 40-yard field goal with 2:36 left in the frame to tie the game at three apiece. The Nittany Lions went 39 yards in six plays for the score.

A 5:16 drive for the Buckeyes resulted in the first touchdown of the ballgame at the 7:31 mark of the second quarter. Miyan Williams recorded the game's first touchdown on a 2-yard run to put Ohio State ahead, 10-3.

The Nittany Lions answered with a field goal, a 41-yarder by Felkins. Penn State went 51 yards in seven plays for the score with just over three minutes remaining in the first half. The Nittany Lions entered the halftime break trailing 10-6.

Neither team was able to get anything going in the third quarter, as the defenses led the way into the fourth and final frame. The Nittany Lion defense forced a goal-line fourth down stop and another special teams turnover in the third quarter but were unable to convert.

Ohio State kicked its second field goal of the afternoon at the 8:59 mark of the fourth quarter to increase its lead back to seven points. The Buckeyes took nine plays and 4:40 off the clock to go 71 yards, taking a 13-7 advantage.

The Buckeyes tacked on another touchdown with 4:07 to play, taking a 20-6 advantage on an 18-yard touchdown by Marvin Harrison Jr.

Penn State scored its first touchdown with 29 seconds left in the game, an 8-yard pass from Allar to Saunders that cut the Ohio State lead to 20-12. The Nittany Lions' two-point conversion attempt was stopped.

Notes

- Penn State is now 14-25 all-time against Ohio State.
- The Nittany Lions snapped an 11-game win streak after entering the day tied with Air Force for the fourth-longest active win streak in the FBS.
- The Nittany Lions ended a streak off 11-straight wins, each by a 14-point margin.
- Penn State snapped a 13-game streak of scoring at least 30 points. It was the longest active streak in the nation.
- Dating back to the Rutgers game in 2022, Penn State had scored in 38-straight quarters until being shutout in the third quarter. It was the longest active streak in the nation.
- The Nittany Lions recorded nine tackles for loss.
- QB Drew Allar's 42 attempts were a career high.
- WR Kaden Saunders hauled in an 8-yard touchdown reception in the fourth quarter. It was Saunders' first career touchdown reception.
- The Nittany Lions stopped Ohio State on a fourth-and-goal late in the third quarter.
- CB Kalen King recorded a career-high 1.5 tackles for loss.
- CB Daequan Hardy tallied a career-high three pass breakups, all in the first quarter.
- DE Adisa Isaac secured two tackles for loss, his sixth career game with multiple tackles for loss.
- CB Johnny Dixon collected a career-high two tackles for loss, including a solo sack in the first quarter.
- LB Abdul Carter notched six tackles in the first half and finished the game with a career-high nine stops.
- P Riley Thompson averaged 43.7 yards on nine punts, including four inside the 20 and two punts of 50+ yards.
- K Alex Felkins hit a 40-yard field goal and a 41-yard kick.
- Felkins knocked through a 41-yard field goal in the second quarter.

INDIVIDUAL STATISTICS

RUSHING (ATT-YDS-TD)

Penn State-Singleton, Nicholas 9-48; Allen, Kaytron 9-26; Lambert-Smith, KeAndre 1-(-2); Allar, Drew 7-(-23).
Ohio State-Williams, Miyan 24-62-1; Traynum, DeaMonte 9-22; Brown, Devin 2-5; Johnson, Xavier 2-4; McCord, Kyle 2-(-10); TEAM 2-(-4).

PASSING (CMP-ATT-TD-INT-YDS)

Penn State-Allar, Drew 18-42-1-0-191.
Ohio State-McCord, Kyle 22-35-1-0-286.

TOP RECEIVERS (REC-YDS-TD)

Penn State-Lambert-Smith, KeAndre 6-52; Johnson, Theo 2-39; Cephas, Dante 2-28; Saunders, Kaden 2-25-1; Wallace III, Harrison 2-19; Warren, Tyler 1-11; Clifford, Liam 1-7; Singleton, Nicholas 1-6; Allen, Kaytron 1-4.
Ohio State-Harrison Jr., Marvin 11-162-1; Stover, Cade 4-70; Tate, Carnell 3-21; Traynum, DeaMonte 1-19; Fleming, Julian 1-9; Johnson, Xavier 1-6; Williams, Miyan 1-(-1).

TOP TACKLERS (UA-A-T)

Penn State-Jacobs, Curtis 5-4-9; Carter, Abdul 5-4-9; Winston Jr., Kevin 4-3-7; King, Kalen 5-1-6; King, Kobe 5-1-6; Hardy, Daequan 4-2-6; Dixon, Johnny 3-2-5; Reed, Jaylen 3-2-5; Isaac, Adisa 1-3-4; Dennis-Sutton, Dani 2-1-3; Izzard, Coziah 1-2-3; Wheatley, Zakee 1-2-3.
Ohio State-Eichenberg, Tommy 2-6-8; Chambers, Steele 1-5-6; Igbinosun, Davison 5-0-5; Hancock, Jordan 4-1-5; Simon, Cody 3-2-5; Styles, Sonny 3-1-4; Proctor, Josh 3-1-4; Matthews Jr., Jermaine 3-0-3; Sawyer, Jack 1-2-3; Hamilton, Ty 1-2-3.

2023 SEASON IN REVIEW



33

GAME 8 PENN STATE VS. INDIANA

24



BEAVER STADIUM | CBS | 10/28/23 | 107,209



SCORING SUMMARY

	1	2	3	4	OT	F
IU	7	7	0	10	-	24
PSU	7	10	7	9	-	33

1st	7:37	IU	1-90/0:12/0-7 Carter, Dequece 90 yd pass from Sorsby, Brendan (Freeman kick)
	1:37	PSU	7-32/4:21/7-7 Dinkins, Khalil 9 yd pass from Allar, Drew (Felkins kick)
2nd	13:26	IU	1-69/0:09/7-14 McCulley, Donaven 69 yd pass from Sorsby, Brendan (Freeman kick)
	2:09	PSU	9-59/4:57/14-14 Singleton, Nicholas 2 yd rush (Felkins kick)
	0:00	PSU	7-11/1:01/17-14 Felkins, Alex 50 yd field goal
3rd	8:39	PSU	12-75/6:21/24-14 Johnson, Theo 16 yd pass from Allar, Drew (Felkins kick)
4th	10:54	IU	12-80/5:20/24-21 Cooper Jr., Omar 26 yd pass from Sorsby, Brendan (Freeman kick)
	2:58	IU	4-4/2:04/24-24 Freeman, Chris 35 yd field goal
	1:46	PSU	3-78/1:10/31-24 Lambert-Smith, KeAndre 57 yd pass from Allar, Drew (Felkins kick)
	1:33	PSU	-/-/33-24 Safety (Fumble rolled out of end zone)

TEAM STATS

	IU	PSU
First Downs	14	19
Rushing Yards	80	132
Passing Yards	269	210
Passing (C-A-Int)	13-19-1	20-31-1
Total Offense	349	342
Plays	53	74
Fumbles (#-Lost)	3-1	1-0
Penalties (#-Yards)	5-35	6-60
Possession Time	24:35	35:25
3rd-Down Conv.	3-11	7-18
Red Zone	1-2	4-4
Touchdowns	3	4
Field goals	1	1

OTHER

Time of Game	3:20
Indiana	2-6, 0-5 Big Ten
Penn State	7-1, 4-1 Big Ten

GAME RECAP

UNIVERSITY PARK, Pa. — No. 10 Penn State took down the Indiana Hoosiers, 33-24, at Beaver Stadium. The Nittany Lions remained undefeated at home on the season.

Quarterback Drew Allar threw for 210 yards and completed a trio of touchdown passes to Theo Johnson, Khalil Dinkins, and Keandre Lambert-Smith.

Lambert-Smith led the team with 96 receiving yards on six receptions and the go-ahead touchdown late in the fourth quarter. Johnson hauled in two passes for 21 yards and his third touchdown of the season. Dinkins' only reception in the game was a 9-yard touchdown from Allar in the first quarter. On the ground, Kaytron Allen took charge with 81 yards on 18 carries, both leading the team, while Nicholas Singleton toted the ball 15 times for 50 yards and a score.

Nineteen different Nittany Lions recorded tackles in the game, with Jaylen Reed picking up a team-high eight. Daequan Hardy, Dani Dennis-Sutton and Johnny Dixon all recorded sacks for the Nittany Lions. Penn State held yet another opponent to under 100 rushing yards, limiting Indiana to just 80 on the day. Penn State also recorded a safety on a strip-sack by Dennis-Sutton on Indiana's final drive.

This was Penn State's seventh time this season scoring over 30 points in a game.

HOW IT HAPPENED

Indiana got on the board first with a 90-yard touchdown pass from Brendan Sorsby to Dequece Carter on the first play of the Hoosiers' third offensive possession.

Penn State's punt on its next possession was muffed by Indiana's return man and scooped up by Kevin Winston Jr. at the Indiana 32-yard line. Penn State converted the scoring opportunity on a 9-yard touchdown pass from Allar to Dinkins.

A 69-yard touchdown pass to Donaven McCulley put the Hoosiers back up by seven at the 13:26 mark of the second quarter.

A 2-yard touchdown run by Singleton tied the game at 14 with 2:09 remaining in the first half.

On the Hoosiers' next possession, Jaylen Reed picked off a Sorsby pass and returned it to the Indiana 43-yard line with just over a minute left to play in the second quarter. Alex Felkins converted a 50-yard field goal as time expired to put the Nittany Lions up 17-14 at the break.

Penn State received the ball to start the second half and constructed a 12-play, 75-yard scoring drive to extend its lead to 24-14. Johnson hauled in a 16-yard pass from Allar.

Indiana cut into the Penn State lead in the fourth quarter on a 26-yard touchdown pass from Sorsby to Omar Cooper Jr.

The Hoosiers tied the game at 24-24 with a field goal with just under three minutes left in the game.

Penn State responded with a three-play, 78-yard touchdown drive, highlighted by a 57-yard touchdown pass from Allar to Lambert-Smith, to take a 31-24 advantage with 1:46 still left on the clock.

On Indiana's first play of their next possession, Dennis-Sutton produced a strip-sack of Sorsby and the ball rolled through the back of the end zone for a safety.

INDIVIDUAL STATISTICS

RUSHING (ATT-YDS-TD)

Indiana-Henderson, Josh 12-57; Howland, Trent 9-31; Sorsby, Brendan 12-(-3); Lucas, Jaylin 1-(-5).
Penn State-Allen, Kaytron 18-81; Singleton, Nicholas 15-50-1; Allar, Drew 8-5; Pribula, Beau 1-3; TEAM 1-(-7).

PASSING (CMP-ATT-TD-INT-YDS)

Indiana-Sorsby, Brendan 13-19-3-1-269.
Penn State-Allar, Drew 20-31-3-1-210.

Notes

- Penn State improved to 25-2 all-time against Indiana, including 13-0 in home matchups.
- The Nittany Lions have won nine of the last 10 games in the series.
- QB Drew Allar completed 20-of-31 passes for 210 yards and three touchdowns.
- Before an interception on his 29th pass attempt of the game, Allar tallied 311 passing attempts without an interception to start his career. Allar's 311 pass attempts without an interception to start his career is an FBS record, bettering Baylor's Robert Griffin III's 209 attempts in 2008.
- The Ohio native began the 2023 season with 251 pass attempts without an interception. Since 2000, his 251 pass attempts without an interception are the sixth-most to start a season in the FBS.
- WR KeAndre Lambert-Smith had six catches for 96 yards, including a 57-yard touchdown to break a 24-24 tie late in the fourth quarter.
- Penn State recorded a safety late in the fourth quarter. It was the Nittany Lions' first safety since the 2022 home opener vs. Ohio.
- DE Dani Dennis-Sutton secured a career-best six tackles and recorded a strip-sack late in the fourth quarter, resulting in a safety.
- S Jaylen Reed picked off a pass in the second quarter and returned it 17 yards. It was his first career interception.
- Reed notched a solo tackle for loss in the second quarter among his career-high eight tackles.
- K Alex Felkins drilled a 50-yard field goal to end the first half.
- P Riley Thompson had four punts of 50+ yards, including boots of 51, 50, 50, and 54 yards. He averaged 49.0 yards on six punts for the game.
- Thompson had two punts land inside the 10.
- KR Nicholas Singleton had a 50-yard kick return in the second quarter. It was his 13th career kick return of 20+ yards.

TOP RECEIVERS (REC-YDS-TD)

Indiana-McCulley, Donaven 4-96-1; Carter, Dequece 3-104-1; Cooper Jr., Omar 3-52-1; Archer, Bradley 1-10; Williams, E.J. 1-5; Howland, Trent 1-2.

Penn State-Lambert-Smith, KeAndre 6-96-1; Singleton, Nicholas 5-31; Warren, Tyler 2-25; Johnson, Theo 2-21-1; Cephas, Dante 3-15; Allen, Kaytron 2-13; Dinkins, Khalil 1-9-1.

TOP TACKLERS (UA-A-T)

Indiana-Casey, Aaron 7-3-10; Moore, Louis 7-3-10; Carter, Andre 5-3-8; Toomer, Nicolas 4-1-5; Jones, Anthony 3-2-5; Jackson, Myles 3-1-4; Mangum-Farrar, Jacob 3-1-4; Burris Jr., Marcus 2-2-4; Carr, Lanell 3-0-3; Sharpe, Jamari 2-0-2; Grier, Jordan 2-0-2.

Penn State-Reed, Jaylen 7-1-8; Dennis-Sutton, Dani 4-2-6; King, Kobe 2-3-5; Carter, Abdul 1-4-5; Dixon, Johnny 2-2-4; King, Kalen 3-0-3; Winston Jr., Kevin 2-1-3; Fisher, Zuriah 2-1-3; Izzard, Coziah 2-0-2; Elsdon, Tyler 2-0-2; Isaac, Adisa 1-1-2; Durant, Zane 1-1-2.



51

GAME 9
PENN STATE VS. MARYLAND

15



SECU STADIUM | FOX | 11/4/23 | 51,802



GAME RECAP

COLLEGE PARK, Md. – No. 11/9/9 Penn State put together another outstanding complimentary performance as it earned a 51-15 win over Maryland. Excellent play on both sides of the ball led the Nittany Lions to their fifth Big Ten win of the season.

Quarterback Drew Allar tied his career high with four touchdown passes in the game, highlighting a performance in which he completed 25-of-34 passes for 240 yards. Dante Cephas caught two of Allar's four touchdowns as the senior wideout produced his first multi-score game in a Penn State uniform. KeAndre Lambert-Smith caught eight passes for 95 yards, leading the team in both categories. Allar's other two scores went to his tight ends, Theo Johnson and Tyler Warren.

On the ground, Kaytron Allen averaged 6.5 yards per carry on 14 totes, picking up 91 yards and a touchdown.

Penn State's defense dominated the line of scrimmage, holding the Terrapins to -49 rushing yards in the game. The unit picked up six sacks and 12 tackles for loss in its stellar outing. True freshman linebacker Tony Rojas had a hand in two of Penn State's four takeaways in the game, registering a forced fumble and an interception in the fourth quarter. Abdul Carter led Penn State with six total tackles and added a sack and a pass breakup to his final line. In total, 22 different Nittany Lions recorded tackles in the game, with 12 recording tackles for loss, and six posting sacks.

HOW IT HAPPENED

On Penn State's first possession, Allar led his group down the field for a touchdown on eight plays, capping off the drive with a six-yard touchdown pass to Cephas.

Penn State was able to go up 14-0 as the Nittany Lions marched 79 yards on eight plays and scored on a 2-yard toss from Allar to Theo Johnson.

Maryland scored its first touchdown of the day with 7:59 remaining in the second quarter, cutting the Penn State lead to 14-7 on a 13-play, 75-yard drive. The Nittany Lions answered immediately, constructing their own 12-play, 75-yard touchdown drive on their next possession. Allar capped off the opportunity with an 8-yard touchdown pass to Tyler Warren.

Penn State got on the board first in the second half with a field goal on its first trip down the field as Alex Felkins knocked a 30-yarder through the uprights.

Allar threw his fourth touchdown of the day at the tail end of a 13-play, 88-yard drive to increase Penn State's lead to 31-7. Cephas caught the 15-yard strike from Allar.

Maryland tacked on its second touchdown of the day, another Taulia Tagovailoa passing score, with 11:27 remaining in the game. The Terrapins converted a two-point conversion on the score, reducing the Penn State lead to 31-15.

Thanks to a 51-yard kick return by Singleton, the Penn State offense began its drive inside Maryland territory once again. The Nittany Lions wasted no time scoring, as Allen added to his outstanding day on the ground with a 10-yard touchdown run.

A pair of Felkins field goals and a rushing score by Beau Pribula gave Penn State 16 additional points on its possessions following three-straight Maryland turnovers.

Notes

- Penn State improved to 43-3-1 in the all-time series against Maryland, including 16-1 in road matchups.
- The Nittany Lions have won 12 of the last 14 games in the series.
- Under head coach James Franklin, Penn State has averaged a 24.8 margin of victory in 10 matchups.
- In road games against Maryland in the James Franklin era, Penn State has averaged a 43.75 margin of victory in four contests.
- Penn State limited Maryland to -49 rushing yards. Since 1947, the -49 rushing yards are the second-lowest allowed by a Penn State defense.
- The -49 rushing yards allowed are the fewest by an FBS team in a game this season. The previous low was Stanford allowing -5 rushing yards against Hawaii.
- Since 2013, Penn State is one of four FBS teams that have allowed -49 or fewer rushing yards in a game joining San Diego State (-66 vs. Middle Tennessee State, 12/24/22), Michigan State (-73 vs. Tulsa, 8/30/19) and Arizona State (-52 vs. Washington State, 10/22/16).
- Penn State scored 51 points, marking the third time this season the Nittany Lions have posted 50+ points and the fourth time PSU has scored 40+ points.
- TE Theo Johnson and TE Tyler Warren both had touchdown grabs in the first half. It marked the fourth game this season that Penn State had multiple tight ends with touchdown receptions in a game.
- WR Dante Cephas recorded six catches for 53 receiving yards and two touchdowns. It was his second career game with multiple touchdown receptions and first at Penn State.
- Penn State held Maryland to 234 total yards. The 234 total yards are Maryland's lowest this season.
- Penn State notched 12 tackles for loss and six sacks.
- The Nittany Lions forced a takeaway in the first quarter on a fumble forced by DE Adisa Isaac and recovered by DT Zane Durant.
- Penn State forced three takeaways in the fourth quarter. The three takeaways came in a span of four plays.
- LB Dominic DeLuca and LB Tony Rojas recorded interceptions, while Rojas forced a fumble on a strip-sack, which was recovered by DT Jordan van den Berg.
- K Alex Felkins hit three field goals on the day. He also converted all six extra-point attempts for a total of 15 points.

SCORING SUMMARY

	1	2	3	4	OT	F
PSU	14	7	3	27	-	51
UMD	0	7	0	8	-	15

1st	8:41	PSU	8-44/3:45/7-0
		Cephas, Dante 6 yd pass from Allar, Drew (Felkins kick)	
	0:02	PSU	8-79/3:58/14-0
		Johnson, Theo 2 yd pass from Allar, Drew (Felkins kick)	
2nd	7:59	UMD	13-75/7:03/14-7
		Hemby, Roman 7 yd pass from Tagovailoa, Taulia (Howes kick)	
	2:34	PSU	12-75/5:25/21-7
		Warren, Tyler 8 yd pass from Allar, Drew (Felkins kick)	
3rd	9:26	PSU	11-70/5:30/24-7
		Felkins, Alex 30 yd field goal	
4th	13:55	PSU	13-88/6:15/31-7
		Cephas, Dante 15 yd pass from Allar, Drew (Felkins kick)	
	11:27	UMD	7-75/2:28/31-15
		Jones, Jashaun 1 yd pass from Tagovailoa, Taulia (Littleton rush)	
	9:14	PSU	5-41/2:03/38-15
		Allen, Kaytron 10 yd rush (Felkins kick)	
	7:38	PSU	4-21/2:26/41-15
		Felkins, Alex 35 yd field goal	
	2:51	PSU	8-4/4:41/44-15
		Felkins, Alex 39 yd field goal	
	1:25	PSU	3-12/0:47/51-15
		Pribula, Beau 6 yd rush (Felkins kick)	

TEAM STATS

	PSU	UMD
First Downs	25	15
Rushing Yards	158	-49
Passing Yards	246	283
Passing (C-A-Int)	26-39-0	31-42-2
Total Offense	404	234
Plays	76	58
Fumbles (#-Lost)	0-0	2-2
Penalties (#-Yards)	7-76	4-45
Possession Time	37:14	22:46
3rd-Down Conv.	7-15	4-12
Red Zone	9-9	2-2
Touchdowns	6	2
Field goals	3	0

OTHER

Time of Game	3:31
Penn State	8-1, 5-1 Big Ten
Maryland	5-4, 2-4 Big Ten

INDIVIDUAL STATISTICS

RUSHING (ATT-YDS-TD)

Penn State-Allen, Kaytron 14-91-1; Allar, Drew 4-39; Singleton, Nicholas 8-20; Pribula, Beau 9-12-2; Smith, Tank 1-1; TEAM 1-(-5). Maryland-Edwards Jr., Billy 1-4; Hemby, Roman 5-0; Littleton II, Antwain 1-(-3); McDonald, Colby 1-(-3); Tagovailoa, Taulia 8-(-47).

PASSING (CMP-ATT-TD-INT-YDS)

Penn State-Allar, Drew 25-34-4-0-240; Pribula, Beau 1-4-0-0-6; Lambert-Smith, KeAndre 0-1-0-0-0. Maryland-Tagovailoa, Taulia 29-39-2-1-286; Edwards Jr., Billy 2-3-0-1-(-3).

TOP RECEIVERS (REC-YDS-TD)

Penn State-Lambert-Smith, KeAndre 8-95; Cephas, Dante 6-53-2; Warren, Tyler 4-51-1; Johnson, Theo 4-19-; Dinkins, Khalil 1-16; Potts, Trey 1-6; Evans, Omari 1-5; Allen, Kaytron 1-1. Maryland-Dyches, Corey 8-60; Smith Jr., Octavian 5-31; Felton, Tai 4-75; Jones, Jashaun 4-25-1; Prather, Kaden 3-58; Howard, Preston 2-16; Hemby, Roman 2-10; Knotts, Shaleak 1-5; McDonald, Colby 1-3; Smith Jr., Robert 1-0.

TOP TACKLERS (UA-A-T)

Penn State-Carter, Abdul 4-2-6; King, Kalen 4-1-5; Winston Jr., Kevin 4-1-5; Dennis-Sutton, Dani 2-1-3; Jacobs, Curtis 2-1-3; Reed, Jaylen 2-1-3; Isaac, Adisa 2-1-3; King, Kobe 1-2-3; Dixon, Johnny 2-0-2; Wylie, Keon 2-0-2; Fisher, Zuriah 1-1-2; Miller, Cam 1-1-2; J-Thomas, Dvon 0-2-2. Maryland-Miller, Glendon 7-1-8; Wyatt, Kellan 5-2-7; Hyppolite II, Ruben 3-1-4; Phillips, Jordan 3-1-4; Still, Tarheeb 3-1-4; Trader Jr., Dante 3-0-3; Brown, Donnell 3-0-3; Brade, Beau 3-0-3; Sheppard, Jaquan 3-0-3; Akingbesote, Tommy 2-1-3; Colbert, Tre'Darius 1-2-3.

2023 SEASON IN REVIEW



15

GAME 10 PENN STATE VS. MICHIGAN

24 M

BEAVER STADIUM | FOX | 11/11/23 | 110,856



SCORING SUMMARY

	1	2	3	4	OT	F
MICH	0	14	3	7	-	24
PSU	3	6	0	6	-	15

1st	2:17	PSU	Felkins, Alex 20 yd field goal	13-66/6:24/3-0
2nd	11:56	MICH	Corum, Blake 3 yd rush (Turner kick)	9-75/5:21/3-7
	6:07	MICH	Edwards, Donovan 22 yd rush (Turner kick)	6-78/3:37/3-14
	0:29	PSU	Allar, Drew 11 yd rush (Pass failed)	10-75/5:38/9-14
3rd	3:36	MICH	Turner, James 22 yd field goal	13-45/8:04/9-17
4th	4:15	MICH	Corum, Blake 30 yd rush (Turner kick)	1-30/0:06/9-24
	1:59	PSU	Johnson, Theo 8 yd pass from Allar, Drew (Pass failed)	8-75/2:16/15-24

TEAM STATS

	MICH	PSU
First Downs	15	17
Rushing Yards	227	164
Passing Yards	60	74
Passing (C-A-Int)	7-8-0	11-23-0
Total Offense	287	238
Plays	54	58
Fumbles (#-Lost)	1-0	1-1
Penalties (#-Yards)	6-50	5-33
Possession Time	33:12	26:48
3rd-Down Conv.	6-13	4-14
Red Zone	2-2	3-3
Touchdowns	3	2
Field goals	1	1

OTHER

Time of Game		3:11
Michigan	10-0, 7-0 Big Ten	
Penn State	8-2, 5-2 Big Ten	

GAME RECAP

UNIVERSITY PARK, Pa. – No. 10/9/9 Penn State fell to No. 3/2/2 Michigan, 24-15, in Beaver Stadium.

The Nittany Lion defense allowed just 24 points on 287 total yards. Michigan quarterback J.J. McCarthy was held to 60 passing yards and was sacked once by Dani Dennis-Sutton. In total, the Nittany Lions registered seven tackles for loss, keeping the Blue & White within striking distance throughout the contest. Defensive end Adisa Isaac led the way with six total tackles, including three tackles for loss.

Penn State quarterback Drew Allar had a hand in both Nittany Lion touchdowns on the afternoon. Allar's 11-yard touchdown run, which happened moments after he caught a pass on fourth down earlier in the drive from running back Kaytron Allen, was Penn State's first touchdown of the day. Allar also threw a touchdown pass to tight end Theo Johnson late in the fourth quarter as the Nittany Lions attempted a comeback.

Tight end Tyler Warren led the way among Nittany Lion pass catchers with two receptions for 25 yards. Fellow tight end Theo Johnson caught the lone receiving touchdown for the Nittany Lions on the afternoon, booking two receptions for 10 yards.

On the ground, Kaytron Allen led the way carrying the ball 12 times for 72 yards. Nicholas Singleton also contributed 43 rushing yards on 13 carries.

Penn State welcomed a crowd of 110,856 fans to Beaver Stadium, the largest crowd of the 2023 season and second-largest attendance in the venue's storied history. PSU recorded its third instance of at least 110,700 fans packing Beaver Stadium this season.

HOW IT HAPPENED

With a little over two minutes remaining in the opening quarter, Penn State got on the board first with a 20-yard field goal by Alex Felkins. The kick was the culmination of a 13-play, 66-yard drive that took 6:24 off the clock and gave the Nittany Lions a 3-0 lead.

Michigan took a 7-3 lead on a three-yard rushing score by Blake Corum at the 11:56 mark of the second quarter. The Wolverines went 75 yards on nine plays for the score.

A 22-yard rushing touchdown by Donovan Edwards put the Wolverines up 14-3 with 6:07 left to play in the first half.

A pair of fourth down conversions led to the Nittany Lions' first touchdown of the day, an 11-yard scamper by Allar. The Nittany Lions could not convert their two-point conversion attempt, so the score remained 14-9 Wolverines. Penn State's drive went 75 yards on 10 plays, with Allar punching the ball into the end zone at the tail end of the half. Penn State entered the break trailing by five.

Michigan picked up a Penn State fumble on the first possession of the second half and converted a 22-yard field goal on its ensuing drive to increase its lead to 17-9.

The Wolverines' final score of the afternoon was a 30-yard run by Corum that put them ahead 24-9 with 4:15 to go in the fourth quarter. The Nittany Lions answered with an 8-yard touchdown pass to Theo Johnson (failed two-point try), but were not able to complete the comeback, as they fell 24-15.

INDIVIDUAL STATISTICS

RUSHING (ATT-YDS-TD)

Michigan-Corum, Blake 26-145-2; Edwards, Donovan 10-52-1; McCarthy, J.J. 8-34; TEAM 2-(-4).

Penn State-Allen, Kaytron 12-72-0; Allar, Drew 10-49-1; Singleton, Nicholas 13-43.

PASSING (CMP-ATT-TD-INT-YDS)

Michigan-McCarthy, J.J. 7-8-0-0-60.

Penn State-Allar, Drew 10-22-1-0-70; Allen, Kaytron 1-1-0-0-4.

Notes

- Penn State is now 10-17 all-time against Michigan, including 6-8 in games at Beaver Stadium.
- The Nittany Lions welcomed 110,856 fans. It was the second-largest crowd in Beaver Stadium history. Penn State recorded attendances numbers of 110,747 (vs. West Virginia), 110,830 (vs. Iowa) and 110,856 (vs. Michigan) in 2023.
- On Penn State's field goal drive in the first quarter, the Nittany Lions became Michigan's first opponent to run a play from inside the Michigan 10.
- Michigan's field goal in the third quarter marked the first points allowed by the Nittany Lions in 2023 in the third quarter.
- Penn State held Michigan to 60 passing yards, tied for the 10th lowest in the James Franklin era and the fourth time in 2023 holding an opponent to 60 or fewer passing yards.
- Penn State held Michigan to seven completions, marking the fifth time holding an opponent under 10 completions since 2022.
- The Nittany Lions held Michigan to 287 total yards of offense.
- S Kevin Winston Jr. tallied a career-high 12 tackles.
- DE Adisa Isaac set a career high with six tackles and notched three tackles for loss.
- The senior earned his seventh career game with multiple tackles for loss.
- DE Dani Dennis-Sutton tied a career high with two tackles for loss, including a solo sack.
- LB Kobe King recorded a career-best nine tackles (6 solo).
- LB Curtis Jacobs finished the game with seven tackles and 1.5 tackles for loss.
- P Riley Thompson averaged 49.0 yards per punt on five punts, tying his season-best average.
- The Australia native booted three punts of 50+ yards, a 50-yard punt in the second quarter, a 51-yard punt in the third quarter that was downed at the Michigan 3-yard line, and a 56-yard boot in the fourth quarter.

TOP RECEIVERS (REC-YDS-TD)

Michigan-Johnson, Cornelius 2-24; Morgan, Semaj 2-17; Loveland, Colston 2-7; Barner, AJ 1-12.

Penn State-Warren, Tyler 2-25; Cephas, Dante 2-11; Johnson, Theo 2-10-1; Saunders, Kaden 1-13; Lambert-Smith, KeAndre 1-6; Singleton, Nicholas 1-6; Allar, Drew 1-4; Meiga, Malick 1-(-1).

TOP TACKLERS (UA-A-T)

Michigan-Paige, Makari 3-3-6; Moore, Rod 2-4-6; Barrett, Michael 4-1-5; Harrell, Jaylen 3-2-5; Grant, Kenneth 4-0-4; Goode, Cam 3-0-3; Benny, Rayshaun 3-0-3; Colson, Junior 1-2-3; Stewart, Josaiah 2-0-2; Moore, Derrick 1-1-2; Johnson, Will 1-1-2; Graham, Mason 1-1-2; Jenkins, Kris 1-1-2.

Penn State-Winston Jr., Kevin 5-7-12; King, Kobe 6-3-9; Jacobs, Curtis 3-4-7; Isaac, Adisa 4-2-6; Reed, Jaylen 3-3-6; J-Thomas, Dvon 3-1-4; Dennis-Sutton, Dani 3-0-3; Carter, Abdul 2-1-3; DeLuca, Dominic 2-0-2; Dixon, Johnny 1-1-2; Elsdon, Tyler 1-1-2; King, Kalen 1-1-2; Duzansky, Tyler 1-1-2.



27

GAME 11
PENN STATE VS. RUTGERS

6 R

BEAVER STADIUM | FS1 | 11/18/23 | 105,114



GAME RECAP

UNIVERSITY PARK, Pa. – No. 12 Penn State put together a balanced effort on offense and defense to earn a dominant 27-6 win over Rutgers on Senior Day. All of Penn State's touchdowns came on the ground as the offense combined for 234 rushing yards.

Quarterback Beau Pribula led the charge on the ground for Penn State securing the final touchdown of the game and running for a career-high 71 yards on eight carries. Running back Kaytron Allen complemented Pribula in the backfield posting 69 yards on 16 carries to average 4.3 yards per carry. He also picked up two rushing touchdowns.

On defense, the Nittany Lions continued to dominate, holding the Scarlet Knights to just six points. Penn State produced three sacks and seven tackles for loss.

Penn State won the turnover battle as well. Defensive end Deni Dennis-Sutton recovered a Scarlet Knights handoff in the second quarter to set the Nittany Lions up in Rutgers territory and tack on a field goal. In the third quarter, Penn State defensive end Chop Robinson stripped Rutgers quarterback Gavin Wimsatt, then recovered the ball to turn the momentum in the Nittany Lions favor. The final takeaway was a Kevin Winston Jr. interception to stall a Rutgers fourth quarter drive. In total, the Nittany Lions scored 17 points off of three Scarlet Knights turnovers.

HOW IT HAPPENED

After stopping the Nittany Lions on the opening possession of the game, Rutgers finished a 14-play, 61-yard drive with a 35-yard field goal by Jai Patel. The drive covered 9:01.

The Nittany Lions answered with a touchdown drive as Allen punched in a 2-yard run. The 75-yard drive was highlighted by a 15-yard completion from Drew Allar to Liam Clifford and an 11-yard run by Allar. Allen tallied seven carries on the drive, including the 2-yard score. Penn State led 7-3 with 11:36 to go in the first half.

On Rutgers' ensuing drive, the Scarlet Knights fumbled the ball on a run behind the line of scrimmage as Dennis-Sutton jumped on the ball for his first career fumble recovery. The Nittany Lions took over at the Rutgers 32.

Allar connected with Tyler Warren on a 23-yard pass to start the PSU drive and a 6-yard run by Nicholas Singleton setup Penn State inside the 5. The Nittany Lions settled for a 21-yard field goal by Alex Felkins to push the lead to 10-6 at the 8:44 mark.

Rutgers closed the half with a 28-yard field goal by Patel. Penn State led 10-6 at the break.

After forcing a Rutgers three-and-out in the third quarter, the Nittany Lions added three points on a 48-yard boot by Felkins to extend their lead to 13-6.

On the following Rutgers drive, Chop Robinson burst behind the line for a strip-sack and recovered the fumble at the Rutgers 42.

An 11-yard run by Pribula and a 21-yard rush by Allen setup Penn State at the Rutgers 6. Two plays later, Allen scored on a 3-yard run to put PSU ahead, 20-6.

The Nittany Lions added their final score later in the fourth quarter as Pribula found the end zone on a 1-yard rush. Singleton had runs of 20, 9 and 12 yards on the drive.

Notes

- Penn State improved to 32-2 all-time against Rutgers, including 18-2 in home games.
- The Nittany Lions have won each of the last 17 matchups.
- Penn State averaged 108,409 fans in seven home games in 2023, which is the second-highest single-season average attendance in Beaver Stadium history and is the highest since record 108,917 average in 2007.
- Penn State was 4-for-5 in the red zone on the day.
- QB Beau Pribula finished the game with a career-high 71 rushing yards and scored on a 1-yard run in the fourth quarter.
- RB Kaytron Allen registered his third career game with multiple rushing touchdowns.
- The defense kept Rutgers out of the end zone for the fifth-straight game at Beaver Stadium. The Scarlet Knights have not scored a touchdown at Beaver Stadium since joining the Big Ten in 2014, and last scored a TD in Beaver Stadium in 1994.
- The Nittany Lions forced three takeaways, including a fumble recovery by DE Dani Dennis-Sutton, a strip-sack and recovery by DE Chop Robinson and an interception by S Kevin Winston Jr.
- DE Chop Robinson recorded a strip-sack in the third quarter and recovered the fumble. Robinson collected his third career forced fumble and second career fumble recovery.
- S Kevin Winston Jr. picked off a pass in the fourth quarter for his first career interception.
- CB Johnny Dixon registered a solo sack in the third quarter. It was his fourth sack this season.
- LB Kobe King recorded a career-high 10 tackles.
- DE Dani Dennis-Sutton recovered a fumble in the second quarter. It was his first career fumble recovery.
- K Alex Felkins booted a 48-yard field goal in the third quarter, his 18th career make from 40+ yards.
- Felkins also hit a 21-yard field goal in the second quarter.
- P Riley Thompson blasted a 56-yard punt in the second quarter and averaged 52 yards on two punts.

SCORING SUMMARY

	1	2	3	4	OT	F
RU	3	3	0	0	-	6
PSU	0	10	3	14	-	27

1st	4:43	RU	14-61/9:01/0-3
	0:00	Patel, Jai 35 yd field goal	
2nd	11:36	PSU	15-75/8:00/7-3
	8:44	Allen, Kaytron 2 yd rush (Felkins kick)	
	0:00	RU	8-49/1:52/10-6
	0:00	Patel, Jai 28 yd field goal	
3rd	5:32	PSU	4-9/2:15/13-6
	0:00	Felkins, Alex 21 yd field goal	
	14:14	PSU	5-42/2:04/20-6
	3:36	Allen, Kaytron 3 yd rush (Felkins kick)	
	3:36	PSU	8-73/4:51/27-6
	0:00	Pribula, Beau 1 yd rush (Felkins kick)	

TEAM STATS

	RU	PSU
First Downs	13	16
Rushing Yards	99	234
Passing Yards	130	88
Passing (C-A-Int)	10-16-1	7-14-0
Total Offense	229	322
Plays	58	53
Fumbles (#-Lost)	3-2	2-1
Penalties (#-Yards)	6-48	1-2
Possession Time	32:00	28:00
3rd-Down Conv.	4-13	4-9
Red Zone	0-2	3-5
Touchdowns	0	3
Field goals	2	2

OTHER

Time of Game		3:17
Rutgers	6-5, 3-5 Big Ten	
Penn State	9-2, 6-2 Big Ten	

INDIVIDUAL STATISTICS

RUSHING (ATT-YDS-TD)

Rutgers-Monangai, Kyle 16-39; Wimsatt, Gavin 17-31; Brown V, Samuel 6-24; Young, Aaron 1-7; Benjamin, Ja'Shon 2-(-2).
Penn State-Pribula, Beau 8-71-1; Allen, Kaytron 16-69-2; Singleton, Nicholas 11-61; Allar, Drew 6-13-0-0-79; Pribula, Beau 1-1-0-0-9.

PASSING (CMP-ATT-TD-INT-YDS)

Rutgers-Wimsatt, Gavin 10-16-0-1-130.
Penn State-Allar, Drew 6-13-0-0-79; Pribula, Beau 1-1-0-0-9.

TOP RECEIVERS (REC-YDS-TD)

Rutgers-Washington, Isaiah 5-55; Strong, Ian 2-34; Dremel, Christian 2-25; Jackson, JaQuae 1-16.
Penn State-Warren, Tyler 2-32; Johnson, Theo 2-10; Evans, Omari 1-25; Clifford, Liam 1-15; Allen, Kaytron 1-6.

TOP TACKLERS (UA-A-T)

Rutgers-Jennings, Deion 5-3-8; Loyal, Shaquan 4-3-7; Dixon, Flip 6-0-6; Igbinosun, Desmond 2-4-6; Toure, Mohamed 3-2-5; Bailey, Wesley 2-3-5; Iton, Isaiah 1-4-5; Lewis, Aaron 1-2-3; Hamilton, Kyonte 0-3-3; Longerbeam, Robert 0-2-2.
Penn State-King, Kobe 5-5-10; Winston Jr., Kevin 4-2-6; Robinson, Chop 5-0-5; Elsdon, Tyler 3-2-5; Carter, Abdul 2-3-5; Rojas, Tony 1-3-4; Dixon, Johnny 3-0-3; Reed, Jaylen 3-0-3; J-Thomas, Dvon 1-2-3; van den Berg, Jordan 1-2-3; Izzard, Coziah 1-2-3; Beamon, Hakeem 2-0-2; Lyons, Jameal 0-2-2.

2023 SEASON IN REVIEW



42

GAME 12 PENN STATE VS. MICHIGAN STATE

0



FORD FIELD | NBC | 11/24/23 | 51,927



SCORING SUMMARY

	1	2	3	4	OT	F
PSU	3	10	15	14	-	42
MSU	0	0	0	0	-	0

1st	9:50	PSU	Felkins, Alex 49 yd field goal	10-43/5:10/3-0
2nd	12:11	PSU	Felkins, Alex 30 yd field goal	8-71/4:24/6-0
	4:51	PSU	Allen, Kaytron 2 yd pass from Allard, Drew (Felkins kick)	10-64/5:25/13-0
3rd	10:13	PSU	Warren, Tyler 8 yd pass from Pribula, Beau (Pass - Allard to Lambert-Smith)	7-51/3:17/21-0
	4:13	PSU	Pribula, Beau 2 yd rush (Felkins kick)	6-74/3:01/28-0
4th	12:29	PSU	Johnson, Theo 21 yd pass from Allard, Drew (Felkins kick)	3-28/1:43/35-0
	7:58	PSU	Singleton, Nicholas 14 yd rush (Sahaydak kick)	4-58/2:11/42-0

TEAM STATS

	PSU	MSU
First Downs	23	5
Rushing Yards	283	-35
Passing Yards	303	88
Passing (C-A-Int)	19-28-0	12-20-1
Total Offense	586	53
Plays	67	47
Fumbles (#-Lost)	0-0	0-0
Penalties (#-Yards)	4-30	6-30
Possession Time	35:50	24:10
3rd-Down Conv.	4-11	2-13
Red Zone	6-6	0-0
Touchdowns	6	0
Field goals	0	0

OTHER

Time of Game		3:06
Penn State	10-2, 7-2 Big Ten	
Michigan State	4-8, 2-7 Big Ten	

GAME RECAP

DETROIT, Mich. — No. 11 Penn State dominated Michigan State in the Land Grant Trophy game, out-gaining the Spartans 586 to 53 en route to a 42-0 shutout victory at Ford Field.

It was the combination of outstanding offense and stifling defense that led the Nittany Lions to the win in their first Black Friday matchup since the 1982 season. Penn State produced 10 20-plus yard plays on offense and held Michigan State to -35 rushing yards on defense in the outstanding complimentary win.

Quarterback Drew Allard led the Nittany Lion offense in its dominant performance, going 17-26 for 292 yards and a pair of touchdowns. Allard tossed two 50-plus yard passes. In relief of Allard, Beau Pribula recorded both a rushing and a passing touchdown in the game.

Penn State's running back duo shined against the Spartans. Kaytron Allen posted a career-best 137 rushing yards on just 15 carries and added a receiving touchdown to his final line. Nicholas Singleton toted the ball 18 times, gaining 118 yards on the ground, including a 14-yard touchdown run. The Shillington, Pa. native also led Penn State's receiving corps with 68 yards.

Defensively, the Nittany Lions recorded their third shutout win of the season, punishing the Spartans behind the line of scrimmage, with 12 tackles for loss in the game, including seven sacks, and yielding -35 rushing yards. Adisa Isaac led the Nittany Lions with seven total tackles.

HOW IT HAPPENED

The Nittany Lions got on the board on their opening drive on a 49-yard field goal by Alex Felkins.

A 53-yard catch-and-run by Singleton had the Nittany Lions rolling two drives later, as they went 71 yards on the eight-play trip down the field and tacked on another field goal.

Penn State scored its first touchdown on the day on its next drive as Allard found Allen on a two-yard touchdown pass with 4:51 to play in the opening half. The Nittany Lions drove 64 yards on 10 plays before Allard threw his 21st touchdown pass of the season to put the Nittany Lions up 13-0. Penn State would take its 13-point lead into the locker room.

An 8-yard touchdown pass by Pribula to Tyler Warren extended the Penn State lead at the 10:13 mark of the third quarter. The Nittany Lions converted a two-point conversion with a pass from Allard to Lambert-Smith to go up 21-0 on the Spartans.

Penn State scored once again, this time on a drive sparked by a 60-yard pass from Allard to Omari Evans. Evans was tripped up at the Michigan State two-yard line on his long reception, but a rushing touchdown by Pribula capped off the Nittany Lions' six-play, 74-yard scoring drive. Penn State established its 28-0 advantage at the 4:13 mark of the third quarter.

Early in the fourth quarter, Allard tacked on another touchdown to his line, this time a 21-yard strike to Theo Johnson with 12:29 left to play. On the heels of a 38-yard punt return by Daequan Hardy, the Nittany Lions needed to go just 28 yards to find the end zone.

A 14-yard rushing score by Singleton put Penn State up 42-0 with 7:58 to play. The Nittany Lions would hold on and complete the shutout, 42-0.

INDIVIDUAL STATISTICS

RUSHING (ATT-YDS-TD)

Penn State—Allen, Kaytron 15-137; Singleton, Nicholas 18-118-1; Potts, Trey 2-33; Pribula, Beau 1-2-1; Allard, Drew 3-(-7).
Michigan State—Carter, Nate 8-39; Mangham, Jaren 4-6; Primm, Davion 3-1; Joiner, Harold 1-(-1); Schorfhaar, Andrew 1-(-7); Brown, Alante 2-(-11); Houser, Katin 7-(-41); TEAM 1-(-21).

PASSING (CMP-ATT-TD-INT-YDS)

Penn State—Allard, Drew 17-26-2-0-292; Pribula, Beau 2-2-1-0-11.
Michigan State—Houser, Katin 11-19-0-1-87; Schorfhaar, Andrew 1-1-0-0-1.

Notes

- The Nittany Lions improved to 18-10 in Land Grant Trophy games.
- Penn State played its first ever game in Ford Field.
- The Nittany Lions are 47-14-2 all-time when playing in an NFL stadium, including 33-5-2 in regular season games.
- Penn State earned its first ever shutout against the Spartans.
- The Nittany Lions had two shutouts against Big Ten opponents (31-0 vs. Iowa; 42-0 at Michigan State) for the first time since 2021 (24-0 vs. Indiana; 28-0 vs. Rutgers).
- Penn State earned its third shutout this season (31-0 vs. Iowa; 63-0 vs. UMass; 42-0 at Michigan State).
- Penn State posted three shutouts in a season for the first time since 1978 (19-0 at Ohio State; 58-0 vs. TCU; 30-0 at Kentucky).
- Penn State reached 10 wins in a season for the 26th time in program history and 10 regular season wins for the 21st time in program history.
- Penn State had 10 offensive plays of 20+ yards in the game. Entering the game, Penn State's season high was five offensive plays of 20+ yards (against West Virginia and Rutgers).
- The 10 plays of 20+ yards included five passing and five rushing plays. Penn State had three plays of 50+ yards and four plays of 40+ yards.
- RB Kaytron Allen (137) and RB Nicholas Singleton (118) both went over 100 rushing yards. Penn State had two players with over 100 rushing yards in a game for the first time since 2019 against Rutgers (Will Lewis, 108; Journey Brown, 103).
- Penn State held Michigan State to 53 total yards, marking the second time this season holding an opponent to 76 or fewer yards (76 vs. Iowa).
- Since 1947, the 53 total yards are Penn State's fourth-fewest allowed in a game (-47 vs. Syracuse, 1947; 25 vs. Temple, 1947; 43 vs. Pitt, 1947) and the fewest allowed in a game in the James Franklin era.
- Since 2000, Penn State and TCU (2017 vs. Jackson State and Kansas) are the only FBS schools to hold multiple opponents to 76 total yards or fewer in a single season. Penn State is the only team to do so against two conference opponents.
- Penn State limited Michigan State to -35 rushing yards. The Nittany Lions have held two opponents under -35 rushing yards in 2023 (-49 at Maryland), the two-lowest single-game totals in the FBS this season.
- Since 2000, Penn State is the only FBS school to hold multiple opponents to -35 rushing yards or fewer in a single season.
- Since 1947, the -35 rushing yards are Penn State's third-fewest allowed in a game.
- Penn State held the Spartans to five first downs. Penn State held three opponents to five or less first downs in 2023 (5 vs. Delaware, 4 vs. Iowa).

TOP RECEIVERS (REC-YDS-TD)

Penn State—Johnson, Theo 4-59-1; Cephas, Dante 3-36; Allen, Kaytron 3-17-1; Singleton, Nicholas 2-68; Warren, Tyler 2-22-1; Evans, Omari 1-60; Lambert-Smith, KeAndre 1-22; Dinkins, Khalil 1-11; Potts, Trey, 1-5; Meiga, Malick 1-3.
Michigan State—Carr, Maliq 4-34; Foster Jr., Montorie 2-35; Fitzpatrick, Christian 2-15; Carter, Nate 2-1; Henry, Tyrell 1-2; Masunas, Michael 1-1.

TOP TACKLERS (UA-A-T)

Penn State—Isaac, Adisa 5-2-7; King, Kobe 3-2-5; Winston Jr., Kevin 2-2-4; Carter, Abdul 3-0-3; Reed, Jaylen 2-11-3; Miller, Cam 2-1-3; Jacobs, Curtis 1-2-3; DeLuca, Dominic 1-2-3; Wylie, Keon 2-0-2; Dixon, Johnny 1-1-2; Elsdon, Tyler 0-2-2.
Michigan State—Hall, Jordan 4-8-12; Grose, Angelo 5-5-10; Haladay, Cal 3-7-10; Mangham, Jaden 4-1-5; Brule, Aaron 1-4-5; Majeed, Khalil 1-4-5; Sami, Jalen 0-5-5; Alexander, Aaron 1-3-4; Kimbrough, Chester 2-1-3; Harmon, Derrick 0-3-3.



25

GAME 13
PENN STATE VS. OLE MISS

38



MERCEDES-BENZ STADIUM | ESPN | 12/30/23 | 71,230



GAME RECAP

ATLANTA - No. 10 Penn State (10-3, 7-2 Big Ten) fell, 38-25, to No. 11 Ole Miss (11-2, 6-2 SEC) in the Chick-fil-A Peach Bowl at Mercedes-Benz Stadium.

Penn State put up 510 yards of total offense in the game, its third-highest mark ever in a bowl game. Quarterback Drew Allar completed 19-of-39 pass attempts for 295 yards, two touchdowns, and an interception in his first bowl game start. Beau Pribula's touchdown pass was his only pass attempt of the day, although he did convert a two-point conversion try in the fourth quarter with a toss to Nicholas Singleton.

Tight end Tyler Warren led the Nittany Lion pass-catchers, recording five grabs for a career-best 127 yards, including a 75-yard catch-and-run in the first quarter that set up a receiving touchdown for fellow tight end Theo Johnson. Johnson caught two passes for 16 yards and a score. Singleton complemented the two tight ends with four catches for 86 yards and a score. His day was highlighted by a 48-yard touchdown reception from Pribula in the second quarter. Harrison Wallace III rounded out the Nittany Lion receivers with four grabs for 67 yards and a touchdown.

Kaytron Allen fronted Penn State's rushing effort, recording 51 yards on 10 carries. Singleton posted 50 yards on eight carries, as both backs averaged over five yards per carry.

Penn State's defense posted 10 tackles for loss in the game, with nine Nittany Lions each posting a full tackle for loss. Kevin Winston Jr. paced the Nittany Lion defense with nine total tackles. Miller also recorded a career-high three pass breakups in his first collegiate start for the Nittany Lions.

HOW IT HAPPENED

The Nittany Lions forced a three-and-out on the first possession of the game and took control of the ball at their own 32-yard line following an Ole Miss punt. Penn State's offense constructed a 10-play, 64-yard scoring drive to go up 3-0 on the Rebels at the 9:17 mark of the opening quarter. A 26-yard field goal by Alex Felkins marked the first points of the game.

Ole Miss tied the game at three apiece on their next trip down the field. The Rebels went 56 yards on eight plays, finishing with a 36-yard field goal to tie the game with 7:16 left in the first quarter.

The Rebels scored the first touchdown of the game with 30 seconds left in the first quarter to take a 10-3 lead over Penn State.

On the following drive, a 75-yard pass to Warren from Allar set Penn State up with a first down at the Ole Miss 5-yard line. Allar tossed a 2-yard, fourth-and-goal pass to Johnson for the Nittany Lions' first touchdown of the game.

A 45-yard field goal for Ole Miss gave it a 13-10 advantage with 10:33 left in the first half.

The Rebels recorded their second touchdown of the afternoon on their next drive, extending their lead to 20-10 with under five minutes to play in the opening half. Ole Miss scored on a 37-yard touchdown pass by Jaxson Dart to Caden Prieskorn.

Penn State answered immediately with a 75-yard touchdown drive of its own that spanned just four plays and took 2:13 off the clock. Pribula tossed a 48-yard touchdown pass to Singleton to bring the Nittany Lions back within three of Ole Miss with 2:45 left on the clock in the first half.

Ole Miss knocked through a 52-yard field goal to open the scoring in the second half, extending its lead to six points at the 10:48 mark of the third quarter. On their next drive, the Rebels added a touchdown plus a two-point conversion to go up 31-17 with 4:10 left in the third quarter. Ole Miss took 10 plays to go 82 yards on their sixth scoring drive of the day.

The Rebels tacked on a fourth-quarter touchdown to go up 38-17 with 6:29 left to play.

Allar threw his second touchdown pass of the day, this time a 14-yard score to Harrison Wallace III, and Pribula converted the ensuing two-point conversion try with a pass to Singleton, to cut the Ole Miss lead to 38-25 with 4:14 left to play.

Notes

- Penn State lost its first ever matchup against Ole Miss.
- The Nittany Lions are 25-25 all-time against current members of the SEC.
- Penn State is 9-11 in bowl games against SEC opponents.
- CB Cam Miller made his first career start.
- Penn State lost its first ever appearance in the Chick-fil-A Peach Bowl.
- The Nittany Lions played in its 16th different bowl game and has now played in each of the New Year's Six Bowls.
- Penn State is 13-6-1 all-time in December bowl games.
- Penn State's 510 total yards were its third-most in a bowl game, behind only 545 in the 2017 Fiesta Bowl vs. Washington and 529 in the 2019 Cotton Bowl vs. Memphis.
- Penn State's 343 passing yards were the second-most in a bowl game, trailing only 371 yards in the 2014 Pinstripe Bowl vs. Boston College.
- QB Drew Allar's 75-yard completion to TE Tyler Warren in the first quarter was Penn State's second-longest pass play in a bowl game.
- The 75-yard play is also the seventh-longest offensive play in Penn State bowl history.
- Warren finished the game with a Penn State tight end bowl-record 127 receiving yards. Penn State's previous best by a tight end in a bowl game was 88 receiving yards by Andrew Quarless against LSU in the 2010 Capital One Bowl.
- The Nittany Lions snapped a streak of 17-straight games allowing 24 or less points, dating back to the Indiana game in 2022.
- Penn State has not allowed a special teams touchdown in 61-straight games, dating back to the start of the 2019 season.
- The Nittany Lions collected 400+ total yards for the sixth time and 500+ total yards for the third time in 2023.
- Penn State threw for 343 yards.
- Penn State went three-for-three in the red zone and finished the season 61-for-63 (96.8%).
- With CB Elliot Washington II's solo tackle for loss, Penn State finished the season with 25 players tallying at least a full tackle for loss.

SCORING SUMMARY

	1	2	3	4	OT	F
MISS	10	10	11	7	-	38
PSU	3	14	0	8	-	25

1st	9:17	PSU	Felkins, Alex 26 yd field goal	10-64/4:58/3-0
	7:16	OLE	Davis, Caden 36 yd field goal	8-56/2:01/3-3
	0:30	OLE	Prieskorn, Caden 6 yd pass from Dart, Jaxson (Davis kick)	10-77/3:31/3-10
2nd	13:34	PSU	Johnson, Theo 2 yd pass from Allar, Drew (Felkins kick)	6-75/1:56/10-10
	10:33	OLE	Davis, Caden 45 yd field goal	9-52/2:55/10-13
	4:58	OLE	Prieskorn, Caden 38 yrd pass from Dart, Jaxson (Davis kick)	9-83/4:03/10-20
	2:45	PSU	Singleton, Nicholas 48 yd pass from Pribula, Beau (Felkins kick)	4-75/2:13/17-20
3rd	10:48	OLE	Davis, Caden 52 yd field goal	9-40/2:45/17-23
	4:10	OLE	Judkins, Quinshon 14 yd pass from Dart, Jaxson (Davis kick)	10-82/4:29/17-31
4th	6:29	OLE	Dart, Jaxson 2 yd run (Davis kick)	10-65/4:26/17-38
	4:14	PSU	Wallace III, Harrison 14 yd pass from Allar, Drew (2pt try good)	4-70/0:54/25-38

TEAM STATS

	MISS	PSU
First Downs	30	21
Rushing Yards	146	167
Passing Yards	394	343
Passing (C-A-Int)	26-41-0	20-40-1
Total Offense	540	510
Plays	88	68
Fumbles (#-Lost)	1-0	1-1
Penalties (#-Yards)	5-26	6-50
Possession Time	33:38	26:22
3rd-Down Conv.	7-18	6-15
Red Zone	4-4	3-3
Touchdowns	4	3
Field goals	3	1

OTHER

Time of Game	3:53
Penn State	10-3, 7-2 Big Ten
Ole Miss	11-2, 7-2 SEC

INDIVIDUAL STATISTICS

RUSHING (ATT-YDS-TD)

Penn State-Allen, Kaytron 10-51-0; Singleton, Nicholas 8-50-0; Allar, Drew 5-40-0; Pribula, Beau 3-16-0; Potts, Trey 2-10-0. Ole Miss-Judkins, Quinshon 34-106-0; Bentley IV, Ulysses 3-19-0; Dart, Jaxson 8-14-1; Pegues, J.J. 1-8-0; TEAM 1-(-1)-0.

PASSING (CMP-ATT-TD-INT-YDS)

Penn State-Allar, Drew 19-39-2-1-295; Pribula, Beau 1-1-1-0-48. Ole Miss-Dart, Jaxson 25-40-3-0-379; Watkins, Jordan 1-1-0-0-15

TOP RECEIVERS (REC-YDS-TD)

Penn State-Warren, Tyler 5-127-0; Singleton, Nicholas 4-86-1; Wallace III, Harrison 4-67-1; Clifford, Liam 3-25-0; Johnson, Theo 2-16-1; Dinkins, Khalil 1-12-0; Allar, Drew 1-10-0. Ole Miss-Prieskorn, Caden 10-136-2; Harris, Tre 7-134-0; 3-61-0; Lee, Cayden 3-29-0; Dart, Jaxson 1-15-0; Judkins, Quinshon 1-14-1; Wolfe, Hudson 1-5-0

TOP TACKLERS (UA-A-T)

Penn State-Winston Jr., Kevin 4-6-10; Hardy, Daequan 3-4-7; Rojas, Tony 2-4-6; Miller, Cam 4-1-5; King, Kobe 5-0-5; Deluca, Dominic 2-2-4; Tracy, Zion 2-2-4; J-Thomas, Dvon 3-4-1; Ellis, Keaton 1-2-3; Carter, Abdul 1-2-3; Wylie, Keon 3-0-3; Dennis-Sutton, Dani 2-1-3; Beamon, Hakeem 2-1-3. Ole Miss-Washington, Trey 8-0-8; Ivey, Jared 3-2-5; Saunders Jr., John 3-1-4; Tennon, Ladarius 2-2-4; Anthony, Daijahn 3-0-3; Jean-Baptiste, Jeremiah 3-0-3; Cistrunk, Ashanti 2-1-3; Ukwu, Isaac 1-2-3

2023 SEASON IN REVIEW

2023 BIG TEN RECAP

BIG TEN CONFERENCE STANDINGS

EAST DIVISION	CONFERENCE GAMES					ALL GAMES							
	W	L	Pct.	PF	PA	W	L	Pct.	H	A	N	PF	PA
Michigan	9	0	1.000	355	107	15	0	.929	7-0	5-0	3-0	538	156
Ohio State	8	1	.889	279	101	11	2	.846	6-0	5-1	0-1	397	146
Penn State	7	2	.778	282	115	10	3	.769	6-1	3-1	1-1	471	175
Maryland	4	5	.444	237	239	8	5	.615	4-3	3-2	1-0	386	292
Rutgers	3	6	.333	148	226	7	6	.538	5-2	1-4	1-0	302	376
Michigan State	2	7	.222	108	278	4	8	.333	3-3	1-4	0-1	191	340
Indiana	1	8	.111	182	304	3	9	.250	3-3	0-5	0-1	266	359
WEST DIVISION	W	L	Pct.	PF	PA	W	L	Pct.	H	A	N	PF	PA
Iowa	7	2	.778	131	109	10	4	.714	6-1	4-1	0-2	216	207
Northwestern	5	4	.556	198	221	8	5	.615	5-2	2-3	1-0	287	293
Wisconsin	5	4	.556	179	165	7	6	.538	4-3	3-2	0-1	305	262
Minnesota	3	6	.333	139	158	6	7	.462	4-3	1-4	1-0	216	219
Illinois	3	6	.333	208	274	5	7	.417	3-4	2-3	0-0	287	365
Nebraska	3	6	.333	218	274	5	7	.417	4-3	1-4	0-0	294	353
Purdue	3	6	.333	169	262	4	8	.333	3-4	1-4	0-0	272	347

BIG TEN INDIVIDUAL STAT LEADERS

RUSHING	G	ATT.	YARDS	AVG.	TD	LONG	AVG./G
1. Monangai, Kyle - RU	13	242	1262	5.21	8	55	97.08
2. Henderson, TreVeyon - OSU	10	156	926	5.94	11	75	92.60
3. Allen, Braelon - Wisc	11	181	984	5.44	12	52	89.45
4. Corum, Blake - Mich	15	258	1245	4.83	27	59	83.00
5. Allen, Kaytron - PSU	13	172	902	5.24	6	50	69.38
PASSING AVG./GAME	G	C-A-I	YARDS	TD	AVG		
1. Tagovailoa, Taulia - MD	12	290-437-11	3377	25	281.42		
2. McCord, Kyle - OSU	12	229-348-6	3170	24	264.17		
3. Card, Hudson - Purdue	11	215-365-8	2387	15	217.00		
4. Altmyer, Luke - Illini	9	175-270-10	1883	13	209.22		
5. Mordecai, Tanner - Wisc	10	204-314-4	2066	9	206.60		
6. Allar, Drew - PSU	13	233-389-2	2631	25	202.38		
PASS EFFICIENCY	G	C-A-I	YARDS	TD	RATING		
1. McCarthy, J.J. - Mich	15	240-332-4	2991	22	167.42		
2. McCord, Kyle - OSU	12	229-348-6	3170	24	161.63		
3. Tagovailoa, Taulia - MD	12	290-437-11	3377	25	145.12		
4. Allar, Drew - PSU	13	233-389-2	2631	25	136.89		
5. Altmyer, Luke - Illini	9	175-270-10	1883	13	131.88		
RECEPTIONS/GAME	G	REC.	YARDS	TD	LONG	YPG	REC/G
1. Williams, Isaiah - Illini	12	82	1055	5	67	87.92	6.83
2. Pauling, Will - Wisc	13	74	837	6	53	64.38	5.69
3. Harrison Jr., Marvin - OSU	12	67	1211	14	75	100.92	5.58
4. Jackson, Daniel - MINN	13	59	831	8	39	63.92	4.54
5. Dyches, Corey - MD	11	49	491	2	44	44.64	4.45
RECEIVING YARDS	G	REC.	YARDS	TD	LONG	AVG./C	AVG./G
1. Harrison Jr., Marvin - OSU	12	67	1211	14	75	18.07	100.92
2. Williams, Isaiah - Illini	12	82	1055	5	67	12.87	87.92
3. Pauling, Will - Wisc	13	74	837	6	53	11.31	64.38
4. Jackson, Daniel - MINN	13	59	831	8	39	14.08	63.92
5. Jones, Jashaun - MD	13	56	790	4	64	14.11	60.77
TOTAL OFFENSE	G	RUSH	PASS	PLAYS	TOTAL	YDS./G	
1. Tagovailoa, Taulia - MD	12	18	3377	505	3395	282.92	
2. McCord, Kyle - OSU	12	-65	3170	380	3105	258.75	
3. Altmyer, Luke - Illini	9	282	1883	364	2165	240.56	
4. Mordecai, Tanner - Wisc	10	302	2066	404	2368	236.80	
5. Card, Hudson - Purdue	11	203	2387	458	2590	235.45	
6. Allar, Drew - PSU	13	206	2631	463	2837	218.23	

SCORING	G	TD	FG	XP	2XP	PTS.	PTS./G	
1. Corum, Blake - Mich	15	28	0	0	0	168	11.20	
2. Felkins, Alex - PSU	13	0	19	47	0	104	8.00	
3. Turner, James - Mich	15	0	18	65	0	119	7.93	
4. Harrison Jr., Marvin - OSU	12	15	0	0	0	90	7.50	
5. Fielding, Jayden - OSU	13	0	16	49	0	97	7.46	
SCORING (KICK)	G	PATS	FG/A	PTS.	PTS./G			
1. Felkins, Alex - PSU	13	47-47	19-24	104	8.00			
2. Turner, James - Mich	15	65-66	18-21	119	7.93			
3. Fielding, Jayden - OSU	13	49-50	16-20	97	7.46			
4. Kesich, Dragan - MINN	13	27-27	23-27	96	7.38			
5. Howes, Jack - MD	13	46-47	13-19	85	6.54			
PUNT RETURN AVERAGE	G	NO.	YARDS	TD	LONG	AVG.		
1. Morgan, Semaj - Mich	15	3	101	0	87	33.67		
2. Hardy, Daequan - PSU	11	17	248	2	68	14.59		
3. Redding, Quentin - MINN	13	6	81	0	27	13.50		
KICK RETURN AVERAGE	G	NO.	YARDS	TD	LONG	AVG.		
1. Rochelle, Rashad - RU	12	4	165	0	88	41.25		
2. Downing, Dylan - Purdue	12	2	60	0	49	30.00		
3. Tyus III, Anthony - NU	12	1	30	0	30	30.00		
ALL PURPOSE YARDS	G	RUSH	RCV	PR	KR	YARDS	YDS./G	
1. Singleton, Nicholas - PSU	13	752	308	0	313	1373	105.62	
2. Corum, Blake - Mich	15	1245	117	0	0	1362	90.80	
3. Monangai, Kyle - RU	13	1262	78	0	0	1340	103.08	
4. Tracy Jr., Tyrone - Purdue	11	716	132	14	408	1270	115.45	
5. Harrison Jr., Marvin - OSU	12	26	1211	0	0	1237	103.08	
PUNTING	G	NO.	YARDS	LONG	I20	50+	TB	AVG
1. Taylor, Tory - Iowa	14	93	4479	67	32	40	7	48.16
2. Eckley, Ryan - MSU	12	55	2576	67	23	24	2	46.84
3. Evans, James - IND	12	57	2612	70	15	22	6	45.82
4. Thompson, Riley - PSU	13	50	2290	56	17	15	2	45.80
5. Mirco, Jesse - OSU	13	50	2174	72	18	13	1	43.48

BIG TEN INDIVIDUAL STAT LEADERS

► FIELD GOALS MADE						
	G	MADE	ATT.	LONG	PCT.	AVG./G
1. Kesich, Dragan - MINN	13	23	27	54	85.19	1.77
2. Felkins, Alex - PSU	13	19	24	50	79.17	1.46
3. Stevens, Drew - Iowa	14	18	26	53	69.23	1.29
4. Patel, Jai - RU	12	15	18	51	83.33	1.25
5. Fielding, Jayden - OSU	13	16	20	47	80.00	1.23

► FIELD GOAL PERCENTAGE					
	G	MADE	ATT.	LONG	PCT
1. Turner, James - Mich	15	18	21	50	85.71
2. Kesich, Dragan - MINN	13	23	27	54	85.19
3. Patel, Jai - RU	12	15	18	51	83.33
4. Fielding, Jayden - OSU	13	16	20	47	80.00
5. Felkins, Alex - PSU	13	19	24	50	79.17

► TACKLES					
	G	SOLO	ASST.	TOTAL	AVG./G
1. Higgins, Jay - Iowa	14	79	92	171	12.21
2. Gallagher, Bryce - NU	13	46	74	120	9.23
3. Wohler, Hunter - Wisc	13	74	46	120	9.23
4. Casey, Aaron - IND	12	78	31	109	9.08
5. Thieneman, Dillon - Purdue	12	74	32	106	8.83
6. Mueller, Xander - NU	13	55	55	110	8.46
7. Eichenberg, Tommy - OSU	10	41	41	82	8.20
8. Jackson, Nick - Iowa	14	51	59	110	7.86
9. Haladay, Cal - MSU	12	41	50	91	7.58
10. Jennings, Deion - RU	13	41	54	95	7.31

► SACKS/GAME					
	G	SOLO	ASST.	TOTAL	AVG./G
1. Scourton, Nic - Purdue	11	9	2	10	0.91
2. Evans, Joe - Iowa	14	9	1	9.5	0.68
3. Newton, Jer'Zhan - Illini	12	7	1	7.5	0.63
Jenkins, Kydran - Purdue	12	7	1	7.5	0.63
Joyner, Jah - MINN	13	7	1	7.5	0.58
Isaac, Adisa - PSU	13	6	3	7.5	0.58
7. Casey, Aaron - IND	12	6	1	6.5	0.54
Sawyer, Jack - OSU	13	6	1	6.5	0.50
8. Coleman, Seth - Illini	12	6	0	6	0.50
Saka, Anto - NU	11	5	1	5.5	0.50
Butler, Jimari - Nebr	11	4	3	5.5	0.50
Reimer, Luke - Nebr	10	4	2	5	0.50

► TACKLES FOR LOSS				
	G	TOTAL	YARDS	AVG./G
1. Aaron Casey - IND	12	20.0	82	1.67
2. Adisa Isaac - PSU	13	16.0	77	1.23
3. Kydran Jenkins - Purdue	12	15.5	80	1.29
4. Nic Scourton - Purdue	11	15.0	109	1.36
5. Joe Evans - Iowa	14	13.5	52	0.96
6. Andre Carter - IND	12	11.0	44	0.92
C.J. Goetz - Wisc	13	11.0	41	0.85
8. Xander Mueller - NW	13	10.5	45	0.81
9. Jack Sawyer - OSU	13	10.0	46	0.77
Darryl Peterson - Wisc	13	10.0	34	0.77
Tyleik Williams - OSU	13	10.0	19	0.77

► PASSES DEFENDED						
	G	PBU	INT.	TOTAL	AVG./G	
1. Scott, Xavier - Illini	12	11	2	13	1.08	
Hill, Tommi - Nebr	12	9	4	13	1.08	
3. Hallman, Ricardo - Wisc	13	5	7	12	0.92	
4. Burke, Denzel - OSU	11	9	1	10	0.91	
5. Longerbeam, Robert - RU	13	10	1	11	0.85	
6. Proctor, Josh - OSU	11	8	1	9	0.82	
Hardy, Daequan - PSU	11	7	2	9	0.82	
8. Sainristil, Mike - Mich	15	6	6	12	0.80	
9. Castro, Sebastian - Iowa	14	8	3	11	0.79	
10. Tatum, Dillon - MSU	9	7	0	7	0.78	

► INTERCEPTIONS AVG./GAME						
	G	NO.	YARDS	TD	LONG	AVG./G
1. Hallman, Ricardo - Wisc	13	7	152	1	95	0.54
2. Still, Tarheeb - MD	10	5	29	0	19	0.50
3. Thieneman, Dillon - Purdue	12	6	58	0	32	0.50
4. Nubin, Tyler - MINN	12	5	66	0	52	0.42
5. Sainristil, Mike - Mich	15	6	232	2	81	0.40
6. Mangham, Jaden - MSU	11	4	14	0	10	0.36
7. Johnson, Will - Mich	12	4	80	1	36	0.33
8. Hill, Tommi - Nebr	12	4	17	0	7	0.33
9. Miller, Glendon - MD	13	4	59	1	44	0.31
10. Melton, Max - RU	12	3	5	0	3	0.25

► FORCED FUMBLES			
	G	NO.	AVG./G
1. Rosiek, Dylan - Illini	12	4	0.33
2. Casey, Aaron - IND	12	3	0.25
3. Moore, Louis - IND	12	3	0.25
4. Robinson, Chop - PSU	10	2	0.20
5. Barrett, Michael - Mich	15	3	0.20
6. Odeluga, Kenenna - Illini	11	2	0.18
7. Brus, Braydon - NU	11	2	0.18
8. Lynam, Tamon - Nebr	12	2	0.17
9. Brown, Omar - Nebr	12	2	0.17
10. Nicholson, Tahveon - Illini	12	2	0.17

► FUMBLES RECOVERED			
	G	NO.	AVG./G
1. Njongmeta, Maema - Wisc	13	3	0.23
2. Odeluga, Kenenna - Illini	11	2	0.18
3. Brevard, Cole - Purdue	12	2	0.17
4. Jenkins, Kydran - Purdue	12	2	0.17
5. Haladay, Cal - MSU	12	2	0.17
6. Stevens, Antonio - Purdue	12	2	0.17
7. Greeley, Sean - MD	12	2	0.17
8. Sanguinetti, Josh - IND	12	2	0.17
9. Jacobs, Curtis - PSU	13	2	0.15
10. Longerbeam, Robert - RU	13	2	0.15

BIG TEN TEAM STAT RANKINGS (TOP FIVE)

► TEAM OFFENSE

Scoring Offense	1st, 36.23
Total Offensive Plays	1st, 928
Total Offensive Yards	3rd, 5,198
Offensive Touchdowns	2nd, 56
Rushing Yards	2nd, 2,403
Rushing Yards Per Game	1st, 184.85
Rushing Touchdowns	2nd, 26
Yards Per Carry	1st, 4.67
Passing Yards	6th, 2,795
Passing Efficiency	4th, 139.41
Passing Yards Per Game	5th, 215.00
Completion Percentage	8th, 59.56
Yards Per Attempt	6th, 6.77
Passing Touchdowns	1st, 30
Sacks Allowed (Least)	2nd, 16
Red Zone Offense (Scoring Percentage)	1st, 95.31

► TEAM DEFENSE

Total Defense (Yds/Game - Least)	2nd, 247.62
Scoring Defense	3rd, 13.5
Rushing Defense (Total Yards Allowed-Least)	1st, 982
Yards Per Carry (Least)	1st, 2.26
Sacks	1st, 49
Pass Defense Efficiency (Least)	4th, 116.44
Pass Defense (YPG Allowed - Least)	4th, 172.08
Interception Return Average	3rd, 14.75
Fumble Recoveries	1st, 12
Turnover Margin	2nd, +16
Opp. 1st Downs (Avg/Game - Least)	2nd, 13.92

► SPECIAL TEAMS

PATs Made	2nd, 54
FG Made	T-2nd, 19
Net Punting	2nd, 42.90
Punt Return TDs	T-1st, 2
Punt Return Average	2nd, 11.2
Kick Return Average	5th, 23.25

BIG TEN CONFERENCE

BIG TEN CHAMPIONS



1994



2005



2008



2016

Since its inception in 1896, the pursuit and attainment of academic excellence has been a priority for every Big Ten member institution. But maintaining the conference's standard of competing at the highest level in athletics also endures as an important component of the Big Ten experience. Striking that balance between academics and athletics is integral to the Big Ten's identity. Recognized as one of intercollegiate sports' most successful undertakings, the Big Ten strives for success from its students not only on the field and in the classroom, but around the world as well.

PREMIER ACADEMIC INSTITUTIONS

- The Big Ten Academic Alliance is an academic consortium of all 14 Big Ten universities, which is widely considered to be the model for effective and voluntary collaboration among top research universities.
- Every Big Ten Academic Alliance institution ranks among the top 70 universities in the nation according to the 2022 Academic Ranking of World Universities, including six in the top 30.
- The Big Ten leads all conferences with more than 1,900 Academic All-Americans, including 48 honorees during the 2021-22 academic year.
- Big Ten Academic Alliance schools annually conduct \$10 billion in funded research, \$5 billion more than any other conference.

A HISTORY OF ATHLETIC SUCCESS

- Big Ten schools have won at least five national championships in 24 of the last 28 years, averaging nearly seven per year during that span.
- Since the 2005-06 academic year, current Big Ten institutions have claimed 109 team national championships in 26 different sports.

BROAD-BASED PROGRAMMING

- The Big Ten will administer more than \$240 million in direct financial support to more than 9,800 students competing in intercollegiate athletics for more than 11,000 participation opportunities on 350 teams in 42 different sports.
- The Big Ten sponsors 28 official conference sports, 14 for men and 14 for women, including the addition of men's ice hockey and men's and women's lacrosse in this decade.
- The Big Ten leads the nation in total students competing in intercollegiate athletics and participation opportunities, and sponsors more official sports than all conferences except the Ivy League.
- More than 1,500 Big Ten competitors have participated in the Olympics, winning more than 500 medals, including more than 200 gold. The Big Ten Conference enjoyed its finest performance at a single Olympic Games during the 2020 Summer Olympics in Tokyo, Japan, as athletes with Big Ten ties set conference records by earning 51 total medals and 22 gold medals during the 17-day competition. All 14 Big Ten member schools had an athlete win at least one medal in Tokyo, also a first in conference history. Big Ten Olympians collected nearly 80 medals in the most recent games in PyeongChang and Beijing.

PASSIONATE FOLLOWING

- The Big Ten leads all conferences with 6.4 million alumni and nearly 580,000 students.
- Each year more than 11 million patrons attend Big Ten home contests, as the conference has led the nation in attendance for men's basketball, ice hockey, volleyball and wrestling.

LEADERS IN INNOVATION

- Took part in the nation's first bowl game, winning the 1902 Rose Bowl Game, and signed an exclusive contract with the Tournament of Roses in 1946, making it the first bowl with permanent conference affiliations.
- Awarded the first Big Ten Medal of Honor in 1915, honoring outstanding seniors who demonstrated excellence in academics and athletics.
- Formed the Big Ten Advisory Commission in 1972, enlisting former students that competed in conference athletics to serve as liaisons to the NCAA's Diversity and Inclusion Department, the Big Ten Student-Athlete Advisory Commission and other organizations.
- Became the first conference to voluntarily adopt male and female participation goals after launching its Gender Equity Action Plan in 1992.
- Implemented the first collegiate football system of instant replay in 2004, which the NCAA approved for use among all conferences in 2006.
- Launched the Big Ten Network (BTN) in 2007, the first national conference owned television network.
- Began partnering with the Ivy League to study the effects of head injuries in sports in 2012.
- Accepted Johns Hopkins University as the conference's first sport affiliate members in men's and women's lacrosse in 2013 and 2015, respectively, and added Notre Dame as a sport affiliate member in men's ice hockey in 2017.

COMMUNITY INVOLVEMENT

- For more than 30 years, through the Big Ten's SCORE (Success Comes Out of Reading Everyday) program, the conference has partnered with Chicago elementary schools to improve reading performance.
- Surrounding the Big Ten Football Championship Game and Basketball Tournaments, the conference has held numerous community initiatives, partnered with the College Football Playoff Foundation and other events such as the Big Ten Career Expo, SaturDAY of Service and Youth Football Clinics. In addition, the Big Ten has hosted a downtown 5K, collaborated with a local breast cancer awareness group and provided unique event experiences for military veterans.



Big Ten Headquarters & Conference Center
5440 Park Place; Rosemont, Ill. 60018
Telephone: 847-696-1010
www.bigten.org

Big Ten Staff

Tony Petitti	Commissioner
Kerry Kenny	Chief Operating Officer
Diane Dietz	Deputy Commissioner
Laura Anderson	Chief Financial Officer and Treasurer
Anil Gollahalli	Chief Legal Officer & General Counsel
Omar Brown	Senior Vice President, Community & Impact
Chad Hawley	Senior Vice President, Policy & Compliance
Rebecca Pany	Senior Vice President, Sports Administration
A.J. Edds	Vice President, Football Administration
Mimi Schleis	Executive Assistant to the Commissioner
Megan Kahn	Vice President, Women's Basketball
Brad Taylor	Vice President, Men's Basketball
Robin Jentes	Senior Director, Branding
Chris Althoff	Director, Creative Strategy
Jessica Ley	Associate Director, Marketing
Joe Longo	Assistant Director, Branding
Paul Kennedy	Vice President, Sports Communications
Scott Markley	Vice President, Strategic Communications
Megan Althoff	Director, Communications
David Howell	Associate Director, Communications
Daniel Jankowski	Associate Director, Communications
Candace Johnson	Associate Director, Communications
Ashley Harding	Assistant Director, Communications
Mya Perez	Assistant Director, Community & Impact
Kayla Bock	Coordinator, Community & Impact
Katie Ahrens Smith	Vice President, Policy & Compliance
Gil Grimes	Senior Director, Compliance
Fred Krauss	Director, Policy
Alexis Barnes	Assistant Director, Compliance
Madeline Russell	Executive Assistant, Compliance
Katie Egloff	Vice President, Events & Operations
Erica Holmes	Senior Director, Basketball Operations
Kaylah Hughes	Senior Director, Football Operations
Justin Jenkins	Director, Events, Operations, & Sports Administration
CJ Michie	Assistant Director, Events & Operations
Hannah Mladenik	Coordinator, Meetings & Operations
Callie Dill	Assistant Director, Ticketing Operations
Bill Rochon	Senior Director, Facilities
Rydon Walker	Assistant Director, Facilities
Jasmin Imamovic	Front Desk Security Manager
Kyle Borsheim	Controller
Cori Daizovi	Associate Director, Business Operations
Grace Delzer	Coordinator, Football Administration
Michael McCarthy	Senior IT Manager
Drew Bigelow	IT Manager
Tyler Marx	Paralegal
Brenda Hilton	Senior Director, Administration
Kylie Anderson	Executive Assistant
Tony Buyinski	Senior Director, Officiating Technology & Services
Joseph Hamatax	Director, Officiating Technology
Sam Arvaneh	Associate Director, Officiating Technology
Satvik Patel	Senior Director, People & Culture
Tim Shanahan	Senior Director, Digital & Social Media
Dennis Graham	Associate Director, Digital & Social Media
Jordan Menard	Assistant Director, Digital & Social Media
Wendy Fallen	Vice President, Sports Administration
Adam Augustine	Senior Director, Sports Administration
Logan Young	Director, Sports Administration
Noor Davis	Associate Director, Sports Administration
Janelle McDaniel	Associate Director, Olympic Sport Officiating
Katie Stankiewicz	Associate Director, Sports Administration
Eriana Henderson	Assistant Director, Sports Administration
Grace McNamara	Senior Director, Television Administration
Marcia Alterman	Coordinator of Volleyball Officials
Cien Asoera	Coordinator of Men's and Women's Soccer Officials
Patty Broderick	Coordinator of Women's Basketball Officials
Bill Carollo	Coordinator of Football Officials
Rich Fetchiet	Coordinator of Baseball Officials
Mike Hagerty	Coordinator of Wrestling Officials
Lisa Mushett	Coordinator of Tennis Officials
Steve Piotrowski	Coordinator of Ice Hockey Officials
Lance Sarabia	Coordinator of Field Hockey Officials
Mara Wager	Coordinator of Women's Lacrosse Officials
Sally Walker	Coordinator of Softball Officials
Terry Wymier	Coordinator of Men's Basketball Officials

BIG TEN CONFERENCE

LAND GRANT TROPHY

The Land Grant Trophy, established in 1993, is awarded to the winner of the Penn State-Michigan State game. It honors the universities as the nation's two pioneer land-grant schools. Each was founded in 1855: Michigan State on February 12 and Penn State on February 22. The schools were the prototypes after which the land-grant system was patterned.

The trophy features images of the schools' landmark buildings - Penn State's Old Main and Michigan State's Beaumont Tower - and replicas of the Nittany Lion and the Spartan, the schools' mascots.

1993	Penn State, 38-37
1994	Penn State, 59-31
1995	Penn State, 24-20
1996	Penn State, 32-29
1997	Michigan State, 49-14
1998	Penn State, 51-28
1999	Michigan State, 35-28
2000	Penn State, 42-23
2001	Penn State, 42-37
2002	Penn State, 61-7
2003	Michigan State, 41-10
2004	Penn State, 37-13
2005	Penn State, 31-22
2006	Penn State, 17-13
2007	Michigan State, 35-31
2008	Penn State, 49-18
2009	Penn State, 42-14
2010	Michigan State, 28-22
2014	Michigan State, 34-10
2015	Michigan State, 45-16
2016	Penn State, 45-12
2017	Michigan State, 27-24
2018	Michigan State, 21-17
2019	Penn State, 28-7
2020	Penn State, 39-24
2021	Michigan State, 30-27
2022	Penn State, 35-16
2023	Penn State, 42-0

GOVERNOR'S VICTORY BELL

Commissioned in 1993 by Pennsylvania Governor Robert Casey and Minnesota Governor Arne Carlson, the Governor's Victory Bell is presented to the winner of the Penn State-Minnesota contest.

Acting Governor Mark Singel of Pennsylvania and Carlson of Minnesota established the Governor's Victory Bell on Sept. 4, 1993, the date of the first Minnesota-Penn State game.

The trophy features a brass bell bearing the medallion of the Big Ten Conference, the state seals of Minnesota and Pennsylvania and the athletic logos of each institution.

1993	Penn State, 38-20
1994	Penn State, 56-3
1997	Penn State, 16-15
1998	Penn State, 27-17
1999	Minnesota, 24-23
2000	Minnesota, 25-16
2003	Minnesota, 20-14
2004	Minnesota, 16-7
2005	Penn State, 44-14
2006	Penn State, 28-27 (OT)
2009	Penn State, 20-0
2010	Penn State, 33-21
2013	Minnesota, 24-10
2016	Penn State, 29-26 (OT)
2019	Minnesota, 31-26
2022	Penn State, 45-17



Land Grant Trophy



Governor's Victory Bell

BROWN, KWALICK BIG TEN TROPHIES

The Big Ten initiated the presentation of 18 trophies following the 2011 season and honors some of its all-time premier football student-athletes with the newly named awards, including Penn State's Courtney Brown and Ted Kwalick.

The Big Ten awards the Smith-Brown Defensive Lineman of the Year, recognizing the Nittany Lions' Brown and Michigan State's Bubba Smith. Brown was a consensus first-team All-American in 1999, breaking school records in career tackles for loss (70), career sacks (33) and season TFL (29). The 1999 Big Ten Defensive Player of the Year, Brown was a three-time all-conference selection. Brown was the first overall pick in the 2000 National Football League Draft by the Cleveland Browns.

The conference also presents the Kwalick-Clark Tight End of the Year, honoring Penn State's Kwalick and Iowa's Dallas Clark. Kwalick was a first-team All-American in 1967 and '68 and finished fourth in balloting for the 1968 Heisman Trophy. A first-round draft choice by the San Francisco 49ers and a three-time All-Pro, Kwalick was inducted into the National Football Foundation College Football Hall of Fame in 1989.



Courtney Brown (from left), Devon Still and Ted Kwalick at the 2011 Big Ten Awards Gala.

BIG TEN STANDINGS SINCE 1993

1993	Big Ten	Overall
Ohio State	6 1 1 .813 10 1 1 .875	
Wisconsin	6 1 1 .813 10 1 1 .875	
Penn State	6 2 0 .750 10 2 0 .833	
Indiana	5 3 0 .625 8 4 0 .667	
Michigan	5 3 0 .625 8 4 0 .667	
Illinois	5 3 0 .625 8 4 0 .667	
Michigan St.	4 4 0 .500 6 6 0 .500	
Iowa	3 5 0 .375 6 6 0 .500	
Minnesota	3 5 0 .375 4 7 0 .364	
Northwestern	0 8 0 .000 2 9 0 .182	
Purdue	0 8 0 .000 1 10 0 .091	

1994	Big Ten	Overall
Penn State	8 0 0 1.000 12 0 0 1.000	
Ohio State	6 2 0 .750 9 4 0 .692	
Michigan	5 3 0 .625 8 4 0 .667	
Wisconsin	4 3 1 .563 7 4 1 .625	
Illinois	4 4 0 .500 7 5 0 .583	
Michigan St.	4 4 0 .500 5 6 0 .455	
Iowa	3 4 1 .438 5 5 1 .500	
Indiana	3 5 0 .375 6 5 0 .545	
Purdue	2 4 2 .375 4 5 2 .455	
Northwestern	2 6 0 .250 3 7 1 .318	
Minnesota	1 7 0 .125 3 8 0 .273	

1995	Big Ten	Overall
Northwestern	8 0 0 1.000 10 2 0 .833	
Ohio State	7 1 0 .875 11 2 0 .846	
Michigan	5 3 0 .625 9 4 0 .692	
Penn State	5 3 0 .625 9 3 0 .750	
Michigan St.	4 3 1 .563 6 5 1 .542	
Iowa	4 4 0 .500 8 4 0 .667	
Illinois	3 4 1 .438 5 5 1 .500	
Wisconsin	3 4 1 .438 4 5 2 .455	
Purdue	2 5 1 .313 4 6 1 .409	
Minnesota	1 7 0 .125 3 8 0 .273	
Indiana	0 8 0 .000 2 9 0 .182	

1996	Big Ten	Overall
Ohio State	7 1 .875 11 1 .917	
Northwestern	7 1 .875 9 3 .750	
Penn State	6 2 .750 11 2 .846	
Iowa	6 2 .750 9 3 .750	
Michigan	5 3 .625 8 4 .667	
Michigan State	5 3 .625 6 6 .500	
Wisconsin	3 5 .375 8 5 .615	
Purdue	2 6 .250 3 8 .273	
Minnesota	1 7 .125 4 7 .364	
Indiana	1 7 .125 3 8 .273	
Illinois	1 7 .125 2 9 .182	

1997	Big Ten	Overall
Michigan	8 0 1.000 12 0 1.000	
Ohio State	6 2 .750 10 3 .769	
Penn State	6 2 .750 9 3 .750	
Purdue	6 2 .750 9 3 .750	
Wisconsin	5 3 .625 8 5 .615	
Iowa	4 4 .500 7 5 .583	
Michigan State	4 4 .500 7 5 .583	
Northwestern	3 5 .375 5 7 .416	
Minnesota	1 7 .125 3 9 .250	
Indiana	1 7 .125 2 9 .250	
Illinois	0 8 .000 0 11 .000	

1998	Big Ten	Overall
Ohio State	7 1 .875 11 1 .917	
Wisconsin	7 1 .875 11 1 .917	
Michigan	7 1 .875 10 3 .769	
Purdue	6 2 .750 9 4 .692	
Penn State	5 3 .625 9 3 .750	
Michigan State	4 4 .500 6 6 .500	
Minnesota	2 6 .250 5 6 .455	
Indiana	2 6 .250 4 7 .364	
Illinois	2 6 .250 3 8 .273	
Iowa	2 6 .250 3 8 .273	
Northwestern	0 8 .000 3 9 .250	

1999	Big Ten	Overall
Wisconsin	7 1 .875 10 2 .833	
Michigan	6 2 .750 10 2 .833	
Michigan State	6 2 .750 10 2 .833	
Minnesota	5 3 .625 8 4 .667	
Penn State	5 3 .625 10 3 .769	
Illinois	4 4 .500 8 4 .667	
Purdue	4 4 .500 7 5 .583	
Ohio State	3 5 .375 6 6 .500	
Indiana	3 5 .375 4 7 .363	
Northwestern	1 7 .125 3 8 .273	
Iowa	0 8 .000 1 10 .090	

2000	Big Ten	Overall
Purdue	6 2 .750 8 4 .667	
Michigan	6 2 .750 9 3 .750	
Northwestern	6 2 .750 8 4 .667	
Ohio State	5 3 .625 8 4 .667	
Minnesota	4 4 .500 6 6 .500	
Penn State	4 4 .500 5 7 .471	
Wisconsin	4 4 .500 9 4 .692	
Iowa	3 5 .375 3 9 .250	
Illinois	2 6 .250 5 6 .455	
Indiana	2 6 .250 3 8 .273	
Michigan State	2 6 .250 5 6 .455	

2001	Big Ten	Overall
Illinois	7 1 .875 10 2 .833	
Michigan	6 2 .750 8 4 .667	
Ohio State	5 3 .625 7 5 .583	
Iowa	4 4 .500 7 5 .583	
Purdue	4 4 .500 6 6 .500	
Penn State	4 4 .500 5 6 .455	
Indiana	4 4 .500 5 6 .455	
Michigan State	3 5 .375 7 5 .583	
Wisconsin	3 5 .375 5 7 .417	
Northwestern	2 6 .250 4 7 .364	
Minnesota	2 6 .250 4 7 .364	

2002	Big Ten	Overall
Ohio State	8 0 1.000 14 0 1.000	
Iowa	8 0 1.000 11 2 .846	
Michigan	6 2 .750 10 3 .769	
Penn State	5 3 .625 9 4 .692	
Purdue	4 4 .500 7 6 .538	
Illinois	4 4 .500 5 7 .417	
Minnesota	3 5 .375 8 5 .615	
Wisconsin	2 6 .250 8 6 .571	
Michigan State	2 6 .250 4 8 .333	
Indiana	1 7 .125 3 9 .250	
Northwestern	1 7 .125 3 9 .250	

2003	Big Ten	Overall
Michigan	7 1 .875 10 3 .769	
Ohio State	6 2 .750 11 2 .846	
Purdue	6 2 .750 9 4 .692	
Iowa	5 3 .625 10 3 .769	
Michigan State	5 3 .625 8 5 .615	
Minnesota	5 3 .625 10 3 .769	
Northwestern	4 4 .500 6 7 .462	
Wisconsin	4 4 .500 7 6 .538	
Penn State	1 7 .125 3 9 .250	
Indiana	1 7 .125 2 10 .167	
Illinois	0 8 .000 1 11 .083	

2004	Big Ten	Overall
Iowa	7 1 .875 10 2 .833	
Michigan	7 1 .875 9 3 .750	
Wisconsin	6 2 .750 9 3 .750	
Northwestern	5 3 .625 6 6 .500	
Ohio State	4 4 .500 8 4 .667	
Purdue	4 4 .500 7 5 .583	
Michigan State	4 4 .500 5 7 .417	
Minnesota	3 5 .375 7 5 .583	
Penn State	2 6 .250 4 7 .364	
Illinois	1 7 .125 3 8 .273	
Indiana	1 7 .125 3 8 .273	

BIG TEN CONFERENCE

BIG TEN STANDINGS SINCE 1993

2005	Big Ten		Overall			
Penn State	7	1	.875	11	1	.917
Ohio State	7	1	.875	10	2	.833
Wisconsin	5	3	.625	10	3	.769
Iowa	5	3	.625	7	5	.583
Michigan	5	3	.625	7	5	.583
Northwestern	5	3	.625	7	5	.583
Minnesota	4	4	.500	7	5	.583
Purdue	3	5	.375	5	6	.455
Michigan State	2	6	.250	5	6	.455
Indiana	1	7	.125	4	7	.364
Illinois	0	8	.000	2	9	.182

2006	Big Ten		Overall			
Ohio State	8	0	1.000	12	1	.923
Wisconsin	7	1	.875	12	1	.923
Michigan	7	1	.875	11	2	.846
Penn State	5	3	.625	9	4	.692
Purdue	5	3	.625	8	6	.571
Minnesota	3	5	.375	6	7	.462
Indiana	3	5	.375	5	7	.417
Iowa	2	6	.250	6	7	.462
Northwestern	2	6	.250	4	8	.333
Michigan State	1	7	.125	4	8	.333
Illinois	1	7	.125	2	10	.167

2007	Big Ten		Overall			
Ohio State	7	1	.875	11	2	.846
Illinois	6	2	.750	9	4	.692
Michigan	6	2	.750	9	4	.692
Wisconsin	5	3	.625	9	4	.692
Penn State	4	4	.500	9	4	.692
Iowa	4	4	.500	6	6	.500
Indiana	3	5	.375	7	6	.538
Michigan State	3	5	.375	7	6	.538
Purdue	3	5	.375	8	5	.615
Northwestern	3	5	.375	6	6	.500
Minnesota	0	8	.000	1	11	.083

2008	Big Ten		Overall			
Penn State	7	1	.875	11	2	.846
Ohio State	7	1	.875	10	3	.769
Michigan State	6	2	.750	9	4	.692
Iowa	5	3	.625	9	4	.692
Northwestern	5	3	.625	9	4	.692
Minnesota	3	5	.375	7	6	.538
Wisconsin	3	5	.375	7	6	.538
Illinois	3	5	.375	5	7	.417
Purdue	2	6	.250	4	8	.333
Michigan	2	6	.250	3	9	.250
Indiana	1	7	.125	3	9	.250

2009	Big Ten		Overall			
Ohio State	7	1	.875	11	2	.846
Iowa	6	2	.750	11	2	.846
Penn State	6	2	.750	11	2	.846
Wisconsin	5	3	.625	10	3	.769
Northwestern	5	3	.625	8	5	.615
Michigan State	4	4	.500	6	7	.462
Purdue	4	4	.500	5	7	.417
Minnesota	3	5	.375	6	7	.462
Illinois	2	6	.250	3	9	.250
Michigan	1	7	.125	5	7	.417
Indiana	1	7	.125	4	8	.333

2010	Big Ten		Overall			
Ohio State	7	1	.875	12	1	.923
Michigan State	7	1	.875	11	2	.846
Wisconsin	7	1	.875	11	2	.846
Iowa	4	4	.500	8	5	.615
Penn State	4	4	.500	7	6	.538
Illinois	4	4	.500	7	6	.538
Michigan	3	5	.375	7	6	.538
Northwestern	3	5	.375	7	6	.538
Purdue	2	6	.250	4	8	.333
Minnesota	2	6	.250	3	9	.250
Indiana	1	7	.125	5	7	.417

2011	Big Ten		Overall			
Leaders Division						
Wisconsin	6	2	.750	11	3	.786
Penn State	6	2	.750	9	4	.692
Purdue	4	4	.500	7	6	.538
Ohio State	3	5	.375	6	7	.462
Illinois	2	6	.250	7	6	.538
Indiana	0	8	.000	1	11	.083
Legends Division						
Michigan State	7	1	.875	11	3	.786
Michigan	6	2	.750	11	2	.846
Nebraska	5	3	.625	9	4	.692
Iowa	4	4	.500	7	6	.538
Northwestern	3	5	.375	6	7	.462
Minnesota	2	6	.250	3	9	.250

2012	Big Ten		Overall			
Leaders Division						
Ohio State	8	0	1.000	12	0	1.000
Penn State	6	2	.750	8	4	.667
Wisconsin	4	4	.500	8	6	.571
Purdue	3	5	.375	6	7	.462
Indiana	2	6	.250	4	8	.333
Illinois	0	8	.000	2	10	.167
Legends Division						
Nebraska	7	1	.875	10	4	.714
Michigan	6	2	.750	8	5	.615
Northwestern	5	3	.625	10	3	.769
Michigan State	3	5	.375	7	6	.538
Minnesota	2	6	.250	6	7	.462
Iowa	2	6	.250	4	8	.333

2013	Big Ten		Overall			
Leaders Division						
Ohio State	8	0	1.000	12	2	.857
Wisconsin	6	2	.750	9	4	.692
Penn State	4	4	.500	7	5	.583
Indiana	3	5	.375	5	7	.417
Illinois	1	7	.125	4	8	.333
Purdue	0	8	.000	1	11	.083
Legends Division						
Michigan State	8	0	1.000	13	1	.929
Nebraska	5	3	.625	9	4	.692
Iowa	5	3	.625	8	5	.615
Minnesota	4	4	.500	8	5	.615
Michigan	3	5	.375	7	6	.538
Northwestern	1	7	.125	5	7	.417

2014	Big Ten		Overall			
East Division						
Ohio State	8	0	1.000	14	1	.933
Michigan State	7	1	.875	11	2	.846
Maryland	4	4	.500	7	6	.538
Rutgers	3	5	.375	8	5	.615
Michigan	3	5	.375	5	7	.417
Penn State	2	6	.250	7	6	.438
Indiana	1	7	.125	4	8	.333
West Division						
Wisconsin	7	1	.875	11	3	.786
Nebraska	5	3	.625	9	4	.692
Minnesota	5	3	.625	8	5	.615
Iowa	4	4	.500	7	6	.538
Illinois	3	5	.375	6	7	.462
Northwestern	3	5	.375	5	7	.417
Purdue	1	7	.125	3	9	.250

2015	Big Ten		Overall			
East Division						
Michigan State	7	1	.875	12	2	.857
Ohio State	7	1	.875	12	1	.923
Michigan	6	2	.750	10	3	.769
Penn State	4	4	.500	7	6	.538
Indiana	1	7	.125	6	7	.462
Rutgers	1	7	.125	4	8	.333
Maryland	1	7	.125	3	9	.250
West Division						
Iowa	6	0	1.000	12	2	.857
Northwestern	6	2	.750	10	3	.769
Wisconsin	6	2	.750	10	3	.769
Nebraska	3	5	.375	6	7	.462
Minnesota	2	6	.250	6	7	.462
Illinois	2	6	.250	5	7	.417
Purdue	1	7	.125	2	10	.167

2016	Big Ten		Overall			
East Division						
Penn State	8	1	.889	11	3	.786
Ohio State	8	1	.889	11	2	.846
Michigan	7	2	.778	10	3	.769
Indiana	4	5	.444	6	7	.462
Maryland	3	6	.333	6	7	.462
Michigan State	1	8	.111	3	9	.250
Rutgers	0	9	.000	2	10	.167
West Division						
Wisconsin	7	2	.778	11	3	.786
Iowa	6	3	.667	8	5	.615
Nebraska	6	3	.667	9	4	.692
Minnesota	5	4	.556	9	4	.692
Northwestern	5	4	.556	7	6	.538
Illinois	2	7	.222	3	9	.250
Purdue	2	7	.222	3	9	.250

2017	Big Ten		Overall			
East Division						
Ohio State	8	1	.889	12	2	.857
Michigan State	7	2	.778	10	3	.769
Penn State	7	2	.778	11	2	.846
Michigan	5	4	.556	8	5	.615
Rutgers	3	6	.333	4	8	.333
Indiana	2	7	.222	5	7	.417
Maryland	2	7	.222	4	8	.333
West Division						
Wisconsin	9	0	1.000	13	1	.929
Northwestern	7	2	.778	10	3	.769
Iowa	4	5	.444	8	5	.615
Purdue	4	5	.444	7	6	.538
Nebraska	3	6	.333	4	8	.333
Minnesota	2	7	.222	5	7	.417
Illinois	0	9	.000	2	10	.167

2018	Big Ten		Overall			
East Division						
Ohio State	8	1	.889	13	1	.929
Michigan	8	1	.889	10	3	.769
Penn State	6	3	.667	9	4	.692
Michigan State	5	4	.556	7	6	.538
Maryland	3	6	.333	5	7	.417
Indiana	2	7	.222	5	7	.417
Rutgers	0	9	.000	1	11	.083
West Division						
Northwestern	8	1	.889	9	5	.643
Wisconsin	5	4	.556	8	5	.615
Iowa	5	4	.556	9	4	.692
Purdue	5	4	.			



RECORDS



RUSHING RECORDS

RUSHING YARDAGE		
Game:	327	Larry Johnson at Indiana 2002
By a senior:	327	Larry Johnson at Indiana 2002
By a junior:	256	Curt Warner at Syracuse 1981
By a sophomore:	241	Curtis Enis vs. USC 1996
By a freshman:	208	Shelly Hammonds at Boston Coll. 1990
By a true freshman:	206	Eric McCoo vs. Michigan St. 1998
Half:	279	Larry Johnson vs. Michigan St. 2002 (19 carries, 1st half)
Season:	2087	Larry Johnson 2002
By a senior:	2087	Larry Johnson 2002
By a junior:	1539	Ki-Jana Carter 1994
By a sophomore:	1496	Saquon Barkley 2016
By a freshman:	1076	Saquon Barkley 2015
Career:	3932	Evan Royster 2007-10

RUSHING ATTEMPTS		
Game:	41	John Cappelletti vs. NC State 1973
Season:	286	John Cappelletti 1973
Career:	686	Evan Royster 2007-10

RUSHING AVERAGE		
Game:	44.0	Blair Thomas vs. Syracuse 1986
Season:	8.4	Blair Thomas 1986
Career:	7.2	Ki-Jana Carter 1992-94

100-YARD RUSHING GAMES		
Season:	9	Ki-Jana Carter 1994
Career:	18	Curt Warner 1979-82
Consecutive Games:	8	Curtis Enis 1997


200-YARD RUSHING GAMES		
Season:	4	Larry Johnson 2002
Career:	4	Larry Johnson 1999-2002
Consecutive Games:	3	John Cappelletti 1973

RUSHING TOUCHDOWNS		
Game:	6	Harry Robb vs. Gettysburg 1917
Half:	4	Leroy Thompson vs. Rutgers 1990
		Ki-Jana Carter vs. Michigan St. 1994
		Larry Johnson vs. Michigan St. 2002
Season:	26	Lydell Mitchell 1971
By a senior:	26	Lydell Mitchell 1971
By a junior:	23	Ki-Jana Carter 1994
By a sophomore:	18	Saquon Barkley 2016
By a freshman:	12	Nicholas Singleton 2022
Career:	43	Saquon Barkley 2015-17

CAREER RUSHING YARDAGE (1,000-YARD RUSHERS)

	Yards	Att.	TD	Player	Years
1.	3932	686	29	Evan Royster	2007-10
2.	3843	671	43	Saquon Barkley	2015-17
3.	3398	649	24	Curt Warner	1979-82
4.	3320	654	25	Tony Hunt	2003-06
5.	3301	606	21	Blair Thomas	1985-87, 89
6.	3256	565	36	Curtis Enis	1995-97
7.	3227	624	25	D.J. Dozier	1983-86
8.	2953	460	26	Larry Johnson	1999-2002
9.	2934	501	38	Lydell Mitchell	1969-71
10.	2829	395	34	Ki-Jana Carter	1992-94
11.	2818	633	26	Matt Suhey	1976-79
12.	2639	519	29	John Cappelletti	1972-73
13.	2518	497	18	Eric McCoo	1998-2001
14.	2380	382	23	Lenny Moore	1953-55
15.	2236	454	30	Charlie Pittman	1967-69
16.	2108	456	21	Zach Zwinak	2011-14
17.	2072	448	20	Booker Moore	1977-80
18.	2042	399	14	Jon Williams	1980-83
19.	2002	380	24	Franco Harris	1969-71
20.	1813	327	20	Nicholas Singleton	2022-pres.
21.	1769	339	16	Kaytron Allen	2022-pres.
22.	1756	363	29	Richie Anderson	1989-92
23.	1697	473	30	Trace McSorley	2015-18
24.	1694	305	14	Mike Archie	1992-95
25.	1678	321	9	Silas Redd	2010-11
26.	1657	323	12	Rodney Kinlaw	2004-07
	1657	355	14	Bill Belton	2011-14
28.	1649	276	12	Miles Sanders	2016-18
29.	1637	369	20	Michael Robinson	2002-05
30.	1496	372	15	Fran Rogel	1947-49
31.	1485	264	12	Roger Kochman	1959-62
32.	1480	242	14	Bob Campbell	1966-68
33.	1422	296	11	Tom Donchez	1971-74
34.	1362	313	11	Steve Geise	1975-77
35.	1351	285	14	Stephfon Green	2008-11
36.	1321	260	11	Gary Brown	1987-90
37.	1318	207	5	Akeel Lynch	2013-15
38.	1246	265	11	Steve Smith	1983-86
39.	1215	334	12	Leroy Thompson	1987-90
40.	1166	241	19	Aaron Harris	1996-99
41.	1156	215	5	Stephen Pitts	1992-95
42.	1130	276	12	Mike Guman	1976-79
43.	1103	245	8	Tony Mumford	1981-84
44.	1098	223	5	Tim Manoa	1983-86
45.	1095	222	3	Bob Torrey	1976-78
46.	1073	388	15	Sean Clifford	2018-22
47.	1062	222	6	Keyvone Lee	2020-22
48.	1060	228	10	Duane Taylor	1973-77
49.	1058	257	14	Woody Petchel	1973-75


CAREER LEADERS



Evan Royster
3932 yards



Saquon Barkley
3843 yards



Curt Warner
3398 yards

SEASON RUSHING YARDAGE (1,000-YARD RUSHERS)

	Yards	Att.	TD	Player	Year
1.	2087	271	20	Larry Johnson	2002
2.	1567	254	26	Lydell Mitchell	1971
3.	1539	198	23	Ki-Jana Carter	1994
4.	1522	286	17	John Cappelletti	1973
5.	1496	272	18	Saquon Barkley	2016
6.	1414	268	11	Blair Thomas	1987
7.	1386	277	11	Tony Hunt	2006
8.	1363	228	19	Curtis Enis	1997
9.	1341	264	5	Blair Thomas	1989
10.	1329	243	10	Rodney Kinlaw	2007
11.	1274	220	9	Miles Sanders	2018
12.	1271	217	18	Saquon Barkley	2017
13.	1241	244	7	Silas Redd	2011
14.	1236	191	12	Evan Royster	2008
15.	1210	224	13	Curtis Enis	1996
16.	1169	205	6	Evan Royster	2009
17.	1117	233	12	John Cappelletti	1972
18.	1082	136	11	Lenny Moore	1954
19.	1076	182	7	Saquon Barkley	2015
20.	1061	156	12	Nicholas Singleton	2022
21.	1047	174	6	Tony Hunt	2005
22.	1044	171	8	Curt Warner	1981
23.	1041	198	8	Curt Warner	1982
24.	1026	155	7	Ki-Jana Carter	1993
25.	1014	208	6	Evan Royster	2010
26.	1002	174	7	D.J. Dozier	1983
27.	1000	203	6	Zach Zwinak	2012

SEASON RUSHING LEADERS

Season	Player	Yards	Att.	Avg.	TD
1946	Elwood Petchel	373	71	5.0	7
1947	Fran Rogel	499	110	4.6	7
1948	Fran Rogel	602	152	4.0	5
1949	Fran Rogel	395	110	3.6	3
1950	Tony Orsini	563	146	3.9	5
1951	Ted Shattuck	579	135	4.3	4
1952	Bob Pollard	341	110	3.1	2
1953	Lenny Moore	601	108	5.6	7
1954	Lenny Moore	1082	136	8.0	11
1955	Lenny Moore	697	138	5.1	5
1956	Billy Kane	544	105	5.0	7
1957	Dave Kasperian	469	122	3.8	7
1958	Dave Kasperian	381	98	3.9	5
1959	Richie Lucas	325	99	3.3	6
1960	Jim Kerr	389	93	4.2	6
1961	Roger Kochman	666	129	5.2	6
1962	Roger Kochman	652	120	5.4	4
1963	Gary Klingensmith	450	102	4.4	3
1964	Tom Urbanik	625	134	4.7	8
1965	Dave McNaughton	884	193	4.6	7
1966	Bob Campbell	482	79	6.1	5
1967	Charlie Pittman	580	119	4.9	6
1968	Charlie Pittman	950	186	5.1	14
1969	Charlie Pittman	706	149	4.7	10
1970	Lydell Mitchell	751	134	5.6	6
1971	Lydell Mitchell	1567	254	6.2	26
1972	John Cappelletti	1117	233	4.8	12
1973	John Cappelletti	1522	286	5.3	17
1974	Tom Donchez	880	195	4.5	7
1975	Woody Petchel	621	148	4.2	5
1976	Steve Geise	560	116	4.8	3
1977	Matt Suhey	638	139	4.6	8
1978	Matt Suhey	720	184	3.9	7
1979	Matt Suhey	973	185	5.3	6
1980	Curt Warner	922	196	4.7	6
1981	Curt Warner	1044	171	6.1	8
1982	Curt Warner	1041	198	5.3	8
1983	D.J. Dozier	1002	174	5.8	7
1984	D.J. Dozier	691	125	5.5	4
1985	D.J. Dozier	723	154	4.7	4
1986	D.J. Dozier	811	171	4.7	10
1987	Blair Thomas	1414	268	5.3	11
1988	Gary Brown	689	136	5.1	6
1989	Blair Thomas	1341	264	5.1	5
1990	Leroy Thompson	573	152	3.8	8
1991	Richie Anderson	779	152	5.1	10
1992	Richie Anderson	900	195	4.6	18
1993	Ki-Jana Carter	1026	155	6.6	7
1994	Ki-Jana Carter	1539	198	7.8	23
1995	Curtis Enis	683	113	6.0	4
1996	Curtis Enis	1210	224	5.4	13
1997	Curtis Enis	1363	228	6.0	19
1998	Eric McCoo	822	127	6.5	3
1999	Eric McCoo	739	148	5.0	4
2000	Eric McCoo	692	140	4.9	5
2001	Larry Johnson	337	71	4.7	2
2002	Larry Johnson	2087	271	7.7	20
2003	Austin Scott	436	100	4.4	5
2004	Tony Hunt	777	169	4.6	7
2005	Tony Hunt	1047	174	6.0	6
2006	Tony Hunt	1386	277	5.0	11
2007	Rodney Kinlaw	1329	243	5.5	10
2008	Evan Royster	1236	191	6.5	12
2009	Evan Royster	1169	205	5.7	6
2010	Evan Royster	1014	208	4.9	6
2011	Silas Redd	1241	244	5.1	7
2012	Zach Zwinak	1000	203	4.9	6
2013	Zach Zwinak	989	210	4.7	12
2014	Akeel Lynch	678	147	4.6	4

SEASON RUSHING LEADERS

Season	Player	Yards	Att.	Avg.	TD
2015	Saquon Barkley	1076	182	5.9	7
2016	Saquon Barkley	1496	272	5.5	18
2017	Saquon Barkley	1271	217	5.9	18
2018	Miles Sanders	1274	220	5.8	9
2019	Journey Brown	890	129	6.9	12
2020	Keyvone Lee	438	89	4.9	4
2021	Keyvone Lee	530	108	4.9	2
2022	Nicholas Singleton	1061	156	6.8	12
2023	Kaytron Allen	902	172	5.2	6

GAME RUSHING YARDAGE (200-YARD RUSHERS)

	Yards	Att.	TD	Player/Game	Year
1.	327	28	4	Larry Johnson at Indiana	2002
2.	279	31	1	Larry Johnson vs. Illinois	2002
	279	19	4	Larry Johnson vs. Michigan State	2002
4.	257	23	2	Larry Johnson vs. Northwestern	2002
5.	256	26	1	Curt Warner at Syracuse	1981
6.	250	—	—	Shorty Miller vs. Carnegie Tech	1913
7.	243	14	2	Bob Pollard at Rutgers	1951
8.	241	27	3	Curtis Enis vs. USC	1996
9.	239	24	2	Bob Campbell vs. Syracuse	1968
10.	238	28	0	Curt Warner at Nebraska	1981
11.	227	27	5	Ki-Jana Carter vs. Michigan State	1994
12.	225	23	2	Matt Suhey vs. Army	1979
13.	220	41	3	John Cappelletti vs. NC State	1973
14.	214	35	1	Blair Thomas vs. Notre Dame	1987
15.	211	29	2	Lydell Mitchell at Iowa	1971
	211	23	1	Curtis Enis vs. Ohio State	1997
	211	22	0	Eric McCoo vs. Ohio State	1999
	211	28	1	Saquon Barkley at Iowa	2017
19.	210	20	3	Ki-Jana Carter at Minnesota	1994
20.	209	24	5	Lydell Mitchell vs. Maryland	1971
21.	208	24	2	Shelly Hammonds at Boston College	1990
22.	207	18	2	Saquon Barkley at Purdue	2016
23.	206	28	1	Eric McCoo vs. Michigan State	1998
24.	204	25	4	John Cappelletti vs. Ohio	1973
25.	202	37	0	John Cappelletti at Maryland	1973
	202	31	1	Saquon Barkley vs. Maryland	2016
	202	16	2	Journey Brown vs. Memphis	2019
28.	201	36	1	Bill Belton vs. Illinois	2013
29.	200	22	3	Miles Sanders at Illinois	2018



Evan Royster



Curt Warner

RECORDS

100 YARDS RUSHING IN A GAME

By Two Players

Chuck Peters (156), Steve Rollins (122)	vs. Syracuse, 1938
Larry Cooney (144), Floyd Lang (118)	at Bucknell, 1945
Ted Shattuck (160), Paul Anders (123)	vs. Boston, 1951
Bob Pollard (243), Paul Anders (126)	at Rutgers, 1951
Lenny Moore (143), Billy Kane (133)	at Pennsylvania, 1954
Buddy Torris (144), Roger Kochman (133)	vs. Holy Cross, 1961
Bob Campbell (112), Charlie Pittman (106)	vs. Kansas State, 1968
Franco Harris (107), Charlie Pittman (104)	at Pittsburgh, 1969
Franco Harris (133), Lydell Mitchell (112)	vs. Ohio, 1970
Lydell Mitchell (211), Franco Harris (145)	at Iowa, 1971
Lydell Mitchell (177), Franco Harris (104)	vs. TCU, 1971
Lydell Mitchell (209), Walt Addie (117)	vs. Maryland, 1971
Steve Geise (110), Mike Guman (107)	vs. Army, 1976
Steve Geise (145), Mike Guman (102)	vs. NC State, 1976
Steve Geise (108), Matt Suhey (105)	vs. Utah State, 1977
Matt Suhey (225), Booker Moore (103)	vs. Army, 1979
Booker Moore (166), Matt Suhey (124)	vs. West Virginia, 1979
Mike Meade (107), Curt Warner (105)	vs. Boston College, 1981
Tony Mumford (128), David Clark (113)	vs. William & Mary, 1984
D.J. Dozier (143), Steve Smith (126)	vs. Boston College, 1984
Blair Thomas (154), John Greene (124)	vs. Cincinnati, 1987
Blair Thomas (115), Gerry Collins (104)	at Syracuse, 1989
Leroy Thompson (125), Gary Brown (105)	vs. Temple, 1990
Richie Anderson (129), Brian O'Neal (105)	vs. Pittsburgh, 1992
Mike Archie (107), Ki-Jana Carter (104)	vs. USC, 1993
Ki-Jana Carter (159), Mike Archie (120)	at Maryland, 1993
Tony Hunt (137), Austin Scott (116)	vs. Akron, 2004
Tony Hunt (114), Michael Robinson (112)	vs. Minnesota, 2005
Tony Hunt (151), Michael Robinson (125)	vs. Wisconsin, 2005
Stephfon Green (120), Evan Royster (105)	at Illinois, 2009
Evan Royster (134), Silas Redd (131)	vs. Northwestern, 2010
Bill Belton (108), Akeel Lynch (108)	vs. Eastern Michigan, 2013
Saquon Barkley (195), Akeel Lynch (120)	vs. Rutgers, 2015
Will Lewis (108), Journey Brown (103)	vs. Rutgers, 2019
Kaytron Allen (137), Nicholas Singleton (118)	at Michigan State, 2023

TOP 10 CAREER RUSHERS

Season	Yards	Att.	Avg.	TD	Season	Yards	Att.	Avg.	TD
Evan Royster					Curtis Enis				
2007	513	82	6.3	5	1995	683	113	6.0	4
2008	1236	191	6.5	12	1996	1210	224	5.4	13
2009	1169	205	5.7	6	1997	1363	228	6.0	19
2010	1014	208	4.9	6	<i>Career</i>	3256	565	5.8	36
<i>Career</i>	3932	686	5.7	29	D.J. Dozier				
Saquon Barkley					1983	1002	174	5.8	7
2015	1076	182	5.9	7	1984	691	125	5.5	4
2016	1496	272	5.5	18	1985	723	154	4.7	4
2017	1271	217	5.9	18	1986	811	171	4.7	10
<i>Career</i>	3843	671	5.7	43	<i>Career</i>	3227	624	5.2	25
Curt Warner					Larry Johnson				
1979	391	84	4.7	2	1999	171	43	3.9	1
1980	922	196	4.7	6	2000	358	75	4.8	3
1981	1044	171	6.1	8	2001	337	71	4.7	2
1982	1041	198	5.3	8	2002	2087	271	7.7	20
<i>Career</i>	3398	649	5.2	24	<i>Career</i>	2953	460	6.4	26
Tony Hunt					Lydell Mitchell				
2003	110	34	3.2	1	1969	616	113	5.5	6
2004	777	169	4.6	7	1970	751	134	5.6	6
2005	1047	174	6.0	6	1971	1567	254	6.2	26
2006	1386	277	5.0	11	<i>Career</i>	2934	501	5.9	38
<i>Career</i>	3320	654	5.1	25	Ki-Jana Carter				
Blair Thomas					1992	264	42	6.3	4
1985	42	14	3.0	0	1993	1026	155	6.6	7
1986	504	60	8.4	5	1994	1539	198	7.8	23
1987	1414	268	5.3	11	<i>Career</i>	2829	395	7.2	34
1989	1341	264	5.1	5					
<i>Career</i>	3301	606	5.4	21					

By Three Players

Bill Rettig (109), Dave McNaughton (105), Mike Irwin (100)	at Maryland, 1965
Franco Harris (136), Lydell Mitchell (120), Charlie Pittman (106)	vs. Boston College, 1969

LONGEST RUNS

Yards	Player/Game
1. *92	Blair Thomas vs. Syracuse, 1986
92	Bill Belton at Indiana, 2014
92	Saquon Barkley vs. Washington, 2017
4. 90	Bill Suter at Navy, 1894
5. 87	Bob Campbell vs. Syracuse, 1968
87	Nicholas Singleton vs. Utah, 2022
7. 86	Bob Riggles at West Virginia, 1964
8. 85	Journey Brown vs. Pittsburgh, 2019
9. 84	Chafie Fields vs. Texas, 1996
84	Larry Johnson vs. Illinois, 2002
11. 83	Ki-Jana Carter vs. Oregon, 1994
12. 81	Saquon Barkley at Purdue, 2016
81	Devyn Ford vs. Idaho, 2019
14. 80	Chuck Peters vs. Syracuse, 1938
80	Ron Younker vs. Virginia, 1954
80	Lenny Moore at Rutgers, 1955
80	Kevin Baugh vs. Colgate, 1980
80	David Clark vs. William & Mary, 1984
80	Gary Brown at Syracuse, 1987
80	Ki-Jana Carter at Minnesota, 1994
80	Ki-Jana Carter at Indiana, 1994
*80	Saquon Barkley vs. Akron, 2017
23. 79	Sparky Brown vs. Bucknell, 1942
79	Lenny Moore at Pittsburgh, 1953
79	Saquon Barkley vs. USC, 2016
26. 78	Shorty Miller vs. Carnegie Tech, 1912
78	Elwood Petchel at Fordham, 1947
78	Curtis Enis vs. Wisconsin, 1997

Yards	Player/Game
78	Larry Johnson vs. Michigan State, 2002
*78	Miles Sanders vs. Michigan State, 2018
31. *77	Dick Jones at Boston, 1953
77	Cordell Mitchell vs. Bowling Green, 1998
*77	Eric McCoo vs. Purdue, 1998
77	Tony Hunt vs. Akron, 2004
35. *76	David Clark at Rutgers, 1985
36. 75	Bob Higgins at Pittsburgh, 1919
75	Bob Pollard at Rutgers, 1951
75	John Sacca vs. Cincinnati, 1991
75	Akeel Lynch vs. Rutgers, 2015
40. *73	Walt Addie vs. Maryland, 1972
41. 72	Harry Wilson vs. Navy, 1923
42. 71	Bob Pollard at Rutgers, 1951
71	Lydell Mitchell vs. Maryland, 1969
43. 70	Nicholas Singleton vs. Ohio, 2022

*non-scoring play.

Special Note:

109	Fritz Barrett vs. Geneva, 1911
	(field measured 110 yards in length at the time)

Class Breakdown

- By a senior:** 92, Bill Belton at Indiana, 2014
- By a junior:** 92, Saquon Barkley vs. Washington, 2017
- By a sophomore:** 92, Blair Thomas vs. Syracuse, 1986
- By a freshman:** 87, Nicholas Singleton vs. Utah, 2022



Ki-Jana Carter

SEASON RUSHING TOUCHDOWNS

1.	26	Lydell Mitchell	1971
2.	23	Ki-Jana Carter	1994
3.	20	Larry Johnson	2002
4.	19	Curtis Enis	1997
5.	18	Richie Anderson	1992
	18	Saquon Barkley	2016
	18	Saquon Barkley	2017
8.	17	John Cappelletti	1973
9.	14	Charlie Pittman	1968
10.	13	Bill McCleary	1907
	13	Harry Robb	1917
	13	Curtis Enis	1996
13.	12	John Cappelletti	1972
	12	Evan Royster	2008
	12	Zach Zwinak	2013
	12	Trace McSorley	2018
	12	Journey Brown	2019
	12	Nicholas Singleton	2022
18.	11	Lenny Moore	1954
	11	Blair Thomas	1987
	11	Michael Robinson	2005
	11	Tony Hunt	2006
	11	Trace McSorley	2017

CAREER RUSHING TOUCHDOWNS

1.	43	Saquon Barkley	2015-17
2.	38	Lydell Mitchell	1969-71
3.	36	Curtis Enis	1995-97
4.	34	Ki-Jana Carter	1992-94
5.	30	Charlie Pittman	1967-69
	30	Trace McSorley	2015-18
7.	29	John Cappelletti	1972-73
	29	Richie Anderson	1989-92
	29	Evan Royster	2007-10
10.	26	Matt Suhey	1976-79
	26	Larry Johnson	1999-2002
12.	25	D.J. Dozier	1983-86
	25	Tony Hunt	2003-06
14.	24	Franco Harris	1969-71
	24	Curt Warner	1979-82
16.	23	Lenny Moore	1953-55
17.	22	Daryll Clark	2005-09
18.	21	Blair Thomas	1985-87, 89
	21	Zach Zwinak	2011-14
20.	20	Booker Moore	1977-80
	20	Michael Robinson	2002-05
	20	Nicholas Singleton	2022-pres.

SEASON RUSHING ATTEMPTS

1.	286	John Cappelletti	1973
2.	277	Tony Hunt	2006
3.	272	Saquon Barkley	2016
4.	271	Larry Johnson	2002
5.	268	Blair Thomas	1987
6.	264	Blair Thomas	1989
7.	254	Lydell Mitchell	1971
8.	244	Silas Redd	2011
9.	243	Rodney Kinlaw	2007
10.	233	John Cappelletti	1972
11.	228	Curtis Enis	1997
12.	224	Curtis Enis	1996
13.	220	Miles Sanders	2018
14.	217	Saquon Barkley	2017
15.	210	Zach Zwinak	2013
16.	208	Evan Royster	2010
17.	205	Evan Royster	2009
18.	203	Zach Zwinak	2012
19.	198	Curt Warner	1982
	198	Ki-Jana Carter	1994

CAREER RUSHING ATTEMPTS

1.	686	Evan Royster	2006-10
2.	671	Saquon Barkley	2015-17
3.	654	Tony Hunt	2003-06
4.	649	Curt Warner	1979-82
5.	633	Matt Suhey	1976-79
6.	624	D.J. Dozier	1983-86
7.	606	Blair Thomas	1985-87, 89
8.	565	Curtis Enis	1995-97
9.	519	John Cappelletti	1971-73
10.	501	Lydell Mitchell	1969-71
11.	497	Eric McCoo	1998-01
12.	473	Trace McSorley	2015-18
13.	460	Larry Johnson	1998-02
14.	456	Zach Zwinak	2010-14
15.	454	Charlie Pittman	1967-69
16.	448	Booker Moore	1977-80
17.	399	Jon Williams	1980-83
18.	395	Ki-Jana Carter	1992-94
19.	382	Lenny Moore	1953-55
20.	380	Franco Harris	1969-71

SEASON RUSHING AVERAGE

(Min. 100 attempts)

1.	8.40	Blair Thomas	1986
2.	7.96	Lenny Moore	1954
3.	7.77	Ki-Jana Carter	1994
4.	7.70	Larry Johnson	2002
5.	6.90	Journey Brown	2019
6.	6.80	Nicholas Singleton	2022
7.	6.62	Ki-Jana Carter	1993
8.	6.47	Eric McCoo	1998
9.	6.47	Evan Royster	2008
10.	6.17	Lydell Mitchell	1971
11.	6.11	Curt Warner	1981
12.	6.04	Curtis Enis	1995
13.	6.02	Tony Hunt	2005
14.	5.98	Curtis Enis	1997
15.	5.91	Bob Campbell	1968
16.	5.91	Saquon Barkley	2015
17.	5.89	Booker Moore	1980
18.	5.86	Saquon Barkley	2017
19.	5.80	Mike Archie	1993
20.	5.79	Miles Sanders	2018

CAREER RUSHING AVERAGE

(Min. 200 attempts)

1.	7.16	Ki-Jana Carter	1992-94
2.	6.42	Larry Johnson	1999-2002
4.	6.23	Lenny Moore	1953-55
5.	6.12	Bob Campbell	1966-68
6.	5.97	Miles Sanders	2016-18
7.	5.86	Lydell Mitchell	1969-71
8.	5.76	Curtis Enis	1995-97
9.	5.73	Evan Royster	2007-10
10.	5.73	Saquon Barkley	2015-17
11.	5.63	Roger Kochman	1959-62
12.	5.55	Mike Archie	1992-95
13.	5.54	Nicholas Singleton	2022-pres.
14.	5.45	Blair Thomas	1985-87, 89
15.	5.38	Stephen Pitts	1992-95
16.	5.27	Franco Harris	1969-71
17.	5.24	Curt Warner	1979-82
18.	5.23	Silas Redd	2010-11
19.	5.22	Kaytron Allen	2022-pres.
20.	5.17	D.J. Dozier	1983-86

GAME RUSHING YARDS BY A QUARTERBACK

1.	250	Eugene "Shorty" Miller	Carnegie Tech, 1913
2.	175	Trace McSorley	Ohio State, 2018
3.	156	Chuck Peters	Syracuse, 1938
4.	138	Zack Mills	Ohio State, 2001
5.	125	Michael Robinson	Wisconsin, 2005
6.	122	Steve Rollins	Syracuse, 1938
7.	119	Sean Clifford	Indiana, 2020
8.	113	Tony Sacca	Pittsburgh, 1990
	113	Tommy Stevens	Maryland, 2017
10.	112	Michael Robinson	Minnesota, 2005
11.	108	Will Levis	Rutgers, 2019
12.	107	Trace McSorley	Indiana, 2018

SEASON RUSHING YARDS BY A QUARTERBACK

1.	806	Michael Robinson	2005
2.	798	Trace McSorley	2018
3.	491	Trace McSorley	2017
4.	402	Sean Clifford	2019
5.	396	Michael Robinson	2003
6.	365	Trace McSorley	2016
7.	346	John Hufnagel	1971
8.	335	Sean Clifford	2020
9.	329	Beau Pribula	2023
10.	325	Richie Lucas	1959
11.	315	Rashard Casey	2000
12.	290	Rashard Casey	1999
13.	284	Dick Hoak	1960
14.	282	Daryll Clark	2008
15.	263	Michael Robinson	2002
16.	255	Pete Liske	1962
17.	234	Richie Lucas	1958
18.	213	Will Levis	2019
19.	211	Daryll Clark	2009
20.	206	Drew Allar	2023

CAREER RUSHING YARDS BY A QUARTERBACK

1.	1697	Trace McSorley	2015-18
2.	1637	Michael Robinson	2002-05
3.	1073	Sean Clifford	2018-22
4.	670	Rashard Casey	1997-2000
5.	667	John Hufnagel	1970-72
6.	625	Richie Lucas	1957-59
7.	619	Daryll Clark	2006-09
8.	584	Zack Mills	2001-04
9.	506	Tommy Stevens	2016-18
10.	473	Will Levis	2019-20
11.	329	Beau Pribula	2023-pres.
12.	319	Pete Liske	1961-63
13.	318	Galen Hall	1959-61
14.	284	Dick Hoak	1960*
15.	262	Tom Sherman	1965-67
16.	258	Drew Allar	2022-pres.
17.	239	Jack White	1964-66
18.	131	Tony Sacca	1988-91
19.	129	Doug Strang	1981-84

* - Hoak was a running back in 1958-59.

SEASON RUSHING TOUCHDOWNS BY A QUARTERBACK

1.	12	Trace McSorley	2018
2.	11	Michael Robinson	2005
	11	Trace McSorley	2017
4.	10	Daryll Clark	2008
5.	7	Daryll Clark	2009
	7	Trace McSorley	2016
7.	6	Richie Lucas	1958
	6	Richie Lucas	1959
	6	John Hufnagel	1972
	6	Michael Robinson	2002
6	6	Beau Pribula	2023
12.	5	Tom Sherman	1966
	5	Todd Blackledge	1981
	5	Doug Strang	1983
	5	Rashard Casey	1999
	5	Rashard Casey	2000
	5	Matt McGloin	2012
	5	Sean Clifford	2019
	5	Sean Clifford	2022

CAREER RUSHING TOUCHDOWNS BY A QUARTERBACK

1.	30	Trace McSorley	2015-18
2.	22	Daryll Clark	2007-09
3.	20	Michael Robinson	2002-05
4.	15	Sean Clifford	2018-22
5.	13	John Hufnagel	1970-72
6.	11	Zack Mills	2001-04
7.	10	Todd Blackledge	1980-82

MISCELLANEOUS RUSHING ACCOMPLISHMENTS

TEAMMATES WITH 10 RUSHING TOUCHDOWNS IN SAME SEASON

Charlie Pittman (10) & Franco Harris (10)	1969
Evan Royster (12) & Daryll Clark (10)	2008
Saquon Barkley (18) & Trace McSorley (11)	2017
Nicholas Singleton (12) & Kaytron Allen (10)	2022

10 RUSHING TOUCHDOWNS IN CONSECUTIVE SEASONS

Charlie Pittman	1968 (14), 1969 (10)
John Cappelletti	1972 (12), 1973 (17)
Richie Anderson	1991 (10), 1992 (18)
Curtis Enis	1996 (13), 1997 (19)
Saquon Barkley	2016 (18), 2017 (18)
Trace McSorley	2017 (11), 2018 (12)

100-YARD RUSHING GAMES

Yards Att. TD..... Game, Season

Curt Warner (18)

100	12	2	vs. Rutgers, 1979
149	10	2	vs. Colgate, 1980
100	22	2	at Maryland, 1980
146	24	0	vs. Miami (Fla.), 1980
155	18	1	vs. Ohio State, 1980
122	17	3	vs. Cincinnati, 1981
238	28	0	at Nebraska, 1981
117	22	2	vs. Temple, 1981
105	22	2	vs. Boston College, 1981
256	26	1	at Syracuse, 1981
104	21	0	at Pittsburgh, 1981
145	26	2	vs. USC, 1981
148	25	2	vs. Syracuse, 1982
183	28	3	at Boston College, 1982
106	19	2	vs. NC State, 1982
143	25	0	at Notre Dame, 1982
118	22	0	vs. Pittsburgh, 1982
117	18	2	vs. Georgia, 1982

Ki-Jana Carter (17)

120	15	1	vs. Minnesota, 1993
104	21	0	vs. USC, 1993
144	19	1	at Iowa, 1993
159	13	3	at Maryland, 1993
127	19	0	vs. Michigan, 1993
123	24	0	at Ohio State, 1993
138	23	2	vs. Indiana, 1993
210	20	3	at Minnesota, 1994
119	17	1	vs. USC, 1994
122	15	3	vs. Rutgers, 1994
165	26	0	at Michigan, 1994
137	19	4	vs. Ohio State, 1994
192	20	1	at Indiana, 1994
110	22	2	at Illinois, 1994
107	12	3	vs. Northwestern, 1994
227	27	5	vs. Michigan State, 1994
156	21	3	vs. Oregon, 1994

Curtis Enis (17)

132	14	3	vs. Temple, 1995
145	15	0	at Rutgers, 1995
146	25	0	vs. Ohio State, 1995
241	27	3	vs. USC, 1996
104	23	1	vs. Louisville, 1996
115	28	2	at Wisconsin, 1996
167	21	1	vs. Northwestern, 1996
114	21	1	at Michigan, 1996
165	28	1	vs. Michigan State, 1996
108	14	2	at Illinois, 1997
211	23	1	vs. Ohio State, 1997
112	26	2	vs. Minnesota, 1997
153	27	1	at Northwestern, 1997
103	18	1	vs. Michigan, 1997
186	37	3	at Purdue, 1997
138	17	2	vs. Wisconsin, 1997
106	16	1	at Michigan State, 1997

Yards Att. TD..... Game, Season

Blair Thomas (17)

132	3	1	vs. Syracuse, 1986
154	22	1	vs. Cincinnati, 1987
164	30	1	at Boston College, 1987
167	24	2	vs. Temple, 1987
116	20	3	vs. Rutgers, 1987
181	36	1	vs. West Virginia, 1987
138	25	1	vs. Maryland (Baltimore), 1987
214	35	1	vs. Notre Dame, 1987
138	21	2	vs. Temple, 1989
118	27	0	vs. Boston College, 1989
115	17	1	at Syracuse, 1989
160	35	0	vs. Alabama, 1989
150	32	0	vs. West Virginia, 1989
125	26	0	vs. Maryland (Baltimore), 1989
133	26	2	vs. Notre Dame, 1989
131	30	0	at Pittsburgh, 1989
186	35	1	vs. BYU, 1989

Tony Hunt (15)

137	8	1	vs. Akron, 2004
125	16	3	vs. UCF, 2004
140	15	1	vs. USF, 2005
114	21	2	vs. Minnesota, 2005
102	14	0	at Michigan, 2005
129	24	0	vs. Purdue, 2005
151	24	2	vs. Wisconsin, 2005
143	18	1	vs. Youngstown State, 2006
135	24	0	at Ohio State, 2006
137	28	3	vs. Northwestern, 2006
144	31	2	at Minnesota, 2006
142	31	1	at Purdue, 2006
167	16	3	vs. Temple, 2006
130	29	0	vs. Michigan State, 2006
158	31	0	vs. Tennessee, 2006

Lydell Mitchell (15)

123	19	1	at Kansas State, 1969
120	13	0	vs. Boston College, 1969
114	6	1	vs. Maryland, 1969
147	19	1	vs. Navy, 1970
112	18	3	vs. Ohio, 1970
110	14	0	vs. Pittsburgh, 1970
103	16	4	at Navy, 1971
211	29	2	at Iowa, 1971
161	22	2	vs. Army, 1971
177	22	4	vs. TCU, 1971
128	24	2	at West Virginia, 1971
209	24	5	vs. Maryland, 1971
129	29	4	vs. NC State, 1971
181	21	3	at Pittsburgh, 1971
146	27	0	vs. Texas, 1971

Evan Royster (15)

126	21	1	vs. Purdue, 2007
141	17	3	vs. Oregon State, 2008
101	13	0	at Syracuse, 2008
139	19	0	vs. Illinois, 2008
141	18	1	at Purdue, 2008
174	18	1	vs. Michigan, 2008
134	19	1	vs. Temple, 2009
105	17	1	at Illinois, 2009
137	23	0	vs. Minnesota, 2009
100	20	0	at Michigan, 2009
118	15	1	at Northwestern, 2009
114	13	0	at Michigan State, 2009
187	26	0	vs. Temple, 2010
150	29	2	vs. Michigan, 2010
134	25	0	vs. Northwestern, 2010

Yards Att. TD..... Game, Season

Saquon Barkley (15)

115	12	1	vs. Buffalo, 2015
195	21	2	vs. Rutgers, 2015
194	26	0	at Ohio State, 2015
120	25	2	at Northwestern, 2015
103	17	0	at Michigan State, 2015
105	22	1	vs. Kent State, 2016
202	31	1	vs. Maryland, 2016
207	18	2	at Purdue, 2016
167	20	1	vs. Iowa, 2016
194	25	2	vs. USC, 2016
172	14	2	vs. Akron, 2017
211	28	1	at Iowa, 2017
108	15	2	vs. Michigan, 2017
158	17	3	vs. Nebraska, 2017
137	18	2	vs. Washington, 2017

John Cappelletti (13)

124	21	1	at Illinois, 1972
162	24	1	vs. Syracuse, 1972
154	34	0	at West Virginia, 1972
129	22	1	vs. NC State, 1972
107	22	2	at Boston College, 1972
104	23	1	at Navy, 1973
187	34	2	at Air Force, 1973
151	17	0	vs. Army, 1973
130	24	4	vs. West Virginia, 1973
202	37	0	at Maryland, 1973
220	41	3	vs. NC State, 1973
204	25	4	vs. Ohio, 1973
161	37	1	vs. Pittsburgh, 1973

Lenny Moore (12)

125	16	1	vs. TCU, 1953
109	11	2	vs. Fordham, 1953
120	13	1	at Pittsburgh, 1953
124	17	1	at Illinois, 1954
123	13	2	vs. Virginia, 1954
139	17	1	vs. West Virginia, 1954
109	19	1	at TCU, 1954
143	15	3	at Pennsylvania, 1954
126	9	2	vs. Holy Cross, 1954
171	12	2	vs. Rutgers, 1954
146	22	1	vs. Syracuse, 1955
179	9	3	at Rutgers, 1955

D.J. Dozier (11)

102	8	0	vs. Iowa, 1983
107	27	0	at Temple, 1983
196	27	2	at Rutgers, 1983
163	17	1	vs. Alabama, 1983
113	16	1	at Boston College, 1983
159	22	1	vs. Syracuse, 1984
108	20	1	at West Virginia, 1984
143	21	1	vs. Boston College, 1984
125	17	0	vs. West Virginia, 1985
112	20	1	at Cincinnati, 1985
111	25	2	vs. Maryland, 1986

Zach Zwinak (11)

100	19	2	at Illinois, 2012
121	28	1	vs. Northwestern, 2012
134	21	0	at Purdue, 2012
141	21	1	at Nebraska, 2012
135	29	1	vs. Indiana, 2012
179	36	1	vs. Wisconsin, 2012
128	21	3	vs. UCF, 2013
150	26	1	at Minnesota, 2013
149	26	3	vs. Purdue, 2013
149	35	0	vs. Nebraska, 2013
115	22	0	at Wisconsin, 2013

Yards Att. TD..... Game, Season

Charlie Pittman (10)

137	24	1	vs. West Virginia, 1967
106	15	3	at Maryland, 1967
124	19	0	vs. Florida State, 1967
161	18	1	vs. Navy, 1968
106	25	1	vs. Kansas State, 1968
125	25	1	at West Virginia, 1968
123	26	3	vs. Maryland, 1968
177	19	2	at Navy, 1969
106	24	0	vs. Boston College, 1969
104	25	2	at Pittsburgh, 1969

Eric McCoo (9)

163	18	0	vs. Purdue, 1998
127	11	1	vs. Northwestern, 1998
206	28	1	vs. Michigan State, 1998
130	13	1	at Iowa, 1999
211	22	0	vs. Ohio State, 1999
107	16	0	vs. Minnesota, 1999
131	17	1	vs. Louisiana Tech, 2000
106	16	0	vs. Purdue, 2000
102	9	0	at Michigan, 2000

Richie Anderson (8)

100	15	1	vs. West Virginia, 1991
136	26	2	vs. Notre Dame, 1991
167	27	2	at Pittsburgh, 1991
103	12	2	vs. Temple, 1992
138	20	3	vs. Maryland, 1992
116	27	1	vs. Miami (Fla.), 1992
133	24	3	at West Virginia, 1992
129	18	1	vs. Pittsburgh, 1992

Larry Johnson (8)

123	19	2	vs. Nebraska, 2002
147	17	2	vs. Louisiana Tech, 2002
111	14	1	at Wisconsin, 2002
257	23	2	vs. Northwestern, 2002
279	31	1	vs. Illinois, 2002
188	31	1	vs. Virginia, 2002
327	28	4	at Indiana, 2002
279	19	4	vs. Michigan State, 2002

Matt Suhey (8)

119	23	1	vs. Stanford, 1976
100	13	2	at Rutgers, 1977
105	21	0	vs. Utah State, 1977
225	23	2	vs. Army, 1979
124	20	0	vs. West Virginia, 1979
110	27	0	vs. Miami (Fla.), 1979
111	13	1	vs. Pittsburgh, 1979
112	19	0	vs. Tulane, 1979

Silas Redd (7)

131	11	1	vs. Northwestern, 2010
104	12	2	vs. Indiana State, 2011
129	29	0	at Indiana, 2011
142	28	0	vs. Iowa, 2011
131	28	1	vs. Purdue, 2011
164	18	1	at Northwestern, 2011
137	30	1	vs. Illinois, 2011

Bob Campbell (6)

137	14	2	at Pittsburgh, 1966
112	1			

100-YARD RUSHING GAMES

Yards Att. TD..... Game, Season

Rodney Kinlaw (6)
 129 23 1.....vs. Buffalo, 2007
 168 28 2.....vs. Iowa, 2007
 115 23 1.....vs. Wisconsin, 2007
 168 27 1.....at Temple, 2007
 125 28 2.....at Michigan State, 2007
 143 21 0.....vs. Texas A&M, 2007

Journey Brown (5)
 109 10 0.....vs. Pittsburgh, 2019
 124 14 2.....at Minnesota, 2019
 100 21 1.....vs. Indiana, 2019
 103 16 3.....vs. Rutgers, 2019
 202 16 2.....vs. Memphis, 2019

Franco Harris (5)
 136 22 3.....vs. Boston College, 1969
 107 13 1.....at Pittsburgh, 1969
 133 19 1.....vs. Ohio, 1970
 145 28 4.....at Iowa, 1971
 104 17 1.....vs. TCU, 1971

Akeel Lynch (5)
 108 13 1.....vs. Eastern Michigan, 2013
 123 14 0.....vs. Kent State, 2013
 130 18 1.....vs. Temple, 2014
 137 28 1.....at Illinois, 2014
 120 10 1.....vs. Rutgers, 2015

Miles Sanders (5)
 118 16 0.....at Pittsburgh, 2018
 200 22 3.....at Illinois, 2018
 162 17 1.....vs. Michigan State, 2018
 159 23 1.....vs. Wisconsin, 2018
 128 14 0.....vs. Maryland, 2018

Nicholas Singleton (5)
 179 10 2.....vs. Ohio, 2022
 124 10 2.....at Auburn, 2022
 122 11 2.....vs. Maryland, 2022
 120 7 2.....vs. Utah, 2022
 118 18 1.....at Michigan State, 2023

Kaytron Allen (4)
 111 13 1.....vs. Central Michigan, 2022
 117 11 1.....at Rutgers, 2022
 103 19 1.....vs. Delaware, 2023
 137 15 0.....at Michigan State, 2023

Mike Archie (4)
 107 10 0.....vs. USC, 1993
 120 11 1.....at Maryland, 1993
 134 30 2.....vs. Illinois, 1993
 173 27 2.....at Northwestern, 1993

Bill Belton (4)
 103 16 3.....at Iowa, 2012
 108 9 2.....vs. Eastern Michigan, 2013
 201 36 1.....vs. Illinois, 2013
 137 16 1.....at Indiana, 2014

Tom Donchez (4)
 119 29 0.....vs. Stanford, 1974
 166 35 0.....vs. Navy, 1974
 120 24 1.....vs. Syracuse, 1974
 116 25 1.....vs. Baylor, 1974

Steve Geise (4)
 110 16 0.....vs. Army, 1976
 145 12 1.....vs. NC State, 1976
 108 23 1.....vs. Utah State, 1977
 111 26 1.....vs. Arizona St., 1977

Roger Kochman (4)
 111 8 1.....at West Virginia, 1959
 105 14 1.....vs. Syracuse, 1961
 107 21 1.....vs. California, 1961
 133 26 3.....vs. Holy Cross, 1961

Yards Att. TD..... Game, Season

Dave McNaughton (4)
 137 27 2.....at Syracuse, 1965
 116 22 1.....at California, 1965
 112 22 1.....vs. Kent State, 1965
 105 21 1.....at Maryland, 1965

Booker Moore (4)
 103 24 1.....vs. Army, 1979
 166 18 3.....vs. West Virginia, 1979
 100 11 0.....vs. Syracuse, 1980
 112 21 0.....at West Virginia, 1980

Fran Rogel (4)
 117 16 1.....vs. West Virginia, 1947
 110 30 0.....at Pittsburgh, 1948
 110 21 0.....at Washington State, 1948
 112 26 2.....at West Virginia, 1949

Austin Scott (4)
 100 21 3.....vs. Kent State, 2003
 116 11 2.....vs. Akron, 2004
 110 26 2.....vs. Florida St., 2005
 116 28 2.....vs. Notre Dame, 2007

Jon Williams (4)
 140 27 1.....vs. West Virginia, 1981
 192 27 1.....vs. Notre Dame, 1981
 196 27 2.....vs. West Virginia, 1983
 107 9 1.....vs. Brown, 1983

Chuck Peters (3)
 156 11 2.....vs. Syracuse, 1938
 102 20 0.....vs. Pittsburgh, 1939
 105 17 1.....at Lehigh, 1940

Stephen Pitts (3)
 132 12 0.....at Iowa, 1995
 164 17 0.....vs. Michigan, 1995
 118 15 0.....vs. Auburn, 1995

Tom Urbanik (3)
 109 29 2.....vs. Maryland, 1964
 122 19 1.....at Houston, 1964
 107 20 2.....vs. Pittsburgh, 1964

Paul Anders (2)
 123 17 0.....vs. Boston, 1951
 126 22 0.....at Rutgers, 1951

Gary Brown (2)
 102 17 1.....vs. Maryland, 1988
 105 16 1.....vs. Temple, 1990

Noah Cain (2)
 105 12 1.....vs. Purdue, 2019
 102 22 1.....at Iowa, 2019

David Clark (2)
 113 6 1.....vs. William & Mary, 1984
 107 9 0.....at Rutgers, 1985

Bruce Gilmore (2)
 110 13 2.....vs. Boston, 1956
 145 19 2.....vs. Marquette, 1958

Stephfon Green (2)
 132 9 1.....vs. Temple, 2008
 120 13 1.....at Illinois, 2009

Mike Guman (2)
 107 25 4.....vs. Army, 1976
 102 9 1.....vs. NC State, 1976

Yards Att. TD..... Game, Season

Tony Orsini (2)
 105 21 1.....vs. Temple, 1950
 109 17 1.....vs. Rutgers, 1950

Woody Petchel (2)
 120 29 1.....vs. West Virginia, 1975
 139 24 2.....vs. Army, 1975

Johnny Petrella (2)
 119 21 2.....vs. West Virginia, 1940
 110 23 2.....at South Carolina, 1941

Michael Robinson (2)
 112 18 0.....vs. Minnesota, 2005
 125 16 0.....vs. Wisconsin, 2005

Leroy Thompson (2)
 125 18 1.....vs. Temple, 1990
 132 26 1.....vs. Maryland, 1990

Bob Torrey (2)
 105 14 0.....vs. West Virginia, 1977
 107 9 0.....vs. Arizona St., 1977

Buddy Torris (2)
 108 21 1.....at West Virginia, 1961
 144 22 2.....vs. Holy Cross, 1961

Wally Triplett (2)
 154 8 1.....at Syracuse, 1948
 105 9 1.....vs. West Virginia, 1948

Harry "Lighthorse" Wilson (2)
 115 16 1.....vs. Navy, 1923
 162 34 1.....at Pennsylvania, 1923

Don Abbey
 119 18 3.....at Boston College, 1967

Walt Addie
 117 8 1.....vs. Maryland, 1971

Punk Berryman
 160 17 0.....at Harvard, 1915

Pat Botula
 122 27 0.....at Nebraska, 1958

Sparky Brown
 108 13 2.....vs. Syracuse, 1942

Sean Clifford
 119 17 1.....at Indiana, 2020

Yards Att. TD..... Game, Season

Aaron Harris
 152 11 1.....vs. Iowa, 1996

Mike Irwin
 100 6 1.....at Maryland, 1965

Larry Joe
 112 5 3.....vs. Bucknell, 1946

Dick Jones
 101 5 2.....at Boston, 1953

Floyd "Tubby" Lang
 118 — 2.....at Bucknell, 1945

Keyvone Lee
 134 22 1.....at Michigan, 2020

Will Levis
 108 17 0.....vs. Rutgers, 2019

Dan Lucyk
 133 23 0.....vs. California, 1966

Mike Meade
 107 13 1.....vs. Boston College, 1981

Shorty Miller
 250 — 5.....vs. Carnegie Tech, 1913

Zack Mills
 138 15 1.....vs. Ohio State, 2001

Cordell Mitchell
 104 6 2.....vs. Bowling Green, 1998

J.T. Morris
 145 13 2.....vs. Cincinnati, 1991

Tony Mumford
 128 16 1.....vs. William & Mary, 1984

Brian O'Neal
 105 14 4.....vs. Pittsburgh, 1992

PASSING RECORDS

PASSING YARDAGE

Game:	454	Christian Hackenberg vs. UCF	2014
By a senior:	401	Sean Clifford vs. Villanova	2021
By a junior:	381	Trace McSorley at Michigan St.	2017
By a sophomore:	454	Christian Hackenberg vs. UCF	2014
By a freshman:	340	Christian Hackenberg at Indiana	2013
First Half:	287	Sean Clifford at Maryland	2019
Second Half:	310	Zack Mills vs. Iowa	2002
Consecutive Games:	773	Christian Hackenberg vs. UCF (454) and vs. Akron (319)	2014
Season:	3614	Trace McSorley	2016
By a senior:	3271	Matt McGloin	2012
By a junior:	3570	Trace McSorley	2017
By a sophomore:	3614	Trace McSorley	2016
By a freshman:	2955	Christian Hackenberg	2013
Career:	10661	Sean Clifford	2018-22

COMPLETIONS

Game:	35	Matt McGloin vs. Northwestern	2012
Season:	284	Trace McSorley	2017
Career:	833	Sean Clifford	2018-22
Consecutive:	15	Trace McSorley at Northwestern	2017

COMPLETION PERCENTAGE

Game:	91.7	Pete Liske at Oregon	1963
Season:	66.7	Kerry Collins	1994
Career:	61.4	Sean Clifford	2018-22

PASS ATTEMPTS

Game:	57	Sean Clifford vs. Maryland	2020
Season:	484	Christian Hackenberg	2014
Career:	1356	Sean Clifford	2018-22

YARDS PER ATTEMPT

Season:	10.15	Kerry Collins	1994
Career:	8.89	Mike McQueary	1994-97

TOUCHDOWNS

Game:	5	Tony Sacca vs. Georgia Tech Rashard Casey vs. Louisiana Tech	1991 2000
Season:	29	Trace McSorley	2016
Career:	86	Sean Clifford	2018-22

TOUCHDOWN PASS IN CONSECUTIVE GAMES

In One Season:	14	Trace McSorley	2016
Over Multiple Seasons:	34	Trace McSorley	2015-18

INTERCEPTIONS

Game:	5	Matt McGloin vs. Florida	2010
Season:	15	Vince O'Bara Christian Hackenberg	1950 2014
Career:	41	Todd Blackledge	1980-82

PASS EFFICIENCY RATING

Season:	172.86	Kerry Collins	1994
Career:	145.6	Mike McQueary	1994-97

CAREER PASSING YARDAGE (3,000-YARD PASSERS)

	Yards	Cmp.	Att.	TD	Int.	Player	Years
1.	10661	833	1356	86	31	Sean Clifford	2018-22
2.	9899	720	1215	77	25	Trace McSorley	2015-18
3.	8457	693	1235	48	31	Christian Hackenberg	2013-15
4.	7212	606	1082	41	39	Zack Mills	2001-04
5.	6390	513	894	46	22	Matt McGloin	2009-12
6.	5869	401	824	41	24	Tony Sacca	1988-91
7.	5742	444	738	43	16	Daryll Clark	2006-09
8.	5382	371	665	37	32	Chuck Fusina	1975-78
9.	5304	370	657	39	21	Kerry Collins	1991-94
10.	5275	460	821	31	19	Anthony Morelli	2004-07
11.	4812	341	658	41	41	Todd Blackledge	1980-82
12.	4419	378	692	27	14	Wally Richardson	1992, 94-96
13.	3710	263	495	19	17	Kevin Thompson	1996-99
14.	3545	225	408	26	17	John Hufnagel	1970-72
15.	3531	248	505	23	21	Michael Robinson	2002-05
16.	3469	262	547	18	24	John Shaffer	1983-86
17.	3046	242	459	20	13	Rashard Casey	1997-2000

CAREER LEADERS



Sean Clifford
10661 yards



Trace McSorley
9899 yards



Christian Hackenberg
8457 yards

SEASON PASSING YARDAGE

	Yards	Cmp.	Att.	TD	Int.	Player	Year
1.	3614	224	387	29	8	Trace McSorley	2016
2.	3570	284	427	28	10	Trace McSorley	2017
3.	3271	270	446	24	5	Matt McGloin	2012
4.	3107	261	429	21	9	Sean Clifford	2021
5.	3003	232	381	24	10	Daryll Clark	2009
6.	2977	270	484	12	15	Christian Hackenberg	2014
7.	2955	231	392	20	10	Christian Hackenberg	2013
8.	2822	226	351	24	7	Sean Clifford	2022
9.	2679	176	264	21	7	Kerry Collins	1994
10.	2654	194	326	23	7	Sean Clifford	2019
11.	2651	234	402	19	10	Anthony Morelli	2007
12.	2631	233	389	25	2	Drew Allar	2023
13.	2592	192	321	19	6	Daryll Clark	2008
14.	2530	192	361	18	7	Trace McSorley	2018
15.	2525	192	359	16	6	Christian Hackenberg	2015
16.	2488	169	292	21	5	Tony Sacca	1991
17.	2424	208	386	11	8	Anthony Morelli	2006
18.	2417	188	333	17	10	Zack Mills	2002
19.	2350	162	311	17	10	Michael Robinson	2005
20.	2221	142	246	15	9	Chuck Fusina	1977
21.	2218	161	292	22	14	Todd Blackledge	1982
22.	2211	146	255	17	9	Mike McQueary	1997
23.	2198	193	335	18	6	Wally Richardson	1995
24.	2039	115	216	15	8	John Hufnagel	1972
25.	2001	163	309	14	8	Rashard Casey	2000



Trace McSorley

SEASON PASSING LEADERS

Season	Player	Yards	Cmp.	Att.	TD	Int.
1946	Elwood Petchel	287	16	37	2	4
1947	Elwood Petchel	353	18	38	5	3
1948	Elwood Petchel	628	48	100	9	11
1949	Owen Dougherty	281	12	28	3	5
1950	Vince O'Bara	640	38	103	3	15
1951	Bob Szajna	528	41	86	3	7
1952	Tony Rados	937	93	186	8	10
1953	Tony Rados	1025	81	171	8	12
1954	Don Bailey	393	33	80	5	2
1955	Bobby Hoffman	355	25	53	1	7
1956	Milt Plum	675	40	75	6	7
1957	Al Jacks	673	53	103	5	3
1958	Richie Lucas	483	36	80	3	4
1959	Richie Lucas	913	58	117	5	8
1960	Galen Hall	448	39	89	5	5
1961	Galen Hall	951	50	97	8	5
1962	Pete Liske	1037	91	162	12	4
1963	Pete Liske	1117	87	161	10	5
1964	Gary Wydman	832	70	149	1	6
1965	Jack White	1275	98	205	6	14
1966	Tom Sherman	943	58	135	6	4
1967	Tom Sherman	1616	104	205	13	9
1968	Chuck Burkhardt	1170	87	177	6	7
1969	Chuck Burkhardt	805	59	114	1	9
1970	Mike Cooper	429	32	64	4	6
1971	John Hufnagel	1185	86	136	10	6
1972	John Hufnagel	2039	115	216	15	8
1973	Tom Shuman	1375	83	161	13	5
1974	Tom Shuman	1355	97	183	12	6
1975	John Andress	991	71	149	2	4
1976	Chuck Fusina	1260	88	168	11	10
1977	Chuck Fusina	2221	142	246	15	9
1978	Chuck Fusina	1859	137	242	11	12
1979	Dayle Tate	1179	92	176	8	11
1980	Todd Blackledge	1037	76	159	7	13
1981	Todd Blackledge	1557	104	207	12	14
1982	Todd Blackledge	2218	161	292	22	14
1983	Doug Strang	1944	134	259	19	7
1984	Doug Strang	840	57	148	5	10
1985	John Shaffer	1366	103	228	8	10
1986	John Shaffer	1510	114	204	9	4
1987	Matt Knizner	1478	113	223	7	12
1988	Tony Sacca	821	54	146	4	5
1989	Tony Sacca	694	56	137	6	5
1990	Tony Sacca	1866	122	249	10	9
1991	Tony Sacca	2488	169	292	21	5
1992	John Sacca	1118	81	155	9	3
1993	Kerry Collins	1605	127	250	13	11
1994	Kerry Collins	2679	176	264	21	7
1995	Wally Richardson	2198	193	335	18	6
1996	Wally Richardson	1732	145	279	7	8
1997	Mike McQueary	2211	146	255	17	9
1998	Kevin Thompson	1691	121	226	6	8
1999	Kevin Thompson	1916	133	242	13	9
2000	Rashard Casey	2001	163	309	14	8
2001	Zack Mills	1669	127	230	9	12
2002	Zack Mills	2417	188	333	17	10
2003	Zack Mills	1404	136	251	6	5
2004	Zack Mills	1722	155	208	9	12
2005	Michael Robinson	2350	162	311	17	10
2006	Anthony Morelli	2424	208	386	11	8
2007	Anthony Morelli	2651	234	402	19	10
2008	Daryll Clark	2592	192	321	19	6
2009	Daryll Clark	3003	232	381	24	10
2010	Matt McGloin	1548	118	215	14	9
2011	Matt McGloin	1571	125	231	8	5
2012	Matt McGloin	3271	270	446	24	5
2013	Christian Hackenberg	2955	231	392	20	10
2014	Christian Hackenberg	2977	270	484	12	15
2015	Christian Hackenberg	2525	192	359	16	6
2016	Trace McSorley	3614	224	387	29	8
2017	Trace McSorley	3570	284	427	28	10
2018	Trace McSorley	2530	192	361	18	7
2019	Sean Clifford	2654	194	326	23	7
2020	Sean Clifford	1883	152	251	16	9
2021	Sean Clifford	3107	261	429	21	9
2022	Sean Clifford	2822	226	351	24	7
2023	Drew Allar	2975	233	389	25	2

GAME PASSING YARDAGE (300-YARD PASSERS)

Yards	Cmp.	Att.	TD	Int.	Player/Game	Year	
1. 454	32	47	1	2	Christian Hackenberg vs. UCF	2014	
2. 401	19	26	4	1	Sean Clifford vs. Villanova	2021	
3. 399	23	44	4	2	Zack Mills vs. Iowa	2002	
4. 398	26	31	3	1	Sean Clifford at Maryland	2019	
5. 395	22	32	4	1	Matt McGloin vs. Indiana	2012	
6. 384	22	31	4	0	Trace McSorley vs. Wisconsin	2016	
7. 381	26	47	3	3	Trace McSorley at Michigan State	2017	
8. 379	22	53	2	0	Michael Robinson vs. Wisconsin	2003	
9. 376	17	23	4	0	Trace McSorley vs. Michigan State	2016	
10. 371	34	50	4	0	Christian Hackenberg vs. Boston College	2014	
	371	32	47	3	Sean Clifford vs. Ohio State	2022	
12. 366	21	36	2	0	Mike McQueary vs. Pittsburgh	1997	
13. 363	27	47	3	0	Sean Clifford at Maryland	2021	
14. 361	35	52	1	1	Sean Clifford at Ohio State	2021	
15. 358	26	41	2	2	Todd Blackledge at Miami (Fla.)	1981	
16. 353	29	40	3	1	Daryll Clark vs. Akron	2009	
17. 352	23	42	3	1	Kerry Collins at Michigan State	1993	
18. 342	32	41	2	2	Trace McSorley vs. Washington	2017	
19. 341	16	26	4	0	Daryll Clark vs. Michigan State	2008	
20. 340	30	55	3	0	Christian Hackenberg at Indiana	2013	
	340	23	43	1	Sean Clifford at Minnesota	2019	
	340	27	57	3	Sean Clifford vs. Maryland	2020	
23. 339	21	30	4	0	Christian Hackenberg at Wisconsin	2013	
24. 335	19	41	1	0	Trace McSorley vs. Minnesota	2016	
25. 332	24	35	1	1	Trace McSorley at Pitt	2016	
	332	16	30	2	Trace McSorley at Indiana	2016	
27. 328	14	16	2	0	Kerry Collins vs. Rutgers	1994	
28. 327	27	45	2	1	Matt McGloin vs. Ohio State	2012	
29. 325	24	36	3	0	Trace McSorley vs. Nebraska	2017	
	325	21	29	3	0	Drew Allar vs. West Virginia	2023
31. 321	22	36	2	0	Matt McGloin at Purdue	2012	
32. 319	22	36	3	2	Christian Hackenberg vs. Akron	2014	
33. 318	24	36	1	1	Matt McGloin vs. Temple	2012	
34. 317	28	54	1	0	Kerry Collins at BYU	1992	
35. 315	22	36	2	2	Chuck Fusina at NC State	1977	
	315	22	31	2	Matt McGloin vs. Indiana	2010	
	315	13	29	3	Christian Hackenberg vs. Maryland	2015	
	315	23	36	2	Trace McSorley vs. Indiana	2017	
39. 313	23	34	3	0	Sean Clifford at Michigan State	2021	
40. 312	23	43	2	1	Matt McGloin vs. Michigan State	2010	
41. 311	23	33	1	1	Christian Hackenberg vs. Eastern Mich.	2013	
42. 310	19	27	4	0	Daryll Clark at Michigan State	2009	
43. 309	25	44	0	1	Christian Hackenberg at Rutgers	2014	
	309	18	23	4	Trace McSorley vs. Georgia State	2017	
45. 305	23	44	3	2	Christian Hackenberg vs. Michigan	2013	
46. 303	21	37	3	0	John Sacca at Rutgers	1992	
47. 302	27	51	1	1	Rashard Casey vs. Iowa	2000	
48. 300	24	38	1	1	Kerry Collins at Illinois	1994	

LONGEST PASS PLAYS

Yards	Players	Game	
1. 95	Sean Clifford to Daniel George	vs. Kent State, 2018	
2. 93	Trace McSorley to KJ Hamler	vs. Ohio State, 2018	
3. 92	Bill Hess to Bob Higgins	at Pittsburgh, 1919	
4. 88	Sean Clifford to KeAndre Lambert-Smith	vs. Utah, 2022	
5. 86	Sean Clifford to Jahan Dotson	at Maryland, 2021	
	86	Steve Joachim to Jim Scott	at Navy, 1971
7. 85	Trace McSorley to Saquon Barkley	vs. Georgia State, 2017	
8. 83	Sean Clifford to KeAndre Lambert-Smith	vs. Villanova, 2021	
9. 82	Matt Knizner to Eric Hamilton	vs. Pittsburgh, 1986	
10. 82	Kerry Collins to Freddie Scott	vs. Rutgers, 1994	
11. 80	Tom Sherman to Paul Johnson	at Maryland, 1967	
	80	Doug Strang to Dean DiMidio	vs. Alabama, 1983
	80	Pat Devlin to Stephon Green	vs. Michigan, 2008
	80	Rob Bolden to Derek Moyer	vs. Illinois, 2010
	80	Trace McSorley to Irvin Charles	vs. Minnesota, 2016
16. 79	Lance Longeran to John Greene	vs. Maryland, 1988	
	79	Kevin Thompson to Chafie Fields	at Miami (Fla.), 1999
	79	Daryll Clark to Chaz Powell	vs. Iowa, 2009
	79	Christian Hackenberg to Geno Lewis	vs. UCF, 2014
20. 78	Kevin Thompson to Chafie Fields	at Purdue, 1999	
21. 76	Chuck Burkhardt to Tom Cherry	at UCLA, 1968	
	76	John Hufnagel to Jimmy Scott	at Boston College, 1972
	76	Tom Shuman to Chuck Herd	vs. West Virginia, 1973
24. *75	John Andress to Dick Barvinchak	at Iowa, 1975	
	75	Tom Bill to David Daniels	vs. Temple, 1989
	75	Sean Clifford to Jahan Dotson	vs. Illinois, 2020

*Non-scoring play.

RECORDS

TOP 10 CAREER PASSERS

Season	Yards	Cmp.	Att.	TD	Int.
Sean Clifford					
2018	195	5	7	2	0
2019	2654	189	319	23	7
2020	1883	152	251	16	9
2021	3107	261	429	21	8
2022	2822	226	351	24	7
<i>Career</i>	<i>10661</i>	<i>833</i>	<i>1356</i>	<i>86</i>	<i>31</i>
Trace McSorley					
2015	142	14	27	2	0
2016	3614	224	387	29	8
2017	3570	284	427	28	10
2018	2530	192	361	18	7
<i>Career</i>	<i>9899</i>	<i>720</i>	<i>1215</i>	<i>77</i>	<i>25</i>
Christian Hackenberg					
2013	2955	231	392	20	10
2014	2977	270	484	12	15
2015	2525	192	359	16	6
<i>Career</i>	<i>8457</i>	<i>693</i>	<i>1235</i>	<i>48</i>	<i>31</i>
Zack Mills					
2001	1669	127	230	9	12
2002	2417	188	333	17	10
2003	1404	136	251	6	5
2004	1722	155	268	9	12
<i>Career</i>	<i>7212</i>	<i>606</i>	<i>1082</i>	<i>41</i>	<i>39</i>
Matt McGloin					
2009	0	0	2	0	0
2010	1548	118	215	14	9
2011	1571	125	231	8	5
2012	3271	270	446	24	5
<i>Career</i>	<i>6390</i>	<i>513</i>	<i>894</i>	<i>46</i>	<i>19</i>
Tony Sacca					
1988	821	54	146	4	5
1989	694	56	137	6	5
1990	1866	122	249	10	9
1991	2488	169	292	21	5
<i>Career</i>	<i>5869</i>	<i>401</i>	<i>824</i>	<i>41</i>	<i>24</i>
Daryll Clark					
2006	116	14	27	0	0
2007	31	6	9	0	0
2008	2592	192	321	19	6
2009	3003	232	381	24	10
<i>Career</i>	<i>5742</i>	<i>444</i>	<i>738</i>	<i>43</i>	<i>16</i>
Chuck Fusina					
1975	42	4	9	0	1
1976	1260	88	168	11	10
1977	2221	142	246	15	9
1978	1859	137	242	11	12
<i>Career</i>	<i>5382</i>	<i>371</i>	<i>665</i>	<i>37</i>	<i>32</i>
Kerry Collins					
1991	95	3	6	1	1
1992	925	64	137	4	2
1993	1605	127	250	13	11
1994	2679	176	264	21	7
<i>Career</i>	<i>5304</i>	<i>370</i>	<i>657</i>	<i>39</i>	<i>21</i>
Anthony Morelli					
2004	45	5	13	0	1
2005	155	13	20	1	0
2006	2424	208	386	11	8
2007	2651	234	402	19	10
<i>Career</i>	<i>5275</i>	<i>460</i>	<i>821</i>	<i>31</i>	<i>19</i>

GAME TD PASSES

1.	5	Tony Sacca vs. Georgia Tech	1991
	5	Rashard Casey vs. La. Tech	2000
3.	4	Tom Sherman vs. Pittsburgh	1967
	4	Chuck Fusina vs. Syracuse	1978
	4	Todd Blackledge vs. Temple	1982
	4	Todd Blackledge vs. Maryland	1982
	4	Todd Blackledge vs. Rutgers	1982
	4	John Sacca vs. Minnesota	1993
	4	Kerry Collins vs. Rutgers	1993
	4	Wally Richardson vs. Auburn	1995
	4	Zack Mills vs. Iowa	2002
	4	Michael Robinson at Illinois	2005
	4	Anthony Morelli vs. Buffalo	2007
	4	Daryll Clark vs. Michigan State	2008
	4	Matt McGloin vs. Northwestern	2010
	4	Matt McGloin vs. Navy	2012
	4	Matt McGloin vs. Indiana	2012
	4	Christian Hackenberg at Wisconsin	2013
	4	Christian Hackenberg vs. Boston College	2014
	4	Trace McSorley vs. Michigan State	2016
	4	Trace McSorley vs. Wisconsin	2016
	4	Trace McSorley vs. USC	2016
	4	Trace McSorley vs. Georgia State	2017
	4	Sean Clifford vs. Buffalo	2019
	4	Sean Clifford at Michigan State	2019
	4	Sean Clifford vs. Villanova	2021
	4	Sean Clifford at Purdue	2022
	4	Sean Clifford vs. Minnesota	2022
	4	Sean Clifford vs. Michigan State	2022
	4	Drew Allar vs. Iowa	2023
	4	Drew Allar at Maryland	2023

SEASON TOUCHDOWN PASSES

1.	29	Trace McSorley	2016
2.	28	Trace McSorley	2017
3.	25	Drew Allar	2023
4.	24	Daryll Clark	2009
	24	Matt McGloin	2012
	24	Sean Clifford	2022
7.	23	Sean Clifford	2019
8.	22	Todd Blackledge	1982
9.	21	Tony Sacca	1991
	21	Kerry Collins	1994
	21	Sean Clifford	2021
12.	20	Christian Hackenberg	2013
13.	19	Doug Strang	1983
	19	Anthony Morelli	2007
	19	Daryll Clark	2008
16.	18	Wally Richardson	1995
	18	Trace McSorley	2018
18.	17	Michael Robinson	2005
	17	Mike McQueary	1997
	17	Zack Mills	2002

CAREER TOUCHDOWN PASSES

1.	86	Sean Clifford	2018-22
2.	77	Trace McSorley	2015-18
3.	48	Christian Hackenberg	2013-15
4.	46	Matt McGloin	2009-12
5.	43	Daryll Clark	2006-09
6.	41	Todd Blackledge	1980-82
	41	Tony Sacca	1988-91
	41	Zack Mills	2001-04
9.	39	Kerry Collins	1991-94
10.	37	Chuck Fusina	1975-78
11.	31	Anthony Morelli	2004-07
12.	29	Drew Allar	2022-pres.
13.	27	Wally Richardson	1992, 94-96
14.	26	John Hufnagel	1970-72
15.	24	Doug Strang	1981-84
16.	23	Michael Robinson	2002-05
17.	22	Tom Shuman	1972-74
	22	Mike McQueary	1995-97
18.	20	Rashard Casey	1997-2000
19.	19	Kevin Thompson	1996-99
20.	18	John Shaffer	1983-86

GAME COMPLETIONS

1.	35	Matt McGloin vs. Northwestern	2012
	35	Sean Clifford at Ohio State	2021
3.	34	Christian Hackenberg vs. Boston Coll.	2014
4.	33	Wally Richardson vs. Wisconsin	1995
5.	32	Christian Hackenberg vs. UCF	2014
	32	Trace McSorley vs. Washington	2017
	32	Sean Clifford vs. Ohio State	2022
8.	31	Christian Hackenberg vs. Ohio State	2014
	31	Trace McSorley at Iowa	2017
10.	30	Christian Hackenberg at Indiana	2013
11.	29	Zack Mills vs. Purdue	2004
	29	Daryll Clark vs. Akron	2009

SEASON COMPLETIONS

1.	284	Trace McSorley	2017
2.	270	Matt McGloin	2012
	270	Christian Hackenberg	2014
4.	261	Sean Clifford	2021
5.	234	Anthony Morelli	2007
6.	233	Drew Allar	2023
7.	232	Daryll Clark	2009
8.	231	Christian Hackenberg	2013
9.	226	Sean Clifford	2022
10.	224	Trace McSorley	2016
11.	208	Anthony Morelli	2006
12.	193	Wally Richardson	1995
13.	192	Daryll Clark	2008
	192	Christian Hackenberg	2015
	192	Trace McSorley	2018
16.	189	Sean Clifford	2019
17.	188	Zack Mills	2002
18.	176	Kerry Collins	1994
19.	169	Tony Sacca	1991
20.	163	Rashard Casey	2000

CAREER COMPLETIONS

1.	833	Sean Clifford	2018-22
2.	720	Trace McSorley	2015-18
3.	693	Christian Hackenberg	2013-15
4.	606	Zack Mills	2001-04
5.	513	Matt McGloin	2009-12
6.	460	Anthony Morelli	2004-07
7.	444	Daryll Clark	2006-09
8.	401	Tony Sacca	1988-91
9.	378	Wally Richardson	1992, 94-96
10.	371	Chuck Fusina	1975-78
11.	370	Kerry Collins	1991-94
12.	341	Todd Blackledge	1980-82
13.	268	Drew Allar	2022-pres.
14.	263	Kevin Thompson	1996-99
15.	262	John Shaffer	1983-86
16.	248	Michael Robinson	2002-05
17.	242	Rashard Casey	1997-2000
18.	225	John Hufnagel	1970-72
19.	202	Doug Strang	1981-84
20.	188	Tom Shuman	1972-74

GAME PASSING ATTEMPTS

1.	57	Sean Clifford vs. Maryland	2020
2.	55	Christian Hackenberg at Indiana	2013
3.	54	Kerry Collins at BYU	1992
4.	52	Sean Clifford at Ohio State	2021
5.	51	Rashard Casey vs. Iowa	2000
	51	Matt McGloin vs. Northwestern	2012
7.	50	Christian Hackenberg vs. Boston College	2014
8.	49	Zack Mills vs. Purdue	2004
	49	Christian Hackenberg vs. Ohio State	2014
10.	48	Wally Richardson vs. Wisconsin	1995
	48	Matt McGloin vs. Ohio	2012
	48	Trace McSorley at Iowa	2017
13.	47	Christian Hackenberg vs. UCF	2014
	47	Trace McSorley at Michigan State	2017
	47	Sean Clifford at Maryland	2021
	47	Sean Clifford vs. Ohio State	2022
17.	46	Zack Mills at Minnesota	2004
18.	45	Wally Richardson at Michigan State	1995
	45	Matt McGloin vs. Ohio State	2012
	45	Christian Hackenberg vs. Michigan State	2014

SEASON PASSING ATTEMPTS

1.	484	Christian Hackenberg	2014
2.	446	Matt McGloin	2012
3.	429	Sean Clifford	2021
4.	427	Trace McSorley	2017
5.	402	Anthony Morelli	2007
6.	392	Christian Hackenberg	2013
7.	389	Drew Allar	2023
8.	387	Trace McSorley	2016
9.	386	Anthony Morelli	2006
10.	381	Daryll Clark	2009
11.	361	Trace McSorley	2018
12.	359	Christian Hackenberg	2015
13.	351	Sean Clifford	2022
14.	335	Wally Richardson	1995
15.	333	Zack Mills	2002
16.	321	Daryll Clark	2008
17.	319	Sean Clifford	2019
18.	311	Michael Robinson	2005
19.	309	Rashard Casey	2000
20.	292	Todd Blackledge	1982
	292	Tony Sacca	1991

CAREER PASSING ATTEMPTS

1.	1356	Sean Clifford	2018-22
2.	1235	Christian Hackenberg	2013-15
3.	1215	Trace McSorley	2015-18
4.	1082	Zack Mills	2001-04
5.	894	Matt McGloin	2009-12
6.	824	Tony Sacca	1988-91
7.	821	Anthony Morelli	2004-07
8.	738	Daryll Clark	2006-09
9.	692	Wally Richardson	1992, 94-96
10.	664	Chuck Fusina	1975-78
11.	658	Todd Blackledge	1980-82
12.	657	Kerry Collins	1991-94
13.	547	John Shaffer	1983-86
14.	505	Michael Robinson	2002-05
15.	495	Kevin Thompson	1996-99
16.	459	Rashard Casey	1997-2000
17.	449	Drew Allar	2022-pres.
18.	438	Doug Strang	1981-84
19.	408	John Hufnagel	1970-72
20.	365	Tom Shuman	1972-74

SEASON COMPLETION PERCENTAGE

(Min. 100 attempts)

1.	.667 (176-264)	Kerry Collins	1994
2.	.665 (224-387)	Trace McSorley	2017
3.	.644 (226-351)	Sean Clifford	2022
4.	.632 (86-136)	John Hufnagel	1971
5.	.609 (192-321)	Daryll Clark	2009
6.	.608 (261-429)	Sean Clifford	2021
7.	.606 (152-251)	Sean Clifford	2020
8.	.605 (270-446)	Matt McGloin	2012
9.	.599 (233-389)	Drew Allar	2023
10.	.598 (192-321)	Daryll Clark	2008
11.	.593 (192-361)	Trace McSorley	2018
12.	.592 (189-319)	Sean Clifford	2019
13.	.589 (231-392)	Christian Hackenberg	2013
14.	.582 (234-402)	Anthony Morelli	2007
15.	.580 (112-193)	Rob Bolden	2010
16.	.579 (224-387)	Trace McSorley	2016
17.	.579 (169-292)	Tony Sacca	1991
18.	.578 (155-268)	Zack Mills	2004
19.	.577 (142-246)	Chuck Fusina	1977
20.	.576 (193-335)	Wally Richardson	1995

CAREER COMPLETION PERCENTAGE

(Min. 200 attempts)

1.	.614 (833-1356)	Sean Clifford	2018-22
2.	.602 (444-738)	Daryll Clark	2006-09
3.	.597 (268-449)	Drew Allar	2022-pres.
4.	.593 (720-1215)	Trace McSorley	2015-18
5.	.574 (513-894)	Matt McGloin	2009-12
6.	.563 (370-657)	Kerry Collins	1991-94
7.	.561 (693-1235)	Christian Hackenberg	2013-14
8.	.560 (606-1082)	Zack Mills	2001-04
9.	.560 (460-821)	Anthony Morelli	2004-07
10.	.559 (371-664)	Chuck Fusina	1975-78
11.	.557 (171-307)	Mike McQueary	1995-97
12.	.551 (225-408)	John Hufnagel	1970-72
13.	.546 (378-692)	Wally Richardson	1992, 94-96
14.	.531 (263-495)	Kevin Thompson	1997-99
15.	.527 (242-459)	Rashard Casey	1997-2000
16.	.518 (341-658)	Todd Blackledge	1980-82
17.	.515 (188-365)	Tom Shuman	1972-74
18.	.505 (110-218)	Tom Bill	1987-90
19.	.503 (165-328)	Rob Bolden	2010-11
20.	.500 (108-216)	John Sacca	1991-93

SEASON YARDS PER ATTEMPT

(Min. 100 attempts)

1.	10.1	Kerry Collins	1994
2.	9.4	John Hufnagel	1972
3.	9.3	Trace McSorley	2016
4.	9.0	Chuck Fusina	1977
5.	8.7	John Hufnagel	1971
	8.7	Mike McQueary	1997
7.	8.5	Tom Shuman	1973
	8.5	Tony Sacca	1991
9.	8.4	Trace McSorley	2017
10.	8.3	Sean Clifford	2019
11.	8.1	Daryll Clark	2008
12.	8.0	Sean Clifford	2022
13.	7.9	Kevin Thompson	1999
	7.9	Tom Sherman	1967
	7.9	Daryll Clark	2009
16.	7.7	Chuck Fusina	1978
17.	7.6	Todd Blackledge	1982
	7.6	Michael Robinson	2005
19.	7.5	Chuck Fusina	1976
	7.5	Todd Blackledge	1981
	7.5	Doug Strang	1983
	7.5	Tony Sacca	1990
	7.5	Kevin Thompson	1998
	7.5	Christian Hackenberg	2013
	7.5	Sean Clifford	2020

CAREER YARDS PER ATTEMPT

(Min. 200 attempts)

1.	8.9	Mike McQueary	1995-97
2.	8.7	John Hufnagel	1970-72
3.	8.1	Chuck Fusina	1975-78
	8.1	Kerry Collins	1991-94
	8.1	Trace McSorley	2015-18
6.	7.9	Tom Shuman	1972-74
	7.9	Sean Clifford	2018-22
8.	7.8	Daryll Clark	2005-09
9.	7.5	Tom Sherman	1965-67
	7.5	Kevin Thompson	1996-99
11.	7.3	Todd Blackledge	1980-82
12.	7.2	Tom Bill	1987-90
	7.2	Matt McGloin	2009-12
14.	7.1	Tony Sacca	1988-91
15.	7.0	Michael Robinson	2002-05
16.	6.9	John Sacca	1991-93
17.	6.8	Doug Strang	1981-84
	6.8	Christian Hackenberg	2013-15
19.	6.7	Chuck Burkhardt	1967-69
	6.7	Zack Mills	2001-04

SEASON YARDS PER COMPLETION

(Min. 100 attempts)

1.	17.7	John Hufnagel	1972
2.	16.6	Tom Shuman	1973
3.	16.1	Trace McSorley	2016
4.	15.6	Chuck Fusina	1977
5.	15.5	Tom Sherman	1967
6.	15.3	Tony Sacca	1990
7.	15.2	Tony Sacca	1988
	15.2	Kerry Collins	1994
9.	15.1	Mike McQueary	1997
10.	15.0	Todd Blackledge	1981
11.	14.7	Doug Strang	1984
	14.7	Tony Sacca	1991
13.	14.5	Doug Strang	1983
	14.5	Kerry Collins	1992
	14.5	Michael Robinson	2005
16.	14.4	Kevin Thompson	1999
	14.4	Michael Robinson	2003
18.	14.3	Chuck Fusina	1976
19.	14.0	Tom Shuman	1974
	14.0	John Andress	1975
	14.0	Kevin Thompson	1998
	14.0	Matt Seneca	2001
	14.0	Sean Clifford	2019

CAREER YARDS PER COMPLETION

(Min. 200 attempts)

1.	16.0	Mike McQueary	1995-97
2.	15.9	Tom Sherman	1965-67
3.	15.8	John Hufnagel	1970-72
4.	15.4	Tom Shuman	1972-74
5.	14.7	Doug Strang	1981-84
6.	14.6	Tony Sacca	1988-91
7.	14.5	Chuck Fusina	1975-78
8.	14.3	Kerry Collins	1991-94
9.	14.2	Michael Robinson	2002-05
10.	14.2	Tom Bill	1987-90
11.	14.1	Todd Blackledge	1980-82
12.	14.1	Kevin Thompson	1996-99
13.	13.9	John Sacca	1991-93
14.	13.7	Chuck Burkhardt	1967-69
	13.7	Trace McSorley	2015-18
16.	13.6	John Andress	1974-76
17.	13.2	John Shaffer	1983-86
18.	13.1	Matt Knizner	1984-87
19.	12.9	Daryll Clark	2005-09
20.	12.8	Sean Clifford	2018-22

RECORDS

SEASON TOUCHDOWN PASS PERCENTAGE

(Min. 100 attempts)

1.	8.08	Tom Shuman	1973
2.	7.95	Kerry Collins	1994
3.	7.85	Kevin Thompson	1999
4.	7.53	Todd Blackledge	1982
5.	7.49	Trace McSorley	2016
6.	7.41	Pete Liske	1962
7.	7.35	John Hufnagel	1971
8.	7.34	Doug Strang	1983
9.	7.21	Sean Clifford	2019
10.	7.19	Tony Sacca	1991

CAREER TOUCHDOWN PASS PERCENTAGE

1.	9.14	Elwood Petchel	1946-48
2.	7.67	Tom Shuman	1972-74
3.	7.17	Mike McQueary	1994-97
4.	6.76	Galen Hall	1959-61
	6.76	Pete Liske	1961-63
6.	6.49	Drew Allar	2022-pres.
7.	6.48	John Sacca	1992-93
8.	6.37	John Hufnagel	1970-72
9.	6.34	Sean Clifford	2018-22
10.	6.33	Trace McSorley	2015-18

SEASON PASSING EFFICIENCY

(Min. 100 attempts)

1.	172.9	Kerry Collins	1994
2.	156.9	Trace McSorley	2016
3.	153.7	Trace McSorley	2017
4.	151.8	John Hufnagel	1971
5.	150.5	Sean Clifford	2022
6.	149.8	Tony Sacca	1991
7.	148.5	Sean Clifford	2019
8.	148.0	John Hufnagel	1972
9.	146.4	Chuck Fusina	1977
10.	145.0	Mike McQueary	1997
11.	143.7	Tom Shuman	1973
12.	143.4	Daryll Clark	2008
13.	142.6	Daryll Clark	2009
14.	137.7	Matt McGloin	2012
15.	137.4	Sean Clifford	2020
16.	136.9	Drew Allar	2023
17.	134.2	Todd Blackledge	1982
18.	134.0	Christian Hackenberg	2013
19.	133.6	Doug Strang	1983
	133.6	Sean Clifford	2021

NON-QUARTERBACK PASSING TOUCHDOWNS (SINCE 1969)

Year	Passer	Receiver	Yards	Opponent
1975	Dick Barvinchak (WR)	Dave Stutts (TE)	30	Syracuse
1980	Jon Williams (RB)	Mike Meade (RB)	6	Maryland
1980	Joel Coles (RB)	Kenny Jackson (WR)	25	Miami (Fla.)
1994	Mike Archie (RB)	Freddie Scott (WR)	51	Temple
1994	Mike Archie (RB)	Bobby Engram (WR)	55	Michigan State
2001	Eric McCoo (RB)	Tony Johnson (WR)	63	Illinois
2009	Curtis Drake (RB)	Andrew Quarless (TE)	14	Michigan State
2015	Nick Scott (RB)	Christian Hackenberg (QB)	14	Illinois
2015	Geno Lewis (WR)	DaeSean Hamilton (WR)	32	Northwestern
2017	Saquon Barkley (RB)	DaeSean Hamilton (WR)	16	Indiana
2022	KeAndre Lambert-Smith (WR)	Theo Johnson (TE)	48	Michigan State
2023	Trey Potts (RB)	Tyler Warren (TE)	11	Illinois

MISCELLANEOUS PASSING ACCOMPLISHMENTS

3,000 PASSING YARDS IN CONSECUTIVE SEASONS IN BIG TEN HISTORY

Tony Eason	Illinois	1981 (3,360), 1982 (3,671)
Jim Everett	Purdue	1984 (3,256), 1985 (3,651)
Chuck Hartlieb	Iowa	1987 (3,092), 1988 (3,738)
Drew Brees	Purdue	1998 (3,983), 1999 (3,909), 2000 (3,668)
Curtis Painter	Purdue	2006 (3,985), 2007 (3,846)
Connor Cook	Michigan State	2014 (3,214), 2015 (3,131)
Trace McSorley	Penn State	2016 (3,614), 2017 (3,570)
Aidan O'Connell	Purdue	2021 (3,712), 2022 (3,490)
C.J. Stroud	Ohio State	2021 (4,435), 2022 (3,688)
Taulia Tagovailoa	Maryland	2021 (3,860), 2022 (3,008)

CAREER PASSING EFFICIENCY

(Min. 200 attempts)

1.	145.6	Mike McQueary	1994-97
2.	144.5	Trace McSorley	2015-18
3.	143.8	Sean Clifford	2018-22
4.	140.8	John Hufnagel	1970-72
5.	140.4	Daryll Clark	2006-09
6.	137.3	Kerry Collins	1991-94
7.	135.8	Drew Allar	2023-pres.
8.	132.7	Chuck Fusina	1975-78
9.	128.3	Matt McGloin	2009-12
10.	128.0	Tom Shuman	1972-74
11.	127.7	Pete Liske	1961-63
12.	125.0	John Sacca	1991-93
13.	121.9	Kevin Thompson	1996-99
14.	121.8	Galen Hall	1959-61
15.	121.4	Christian Hackenberg	2013-15
16.	121.4	Todd Blackledge	1980-82
17.	119.6	Tom Sherman	1965-67
18.	119.1	Tony Sacca	1988-91
19.	117.8	Anthony Morelli	2004-07
20.	117.3	Zack Mills	2001-04

SEASON INTERCEPTION PERCENTAGE

1.	0.51	Drew Allar	2023
2.	1.12	Matt McGloin	2012
3.	1.46	Kerry Collins	1992
4.	1.67	Christian Hackenberg	2015
5.	1.99	Sean Clifford	2022
6.	1.71	Tony Sacca	1991
7.	1.79	Wally Richardson	1995
8.	1.86	Daryll Clark	2008
9.	1.94	John Sacca	1992
	1.94	Trace McSorley	2018
11.	1.96	John Shaffer	1986
12.	2.07	Trace McSorley	2016
13.	2.07	Anthony Morelli	2006
14.	2.09	Sean Clifford	2021
15.	2.19	Sean Clifford	2019
16.	2.47	Pete Liske	1962
17.	2.48	Anthony Morelli	2007

CAREER INTERCEPTION PERCENTAGE

(Min. 200 attempts)

1.	0.45	Drew Allar	2022-pres.
2.	2.02	Wally Richardson	1992, 94-96
3.	2.06	Trace McSorley	2015-18
4.	2.10	Matt McGloin	2009-12
5.	2.14	Anthony Morelli	2004-07
6.	2.17	Daryll Clark	2006-09
7.	2.29	Sean Clifford	2018-22
8.	2.31	John Sacca	1992-93
	2.31	Anthony Morelli	2004-07
10.	2.51	Christian Hackenberg	2013-15
11.	2.82	Pete Liske	1961-63
12.	2.83	Rashard Casey	1997-2000
13.	3.20	Kerry Collins	1991-94
14.	3.29	Tom Shuman	1972-74
15.	3.43	Kevin Thompson	1996-99

CAREER WINS AS A STARTING QB

1.	32	Sean Clifford	2018-22
2.	31	Trace McSorley	2015-18
3.	29	Todd Blackledge	1980-82
	29	Tony Sacca	1988-91
5.	27	Chuck Fusina	1975-78
6.	26	John Hufnagel	1970-72
7.	25	John Shaffer	1984-86
8.	22	Chuck Burkhart	1968-69
	22	Tom Shuman	1972-74
	22	Daryll Clark	2006-09
11.	21	Kerry Collins	1991-94
	21	Wally Richardson	1992, 94-96
	21	Christian Hackenberg	2013-15
14.	19	Kevin Thompson	1996-99
15.	18	Zack Mills	2001-04
	18	Anthony Morelli	2004-07

CAREER WINNING PERCENTAGE

AS A STARTING QB

(minimum 10 starts)

1.	1.000	22-0-0	Chuck Burkhart	1968-69
2.	.962	25-1-0	John Shaffer	1984-86
3.	.917	22-2-0	Tom Shuman	1972-74
4.	.897	26-3-0	John Hufnagel	1970-72
5.	.879	29-4-0	Todd Blackledge	1980-82
6.	.871	27-4-0	Chuck Fusina	1976-78
7.	.846	22-4-0	Daryll Clark	2006-09
8.	.808	21-5-0	Wally Richardson	1992, 94-96
	.808	21-5-0	Kerry Collins	1994-97
10.	.775	31-9-0	Trace McSorley	2015-18
11.	.773	8-2-1	Tom Sherman	1965-67
12.	.769	10-3-0	Drew Allar	2022-pres.
13.	.760	19-6-0	Kevin Thompson	1996-99
14.	.750	9-3-0	Mike McQueary	1994-97
15.	.738	29-10-1	Tony Sacca	1988-91

200-YARD PASSING GAMES

Yards	Att.	TD	Game, Season
Trace McSorley (28)			
209	31	2vs. Kent State, 2016
332	35	1at Pitt, 2016
287	24	1vs. Temple, 2016
335	41	1vs. Minnesota, 2016
228	23	3at Purdue, 2016
240	18	2vs. Iowa, 2016
332	30	2at Indiana, 2016
210	33	1at Rutgers, 2016
376	23	4vs. Michigan State, 2016
384	31	4vs. Wisconsin, 2016
254	29	4vs. USC, 2016
280	25	2vs. Akron, 2017
309	23	4vs. Georgia State, 2017
284	48	1at Iowa, 2017
315	36	2vs. Indiana, 2017
245	34	1at Northwestern, 2017
282	26	1vs. Michigan, 2017
381	47	3at Michigan State, 2017
214	21	2vs. Rutgers, 2017
325	36	3vs. Nebraska, 2017
237	33	2at Maryland, 2017
342	41	2vs. Washington, 2017
229	35	1vs. Appalachian St., 2018
229	22	2vs. Kent State, 2018
286	32	2vs. Ohio State, 2018
220	36	0at Indiana, 2018
230	22	1vs. Maryland, 2018
246	33	2vs. Kentucky, 2018

Yards	Att.	TD	Game, Season
Sean Clifford (27)			
280	14	2vs. Idaho, 2019
279	16	4vs. Buffalo, 2019
222	30	0vs. Pittsburgh, 2019
398	31	3at Maryland, 2019
264	29	3vs. Purdue, 2019
340	43	1at Minnesota, 2019
238	35	3at Indiana, 2020
281	30	3vs. Ohio State, 2020
340	57	3vs. Maryland, 2020
232	27	2vs. Michigan State, 2020
285	22	2vs. Illinois, 2020
247	33	1at Wisconsin, 2021
230	29	1vs. Ball State, 2021
280	32	2vs. Auburn, 2021
401	26	4vs. Villanova, 2021
361	52	1at Ohio State, 2021
363	47	3at Maryland, 2021
205	43	1vs. Michigan, 2021
313	34	3at Michigan State, 2021
282	37	4at Purdue, 2022
213	27	1vs. Ohio, 2022
217	34	3vs. Central Michigan, 2022
295	31	4vs. Minnesota, 2022
371	47	3vs. Ohio State, 2022
229	23	0at Indiana, 2022
202	24	4vs. Michigan State, 2022
279	21	2vs. Utah, 2022



Yards	Att.	TD	Game, Season
Christian Hackenberg (21)			
278	31	2vs. Syracuse, 2013
311	33	1vs. Eastern Michigan, 2013
262	28	1vs. UCF, 2013
340	55	3at Indiana, 2013
305	44	3vs. Michigan, 2013
240	32	1vs. Illinois, 2013
212	23	1vs. Purdue, 2013
217	33	2vs. Nebraska, 2013
339	30	4at Wisconsin, 2013
454	47	1vs. UCF, 2014
319	36	3vs. Akron, 2014
309	44	0at Rutgers, 2014
216	45	0vs. Northwestern, 2014
224	49	1vs. Ohio State, 2014
371	50	4vs. Boston College, 2014
296	35	3vs. San Diego St., 2015
262	39	2vs. Indiana, 2015
315	29	3vs. Maryland, 2015
266	29	2vs. Illinois, 2015
205	40	0at Northwestern, 2015
257	39	2at Michigan State, 2015

Yards	Att.	TD	Game, Season
Matt McGloin (18)			
250	28	1vs. Michigan, 2010
225	29	4vs. Northwestern, 2010
315	31	2vs. Indiana, 2010
312	43	2vs. Michigan State, 2010
211	41	1vs. Florida, 2010
220	17	3vs. Eastern Michigan, 2011
204	22	1at Indiana, 2011
260	48	2vs. Ohio, 2012
231	21	4vs. Navy, 2012
318	36	1vs. Temple, 2012
211	30	1at Illinois, 2012
282	51	2vs. Northwestern, 2012
289	38	2at Iowa, 2012
327	45	2vs. Ohio State, 2012
321	36	2at Purdue, 2012
240	37	1at Nebraska, 2012
395	32	4vs. Indiana, 2012
200	37	1vs. Wisconsin, 2012

Yards	Att.	TD	Game, Season
Kerry Collins (16)			
249	30	2at West Virginia, 1992
317	54	1at BYU, 1992
222	25	4vs. Rutgers, 1993
215	29	2vs. Indiana, 1993
278	30	1at Northwestern, 1993
352	42	3at Michigan State, 1993
260	23	3at Minnesota, 1994
248	33	2vs. USC, 1994
328	16	2vs. Rutgers, 1994
286	19	3at Temple, 1994
231	32	3at Michigan, 1994
265	23	2vs. Ohio State, 1994
213	32	2at Indiana, 1994
300	38	1at Illinois, 1994
289	24	1vs. Michigan State, 1994
200	30	0vs. Oregon, 1994

Yards	Att.	TD	Game, Season
Zack Mills (16)			
240	24	1vs. Miami (Fla.), 2001
244	38	0vs. Michigan, 2001
280	32	2vs. Ohio State, 2001
280	33	2vs. Southern Miss., 2001
240	24	1at Michigan State, 2001
259	19	0vs. Nebraska, 2002
399	23	4vs. Iowa, 2002
287	21	0at Wisconsin, 2002
264	19	2at Michigan, 2002
227	19	2vs. Virginia, 2002
253	47	1vs. Ohio State, 2003
230	36	0at Northwestern, 2003
254	41	1at Boston College, 2004
229	29	1vs. UCF, 2004
250	46	1at Minnesota, 2004
293	49	1vs. Purdue, 2004

Yards	Att.	TD	Game, Season
Darryl Clark (14)			
215	23	2vs. Oregon State, 2008
220	26	0at Purdue, 2008
244	25	1at Wisconsin, 2008
240	36	2vs. Indiana, 2008
341	26	4vs. Michigan State, 2008
273	36	2vs. USC, 2008
353	40	3vs. Akron, 2009
240	31	3vs. Syracuse, 2009
234	19	3vs. Eastern Illinois, 2009
287	32	1vs. Minnesota, 2009
230	27	4at Michigan, 2009
274	31	1at Northwestern, 2009
310	27	4at Michigan State, 2009
216	35	1vs. LSU, 2009

Yards	Att.	TD	Game, Season
Chuck Fusina (11)			
261	25	2at West Virginia, 1976
219	19	2at Temple, 1976
212	27	2at Miami (Fla.), 1976
245	23	1vs. Houston, 1977
286	29	2vs. Maryland, 1977
230	32	1vs. Kentucky, 1977
315	36	2at NC State, 1977
249	22	3vs. Temple, 1977
211	24	1at Kentucky, 1978
293	27	3vs. Syracuse, 1978
234	29	1vs. Maryland, 1978

Yards	Att.	TD	Game, Season
Anthony Morelli (11)			
206	32	3vs. Akron, 2006
288	33	0vs. Northwestern, 2006
281	34	2at Minnesota, 2006
220	37	2vs. Michigan State, 2006
295	38	3vs. FIU, 2007
202	27	4vs. Buffalo, 2007
298	38	1at Illinois, 2007
233	31	1vs. Iowa, 2007
216	28	1vs. Wisconsin, 2007
210	35	1vs. Purdue, 2007
260	33	3at Temple, 2007

Yards	Att.	TD	Game, Season
Tony Sacca (11)			
215	27	0vs. Syracuse, 1988
206	20	2vs. BYU, 1989
243	32	0vs. Texas, 1990
243	34	1at USC, 1990
277	34	3at Notre Dame, 1990
206	24	5vs. Georgia Tech, 1991
236	40	1at USC, 1991
292	22	1vs. Boston College, 1991
211	21	2at Temple, 1991
263	38	2at Miami (Fla.), 1991
220	28	0vs. Rutgers, 1991

Yards	Att.	TD	Game, Season
Todd Blackledge (9)			
358	41	2at Miami (Fla.), 1981
262	23	2at Pittsburgh, 1981
203	25	4vs. Temple, 1982
262	30	4vs. Maryland, 1982
213	24	4vs. Rutgers, 1982
295	39	3vs. Nebraska, 1982
234	36	2at Alabama, 1982
243	27	1at Boston College, 1982
228	23	1vs. Georgia, 1982

Yards	Att.	TD	Game, Season
Wally Richardson (9)			
252	26	3at Rutgers, 1995
259	48	1vs. Wisconsin, 1995
281	29	2at Purdue, 1995
202	24	2at Iowa, 1995
220	45	2at Michigan State, 1995
217	24	4vs. Auburn, 1995
246	28	0at Wisconsin, 1996
201	22	2vs. Northwestern, 1996
281	31	1vs. Michigan State, 1996

Yards	Att.	TD	Game, Season
Michael Robinson (8)			
379	43	2vs. Wisconsin, 2003
220	17	3vs. Cincinnati, 2005
274	23	3vs. Central Michigan, 2005
271	36	3at Northwestern, 2005
239	34	0at Michigan, 2005
213	29	0vs. Purdue, 2005
238	28	2vs. Wisconsin, 2005
253	39	1vs. Florida State, 2005

Yards	Att.	TD	Game, Season
Drew Allar (7)			
325	29	3vs. West Virginia, 2023
204	26	1vs. Delaware, 2023
208	33	0at Illinois, 2023
210	31	3Indiana, 2023
240	34	4at Maryland, 2023
292	26	2at Michigan State, 2023
295	39	2vs. Ole Miss, 2023
John Hufnagel (6)			
220	19	1at Tennessee, 1971
202	20	1at Illinois, 1972
290	30	1vs. Maryland, 1972
212	19	1vs. NC State, 1972
271	22	2at Boston College, 1972
260	30	3vs. Pittsburgh, 1972

Yards	Att.	TD	Game, Season
Mike McQueary (6)			
366	36	2vs. Pittsburgh, 1997
219	18	3at Louisville, 1997
266	21	3at Illinois, 1997
222	23	0at Northwestern, 1997
253	24	2at Purdue, 1997
269	19	3vs. Wisconsin, 1997

Yards	Att.	TD	Game, Season
Doug Strang (5)			
254	36	3vs. Iowa, 1983
241	21	3vs. Alabama, 1983
220	26	3vs. West Virginia, 1983
274	24	3vs. Notre Dame, 1983
246	23	2at Pittsburgh, 1983

Yards	Att.	TD	Game, Season
Rob Bolden (4)			
239	29	2vs. Youngstown St., 2010
217	27	1vs. Kent State, 2010
223	28	0vs. Temple, 2010
212	37	0at Iowa, 2010

Yards	Att.	TD	Game, Season
Kevin Thompson (4)			
246	32	1at Minnesota, 1998
269	26	1vs. Illinois, 1998
232	29	0vs. Pittsburgh, 1999
263	37	1vs. Michigan, 1999

Yards	Att.	TD	Game, Season
Rashard Casey (3)			
208	24	2vs. Illinois, 2000
302	51	1vs. Iowa, 2000
218	18	3vs. Michigan State, 2000

Yards	Att.	TD	Game, Season
John Sacca (3)			
303	37	3at Rutgers, 1992
288	41	1vs. Boston College, 1992
274	32	4vs. Minnesota, 1993

Yards	Att.	TD	Game, Season
Tom Sherman (3)			
221	26		

RECEIVING RECORDS

RECEPTIONS			
Game:	14	DaeSean Hamilton vs. Ohio State	2014
By a senior:	11	O.J. McDuffie vs. Boston College	1992
		Jahan Dotson at Maryland	2021
		Jahan Dotson at Ohio State	2021
By a junior:	13	Freddie Scott vs. Wisconsin	1995
By a sophomore:	11	Deon Butler vs. Northwestern	2006
		Chris Godwin at Michigan State	2015
By a freshman:	14	DaeSean Hamilton vs. Ohio State	2014
By a running back:	12	Saquon Barkley vs. Iowa	2017
Season:	97	Allen Robinson	2013
By a senior:	91	Jahan Dotson	2021
By a junior:	97	Allen Robinson	2013
By a sophomore:	77	Allen Robinson	2012
By a freshman:	82	DaeSean Hamilton	2014
By a wide receiver:	97	Allen Robinson	2013
By a tight end:	57	Mike Gesicki	2017
By a running back:	54	Saquon Barkley	2017
Career:	214	DaeSean Hamilton	2014-17
By a wide receiver:	214	DaeSean Hamilton	2014-17
By a tight end:	129	Mike Gesicki	2014-17
By a running back:	102	Saquon Barkley	2015-17

RECEIVING YARDAGE			
Game:	242	Jahan Dotson at Maryland	2021
By a senior:	242	Jahan Dotson at Maryland	2021
By a junior:	189	Jahan Dotson vs. Illinois	2020
By a sophomore:	216	Deon Butler vs. Northwestern	2006
By a freshman:	165	DaeSean Hamilton vs. UCF	2014
By a wide receiver:	242	Jahan Dotson at Maryland	2021
By a tight end:	136	Matt Kranchick vs. Wisconsin	2003
By a running back:	155	Len Krouse at Syracuse	1940
Season:	1432	Allen Robinson	2013
By a senior:	1182	Jahan Dotson	2021
By a junior:	1432	Allen Robinson	2013
By a sophomore:	1101	Chris Godwin	2015
By a freshman:	899	DaeSean Hamilton	2014
By a wide receiver:	1432	Allen Robinson	2013
By a tight end:	679	Mike Gesicki	2016
By a running back:	632	Saquon Barkley	2017
Career:	3026	Bobby Engram	1991, 93-95
By a wide receiver:	3026	Bobby Engram	1991, 93-95
By a tight end:	1481	Mike Gesicki	2014-17
By a running back:	1195	Saquon Barkley	2015-17


RECEIVING YARDAGE AVG.			
Season:	36.1	Jimmy Scott (12-433, 3 TD)	1972
Career:	30.7	Jimmy Scott (23-705, 6 TD)	1971-73

TOUCHDOWNS			
Game:	4	Bobby Engram vs. Minnesota	1993
By a senior:	3	Bobby Engram at Rutgers	1995
		Joe Jurevicius at Louisville	1997
		Tony Johnson vs. Indiana	2003
		DaeSean Hamilton vs. Indiana	2017
		Jahan Dotson at Maryland	2021
By a junior:	3	Jahan Dotson vs. Ohio State	2020
By a sophomore:	4	Bobby Engram vs. Minnesota	1993
By a freshman:	2	Kyle Brady vs. Cincinnati	1991
		Deon Butler vs. Central Mich.	2005
		Deon Butler vs. Wisconsin	2005
		Pat Freiermuth at Rutgers	2018
		Parker Washington vs. Maryland	2020
		Parker Washington vs. Mich. St.	2020
Season:	13	Bobby Engram	1993
By a senior:	12	Jahan Dotson	2021
By a junior:	11	Chris Godwin	2016
By a sophomore:	13	Bobby Engram	1993
By a freshman:	9	Deon Butler	2005
By a wide receiver:	13	Bobby Engram	1993
By a tight end:	9	Mike Gesicki	2017
By a running back:	5	Curt Warner	1982
Career:	31	Bobby Engram	1991, 93-95
By a wide receiver:	31	Bobby Engram	1991, 93-95
By a tight end:	15	Mike Gesicki	2014-17
		Pat Freiermuth	2018-20
By a running back:	9	Eric McCoo	1998-2001

CAREER RECEIVING YARDAGE (1,000-YARD RECEIVERS)

Yards	Rec.	TD	Player, Pos.	Years
1.	3026	167	31 Bobby Engram, WR	1991, 93-95
2.	2842	214	18 DaeSean Hamilton, WR	2014-17
3.	2771	179	22 Deon Butler, WR	2005-08
4.	2757	183	25 Jahan Dotson, WR	2018-21
5.	2479	177	17 Allen Robinson, WR	2011-13
6.	2421	154	18 Chris Godwin, WR	2014-16
7.	2395	144	18 Derek Moye, WR	2008-11
8.	2015	158	13 Jordan Norwood, WR	2005-08
9.	2008	110	10 Bryant Johnson, WR	1999-2002
10.	2006	109	25 Kenny Jackson, WR	1980-83
11.	1988	125	16 O.J. McDuffie, WR	1988-92
12.	1920	146	12 Parker Washington, WR	2020-22
13.	1894	94	15 Joe Jurevicius, WR	1994-97
14.	1837	117	5 Jack Curry, WR	1965-67
15.	1825	108	15 Terry Smith, WR	1988-91
16.	1743	161	9 Derrick Williams, WR	2005-08
17.	1721	126	11 KeAndre Lambert-Smith, WR	2020-23
18.	1702	107	11 Tony Johnson, WR	2000-03
19.	1658	98	13 KJ Hamler, WR	2018-19
20.	1520	93	11 Freddie Scott, WR	1993-95
21.	1481	129	15 Mike Gesicki, TE	2014-17
22.	1437	88	8 Chafie Fields, WR	1996-99
23.	1343	86	10 Ted Kwalick, TE	1966-68
24.	1263	65	11 Scott Fitzkee, WR	1975-78
25.	1245	83	6 DeAndre Thompkins, WR	2015-18
26.	1222	69	9 David Daniels, WR	1988-90
27.	1195	102	8 Saquon Barkley, RB	2015-17
28.	1185	92	16 Pat Freiermuth, TE	2018-20
29.	1181	90	8 Geno Lewis, WR	2013-15
30.	1146	87	8 Andrew Quarless, TE	2006-09
31.	1132	71	5 Eddie Drummond, WR	1998-2001
32.	1123	81	2 Juwan Johnson, WR	2016-18
33.	1058	56	7 Jimmy Cefalo, WR	1974-77
34.	1047	73	3 Justin Brown, WR	2009-11
35.	1038	67	8 Dan Natale, TE	1972-74
36.	1016	66	4 Mickey Shuler, TE	1975-77
37.	1005	78	11 Jesse James, TE	2012-14


CAREER LEADERS



Bobby Engram
3026 yards



DaeSean Hamilton
2842 yards



Deon Butler
2771 yards

CAREER RECEIVING TOUCHDOWNS

1.	31	Bobby Engram	1991, 93-95
2.	25	Kenny Jackson	1980-83
	25	Jahan Dotson	2018-21
4.	22	Deon Butler	2005-08
5.	18	Derek Moye	2008-11
	18	Chris Godwin	2014-16
	18	DaeSean Hamilton	2014-17
8.	17	Allen Robinson	2011-13
9.	16	O.J. McDuffie	1988-92
10.	15	Terry Smith	1988-91
	15	Joe Jurevicius	1994-97
	15	Mike Gesicki	2014-17
	15	Pat Freiermuth	2018-20
14.	13	Jordan Norwood	2005-08
	13	KJ Hamler	2018-19
16.	12	Parker Washington	2020-21
	12	Theo Johnson	2020-23
18.	11	Scott Fitzkee	1975-78
	11	Freddie Scott	1993-95
	11	Tony Johnson	2000-03
	11	Jesse James	2012-14
	11	Brenton Strange	2019-22
	11	KeAndre Lambert-Smith	2020-23
11	11	Tyler Warren	2020-pres.

SEASON RECEIVING TOUCHDOWNS

1.	13	Bobby Engram	1993
2.	12	Jahan Dotson	2021
3.	11	Bobby Engram	1995
	11	Allen Robinson	2012
	11	Chris Godwin	2016
6.	10	Joe Jurevicius	1997
7.	9	O.J. McDuffie	1992
	9	Freddie Scott	1994
	9	Deon Butler	2005
	9	Mike Gesicki	2017
	9	DaeSean Hamilton	2017
12.	8	Terry Smith	1991
	8	Derek Moye	2010
	8	Pat Freiermuth	2018
	8	KJ Hamler	2019
	8	Jahan Dotson	2020
17.	7	Kenny Jackson	1982
	7	Kenny Jackson	1983
	7	Bobby Engram	1994
	7	Deon Butler	2008
	7	Graham Zug	2009
	7	Pat Freiermuth	2019
	7	Theo Johnson	2023
	7	Tyler Warren	2023

SEASON RECEIVING YARDAGE

	Yards	Rec.	TD	Player	Year
1.	1432	97	6	Allen Robinson	2013
2.	1182	91	12	Jahan Dotson	2021
3.	1101	69	5	Chris Godwin	2015
4.	1084	63	11	Bobby Engram	1995
5.	1029	52	7	Bobby Engram	1994
6.	1018	77	11	Allen Robinson	2012
7.	982	59	11	Chris Godwin	2016
8.	977	63	9	O.J. McDuffie	1992
9.	973	47	9	Freddie Scott	1994
10.	917	48	4	Bryant Johnson	2002
11.	904	56	8	KJ Hamler	2019
12.	899	82	2	DaeSean Hamilton	2014
13.	885	53	8	Derek Moya	2010
14.	884	52	8	Jahan Dotson	2020
15.	873	48	13	Bobby Engram	1993
16.	869	41	4	Joe Jurevicius	1996
17.	866	51	3	Bryant Johnson	2001
18.	857	53	9	DaeSean Hamilton	2017
19.	846	55	8	Terry Smith	1991
20.	820	64	4	Parker Washington	2021

GAME RECEIVING YARDAGE

	Yards	Rec.	TD	Player/Game	Year
1.	242	11	3	Jahan Dotson at Maryland	2021
2.	216	11	0	Deon Butler vs. Northwestern	2006
3.	212	11	1	O.J. McDuffie vs. Boston College	1992
4.	203	9	1	Bobby Engram at Purdue	1995
5.	200	8	1	Bobby Engram vs. Rutgers	1994
6.	197	10	3	Allen Robinson vs. Indiana	2012
7.	189	6	2	Jahan Dotson vs. Illinois	2020
8.	187	9	2	Chris Godwin vs. USC	2016
9.	179	11	1	Parker Washington vs. Ohio State	2022
10.	177	5	2	Chafie Fields at Miami (Fla.)	1999
11.	175	8	3	Bobby Engram at Rutgers	1995
12.	173	12	2	Allen Robinson at Indiana	2013
	173	12	1	Allen Robinson at Ohio State	2013
	173	8	1	Geno Lewis vs. UCF	2014
15.	169	8	1	Bobby Engram vs. Michigan St.	1994
16.	165	10	1	Terry Smith at USC	1991
	165	8	4	Bobby Engram vs. Minnesota	1993
	165	11	0	Allen Robinson vs. Illinois	2013
	165	11	0	DaeSean Hamilton vs. UCF	2014
20.	158	5	2	Kenny Jackson at Pittsburgh	1981
	158	6	2	Derek Moya at Indiana	2011

CAREER RECEPTIONS

	Rec.	Yards	Avg.	TD	Player, Pos.	Years
1.	214	2842	13.3	18	DaeSean Hamilton, WR	2014-17
2.	183	2757	15.1	25	Jahan Dotson, WR	2018-21
3.	179	2771	15.5	22	Deon Butler, WR	2005-08
4.	177	2474	14.0	17	Allen Robinson, WR	2011-13
5.	167	3026	18.1	31	Bobby Engram, WR	1991, 93-95
6.	161	1743	10.8	9	Derrick Williams, WR	2005-08
7.	158	2015	12.7	13	Jordan Norwood, WR	2005-08
8.	154	2421	15.7	18	Chris Godwin, WR	2014-16
9.	144	2395	16.6	18	Derek Moya, WR	2008-11
10.	146	1920	13.2	12	Parker Washington, WR	2020-22
11.	129	1481	11.5	15	Mike Gesicki, TE	2014-17
12.	126	1721	13.7	11	KeAndre Lambert-Smith, WR	2020-23
13.	125	1988	15.9	16	O.J. McDuffie, WR	1988-92
14.	117	1837	15.7	5	Jack Curry, WR	1965-67
15.	110	2008	18.3	10	Bryant Johnson, WR	1999-2002
16.	109	2006	18.4	25	Kenny Jackson, WR	1980-83
17.	108	1825	16.9	15	Terry Smith, WR	1988-91
18.	107	1702	15.9	11	Tony Johnson, WR	2000-03
19.	102	1195	11.7	8	Saquon Barkley, RB	2015-17
20.	98	1658	16.9	13	KJ Hamler, WR	2018-19
	94	1894	20.1	15	Joe Jurevicius, WR	1994-97

SEASON RECEPTIONS

	Rec.	Yards	Avg.	TD	Player	Year
1.	97	1432	14.8	6	Allen Robinson	2013
2.	91	1182	13.0	12	Jahan Dotson	2021
3.	82	899	11.0	2	DaeSean Hamilton	2014
4.	77	1013	13.2	11	Allen Robinson	2012
5.	69	1101	16.0	5	Chris Godwin	2015
6.	64	820	12.8	4	Parker Washington	2021
7.	63	977	15.5	9	O.J. McDuffie	1992
	63	1084	17.2	11	Bobby Engram	1995
9.	59	982	16.6	11	Chris Godwin	2016
10.	57	563	9.9	9	Mike Gesicki	2017
11.	56	904	16.1	8	KJ Hamler	2019
12.	55	846	15.4	8	Terry Smith	1991
	55	529	9.6	3	Derrick Williams	2007
	55	751	13.7	2	Geno Lewis	2014
15.	54	701	13.0	1	Juwan Johnson	2017
	54	632	11.7	3	Saquon Barkley	2017
17.	53	885	16.7	8	Derek Moya	2010
	53	857	16.2	9	DaeSean Hamilton	2017
	53	673	12.7	4	KeAndre Lambert-Smith	2023

CAREER YARDS PER RECEPTION

1.	20.54	Ray Roundtree	1984-87
2.	20.15	Joe Jurevicius	1994-97
3.	19.58	Saeed Blacknall	2014-17
4.	19.43	Scott Fitzkee	1975-78
5.	18.89	Jimmy Cefalo	1974-77
6.	18.40	Kenny Jackson	1980-83
7.	18.25	Bryant Johnson	1999-2002
8.	18.12	Bobby Engram	1991, 93-95
9.	18.12	Dean DiMidio	1982-85
10.	17.71	David Daniels	1988-90
11.	17.00	Eric Hamilton	1984-86
12.	16.92	KJ Hamler	2018-19
13.	16.90	Terry Smith	1988-91
14.	16.63	Derek Moya	2007-11
15.	16.59	Gary Hayman	1972-73

SEASON YARDS PER RECEPTION

1.	21.20	Joe Jurevicius	1996
2.	20.95	Joe Jurevicius	1997
3.	20.70	Freddie Scott	1994
4.	19.79	Bobby Engram	1994
5.	19.10	Bryant Johnson	2002
6.	18.68	Deon Butler	2005
7.	18.67	Tony Johnson	2001
8.	18.63	Eddie Drummond	1999
9.	18.38	Kenny Jackson	1980
10.	18.28	Terry Smith	1990
11.	18.19	Bobby Engram	1993
12.	18.18	Mickey Shuler	1977
13.	18.11	Jimmy Cefalo	1977
14.	18.07	Jahan Dotson	2019
15.	18.04	Gregg Garrity	1981



RECORDS

SEASON RECEIVING YARDAGE LEADERS

Season	Player	Rec.	Yards	Avg.	TD
1946	Sam Tamburo	7	126	18.0	1
1947	Jeff Durkota	6	110	18.5	3
1948	Sam Tamburo	17	301	17.7	3
1949	Robert Hicks	10	196	19.6	2
1950	John Smidansky	23	383	16.7	3
1951	Don Malinak	14	138	9.9	2
1952	Jesse Arnelle	33	291	8.8	2
1953	Jim Garrity	30	349	11.6	1
1954	Jack Sherry	11	160	14.5	1
1955	Billy Kane	9	184	20.4	2
1956	Billy Kane	16	232	14.4	0
1957	Les Walters	24	440	18.3	5
1958	Maurice Schleicher	9	127	14.1	0
1959	Dick Hoak	14	167	11.9	0
1960	Jim Kerr	13	163	12.5	2
1961	Jim Schwab	16	257	16.1	0
1962	Junior Powell	32	303	9.5	3
1963	Dick Anderson	21	229	10.9	2
1964	Bill Huber	25	347	13.9	1
1965	Jack Curry	42	572	13.6	2
1966	Jack Curry	34	584	17.2	1
1967	Jack Curry	41	681	16.6	2
1968	Ted Kwalick	31	403	13.0	2
1969	Greg Edmonds	20	246	12.3	0
1970	Greg Edmonds	38	506	13.3	6
1971	Bob Parsons	30	489	15.6	5
1972	Dan Natale	30	460	15.3	5
1973	Gary Hayman	30	525	17.5	3
1974	Jerry Jeram	17	259	15.2	2
1975	Dick Barvinchak	17	327	19.2	0
1976	Mickey Shuler	21	281	12.9	3
1977	Mickey Shuler	33	600	18.2	1
1978	Scott Fitzkee	37	630	17.0	6
1979	Brad Scovill	26	331	12.7	3
1980	Kenny Jackson	21	386	18.4	5
1981	Gregg Garrity	23	415	18.0	1
1982	Kenny Jackson	41	697	17.0	7
1983	Kevin Baugh	36	547	15.2	5
1984	Herb Bellamy	16	306	19.1	2
1985	Ray Roundtree	15	285	19.0	2
1986	D.J. Dozier	26	287	11.0	2
1987	Blair Thomas	23	300	13.0	2
1988	Michael Timpson	22	342	15.6	2
1989	David Daniels	22	362	16.5	4
1990	David Daniels	31	538	17.4	4
1991	Terry Smith	55	846	15.4	8
1992	O.J. McDuffie	63	977	15.5	9
1993	Bobby Engram	48	873	18.2	13
1994	Bobby Engram	52	1029	19.8	7
1995	Bobby Engram	63	1084	17.2	11
1996	Joe Jurevicius	41	869	21.2	4
1997	Joe Jurevicius	39	817	20.9	10
1998	Corey Jones	27	368	13.6	2
1999	Chafie Fields	39	692	17.7	5
2000	Tony Stewart	38	451	11.9	2
2001	Bryant Johnson	51	866	17.0	3
2002	Bryant Johnson	48	917	19.1	4
2003	Tony Johnson	32	445	13.9	4
2004	Tony Hunt	39	334	8.6	0
2005	Deon Butler	37	691	18.7	9
2006	Deon Butler	48	637	13.3	2
2007	Derrick Williams	55	529	9.6	3
2008	Deon Butler	47	810	17.2	7
2009	Derek Moya	48	785	16.4	6
2010	Derek Moya	53	885	16.7	8
2011	Derek Moya	40	654	16.4	3
2012	Allen Robinson	77	1018	13.2	11
2013	Allen Robinson	97	1432	14.8	6
2014	DaeSean Hamilton	82	899	11.0	2
2015	Chris Godwin	69	1101	16.0	5
2016	Chris Godwin	59	982	16.6	11
2017	DaeSean Hamilton	53	857	16.2	9
2018	KJ Hamler	42	754	18.0	5
2019	KJ Hamler	56	904	16.1	8
2020	Jahan Dotson	52	884	17.0	8
2021	Jahan Dotson	91	1182	13.0	12
2022	Parker Washington	46	611	13.3	2
2023	KeAndre Lambert-Smith	53	673	12.7	4

100 YARDS RECEIVING IN A GAME

By Two Players

Jon Williams (119), Gregg Garrity (104) at Miami (Fla.)	1981
David Daniels (154), Terry Smith (100) vs. Florida State	1990
Bobby Engram (200), Freddie Scott (108) vs. Rutgers	1994
Bobby Engram (136), Freddie Scott (115) at Temple	1994
Bobby Engram (169), Freddie Scott (145) vs. Michigan State	1994
Bryant Johnson (146), Tony Johnson (111) vs. Iowa	2002
Matt Kranchick (136), Tony Johnson (122) vs. Wisconsin	2003
Jordan Norwood (113), Deon Butler (110) at Syracuse	2008
DaeSean Hamilton (165), Geno Lewis (173) vs. UCF	2014
Geno Lewis (109), DaeSean Hamilton (103) at Rutgers	2014
Saeed Blacknall (155), DaeSean Hamilton (118) vs. Wisconsin	2016
DaeSean Hamilton (112), DeAndre Thompkins (102) at Michigan State	2017
KJ Hamler (119), Pat Freiermuth (101) at Minnesota	2019
Parker Washington (148), Jahan Dotson (117) vs. Villanova	2021
Jahan Dotson (127), Parker Washington (108) at Ohio State	2021



Allen Robinson

TOP 10 CAREER RECEIVERS

Season	Rec.	Yards	Avg.	TD	Season	Rec.	Yards	Avg.	TD
Bobby Engram					Chris Godwin				
1991	4	40	10.0	0	2014	25	321	12.8	2
1993	48	873	18.2	13	2015	69	1101	16.0	5
1994	52	1029	19.8	7	2016	59	982	16.6	11
1995	63	1084	17.2	11	<i>Career</i>	<i>154</i>	<i>2421</i>	<i>15.7</i>	<i>18</i>
<i>Career</i>	<i>167</i>	<i>3026</i>	<i>18.1</i>	<i>31</i>	Derek Moya				
DaeSean Hamilton					2008	3	71	23.7	1
2014	82	899	11.0	2	2009	48	785	16.4	6
2015	45	580	12.9	6	2010	53	885	16.7	8
2016	34	506	14.9	1	2011	40	654	16.4	3
2017	53	857	16.2	9	<i>Career</i>	<i>144</i>	<i>2395</i>	<i>16.6</i>	<i>18</i>
<i>Career</i>	<i>214</i>	<i>2842</i>	<i>13.3</i>	<i>18</i>	Jordan Norwood				
Deon Butler					2005	32	422	13.2	0
2005	37	691	18.7	9	2006	45	472	10.5	2
2006	48	637	13.3	2	2007	40	484	12.1	5
2007	47	633	13.5	4	2008	41	637	15.5	6
2008	47	810	17.2	7	<i>Career</i>	<i>158</i>	<i>2015</i>	<i>12.7</i>	<i>13</i>
<i>Career</i>	<i>179</i>	<i>2771</i>	<i>15.5</i>	<i>22</i>	Bryant Johnson				
Jahan Dotson					1999	7	140	20.0	2
2018	13	203	15.6	0	2000	4	85	21.3	1
2019	27	488	18.1	5	2001	51	866	17.0	3
2020	52	884	17.0	8	2002	48	917	19.1	4
2021	91	1182	13.0	12	<i>Career</i>	<i>110</i>	<i>2008</i>	<i>18.3</i>	<i>10</i>
<i>Career</i>	<i>183</i>	<i>2757</i>	<i>15.1</i>	<i>25</i>	Kenny Jackson				
Allen Robinson					1980	21	386	18.4	5
2011	3	29	9.7	0	1981	19	440	23.2	6
2012	77	1018	13.2	11	1982	41	697	17.0	7
2013	97	1432	14.8	6	1983	28	483	17.3	7
<i>Career</i>	<i>177</i>	<i>2479</i>	<i>14.0</i>	<i>17</i>	<i>Career</i>	<i>109</i>	<i>2006</i>	<i>18.4</i>	<i>25</i>

100-YARD RECEIVING GAMES

Yards Rec. TD...Game, Season

Bobby Engram (16)

165	8	4.....vs. Minnesota, 1993
107	8	1..... vs. Rutgers, 1993
112	6	2..... vs. Indiana, 1993
132	8	1.....at Northwestern, 1993
106	3	2.....at Michigan State, 1993
107	7	1.....vs. Tennessee, 1993
200	8	1..... vs. Rutgers, 1994
136	4	0..... at Temple, 1994
102	6	1..... vs. Ohio State, 1994
169	8	1.....vs. Michigan State, 1994
106	7	0.....vs. Texas Tech, 1995
175	8	3..... at Rutgers, 1995
203	9	1..... at Purdue, 1995
150	7	2..... at Iowa, 1995
109	8	2.....at Michigan State, 1995
113	4	2.....vs. Auburn, 1995

Jahan Dotson (11)

109	4	2..... vs. Buffalo, 2019
144	8	3..... vs. Ohio State, 2020
123	9	1..... vs. Maryland, 2020
139	8	1..... vs. Iowa, 2020
108	8	0.....vs. Michigan State, 2020
189	6	2..... vs. Illinois, 2020
102	5	1.....at Wisconsin, 2021
117	7	1..... vs. Villanova, 2021
127	11	0..... at Ohio State, 2021
242	11	3..... at Maryland, 2021
137	8	2.....at Michigan State, 2021

Allen Robinson (10)

136	5	3.....vs. Navy, 2012
197	10	3..... vs. Indiana, 2012
133	7	1.....vs. Syracuse, 2013
129	7	1. vs. Eastern Michigan, 2013
143	9	1..... vs. UCF, 2013
173	12	2.....at Indiana, 2013
173	12	1..... at Ohio State, 2013
165	11	0..... vs. Illinois, 2013
106	8	0.....vs. Nebraska, 2013
122	8	0.....at Wisconsin, 2013

Chris Godwin (9)

140	7	1..... vs. Boston College, 2014
103	3	0..... at Ohio State, 2015
135	4	1..... vs. Maryland, 2015
104	8	0.....at Northwestern, 2015
109	11	2.....at Michigan State, 2015
133	6	0..... vs. Georgia, 2015
117	7	1..... vs. Temple, 2016
135	5	2.....vs. Michigan State, 2016
187	9	2..... vs. USC, 2016

DaeSean Hamilton (9)

165	11	0.....vs. UCF, 2014
103	8	0..... at Rutgers, 2014
100	6	0.....vs. Northwestern, 2014
126	14	0..... vs. Ohio State, 2014
118	8	0.....vs. Wisconsin, 2016
122	9	3..... vs. Indiana, 2017
115	6	0.....vs. Michigan, 2017
112	7	1.....at Michigan State, 2017
110	5	2.....vs. Washington, 2017

Joe Jurevicius (9)

104	3	2... vs. Northern Illinois, 1996
135	5	0.....at Wisconsin, 1996
156	4	1.....at Indiana, 1996
131	3	1.....vs. Northwestern, 1996
117	8	0.....at Michigan, 1996
108	7	1..... vs. Pittsburgh, 1997
150	4	3.....at Louisville, 1997
101	4	2.....vs. Wisconsin, 1997
117	8	0..... at Michigan State, 1997

Yards Rec. TD...Game, Season

Bryant Johnson (8)

149	6	1..... vs. Miami (Fla.), 2001
104	5	0.....vs. Michigan, 2001
129	8	0.....at Northwestern, 2001
132	10	1vs. Southern Mississippi, 2001
107	5	0.....at Michigan State, 2001
147	8	0.....vs. Nebraska, 2002
146	8	2.....vs. Iowa, 2002
138	7	1.....at Michigan, 2002

O.J. McDuffie (7)

132	6	0..... vs. Boston College, 1991
104	8	0..... at Miami (Fla.), 1991
118	6	0..... vs. Temple, 1992
129	8	2..... at Rutgers, 1992
212	11	1..... vs. Boston College, 1992
112	8	1.....vs. Pittsburgh, 1992
111	6	0.....vs. Stanford, 1992

Deon Butler (6)

108	5	2...vs. Central Michigan, 2005
125	5	2..... vs. Wisconsin, 2005
216	11	0.....vs. Northwestern, 2006
110	7	2.....at Syracuse, 2008
105	8	0.....vs. Michigan, 2008
133	3	3.....vs. Michigan State, 2008

Kenny Jackson (6)

158	5	2.....at Pittsburgh, 1981
104	4	2..... at Boston College, 1982
122	7	0..... vs. NC State, 1982
114	6	0.....at Notre Dame, 1982
101	7	2.....vs. Notre Dame, 1983
108	4	2..... at Pittsburgh, 1983

Derek Moyer (6)

138	6	1..... vs. Akron, 2009
120	6	1.....vs. Minnesota, 2009
123	6	1.....at Northwestern, 2009
106	3	1..... vs. Illinois, 2010
112	7	0..... at Temple, 2011
158	6	1.....at Indiana, 2011

Freddie Scott (6)

133	7	1.....at Minnesota, 1994
133	6	1..... vs. USC, 1994
108	3	1..... vs. Rutgers, 1994
115	4	3..... at Temple, 1994
145	6	1..... vs. Michigan State, 1994
110	13	1.....vs. Wisconsin, 1995

KJ Hamler (5)

138	4	1..... vs. Ohio State, 2018
115	4	2.....vs. Idaho, 2019
108	6	1..... at Maryland, 2019
108	6	2..... vs. Michigan, 2019
119	7	0.....at Minnesota, 2019

Terry Smith (5)

102	4	0..... vs. Texas, 1990
100	5	1.....vs. Florida State, 1990
165	10	1..... at USC, 1991
144	8	1..... at Temple, 1991
114	6	0..... at Pittsburgh, 1991

Ted Kwalick (4)

109	8	0.....at Navy, 1967
128	3	1..... at Boston College, 1967
119	3	1.....at Syracuse, 1967
121	5	1..... at Pittsburgh, 1968

Jordan Norwood (4)

110	6	0.....vs. Florida State, 2005
116	8	1..... vs. Oregon State, 2008
113	5	2.....at Syracuse, 2008
127	5	0.....vs. Michigan State, 2008

Jack Curry (3)

148	10	1..... vs. California, 1965
140	9	1..... vs. Ohio, 1967
103	7	1.....vs. Pittsburgh, 1967

Yards Rec. TD...Game, Season

David Daniels (3)

126	3	2..... vs. Temple, 1989
119	9	1.....vs. Pittsburgh, 1990
154	7	1.....vs. Florida State, 1990

Eddie Drummond (3)

115	4	0.....vs. Pittsburgh, 1999
106	6	1.....vs. Michigan, 1999
107	6	2.....at Michigan State, 1999

Chafie Fields (3)

129	6	1..... at Illinois, 1997
115	3	0.....vs. Illinois, 1998
177	5	2..... at Miami (Fla.), 1999

Gary Hayman (3)

113	5	1.....at Navy, 1973
122	6	1..... at Air Force, 1973
112	6	0..... vs. NC State, 1973

Tony Johnson (3)

132	5	0..... vs. Indiana, 2001
111	4	1.....vs. Iowa, 2002
122	7	0.....vs. Wisconsin, 2003

Parker Washington (3)

148	5	2..... vs. Villanova, 2021
108	9	0..... at Ohio State, 2021
179	11	1.....vs. Ohio State, 2022

Saeed Blacknall (2)

101	4	0.....vs. San Diego State, 2015
155	6	2.....vs. Wisconsin, 2016

Jimmy Cefalo (2)

102	3	1.....vs. Baylor, 1974
107	6	2..... vs. Maryland, 1977

Pat Freiermuth (2)

101	7	0.....at Minnesota, 2019
113	7	0..... at Nebraska, 2020

Gregg Garrity (2)

104	6	0..... at Miami (Fla.), 1981
116	4	1..... vs. Georgia, 1982

KeAndre Lambert-Smith (2)

124	3	1.....vs. Utah, 2022
123	4	2.....vs. West Virginia, 2023

Geno Lewis (2)

173	8	1.....vs. UCF, 2014
109	6	0..... at Rutgers, 2014

Ray Roundtree (2)

114	4	2..... vs. Alabama, 1987
107	4	1..... vs. Rutgers, 1987

Mickey Shuler (2)

101	4	0..... at Rutgers, 1977
100	4	0..... vs. Houston, 1977

Devon Smith (2)

104	3	1. vs. Eastern Michigan, 2011
110	6	1.....at Northwestern, 2011

DeAndre Thompkins (2)

102	4	1..... at Michigan State, 2017
101	4	1..... vs. Kent State, 2018

Yards Rec. TD...Game, Season

Les Walters (2)

100	2	2..... vs. Boston, 1956
103	4	2.....at Syracuse, 1957

Saquon Barkley

142	4	1..... vs. Georgia State, 2017
-----	---	--------------------------------

Kevin Baugh

103	8	0..... at Boston College, 1983
-----	---	--------------------------------

Justin Brown

106	6	0.....vs. Michigan State, 2010
-----	---	--------------------------------

Tom Donovan

113	4	1..... vs. Maryland, 1978
-----	---	---------------------------

Greg Edmonds

115	7	2.....at Wisconsin, 1970
-----	---	--------------------------

Eric Hamilton

107	3	1..... vs. Pittsburgh, 1986
-----	---	-----------------------------

Maurice Humphrey

121	5	1..... vs. Indiana, 2003
-----	---	--------------------------

Tony Hunt

110	7	0..... at Minnesota, 2004
-----	---	---------------------------

Juwan Johnson

105	5	0.....vs. Nebraska, 2017
-----	---	--------------------------

Matt Kranchick

136	4	1.....vs. Wisconsin, 2003
-----	---	---------------------------

Len Krouse

155	9	2..... at Syracuse, 1940
-----	---	--------------------------

Brandon Moseby-Felder

129	6	1..... at Purdue, 2012
-----	---	------------------------

Bob Parsons

110	5	0.....vs. TCU, 1971
-----	---	---------------------

Jimmy Scott

116	3	1..... at Tennessee, 1972
-----	---	---------------------------

Tyler Warren

127	5	0..... vs. Ole Miss, 2023
-----	---	---------------------------

Derrick Williams

104	7	0..... at Temple, 2007
-----	---	------------------------

Jon Williams

119	8	1..... at Miami (Fla.), 1981
-----	---	------------------------------



RECORDS

TOTAL OFFENSE RECORDS

TOTAL OFFENSE YARDAGE			
Game:	461	Trace McSorley vs. Ohio State	2018
By a senior:	461	Trace McSorley vs. Ohio State	2018
By a junior:	402	Trace McSorley vs. Washington	2017
By a sophomore:	456	Christian Hackenberg vs. UCF	2014
By a freshman:	418	Zack Mills vs. Ohio State	2001
Season:	4061	Trace McSorley	2017
By a senior:	3328	Trace McSorley	2018
By a junior:	4061	Trace McSorley	2017
By a sophomore:	3979	Trace McSorley	2016
By a freshman:	2887	Christian Hackenberg	2013
Career:	11734	Sean Clifford	2018-22

TOUCHDOWNS RESPONSIBLE FOR			
Game:	6	Harry Robb vs. Gettysburg	1917
		Michael Robinson at Illinois	2005
Season:	39	Trace McSorley	2017
Career:	107	Trace McSorley	2015-18



Daryll Clark

OFFENSIVE PLAYS			
Game:	74	Sean Clifford vs. Maryland	2020
Season:	577	Christian Hackenberg	2014
Career:	1744	Sean Clifford	2018-22

CAREER TOTAL OFFENSE

	Yards	Rush	Pass	Player	Years
1.	11734	1073	10661	Sean Clifford	2018-22
2.	11596	1697	9899	Trace McSorley	2015-18
3.	8215	-242	8457	Christian Hackenberg	2013-15
4.	7796	584	7212	Zack Mills	2001-04
5.	6361	619	5742	Daryll Clark	2006-09
6.	6325	-65	6390	Matt McGloin	2009-12
7.	6000	131	5869	Tony Sacca	1988-91
8.	5300	-4	5304	Kerry Collins	1991-94
9.	5168	1637	3531	Michael Robinson	2002-05
10.	5162	-220	5382	Chuck Fusina	1975-78
11.	5154	-121	5275	Anthony Morelli	2004-07
12.	4911	99	4812	Todd Blackledge	1980-82
13.	4212	667	3545	John Hufnagel	1970-72
14.	4182	-237	4419	Wally Richardson	1992, 94-96
15.	3932	3932	0	Evan Royster	2007-10
16.	3879	3843	36	Saquon Barkley	2015-17
17.	3716	670	3046	Rashard Casey	1997-2000
18.	3604	-106	3710	Kevin Thompson	1996-99
19.	3398	3398	0	Curt Warner	1979-82
20.	3341	-128	3469	John Shaffer	1983-86

CAREER LEADERS



Sean Clifford
11734 yards



Trace McSorley
11596 yards



Christian Hackenberg
8215 yards

GAME TOTAL OFFENSE

	Yards	Rush	Pass	Player/Game	Year
1.	461	175	286	Trace McSorley vs. Ohio State	2018
2.	456	2	454	Christian Hackenberg vs. UCF	2014
3.	452	54	398	Sean Clifford at Maryland	2019
4.	418	138	280	Zack Mills vs. Ohio State	2001
5.	408	73	335	Trace McSorley vs. Minnesota	2016
6.	402	60	342	Trace McSorley vs. Washington	2017
7.	398	19	379	Michael Robinson vs. Wisconsin	2003
8.	393	-8	401	Sean Clifford vs. Villanova	2021
9.	389	-10	399	Zack Mills vs. Iowa	2002
	389	13	376	Trace McSorley vs. Michigan St.	2016
11.	383	2	381	Trace McSorley at Michigan St.	2017
12.	371	0	371	Christian Hackenberg vs. Boston Coll.	2014
	371	46	325	Trace McSorley vs. Nebraska	2017
14.	370	4	366	Mike McQueary vs. Pittsburgh	1997
15.	369	67	302	Rashard Casey vs. Iowa	2000
16.	366	26	340	Sean Clifford vs. Maryland	2020
17.	364	-20	384	Trace McSorley vs. Wisconsin	2016
18.	363	92	271	John Hufnagel at Boston College	1972
	363	125	238	Michael Robinson vs. Wisconsin	2005
	363	-32	395	Matt McGloin vs. Indiana	2012

SEASON TOTAL OFFENSE

	Yards	Rush	Pass	Player	Year
1.	4061	491	5370	Trace McSorley	2017
2.	3979	212	3614	Trace McSorley	2016
3.	3328	798	2530	Trace McSorley	2018
4.	3270	163	3107	Sean Clifford	2021
5.	3220	-51	3271	Matt McGloin	2012
6.	3214	211	3003	Daryll Clark	2009
7.	3156	806	2350	Michael Robinson	2005
8.	3056	402	2654	Sean Clifford	2019
9.	2998	176	2822	Sean Clifford	2022
10.	2887	-68	2955	Christian Hackenberg	2013
11.	2883	-94	2977	Christian Hackenberg	2014
12.	2874	282	2592	Daryll Clark	2008
13.	2837	206	2631	Drew Allar	2023
14.	2660	-19	2679	Kerry Collins	1994
15.	2638	-13	2651	Anthony Morelli	2007
16.	2618	201	2417	Zack Mills	2002
17.	2445	-80	2525	Christian Hackenberg	2015
18.	2427	-61	2488	Tony Sacca	1991
19.	2336	-88	2424	Anthony Morelli	2006
20.	2316	315	2001	Rashard Casey	2000
21.	2201	162	2039	John Hufnagel	1972
22.	2191	-27	2218	Todd Blackledge	1982
23.	2184	-27	2211	Mike McQueary	1997
24.	2168	-53	2221	Chuck Fusina	1977
25.	2218	335	1883	Sean Clifford	2020



Zack Mills

SEASON TOTAL OFFENSE LEADERS

Season	Player	Yards	Plays	TDR
1946	Elwood Petchel.....	660	106	8
1947	Elwood Petchel.....	581	80	8
1948	Elwood Petchel.....	737	158	12
1949	Owen Dougherty.....	521	81	5
1950	Vince O'Bara.....	692	140	5
1951	Ted Shattuck.....	579	137	4
1952	Tony Rados.....	876	205	11
1953	Tony Rados.....	1021	190	11
1954	Lenny Moore.....	1082	136	10
1955	Lenny Moore.....	697	138	5
1956	Milt Plum.....	745	111	6
1957	Al Jacks.....	675	125	5
1958	Richie Lucas.....	701	145	9
1959	Richie Lucas.....	1238	216	10
1960	Dick Hoak.....	680	112	6
1961	Galen Hall.....	1034	137	11
1962	Pete Liske.....	1292	231	16
1963	Pete Liske.....	1131	217	10
1964	Gary Wydman.....	956	248	2
1965	Jack White.....	1342	283	9
1966	Tom Sherman.....	1058	207	11
1967	Tom Sherman.....	1761	274	14
1968	Chuck Burkhardt.....	1182	218	6
1969	Chuck Burkhardt.....	773	171	2
1970	Lydell Mitchell.....	751	134	6
1971	Lydell Mitchell.....	1567	254	26
1972	John Hufnagel.....	2201	318	21
1973	John Cappelletti.....	1539	288	17
1974	Tom Shuman.....	1397	224	14
1975	John Andress.....	978	203	4
1976	Chuck Fusina.....	1172	198	14
1977	Chuck Fusina.....	2168	275	16
1978	Chuck Fusina.....	1743	293	13
1979	Dayle Tate.....	1187	234	8
1980	Todd Blackledge.....	1144	236	9
1981	Todd Blackledge.....	1576	252	17
1982	Todd Blackledge.....	2191	334	25
1983	Doug Strang.....	1912	319	24
1984	Doug Strang.....	1019	209	8
1985	John Shaffer.....	1323	279	12
1986	John Shaffer.....	1443	257	12
1987	Blair Thomas.....	1414	269	11
1988	Tony Sacca.....	809	188	4
1989	Blair Thomas.....	1341	266	5
1990	Tony Sacca.....	2003	300	11
1991	Tony Sacca.....	2427	376	25
1992	John Sacca.....	1179	180	9
1993	Kerry Collins.....	1613	276	13
1994	Kerry Collins.....	2660	276	21
1995	Wally Richardson.....	2077	375	18
1996	Wally Richardson.....	1634	308	7
1997	Mike McQueary.....	2184	308	18
1998	Kevin Thompson.....	1612	264	8
1999	Kevin Thompson.....	1923	274	13
2000	Rashard Casey.....	2316	421	19
2001	Zack Mills.....	1856	304	12
2002	Zack Mills.....	2618	420	20
2003	Zack Mills.....	1528	314	7
2004	Zack Mills.....	1794	319	13
2005	Michael Robinson.....	3156	474	28
2006	Anthony Morelli.....	2336	425	11
2007	Anthony Morelli.....	2638	450	19
2008	Daryll Clark.....	2874	400	29
2009	Daryll Clark.....	3214	465	31
2010	Matt McGloin.....	1554	228	16
2011	Matt McGloin.....	1571	255	8
2012	Matt McGloin.....	3220	505	29
2013	Christian Hackenberg.....	2887	441	24
2014	Christian Hackenberg.....	2883	577	12
2015	Christian Hackenberg.....	2445	425	18
2016	Trace McSorley.....	3979	533	36
2017	Trace McSorley.....	4061	571	39
2018	Trace McSorley.....	3328	531	30
2019	Sean Clifford.....	3056	435	28
2020	Sean Clifford.....	2218	350	19
2021	Sean Clifford.....	3270	527	23
2022	Sean Clifford.....	2998	420	29
2023	Drew Allar.....	2837	463	29

SEASON TDs RESPONSIBLE FOR

1.	39	Trace McSorley	2017
2.	36	Trace McSorley	2016
3.	31	Daryll Clark	2009
4.	30	Trace McSorley	2018
5.	29	Lydell Mitchell	1971
	29	Daryll Clark	2008
	29	Matt McGloin	2012
	29	Sean Clifford	2022
	29	Drew Allar	2023
10.	28	Michael Robinson	2005
	28	Sean Clifford	2019
12.	25	Todd Blackledge	1982
	25	Tony Sacca	1991
14.	24	Doug Strang	1983
	24	Christian Hackenberg	2013
	24	Saquon Barkley	2017

CAREER TDs RESPONSIBLE FOR

1.	107	Trace McSorley	2015-18
2.	101	Sean Clifford	2018-22
3.	65	Daryll Clark	2006-09
4.	55	Christian Hackenberg	2013-15
5.	54	Saquon Barkley	2015-17
6.	53	Zack Mills	2001-04
	53	Matt McGloin	2009-12
8.	51	Todd Blackledge	1980-82
9.	47	Tony Sacca	1988-91
10.	46	Michael Robinson	2002-05
11.	43	Chuck Fusina	1975-78
12.	41	Lydel Mitchell	1969-71
13.	39	John Hufnagel	1970-72
	39	Kerry Collins	1991-94
15.	38	Curtis Enis	1995-97

SEASON TOTAL OFFENSE YARDS PER PLAY

1.	9.64	Kerry Collins	1994
2.	8.19	Tom Shuman	1973
3.	7.88	Chuck Fusina	1977
4.	7.77	Ki-Jana Carter	1994
5.	7.70	Larry Johnson	2002
6.	7.47	Trace McSorley	2016
7.	7.18	Daryll Clark	2008
8.	7.13	Sean Clifford	2022
9.	7.12	John Hufnagel	1971
10.	7.11	Trace McSorley	2017
11.	7.09	Mike McQueary	1997
12.	7.03	Sean Clifford	2019
13.	7.02	Kevin Thompson	1999
14.	6.92	John Hufnagel	1972
15.	6.91	Daryll Clark	2009

CAREER TOTAL OFFENSE YARDS PER PLAY

1.	7.42	Kerry Collins	1991-94
2.	7.34	Mike McQueary	1995-97
3.	7.16	Ki-Jana Carter	1992-94
4.	6.92	Tom Shuman	1972-74
5.	6.87	Trace McSorley	2015-18
6.	6.85	Daryll Clark	2005-09
7.	6.72	Sean Clifford	2018-22
8.	6.66	John Hufnagel	1970-72
9.	6.59	Chuck Fusina	1975-78
10.	6.42	Larry Johnson	1998-2002
11.	6.41	Matt McGloin	2009-12
12.	6.30	Kevin Thompson	1996-99
13.	6.29	John Sacca	1991-93
14.	5.97	Todd Blackledge	1980-82
	5.97	Drew Allar	2022-pres.

TOP 10 CAREER TOTAL OFFENSE

Season	Yards	Rush	Pass	TDR
Sean Clifford				
2018	195	-3	192	2
2019	3056	402	2654	28
2020	2218	335	1883	19
2021	3270	163	3107	23
2022	2998	176	2822	29
<i>Career</i>	<i>11734</i>	<i>1073</i>	<i>10661</i>	<i>101</i>

Trace McSorley				
2015	228	43	185	2
2016	3979	365	3614	36
2017	4061	491	3570	39
2018	3328	798	2530	30
<i>Career</i>	<i>11596</i>	<i>1697</i>	<i>9899</i>	<i>107</i>

Christian Hackenberg				
2013	2887	-68	2955	24
2014	2883	-94	2977	12
2015	2445	-80	2525	18
<i>Career</i>	<i>8215</i>	<i>-242</i>	<i>8457</i>	<i>54</i>

Zack Mills				
2001	1856	187	1669	12
2002	2618	201	2417	20
2003	1528	124	1404	7
2004	1794	72	1722	13
<i>Career</i>	<i>7796</i>	<i>584</i>	<i>7212</i>	<i>52</i>

Daryll Clark				
2006	164	48	116	3
2007	109	78	31	2
2008	2874	282	2592	29
2009	3214	211	3003	31
<i>Career</i>	<i>6361</i>	<i>619</i>	<i>5742</i>	<i>65</i>

Matt McGloin				
2009	0	0	0	0
2010	1554	6	1548	16
2011	1551	-20	1571	8
2012	3220	-51	3271	29
<i>Career</i>	<i>6325</i>	<i>-65</i>	<i>6390</i>	<i>53</i>

Tony Sacca				
1988	809	-12	821	4
1989	761	67	694	7
1990	2003	137	1866	11
1991	2427	-61	2488	25
<i>Career</i>	<i>6000</i>	<i>131</i>	<i>5869</i>	<i>47</i>

Kerry Collins				
1991	90	-5	95	1
1992	937	12	925	4
1993	1613	8	1605	13
1994	2660	-19	2679	21
<i>Career</i>	<i>5300</i>	<i>-4</i>	<i>5304</i>	<i>39</i>

Michael Robinson				
2002	382	263	119	6
2003	1288	396	892	8
2004	342	172	170	1
2005	3156	806	2350	28
<i>Career</i>	<i>5168</i>	<i>1637</i>	<i>3531</i>	<i>43</i>

Chuck Fusina				
1975	79	37	42	0
1976	1172	-88	1260	14
1977	2168	-53	2221	16
1978	1743	-116	1859	13
<i>Career</i>	<i>5162</i>	<i>-220</i>	<i>5382</i>	<i>43</i>

ALL-PURPOSE RECORDS

YARDAGE

Game: 358 Saquon Barkley at Iowa 2017	Season: 2655 Larry Johnson 2002	Career: 5538 Saquon Barkley 2015-17
By a senior: 327 Larry Johnson at Indiana 2002	By a senior: 2655 Larry Johnson 2002	
By a junior: 358 Saquon Barkley at Iowa 2017	By a junior: 2329 Saquon Barkley 2017	
By a sophomore: 306 Saquon Barkley vs. USC 2016	By a sophomore: 1972 Saquon Barkley 2016	
By a freshman: 280 Curt Warner vs. Rutgers 1979	By a freshman: 1417 KJ Hamler 2018	

CAREER ALL-PURPOSE YARDAGE

	Yards	Rush	Rec.	Ret.	Player	Years
1.	5538	3843	1195	500	Saquon Barkley	2015-17
2.	5045	2953	681	1411	Larry Johnson	1999-2002
3.	4982	3398	662	922	Curt Warner	1979-82
4.	4512	3301	477	734	Blair Thomas	1985-87, 89
5.	4502	3932	562	8	Evan Royster	2007-10
6.	4231	3320	799	112	Tony Hunt	2003-06
7.	4156	594	1743	1819	Derrick Williams	2005-08
8.	4043	155	3026	862	Bobby Engram	1991, 93-95
9.	4034	3256	506	272	Curtis Enis	1995-97
10.	3904	2934	470	500	Lydell Mitchell	1969-71
11.	3895	3227	613	55	D.J. Dozier	1983-86
12.	3865	330	1988	1547	O.J. McDuffie	1988-92
13.	3735	2639	207	889	John Cappelletti	1971-73
14.	3549	2818	328	403	Matt Suhey	1976-79
15.	3543	2380	89	1074	Lenny Moore	1953-55
16.	3436	2518	726	192	Eric McCoo	1998-2001
17.	3229	2829	172	228	Ki-Jana Carter	1992-94
18.	3108	2236	383	489	Charlie Pittman	1967-69
19.	3113	18	2757	338	Jahan Dotson	2018-21
20.	3003	87	1658	1258	KJ Hamler	2018-19


SEASON ALL-PURPOSE YARDAGE

	Yards	Rush	Rec.	Ret.	Player	Year
1.	2655	2087	349	219	Larry Johnson	2002
2.	2329	1271	632	426	Saquon Barkley	2017
3.	1972	1496	402	74	Saquon Barkley	2016
4.	1831	133	977	721	O.J. McDuffie	1992
5.	1772	1414	300	58	Blair Thomas	1987
6.	1754	1567	154	33	Lydell Mitchell	1971
7.	1743	1539	123	81	Ki-Jana Carter	1994
8.	1645	1386	259	0	Tony Hunt	2006
9.	1607	1522	69	16	John Cappelletti	1973
10.	1586	43	904	639	KJ Hamler	2019
10.	1578	1363	215	0	Curtis Enis	1997
11.	1535	1341	118	76	Blair Thomas	1989
12.	1501	1210	291	0	Curtis Enis	1996
13.	1495	1061	85	349	Nicholas Singleton	2022
14.	1486	1082	44	360	Lenny Moore	1954
15.	1475	1329	128	18	Rodney Kinlaw	2007
16.	1474	1117	138	219	John Cappelletti	1972
17.	1468	36	1432	0	Allen Robinson	2013
18.	1445	0	917	528	Bryant Johnson	2002
19.	1417	44	754	619	KJ Hamler	2018
20.	1413	1274	139	0	Miles Sanders	2018
21.	1412	243	485	684	Derrick Williams	2008
22.	1407	94	1084	229	Bobby Engram	1995
23.	1391	1236	155	0	Evan Royster	2008
24.	1376	1041	335	0	Curt Warner	1982
25.	1373	752	308	313	Nicholas Singleton	2023


CAREER LEADERS



Saquon Barkley
5538 yards



Larry Johnson
5045 yards



Curt Warner
4982 yards

GAME ALL-PURPOSE YARDAGE

	Yards	Rush	Rec.	Ret.	Player/Game	Year
1.	358	211	94	53	Saquon Barkley at Iowa	2017
2.	341	256	20	65	Curt Warner at Syracuse	1981
3.	327	327	0	0	Larry Johnson at Indiana	2002
4.	306	194	55	57	Saquon Barkley vs. USC	2016
5.	302	115	0	187	Harry Wilson vs. Navy	1923
6.	297	279	0	18	Larry Johnson vs. Illinois	2002
7.	295	88	49	158	Bob Campbell at Navy	1967
8.	289	279	10	0	Larry Johnson vs. Michigan St.	2002
9.	282	0	112	170	Gary Hayman vs. NC State	1973
	282	132	0	150	Stephen Pitts vs. Iowa	1995
11.	280	100	71	109	Curt Warner vs. Rutgers	1979
	280	43	212	25	O.J. McDuffie vs. Boston College	1992
13.	278	162	42	74	Harry Wilson at Pennsylvania	1923
	278	243	0	35	Bob Pollard at Rutgers	1951
	278	238	26	14	Curt Warner at Nebraska	1981
16.	277	207	70	0	Saquon Barkley at Purdue	2016
17.	269	186	83	0	Curtis Enis at Purdue	1997
18.	265	137	45	83	Charlie Pittman vs. West Virginia	1967
19.	259	239	20	0	Bob Campbell vs. Syracuse	1968
	259	167	51	41	Blair Thomas vs. Temple	1987

CAREER TOUCHDOWNS

1.	53	Saquon Barkley	2015-17
2.	41	Lydell Mitchell	1969-71
3.	38	Curtis Enis	1995-97
4.	36	Larry Johnson	1999-2002
5.	34	Ki-Jana Carter	1992-94
6.	33	Curt Warner	1979-82
7.	32	Charlie Pittman	1967-69
	32	Bobby Engram	1991, 93-95
	32	Evan Royster	2007-10
10.	31	Richie Anderson	1989-92
11.	30	John Cappelletti	1972-73
	30	Trace McSorley	2015-18
13.	29	DJ Dozier	1983-86
	29	Matt Suhey	1976-79
15.	28	Tony Hunt	2003-06

SEASON TOUCHDOWNS


1.	29	Lydell Mitchell	1971
2.	23	Ki-Jana Carter	1994
	23	Larry Johnson	2002
	23	Saquon Barkley	2017
5.	22	Saquon Barkley	2016
6.	20	Curtis Enis	1997
7.	19	Richie Anderson	1992
8.	17	John Cappelletti	1973
9.	14	Charlie Pittman	1968
	14	Curtis Enis	1996
	14	Tony Hunt	2006
12.	13	10 Times	
		<i>Most recently by:</i>	
		Nicholas Singleton	2022

SEASON ALL-PURPOSE LEADERS

Season	Player	Yards	Rush	Rec.	Ret.
1946	Elwood Petchel.....	495	373	0	122
1947	Larry Joe.....	656	350	0	306
1948	Wally Triplett.....	734	424	90	220
1949	Bill Luther.....	605	200	0	405
1950	Tony Orsini.....	745	563	29	153
1951	Ted Shattuck.....	833	579	80	174
1952	Bob Pollard.....	589	341	84	164
1953	Lenny Moore.....	1013	601	8	404
1954	Lenny Moore.....	1486	1082	44	360
1955	Lenny Moore.....	1044	697	37	310
1956	Billy Kane.....	1085	530	232	333
1957	Dave Kasperian.....	830	469	108	253
1958	Dave Kasperian.....	624	381	107	141
1959	Jim Kerr.....	710	320	122	268
1960	Jim Kerr.....	799	389	163	247
1961	Roger Kochman.....	1154	666	226	262
1962	Roger Kochman.....	1176	652	254	270
1963	Gary Klingensmith.....	871	450	173	248
1964	Don Kunit.....	734	418	94	223
1965	Mike Irwin.....	974	398	217	359
1966	Bob Campbell.....	842	482	139	221
1967	Charlie Pittman.....	927	580	60	287
1968	Charlie Pittman.....	1262	950	196	116
1969	Charlie Pittman.....	919	706	127	86
1970	Lydell Mitchell.....	1271	751	110	410
1971	Lydell Mitchell.....	1754	1567	154	33
1972	John Cappelletti.....	1474	1117	138	219
1973	John Cappelletti.....	1607	1522	69	16
1974	Tom Donchez.....	1056	880	176	0
1975	Woody Petchel.....	697	621	14	72
1976	Mike Guman.....	601	470	127	44
1977	Jimmy Cefalo.....	872	72	507	293
1978	Matt Suhey.....	1131	720	111	300
1979	Matt Suhey.....	1127	973	99	55
1980	Curt Warner.....	1364	922	92	350
1981	Curt Warner.....	1229	1044	106	79
1982	Curt Warner.....	1376	1041	335	0
1983	Kevin Baugh.....	1224	7	547	670
1984	D.J. Dozier.....	796	691	50	55
1985	D.J. Dozier.....	810	723	87	0
1986	D.J. Dozier.....	1098	811	287	0
1987	Blair Thomas.....	1772	1414	300	58
1988	Gary Brown.....	1268	689	152	427
1989	Blair Thomas.....	1535	1341	118	76
1990	Leroy Thompson.....	835	573	245	17
1991	O.J. McDuffie.....	1367	102	790	475
1992	O.J. McDuffie.....	1831	133	977	721
1993	Bobby Engram.....	1324	15	873	436
1994	Ki-Jana Carter.....	1743	1539	123	81
1995	Bobby Engram.....	1407	94	1084	229
1996	Curtis Enis.....	1501	1210	291	0
1997	Curtis Enis.....	1578	1363	215	0
1998	Eric McCoo.....	956	822	35	99
1999	Eric McCoo.....	1028	739	249	40
2000	Eric McCoo.....	980	692	288	0
2001	Larry Johnson.....	982	337	136	509
2002	Larry Johnson.....	2655	2087	349	219
2003	Tony Johnson.....	541	0	445	96
2004	Tony Hunt.....	1223	777	334	112
2005	Tony Hunt.....	1253	1047	206	0
2006	Tony Hunt.....	1645	1386	259	0
2007	Rodney Kinlaw.....	1475	1329	128	18
2008	Derrick Williams.....	1412	243	485	684
2009	Evan Royster.....	1364	1169	187	8
2010	Evan Royster.....	1216	1014	202	0
2011	Silas Redd.....	1281	1241	40	0
2012	Zach Zwinak.....	1177	1000	177	0
2013	Allen Robinson.....	1468	36	1432	0
2014	DaeSean Hamilton.....	931	32	899	0
2015	Saquon Barkley.....	1237	1076	161	0
2016	Saquon Barkley.....	1972	1496	402	74
2017	Saquon Barkley.....	2329	1271	632	426
2018	KJ Hamler.....	1417	44	754	619
2019	KJ Hamler.....	1586	43	904	513
2020	Jahan Dotson.....	1081	0	884	197
2021	Jahan Dotson.....	1304	18	1182	102
2022	Nicholas Singleton.....	1495	1061	85	349
2023	Nicholas Singleton.....	1373	752	308	313

TOP 10 CAREER ALL-PURPOSE YARDS

Season	Yards	Rush	Rec.	Ret.	Season	Yards	Rush	Rec.	Ret.
Saquon Barkley					Tony Hunt				
2015	1237	1076	161	0	2003	110	110	0	0
2016	1972	1496	402	74	2004	1223	777	334	112
2017	2329	1271	632	426	2005	1253	1047	206	0
<i>Career</i>	<i>5538</i>	<i>3843</i>	<i>1195</i>	<i>500</i>	2006	1645	1386	259	0
Larry Johnson					<i>Career</i>				
1999	475	171	74	230	<i>4231</i>	<i>3320</i>	<i>799</i>	<i>112</i>	
2000	933	358	122	453	Derrick Williams				
2001	982	337	136	509	2005	668	105	289	274
2002	2655	2087	349	219	2006	955	145	440	370
<i>Career</i>	<i>5045</i>	<i>2953</i>	<i>681</i>	<i>1411</i>	2007	1121	101	529	491
Curt Warner					2008	1412	243	485	684
1979	1013	391	129	493	<i>Career</i>	<i>4156</i>	<i>594</i>	<i>1743</i>	<i>1819</i>
1980	1364	922	92	350	Bobby Engram				
1981	1229	1044	106	79	1991	90	0	40	50
1982	1376	1041	335	0	1993	1324	15	873	436
<i>Career</i>	<i>4982</i>	<i>3398</i>	<i>662</i>	<i>922</i>	1994	1222	46	1029	147
Blair Thomas					1995	1407	94	1084	229
1985	259	42	0	217	<i>Career</i>	<i>4043</i>	<i>155</i>	<i>3026</i>	<i>862</i>
1986	946	504	59	383	Curtis Enis				
1987	1772	1414	300	58	1995	955	683	0	272
1989	1535	1341	118	76	1996	1501	1210	291	0
<i>Career</i>	<i>4512</i>	<i>3301</i>	<i>477</i>	<i>734</i>	1997	1578	1363	215	0
Evan Royster					<i>Career</i>	<i>4034</i>	<i>3256</i>	<i>506</i>	<i>272</i>
2007	531	513	18	0	Lydell Mitchell				
2008	1391	1236	155	0	1969	879	616	206	57
2009	1364	1169	187	8	1970	1271	751	110	410
2010	1216	1014	202	0	1971	1754	1567	154	33
<i>Career</i>	<i>4502</i>	<i>3932</i>	<i>562</i>	<i>8</i>	<i>Career</i>	<i>3904</i>	<i>2934</i>	<i>470</i>	<i>500</i>



John Cappelletti

RECORDS

PUNT RETURN RECORDS

PUNT RETURNS		
Game:	9	Bruce Branch at Illinois 1999
Season:	41	Bruce Branch 1998
		Bruce Branch 1999
		Bryant Johnson 2002
Career:	109	Bruce Branch 1998-2001

PUNT RETURN YARDAGE		
Game:	145	Matt Suhey vs. NC State 1978
Season:	528	Bryant Johnson 2002
Career:	1171	Bruce Branch 1998-2001

PUNT RETURN YARDAGE AVERAGE		
Game:	43.0	Daequan Hardy vs. UMass (3 returns) 2023
Season:	24.6	Jahan Dotson 2020
Career:	17.8	Jahan Dotson 2018-21

TOUCHDOWNS		
Game:	2	Daequan Hardy vs. UMass 2023
Blocked punt return:		Mike Yancich vs. Ohio State 2012
Season:	2	Jimmy Cefalo 1977
		O.J. McDuffie 1991
		Bruce Branch 1999
		Larry Johnson 2001
		Daequan Hardy vs. UMass 2023
Career:	4	Bruce Branch 1998-2001

CAREER PUNT RETURN AVERAGE (Min. 15 Returns)

	Avg.	Ret.	Yards	TD	Player	Years
1.	17.8	19	338	1	Jahan Dotson	2018-21
2.	17.6	16	281	0	Ron Younker	1953-54
3.	16.5	17	280	1	Wally Triplett	1946-48
4.	15.9	17	271	2	Don Jonas	1958-61
5.	15.8	24	378	1	Lenny Moore	1953-55
6.	15.3	15	229	0	Dick Hoak	1958-60
7.	14.6	17	248	2	Daequan Hardy	2019-23
8.	14.0	24	337	1	Mike Archie	1992-95
9.	13.7	18	247	2	Jimmy Cefalo	1974-77
10.	13.2	47	619	2	Dennis Onkotz	1967-69
11.	13.1	29	380	0	Tisen Thomas	1989-92
12.	13.0	23	300	1	Joe Vargo	1963-64
13.	12.9	41	528	1	Bryant Johnson	1999-2002
14.	12.8	19	244	1	Mark Robinson	1980-83
15.	12.8	56	717	2	Gary Hayman	1972-73
16.	12.6	84	1059	3	O.J. McDuffie	1988-92
17.	12.0	21	252	1	Matt Suhey	1976-79
18.	11.9	26	309	1	Chris Campbell	1994-96
19.	11.1	71	786	0	Bobby Engram	1991, 93-95
20.	11.1	15	166	0	Devon Smith	2009-11

SEASON PUNT RETURN AVERAGE (Min. 6 Returns)

	Avg.	Ret.	Yards	TD	Player	Year
1.	24.6	8	197	1	Jahan Dotson	2020
2.	21.4	7	150	1	Don Jonas	1960
3.	19.2	23	442	1	Gary Hayman	1973
4.	17.5	13	228	1	Lenny Moore	1953
5.	17.0	35	396	--	Shorty Miller	1912
6.	16.1	12	193	0	Ron Younker	1954
7.	16.0	14	224	0	Bob Pollard	1951
8.	15.7	6	94	0	Dick Hoak	1959
9.	15.2	13	197	1	Matt Suhey	1978
10.	14.6	19	278	1	O.J. McDuffie	1989
	14.6	17	247	2	Daequan Hardy	2023
12.	14.2	11	156	1	Mike Irwin	1965
13.	13.7	18	247	2	Jimmy Cefalo	1977
14.	13.6	24	325	1	Dennis Onkotz	1969
15.	13.3	24	319	1	DeAndre Thompkins	2017
16.	13.3	30	398	0	O.J. McDuffie	1992
17.	13.1	29	380	0	Tisen Thomas	1990
18.	12.9	12	155	1	Devon Smith	2010
19.	12.9	41	528	1	Bryant Johnson	2002
20.	12.6	13	164	0	Michael Timpson	1985


CAREER LEADERS



Jahan Dotson
17.8 average



Ron Younker
17.6 average



Wally Triplett
16.5 average

LONGEST PUNT RETURNS

Yards	Player/Game
1. 100.....	Jim Boring vs. Johns Hopkins, 1933
2. 92.....	Mark Robinson vs. Rutgers, 1982
3. 90.....	Bruce Branch vs. Indiana, 1999
4. 85.....	Wally Triplett vs. West Virginia, 1948
	Mike Guman at West Virginia, 1978
6. 84.....	O.J. McDuffie at Syracuse, 1989
7. 83.....	Gary Hayman vs. NC State, 1973
8. 81.....	Bryant Johnson vs. Michigan State, 2002
	Jahan Dotson vs. Michigan State, 2020
10. 80.....	Fritz Andrews vs. Lehigh, 1935
	Bill Luther vs. Syracuse, 1949
12. 79.....	Bruce Branch vs. Michigan, 1999
13. 78.....	Joe Vargo at Houston, 1964
	Derrick Williams vs. Notre Dame, 2007
15. 77.....	Don Bailey at Syracuse, 1952
16. *75.....	Mike Smith vs. West Virginia, 1970
	Jimmy Cefalo vs. Kentucky, 1977
	Derrick Williams vs. Temple, 2006
19. 74.....	Mike Irwin vs. West Virginia, 1965
20. 73.....	Bruce Branch vs. Bowling Green, 1998
21. *71.....	Dennis Onkotz at Pittsburgh, 1969
	Bruce Branch at Illinois, 2001
23. 70.....	Dexter Very at Pennsylvania, 1911

*Non-scoring play.



Derrick Williams

SEASON PUNT RETURN LEADERS

Season	Player	Ret.	Yards	Avg.	TD
1946	Robert Williams.....	16	164	10.3	0
1947	Robert Williams.....	20	214	10.7	0
1948	Elwood Petchel.....	14	144	10.3	0
1949	Bill Luther.....	18	241	13.4	0
1950	George Jacob.....	8	51	6.4	0
1951	Bob Pollard.....	14	224	16.0	1
1952	Don Bailey.....	16	213	13.3	0
1953	Lenny Moore.....	13	228	17.5	1
1954	Ron Younker.....	12	193	16.1	0
1955	Lenny Moore.....	4	45	11.3	0
1956	Billy Kane.....	15	135	9.0	0
1957	Dave Kasperian.....	6	62	10.3	0
1958	Dick Hoak.....	9	135	15.0	0
1959	Dick Hoak.....	6	94	15.7	0
1960	Don Jonas.....	7	150	21.4	1
1961	Al Gursky.....	5	49	9.8	0
1962	Junior Powell.....	5	33	6.6	0
1963	Junior Powell.....	18	222	12.3	0
1964	Joe Vargo.....	19	233	12.3	1
1965	Mike Irwin.....	11	156	14.2	1
1966	Mike Irwin.....	11	112	10.2	0
1967	Dennis Onkotz.....	5	86	17.2	1
1968	Dennis Onkotz.....	18	208	11.6	0
1969	Dennis Onkotz.....	24	325	13.5	1
1970	Mike Smith.....	21	200	9.5	1
1971	John Cappelletti.....	28	274	9.8	0
1972	Gary Hayman.....	33	275	8.3	1
1973	Gary Hayman.....	23	442	19.2	1
1974	Jim Eaise.....	27	187	6.9	0
1975	Gary Petercuskie.....	11	81	7.4	0
1976	Rich Mauti.....	17	208	12.2	0
1977	Jimmy Cefalo.....	18	247	13.7	2
1978	Matt Suhey.....	13	197	15.2	1
1979	Mike Guman.....	14	102	7.3	0
1980	Kevin Baugh.....	5	88	17.6	1
1981	Kevin Baugh.....	10	101	10.1	0
1982	Kevin Baugh.....	29	315	10.8	0
1983	Kevin Baugh.....	18	167	9.3	0
1984	Kevin Woods.....	13	77	6.8	0
1985	Michael Timpson.....	13	164	12.6	0
1986	Jim Coates.....	36	309	8.6	0
1987	Michael Timpson.....	15	162	10.8	1
1988	Michael Timpson.....	16	162	10.1	1
1989	O.J. McDuffie.....	19	278	14.6	1
1990	Tisen Thomas.....	29	380	13.1	0
1991	O.J. McDuffie.....	33	358	10.8	2
1992	O.J. McDuffie.....	30	398	13.3	0
1993	Bobby Engram.....	33	402	12.2	0
1994	Mike Archie.....	11	126	11.5	0
1995	Bobby Engram.....	19	187	9.8	0
1996	Chris Campbell.....	24	242	10.1	1
1997	Chris Eberly.....	25	176	7.0	0
1998	Bruce Branch.....	41	446	10.9	1
1999	Bruce Branch.....	41	464	11.3	2
2000	Rod Perry.....	14	65	4.6	0
2001	Bruce Branch.....	22	245	11.1	1
2002	Bryant Johnson.....	41	528	12.9	1
2003	Calvin Lowry.....	26	240	9.2	0
2004	Calvin Lowry.....	28	232	8.3	0
2005	Calvin Lowry.....	32	340	10.6	0
2006	Derrick Williams.....	25	301	12.0	1
2007	Derrick Williams.....	23	254	11.0	1
2008	Derrick Williams.....	18	169	9.4	1
2009	Drew Astorino.....	7	55	7.9	0
2010	Justin Brown.....	15	77	5.1	0
2011	Justin Brown.....	27	220	8.1	0
2012	Jesse Della Valle.....	15	114	7.6	0
2013	Jesse Della Valle.....	18	156	8.7	0
2014	Jesse Della Valle.....	17	129	7.6	0
2015	DeAndre Thompkins.....	23	178	7.7	0
2016	John Reid.....	22	166	7.5	0
2017	DeAndre Thompkins.....	24	319	13.3	1
2018	DeAndre Thompkins.....	18	176	9.8	1
2019	KJ Hamler.....	23	126	5.5	0
2020	Jahan Dotson.....	8	197	24.6	1
2021	Jahan Dotson.....	14	104	7.4	0
2022	Parker Washington.....	18	99	5.5	0
2023	Daequan Hardy.....	17	248	15.6	2

SEASON PUNT RETURN YARDS

1.	528	Bryant Johnson	2002
2.	464	Bruce Branch	1999
3.	446	Bruce Branch	1998
4.	442	Gary Hayman	1973
5.	402	Bobby Engram	1993
6.	398	O.J. McDuffie	1992
7.	380	Tisen Thomas	1990
8.	358	O.J. McDuffie	1991
9.	340	Calvin Lowry	2005
10.	325	Dennis Onkotz	1969
11.	319	DeAndre Thompkins	2017
12.	315	Kevin Baugh	1982
13.	309	Jim Coates	1986
14.	301	Derrick Williams	2006
15.	278	O.J. McDuffie	1989

CAREER PUNT RETURN YARDS

1.	1171	Bruce Branch	1997-01
2.	1059	O.J. McDuffie	1988-92
3.	812	Calvin Lowry	2002-05
4.	786	Bobby Engram	1991, 93-95
5.	724	Derrick Williams	2005-08
6.	717	Gary Hayman	1972-73
7.	675	DeAndre Thompkins	2015-18
8.	671	Kevin Baugh	1980-83
9.	650	Jim Coates	1984-87
10.	619	Dennis Onkotz	1967-69
11.	528	Bryant Johnson	1999-2002
12.	501	Michael Timpson	1985-88
13.	457	Mike Guman	1976-79
14.	399	Jesse Della Valle	2010-14
15.	380	Tisen Thomas	1989-92

SEASON PUNT RETURNS

1.	41	Bruce Branch	1998
	41	Bruce Branch	1999
	41	Bryant Johnson	2002
4.	36	Jim Coates	1986
5.	33	Gary Hayman	1972
	33	O.J. McDuffie	1991
	33	Bobby Engram	1993
8.	32	Calvin Lowry	2005
9.	30	O.J. McDuffie	1992
10.	29	Kevin Baugh	1982
	29	Tisen Thomas	1990
12.	28	John Cappelletti	1971
	28	Calvin Lowry	2004
14.	27	Jim Eaise	1974
	27	Jim Coates	1987
	27	Justin Brown	2011

CAREER PUNT RETURNS

1.	109	Bruce Branch	1997-2001
2.	86	Jim Coates	1984-87
	86	Calvin Lowry	2002-05
4.	84	O.J. McDuffie	1988-92
5.	71	Bobby Engram	1991, 93-95
6.	66	Derrick Williams	2005-08
	66	DeAndre Thompkins	2015-18
8.	62	Kevin Baugh	1980-83
9.	56	Gary Hayman	1972-73
10.	50	Jesse Della Valle	2010-14
11.	49	Justin Brown	2009-11
12.	47	Dennis Onkotz	1967-69
13.	46	Mike Guman	1976-79
	46	Michael Timpson	1985-88
15.	42	Jim Eaise	1973-74

TOP 10 CAREER PUNT RETURNERS

Season	Avg.	Ret.	Yards	TD
Jahan Dotson				
2018	-2.0	1	-2	0
2019	19.5	2	39	0
2020	24.6	8	197	1
2021	13.0	8	104	0
<i>Career</i>	<i>17.8</i>	<i>19</i>	<i>338</i>	<i>1</i>

Ron Younker				
1953	22.0	4	88	0
1954	16.1	12	193	0
<i>Career</i>	<i>17.6</i>	<i>16</i>	<i>281</i>	<i>0</i>

Wally Triplett				
1946	14.4	5	72	0
1947	10.6	7	74	0
1948	26.8	5	134	1
<i>Career</i>	<i>16.5</i>	<i>17</i>	<i>280</i>	<i>1</i>

Don Jonas				
1958	17.0	5	85	1
1960	21.4	7	150	1
1961	7.2	5	36	0
<i>Career</i>	<i>15.9</i>	<i>17</i>	<i>271</i>	<i>2</i>

Lenny Moore				
1953	17.5	13	228	1
1954	15.0	7	105	0
1955	11.3	4	45	0
<i>Career</i>	<i>15.8</i>	<i>24</i>	<i>378</i>	<i>1</i>

Dick Hoak				
1958	15.0	9	135	0
1959	15.7	6	94	0
1960	--	--	--	--
<i>Career</i>	<i>15.3</i>	<i>15</i>	<i>229</i>	<i>0</i>

Mike Archie				
1992	44.5	2	89	1
1993	26.0	3	78	0
1994	11.5	11	126	0
1995	5.5	8	44	0
<i>Career</i>	<i>14.0</i>	<i>24</i>	<i>337</i>	<i>1</i>

Jimmy Cefalo				
1974	--	--	--	--
1975	--	--	--	--
1976	--	--	--	--
1977	13.7	18	247	2
<i>Career</i>	<i>13.7</i>	<i>18</i>	<i>247</i>	<i>2</i>

Dennis Onkotz				
1967	17.2	5	86	1
1968	11.6	18	208	0
1969	13.5	24	325	1
<i>Career</i>	<i>13.2</i>	<i>47</i>	<i>619</i>	<i>2</i>

Joe Vargo				
1963	16.8	4	67	0
1964	12.3	19	233	1
<i>Career</i>	<i>13.0</i>	<i>23</i>	<i>300</i>	<i>1</i>

CAREER PUNT RETURN TDS

1.	4	Bruce Branch	1997-2001
2.	3	O.J. McDuffie	1988-92
	3	Derrick Williams	2005-08
4.	2	12 with 2 punt return touchdowns	
		<i>Most recent:</i>	
		Daequan Hardy, 2019-23	

RECORDS

KICKOFF RETURN RECORDS

KICKOFF RETURNS		
Game:	7 Gary Brown at West Virginia	1988
Season:	33 Miles Sanders	2016
Career:	73 Chaz Powell	2008-11

KICKOFF RETURN YARDAGE		
Game:	201 Gary Brown vs. Texas	1990
Season:	733 Chaz Powell	2011
Career:	1866 Chaz Powell	2008-11

KICKOFF RETURN YARDAGE AVERAGE		
Game:	52.5 Saquon Barkley at Ohio State	2017 (2 returns)
Season:	43.0 Gary Brown	1990
Career:	29.6 Larry Joe	1946-48

TOUCHDOWNS		
Game:	1 by many players	Last:
		Nicholas Singleton at Rutgers 2022
Season:	2 Chuck Peters	1940
	Curt Warner	1980
	Derrick Williams	2008
	Saquon Barkley	2017
Career:	3 Curt Warner	1979-82


CAREER KICKOFF RETURN AVERAGE (Min. 15 Returns)

	Avg.	Ret.	Yards	TD	Player	Years
1.	29.6	16	473	1	Larry Joe	1946-48
2.	28.8	32	922	3	Curt Warner	1979-82
3.	28.4	17	483	1	Charlie Pittman	1967-69
4.	27.8	18	500	2	Saquon Barkley	2015-17
5.	26.9	18	484	1	Gary Hayman	1972-73
6.	26.3	25	658	1	Blair Thomas	1985-87, 89
7.	25.7	23	591	1	Roger Kochman	1959-62
8.	25.6	73	1866	2	Chaz Powell	2008-11
9.	24.6	19	468	0	Lydell Mitchell	1969-71
10.	24.5	27	662	1	Nicholas Singleton	2022-pres.
11.	24.4	25	609	0	Shelly Hammonds	1990-93
12.	24.3	23	560	0	Lenny Moore	1953-55
13.	24.2	38	920	0	Gary Brown	1987-90
14.	24.0	47	1128	1	A.J. Wallace	2006-09
15.	23.6	16	378	0	Richie Anderson	1989, 91-92
16.	23.5	44	1036	0	KJ Hamler	2018-19
17.	23.3	25	583	1	Rich Mauti	1974-76
18.	23.1	23	531	0	John Cappelletti	1971-73
19.	23.1	25	577	0	Chris Eberly	1995-98
20.	22.8	59	1347	1	Larry Johnson	1998-2002


SEASON KICKOFF RETURN AVERAGE (Min. 8 Returns)

	Avg.	Ret.	Yards	TD	Player	Year
1.	43.0	8	344	0	Gary Brown	1990
2.	35.0	10	350	2	Curt Warner	1980
3.	32.6	9	293	1	Larry Joe	1947
4.	31.9	12	383	1	Blair Thomas	1986
5.	29.6	8	237	1	Gary Hayman	1973
	29.6	8	237	0	Rodney Kinlaw	2005
7.	29.0	17	493	1	Curt Warner	1979
8.	28.8	9	259	0	Chaz Powell	2008
9.	28.7	10	287	1	Charlie Pittman	1967
10.	28.4	15	426	2	Saquon Barkley	2017
11.	28.0	8	224	1	Rich Mauti	1975
12.	27.4	9	247	0	Bob Riggle	1965
13.	27.1	27	733	1	Chaz Powell	2011
14.	26.7	17	454	1	Larry Johnson	2001
15.	26.5	16	424	0	Shelly Hammonds	1993
16.	26.4	22	581	1	A.J. Wallace	2007
17.	26.3	12	316	1	Paul Johnson	1969
18.	26.1	20	523	0	KJ Hamler	2018
19.	25.8	20	515	2	Derrick Williams	2008
20.	25.6	16	410	0	Lydell Mitchell	1970

CAREER LEADERS



Larry Joe
29.6 average



Curt Warner
28.8 average



Charlie Pittman
28.4 average

LONGEST KICKOFF RETURNS

	Yards	Player/Game
1.	101	Chuck Peters vs. NYU, 1940
2.	100	Fritz Barrett vs. Carnegie Tech, 1910
	100	Roger Kochman vs. Syracuse, 1959
	100	Rich Mauti at Temple, 1975
	100	Chaz Powell vs. Youngstown State, 2010
	100	Lamont Wade vs. Illinois, 2020
	100	Nicholas Singleton at Rutgers, 2022
8.	98	Thomas Evans vs. Marshall, 1930
	98	Gary Hayman at Maryland, 1973
	98	Saquon Barkley vs. Indiana, 2017
11.	97	Larry Johnson at Illinois, 2001
	97	A.J. Wallace vs. Ohio State, 2007
	97	Saquon Barkley at Ohio State, 2017
14.	96	Chuck Peters at Lehigh, 1940
15.	95	Shorty Miller at Pennsylvania, 1911
	95	Charley Way vs. Ursinus, 1919
	95	Harry Wilson vs. Navy, 1923
	95	Cy Lungren vs. Marietta, 1926
	95	Larry Joe vs. Bucknell, 1947
	95	Curt Warner vs. Pittsburgh, 1979
	*95	Gary Brown vs. Texas, 1990
	95	Chaz Powell vs. Indiana State, 2011

*Non-scoring play



Charlie Pittman

SEASON KICKOFF RETURN LEADERS

Season	Player	Ret.	Yards	Avg.	TD
1940	Chuck Peters	5	261	52.2	2
1946	Robert Williams	3	77	25.7	0
1947	Larry Joe	9	293	32.6	1
1948	Larry Joe	6	147	24.5	0
1949	Owen Dougherty	8	132	16.5	0
1950	Earle Mundell	9	227	25.2	0
1951	Ted Shattuck	9	168	18.7	0
1952	Richard Jones	13	303	23.3	0
1953	Lenny Moore	5	136	27.2	0
1954	Lenny Moore	4	142	35.5	0
1955	Billy Kane	13	273	21.0	0
1956	Billy Kane	7	197	28.1	0
1957	Dave Kasperian	6	191	31.9	0
1958	Dave Kasperian	2	90	45.0	0
1959	Dick Hoak	6	215	35.8	0
1960	Jim Kerr	8	158	19.8	0
1961	Roger Kochman	10	229	22.9	0
1962	Roger Kochman	10	218	21.8	0
1963	Gary Klingensmith	10	245	24.5	0
1964	Don Kunit	9	223	24.8	0
1965	Bob Riggie	9	247	27.4	0
1966	Mike Irwin	16	285	17.9	0
1967	Bob Campbell	5	179	35.8	0
1968	Charlie Pittman	4	110	27.5	0
1969	Paul Johnson	12	316	26.3	1
1970	Lydell Mitchell	16	410	25.6	0
1971	John Cappelletti	15	355	23.7	0
1972	Gary Hayman	10	247	24.7	0
1973	Gary Hayman	8	237	29.6	1
1974	Jimmy Cefalo	9	159	17.7	0
1975	Rich Mauti	8	224	28.0	1
1976	Rich Mauti	13	217	16.7	0
1977	Booker Moore	6	155	25.8	0
1978	Matt Suhey	5	103	20.6	0
1979	Curt Warner	17	493	29.0	1
1980	Curt Warner	10	350	35.0	2
1981	Jon Williams	8	133	16.6	0
1982	Kevin Baugh	18	404	22.4	0
1983	Kevin Baugh	26	503	19.3	0
1984	Jim Coates	12	277	23.1	0
1985	Blair Thomas	9	217	24.1	0
1986	Blair Thomas	12	383	31.9	1
1987	Leroy Thompson	10	245	24.5	0
1988	Gary Brown	22	427	19.4	0
1989	Bobby Samuels	10	197	19.7	0
1990	Gary Brown	8	344	43.0	0
1991	Richie Anderson	9	222	24.7	0
1992	O.J. McDuffie	14	323	23.1	0
1993	Shelly Hammonds	16	424	26.5	0
1994	Mike Archie	11	240	21.8	0
1995	Stephen Pitts	17	364	21.4	0
1996	Kenny Watson	16	376	23.5	0
1997	Chris Eberly	22	530	24.1	0
1998	Eddie Drummond	7	117	16.7	0
1999	Kenny Watson	22	522	23.7	0
2000	Larry Johnson	18	444	24.7	0
2001	Larry Johnson	17	454	26.7	1
2002	Larry Johnson	11	219	19.9	0
2003	Calvin Lowry	16	300	18.8	0
2004	Rodney Kinlaw	10	198	19.8	0
2005	Rodney Kinlaw	8	237	29.6	0
2006	A.J. Wallace	16	388	24.2	0
2007	A.J. Wallace	22	581	26.4	1
2008	Derrick Williams	20	515	25.8	2
2009	Chaz Powell	16	371	23.2	0
2010	Chaz Powell	21	503	24.0	1
2011	Chaz Powell	27	733	27.1	1
2012	Bill Belton	9	140	15.6	0
2013	Geno Lewis	22	491	22.3	0
2014	Grant Haley	32	659	20.6	0
2015	Koa Farmer	18	405	22.5	0
2016	Miles Sanders	33	688	20.8	0
2017	Saquon Barkley	15	426	28.4	2
2018	KJ Hamler	20	523	26.1	0
2019	KJ Hamler	24	513	21.4	0
2020	Lamont Wade	5	192	38.4	1
2021	Devyn Ford	9	191	21.2	0
2022	Nicholas Singleton	14	349	24.9	1
2023	Nicholas Singleton	13	313	24.1	0

CAREER KICKOFF RETURN YARDS

1.	1866	Chaz Powell	2007-11
2.	1506	Kenny Watson	1996-2000
3.	1347	Larry Johnson	1998-2002
4.	1216	Kevin Baugh	1980-83
5.	1128	A.J. Wallace	2006-09
6.	1127	Jim Coates	1984-87
7.	1095	Derrick Williams	2005-08
8.	1036	KJ Hamler	2018-19
9.	922	Curt Warner	1979-82
10.	920	Gary Brown	1987-90
11.	764	Miles Sanders	2016-18
12.	662	Nicholas Singleton	2022-pres.
13.	659	Grant Haley	2014-17
14.	658	Blair Thomas	1985-87, 89
15.	627	Rodney Kinlaw	2004-07

SEASON KICKOFF RETURN YARDS

1.	733	Chaz Powell	2011
2.	688	Miles Sanders	2016
3.	659	Grant Haley	2014
4.	581	A.J. Wallace	2007
5.	530	Chris Eberly	1997
6.	523	KJ Hamler	2018
7.	522	Kenny Watson	1999
8.	515	Derrick Williams	2008
9.	513	KJ Hamler	2019
10.	503	Kevin Baugh	1983
11.	503	Chaz Powell	2010
12.	493	Curt Warner	1979
13.	491	Geno Lewis	2013
14.	454	Larry Johnson	2001
15.	444	Larry Johnson	2000

CAREER KICKOFF RETURNS

1.	73	Chaz Powell	2007-11
2.	67	Kenny Watson	1996-2000
3.	62	Kevin Baugh	1980-83
4.	59	Larry Johnson	1998-2002
5.	51	Jim Coates	1984-87
6.	50	Derrick Williams	2005-08
7.	47	A.J. Wallace	2006-09
8.	44	KJ Hamler	2018-19
9.	38	Gary Brown	1987-90
10.	38	Miles Sanders	2016-18
11.	32	Curt Warner	1979-82
12.	32	Grant Haley	2014-17
13.	28	Rodney Kinlaw	2004-07
14.	27	Nicholas Singleton	2022-pres.
15.	26	Stephen Pitts	1992-95

SEASON KICKOFF RETURNS

1.	33	Miles Sanders	2016
2.	32	Grant Haley	2014
3.	27	Chaz Powell	2011
4.	26	Kevin Baugh	1983
5.	24	KJ Hamler	2019
6.	22	Gary Brown	1988
7.	22	Chris Eberly	1997
8.	22	Kenny Watson	1999
9.	22	A.J. Wallace	2007
10.	22	Geno Lewis	2013
11.	21	Chaz Powell	2010
12.	20	Derrick Williams	2008
13.	20	KJ Hamler	2018
14.	18	Kevin Baugh	1982
15.	18	Larry Johnson	2000
16.	18	Koa Farmer	2015

TOP 10 CAREER KICKOFF RETURNERS

Season	Avg.	Ret.	Yards	TD
Larry Joe				
1946	33.0	1	33	0
1947	32.6	9	293	1
1948	24.5	6	147	0
Career	29.6	16	473	1

Season	Avg.	Ret.	Yards	TD
Curt Warner				
1979	29.0	17	493	1
1980	35.0	10	350	2
1981	15.8	5	79	0
1982	--	--	--	--
Career	28.8	32	922	3

Season	Avg.	Ret.	Yards	TD
Charlie Pittman				
1967	28.7	10	287	1
1968	27.5	4	110	0
1969	28.7	3	86	0
Career	28.4	17	483	1

Season	Avg.	Ret.	Yards	TD
Saquon Barkley				
2015	--	--	--	--
2016	24.7	3	74	0
2017	28.4	15	426	2
Career	27.8	18	500	2

Season	Avg.	Ret.	Yards	TD
Gary Hayman				
1972	24.7	10	247	0
1973	29.6	8	237	1
Career	26.9	18	484	1

Season	Avg.	Ret.	Yards	TD
Blair Thomas				
1985	24.1	9	217	0
1986	31.9	12	383	1
1987	14.5	4	58	0
1989	--	--	--	--
Career	26.3	25	658	1

Season	Avg.	Ret.	Yards	TD
Roger Kochman				
1959	48.0	3	144	1
1961	22.9	10	229	0
1962	21.8	10	218	0
Career	25.7	23	591	1

Season	Avg.	Ret.	Yards	TD
Chaz Powell				
2008	28.8	9	259	0
2009	23.2	16	371	0
2010	24.0	21	503	1
2011	27.1	27	733	1
Career	25.6	73	1866	2

Season	Avg.	Ret.	Yards	TD
Lydell Mitchell				
1969	25.0	1	25	0
1970	25.6	16	410	0
1971	16.5	2	33	0
Career	24.6	19	468	0

Season	Avg.	Ret.	Yards	TD
Shelly Hammonds				
1990	25.0	3	75	0
1991	18.3	6	110	0
1992	--	--	--	--
1993	26.5	16	424	0
Career	24.4	25	609	0

CAREER KICKOFF RETURN TDS

1.	3	Curt Warner	1979-82
2.	2	Derrick Williams	2005-08
3.	2	Chaz Powell	2007-11
4.	2	Saquon Barkley	2015-17

RECORDS

PUNTING RECORDS

PUNTS			
Game:	14	Joe Colone at Cornell	1942
By a senior:	12	by four players; Last: Scott Fitzkee at Temple	1978
By a junior:	11	Jeremy Kapinos vs. Florida St.	2005
By a sophomore:	12	Bob Parsons vs. Missouri	1969
By a freshman:	14	Joe Colone at Cornell	1942
Season:	79	John Bruno Jr.	1984
By a senior:	68	George Reynolds	1983
By a junior:	71	David Royer	2001
By a sophomore:	79	John Bruno Jr.	1984
By a freshman:	71	Ralph Giacomarro	1979
Career:	251	Jeremy Kapinos	2003-06

PUNTING YARDAGE			
Game:	453	Doug Helkowski at Alabama	1988
Season:	3273	John Bruno Jr.	1984
By a senior:	3083	Jordan Stout	2021
By a junior:	2880	David Royer	2001
By a sophomore:	3273	John Bruno Jr.	1984
By a freshman:	2850	Jeremy Kapinos	2003
Career:	10,476	Jeremy Kapinos	2003-06

PUNTING YARDAGE AVG.			
Game:	54.8	Ralph Giacomarro at Syracuse	1981 (4 punts)
By a senior:	53.9	Jordan Stout at Wisconsin	2021 (7 punts)
By a junior:	54.8	Ralph Giacomarro at Syracuse	1981 (4 punts)
By a sophomore:	52.0	Jeremy Kapinos vs. Purdue	2004 (5 punts)
By a freshman:	50.8	Blake Gillikin vs. USC	2016 (5 punts)
Season:	46.0	Jordan Stout	2021
By a senior:	46.0	Jordan Stout	2021
By a junior:	44.0	Blake Gillikin	2018
By a sophomore:	43.3	Ralph Giacomarro	1980
By a freshman:	42.8	Blake Gillikin	2016
Career:	45.8	Riley Thompson	2023-pres.

CAREER PUNTING AVERAGE (Min. 50 Punts)

	Avg.	Punts	Yards	Player	Years
1.	45.80	50	2290	Riley Thompson	2023-pres.
2.	44.54	100	4454	Jordan Stout	2019-21
3.	44.28	54	2391	Barney Amor	2022
4.	43.13	151	6512	Jeremy Boone	2007-09
5.	43.03	239	10283	Blake Gillikin	2016-19
6.	43.00	72	3096	George Reynolds	1980-83
7.	41.84	186	7782	Pat Pidgion	1996-99
8.	41.79	225	9402	Ralph Giacomarro	1979-82
9.	41.74	251	10476	Jeremy Kapinos	2003-06
10.	41.73	110	4590	Anthony Fera	2010-11
11.	41.71	204	8508	John Bruno Jr.	1984-86
12.	40.50	62	2511	Chris Claus	1987
13.	39.95	193	7711	David Royer	1999-2002
14.	38.97	241	9391	Doug Helkowski	1988-91
15.	38.88	153	5948	Bob Parsons	1969-71
16.	38.78	108	4188	Daniel Pasquariello	2014-17
17.	38.63	56	2163	Chris Bahr	1973-75
18.	38.42	79	3035	Joe Colone	1946-48
19.	38.39	119	4568	Darrell Kania	1994-96
20.	38.21	122	4662	Alex Butterworth	2010-13

SEASON PUNTING AVERAGE (Min. 30 Punts)

	Avg.	Punts	Yards	Player	Years
1.	46.01	67	3083	Jordan Stout	2021
2.	45.80	50	2290	Riley Thompson	2023
3.	44.28	54	2391	Barney Amor	2022
4.	43.95	64	2813	Blake Gillikin	2018
5.	43.55	55	2395	Ralph Giacomarro	1981
6.	43.32	53	2296	Jeremy Boone	2009
7.	43.31	52	2252	Ralph Giacomarro	1980
8.	43.15	52	2244	Blake Gillikin	2017
9.	43.03	39	1678	Jeremy Boone	2008
10.	43.02	59	2538	Jeremy Boone	2007
11.	42.92	60	2575	John Bruno Jr.	1985
12.	42.80	61	2611	Blake Gillikin	2016
13.	42.63	68	2899	George Reynolds	1983
14.	42.58	59	2512	Pat Pidgion	1998
15.	42.56	55	2341	Pat Pidgion	1997
16.	42.18	62	2615	Blake Gillikin	2019
17.	41.95	64	2685	Anthony Fera	2011
18.	41.91	68	2850	Jeremy Kapinos	2003
19.	41.89	61	2555	Jeremy Kapinos	2006
20.	41.79	61	2549	Jeremy Kapinos	2004

CAREER LEADERS



Jordan Stout
44.54 average



Barney Amor
44.28 average



Jeremy Boone
43.13 average

GAME PUNTING AVERAGE (Min. 4 Punts)

	Avg.	Punts	Yards	Player/Game	Year
1.	54.75	4	219	Ralph Giacomarro at Syracuse	1981
2.	53.86	7	377	Jordan Stout at Wisconsin	2021
3.	52.40	5	262	Bob Campbell vs. Miami (Fla.)	1968
4.	52.00	5	260	Jeremy Kapinos vs. Purdue	2004
5.	51.40	5	257	Jeremy Boone vs. Texas A&M	2007
6.	51.20	5	256	Blake Gillikin vs. Kentucky	2018
7.	51.00	4	204	Doug Helkowski vs. Texas	1990
	51.00	4	204	Jordan Stout vs. Michigan	2021
9.	50.80	5	254	Blake Gillikin vs. USC	2016
10.	50.50	6	303	Jeremy Kapinos at Ohio State	2004
	50.50	6	303	Jeremy Kapinos at Ohio State	2006
12.	50.40	5	252	Jordan Stout at Iowa	2021
13.	50.00	4	200	Jordan Stout vs. Auburn	2021
	50.00	4	200	Barney Amor vs. Michigan State	2022
15.	49.50	4	198	Jeremy Boone at Illinois	2009



SEASON PUNTING LEADERS

Season	Player	Punts	Yards	Avg.	Blk.
1946	Joe Colone	30	1120	37.3	0
1947	Joe Colone	28	1120	40.0	0
1948	Joe Colone	21	795	37.9	0
1949	Bill Luther	34	1180	34.8	1
1950	Vince O'Bara	51	1638	32.1	1
1951	Art Betts	53	1855	35.2	1
1952	Ted Kemmerer	52	1904	36.7	2
1953	Don Eyer	10	330	33.0	2
1954	Don Bailey	26	898	34.5	0
1955	Jim Hochberg	10	436	43.6	0
1956	Milt Plum	33	1297	39.3	0
1957	Richie Lucas	21	750	35.7	0
1958	Richie Lucas	29	1083	37.3	0
1959	Dick Pae	14	492	35.1	0
1960	Chuck Raisig	40	1389	34.7	0
1961	Pete Liske	24	880	36.7	0
1962	Chuck Raisig	34	1408	41.4	0
1963	Frank Hershey	46	1632	35.5	0
1964	Frank Hershey	57	2128	37.3	0
1965	Wayne Corbett	44	1658	37.7	0
1966	Wayne Corbett	63	2365	37.5	2
1967	Bob Campbell	12	541	45.1	0
1968	Steve Brezna	46	1739	37.8	1
1969	Bob Parsons	58	2353	40.6	1
1970	Bob Parsons	54	2009	37.2	0
1971	Bob Parsons	41	1586	38.7	0
1972	Brian Masella	55	2085	37.9	0
1973	Brian Masella	48	1757	36.6	0
1974	Brian Masella	56	2201	39.3	0
1975	Chris Bahr	56	2163	38.6	0
1976	Scott Fitzkee	59	2087	35.4	0
1977	Scott Fitzkee	44	1699	38.6	0
1978	Scott Fitzkee	65	2335	35.9	0
1979	Ralph Giacomarro	71	2822	39.8	1
1980	Ralph Giacomarro	52	2252	43.3	2
1981	Ralph Giacomarro	55	2395	43.6	0
1982	Ralph Giacomarro	47	1933	41.1	2
1983	George Reynolds	68	2899	42.6	1
1984	John Bruno Jr.	79	3273	41.4	0
1985	John Bruno Jr.	60	2575	42.9	1
1986	John Bruno Jr.	65	2660	40.9	0
1987	Chris Clauss	62	2511	40.5	0
1988	Doug Helkowski	68	2668	39.2	3
1989	Doug Helkowski	57	2175	38.2	4
1990	Doug Helkowski	59	2327	39.4	2
1991	Doug Helkowski	57	2221	39.0	0
1992	Jamie Dreese	39	1599	41.0	1
1993	V.J. Muscillo	55	2014	36.6	0
1994	Darrell Kania	23	849	36.9	0
1995	Darrell Kania	45	1682	37.4	0
1996	Darrell Kania	51	2037	39.9	0
1997	Pat Pidgeon	55	2341	42.6	0
1998	Pat Pidgeon	59	2512	42.6	1
1999	Pat Pidgeon	55	2276	41.4	0
2000	David Royer	62	2411	38.9	2
2001	David Royer	71	2880	40.6	0
2002	David Royer	50	2053	41.1	0
2003	Jeremy Kapinos	68	2850	41.9	2
2004	Jeremy Kapinos	61	2549	41.8	0
2005	Jeremy Kapinos	61	2522	41.3	0
2006	Jeremy Kapinos	61	2555	41.9	0
2007	Jeremy Boone	59	2538	43.0	0
2008	Jeremy Boone	39	1678	43.0	0
2009	Jeremy Boone	53	2296	43.3	3
2010	Anthony Fera	46	1905	41.4	1
2011	Anthony Fera	64	2685	42.0	1
2012	Alex Butterworth	51	1905	37.4	0
2013	Alex Butterworth	51	2000	39.2	0
2014	Daniel Pasquariello	47	1754	37.3	0
2015	Daniel Pasquariello	58	2314	39.9	0
2016	Blake Gillikin	61	2611	42.8	0
2017	Blake Gillikin	52	2244	43.2	1
2018	Blake Gillikin	64	2813	44.0	2
2019	Blake Gillikin	72	2615	42.2	1
2020	Jordan Stout	33	1371	41.5	0
2021	Jordan Stout	67	3083	46.0	0
2022	Barney Amor	54	2391	44.3	0
2023	Riley Thompson	50	2290	45.8	1

LONGEST PUNTS

Yards	Player/Game
1. 89	Coop French at Iowa, 1930
2. 78	Jeremy Kapinos at Ohio State, 2004
3. 76	Chris Clauss vs. Rutgers, 1987
76	Jordan Stout at Wisconsin, 2021
5. 74	Anthony Fera at Iowa, 2010
74	Blake Gillikin at Michigan, 2018
7. 73	Milt Plum at Ohio State, 1956
8. 72	Blake Gillikin vs. Rutgers, 2019
9. 71	Joe Colone at Syracuse, 1946
71	John Bruno Jr. vs. Boston College, 1985
71	Blake Gillikin vs. Kentucky, 2018
12. 70	Coop French at Iowa, 1930
70	Joe Colone at Syracuse, 1946
70	Jeremy Kapinos vs. Purdue, 2004
70	Jeremy Boone at Illinois, 2007
70	Blake Gillikin at Rutgers, 2018
17. 69	Bob Parsons at Colorado, 1970
69	Anthony Fera vs. Purdue, 2011
69	Blake Gillikin at Pitt, 2016
20. 68	Jeremy Kapinos at Ohio State, 2006
68	Jeremy Boone at Indiana, 2007
22. 67	Joe Colone vs. Navy, 1947
67	Art Betts vs. Michigan State, 1951
67	Wayne Corbett at Pittsburgh, 1965
67	Blake Gillikin at Rutgers, 2018
26. 66	Frank Hershey vs. Maryland, 1964
66	Jeremy Boone at Illinois, 2009
66	Alex Butterworth vs. Michigan, 2013
29. 65	W.G. Cooper vs. Villanova, 1935
65	Tom Cherry vs. UCLA, 1967
65	Bob Parsons vs. Colorado, 1969
65	Blake Gillikin vs. USC, 2016

TOP 10 CAREER PUNTERS

Season	Avg.	Punts	Yards	Blk.	Season	Avg.	Punts	Yards	Blk.
Riley Thompson					George Reynolds				
2023	45.8	50	2290	1	1981	43.0	1	43	0
<i>Career</i>	45.8	50	2290	1	1982	51.3	3	154	0
Jordan Stout					Ralph Giacomarro				
2020	41.5	33	1371	0	1979	39.8	71	2822	1
2021	46.0	67	3083	0	1980	43.3	52	2252	2
<i>Career</i>	44.5	100	4454	0	1981	43.6	55	2395	0
Barney Amor					Pat Pidgeon				
2022	44.3	54	2391	0	1996	38.4	17	653	0
<i>Career</i>	44.3	54	2391	0	1997	42.6	55	2341	0
Jeremy Boone					John Bruno Jr.				
2007	43.0	59	2538	0	1984	41.4	79	3273	0
2008	43.0	39	1678	0	1985	42.9	60	2575	1
2009	43.3	53	2296	3	1986	40.9	65	2660	0
<i>Career</i>	43.1	151	6512	3	<i>Career</i>	41.7	204	8508	1
Blake Gillikin					Anthony Fera				
2016	42.8	61	2611	0	2010	41.4	46	1905	1
2017	43.2	52	2244	1	2011	42.0	64	2685	1
2018	44.0	64	2813	2	<i>Career</i>	41.7	110	4590	2
2019	42.2	62	2615	1					
<i>Career</i>	43.0	239	10283	4					

KICKING RECORDS

FIELD GOALS		
Game:	5	Brian Franco at Nebraska 1981 Massimo Manca vs. Notre Dame 1985 Travis Forney vs. Michigan St. 1998 Collin Wagner vs. Temple 2010
In Consecutive Games:	31	Kevin Kelly 2006-08*
Half:	4	Matt Bahr vs. SMU 1978
Season:	24	Sam Ficken 2014
Career:	78	Kevin Kelly 2005-08

FIELD GOAL ATTEMPTS		
Game:	6	Massimo Manca at West Virginia 1986 Travis Forney vs. Michigan St. 1998 Collin Wagner vs. Temple 2010
In Consecutive Games:	41	Kevin Kelly 2005-08
Season:	34	Kevin Kelly 2006
Career:	107	Kevin Kelly 2005-08

* - NCAA record

FIELD GOAL ACCURACY		
Game:	100.0	Brian Franco (5-5) vs. Nebraska 1981 Massimo Manca (5-5) vs. Notre Dame 1985
Season:	91.7	Jake Pinegar (11-12) 2019 Tyler Davis (22-24) 2016
Career:	79.6	Tyler Davis (39-49) 2015-17
Consecutive Made:	18	Tyler Davis 2015-16
50-Yd Career Pct.:	55.6	Jordan Stout (5-9) 2019-pres.

EXTRA POINTS		
Game:	10	Jake Pinegar vs. Idaho 2019 Charles Atherton vs. Gettysburg 1894 Travis Forney vs. Akron 1999
Season:	71	Tyler Davis 2017
Career:	183	Kevin Kelly 2005-08

EXTRA POINT ATTEMPTS		
Game:	10	Jake Pinegar vs. Idaho 2019 Charles Atherton vs. Gettysburg 1894 Travis Forney vs. Akron 1999
Season:	71	Tyler Davis 2017
Career:	185	Kevin Kelly 2005-08

EXTRA POINT ACCURACY		
Game:	100.0	Jake Pinegar (10-10) vs. Idaho 2019 Charles Atherton (10-10) vs. Gettysburg 1894 Travis Forney (10-10) vs. Akron 1999
Season:	100.0	Matt Bahr (31-31) 1978 Massimo Manca (37-37) 1986 Brett Conway (37-37) 1995 Brett Conway (39-39) 1996 Travis Forney (44-44) 1999 Kevin Kelly (60-60) 2008 Collin Wagner (46-46) 2009 Collin Wagner (34-34) 2010 Tyler Davis (62-62) 2016 Tyler Davis (71-71) 2017 Alex Felkins (47-47) 2023
Career:	100.0	Herb Menhardt (59-59) 1978-80 Collin Wagner (83-83) 2007-10 Tyler Davis (144-144) 2015-17
Consecutive Made:	144	Tyler Davis (144-144) 2015-17

CAREER FIELD GOALS

	FG	FGA	Pct.	LG	Player	Years
1.	78	107	72.9	53	Kevin Kelly	2005-08
2.	54	75	72.0	54	Sam Ficken	2011-14
3.	50	80	62.5	50	Craig Fayak	1990-93
4.	49	67	73.1	50	Jake Pinegar	2018-22
5.	47	63	74.6	50	Travis Forney	1996-99
6.	45	61	73.7	52	Brett Conway	1993-96
7.	40	59	67.6	53	Massimo Manca	1982, 84-86
8.	39	61	63.9	50	Matt Bahr	1976-78
	39	61	63.9	51	Robbie Gould	2001-04
	39	49	79.6	47	Tyler Davis	2015-17
11.	38	49	77.6	48	Nick Gancitano	1981-84
12.	36	48	75.0	49	Collin Wagner	2007-10
13.	35	63	55.6	55	Chris Bahr	1973-75
14.	29	41	70.7	54	Herb Menhardt	1978-80
15.	27	42	64.3	49	Ray Tarasi	1986-89

SEASON FIELD GOALS

	FG	FGA	Pct.	LG	Player	Year
1.	24	29	82.8	50	Sam Ficken	2014
2.	22	27	81.5	50	Matt Bahr	1978
	22	34	64.7	49	Kevin Kelly	2006
	22	24	91.7	40	Tyler Davis	2016
5.	21	26	80.8	53	Massimo Manca	1985
	21	26	80.8	47	Travis Forney	1999
7.	20	29	68.9	50	Travis Forney	1998
	20	26	76.9	53	Kevin Kelly	2007
	20	24	83.3	52	Kevin Kelly	2008
	20	25	80.0	49	Collin Wagner	2010
11.	19	23	82.6	49	Ray Tarasi	1989
	19	24	49.2	50	Alex Felkins	2023
13.	18	33	54.6	55	Chris Bahr	1975
	18	24	75.0	52	Brett Conway	1996
15.	17	21	81.0	48	Nick Gancitano	1983
	17	26	65.4	50	Craig Fayak	1991
	17	22	77.3	51	Robbie Gould	2002


CAREER LEADERS



Kevin Kelly
78 field goals



Sam Ficken
54 field goals



Craig Fayak
50 field goals

GAME FIELD GOALS

	FG	FGA	LG	Player/Game	Year
1.	5	5	48	Brian Franco at Nebraska	1981
	5	5	50	Massimo Manca vs. Notre Dame	1985
	5	6	40	Travis Forney vs. Michigan State	1998
	5	6	45	Collin Wagner vs. Temple	2010
5.	4	4	50	Chris Bahr at Pittsburgh	1974
	4	5	37	Matt Bahr vs. Rutgers	1978
	4	5	41	Matt Bahr at Ohio State	1978
	4	4	41	Matt Bahr vs. SMU	1978
	4	4	37	Matt Bahr vs. NC State	1978
	4	4	35	Massimo Manca vs. Maryland	1982
	4	4	31	Nick Gancitano vs. Pittsburgh	1982
	4	5	50	Massimo Manca vs. Alabama	1985
	4	6	42	Massimo Manca at West Virginia	1986
	4	4	49	Ray Tarasi vs. West Virginia	1989
	4	4	48	Craig Fayak at Pittsburgh	1991
	4	4	42	Brett Conway at Purdue	1995
	4	6	50	Travis Forney at Minnesota	1998
	4	4	51	Robbie Gould at Wisconsin	2002
	4	4	33	Kevin Kelly vs. Purdue	2005
	4	4	36	Kevin Kelly vs. Northwestern	2006
	4	4	26	Collin Wagner vs. LSU	2009
	4	4	36	Sam Ficken vs. UCF	2014
	4	4	48	Sam Ficken vs. Maryland	2014
	4	4	40	Tyler Davis at Rutgers	2016

SEASON FIELD GOAL ATTEMPTS

1.	34	Kevin Kelly	2006
2.	33	Chris Bahr	1975
3.	29	Travis Forney	1998
	29	Sam Ficken	2014
5.	27	Matt Bahr	1978
6.	26	Massimo Manca	1985
	26	Craig Fayak	1991
	26	Travis Forney	1999
	26	Kevin Kelly	2007
10.	25	Collin Wagner	2010
11.	24	Matt Bahr	1977
	24	Brett Conway	1995
	24	Brett Conway	1996
	24	Kevin Kelly	2008
	24	Tyler Davis	2016
	24	Jake Pinegar	2018
	24	Alex Felkins	2023

CAREER FIELD GOAL ATTEMPTS

1.	107	Kevin Kelly	2005-08
2.	80	Craig Fayak	1990-93
3.	75	Sam Ficken	2011-14
4.	67	Jake Pinegar	2018-22
5.	63	Chris Bahr	1973-75
	63	Travis Forney	1996-99
7.	61	Matt Bahr	1976-78
	61	Brett Conway	1993-96
	61	Robbie Gould	2002-04
10.	59	Massimo Manca	1982, 84-86
11.	49	Nick Gancitano	1981-84
	49	Tyler Davis	2015-17
13.	48	Collin Wagner	2006-10
14.	42	Herb Menhardt	1976, 78-80
	42	Ray Tarasi	1986-89

SEASON EXTRA POINTS MADE

1.	71	Tyler Davis	2017
2.	62	Brett Conway	1994
	62	Tyler Davis	2016
4.	60	Kevin Kelly	2008
5.	59	Al Vitiello	1971
6.	57	Jake Pinegar	2022
7.	56	Jake Pinegar	2019
8.	53	Jake Pinegar	2018
9.	49	Kevin Kelly	2005
10.	47	Alex Felkins	2023
11.	46	Collin Wagner	2009
12.	44	Travis Forney	1999
	44	Kevin Kelly	2007
14.	42	Craig Fayak	1991
	42	Robbie Gould	2002

CAREER EXTRA POINTS MADE

1.	195	Jake Pinegar	2018-22
2.	183	Kevin Kelly	2005-08
3.	144	Tyler Davis	2015-17
4.	141	Brett Conway	1993-96
5.	132	Craig Fayak	1990-93
6.	117	Travis Forney	1996-99
7.	115	Robbie Gould	2002-04
8.	109	Sam Ficken	2011-14
9.	98	Al Vitiello	1971-72
10.	86	Massimo Manca	1982, 84-86
11.	85	Collin Wagner	2006-10
12.	76	Nick Gancitano	1981-84
13.	74	Matt Bahr	1976-78
14.	63	Chris Bahr	1973-75
15.	59	Herb Menhard	1976, 78-80

SEASON FIELD GOAL PERCENTAGE (min. 10 attempts)

	Pct.	FG	FGA	Player	Year
1.	91.7	22	24	Tyler Davis	2016
	91.7	11	12	Jake Pinegar	2019
3.	83.3	20	24	Kevin Kelly	2008
4.	82.8	24	29	Sam Ficken	2014
5.	82.6	19	23	Ray Tarasi	1989
6.	82.4	14	17	Anthony Fera	2011
7.	81.5	22	27	Matt Bahr	1978
8.	81.0	17	21	Nick Gancitano	1983
9.	80.8	21	26	Massimo Manca	1985
	80.8	21	26	Travis Forney	1999
11.	80.0	20	25	Collin Wagner	2010
12.	79.2	19	24	Alex Felkins	2023
13.	77.3	17	22	Robbie Gould	2002
14.	76.9	20	26	Kevin Kelly	2007
15.	75.0	18	24	Brett Conway	1996
	75.0	12	16	Jake Pinegar	2022

CAREER FIELD GOAL PERCENTAGE (min. 25 attempts)

	Pct.	FG	FGA	Player	Years
1.	79.6	39	49	Tyler Davis	2015-17
2.	77.6	38	49	Nick Gancitano	1981-84
3.	75.0	36	48	Collin Wagner	2006-10
4.	74.6	47	63	Travis Forney	1996-99
5.	73.8	45	61	Brett Conway	1993-96
6.	73.1	49	67	Jake Pinegar	2018-22
7.	72.9	78	107	Kevin Kelly	2005-08
8.	72.0	54	75	Sam Ficken	2011-14
9.	69.0	29	42	Herb Menhardt	1976, 78-80
10.	67.8	40	59	Massimo Manca	1982, 84-86
11.	64.7	33	51	Robbie Gould	2002-04
12.	64.5	20	31	Jordan Stout	2019-21
13.	64.3	27	42	Ray Tarasi	1986-89
14.	63.9	39	61	Matt Bahr	1976-78
15.	62.5	50	80	Craig Fayak	1990-93



Tyler Davis

SEASON PAT PERCENTAGE (min. 30 attempts)

	Pct.	PATM	PAT	Player	Year
1.	100.0	31	31	Matt Bahr	1978
	100.0	37	37	Brett Conway	1995
	100.0	39	39	Brett Conway	1996
	100.0	44	44	Travis Forney	1999
	100.0	30	30	Kevin Kelly	2006
	100.0	46	46	Collin Wagner	2009
	100.0	60	60	Kevin Kelly	2008
	100.0	62	62	Tyler Davis	2016
	100.0	34	34	Collin Wagner	2010
	100.0	71	71	Tyler Davis	2017
	100.0	47	47	Alex Felkins	2023
12.	98.4	62	63	Brett Conway	1994
13.	98.0	49	50	Kevin Kelly	2005
14.	97.8	44	45	Kevin Kelly	2007
15.	97.6	41	42	Sam Ficken	2013

CAREER PAT PERCENTAGE (min. 50 attempts)

	Pct.	PATM	PAT	Player	Years
1.	100.0	59	59	Herb Menhardt	1976, 78-80
	100.0	85	85	Collin Wagner	2006-10
	100.0	144	144	Tyler Davis	2015-17
4.	99.3	141	142	Brett Conway	1993-96
5.	98.9	183	185	Kevin Kelly	2005-08
6.	98.9	86	87	Massimo Manca	1982, 84-86
7.	97.3	109	121	Sam Ficken	2011-14
8.	96.7	117	121	Travis Forney	1996-99
9.	96.5	195	202	Jake Pinegar	2018-22
10.	96.2	76	79	Nick Gancitano	1981-84
11.	96.1	74	77	Matt Bahr	1976-78
12.	96.1	98	102	Al Vitiello	1971-72
	96.1	49	51	Ray Tarasi	1986-89
14.	95.0	132	139	Craig Fayak	1990-93
15.	95.0	115	121	Robbie Gould	2002-04

50-YARD FIELD GOALS

Yards	Player	Yards	Player
57	Jordan Stout vs. Pittsburgh, 2019	51	Ryan Primanti vs. Illinois, 2000
55	Chris Bahr at Temple, 1975	51	Robbie Gould at Wisconsin, 2002
55	Chris Bahr at Ohio State, 1975	50	Chris Bahr at Syracuse, 1973
55	Chris Bahr at Syracuse, 1975	50	Chris Bahr at Pittsburgh, 1974
54	Herb Menhardt at NC State, 1979	50	Matt Bahr vs. Syracuse, 1978
54	Sam Ficken vs. Kent State, 2013	50	Massimo Manca vs. Alabama, 1985
53	Massimo Manca vs. Notre Dame, 1985	50	Massimo Manca vs. Notre Dame, 1985
53	Kevin Kelly vs. Iowa, 2007	50	Craig Fayak at Alabama, 1990
53	Jordan Stout vs. Idaho, 2019	50	Travis Forney at Minnesota, 1998
52	Chris Bahr vs. West Virginia, 1975	50	Robbie Gould vs. Virginia, 2002
52	Eric Etze at Notre Dame, 1988	50	Kevin Kelly at Wisconsin, 2008
52	Brett Conway vs. Temple, 1996	50	Sam Ficken vs. Temple, 2014
51	Kevin Kelly at Syracuse, 2008	50	Jordan Stout vs. Ohio State, 2020
51	Pete Mauthe at Pittsburgh, 1912	50	Jordan Stout vs. Indiana, 2021
51	Brett Conway vs. Michigan, 1995	50	Jake Pinegar at Indiana, 2022
		50	Jake Pinegar vs. Maryland, 2022
		50	Alex Felkins vs. Indiana, 2023

RECORDS

SCORING RECORDS

POINTS		
Game:	36	Harry Robb vs. Gettysburg 1917
By a senior:	32	Charles Atherton vs. Gettysburg 1894
By a junior:	30	Ki-Jana Carter vs. Michigan State 1994
By a sophomore:	36	Harry Robb vs. Gettysburg 1917
By a freshman:	24	Mike Guman vs. Army 1976
Season:	174	Lydell Mitchell 1971
By a senior:	174	Lydell Mitchell 1971
By a junior:	138	Ki-Jana Carter 1994
	138	Saquon Barkley 2017
By a sophomore:	132	Saquon Barkley 2016
By a freshman:	101	Jake Pinegar 2018

POINTS		
Career:	425	Kevin Kelly 2005-08
Career (non-kicker):	318	Saquon Barkley 2015-17

TOUCHDOWNS		
Game:	6	Harry Robb vs. Gettysburg 1917
In Consecutive Games:	15	Saquon Barkley 2016 (7) - 2017 (8)
Season:	29	Lydell Mitchell 1971
Career:	53	Saquon Barkley 2015-17

KICKING POINTS		
Game:	19	Travis Forney vs. Michigan State 1998
Season:	128*	Tyler Davis 2016
Career:	417	Kevin Kelly 2005-08

CAREER SCORING

	Points	TD	PAT	FG	Player	Years
1.	425	1	*183	78	Kevin Kelly	2005-08
2.	342	0	195	49	Jake Pinegar	2018-22
3.	318	53	0	0	Saquon Barkley	2015-17
4.	282	0	132	50	Craig Fayak	1990-93
5.	276	0	141	45	Brett Conway	1993-96
6.	271	0	109	54	Sam Ficken	2011-14
7.	261	0	144	39	Tyler Davis	2015-17
8.	258	0	117	47	Travis Forney	1996-99
9.	246	41	0	0	Lydell Mitchell	1969-71
10.	232	0	115	39	Robbie Gould	2001-04
11.	230	38	**0	0	Curtis Enis	1995-97
12.	218	36	**0	0	Larry Johnson	1999-2002
13.	206	0	86	40	Massimo Manca	1982, 84-86
14.	204	34	0	0	Ki-Jana Carter	1992-94
15.	198	33	0	0	Curt Warner	1979-82
16.	193	0	85	36	Collin Wagner	2006-10
17.	192	32	0	0	Charlie Pittman	1967-69
	192	32	0	0	Bobby Engram	1991, 93-95
	192	32	0	0	Evan Royster	2006-10
20.	191	0	74	39	Matt Bahr	1976-78

*Also scored one two-point conversion run; **also scored one two-point conversion reception.

SEASON SCORING

	Points	TD	PAT	FG	Player	Year
1.	174	29	0	0	Lydell Mitchell	1971
2.	140	23	**0	0	Larry Johnson	2002
3.	138	23	0	0	Ki-Jana Carter	1994
	138	23	0	0	Saquon Barkley	2017
5.	132	22	0	0	Saquon Barkley	2016
6.	128	0	62	22	Tyler Davis	2016
7.	122	20	**0	0	Curtis Enis	1997
8.	120	0	60	20	Kevin Kelly	2008
9.	119	11	—	—	Pete Mauthe	1909
10.	116	19	*0	0	Richie Anderson	1992
11.	110	1	44	20	Kevin Kelly	2007
12.	107	0	44	21	Travis Forney	1999
13.	104	0	47	19	Alex Felkins	2024
14.	102	17	0	0	John Cappelletti	1973
15.	101	0	53	16	Jake Pinegar	2018
16.	100	0	28	24	Sam Ficken	2014
17.	99	0	*49	16	Kevin Kelly	2005
18.	98	0	71	9	Tyler Davis	2017
19.	97	0	31	22	Matt Bahr	1978
20.	96	0	30	22	Kevin Kelly	2006

*Also scored one two-point conversion run; **also scored one two-point conversion reception.

CAREER LEADERS



Kevin Kelly
425 points



Jake Pinegar
342 points



Saquon Barkley
318 points

GAME SCORING

	Points	TD	PAT	FG	Player/Game	Year
1.	36	6	0	0	Harry Robb vs. Gettysburg	1917
2.	33	4	9	0	Carl Forkum at Pittsburgh	1903
3.	*32	3	10	0	Charles Atherton vs. Gettysburg	1894
4.	30	5	0	0	Shorty Miller vs. Carnegie Tech	1913
	30	5	0	0	Lydell Mitchell at Navy	1971
	30	5	0	0	Lydell Mitchell vs. Maryland	1971
	30	5	0	0	Ki-Jana Carter vs. Michigan State	1994
	30	5	0	0	Saquon Barkley at Pitt	2016
9.	28	4	4	0	Johnny Roepke vs. Gettysburg	1927
10.	25	4	1	0	Tom Sherman vs. California	1966
11.	24	4	0	0	John Cappelletti vs. West Virginia	1973
	24	4	0	0	John Cappelletti vs. Ohio	1973
	24	4	0	0	Mike Guman vs. Army	1976
	24	4	0	0	Leroy Thompson vs. Rutgers	1990
	24	4	0	0	Richie Anderson vs. Maryland	1992
	24	4	0	0	Brian O'Neal vs. Pittsburgh	1992
	24	4	0	0	Bobby Engram vs. Minnesota	1993
	24	4	0	0	Ki-Jana Carter vs. Ohio State	1994
	24	4	0	0	Bobby Engram at Rutgers	1995
	24	4	0	0	Curtis Enis at Purdue	1997
	24	4	0	0	Larry Johnson vs. Michigan State	2002

*Prior to 1897, four points were awarded for touchdowns and two points for extra points.



Larry Johnson

TOP 10 CAREER SCORERS

Season	Points	TD	PAT	FG	Season	Points	TD	PAT	FG
Kevin Kelly					Sam Ficken				
2005	99	0	*49	16	2011	4	0	1	1
2006	96	0	30	22	2012	81	0	39	14
2007	110	1	44	20	2013	86	0	41	15
2008	120	0	60	20	2014	100	0	28	24
<i>Career</i>	<i>425</i>	<i>1</i>	<i>*183</i>	<i>78</i>	<i>Career</i>	<i>271</i>	<i>0</i>	<i>109</i>	<i>54</i>
Jake Pinegar					Tyler Davis				
2018	101	0	53	16	2015	35	0	11	8
2019	89	0	56	11	2016	128	0	62	22
2020	54	0	27	9	2017	98	0	71	9
2021	5	0	2	1	<i>Career</i>	<i>261</i>	<i>0</i>	<i>144</i>	<i>39</i>
2022	93	0	57	12	Travis Forney				
<i>Career</i>	<i>342</i>	<i>0</i>	<i>195</i>	<i>49</i>	1996	3	0	3	0
Saquon Barkley					1997	59	0	41	6
2015	48	8	0	0	1998	89	0	29	20
2016	132	22	0	0	1999	107	0	44	21
2017	138	23	0	0	<i>Career</i>	<i>258</i>	<i>0</i>	<i>117</i>	<i>47</i>
<i>Career</i>	<i>318</i>	<i>53</i>	<i>0</i>	<i>0</i>	Jake Pinegar				
Craig Fayak					2018	101	0	53	16
1990	74	0	29	15	2019	89	0	56	11
1991	93	0	42	17	2020	54	0	27	9
1992	36	0	21	5	2021	5	0	2	1
1993	79	0	40	13	<i>Career</i>	<i>249</i>	<i>0</i>	<i>138</i>	<i>37</i>
<i>Career</i>	<i>282</i>	<i>0</i>	<i>132</i>	<i>50</i>	Lydell Mitchell				
Brett Conway					1969	36	6	0	0
1993	6	0	3	1	1970	36	6	0	0
1994	92	0	62	10	1971	174	29	0	0
1995	85	0	37	16	<i>Career</i>	<i>246</i>	<i>41</i>	<i>0</i>	<i>0</i>
1996	93	0	39	18					
<i>Career</i>	<i>276</i>	<i>0</i>	<i>141</i>	<i>45</i>					

SEASON SCORING LEADERS

Season	Player	Points	TD	PAT	FG
1946	Elwood Petchel.....	42	7	0	0
1947	Fran Rogel	36	6	0	0
1948	Wally Triplett.....	36	6	0	0
1949	Vince O'Bara.....	31	5	1-2	0
1950	Tony Orsini.....	30	5	0	0
1951	Ted Shattuck.....	30	5	0	0
1952	Bill Leonard.....	27	0	21-23	2
1953	Jim Garrity.....	48	4	17-19	1
1954	Lenny Moore.....	78	13	0	0
1955	Lenny Moore.....	30	5	0	0
	Milt Plum.....	30	3	12-14	0
1956	Billy Kane.....	42	7	0	0
1957	Dave Kasperian.....	48	8	0	0
1958	Dave Kasperian.....	46	7	**0	0
1959	Richie Lucas.....	36	6	0	0
	Jim Kerr.....	36	6	0	0
1960	Jim Kerr.....	52	8	**0	0
1961	Roger Kochman.....	56	9	*0	0
1962	Roger Kochman.....	48	8	0	0
1963	Ron Coates.....	33	0	18-19	5-13
1964	Tom Urbanik.....	48	8	0	0
1965	Mike Irwin.....	42	7	0	0
	Dave McNaughton.....	42	7	0	0
1966	Tom Sherman.....	57	5	*7-10	6-8
1967	Don Abbey.....	88	9	*23-26	3-14
1968	Charlie Pittman.....	84	14	0	0
1969	Charlie Pittman.....	66	11	0	0
1970	Franco Harris.....	48	8	0	0
1971	Lydell Mitchell.....	174	29	0	0
1972	John Cappelletti.....	78	13	0	0
1973	John Cappelletti.....	102	17	0	0
1974	Tom Donchez.....	48	8	0	0
1975	Chris Bahr.....	73	0	19-20	18-33
1976	Mike Guman.....	48	8	0	0
1977	Matt Bahr.....	81	0	39-41	14-24
1978	Matt Bahr.....	97	0	31-31	22-27
1979	Herb Menhardt.....	70	0	28-28	14-20
1980	Herb Menhardt.....	71	0	26-26	15-21
1981	Brian Franco.....	81	0	36-37	15-21
1982	Curt Warner.....	78	13	0	0
1983	Nick Gancitano.....	85	0	34-36	17-21
1984	Nick Gancitano.....	49	0	19-19	10-14
1985	Massimo Manca.....	91	0	28-28	21-26
1986	Massimo Manca.....	79	0	37-37	14-23
1987	Blair Thomas.....	80	13	*0	0
1988	Gary Brown.....	44	7	*0	0
1989	Ray Tarasi.....	77	0	20-21	19-23
1990	Craig Fayak.....	74	0	29-30	15-21
1991	Craig Fayak.....	93	0	42-46	17-26
1992	Richie Anderson.....	116	19	*0	0
1993	Craig Fayak.....	79	0	40-42	13-23
1994	Ki-Jana Carter.....	138	23	0	0
1995	Brett Conway.....	85	0	37-37	16-24
1996	Brett Conway.....	93	0	39-39	18-24
1997	Curtis Enis.....	122	20	*0	0-0
1998	Travis Forney.....	89	0	29-30	20-29
1999	Travis Forney.....	107	0	44-44	21-26
2000	Ryan Primanti.....	64	0	22-25	14-20
2001	Eric McCoo.....	54	9	0	0
2002	Larry Johnson.....	140	23	*0	0
2003	Robbie Gould.....	49	0	22-24	9-16
2004	Robbie Gould.....	43	0	22-23	7-13
2005	Kevin Kelly.....	99	0	*49-50	16-23
2006	Kevin Kelly.....	96	0	30-31	22-34
2007	Kevin Kelly.....	110	1	44-45	20-26
2008	Kevin Kelly.....	120	0	60-60	20-24
2009	Collin Wagner.....	91	0	46-46	15-22
2010	Collin Wagner.....	94	0	34-34	20-25
2011	Anthony Fera.....	62	0	20-20	14-17
2012	Sam Ficken.....	81	0	39-41	14-21
2013	Sam Ficken.....	86	0	41-42	15-23
2014	Sam Ficken.....	100	0	28-28	24-29
2015	Joey Julius.....	50	0	20-24	10-12
2016	Saquon Barkley.....	132	22	0	0
2017	Saquon Barkley.....	138	23	0	0
2018	Jake Pinegar.....	101	0	53-55	16-24
2019	Jake Pinegar.....	89	0	56-58	11-12
2020	Jake Pinegar.....	54	0	27-28	9-13
2021	Jordan Stout.....	82	0	34-36	16-23
2022	Jake Pinegar.....	93	0	57-59	12-16
2023	Alex Felkins.....	104	0	47-47	19-24

*Also scored one two-point conversion; **Also scored two two-point conversions.



DEFENSIVE RECORDS

TACKLES			
Game:	24	Greg Buttle at West Virginia	1974
		Bill Banks at NC State	1977
Season:	165	Greg Buttle	1974
Season Solo Tackles:	86	Greg Buttle	1974
Season Assisted Tkls.:	84	Sean Lee	2007
Career:	419	Dan Connor	2004-07

QUARTERBACK SACKS			
Game:	4.0	Terry Killens vs. Indiana	1995
		Jimmy Kennedy at Wisconsin	2002
		Tamba Hali vs. Wisconsin	2005
		Shaka Toney at Indiana	2018
Season:	15.5	Carl Nassib	2015
Career:	33	Courtney Brown	1996-99

TACKLES FOR LOSS			
Game:	6.0	Courtney Brown vs. Wisconsin	1997
Season:	29	Courtney Brown	1999
Career:	70	Courtney Brown	1996-99

FUMBLES RECOVERED			
Game:	3	Dave Robinson vs. Maryland	1962
Season:	5	Tom Odell	1975
Career:	8	Greg Gattuso	1980-83
		Harry Hamilton	1980-83

FUMBLES CAUSED			
Season:	7	Michael Haynes	2002
Career:	9	Shane Conlan	1983-86

PASSES DEFENDED			
Season:	26	Leon Humphries	1991
Career:	76	Derek Bochna	1990-93

BLOCKED PUNTS			
Season:	3	Jack Ham	1968
		Andre Collins	1989
Career:	4	Jack Ham	1968-70
		Andre Collins	1986-89

SAFETIES			
Game:	3	Mike Reid vs. Maryland	1966
Season:	3	Mike Reid	1966
Career:	3	Mike Reid	1966, 68-69

CAREER TACKLES

	Total	Solo	Asst.	Player	Years
1.	419	227	192	Dan Connor	2004-07
2.	372	210	162	Paul Posluszny	2003-06
3.	343	185	158	Greg Buttle	1973-75
4.	325	154	171	Sean Lee	2005-07, 09
5.	321	181	140	Marcus Allen	2014-17
6.	315	157	158	Brian Gelzheiser	1991-94
7.	294	159	135	Mike Hull	2011-14
8.	287	165	122	Dennis Onkotz	1967-69
9.	286	115	171	Jason Cabinda	2014-17
10.	274	144	130	John Skorupan	1970-72
	274	186	88	Shane Conlan	1983-86
12.	273	181	92	Brandon Short	1996-99
13.	261	116	145	Glenn Carson	2010-13
14.	257	147	110	Andre Collins	1986-89
	257	158	99	Drew Astorino	2008-11
16.	256	176	80	Trey Bauer	1984-87
17.	255	158	97	Jim Nelson	1994-97
18.	252	147	105	Shawn Mayer	1999, 2001-02
19.	249	123	126	Gerald Hodges	2009-12
20.	241	161	80	Brian Chizmar	1986-89

SEASON TACKLES

	Total	Solo	Asst.	Player	Year
1.	165	86	79	Greg Buttle	1974
2.	145	69	76	Dan Connor	2007
3.	144	85	59	Shawn Mayer	2002
4.	140	76	64	Greg Buttle	1975
	140	75	65	Mike Hull	2014
6.	138	54	84	Sean Lee	2007
7.	130	68	62	Andre Collins	1989
8.	126	72	54	Ed O'Neil	1972
	126	51	75	Brian Gelzheiser	1994
10.	118	74	44	Dennis Onkotz	1967
11.	116	64	52	Paul Posluszny	2005
	116	69	67	Paul Posluszny	2006
	116	45	71	Josh Hull	2009
14.	115	60	55	Gary Gray	1971
15.	113	57	56	Brian Gelzheiser	1993
	113	70	43	Dan Connor	2006
17.	112	55	57	Gerald Filardi	1995
	112	39	73	Chris Colasanti	2010
19.	110	63	47	Andre Collins	1988
	110	56	54	Brian Chizmar	1989
	110	57	53	Marcus Allen	2016


CAREER LEADERS



Dan Connor
419 tackles



Paul Posluszny
372 tackles



Greg Buttle
343 tackles

GAME TACKLES

	Total	Player/Game	Year
1.	24	Greg Buttle at West Virginia	1974
	24	Bill Banks at NC State	1977
3.	23	Greg Buttle at NC State	1974
4.	22	Ron Crosby vs. Ohio	1974
	22	Paul Posluszny at Northwestern	2005
	22	Marcus Allen vs. Minnesota	2016
7.	21	Buddy Tesner at West Virginia	1974
	21	Lance Mehl at Ohio State	1978
	21	Scott Radevic at Pittsburgh	1983
	21	Trey Bauer vs. Rutgers	1985
11.	20	Ed O'Neil at Boston College	1972
	20	Tom Hull vs. Iowa	1973
	20	Jim Rosecrans at NC State	1974
	20	Jim Rosecrans at West Virginia	1974
	20	Rick Donaldson at NC State	1977



Dan Connor

SEASON TACKLE LEADERS

Season	Player, Pos.	Total	Solo	Assists
1969	Dennis Onkotz, lb	97	50	47
1970	Gary Gray, lb	96	50	46
1971	Gary Gray, lb	115	60	55
1972	Ed O'Neil, lb	126	72	54
1973	Mike Hartenstine, dt	104	57	47
1974	Greg Buttle, lb	165	86	79
1975	Greg Buttle, lb	140	76	64
1976	Kurt Allerman, lb	87	57	30
1977	Rick Donaldson, lb	86	42	44
1978	Lance Mehl, lb	96	46	50
1979	Lance Mehl, lb	99	68	31
1980	Chet Parlavecchio, lb	72	42	30
1981	Chet Parlavecchio, lb	70	42	28
1982	Scott Radecic, lb	71	48	23
1983	Harry Hamilton, lb	100	53	47
1984	Ray Isom, db	82	55	27
1985	Rogers Alexander, lb	102	54	48
1986	Shane Conlan, lb	79	63	16
1987	Brian Chizmar, s	69	57	12
1988	Andre Collins, lb	110	63	47
1989	Andre Collins, lb	130	68	62
1990	Mark D'Onofrio, lb	71	45	26
1991	Lee Rubin, s	60	45	15
1992	Phil Yeboah-Kodie, lb	63	40	23
1993	Brian Gelzheiser, lb	113	57	56
1994	Brian Gelzheiser, lb	126	51	75
1995	Gerald Filardi, lb	112	55	57
1996	Gerald Filardi, lb	96	37	59
1997	Jim Nelson, lb	91	70	21
1998	Brandon Short, lb	67	49	18
1999	Brandon Short, lb	103	62	41
2000	James Boyd, s	109	84	25
2001	Shawn Mayer, s	97	56	41
2002	Shawn Mayer, s	144	85	59
2003	Gino Capone, lb	100	49	51
2004	Paul Posluszny, lb	104	52	52
2005	Paul Posluszny, lb	116	64	52
2006	Paul Posluszny, lb	116	69	47
2007	Dan Connor, lb	145	69	76
2008	NaVorro Bowman, lb	106	61	45
2009	Josh Hull, lb	116	45	71
2010	Chris Colasanti, lb	112	39	73
2011	Gerald Hodges, lb	106	60	46
2012	Gerald Hodges, lb	109	45	64
2013	Glenn Carson, lb	90	43	47
2014	Mike Hull, lb	140	75	65
2015	Jason Cabinda, lb	100	39	61
2016	Marcus Allen, s	110	57	53
2017	Jason Cabinda, lb	88	33	55
2018	Micah Parsons, lb	83	48	35
2019	Micah Parsons, lb	109	52	57
2020	Ellis Brooks, lb	60	26	34
2021	Ellis Brooks, lb	100	53	47
2022	Ji'Ayir Brown, s	74	56	18
2023	Kevin Winston Jr, s	61	34	27



Carl Nassib

TOP 10 CAREER TACKLERS

Season	Tackles	Solo	Assists	Season	Tackles	Solo	Assists
Dan Connor				Brian Gelzheiser			
2004	85	50	35	1991	32	19	13
2005	76	38	38	1992	44	30	14
2006	113	70	43	1993	113	57	56
2007	145	69	76	1994	126	51	75
<i>Career</i>	<i>419</i>	<i>227</i>	<i>192</i>	<i>Career</i>	<i>315</i>	<i>157</i>	<i>158</i>
Paul Posluszny				Mike Hull			
2003	36	25	11	2011	18	6	12
2004	104	52	52	2012	58	34	24
2005	116	64	52	2013	78	44	34
2006	116	69	47	2014	140	75	65
<i>Career</i>	<i>372</i>	<i>210</i>	<i>162</i>	<i>Career</i>	<i>294</i>	<i>159</i>	<i>135</i>
Greg Buttle				Dennis Onkotz			
1973	38	23	15	1967	118	74	44
1974	165	86	79	1968	72	41	31
1975	140	76	64	1969	97	50	47
<i>Career</i>	<i>343</i>	<i>185</i>	<i>158</i>	<i>Career</i>	<i>287</i>	<i>165</i>	<i>122</i>
Sean Lee				Jason Cabinda			
2005	11	6	5	2014	17	7	10
2006	90	47	43	2015	100	39	61
2007	138	54	84	2016	88	40	48
2008	Medical redshirt			2017	88	33	55
2009	86	47	39	<i>Career</i>	<i>286</i>	<i>115</i>	<i>171</i>
<i>Career</i>	<i>325</i>	<i>154</i>	<i>171</i>	John Skorupan			
Marcus Allen				1970	91	45	46
2014	58	35	23	1971	77	36	41
2015	81	43	38	1972	106	63	43
2016	110	57	53	<i>Career</i>	<i>274</i>	<i>144</i>	<i>130</i>
2017	72	46	26				
<i>Career</i>	<i>321</i>	<i>181</i>	<i>140</i>				

SEASON SACK LEADERS

Season	Player	Sacks	Season	Player	Sacks
1975	Ron Coder	5.0	2003	Lavon Chisley	4.0
1976	Tony Petruccio	7.0		Cameron (Derek) Wake	4.0
1977	Bruce Clark	6.0	2004	Scott Paxson	3.0
	Matt Millen	6.0		Paul Posluszny	3.0
1978	Larry Kubin	12.0		Matthew Rice	3.0
1979	Larry Kubin	15.0	2005	Tamba Hali	11.0
1980	Gene Gladys	6.0	2006	Jay Alford	8.0
1981	Walker Lee Ashley	6.0	2007	Maurice Evans	12.5
1982	Walker Lee Ashley	5.0	2008	Aaron Maybin	12.0
1983	Rogers Alexander	6.0	2009	Jared Odrick	7.0
1984	Bob White	7.0	2010	Devon Still	4.0
1985	Don Graham	7.0	2011	Jack Crawford	6.5
1986	Don Graham	9.0	2012	Deion Barnes	6.0
1987	Pete Curkendall	7.0	2013	C.J. Olaniyan	5.0
1988	Quintus McDonald	7.0	2014	Anthony Zettel	8.0
1989	Mark D'Onofrio	11.0	2015	Carl Nassib	15.5
1990	Rich McKenzie	6.0	2016	Garrett Sickels	6.0
1991	Tyoka Jackson	9.5		Evan Schwan	6.0
1992	Rich McKenzie	6.0	2017	Shareef Miller	5.0
1993	Tyoka Jackson	8.0	2018	Yetur Gross-Matos	8.0
1994	Willie Smith	7.0	2019	Yetur Gross-Matos	9.5
1995	Terry Killens	11.0	2020	Shaka Toney	5.0
1996	Brandon Noble	8.0	2021	Arnold Ebiketie	9.5
1997	Chris Snyder	7.0	2022	Abdul Carter	6.5
1998	Courtney Brown	11.5	2023	Adisa Isaac	7.5
1999	Courtney Brown	13.5			
2000	Michael Haynes	6.0			
	Jimmy Kennedy	6.0			
	Justin Kurpeikis	6.0			
2001	Michael Haynes	4.0			
2002	Michael Haynes	15.0			

Note: Sacks and tackles for loss did not become an NCAA statistic until 2000.

RECORDS

CAREER SACK LEADERS

(since 1975)

Sacks	Player	Years	
1.	33.0	Courtney Brown	1996-99
2.	30.0	Larry Kubin	1977-80
3.	25.5	Shane Conlan	1983-86
	25.5	Michael Haynes	1999-2002
5.	24.5	Tyoka Jackson	1990-93
6.	22.0	Matt Millen	1976-79
7.	21.0	Todd Atkins	1992-95
8.	20.5	Shaka Toney	2017-20
9.	20.0	Rich McKenzie	1989-92
	20.0	Anthony Zettel	2012-15
11.	19.0	Bruce Clark	1976-79
	19.0	LaVar Arrington	1997-99
	19.0	Jay Alford	2003-06
	19.0	Yetur Gross-Matos	2017-19
15.	18.0	Don Graham	1983-86
	18.0	Bob White	1983-86

SEASON SACK LEADERS

(since 1975)

Sacks	Player	Year	
1.	15.5	Carl Nassib	2015
2.	15.0	Larry Kubin	1979
	15.0	Michael Haynes	2002
4.	13.5	Courtney Brown	1999
5.	12.5	Maurice Evans	2007
6.	12.0	Larry Kubin	1978
	12.0	Aaron Maybin	2008
8.	11.5	Shane Conlan	1983
	11.5	Courtney Brown	1998
10.	11.0	Mark D'Onofrio	1989
	11.0	Terry Killens	1995
	11.0	Tamba Hali	2005
13.	10.0	Brad Scioli	1998
14.	9.5	Tyoka Jackson	1991
	9.5	Yetur Gross-Matos	2019
	9.5	Arnold Ebiketie	2021

CAREER TACKLES FOR LOSS

(since 1975)

TFL	Player	Years	
1.	70.0	Courtney Brown	1996-99
2.	51.0	Brandon Short	1996-99
3.	45.0	Larry Kubin	1977-80
4.	43.0	Bruce Clark	1976-79
	43.0	Justin Kurpeikis	1997-2000
6.	42.0	Michael Haynes	1999-2002
7.	41.0	Shane Conlan	1983-86
8.	39.0	LaVar Arrington	1997-99
	39.0	Jimmy Kennedy	1999-2002
10.	38.0	Anthony Zettel	2012-15
11.	37.0	Yetur Gross-Matos	2017-19
12.	36.0	Matt Millen	1976-79
	36.0	Tamba Hali	2002-05
14.	34.0	Paul Posluszny	2003-06
	34.0	Dan Connor	2004-07

SEASON TACKLES FOR LOSS

(since 1975)

TFL	Player	Year	
1.	29.0	Courtney Brown	1999
2.	24.0	Terry Killens	1995
3.	23.0	Larry Kubin	1979
	23.0	Courtney Brown	1998
	23.0	Michael Haynes	2002
6.	21.5	Maurice Evans	2007
7.	21.0	Tyoka Jackson	1993
8.	20.0	Bruce Clark	1978
	20.0	Todd Atkins	1994
	20.0	LaVar Arrington	1999
	20.0	Aaron Maybin	2008
	20.0	Yetur Gross-Matos	2018
13.	19.5	Carl Nassib	2015
14.	18.0	Willie Smith	1994
	18.0	Todd Atkins	1995
	18.0	Brandon Noble	1996
	18.0	Brad Scioli	1998
	18.0	Justin Kurpeikis	2000

CAREER FUMBLES FORCED

FF	Player	Years	
1.	9	Shane Conlan	1983-86
2.	8	Don Graham	1983-86
	8	Michael Haynes	1998-2002
	8	Carl Nassib	2012-15
5.	7	Bruce Clark	1976-79
	7	Brandon Bell	2013-16
7.	6	Matt Millen	1976-79
	6	Walker Ashley	1979-82
	6	Mark Robinson	1980-83
	6	Bob White	1983-86
	6	Sean Stanley	2009-12
	6	Micah Parsons	2018-19
12.	5	Harry Hamilton	1980-83
	5	Rogers Alexander	1982-85
	5	Mark D'Onofrio	1988-91
	5	Courtney Brown	1996-99
	5	Sean Lee	2005-09
	5	Maurice Evans	2006-08
	5	Deion Barnes	2011-14
	5	Marcus Allen	2014-17

SEASON FUMBLES FORCED

FF	Player	Year	
1.	7	Michael Haynes	2002
2.	6	Carl Nassib	2015
3.	5	Mark D'Onofrio	1989
	5	Maurice Evans	2007
5.	4	Neil Hutton	1976
	4	Walker Ashley	1981
	4	Scott Radecic	1983
	4	Shane Conlan	1985
	4	Micah Parsons	2019
9.	3	31 times	

Most recently by: Keaton Ellis, Lamont Wade, Marquis Wilson, 2019

CAREER FUMBLES RECOVERED

FR	Player	Years	
1.	8	Greg Gattuso	1980-83
	8	Harry Hamilton	1980-83
3.	6	Rick Donaldson	1976-79
	6	Don Graham	1983-86
	6	Trey Bauer	1985-87
	6	Sean Lee	2005-09
7.	5	Tom Odell	1973-75
	5	Neil Hutton	1974, 76-77
	5	Lance Mehl	1977-79
	5	Larry Kubin	1977-80
	5	Scott Radecic	1980-83
	5	Bob Ontko	1983-85
	5	Ric Schonewolf	1986-89
	5	Mark D'Onofrio	1988-91
	5	Bri Gelzheiser	1991-94
	5	Shawn Mayer	1999,01-02

SEASON FUMBLES RECOVERED

FR	Player	Year	
1.	5	Tom Odell	1975
2.	4	Greg Buttle	1974
	4	Neil Hutton	1976
	4	Harry Hamilton	1983
	4	Ric Schonewolf	1988
	4	Calvin Lowry	2004
7.	3	22 times	

Most recently by: Robert Windsor, 2017

CAREER PASSES DEFENDED

PD	Player	Years	
1.	76	Derek Bochna (64 pbu, 12 int)	1990-93
2.	60	Brian Miller (48 pbu, 12 int)	1993-96
3.	52	Darren Perry (37 pbu, 15 int)	1988-91
4.	51	Leon Humphries (43 pbu, 8 int)	1988-91
5.	46	Alan Zemaitis (34 pbu, 12 int)	2002-05
6.	44	Duffy Cobbs (35 pbu, 9 int)	1983-86
7.	42	Lee Rubin (34 pbu, 8 int)	1990-93
	42	Kim Herring (29 pbu, 13 int)	1993-96
9.	41	David Macklin (33 pbu, 8 int)	1996-99
10.	39	Willie Thomas (34 pbu, 5 int)	1987-90
11.	37	John Reid (30 pbu, 7 int)	2015-19
11.	36	Sherrod Rainge (27 pbu, 9 int)	1986-89
12.	33	Shell Hammonds (30 pbu, 3 int)	1990-93
13.	31	Eddie Johnson (26 pbu, 5 int)	1985-88
	31	Reggie Givens (28 pbu, 3 int)	1989-92
	31	Mark Tate (29 pbu, 2 int)	1993-96

SEASON PASSES DEFENDED

PD	Player	Year	
1.	26	Leon Humphries (24 pbu, 2 int)	1991
2.	24	Lee Rubin (19 pbu, 5 int)	1991
	24	Brian Miller (19 pbu, 5 int)	1995
4.	22	Darren Perry (15 pbu, 7 int)	1990
	22	Alan Zemaitis (18 pbu, 4 int)	2003
6.	21	Shelly Hammonds (19 pbu, 2 int)	1992
	21	Kim Herring (14 pbu, 7 int)	1996
	21	Kalen King (18 pbu, 3 int)	2022
9.	20	Leon Humphries (14 pbu, 6 int)	1990
	20	Derek Bochna (18 pbu, 2 int)	1990
	20	Darren Perry (14 pbu, 6 int)	1991
	20	Derek Bochna (16 pbu, 4 int)	1993
13.	19	Duffy Cobbs (16 pbu, 3 int)	1985
	19	Duffy Cobbs (15 pbu, 4 int)	1986
	19	Sherrod Rainge (13 pbu, 6 int)	1989
	19	Herndon Henderson (15 pbu, 4 int)	1989
	19	Brian Miller (15 pbu, 4 int)	1994

INTERCEPTION RECORDS

INTERCEPTIONS

Game:	4	Mike Smith vs. Ohio	1970
Season:	10	Neal Smith	1969
		Pete Harris	1978
Career:	19	Neal Smith	1967-69

INTERCEPTION RETURN YARDAGE

Game:	108	Mark Robinson at Pittsburgh	1981
Season:	207*	Alan Zemaitis	2003
Career:	299	Darren Perry	1988-91

* - Big Ten record

TOUCHDOWNS

Game:	2	Jeff Hite vs. Maryland	1974
Season:	2	Dennis Onkotz	1967
		Jeff Hite	1974
		Scott Radevic	1982
		Darren Perry	1991
		Rich Gardner	2002
Career:	3	Dennis Onkotz	1967-69
		Darren Perry	1988-91


CAREER INTERCEPTIONS

	Int.	Yards	TD	Player	Years
1.	19	152	1	Neal Smith	1967-69
2.	15	183	0	Pete Harris	1976-78, 80
	15	299	3	Darren Perry	1988-91
4.	13	106	1	Kim Herring	1993-96
5.	12	211	1	Junior Powell	1961-63
	12	30	0	Derek Bochna	1990-93
	12	135	0	Brian Miller	1993-96
	12	269	1	Alan Zemaitis	2002-05
	12	234	0	Anthony Scirrotto	2005-08
10.	11	143	0	Don Eyer	1951-53
	11	275	3	Dennis Onkotz	1967-69
12.	10	136	1	Lenny Moore	1953-55
	10	91	0	Milt Plum	1954-56
	10	66	0	Dick Gingrich	1964-65
	10	172	0	Buddy Ellis	1971-73
	10	121	0	Ray Isom	1983-86
	10	226	1	Ji'Ayir Brown	2020-22
18.	9	102	0	Mike Smith	1968-70
	9	104	0	John Skorupan	1970-72
	9	203	0	Mark Robinson	1980-83
	9	48	0	Duffy Cobbs	1983-86
	9	136	0	Sherrod Raigne	1986-89
	9	110	0	Calvin Lowry	2002-05


SEASON INTERCEPTIONS

	Int.	Yards	TD	Player	Year
1.	10	78	1	Neal Smith	1969
	10	155	0	Pete Harris	1978
3.	8	67	0	Don Eyer	1952
	8	101	0	Jack Sherry	1952
	8	74	0	Neal Smith	1968
6.	7	72	0	Milt Plum	1956
	7	66	0	Dick Gingrich	1965
	7	125	1	Darren Perry	1990
	7	64	0	Kim Herring	1996
10.	6	43	0	Bob Pollard	1951
	6	96	1	Lenny Moore	1954
	6	56	0	Tim Montgomery	1967
	6	179	2	Dennis Onkotz	1967
	6	97	0	Sherrod Raigne	1989
	6	139	1	Leonard Humphries	1990
	6	122	2	Darren Perry	1991
	6	120	1	David Macklin	1998
	6	35	0	Alan Zemaitis	2005
	6	122	0	Anthony Scirrotto	2006
	6	112	1	Ji'Ayir Brown	2021


CAREER LEADERS



Neal Smith
19 interceptions



Pete Harris
15 interceptions



Darren Perry
15 interceptions

LONGEST INTERCEPTION RETURNS

Yards	Player
1. *99.....	Michael Mauti at Illinois, 2012
2. 98.....	Wayne Berfield at Boston, 1958
3. 91.....	Mark Robinson at Pittsburgh, 1981
4. *90.....	Alan Zemaitis at Purdue, 2003
5. 87.....	Ji'Ayir Brown at Maryland, 2021
6. 85.....	Tom Silvano vs. Gettysburg, 1934
85.....	Scott Radevic at West Virginia, 1982
8. 83.....	Yaacov Yisrael at Iowa, 2003
9. 82.....	Coop French at Pennsylvania, 1929
*82.....	Pete Curkendall vs. Maryland, 1986

*Non-scoring play.



RECORDS

SEASON INTERCEPTION LEADERS

Season	Player	Int.	Yards	Avg.	TD
1946	Elwood Petchel.....	4	40	10.0	0
1947	Bill Luther.....	5	65	13.0	0
1948	Elwood Petchel.....	4	15	3.8	0
1949	Bill Luther.....	4	80	20.0	0
1950	Bill Leonard.....	3	94	31.3	1
	Chan Johnson.....	3	55	18.3	0
1951	Bob Pollard.....	6	43	7.2	0
1952	Jack Sherry.....	8	101	14.3	0
	Don Eyer.....	8	67	8.4	0
1953	Lenny Moore.....	3	40	13.3	0
1954	Lenny Moore.....	6	96	16.0	1
1955	Sam Valentine.....	2	40	20.0	0
	Milt Plum.....	2	9	4.5	0
1956	Milt Plum.....	7	72	10.3	0
1957	Paul North.....	2	10	5.0	0
	Dave Kasperian.....	2	0	0.0	0
1958	Jim Kerr.....	5	122	24.4	1
1959	Richie Lucas.....	5	114	22.8	0
1960	Don Jonas.....	3	45	15.0	0
1961	Junior Powell.....	3	2	0.7	0
1962	Junior Powell.....	5	140	28.0	1
1963	Don Caum.....	4	81	20.3	0
	Junior Powell.....	4	69	17.3	0
1964	Frank Hershey.....	3	41	13.7	0
	Dick Gingrich.....	3	20	6.7	0
	Mike Irwin.....	3	16	5.6	0
1965	Dick Gingrich.....	7	66	9.4	0
1966	Bob Capretto.....	3	6	2.0	0
	Tim Montgomery.....	3	4	1.3	0
	John Runnells.....	3	3	1.0	0
	John Sladki.....	3	0	0.0	0
1967	Dennis Onkotz.....	6	179	29.8	2
	Tim Montgomery.....	6	56	9.3	0
1968	Neal Smith.....	8	74	9.3	0
1969	Neal Smith.....	10	78	7.8	1
1970	Mike Smith.....	5	89	19.8	1
1971	Gary Gray.....	5	11	2.2	0
1972	Buddy Ellis.....	3	61	20.3	0
1973	Jim Bradley.....	4	59	14.8	0
1974	Jeff Hite.....	3	104	34.7	2
	Greg Buttle.....	3	7	2.3	0
1975	Tom Odell.....	4	30	7.5	0
1976	Bill Crummy.....	3	52	17.3	0
	Matt Millen.....	3	27	9.0	0
1977	Gary Petercuskie.....	2	11	5.5	0
	Tom DePaso.....	2	7	3.5	0
	Pete Harris.....	2	0	0.0	0
	Ron Hostetler.....	2	0	0.0	0
1978	Pete Harris.....	10	155	15.5	0
1979	Giuseppe Harris.....	3	40	13.3	0
1980	Paul Lankford.....	4	33	8.3	0
1981	Roger Jackson.....	5	19	3.8	0
1982	Scott Radecic.....	4	142	35.5	2
	Mark Robinson.....	4	89	22.3	0
1983	Michael Zordich.....	3	19	6.3	0
1984	Chris Sydnor.....	5	14	2.8	0
1985	Ray Isom.....	4	39	9.8	0
1986	Duffy Cobbs.....	4	-6	-1.5	0
1987	Brian Chizmar.....	3	18	6.0	0
1988	Sherrod Rainge.....	3	39	13.0	0
1989	Sherrod Rainge.....	6	97	16.2	0
1990	Darren Perry.....	7	125	17.9	1
1991	Darren Perry.....	6	122	20.3	2
1992	Derek Bochna.....	3	10	3.3	0
1993	Tony Pittman.....	5	40	8.0	0
1994	Brian Miller.....	4	25	6.3	0
1995	Brian Miller.....	5	28	5.6	0
1996	Kim Herring.....	7	64	9.1	0
1997	Aaron Collins.....	3	61	20.3	1
1998	David Macklin.....	6	120	20.0	1
1999	Askari Adams.....	3	108	36.0	2
	Derek Fox.....	3	34	11.3	0
	James Boyd.....	3	0	0.0	0
2000	Shamar Finney.....	3	63	21.0	1
	Bhawoh Jue.....	3	31	10.3	0
	James Boyd.....	3	24	8.0	0
2001	Shamar Finney.....	2	44	22.0	0
	Bruce Branch.....	2	31	15.5	0
2002	Bryan Scott.....	4	47	11.8	0
	Shawn Mayer.....	4	7	1.8	0
2003	Alan Zemaitis.....	4	207	51.8	1
2004	Calvin Lowry.....	4	74	18.5	0
	Anwar Phillips.....	4	47	11.8	0

SEASON INTERCEPTION LEADERS

Season	Player	Int.	Yards	Avg.	TD
2005	Alan Zemaitis.....	6	35	5.9	0
2006	Anthony Scirrotto.....	6	122	20.3	0
2007	Anthony Scirrotto.....	3	98	32.7	0
2008	Lydell Sargeant.....	4	55	13.8	0
2009	A.J. Wallace.....	3	14	4.7	0
2010	D'Anton Lynn.....	3	58	19.3	0
	Nick Sukay.....	3	19	6.3	0
2011	Nick Sukay.....	3	18	6.0	0
2012	Michael Mauti.....	3	125	41.7	0
2013	Jordan Lucas.....	3	37	12.3	0
	Ryan Keiser.....	3	2	0.6	0
2014	Anthony Zettel.....	3	52	17.3	1
	Adrian Amos.....	3	35	11.7	0
2015	John Reid.....	2	44	22.0	0
	Grant Haley.....	2	0	0.0	0
2016	Brandon Bell.....	2	24	12.0	0
	Brandon Smith.....	2	22	11.0	0
2017	Amani Oruwariye.....	4	17	4.3	0
2018	Garrett Taylor.....	3	84	28.0	0
	Amani Oruwariye.....	3	-2	-0.7	0
	Nick Scott.....	3	16	5.3	0
2019	Jaquan Brisker.....	2	33	16.5	0
	Tariq Castro-Fields.....	2	8	4.0	0
	John Reid.....	2	61	30.5	1
	Marquis Wilson.....	2	13	6.5	0
2020	Jaquan Brisker.....	1	18	18.0	0
	Keaton Ellis.....	1	0	0.0	0
	Brandon Smith.....	1	0	0.0	0
	Lamont Wade.....	1	0	0.0	0
2021	Ji'Ayir Brown.....	6	112	18.7	1
2022	Ji'Ayir Brown.....	4	114	28.5	0
2023	Dominic DeLuca.....	2	61	30.5	0
	Daequan Hardy.....	2	34	17.0	0
	Jaylen Reed.....	2	17	8.5	0

TOP 10 CAREER INTERCEPTION LEADERS

Season	Int.	Yards	Avg.	TD	Season	Int.	Yards	Avg.	TD
Neal Smith					Brian Miller				
1967	1	0	0.0	0	1994	4	25	6.3	0
1968	8	74	9.3	0	1995	5	28	5.6	0
1969	10	78	7.8	1	1996	3	82	27.3	0
<i>Career</i>	<i>19</i>	<i>152</i>	<i>8.0</i>	<i>1</i>	<i>Career</i>	<i>12</i>	<i>135</i>	<i>11.3</i>	<i>0</i>
Pete Harris					Alan Zemaitis				
1977	2	0	0.0	0	2002	0	0	—	0
1978	10	155	15.5	0	2003	4	207	51.8	1
1980	3	28	9.3	0	2004	2	27	13.5	0
<i>Career</i>	<i>15</i>	<i>183</i>	<i>12.2</i>	<i>0</i>	2005	6	35	5.9	0
Darren Perry					<i>Career</i>	<i>12</i>	<i>269</i>	<i>22.4</i>	<i>1</i>
1988	1	9	9.0	0	Anthony Scirrotto				
1989	1	43	43.0	0	2005	1	0	0.0	0
1990	7	125	17.9	1	2006	6	122	20.3	0
1991	6	122	20.3	2	2007	3	98	32.7	0
<i>Career</i>	<i>15</i>	<i>299</i>	<i>19.9</i>	<i>3</i>	2008	2	14	7.0	0
Kim Herring					<i>Career</i>	<i>12</i>	<i>234</i>	<i>19.5</i>	<i>0</i>
1994	2	21	10.5	0	Don Eyer				
1995	4	21	5.3	1	1951	3	76	25.3	0
1996	7	64	9.1	0	1952	8	67	8.4	0
<i>Career</i>	<i>13</i>	<i>106</i>	<i>8.2</i>	<i>1</i>	1953	0	0	—	0
Junior Powell					<i>Career</i>	<i>11</i>	<i>143</i>	<i>13.0</i>	<i>0</i>
1961	3	2	0.7	0	Dennis Onkotz				
1962	5	140	28.0	1	1967	6	179	29.8	2
1963	4	69	17.3	0	1968	4	83	20.8	1
<i>Career</i>	<i>12</i>	<i>211</i>	<i>17.6</i>	<i>1</i>	1969	1	13	13.0	0
Derek Bochna					<i>Career</i>	<i>11</i>	<i>275</i>	<i>25.0</i>	<i>3</i>
1990	2	0	0.0	0					
1991	3	7	2.3	0					
1992	3	10	3.3	0					
1993	4	13	3.3	0					
<i>Career</i>	<i>12</i>	<i>30</i>	<i>2.5</i>	<i>0</i>					

YEAR-BY-YEAR OFFENSIVE TEAM STATISTICS

Year	G	Points	Scoring Avg.	First Downs	Rushing		Passing		Total Offense	Yards Per Game	Fumbles-Lost	INT	Sacks-Yds. Allowed	3rd Down Eff.	4th Down Eff.	Red Zone	TOP
1947	9	319	35.4	-	2713	-	562	7	3275	363.9	-	10	-	-	-	-	-
1948	9	217	24.1	-	1945	-	833	13	2778	308.7	-	15	-	-	-	-	-
1949	9	162	18.0	-	2655	-	774	8	3429	381.0	-	25	-	-	-	-	-
1950	9	141	15.7	-	1480	-	867	6	2347	260.8	-	19	-	-	-	-	-
1951	9	155	17.2	-	1867	-	960	5	2827	314.1	34-22	10	-	-	-	-	-
1952	10	172	17.2	-	-	-	-	-	-	-	-	-	-	-	-	-	-
1953	9	207	23.0	-	-	-	-	-	-	-	-	-	-	-	-	-	-
1954	9	211	23.4	139	2423	22	675	8	3098	344.2	33-24	9	-	-	-	-	-
1955	9	163	18.1	116	1700	20	755	4	2455	272.8	19-11	15	-	-	-	-	-
1956	9	177	19.7	-	-	-	-	-	-	-	-	-	-	-	-	-	-
1957	9	167	18.6	-	-	-	1187	11	2860	317.8	-	8	-	-	-	-	-
1958	10	237	23.7	179	2429	-	841	6	3270	327.0	36-22	10	-	-	-	-	-
1959	10	255	25.5	176	2084	-	1164	7	3248	324.8	21-9	9	-	-	-	-	-
1960	9	187	20.8	160	2000	-	914	10	2914	323.8	28-12	11	-	-	-	-	-
1961	10	231	23.1	194	2300	-	1391	11	3691	369.1	29-16	9	-	-	-	-	-
1962	10	249	24.9	196	2102	-	1344	13	3446	344.6	24-10	8	-	-	-	-	-
1963	10	165	16.5	154	1689	-	1284	11	2973	297.3	26-10	6	-	-	-	-	-
1964	10	189	18.9	-	-	-	-	-	-	-	-	-	-	-	-	-	-
1965	10	202	20.2	200	2247	20	1304	6	3551	355.1	40-17	13	-	-	-	-	-
1966	10	193	19.3	169	1807	17	1354	7	3161	316.1	34-19	9	-	-	-	-	-
1967	10	282	28.2	177	1738	18	1735	13	3473	347.3	24-9	9	-	-	-	-	-
1968	10	339	33.9	198	2739	33	1286	8	4025	402.5	18-7	7	-	-	-	-	-
1969	10	312	31.2	177	2412	35	1025	1	3437	343.7	21-7	11	-	-	-	-	-
1970	10	300	30.0	210	2769	31	1103	8	3872	387.2	25-14	14	-	-	-	-	-
1971	10	454	45.4	249	3347	42	1648	18	4995	499.5	35-17	10	-	-	-	-	-
1972	11	358	32.5	211	2230	27	2195	18	4425	402.3	35-27	9	-	-	-	-	-
1973	11	431	39.2	237	2994	38	1552	14	4546	413.3	35-16	7	-	-	-	-	-
1974	11	281	25.5	225	2766	21	1381	12	4147	377.0	23-18	6	-	-	-	-	-
1975	11	234	21.3	178	2334	22	1091	3	3425	311.4	30-14	5	-	69-179	31-47	-	40:58
1976	11	232	21.1	206	2151	18	1610	11	3761	341.9	22-9	11	-	80-182	18-38	-	39:50
1977	11	348	31.6	239	2360	22	2286	17	4646	422.4	18-12	10	-	102-179	-	-	-
1978	11	326	29.6	310	2525	21	1963	13	4181	380.1	16-6	14	-	81-193	-	-	35:58
1979	11	248	22.5	196	2469	19	1337	8	3806	346.0	16-9	13	24-186	76-191	-	-	42:11
1980	11	290	26.4	208	2661	21	1332	10	3993	363.0	30-16	15	32-203	69-136	-	-	32:44
1981	11	345	31.4	212	2699	28	1725	14	4424	402.2	19-10	16	20-149	62-158	-	-	30:43
1982	11	368	33.5	244	2283	21	2369	9	4652	422.9	18-10	16	30-227	57-155	-	-	29:56
1983	12	307	25.6	220	2242	16	2208	20	4450	370.8	31-14	12	28-210	72-173	-	-	28:56
1984	11	209	19.0	192	2121	19	1471	6	3592	326.5	17-8	17	27-242	65-166	-	-	28:23
1985	11	265	24.1	185	2059	17	1467	9	3526	320.5	17-9	11	26-212	57-164	-	-	29:24
1986	11	326	29.6	229	2647	28	1737	10	4384	396.6	19-10	7	36-244	66-168	-	-	31:49
1987	11	276	25.1	221	2381	23	1743	9	4124	374.8	13-7	16	31-249	66-165	-	-	30:09
1988	11	231	21.0	199	2186	17	1753	9	3569	324.5	23-10	12	28-195	-	-	-	29:24
1989	11	209	19.0	193	2353	11	1305	9	3658	332.5	20-9	9	25-161	69-170	-	-	28:57
1990	11	280	25.5	201	1999	21	2134	11	4133	375.5	18-8	9	33-249	70-172	-	-	31:17
1991	12	432	36.0	247	2456	27	2642	23	5098	424.8	36-13	7	33-234	73-169	-	-	33:55
1992	11	388	35.3	233	2360	34	2391	15	4751	431.9	17-8	5	13-63	60-165	14-19	-	31:05
1993	11	357	32.5	242	2597	27	1985	18	4582	416.5	19-6	13	8-60	70-170	2-12	-	30:36
1994	11	526	47.8	273	2760	45	2962	23	5722	520.2	11-4	7	5-37	64-122	4-8	56-60	27:22
1995	11	356	32.4	252	2292	21	2329	20	4623	420.3	17-9	6	26-178	78-171	10-17	39-47	31:27
1996	12	362	30.2	241	2440	29	2120	10	4560	380.0	23-10	10	19-150	69-180	4-6	-	30:04
1997	11	360	32.7	227	2295	30	2353	17	4648	422.5	21-14	10	25-179	65-146	4-10	31-35	28:22
1998	11	291	26.5	193	2067	22	1859	6	3926	356.9	22-14	9	26-154	52-161	4-8	-	29:26
1999	12	393	32.8	236	2238	21	2776	19	5014	417.8	24-13	13	40-221	65-179	5-8	-	29:36
2000	12	264	22.0	212	1707	15	2201	15	3908	325.7	21-11	9	33-207	59-172	6-18	-	28:05
2001	11	248	22.5	207	1317	16	2487	13	3804	345.8	8-5	18	31-209	59-159	4-6	-	28:01
2002	13	446	34.3	277	2972	36	2536	17	5508	423.7	18-6	11	18-116	75-169	4-10	-	29:12
2003	12	233	19.4	213	1464	14	2296	11	3760	313.3	22-12	10	19-136	64-176	7-12	-	27:22
2004	11	195	17.7	187	1429	14	1989	10	3418	310.7	15-8	19	19-136	58-156	4-15	-	28:51
2005	12	413	34.4	261	2553	29	2505	18	5058	421.5	23-12	10	14-99	73-166	6-6	-	29:33
2006	13	290	22.3	243	1950	16	2599	12	4549	349.9	26-15	9	23-194	70-186	6-18	38-51	29:28
2007	13	394	30.3	289	2519	27	2682	19	5201	400.1	26-16	10	20-131	89-194	11-14	53-59	30:52
2008	13	506	38.9	300	2676	36	3160	24	5836	448.9	24-10	6	13-100	90-173	5-13	61-66	31:44
2009	13	375	28.8	273	2207	20	3083	25	5290	406.9	18-7	10	17-103	88-182	3-6	43-49	32:37
2010	13	319	24.5	250	1853	16	2986	19	4839	372.2	14-4	17	12-123	79-189	8-17	39-48	30:48
2011	13	251	19.3	238	2142	18	2301	10	4443	341.8	31-13	12	14-116	70-192	10-18	32-42	30:04
2012	12	349	29.1	270	1727	18	3283	24	5010	417.5	16-8	5	21-183	84-195	19-34	44-56	31:22
2013	12	344	28.7	270	2088	22	3110	21	5198	381.3	21-12	10	22-135	59-172	13-24	41-51	30:00
2014	13	268	20.6	249	1325	13	3034	13	4359	335.3	15-11	15	44-277	85-215	7-19	33-40	31:16
2015	13	301	23.2	214	1741	15	2788	20	4529	348.4	18-12	6	39-230	51-185	12-23	42-45	29:30
2016	14	526	37.6	285	2406	34	3650	29	6056	432.6	22-12	8	24-161	56-172	10-20	58-67	27:44
2017	13	534	41.1	296	2212	36	3772	32	5984	460.3	8-3	10	29-163	82-171	8-14	53-59	30:21
2018	13	439	33.8	277	2664	34	2835	21	5499	423.0	24-13	8	31-195	65-175	9-17	52-58	27:41
2019	13	465	35.8	275	2478	34	2877	25	5355	411.9	16-5	9	32-179	73-172	11-18	47-52	27:54
2020	9	268	29.8	223	1569	15	2304	17	3873	430.3	10-8	9	28-170	56-133	11-22	28-37	33:41
2021	13	325	25.0	268	1402	11	3491	25	4893	376.4	14-5	10	34-217	76-197	12-26	33-42	27:57
2022	13	465	35.8	278	2354	28	3283	29	5637	433.6	12-8	7	21-124	68-180	21-30	46-51	30:36
2023	13	471	36.2	292	2403	26	2795	30	5198	399.8	13-6	2	16-124	75-184	20-26	61-64	32:32

Note: NCAA did not include bowl games in season statistics until 2002.

(-) Statistic is not available.

RECORDS

YEAR-BY-YEAR DEFENSIVE TEAM STATISTICS

Year	G	Points	Scoring Avg.	First Downs	Rushing Yards	Rushing TD	Passing Yards	Passing TD	Total Offense	Yards Per Game	Fumbles-Lost	INT	Sacks-Yds. Allowed	3rd Down Eff.	4th Down Eff.	Red Zone	TOP
1947	9	40	4.4	-	-	-	-	-	-	-	-	-	-	-	-	-	-
1948	9	55	6.1	-	-	-	-	-	-	-	-	-	-	-	-	-	-
1949	9	175	19.4	-	-	-	-	-	-	-	-	-	-	-	-	-	-
1950	9	155	17.2	-	-	-	-	-	-	-	-	-	-	-	-	-	-
1951	9	161	17.9	-	1607	-	799	7	2406	267.3	25-13	16	-	-	-	-	-
1952	10	149	14.9	-	-	-	-	-	-	-	-	-	-	-	-	-	-
1953	9	148	16.4	-	-	-	-	-	-	-	-	-	-	-	-	-	-
1954	9	99	11.0	111	1086	-	879	4	1965	218.3	24-16	15	-	-	-	-	-
1955	9	150	16.7	125	1762	17	170	4	2467	274.1	29-17	8	-	-	-	-	-
1956	9	60	6.7	-	-	-	-	-	-	-	-	-	-	-	-	-	-
1957	9	167	18.6	-	-	-	-	-	-	-	-	-	-	-	-	-	-
1958	10	97	9.7	126	1417	-	881	-	2298	229.8	27-16	27	-	-	-	-	-
1959	10	112	11.2	149	1559	-	1077	-	2636	263.6	29-12	22	-	-	-	-	-
1960	9	113	12.6	126	1352	-	948	-	2300	255.6	20-7	14	-	-	-	-	-
1961	10	143	14.3	135	1376	-	1079	-	2458	245.8	28-11	14	-	-	-	-	-
1962	10	119	11.9	140	1327	-	1221	-	2548	254.8	26-14	20	-	-	-	-	-
1963	10	114	11.4	151	1561	-	1074	-	2636	263.6	25-12	15	-	-	-	-	-
1964	10	111	11.1	-	-	-	-	-	-	-	-	-	-	-	-	-	-
1965	10	151	15.1	138	1367	13	1164	5	2531	253.1	30-17	13	-	-	-	-	-
1966	10	208	20.8	156	1552	20	1328	9	2880	288.0	23-11	19	-	-	-	-	-
1967	10	141	14.1	187	1640	7	1710	10	3350	335.0	17-12	25	-	-	-	-	-
1968	10	106	10.6	146	831	6	1739	9	2570	257.0	25-17	25	-	-	-	-	-
1969	10	87	8.7	119	1209	7	962	3	2121	212.1	16-9	11	-	-	-	-	-
1970	10	163	16.3	153	1008	12	1648	7	2656	265.6	25-21	26	-	-	-	-	-
1971	10	131	11.9	159	1292	3	1532	10	2824	282.4	20-12	28	-	-	-	-	-
1972	11	175	15.9	175	1264	10	1975	13	3239	294.5	31-20	17	-	-	-	-	-
1973	11	120	10.9	125	848	6	1405	7	2253	204.8	27-12	19	-	-	-	-	-
1974	11	122	11.1	157	1322	8	1574	8	2896	262.4	22-15	15	-	-	-	-	-
1975	11	110	10.0	187	2007	9	1207	3	3214	292.3	31-15	13	-	74-193	18-39	-	36:56
1976	11	153	13.9	196	1998	12	1580	7	3578	325.2	33-22	7	-	68-178	23-43	-	36:18
1977	11	157	14.3	192	1355	12	1901	7	3256	296.0	28-15	17	-	78-179	-	-	-
1978	11	97	8.8	141	1156	4	1644	6	2243	203.9	24-14	28	-	46-168	-	-	24:02
1979	11	171	15.5	157	1438	2	1595	14	3033	275.7	25-14	14	47-297	52-162	-	-	36:26
1980	11	139	12.6	170	1531	8	1544	7	3075	279.5	32-17	17	-	43-159	-	-	27:16
1981	11	152	13.8	182	1494	4	1862	13	3356	305.1	37-22	20	-	63-173	-	-	27:17
1982	11	173	15.7	220	1630	22	2384	11	4014	364.9	38-23	20	-	77-164	-	-	30:04
1983	12	302	25.2	268	2148	19	3039	18	5187	432.3	46-21	13	-	77-161	-	-	31:04
1984	11	230	20.9	229	1660	18	2326	9	3986	362.4	31-15	16	-	70-178	-	-	31:37
1985	11	128	11.6	195	1619	8	1731	5	3350	304.6	34-19	18	-	71-178	-	-	30:26
1986	11	123	11.2	186	767	5	2350	7	3117	285.0	31-15	20	-	49-168	-	-	28:11
1987	11	209	19.0	200	1341	11	2335	13	3676	334.2	22-8	10	-	62-179	-	-	29:51
1988	11	201	18.3	197	1622	12	2064	9	3686	335.1	24-13	10	28-195	-	-	-	30:26
1989	11	130	11.8	208	1533	7	2081	6	3614	328.5	26-11	18	25-173	61-174	-	-	31:03
1990	11	155	14.1	181	1040	8	2023	9	3063	278.5	22-8	23	33-251	60-174	-	-	28:43
1991	12	167	13.9	189	1120	9	2246	13	3366	280.5	36-16	26	33-234	54-17	-	-	26:05
1992	11	210	19.1	211	1814	8	2110	17	3924	356.7	20-7	13	24-200	49-164	6-14	-	28:55
1993	11	202	18.4	211	1316	12	2556	15	3872	352.0	29-11	21	38-300	63-171	7-19	-	29:24
1994	11	232	21.1	232	1656	10	2556	18	4212	382.9	24-12	11	32-271	64-166	7-19	26-38	32:38
1995	11	245	22.3	216	1318	13	2606	16	3924	356.7	15-6	17	37-270	65-161	9-13	31-32	28:33
1996	12	188	15.7	215	1822	10	2307	11	4129	344.1	25-13	17	39-268	63-189	13-27	-	29:56
1997	11	233	21.2	235	2001	13	2392	15	4393	399.4	13-4	12	35-203	65-178	9-19	30-38	31:38
1998	11	169	15.4	181	1070	7	2170	9	3240	294.5	18-7	17	47-287	61-197	5-14	-	30:34
1999	12	234	19.5	205	1399	14	2446	14	3845	320.4	21-7	17	47-325	54-192	6-15	-	30:24
2000	12	293	24.4	229	1867	14	2498	16	4365	363.8	14-7	17	31-204	95-212	6-14	-	31:55
2001	11	281	25.5	150	2268	19	2612	13	4880	443.6	12-6	6	23-154	74-172	4-16	-	31:59
2002	13	226	17.4	251	1492	11	2799	15	4291	330.1	19-11	20	35-254	99-209	3-10	-	30:38
2003	12	255	21.2	241	2509	13	1840	14	4349	362.4	14-6	10	19-111	81-195	11-18	-	32:35
2004	11	168	15.3	182	1422	9	1785	5	3207	291.5	12-8	16	19-120	67-172	8-13	-	31:09
2005	12	204	17.0	209	1116	12	2540	11	3656	304.7	16-9	16	41-272	71-207	9-18	-	30:27
2006	13	187	14.4	204	1137	8	2561	10	3698	284.5	23-12	13	40-279	61-190	11-23	22-28	30:30
2007	13	228	17.5	228	1219	9	2788	14	4007	308.2	32-17	11	46-322	73-202	7-17	27-39	28:56
2008	13	187	14.4	206	1212	12	2429	10	3641	280.1	19-7	16	33-203	60-186	13-24	21-24	28:15
2009	13	159	12.2	192	1168	6	2400	10	3568	274.5	11-9	14	37-223	61-192	5-15	19-28	27:23
2010	13	308	23.7	234	2153	14	2356	19	4509	346.8	18-7	10	17-86	51-161	8-20	34-37	29:12
2011	13	218	16.8	230	1733	13	2478	12	4211	323.9	16-12	14	31-213	79-206	7-17	33-36	29:51
2012	12	229	19.1	220	1541	10	2700	15	4241	353.4	19-12	10	34-209	71-191	10-27	27-42	28:38
2013	12	314	26.2	233	1728	16	2848	18	4576	381.3	17-7	13	28-200	66-181	6-14	31-37	30:00
2014	13	242	18.6	190	1302	15	2317	14	3619	278.4	13-5	16	31-206	61-202	5-19	32-39	28:44
2015	13	284	21.8	234	1963	19	2255	14	4218	324.5	35-12	10	46-344	70-192	2-13	32-35	30:30
2016	14	356	25.4	274	2118	22	3033	18	5151	367.9	22-11	10	40-270	84-219	8-21	43-48	32:16
2017	13	214	16.5	226	1534	14	2749	13	4283	329.5	20-15	10	42-247	73-209	11-25	27-32	29:39
2018	13	267	20.5	260	2197	16	2359	14	4556	350.5	24-7	13	47-288	71-211	31-195	27-36	32:19
2019	13	208	16.0	246	1235	13	3269	10	4504	346.5	27-12	10	45-335	73-203	15-26	27-33	32:06
2020	9	249	27.7	156	1172	13	1787	15	2959	328.8	9-5	9	21-146	47-127	5-14	25-28	26:19
2021	13	225	17.3	268	1985	12	2598	11	4583	352.5	14-7	14	27-201	76-212	15-24	32-48	32:03
2022	13	237	18.2	235	1445	14	2760	12	4205	323.5	22-12	14	43-284	67-202	15-29	31-42	29:12
2023	13	175	13.5	181	982	10	2237	10	3219	247.6	20-12	12	49-343	54-179	11-20	22-24	27:28

Note: NCAA did not include bowl games in season statistics until 2002.

(-) Statistic is not available.

YEAR-BY-YEAR SPECIAL TEAMS STATISTICS

Year	G	Kick Returns	Yards-Avg.	TD	Punt Returns	Yards-Avg.	TD	Kickoffs	Yds.-Avg.	Punt	Yds.-Avg.	FG-FGA	XP-XPA
1947	9	14	375-26.8	-	57	634-11.1	-	-	-	53	1654-29.0	1	32-47
1948	9	14	317-22.6	-	37	481-13.0	-	-	-	45	1551-34.5	0	25-32
1949	-	33	561-17.0	-	39	453-11.6	-	-	-	58	2086-36.0	0	-
1950	9	35	758-21.7	-	34	230-6.8	-	-	-	52	1653-31.8	0	15-21
1951	9	-	-	-	-	-	-	-	-	54	1902-35.2	-	-
1952	-	-	-	-	-	-	-	-	-	-	-	-	-
1953	-	-	-	-	-	-	-	-	-	-	-	-	-
1954	9	22	429-19.5	-	29	389-13.4	-	-	-	43	1465-34.1	0	20-31
1955	-	-	-	-	-	-	-	-	-	-	-	-	-
1956	-	-	-	-	-	-	-	-	-	-	-	-	-
1957	9	29	533-18.4	-	15	116-7.7	-	-	-	35	1203-34.4	0	19-24
1958	10	23	487-21.2	-	34	424-12.5	-	-	-	53	1848-34.9	0	7-13
1959	10	26	666-25.6	-	39	401-10.3	-	-	-	44	1476-33.5	2	23-30
1960	9	24	444-18.5	-	30	31310.4	-	-	-	40	1359-34.7	0	11-17
1961	10	29	635-21.9	-	29	282-9.7	-	-	-	39	1392-35.7	6-9	17-22
1962	10	25	446-17.8	-	19	125-6.6	-	-	-	44	1687-38.3	5-9	20-25
1963	10	30	605-20.2	-	31	355-11.5	-	-	-	48	1726-35.9	5-13	18-19
1964	-	-	-	-	-	-	-	-	-	-	-	-	-
1965	10	30	601-20.0	0	32	248-7.8	1	-	-	44	1658-37.7	5-10	21-24
1966	10	38	608-16.0	0	19	177-9.3	0	-	-	63	2365-37.5	6-8	9-12
1967	10	26	579-22.3	1	25	195-7.8	2	-	-	51	1935-37.9	3-17	24-28
1968	10	22	447-20.4	1	42	518-12.3	1	-	-	57	2082-36.5	6-14	27-38
1969	10	16	427-26.7	1	50	566-11.3	2	-	-	59	2353-39.9	7-14	35-39
1970	10	27	622-23.0	0	33	362-11.0	2	-	-	54	2009-37.2	2-8	32-38
1971	10	27	546-20.2	0	38	390-10.3	1	-	-	42	1628-38.7	5-13	59-62
1972	11	24	476-19.8	0	51	520-10.2	1	-	-	58	2178-37.6	9-17	43-44
1973	11	24	473-19.7	1	49	672-13.7	1	-	-	52	1923-37.0	11-20	42-50
1974	11	21	398-19.0	0	38	210-5.5	0	-	-	60	2351-39.2	9-15	30-33
1975	11	23	535-23.3	1	34	279-8.2	0	-	-	56	2163-38.6	18-33	20-21
1976	11	25	434-17.4	0	24	258-10.5	0	-	-	62	2179-35.1	11-23	23-24
1977	11	19	373-19.6	0	32	422-13.2	5	-	-	51	1952-38.3	14-24	40-42
1978	11	20	418-20.9	0	46	591-12.9	3	-	-	71	2578-36.3	22-27	36-36
1979	11	34	803-23.6	1	28	191-6.8	0	-	-	72	2833-39.3	14-20	28-28
1980	11	22	586-26.6	2	42	328-7.8	1	-	-	55	2335-42.5	17-23	31-31
1981	11	27	453-16.8	0	26	246-9.4	0	66	4020-61.6	56	2438-43.5	15-21	36-38
1982	11	25	520-20.4	0	38	500-13.2	1	74	4191-56.6	52	2048-39.4	16-23	42-43
1983	12	42	718-17.1	0	32	324-10.1	1	65	3730-57.4	68	2899-42.6	17-21	34-36
1984	11	33	621-18.8	0	30	162-5.4	0	44	2676-60.8	79	3273-41.4	10-15	21-22
1985	11	25	569-22.8	0	34	305-9.0	0	-	-	61	2579-42.3	21-26	28-28
1986	11	30	738-24.6	1	47	375-8.0	0	-	-	66	2668-40.4	14-23	40-40
1987	11	41	713-17.4	0	44	396-9.1	2	-	-	62	2511-40.5	8-16	34-34
1988	11	41	766-18.7	0	29	253-8.4	2	-	-	70	2668-38.1	9-19	24-26
1989	11	30	534-17.8	0	32	396-12.4	2	-	-	61	2229-36.5	19-23	20-22
1990	11	25	685-27.4	0	49	536-10.9	0	-	-	64	2491-38.9	15-24	31-32
1991	12	30	542-18.1	0	47	440-9.4	2	-	-	59	2296-38.9	17-26	47-52
1992	11	32	640-20.0	0	33	497-15.1	1	-	-	63	2457-39.0	8-14	38-44
1993	11	31	645-20.8	0	38	546-14.4	0	-	-	56	2047-36.6	14-24	43-45
1994	11	28	574-20.5	0	28	340-12.1	1	-	-	38	1402-36.9	10-14	64-65
1995	11	42	814-19.4	0	31	300-9.6	1	-	-	45	1682-37.4	16-24	42-42
1996	12	30	610-20.3	0	40	364-9.1	3	-	-	69	2690-39.0	18-24	42-42
1997	11	43	886-20.6	0	31	199-6.4	0	-	-	55	2341-42.6	6-8	44-47
1998	11	26	434-16.7	0	45	476-10.6	1	-	-	60	2512-41.9	20-29	29-30
1999	12	39	826-21.2	0	53	577-10.9	2	-	-	69	2740-39.7	21-26	46-46
2000	12	42	894-21.3	0	28	124-4.4	0	-	-	64	2415-37.7	14-23	24-27
2001	11	36	712-19.8	1	25	311-12.4	3	-	-	72	2913-40.5	6-10	30-31
2002	13	26	480-18.5	0	44	538-12.2	1	-	-	52	2137-41.1	17-22	45-51
2003	12	31	474-15.3	0	33	305-9.2	1	-	-	70	2857-40.8	11-21	26-29
2004	11	31	542-17.5	0	30	238-7.9	0	-	-	62	2586-41.7	7-13	22-23
2005	12	28	612-21.9	0	38	401-10.6	1	76	4542-59.8	61	2522-41.3	16-23	49-51
2006	13	32	678-21.2	1	36	369-10.2	1	61	3653-59.9	62	2585-41.7	22-34	30-31
2007	13	42	883-21.0	1	29	291-10.0	1	78	5041-64.6	60	2573-42.9	20-26	46-48
2008	13	37	908-24.5	2	25	259-10.4	1	94	6224-66.2	42	1774-42.2	21-25	63-63
2009	13	38	729-19.2	1	29	144-5.0	1	76	4789-63.0	59	2419-41.0	15-22	46-46
2010	13	57	1224-21.5	1	32	272-8.5	1	68	4409-64.8	59	2362-40.0	20-25	35-35
2011	13	43	981-22.8	1	41	312-7.6	0	55	3575-65.0	72	2993-41.6	16-24	27-28
2012	12	30	542-18.1	0	30	182-6.1	1	69	4247-61.6	51	1905-37.4	14-21	39-41
2013	12	36	689-19.1	0	23	184-8.0	0	67	4079-60.9	55	2086-37.9	15-23	41-42
2014	13	35	731-20.9	0	19	130-6.8	0	62	3722-60.0	77	2818-36.6	24-29	28-28
2015	13	43	942-21.9	0	31	221-7.1	0	66	4020-60.9	81	3182-39.3	18-21	31-35
2016	14	49	965-19.7	0	30	194-6.5	0	101	6236-61.7	64	2686-42.0	22-24	62-62
2017	13	31	671-21.6	2	27	329-12.2	1	93	5787-62.2	54	2289-42.4	9-17	71-71
2018	13	26	643-24.7	0	33	270-8.2	1	84	4981-59.3	66	2844-43.1	16-24	53-55
2019	13	28	549-19.6	0	28	178-6.4	0	83	5268-63.5	63	2628-41.7	13-15	56-58
2020	9	20	415-20.8	1	8	197-24.6	1	50	3167-63.3	33	1371-41.5	11-18	27-28
2021	13	16	285-17.8	-	17	128-7.5	-	66	4213-63.8	67	3083-46.0	17-24	36-38
2022	13	20	447-22.4	1	24	105-4.4	-	85	5405-63.6	60	2619-43.7	13-18	58-60
2023	13	16	372-23.3	0	30	336-11.2	2	87	5491-63.1	51	2320-45.5	19-26	54-54

Note: NCAA did not include bowl games in season statistics until 2002.

(-) Statistic is not available.

RECORDS

TEAM SEASON RECORDS - OFFENSE

SCORING

SCORING AVERAGE - HIGH

	Year	G	Pts.	Avg.
1.	1994	11	526	47.8
2.	1971	10	454	45.4
3.	2017	13	534	41.1
4.	1973	11	431	39.2
5.	2008	13	506	38.9
6.	2016	14	526	37.6
7.	2023	13	471	36.2
8.	1991	12	432	36.0
9.	2019	13	465	35.8
	2022	13	465	35.8

SCORING AVERAGE - LOW

	Year	G	Pts.	Avg.
1.	2004	11	195	17.7
2.	1989	11	209	19.0
3.	1984	11	209	19.0
4.	2011	13	251	19.3
5.	2003	12	233	19.4
6.	2014	13	268	20.6
7.	1988	11	231	21.0
8.	1976	11	232	21.1
9.	1975	11	234	21.3
10.	2000	12	264	22.0

POINTS SCORED - HIGH

	Year	G	Avg.	Pts.
1.	2017	13	41.1	534
2.	1994	11	47.8	526
3.	2016	14	37.6	526
4.	2008	13	38.9	506
5.	2023	13	36.2	471
6.	2019	13	35.8	465
	2022	13	35.8	465
8.	1971	10	45.4	454
9.	2002	13	34.3	446
10.	2018	13	33.8	439

POINTS SCORED - LOW

	Year	G	Avg.	Pts.
1.	2004	11	17.7	195
2.	1984	11	19.0	209
	1989	11	19.0	209
4.	1988	11	21.0	231
5.	1976	11	21.1	232
6.	2003	12	19.4	233
7.	1975	11	21.3	234
8.	1979	11	22.5	248
	2001	11	22.5	248
10.	2011	13	19.3	251

TOUCHDOWNS SCORED

	Year	G	TD
1.	2017	13	72
2.	1994	11	70
3.	2016	14	66
4.	2008	13	63
5.	1971	10	62
6.	2022	13	61
7.	2019	13	59
	2023	13	59
9.	1973	11	57
	2002	13	57

TOTAL OFFENSE

TOTAL OFFENSE AVERAGE - HIGH

	Year	G	Yds.	Avg.
1.	1994	11	5722	520.2
2.	1971	10	4995	499.5
3.	2017	13	5984	460.3
4.	2008	13	5836	448.9
5.	2022	13	5637	433.6
6.	2016	14	6056	432.6
7.	1992	11	4751	431.9
8.	2020	9	3873	430.3
9.	1991	12	5098	424.8
10.	2002	13	5508	423.7

TOTAL OFFENSE AVERAGE - LOW

	Year	G	Yds.	Avg.
1.	2004	11	3418	310.7
2.	1975	11	3425	311.4
3.	2003	12	3760	313.3
4.	1985	11	3526	320.5
5.	1988	11	3569	324.5
6.	2000	12	3908	325.7
7.	1984	11	2121	326.5
8.	1989	11	3658	332.5
9.	2014	13	4359	335.3
10.	2011	13	4443	341.8

TOTAL OFFENSE YARDS - HIGH

	Year	G	Avg.	Yds.
1.	2016	14	432.6	6056
2.	2017	13	460.3	5984
3.	2008	13	448.9	5836
4.	1994	11	520.2	5722
5.	2022	13	433.6	5637
6.	2002	13	423.7	5508
7.	2018	13	423.0	5499
8.	2019	13	411.9	5355
9.	2009	13	406.9	5290
10.	2007	13	400.1	5201

TOTAL OFFENSE YARDS - LOW

	Year	G	Avg.	Yds.
1.	2004	11	310.7	3418
2.	1975	11	311.4	3425
3.	1969	10	343.7	3437
4.	1967	10	347.3	3473
5.	1985	11	320.5	3526
6.	1988	11	324.5	3569
7.	1984	11	326.5	3592
8.	1989	11	332.5	3658
9.	2003	12	313.3	3760
10.	1976	11	341.9	3761

YARDS PER PLAY

	Year	Plays	Yds.	Avg.
1.	1994	749	5722	7.64
2.	2017	909	5984	6.58
3.	2008	894	5836	6.53
4.	2016	931	6056	6.50
5.	1997	736	4648	6.32
6.	2002	877	5508	6.28
7.	1971	798	4995	6.26
8.	2022	911	5637	6.19
9.	2009	864	5290	6.12
10.	2018	900	5499	6.11

RUSHING

RUSHING YARDS AVERAGE - HIGH

	Year	G	Yds.	Avg.
1.	1971	10	3347	334.7
2.	1970	10	2769	276.9
3.	1968	10	2739	273.9
4.	1973	11	2994	272.2
5.	1974	11	2766	251.5
6.	1994	11	2760	250.9
7.	1981	11	2699	245.4
8.	1980	11	2661	241.9
9.	1969	10	2412	241.2
10.	1986	11	2647	240.6

RUSHING YARDS AVERAGE - LOW

	Year	G	Yds.	Avg.
1.	2014	13	1325	101.9
2.	2021	13	1402	107.8
3.	2001	11	1317	119.7
4.	2003	12	1464	122.0
5.	2004	11	1429	129.9
6.	2015	13	1741	133.9
7.	2000	12	1707	142.3
8.	2010	13	1853	142.5
9.	2012	12	1737	144.8
10.	2006	13	1950	150.0

RUSHING YARDS - HIGH

	Year	G	Avg.	Yds.
1.	1971	10	334.7	3347
2.	1973	11	272.2	2994
3.	2002	13	228.6	2972
4.	1970	10	276.9	2769
5.	1974	11	251.5	2766
6.	1994	11	250.9	2760
7.	1968	10	273.9	2739
8.	1981	11	245.4	2699
9.	2008	13	205.8	2676
10.	2018	13	204.9	2664

RUSHING YARDS - LOW

	Year	G	Avg.	Yds.
1.	2001	11	119.7	1317
2.	2014	13	101.9	1325
3.	2021	13	107.8	1402
4.	2004	11	129.9	1429
5.	2003	12	122.0	1464
6.	2020	9	174.3	1569
7.	2000	12	142.3	1707
8.	2012	12	144.8	1737
9.	1967	11	158.0	1738
10.	2015	13	133.9	1741

RUSHING ATTEMPTS

	Year	G	Att.	Yds.
1.	1974	11	646	2766
2.	1973	11	643	2994
3.	1978	11	628	2218
4.	1971	10	619	3347
5.	1970	10	617	2769
6.	1968	10	614	2739
7.	1979	11	611	2469
8.	1977	11	608	2360
9.	1975	11	605	2334
10.	1980	11	600	2661

RUSHING TOUCHDOWNS

	Year	G	TD
1.	1994	11	45
2.	1971	10	42
3.	1973	11	38
4.	2002	13	36
	2008	13	36
	2017	13	36
7.	1969	10	35
8.	1992	11	34
	2016	14	34
	2018	13	34
	2019	13	34

RUSHING YARDS PER CARRY

	Year	Att.	Yds.	Avg.
1.	1994	450	2760	6.13
2.	2002	526	2972	5.65
3.	1971	619	3347	5.41
4.	2008	511	2676	5.24
5.	1997	448	2295	5.12
6.	2018	521	2664	5.11
7.	2005	503	2553	5.08
8.	1992	478	2360	4.94
9.	1981	549	2699	4.92
10.	2017	451	2212	4.90

TEAM SEASON RECORDS - OFFENSE

PASSING

PASSING YARDS AVERAGE - HIGH

Year	G	Yds.	Avg.
1. 2017	13	3772	290.2
2. 2012	12	3283	273.6
3. 1994	11	2962	269.3
4. 2021	13	3491	268.5
5. 2016	14	3650	260.7
6. 2013	12	3110	259.2
7. 2020	9	2304	256.0
8. 2022	13	3283	252.5
9. 2008	13	3160	243.1
10. 2009	13	3083	237.2

PASSING YARDS AVERAGE - LOW

Year	G	Yds.	Avg.
1. 1975	11	1091	99.2
2. 1969	10	1025	102.5
3. 1970	10	1103	110.3
4. 1989	11	1305	118.6
5. 1980	11	1332	121.1
6. 1979	11	1337	121.5
7. 1974	11	1381	125.5
8. 1968	10	1286	128.6
9. 1985	11	1467	133.4
10. 1984	11	1471	133.7

PASSING YARDS - HIGH

Year	G	Avg.	Yds.	
1. 2017	13	290.2	3772	
2. 2016	14	260.7	3650	
3. 2021	13	268.5	3491	
4. 2012	12	273.6	3283	
	2022	13	252.5	3283
6. 2008	13	243.1	3160	
7. 2013	12	259.2	3110	
8. 2009	13	237.2	3083	
9. 2014	13	233.4	3034	
10. 2010	13	229.7	2986	

PASSING YARDS - LOW

Year	G	Avg.	Yds.
1. 1969	10	102.5	1025
2. 1975	11	99.2	1091
3. 1970	10	110.3	1103
4. 1968	10	128.6	1286
5. 1989	11	118.6	1305
6. 1980	11	121.1	1332
7. 1979	11	121.5	1337
8. 1974	11	125.5	1381
9. 1985	11	133.4	1467
10. 1984	11	133.7	1471

PASSING ATTEMPTS

Year	G	Comp.	Att.
1. 2014	13	276	497
2. 2021	13	291	486
3. 2017	13	301	458
4. 2012	12	272	456
5. 2010	13	236	425
6. 2006	13	226	424
7. 2022	13	270	422
8. 2007	13	240	415
9. 2023	13	246	413
10. 2013	12	241	409

PASSING COMPLETIONS

Year	G	Att.	Comp.	
1. 2017	13	458	301	
2. 2021	13	486	291	
3. 2014	13	497	276	
4. 2012	12	456	272	
5. 2022	13	422	270	
6. 2023	13	413	246	
7. 2009	13	397	241	
	2013	12	409	241
9. 2007	13	415	240	
10. 2010	13	425	236	

PASSING TOUCHDOWNS

Year	G	TD	
1. 2017	13	32	
2. 2023	13	30	
3. 2016	14	29	
	2022	13	29
5. 2009	13	25	
	2019	13	25
	2021	13	25
8. 2008	13	24	
	2012	12	24
10. 1991	12	23	
	1994	11	23

INTERCEPTIONS THROWN

Year	G	INT	
1. 2004	11	19	
2. 2001	11	18	
3. 1984	11	17	
	2010	13	17
5. 1976	11	16	
	1981	11	16
	1982	11	16
	1987	11	16
9. 1980	11	15	
	2014	12	15

PASSING COMPLETION PERCENTAGE

Year	Comp.	Att.	Pct.	
1. 2017	301	458	65.7	
2. 1994	194	299	64.9	
3. 2022	270	422	64.0	
3. 2009	241	397	60.7	
4. 2020	185	307	60.3	
5. 2021	291	486	59.9	
6. 2012	272	456	59.6	
	2023	246	413	59.6
8. 2013	241	409	58.9	
9. 2008	224	383	58.5	
10. 2007	240	415	57.8	

PASSING EFFICIENCY

Year	G	Eff.
1. 1981	11	307.3
2. 1994	11	168.8
3. 1971	11	156.9
4. 2016	14	156.6
5. 2017	13	153.6
6. 2022	13	148.7
7. 1991	12	148.5
8. 1972	11	147.2
9. 1977	11	146.0
10. 2008	13	145.3

PASSING YARDS PER ATTEMPT

Year	Att.	Yds.	Avg.
1. 1994	299	2962	9.9
2. 2016	391	3650	9.3
3. 1972	237	2195	9.3
4. 1971	179	1648	9.2
5. 1977	257	2286	8.9
6. 1991	311	2642	8.5
7. 1973	183	1552	8.5
8. 2008	383	3160	8.3
9. 2017	458	3772	8.2
10. 1999	338	2776	8.2

PASSING YARDS PER COMPLETION

Year	Comp.	Yds.	Avg.
1. 1972	123	2195	17.8
2. 1973	93	1552	16.7
3. 2016	226	3650	16.2
4. 1971	103	1648	16.0
5. 1967	111	1735	15.6
6. 1977	147	2286	15.6
7. 1994	194	2962	15.3
8. 1990	140	2134	15.2
9. 1997	157	2353	15.0
10. 1988	117	1753	15.0

FIRST DOWNS

FIRST DOWNS - HIGH

Year	G	First Downs	
1. 1978	11	310	
2. 2008	13	300	
3. 2017	13	296	
4. 2023	13	292	
5. 2007	13	289	
6. 2016	14	285	
7. 2022	13	278	
8. 2002	13	277	
	2018	13	277
	2019	13	275

FIRST DOWNS - LOW

Year	G	First Downs	
1. 1967	11	177	
	1969	10	177
3. 1975	11	178	
4. 1985	11	185	
5. 2004	11	187	
6. 1984	11	192	
7. 1989	11	193	
	1998	11	193
9. 1979	11	196	
10. 1968	10	198	

OTHER OFFENSIVE RECORDS

Rushing Avg., Low:	2.9	2014
Pass Completions, Low:	68	1970
Comp. Pct., Low:	41.8	1966
Fumbles:	40	1965
Fumbles, Low:	8	2001, 2017
Fumbles Lost:	25	1972
Fumbles Lost, Low:	3	2017
Turnovers:	36	1972
Turnovers, Low:	8	2023
Total Plays:	948	2014
Total Plays, Low:	637	1960
First Downs		
Rushing:	173	1971
Rushing, Low:	84	2014
Passing:	172	2017
Passing, Low:	49	1969
Penalty:	29	2016
Penalty, Low:	5	1967, 1974

RECORDS

TEAM SEASON RECORDS - DEFENSE

SCORING

SCORING AVERAGE - LOW

	Year	G	Pts.	Avg.
1.	1969	10	87	8.7
2.	1978	11	97	8.8
3.	1975	11	110	10.0
4.	1968	10	106	10.6
5.	1973	11	120	10.9
6.	1974	11	122	11.1
7.	1986	11	123	11.2
8.	1985	11	128	11.6
9.	1989	11	130	11.8
10.	1971	10	131	11.9

SCORING AVERAGE - HIGH

	Year	G	Pts.	Avg.
1.	2020	9	249	27.7
2.	2013	12	314	26.2
3.	2001	11	281	25.5
4.	2016	14	356	25.4
5.	1983	12	302	25.2
6.	2000	12	293	24.4
7.	2010	13	308	23.7
8.	1995	11	245	22.3
9.	2015	13	284	21.8
10.	1997	11	233	21.2

POINTS SCORED - LOW

	Year	G	Avg.	Pts.
1.	1969	10	8.7	87
2.	1978	11	8.8	97
3.	1968	10	10.6	106
4.	1975	11	10.0	110
5.	1973	11	10.9	120
6.	1974	11	11.1	122
7.	1986	11	11.2	123
8.	1985	11	11.6	128
9.	1989	11	11.8	130
10.	1971	10	11.9	131

POINTS SCORED - HIGH

	Year	G	Avg.	Pts.
1.	2016	14	25.4	356
2.	2013	12	26.2	314
3.	2010	13	23.7	308
4.	1983	12	25.2	302
5.	2000	12	24.4	293
6.	2015	13	21.8	284
7.	2001	11	25.5	281
8.	2018	13	20.5	267
9.	2003	12	21.2	255
10.	2020	9	27.7	249

TOTAL OFFENSE

TOTAL OFFENSE AVERAGE - LOW

	Year	G	Yds.	Avg.
1.	1978	11	2243	203.9
2.	1973	11	2253	204.8
3.	1969	10	2121	217.1
4.	2023	13	3219	247.6
5.	1971	10	2824	256.6
6.	1968	10	2570	257.0
7.	1974	11	2896	262.4
8.	1970	10	2656	265.6
9.	2009	13	3568	274.5
10.	1979	11	3033	275.7

TOTAL OFFENSE AVERAGE - HIGH

	Year	G	Yds.	Avg.
1.	2001	11	4880	443.6
2.	1983	12	5187	432.3
3.	1997	11	4393	399.4
4.	1994	11	4212	382.9
5.	2013	12	4576	381.3
6.	2016	14	5151	367.9
7.	1982	11	4014	364.9
8.	2000	12	4365	363.8
9.	1984	11	3986	362.4
10.	2003	12	4349	362.4

TOTAL OFFENSE - LOW

	Year	G	Avg.	Yds.
1.	1969	10	217.1	2121
2.	1978	11	203.9	2243
3.	1973	11	204.8	2253
4.	1968	10	257.0	2570
5.	1970	10	265.6	2656
6.	1971	10	256.6	2824
7.	1974	11	262.4	2896
8.	2020	9	328.8	2959
9.	1979	11	275.7	3033
10.	1990	11	278.5	3063

TOTAL OFFENSE - HIGH

	Year	G	Avg.	Yds.
1.	1983	12	432.3	5187
2.	2016	14	367.9	5151
3.	2001	11	443.6	4880
4.	2021	13	352.5	4583
5.	2013	12	381.3	4576
6.	2018	13	350.5	4556
7.	2010	13	346.8	4509
8.	2019	13	346.5	4504
9.	1997	11	399.4	4393
10.	2000	12	363.8	4365

RUSHING

RUSHING YARDS AVERAGE - LOW

	Year	G	Yds.	Avg.
1.	1978	11	599	54.5
2.	1986	11	767	69.7
3.	2023	13	982	75.5
4.	1973	11	848	77.1
5.	1968	10	831	83.1
6.	2006	13	1137	87.5
7.	2009	13	1168	89.8
8.	2005	12	1116	93.0
9.	2008	13	1212	93.2
10.	1991	12	1120	93.3

RUSHING YARDS AVERAGE - HIGH

	Year	G	Yds.	Avg.
1.	2003	12	2509	209.1
2.	2001	11	2268	206.2
3.	1975	11	2007	182.5
4.	1997	11	2001	181.9
5.	1976	11	1998	181.6
6.	1983	12	2148	179.0
7.	2018	13	2197	169.0
8.	2010	13	2153	165.6
9.	1992	11	1814	164.9
10.	1967	10	1640	164.0

RUSHING YARDS - LOW

	Year	G	Avg.	Yds.
1.	1978	11	54.5	599
2.	1986	11	69.7	767
3.	1968	10	83.1	831
4.	1973	11	77.1	848
5.	2023	13	75.5	982
6.	1970	10	100.8	1008
7.	1990	11	94.5	1040
8.	1998	11	97.3	1070
9.	2005	12	93.0	1116
10.	1991	12	93.3	1120

RUSHING YARDS - HIGH

	Year	G	Avg.	Yds.
1.	2003	12	209.1	2509
2.	2001	11	206.2	2268
3.	2018	13	169.0	2197
4.	2010	13	165.6	2153
5.	1983	12	179.0	2148
6.	2016	14	151.3	2118
7.	1975	11	182.5	2007
8.	1997	11	181.9	2001
9.	1976	11	181.6	1998
10.	2021	13	152.7	1985

RUSHING ATTEMPTS - LOW

	Year	Att.	Yds.
1.	1986	383	767
2.	2006	400	1137
3.	1990	401	1040
4.	1968	404	831
5.	1960	405	1252
6.	1998	407	1070
7.	1978	408	599
	1991	408	1120
9.	2009	410	1168
10.	1995	418	1318

FEWEST RUSHING TDs ALLOWED

	Year	TD
1.	1971	3
2.	1978	4
	1981	4
4.	1986	5
5.	1968	6
	1973	6
	2009	6
8.	1967	7
	1969	7
	1989	7
	1998	7

FEWEST RUSHING YARDS

PER CARRY

	Year	Att.	Yds.	Avg.
1.	1978	408	599	1.47
2.	1973	427	848	1.99
3.	1986	383	767	2.00
4.	1968	404	831	2.06
5.	2023	434	982	2.26
6.	1970	439	1008	2.30
7.	2005	442	1116	2.52
8.	2019	484	1235	2.55
9.	1972	488	1264	2.59
10.	1990	401	1040	2.59

TEAM SEASON RECORDS - DEFENSE

PASSING

PASSING YARDS AVERAGE - LOW

Year	G	Yds.	Avg.
1. 1969	10	962	96.2
2. 1975	11	1207	109.7
3. 1973	11	1405	127.7
4. 1980	11	1544	140.4
5. 1974	11	1574	143.1
6. 1976	11	1580	143.6
7. 1979	11	1595	145.0
8. 1978	11	1644	149.5
9. 1971	10	1532	153.2
10. 2003	12	1840	153.3

PASSING YARDS AVERAGE - HIGH

Year	G	Yds.	Avg.
1. 1983	12	3039	253.3
2. 2019	13	3269	251.5
3. 2001	11	2612	237.5
4. 2013	12	2848	237.3
5. 1995	11	2606	236.9
6. 1994	11	2556	232.4
7. 1993	11	2556	232.4
8. 2012	12	2700	225.0
9. 1997	11	2392	217.5
10. 1982	11	2384	216.7

PASSING YARDS - LOW

Year	G	Avg.	Yds.
1. 1969	10	96.2	962
2. 1975	11	109.7	1207
3. 1973	11	127.7	1405
4. 1971	10	153.2	1532
5. 1980	11	140.4	1544
6. 1974	11	143.1	1574
7. 1976	11	143.6	1580
8. 1979	11	145.0	1595
9. 1978	11	149.5	1644
10. 1970	10	164.8	1648

PASSING YARDS - HIGH

Year	G	Avg.	Yds.
1. 2019	13	251.5	3269
2. 1983	12	253.3	3039
3. 2016	14	216.6	3033
4. 2013	12	237.3	2848
5. 2002	13	215.3	2799
6. 2007	13	214.5	2788
7. 2022	13	212.3	2760
8. 2017	13	211.5	2749
9. 2012	12	225.0	2700
10. 2001	11	237.5	2612

SACKS

Year	G	Sacks	Yds.
1. 2023	13	49	343
2. 1979	11	47	297
1998	11	47	287
1999	12	47	325
2018	13	47	288
6. 2007	13	46	322
2015	13	46	344
8. 2019	13	45	335
9. 2022	13	43	284
10. 2017	13	42	247

FEWEST PASSING TDs ALLOWED

Year	TD
1. 1969	3
1975	3
3. 1985	5
2004	5
5. 1978	6
1989	6
7. 1970	7
1973	7
1976	7
1977	7
1986	7

COMPLETION PERCENTAGE - LOW

Year	Comp.	Att.	Pct.
1. 1969	86	211	40.8
2. 1975	97	225	43.1
3. 1991	172	397	43.3
4. 1973	114	262	43.5
5. 1978	141	321	43.9
6. 1974	112	252	44.4
7. 1979	110	247	44.5
8. 1976	111	249	44.6
9. 1981	141	312	45.2
10. 1992	152	331	45.9

PASSING EFFICIENCY - LOW

Year	Eff.
1. 1980	44.7
2. 1969	61.0
3. 1978	75.7
4. 1960	79.8
5. 1975	81.0
6. 1973	82.9
7. 1971	84.6
8. 1985	88.5
9. 1991	88.6
10. 1968	89.9

PASSES DEFENDED

Year	Passes Defended
1. 2022	99 (85 pbu, 14 int)
2. 1998	91 (74 pbu, 17 int)
3. 2005	79 (63 pbu, 16 int)
4. 2000	76 (59 pbu, 17 int)
5. 1999	75 (58 pbu, 17 int)
6. 1997	73 (61 pbu, 12 int)
2011	73 (59 pbu, 14 int)
8. 2006	71 (58 pbu, 13 int)
9. 2017	70 (60 pbu, 10 int)
10. 2018	69 (56 pbu, 13 int)

FIRST DOWNS

FIRST DOWNS - LOW

Year	G	First Downs
1. 1969	10	119
2. 1973	11	125
3. 1978	11	141
4. 1968	10	146
5. 2001	11	150
6. 1970	10	153
7. 2020	9	156
8. 1974	11	157
1979	11	157
10. 1971	10	159

FIRST DOWNS - HIGH

Year	G	First Downs
1. 2016	14	274
2. 1983	12	268
2021	13	268
4. 2018	13	260
5. 2002	13	251
6. 2019	13	246
7. 2003	12	241
8. 1997	11	235
9. 2022	13	235
10. 2015	13	234

TURNOVERS

INTERCEPTIONS

Year	G	INT
1. 1971	10	28
1978	11	28
3. 1970	10	26
1991	12	26
5. 1967	10	25
1968	10	25
7. 1969	10	24
1990	11	24
9. 1993	11	21
10. 1981	11	20
1982	11	20
1986	11	20
2002	12	20

INT RETURNS FOR TD

Year	INT	TD
1. 1998	17	4
1999	17	4
3. 1968	25	3
1973	19	3
1991	26	3
2002	20	3
2003	10	3
2021	14	3
9. 1969	11	2
1970	26	2
1974	15	2
1982	20	2
1985	18	2
1990	23	2
1992	13	2
1995	17	2
1997	12	2
2014	16	2

FORCED FUMBLES

Year	G	FF
1. 1968	10	25
2. 2019	13	22
3. 2015	13	20
4. 2007	13	17
2017	13	17
6. 1975	11	16
2018	13	16
8. 1977	11	15
9. 2002	13	13
2023	13	13

FUMBLES RECOVERED

Year	G	FR
1. 1972	11	20
2. 1968	10	17
2007	13	17
4. 1974	11	15
1977	11	15
2017	13	15
7. 1975	11	14
1979	11	14
9. 1967	12	12
1973	11	12
2006	13	12
2011	13	12
2012	12	12
2015	13	12
2019	13	12
2023	13	12

RECORDS

TEAM SEASON RECORDS - SPECIAL TEAMS

PUNT RETURN AVERAGE				
Year	Ret.	Yds.	Avg.	
1. 2020	8	197	24.63	
1. 1992	33	497	15.06	
2. 1993	38	546	14.37	
3. 1973	49	672	13.71	
4. 1977	32	422	13.19	
5. 1982	38	500	13.16	
6. 1978	46	591	12.85	
7. 2001	25	311	12.44	
8. 1989	32	396	12.38	
9. 1968	42	518	12.33	
10. 2002	44	538	12.23	

PUNT RETURN YARDAGE				
Year	Ret.	Avg.	Yds.	
1. 1973	49	13.7	672	
2. 1978	46	12.9	591	
3. 1999	53	10.9	577	
4. 1969	50	11.3	566	
5. 1993	38	14.4	546	
6. 2002	44	12.2	538	
7. 1990	49	10.9	536	
8. 1972	51	10.2	520	
9. 1968	42	12.3	518	
10. 1982	38	13.2	500	

PUNT RETURNS				
Year	Ret.	Avg.	Yds.	
1. 1999	53	10.9	577	
2. 1972	51	10.2	520	
3. 1969	50	11.3	566	
4. 1973	49	13.7	672	
	1990	49	536	
6. 1986	47	8.0	375	
	1991	47	440	
8. 1978	46	12.9	591	
9. 1998	45	10.6	476	
10. 1987	44	9.0	396	
	2002	44	538	

PUNT RETURN TOUCHDOWNS		
Year	TD	
1. 1977	5	
2. 1978	3	
	1996	3
	2001	3
5. 1969	2	
	1987	2
	1988	2
	1989	2
	1991	2
	1999	2
	2023	2

PUNTING AVERAGE				
Year	Punts	Yds.	Avg.	
1. 2021	67	3083	46.01	
2. 2023	51	2320	45.49	
3. 2022	60	2619	43.65	
4. 1981	56	2438	43.54	
5. 2018	66	2844	43.09	
6. 2007	60	2573	42.88	
7. 1983	68	2899	42.63	
8. 1997	55	2341	42.56	
9. 1980	55	2335	42.45	
10. 2017	54	2289	42.39	

PUNTING YARDAGE				
Year	Punts	Avg.	Yds.	
1. 1984	79	41.4	3273	
2. 2015	81	39.3	3182	
3. 2021	67	46.01	3083	
4. 2011	72	41.6	2993	
5. 2001	72	40.5	2913	
6. 1983	68	42.6	2899	
7. 2003	70	40.8	2857	
8. 2018	66	43.1	2844	
9. 1979	72	39.3	2833	
10. 2014	77	36.6	2818	

PUNTING ATTEMPTS				
Year	Punts	Avg.	Yds.	
1. 2015	81	39.3	3182	
2. 1984	79	41.4	3273	
3. 2014	77	36.6	2818	
4. 1979	72	39.3	2833	
	2001	72	2913	
	2011	72	2985	
7. 1978	71	36.3	2578	
8. 1988	70	38.1	2668	
	2003	70	2857	
10. 1996	69	39.0	2690	
	1999	69	2740	

KICKOFF RETURN AVERAGE				
Year	Ret.	Yds.	Avg.	
1. 1990	25	685	27.40	
2. 1969	16	427	26.69	
3. 1980	22	586	26.64	
4. 2018	26	643	24.73	
5. 1986	30	738	24.60	
6. 2008	37	908	24.54	
7. 1979	34	803	23.62	
8. 1975	23	535	23.26	
9. 2023	16	372	23.25	
10. 1970	27	622	23.04	

KICKOFF RETURN YARDAGE				
Year	Ret.	Yds.	Avg.	
1. 2010	57	1224	21.47	
2. 2011	43	981	22.81	
3. 2016	49	965	19.69	
4. 2015	43	942	21.91	
5. 2008	37	908	24.54	
6. 2000	42	894	21.29	
7. 1997	43	886	20.60	
8. 2007	42	883	21.02	
9. 1999	39	826	21.18	
10. 1995	42	814	19.38	

KICKOFF RETURNS				
Year	Ret.	Yds.	Avg.	
1. 2010	57	1224	21.47	
2. 2016	49	965	19.69	
3. 1997	43	886	20.60	
	2011	43	22.81	
	2015	43	21.91	
6. 1983	42	718	17.10	
	1995	42	19.38	
	2000	42	21.29	
	2007	42	21.02	
10. 1987	41	713	17.39	
	1988	41	18.68	

KICKOFF TOUCHDOWNS			
Year	TD		
1. 1980	2		
	2008		2
	2017		2
4. 1968	1		
	1969		1
	1973		1
	1975		1
	1979		1
	1986		1
	2001		1
	2006		1
	2007		1
	2010		1
	2011		1
	2020		1
	2022		1

FIELD GOALS MADE				
Year	FGM	FGA	Pct.	
1. 2014	24	29	.828	
2. 1978	22	27	.815	
	2006	22	.647	
	2016	22	.917	
5. 1985	21	26	.808	
	1999	21	.808	
	2008	21	.840	
8. 1998	20	29	.690	
	2007	20	.769	
	2010	20	.800	

FIELD GOALS ATTEMPTS				
Year	FGM	FGA	Pct.	
1. 2006	22	34	.647	
2. 1975	18	33	.545	
3. 1998	20	29	.690	
	2014	24	.828	
5. 1978	22	27	.815	
6. 1985	21	26	.808	
	1991	17	.654	
	1999	21	.808	
	2007	20	.769	
	2023	19	.731	
10. 2008	21	25	.840	
	2010	20	.800	
	2021	17	.680	

FIELD GOAL PERCENTAGE				
Year	FGM	FGA	Pct.	
1. 2016	22	24	.917	
2. 2015	18	21	.857	
3. 2008	21	25	.840	
4. 2014	24	29	.828	
5. 1989	19	23	.826	
6. 1978	22	27	.815	
7. 1983	17	21	.810	
8. 1985	21	26	.808	
	1999	21	.808	
10. 2010	20	25	.800	

OTHER SPECIAL TEAMS RECORDS

Field Goals, Low:	2	1970
Punts, Low:	33	2020
Touchdown Returns (includes FR & INT):	7	1967

DIFFERENTIALS, STREAKS, MILESTONES & NCAA LEADERS

POINT DIFFERENTIALS

WINNING POINT DIFFERENTIAL

- 102 vs. Lebanon Valley (109-7), 1920
- 99 vs. St. Bonaventure (99-0), 1917
- 82 vs. Susquehanna (82-0), 1926
- 81 vs. Cincinnati (81-0), 1991
- 80 vs. Gettysburg (80-0), 1917
- 79 vs. Geneva (79-0), 1916
- 75 vs. Lebanon Valley (75-0), 1907
- 75 at Fordham (75-0), 1947
- 73 vs. Geneva (73-0), 1905
- 72 vs. Lafayette (72-0), 1894
- 72 vs. Idaho (79-7), 2019
- 71 vs. Villanova (71-0), 1912

WINNING POINT DIFFERENTIAL (since 1920)

- 82 vs. Susquehanna (82-0), 1926
- 81 vs. Cincinnati (81-0), 1991
- 75 at Fordham (75-0), 1947
- 72 vs. Idaho (79-7), 2019
- 68 vs. Fordham (68-0), 1946
- 63 at Maryland (70-7), 1993
- 63 at Maryland (66-3), 2017
- 63 vs. UMass (63-0), 2023
- 60 vs. Louisiana Tech (67-7), 2000
- 59 vs. FIU (59-0), 2007
- 59 at Maryland (59-0), 2019
- 58 vs. TCU (58-0), 1978
- 56 at Pittsburgh (65-9), 1968
- 56 vs. Coastal Carolina (66-10), 2008
- 56 vs. Georgia State (56-0), 2017
- 56 vs. Delaware (63-7), 2023
- 55 vs. Wake Forest (55-0), 1974
- 54 vs. Bucknell (54-0), 1947
- 54 vs. NC State (54-0), 1982
- 54 vs. Michigan State (61-7), 2002

WINNING POINT DIFFERENTIAL (since 1966)

- 81 vs. Cincinnati (81-0), 1991
- 72 vs. Idaho (79-7), 2019
- 63 at Maryland (70-7), 1993
- 63 at Maryland (66-3), 2017
- 63 vs. UMass (63-0), 2023
- 60 vs. Louisiana Tech (67-7), 2000
- 59 vs. FIU (59-0), 2007
- 59 at Maryland (59-0), 2019
- 58 vs. TCU (58-0), 1978
- 56 at Pittsburgh (65-9), 1968
- 56 vs. Coastal Carolina (66-10), 2008
- 56 vs. Georgia State (56-0), 2017
- 56 vs. Delaware (63-7), 2023
- 55 vs. Wake Forest (55-0), 1974
- 54 vs. NC State (54-0), 1982
- 54 vs. Michigan State (61-7), 2002
- 53 at Navy (56-3), 1971
- 53 at Minnesota (56-3), 1994
- 53 at Illinois (63-10), 2005
- 53 vs. Kent State (63-10), 2018

LOSING POINT DIFFERENTIAL

- 106 at Lehigh (106-0), 1889
- 49 at Ohio State (63-14), 2013
- 47 at Pennsylvania (47-0), 1899
- 47 at Cornell (47-0), 1939
- 45 at Cornell (45-0), 1897
- 44 at Navy (44-0), 1900
- 42 at Yale (42-0), 1899
- 41 at Navy (55-14), 1944

LOSING POINT DIFFERENTIAL (since 1920)

- 49 at Ohio State (63-14), 2013
- 47 at Cornell (47-0), 1939
- 41 at Navy (55-14), 1944
- 40 vs. Colgate (40-0), 1930
- 39 at Ohio State (45-6), 2000
- 39 at Michigan State (55-16), 2015
- 39 at Michigan (49-10), 2016
- 38 at UCLA (49-11), 1966
- 38 at Nebraska (44-6), 1983
- 38 at Wisconsin (45-7), 2011
- 37 at Notre Dame (44-7), 1984
- 35 at Army (42-7), 1949
- 35 at Michigan State (49-14), 1997
- 35 at Michigan (42-7), 2018
- 34 at Army (41-7), 1950
- 34 at Michigan State (42-8), 1966

LOSING POINT DIFFERENTIAL (since 1966)

- 49 at Ohio State (63-14), 2013
- 39 at Ohio State (45-6), 2000
- 39 at Michigan State (55-16), 2015
- 39 at Michigan (49-10), 2016
- 38 at UCLA (49-11), 1966
- 38 vs. Nebraska (44-6), 1983
- 38 at Wisconsin (45-7), 2011
- 37 at Notre Dame (44-7), 1984
- 35 at Michigan State (49-14), 1997
- 35 at Michigan (42-7), 2018
- 34 at Michigan State (42-8), 1966
- 31 at Ohio State (38-7), 1996
- 31 at Michigan State (41-10), 2003
- 28 at Colorado (41-13), 1970
- 28 at Ohio State (38-10), 2015
- 27 at Syracuse (48-21), 1987
- 27 at Michigan (27-0), 1998
- 26 vs. Michigan (34-8), 1997
- 25 at Nebraska (42-17), 1979
- 25 at Texas (28-3), 1984

POINTS IN A HALF

- 56 (first) at Illinois, 2005
- 55 (first) at Fordham, 1947
- 50 (first) at Louisville, 1997

MILESTONES

MILESTONE VICTORIES

- 100 vs. Grove City, Oct. 2, 1909 (31-0)
- 200 vs. Marietta, Oct. 9, 1926 (48-6)
- 300 vs. Navy, Nov. 15, 1947 (20-7)
- 400 at Oregon, Sept. 21, 1963 (17-7)
- 500 vs. Ohio, Nov. 16, 1974 (35-16)
- 600 vs. West Virginia, Oct. 26, 1985 (27-0)
- 700 vs. Wisconsin, Sept. 28, 1996 (23-20)
- 800 vs. Michigan St., Nov. 22, 2008 (49-18)
- 900 at Rutgers, Dec. 5, 2020 (23-7)

MILESTONE LOSSES

- 100 at Notre Dame, Oct. 16, 1926 (28-0)
- 200 vs. Syracuse, Oct. 25, 1958 (14-6)
- 300 at Ohio State, Oct. 3, 1998 (28-9)
- 400 Illinois, Oct. 23, 2021 (20-18)

UNBEATEN STREAKS

Games	Won	Tied	Seasons	Ended By
31	30	1	1967-70	Colorado, 41-13
30	25	5	1919-22	Navy, 14-0
20	20	0	1993-95	Wisconsin, 17-9
19	19	0	1977-78	Alabama, 14-7
19	18	1	1911-13	Washington & Jefferson, 17-0
17	15	2	1947-48	Pittsburgh, 7-0

NCAA LEADERS & RECORDS

PENN STATE NCAA SEASON LEADERS

- Rushing Yards Per Game:**
160.5, Larry Johnson, 2002
- Rushing Touchdowns:**
26, Lydell Mitchell, 1971
- Passing Efficiency:**
148.0, John Huftnagel, 1972
172.8, Kerry Collins, 1994
- All-Purpose Yards Per Game:**
204.2, Larry Johnson, 2002
- Passing Yards Per Completion:**
16.13, Trace McSorley, 2016
- Punt Return Average:**
19.2, Gary Hayman, 1973
- Punt Return Touchdowns:**
2, Daequan Hardy, 2023
- Kickoff Return Average:**
52.2, Chuck Peters (5 returns), 1940
- Field Goals Per Game:**
2.0, Matt Bahr (22-of-27), 1978
- Field Goal Pct. (Min. 25 FGA):**
81.5, Matt Bahr (22-of-27), 1978
- Interceptions:**
10, Pete Harris, 1978
6, Ji'Ayir Brown, 2021
- Sacks:**
15.5, Carl Nassib, 2015
- Forced Fumbles:**
6, Carl Nassib, 2015

PENN STATE NCAA TEAM SEASON LEADERS

- Scoring Offense Average:** 47.8; 1994
- Total Offense Average:** 520.2; 1994
- Fewest Interceptions Thrown:** 2; 2023
- Rushing Defense Average:** 17.0; 1947
- 54.5; 1978
- 75.5; 2023
- Passing Defense Average:** 13.1; 1938
- Punt Return Average:** 24.6; 2020
- Total Defense:** 76.8; 1947
- 203.9; 1978
- Scoring Defense:** 2.8; 1947
- First Downs Allowed:** 181; 2023
- Sacks:** 3.54; 2015
- 3.62; 2018
- 3.77; 2023
- Tackles For Loss:** 8.50; 2023

NCAA TEAM RECORDS SET BY PENN STATE

- Fewest Yards Allowed, Game:**
(-47), vs. Syracuse, Oct. 18, 1947
(-107 rushing, 60 passing, 49 plays)
- Fewest Yards Allowed, Rushing Per Game:**
17.0, 1947 (153 yards, 9 games)
- Fewest Yards Allowed, Per Rush:**
0.64, 1947 (153 yards, 240 rushes)
- Fewest Yards Allowed, Passing Per Game:**
13.1, 1938 (105 yards, 8 games)
- Consecutive Non-Losing Seasons:**
49, 1939-87
- Most Overtimes:**
9, Illinois, Oct. 23, 2021 (20-18)

PENN STATE NCAA RECORD HOLDERS

- Most Four-Field Goal Games, Season:**
4, Matt Bahr, 1978

TEAM GAME RECORDS (since 1947)

PENN STATE GAME RECORDS

Total Offense Highs

706.....Cincinnati, 1991
689.....at Minnesota, 1994
673.....Idaho, 2019
659.....at Maryland, 1993
653.....Michigan State, 1994
643.....Kent State, 2018
632.....TCU, 1971
619.....at Maryland, 2019
618.....at Pittsburgh, 1968
618.....at Boston College, 1982

Total Offense Lows

90.....Army, 1949
123.....Air Force, 1962
128.....Pittsburgh, 1950
131.....Wisconsin, 2001
135.....Syracuse, 1959
137.....Army, 1963
139.....vs. Florida, 1997
141.....Army, 1950
142.....vs. USC, 2000
147.....Iowa, 2004

First Down Highs

38.....West Virginia, 1962
36.....Temple, 1995
35.....Minnesota, 2005
35.....Idaho, 2019
34.....Delaware, 2023
33.....Ohio State, 1994
32.....at West Virginia, 1966
32.....at Iowa, 1971
32.....TCU, 1971
32.....Nebraska, 2017
32.....Ball State, 2021

First Down Lows

5.....Navy, 1947
5.....Syracuse, 1950
5.....Maryland, 1961
5.....Army, 1963
6.....Air Force, 1962
6.....Iowa, 2004
7.....Illinois, 2010
8.....Army, 1955
8.....Pittsburgh, 1955
8.....West Virginia, 1955
8.....at Georgia Tech, 1966
8.....at NC State, 1981
8.....at Alabama, 1988
8.....at Ohio State, 2002

Rushing Yardage Highs

526.....Maryland, 1993
492.....Fordham, 1947
484.....TCU, 1971
484.....Cincinnati, 1991
459.....Iowa, 1971
456.....Pittsburgh, 1968
445.....Colgate, 1980
434.....Syracuse, 1986
423.....Northwestern, 2002
398.....Boston College, 1970

Rushing Yardage Lows

(-14).....Michigan, 2006
6.....USC, 2000
7.....Michigan, 1999
16.....Ohio State, 2014
18.....Purdue, 2004
19.....Alabama, 1978
21.....Minnesota, 2004
23.....Wisconsin, 2001
25.....Michigan, 2001
28.....LSU, 1973

Rushing Attempts Highs

89.....Penn, 1958
83.....West Virginia, 1975
82.....Pittsburgh, 1968
78.....Holy Cross, 1957
78.....Utah State, 1977
75.....Temple, 1979
74.....Navy, 1961
73.....Boston University, 1960
73.....Army, 1976
72.....West Virginia, 1960
72.....West Virginia, 1962
72.....Rutgers, 1977

Rushing Attempts Lows

17.....Purdue, 2004
18.....at Wisconsin, 2021
19.....Wisconsin, 2006
20.....Michigan, 1999
21.....Nebraska, 2003
21.....Boston College, 2004
21.....Michigan State, 2010
21.....at Michigan State, 2017
22.....USC, 2000
22.....Minnesota, 2004
22.....Ohio, 2012
22.....Michigan State, 2014
22.....Michigan, 2015
22.....at Michigan, 2022

Passing Yardage Highs

454.....vs. UCF, 2014
429.....Villanova, 2021
421.....at Maryland, 2019
419.....Michigan State, 2008
401.....at Michigan State, 2017
399.....Iowa, 2002
395.....Indiana, 2012
386.....Michigan State, 2016
384.....vs. Wisconsin, 2016
381.....Central Michigan, 2005

Passing Yardage Lows

0.....Temple, 1947
0.....Penn, 1955
6.....Army, 1949
6.....Syracuse, 1954
7.....Navy, 1947
10.....Pittsburgh, 1947
13.....Houston, 1964
14.....Syracuse, 1948
15.....Boston College, 1969
19.....NC State, 1971

Passing Attempt Highs

57.....Maryland, 2020
55.....Indiana, 2013
54.....BYU, 1992
52.....at Ohio State, 2021
51.....Iowa, 2000
51.....Purdue, 2004
51.....Northwestern, 2012
50.....Ohio State, 2014
50.....vs. Boston College, 2014
48.....Wisconsin, 1995
48.....Minnesota, 2004
48.....Ohio, 2012
48.....at Iowa, 2017
48.....at Michigan State, 2017

Passing Attempt Lows

2.....Navy, 1947
3.....Boston College, 1969
6.....Temple, 1947
6.....Fordham, 1947
6.....Syracuse, 1948
6.....Pittsburgh, 1950
6.....Syracuse, 1959
7.....West Virginia, 1947
7.....Pittsburgh, 1970
7.....NC State, 1971
7.....Stanford, 1975

Passing Completion Highs

47.....Michigan State, 2015
35.....Northwestern, 2012
35.....at Ohio State, 2021
34.....vs. Boston College, 2014
33.....Wisconsin, 1995
32.....Akron, 2009
32.....vs. UCF, 2014
32.....vs. Washington, 2017
32.....Ohio State, 2022
31.....Ohio State, 2014
31.....at Iowa, 2017
31.....Ohio, 2022

Passing Completion Lows

0.....Temple, 1947
1.....Navy, 1947
1.....Boston College, 1969
2.....Pittsburgh, 1947
2.....Boston College, 1950
2.....Houston, 1964
2.....Georgia Tech, 1966
2.....Pittsburgh, 1970
2.....Syracuse, 1971
2.....West Virginia, 1989

OPPONENT GAME RECORDS

Total Offense Highs

686.....at Ohio State, 2013
656.....at Boston College, 1982
651.....vs. BYU, 1989
602.....Miami (Fla.), 2001
600.....Houston, 2011
598.....Alabama, 1983
596.....at Michigan State, 1997
591.....Minnesota, 1993
587.....Iowa, 1983
575.....vs. USC, 2016

Total Offense Lows

(-47).....Syracuse, 1947
25.....Temple, 1947
43.....Pittsburgh, 1947
53.....at Michigan State, 2023
61.....Colgate, 1947
64.....Marquette, 1958
66.....West Virginia, 1947
67.....Temple, 1948
73.....Bucknell, 1947
74.....Temple, 2006

First Down Highs

35.....vs. BYU, 1989
34.....Alabama, 1983
33.....vs. USC, 2016
32.....Pittsburgh, 1984
32.....Maryland, 1992
32.....Boston College, 1992
32.....Ohio State, 2013
32.....at Indiana, 2018
31.....at UCLA, 1966
31.....at Boston College, 1982
31.....Boston College, 1984
31.....Ohio State, 1996
31.....Minnesota, 2016

First Down Lows

2.....Temple, 1947
2.....Temple, 2006
2.....Eastern Illinois, 2009
3.....Pittsburgh, 1970
4.....Colgate, 1947
4.....Syracuse, 1947
4.....Bucknell, 1948
4.....Pittsburgh, 1948
4.....Iowa, 2023
5.....Bucknell, 1947
5.....Pittsburgh, 1947
5.....Pittsburgh, 1969
5.....Pittsburgh, 1971
5.....Navy, 1973
5.....at Rutgers, 2016
5.....Idaho, 2019
5.....Delaware, 2023
5.....at Michigan State, 2023

Rushing Yardage Highs

452.....Michigan State, 1997
425.....Notre Dame, 1989
418.....at Michigan, 2022
408.....Ohio State, 2013
399.....Kentucky, 1976
373.....NC State, 1977
359.....UCLA, 1966
357.....Illinois, 2021
353.....vs. Arkansas, 2021
350.....Ohio State, 1996

Rushing Yardage Lows

(-107).....Syracuse, 1947
(-49).....at Maryland, 2023
(-35).....at Michigan State, 2023
(-32).....Holy Cross, 1954
(-32).....Maryland, 1978
(-23).....Pittsburgh, 1947
(-17).....Pittsburgh, 1968
(-16).....Wisconsin, 1970
(-15).....Colgate, 1947
(-12).....Purdue, 1998

Rushing Attempts Highs

76.....Oklahoma, 1971
75.....Kentucky, 1976
73.....NC State, 1977
72.....Nebraska, 2003
71.....Miami (Fla.), 1968
71.....Notre Dame, 1989
70.....Kentucky, 1975
69.....Pittsburgh, 1959
69.....Ohio State, 1976
69.....Nebraska, 1980

Rushing Attempts Lows

15.....Michigan State, 2006
16.....Houston, 2011
16.....at Maryland, 2023
17.....Iowa, 2023
18.....Colgate, 1947
18.....Minnesota, 2009
19.....Louisiana Tech, 2000
20.....Fordham, 1947
20.....Rutgers, 1986
20.....BYU, 1991
20.....Purdue, 2013
20.....Temple, 2014

Passing Yardage Highs

595.....Boston College, 1982
576.....BYU, 1989
532.....Houston, 2011
479.....Memphis, 2019
478.....Minnesota, 1993
459.....Ohio State, 1997
454.....Indiana, 2012
453.....vs. USC, 2016
447.....Boston College, 1985
414.....Louisiana Tech, 2002

Passing Yardage Lows

0.....Temple, 1947
0.....Nebraska, 1950
0.....Syracuse, 1956
0.....Iowa, 1975
7.....West Virginia, 1959
8.....Army, 1955
10.....West Virginia, 1961
10.....Ohio State, 1976
12.....Pittsburgh, 1948
14.....Syracuse, 1969
14.....Army, 1974

Passing Attempt Highs

69.....Houston, 2011
66.....Minnesota, 1993
64.....Pittsburgh, 1991
62.....Louisiana Tech, 2002
62.....Michigan State, 2006
62.....Purdue, 2012
60.....Purdue, 1997
59.....BYU, 1989
59.....Indiana, 2012
59.....at Purdue, 2022

Passing Attempt Lows

1.....Army, 2015
3.....Nebraska, 1950
3.....Syracuse, 1965
4.....Pittsburgh, 1955
4.....Syracuse, 1960
5.....Bucknell, 1948
5.....Syracuse, 1955
5.....Syracuse, 1956
5.....Air Force, 1962
5.....Syracuse, 1970

Passing Completion Highs

45.....Houston, 2011
42.....BYU, 1989
41.....at Maryland, 2021
39.....Purdue, 1998
39.....Louisiana Tech, 2002
38.....Florida State, 1966
36.....Purdue, 2016
35.....at Indiana, 2018
35.....Pittsburgh, 2019
34.....Minnesota, 1993

Passing Completion Lows

0.....Temple, 1947
0.....Colgate, 1948
0.....Nebraska, 1950
0.....Penn, 1955
0.....Syracuse, 1956
0.....Iowa, 1975
1.....Navy, 1947
1.....Army, 1949
1.....Pittsburgh, 1956
1.....West Virginia, 1959
1.....Syracuse, 1960
1.....West Virginia, 1961
1.....Army, 1974
1.....Ohio State, 1976
1.....Army, 2015

TEAM GAME RECORDS, ADDITIONAL RECORDS & COMEBACKS

OFFENSIVE GAME RECORDS		
First Downs:	38	vs. West Virginia, 1962
Rushing Yardage:	622	vs. Lebanon Valley, 1924
Rushing Attempts:	83	vs. West Virginia, 1975
Passing Yardage:	454	vs. UCF, 2014
Pass Completions:	35	vs. Northwestern, 2012
	35	at Ohio State, 2021
Pass Attempts:	57	vs. Maryland, 2020
Completion Pct.:	91.7	vs. Oregon, 1963
Interceptions Thrown:	5	vs. Florida, 2010
Total Offense:	711	vs. Susquehanna, 1926
	706	vs. Cincinnati, 1991
Total Plays:	99	vs. Northwestern, 2012
		at Iowa, 2017

DEFENSIVE GAME RECORDS		
Points Allowed:	106	at Lehigh (PSU 0), 1889
Points Allowed (Since 1920):	63	at Ohio State (PSU 14), 2013
Interceptions Made:	9	Bucknell, 1947
	7	at Boston College, 1970
Sacks Made:	11	at Illinois, 1999

SPECIAL TEAMS GAME RECORDS		
Punts, Low:	0	Last: vs. Purdue, 2013
Punt Returns:	12	vs. Rutgers, 1982
Punt Return Yardage:	256	vs. Rutgers, 1982

DEFENSIVE SEASON RECORDS		
Shutouts, Season:	6	1947
Consecutive Shutouts:	3	1940, 1947
Fewest Pts. Allowed, Season:	27	1947 (9 games)

PENALTIES		
Season (11 games):	84	1978
Season (12 games):	88	1991
Season, Low:	36	1963 (10 games) 1996 (12 games)

PENALTY YARDAGE		
Game:	142.5	at Pittsburgh, 1966
Season:	776	1978
Season, Low:	287	1996

SCORING RECORDS		
Game:	109	vs. Lebanon Valley (7), 1920
Game Since 1920:	82	vs. Susquehanna (0), 1926
	81	vs. Cincinnati (0), 1991
Half:	56 (first)	at Illinois (3), 2005
Quarter:	40 (second)	at Fordham (0), 1947
Season:	534	2017 (13 games)
Season, Low:	67	1925 (9 games)
Scoring In Consecutive Games, All Games:	262	Oct. 20, 2001-present
Scoring In Consecutive Games, Regular-Season:	245	Oct. 20, 2001-present

TOUCHDOWN RECORDS		
Season:	72	2017
Season, Low:	21	1963
Rushing, Season:	45	1994
Rushing, Season Low:	11	1989
	11	2021
Passing, Season:	32	2017
Passing, Season Low:	1	1969

WINNING STREAKS		
Consecutive Games:	23	Sept. 21 1968 to Sept. 19, 1970
Season:	12	1973, 1986, 1994
Home Games Since 1900:	29	Oct. 4, 1919 to Oct. 11, 1924
Home Unbeaten Streak:	50	Oct. 26, 1889 to Oct. 26, 1907

LOSING STREAK		
Consecutive Games:	7	1931

NOTABLE ACCOMPLISHMENTS

TEAMMATES WITH 3,000 PASSING YARDS & 1,000 RUSHING YARDS IN THE SAME SEASON

Daryll Clark (3,003) & Evan Royster (1,169)	2009
Matt McGloin (3,271) & Zach Zwinak (1,000)	2012
Trace McSorley (3,614) & Saquon Barkley (1,496)	2016
Trace McSorley (3,570) & Saquon Barkley (1,271)	2017

BIG TEN 3,000 PASSING YARDS & 1,000 RUSHING YARDS IN BACK-TO-BACK SEASONS

Penn State	Trace McSorley (3,614) & Saquon Barkley (1,496)	2016
	Trace McSorley (3,570) & Saquon Barkley (1,271)	2017
Indiana	Nate Sudfeld (3,573) & Jordan Howard (1,213)	2015
	Richard Lagow (3,362) & Devine Redding (1,122)	2016

BIG TEN PLAYERS WITH 3,000 RUSHING YARDS AND 1,000 RECEIVING YARDS IN CAREER

Mike Alstott	Purdue	1992-95	3,635 rushing; 1,075 receiving
Levron Williams	Indiana	1998-2001	3,095 rushing; 1,088 receiving
Tyrell Sutton	Northwestern	2005-08	3,886 rushing; 1,244 receiving
Saquon Barkley	Penn State	2015-17	3,843 rushing; 1,195 receiving*

* - Barkley is only player in BTG history to accomplish feat in three years.

LARGEST COMEBACKS

Deficit	Score (Qtr.)	Opponent	Date	Final Score
21	0-21 (1st)	at Illinois	11/12/94	35-31
21	0-21 (2nd)	vs. Northwestern	11/6/10	35-21
21	7-28 (2nd)	vs. Wisconsin^	12/3/16	38-31
20	17-37 (3rd)	at Michigan State	11/27/93	38-37
18	9-27 (3rd)	vs. Ohio State	10/27/01	29-27
17	7-24 (2nd)	at Michigan State	11/24/01	42-37
16	7-23 (2nd)	at Northwestern	9/24/05	34-29
14	0-14 (1st)	at Army	10/5/74	21-14
14	0-14 (1st)	at West Virginia	10/28/78	49-21
14	0-14 (1st)	at Pittsburgh	11/28/81	48-14
14	7-21 (Half)	at Notre Dame	11/17/90	24-21
14	0-14 (1st)	vs. Texas A&M \$	12/29/07	24-17
14	7-21 (3rd)	vs. Boston College %	12/27/14	31-30 (OT)
14	7-21 (3rd)	vs. Ohio State	10/22/16	24-21
13	7-20 (Half)	vs. Texas Tech	9/9/95	24-23
12	7-19 (2nd)	vs. Ohio State &	12/26/80	31-19
12	3-15 (4th)	vs. Minnesota	10/18/97	16-15
12	0-12 (1st)	vs. Iowa	10/27/18	30-24

Deficit	Score (Qtr.)	Opponent	Date	Final Score
11	3-14 (1st)	vs. Kentucky #	1/1/99	26-14
11	17-28 (3rd)	vs. Northwestern	10/6/12	39-28
11	10-21 (3rd)	vs. Michigan State	12/12/20	39-24
10	3-13 (Half)	vs. Pittsburgh	11/24/73	35-13
10	0-10 (1st)	vs. Tennessee !	1/1/94	31-13
10	10-20 (2nd)	at Indiana	10/26/96	48-26
10	17-27 (2nd)	vs. Ohio State	10/11/97	31-27
10	0-10 (1st)	vs. Kent State	9/20/03	32-10
10	0-10 (1st)	vs. Michigan State	11/18/06	17-13
10	0-10 (1st)	vs. Michigan	10/18/08	46-17
10	0-10 (1st)	vs. Indiana	11/14/09	31-20
10	24-34 (4th)	vs. Michigan	10/12/13	43-40 (30T)
10	0-10 (2nd)	at Rutgers	9/13/14	13-10
10	3-13 (Half)	vs. Minnesota	10/1/16	29-26 (OT)
10	14-24 (3rd)	at Indiana	11/12/16	31-7

^ - Big Ten Championship Game
- Outback Bowl

% - Pinstripe Bowl
! - Citrus Bowl

\$ - Alamo Bowl
& - Fiesta Bowl

RECORDS

OPPONENT INDIVIDUAL RECORDS

RUSHING

Yardage:	251	Ted Brown, NC State	1977
Attempts:	44	Mike Hart, Michigan	2007
Touchdowns:	4	Allen Pinkett, Notre Dame	1983
		Allen Pinkett, Notre Dame	1984
		T.J. Duckett, Michigan State	1999
		Montee Ball, Wisconsin	2011
Longest Run:	94	Frank Funair, Bucknell	1938

PASSING

Yardage:	532	Case Keenum, Houston	2011
Completions:	45	Case Keenum, Houston	2011
Completion Pct.:	84.6	Todd Norley (11-13), Syracuse	1984
Attempts:	69	Case Keenum, Houston	2011
Touchdowns:	5	Sam Darnold, USC	2016
	4	Boyce Smith, Vanderbilt	1957
		John Hogan, Pittsburgh	1972
		Terry Gregory, Temple	1976
		Glenn Foley, Boston College	1992
		Brad Banks, Iowa	2002
		Jeff Smoker, Michigan State	2003
		Brian Hoyer, Michigan State	2007
		Mark Sanchez, USC	2008
		J.T. Barrett, Ohio State	2017
		Justin Fields, Ohio State	2020
Interceptions:	6	Frank Harris, Boston College	1970
		Steve Skiver, Ohio	1970
Longest Completion:	99	John Paci to Thomas Lewis, Indiana	1993

RECEIVING

Receptions:	16	Skip Orszulak, Pittsburgh	1968
Yardage:	285	Thomas Lewis, Indiana	1993
Touchdowns:	3	Bill Wallace, Pittsburgh	1984
		Marco Battaglia, Rutgers	1995
		Devin Thomas, Michigan State	2007
		Da'Jon McKnight, Minnesota	2010
		Deonta Burnett, USC	2016

TOTAL OFFENSE

Yardage:	542	Case Keenum, Houston	2011
-----------------	-----	----------------------	------

PUNT RETURNS

Returns:	7	Chris Anderson, Alabama	1990
		Willie Reid, Florida St.	2005
Yardage:	180	Willie Reid, Florida St.	2005
Longest:	91	Floyd Little, Syracuse	1965

KICKOFF RETURNS

Returns:	7	Bob Ellein, Navy	1970
		Akeem Hunt, Purdue	2012
Yardage:	186	Derrick Mason, Michigan State	1994
Longest:	100	Tony Uansa, Pittsburgh	1928
		Kerry Marbury, West Virginia	1972
		Derrick Mason, Michigan State	1994
		Raheem Mostert, Purdue	2013
		Rashaad Penny, San Diego St.	2015
		Darrynton Evans, Appalachian St.	2018

PUNTING

Punts:	24	Charles Robinson, Cornell	1942
Yardage:	936	Charles Robinson, Cornell	1942
Average:	68.0	Chris Schneider, Pittsburgh	1998
Longest:	81	Johnny Evans, NC State	1974
		Craig Jarrett, Michigan State	1998

SCORING

Touchdowns:	4	Johnny Castan, Boston	1951
		Allen Pinkett, Notre Dame	1983
		Allen Pinkett, Notre Dame	1984
		T.J. Duckett, Michigan State	1999
		Montee Ball, Wisconsin	2011
Extra Points:	9	Drew Basil, Ohio State	2013
Kicking Points:	17	Joel Howells, Northwestern	2005

FIELD GOALS

FG Made:	6	Riley Patterson, Memphis	2019
Longest FG:	57	Gary Homer, Ohio	1973

INTERCEPTIONS

Interceptions:	3	Tom Myers, Syracuse	1970
		Jamel Coleman, Purdue	1996
		Eugene Wilson, Illinois	2001
Yardage:	129	Ahmad Black, Florida	2010
Longest:	100	Tom Pridemore, West Virginia	1977

FUMBLE RETURN

Longest:	100	Steve Smoke, Lehigh	1938
-----------------	-----	---------------------	------

TEAM RECORDS

First Downs:	34	Alabama	1983
Rushing Yardage:	452	Michigan State	1997
Rushing Attempts:	75	Kentucky	1976
Passing Yardage:	595	Boston College	1982
Pass Completions:	45	Houston	2011
Pass Attempts:	69	Houston	2011
INT Thrown:	7	Boston College	1970
Total Off. Yardage:	686	Ohio State	2013
Total Off. Plays:	100	Indiana	2018
Punts:	24	Cornell	1942
Penalty Yardage:	141	Nebraska	1980
Fumbles Lost:	5	Syracuse	1970

OPPONENT RUSHING YARDAGE

1.	251	Ted Brown, NC State	1977
2.	238	Sedrick Irvin, Michigan State	1997
3.	224	Tony Dorsett, Pittsburgh	1976
4.	223	Chase Brown, Illinois	2021
5.	220	Bobby Humphrey, Alabama	1987
6.	217	Allen Pinkett, Notre Dame	1983
7.	206	Paul Palmer, Temple	1985
8.	203	Marc Renaud, Michigan State	1997
	203	BenJarvus Green-Ellis, Indiana	2003
10.	200	Warren Heller, Pittsburgh	1930
	200	Anthony Davis, Wisconsin	2001
12.	192	Tyrone Wheatley, Michigan	1993
13.	191	Denard Robinson, Michigan	2010
14.	189	Jarvis Redwine, Nebraska	1980
	189	Allen Pinkett, Notre Dame	1984

OPPONENT PASSING YARDAGE

1.	532	Case Keenum, Houston	2011
2.	520	Doug Flutie, Boston College	1982
3.	478	Tim Schade, Minnesota	1993
4.	454	Cameron Coffman, Indiana	2012
5.	454	Brady White, Memphis	2019
6.	453	Sam Darnold, USC	2016
7.	447	Doug Flutie, Boston College	1984
8.	413	Mark Sanchez, USC	2008
9.	406	Luke McCown, Louisiana Tech	2002
10.	400	Brian Lewerke, Michigan State	2017
11.	399	Tanner Lee, Nebraska	2017
12.	380	Doug Flutie, Boston College	1983
13.	379	John Paci, Indiana	1993
	379	Drew Brees, Purdue	1999
	379	Jaxson Dart, Ole Miss	2023
16.	378	Joe Germaine, Ohio State	1997
17.	374	Matt Sherman, Iowa	1995
18.	372	Kenny Pickett, Pittsburgh	2019
19.	371	Peyton Ramsey, Indiana	2019
	371	Taulia Tagovailoa, Maryland	2021

OPPONENT RECEIVING YARDAGE

1.	285	Thomas Lewis, Indiana	1993
2.	229	Scott Nizolek, Boston College	1982
3.	228	Patrick Edwards, Houston	2011
4.	210	Andrew Baker, Rutgers	1983
5.	203	Rashod Bateman, Minnesota	2019
6.	193	Omar Douglas, Minnesota	1993
7.	191	Charles Rogers, Michigan St.	2001
8.	190	Oscar Patrick, West Virginia	1968





HISTORY & HONORS

NATIONAL AWARDS

HEISMAN TROPHY

Player of the Year, awarded by Downtown Athletic Club of NYC

Heisman Trophy Winner

1973..... John Cappelletti, rb

Heisman Trophy Top 10 Finishes

1959..... Richie Lucas, qb (2)
 1968..... Ted Kwalick, te (4)
 1969..... Mike Reid, dt (5)
 1971..... Lydell Mitchell, rb (5)
 1972..... John Hufnagel, qb (6)
 1978..... Chuck Fusina, qb (2)
 1982..... Todd Blackledge, qb (6)
 Curt Warner, rb (10)
 1986..... D.J. Dozier, rb (8)
 1989..... Blair Thomas, rb (10)
 1994..... Ki-Jana Carter, rb (2)
 Kerry Collins, qb (4)
 1997..... Curtis Enis, rb (6)
 1999..... LaVar Arrington, lb (9)
 2002..... Larry Johnson, rb (3)
 2005..... Michael Robinson, qb (5)
 2017..... Saquon Barkley, rb (4)

MAXWELL AWARD

College Player of the Year, awarded by Maxwell Football Foundation

Maxwell Award Winners

1959..... Richie Lucas, qb
 1964..... Glenn Ressler, c
 1969..... Mike Reid, dt
 1973..... John Cappelletti, rb
 1978..... Chuck Fusina, qb
 1994..... Kerry Collins, qb
 2002..... Larry Johnson, rb

Maxwell Award Finalists

1994..... Ki-Jana Carter, rb
 2017..... Saquon Barkley, rb



Doak Walker Award, Maxwell Award and Walter Camp Award winner Larry Johnson

WALTER CAMP

PLAYER OF THE YEAR TROPHY

Player of the Year, awarded by Walter Camp Football Foundation

Walter Camp Award Winners

1972..... John Cappelletti, rb
 2002..... Larry Johnson, rb

Walter Camp Award Finalists

2017..... Saquon Barkley

BILETNIKOFF AWARD

Outstanding Receiver, awarded by Tallahassee Quarterback Club Foundation

Biletnikoff Award Winners

1994..... Bobby Engram

Biletnikoff Award Finalists

1995..... Bobby Engram

BRONKO NAGURSKI TROPHY

Defensive Player of the Year, awarded by Charlotte Touchdown Club

Bronko Nagurski Trophy Finalists

1999..... LaVar Arrington, lb
 Courtney Brown, de
 2005..... Tamba Hali, de
 2011..... Devon Still, dt
 2015..... Carl Nassib, de

BURLSWORTH TROPHY

Most Outstanding Player Who Began Career as a Walk-On, awarded by Springdale (Ark.) Rotary Club

Burlsworth Trophy Winners

2012..... Matt McGloin, qb

Burlsworth Trophy Finalists

2015..... Carl Nassib, de

BUTKUS AWARD

Outstanding Linebacker, awarded by Downtown Athletic Club of Orlando

Butkus Award Winners

1999..... LaVar Arrington
 2005..... Paul Posluszny

Butkus Award Finalists

1986..... Shane Conlan
 1989..... Andre Collins
 1999..... Brandon Short
 2006..... Paul Posluszny
 2007..... Dan Connor
 2019..... Micah Parsons

CHUCK BEDNARIK AWARD

Defensive Player of the Year, awarded by Maxwell Football Club

Bednarik Award Winners

1999..... LaVar Arrington, lb
 2005..... Paul Posluszny, lb
 2006..... Paul Posluszny, lb
 2007..... Dan Connor, lb

Bednarik Award Finalists

1999..... Courtney Brown, de
 2006..... Dan Connor, lb
 2008..... Aaron Maybin, de
 2011..... Devon Still, dt
 2015..... Carl Nassib, de

DAVEY O'BRIEN AWARD

Outstanding Quarterback, awarded by Davey O'Brien Foundation

Davey O'Brien Award Winners

1982..... Todd Blackledge
 1994..... Kerry Collins

Davey O'Brien Award Finalists

1986..... John Schaffer

DOAK WALKER AWARD

Nation's Premiere Running Back, awarded by SMU Athletic Forum

Doak Walker Award Winners

2002..... Larry Johnson

Doak Walker Award Finalists

1994..... Ki-Jana Carter
 1997..... Curtis Enis
 2017..... Saquon Barkley

JOHN MACKEY AWARD

Most Outstanding Tight End, awarded by Nassau County Sports Commission

Mackey Award Finalists

2017..... Mike Gesicki

LOTT IMPACT TROPHY

Defensive Player of the Year who best exemplifies the IMPACT acronym: Integrity, Maturity, Performance, Academics, Community and Tenacity, awarded by the Pacific Club IMPACT Foundation

Lott IMPACT Trophy Winners

2015..... Carl Nassib, de

Lott IMPACT Trophy Finalists

2006..... Paul Posluszny, lb

NATIONAL AWARDS

OUTLAND TROPHY

Best College Football Interior Lineman, awarded by Football Writers Association of America

Outland Trophy Winners

1969..... Mike Reid, dt

Outland Trophy Finalists

2011..... Devon Still, dt

PATRICK MANNELLY AWARD

Nation's Top Long Snapper

Mannelly Award Winners

2022..... Chris Stoll

PAUL HORNUNG AWARD

Major College Football's Most Versatile Player, awarded by Louisville Sports Council

Hornung Award Winners

2017..... Saquon Barkley, rb/kr

Hornung Award Finalists

2018..... KJ Hamler, wr/rs

RAY GUY AWARD

Nation's Top Collegiate Punter, awarded by Augusta Sports Council

Ray Guy Award Finalists

2006..... Jeremy Kapinos

2021..... Jordan Stout

RIMINGTON TROPHY

Outstanding Center in College Football, awarded by Boomer Esiason Foundation

Rimington Trophy Winners

2008..... A.Q. Shipley

Rimington Trophy Finalists

2012..... Matt Stankiewitch

LOMBARDI AWARD

Outstanding College Football Player and Leader, awarded by Lombardi Foundation (2017-present)

College Lineman (offense or defense) or Linebacker of the Year, awarded by Houston Rotary Club (1971-2016)

Lombardi Award Winners

1978..... Bruce Clark, dt

2015..... Carl Nassib, de

Lombardi Award Finalists

1978..... Matt Millen, dt

1981..... Sean Farrell, g

1999..... LaVar Arrington, lb
Courtney Brown, de

2005..... Paul Posluszny, lb

2006..... Paul Posluszny, lb

2017..... Saquon Barkley, rb

TED HENDRICKS AWARD

Nation's Top Defensive End, awarded by Ted Hendricks Foundation

Ted Hendricks Award Winner

2015..... Carl Nassib

Ted Hendricks Award Finalists

2002..... Michael Haynes

2005..... Tamba Hali

2007..... Maurice Evans

2008..... Aaron Maybin

2019..... Yetur Gross-Matos

2021..... Arnold Ebiketie

WUERFFEL TROPHY

Player Who Combines Exemplary Community Service with Athletic and Academic Achievement, awarded by All Sports Association of Fort Walton Beach, Florida

Wuerffel Trophy Finalists

2010..... Stefen Wisniewski, c/g

JOHNNY UNITAS GOLDEN ARM AWARD

Outstanding Senior or Fourth-Year Quarterback, awarded by The Golden Arm Foundation

Johnny Unitas Golden Arm Award Finalists

2017..... Trace McSorley

MANNING AWARD

Top Collegiate Quarterback, awarded by Sugar Bowl Committee

Manning Award Finalists

2017..... Trace McSorley

JAMES E. SULLIVAN AWARD

America's Top Amateur Athlete, awarded by Amateur Athletic Union (AAU)

James E. Sullivan Award Winner

2013..... John Urschel

ALLSTATE AFCA GOOD WORKS TEAM

Student-Athlete Who is Dedicated to Volunteerism and Enriching the Lives of Others, awarded by Allstate and American Football Coaches Association (AFCA)

Allstate Good Works Team Honorees

1994..... Wayne Holmes, g

2010..... Stefen Wisniewski, c/g

2015..... Ben Kline, lb

2017..... Brandon Smith, lb

2021..... Sean Clifford, qb

SENIOR CLASS AWARD

Premiere Award for NCAA Senior Student-Athletes

Senior Class Award Winner

2013..... John Urschel, g

Senior Class Award First Team

2010..... Stefen Wisniewski, c/g

CHEVROLET OFFENSIVE PLAYER OF THE YEAR

1973..... John Cappelletti, rb

1994..... Kerry Collins, qb

2002..... Larry Johnson, rb

CHEVROLET DEFENSIVE PLAYER OF THE YEAR

1974..... Mike Hartenstine, dt

1978..... Bruce Clark, dt

2007..... Dan Connor, lb

CHIC HARLEY AWARD

College Football Player of the Year, awarded by Touchdown Club of Columbus

Chic Harley Award Winners

1973..... John Cappelletti, rb

JIM BROWN AWARD

Top Running Back, awarded by Touchdown Club of Columbus

Jim Brown Award Winners

2002..... Larry Johnson

PAUL WARFIELD AWARD

Top Wide Receiver, awarded by Touchdown Club of Columbus

Paul Warfield Award Winners

1992..... O.J. McDuffie

JACK LAMBERT AWARD

Top Linebacker, awarded by Touchdown Club of Columbus

Jack Lambert Award Winners

1999..... LaVar Arrington

VLADE AWARD

Most Accurate Kicker, awarded by Touchdown Club of Columbus

Vlade Award Winners

2016..... Tyler Davis

KELLEN MOORE AWARD

Top Quarterback, awarded by Touchdown Club of Columbus

Kellen Moore Award Winners

1994..... Kerry Collins

FRESHMAN OF THE YEAR AWARD

Top Freshman, awarded by Touchdown Club of Columbus

Freshman of the Year Award Winners

2014..... Christian Hackenberg, qb



Carl Nassib

NATIONAL COACH OF THE YEAR AWARDS

AFCA COACH OF THE YEAR

The AFCA's Coach of the Year award is the oldest of all Coach of the Year awards, it is one of only two Coach of the Year awards recognized by the NCAA in Football Bowl Subdivision and the only Coach of the Year award recognized in the NCAA's three other divisions. The NCAA does not select a "coach of the year" for college football. When a coach is referred to as "NCAA Coach of the Year," he is usually the AFCA Coach of the Year winner.

AFCA Coach of the Year Winners

1968	Joe Paterno
1978	Joe Paterno
1986	Joe Paterno
2005	Joe Paterno

AFCA Regional Coach of the Year Winners

1962	Rip Engle
1967	Joe Paterno
1968	Joe Paterno
1971	Joe Paterno
1972	Joe Paterno
1973	Joe Paterno
1977	Joe Paterno
1978	Joe Paterno
1982	Joe Paterno
1985	Joe Paterno
1994	Joe Paterno
2005	Joe Paterno

ASSOCIATED PRESS COACH OF THE YEAR

The Associated Press College Football Coach of the Year Award is an award that is given annually since 1998 to the National Coach of the Year. The award is voted on by the Associated Press (AP) voters who participate in the weekly college football AP Poll.

Associated Press Coach of the Year Winners

2005	Joe Paterno
------	-------------

Associated Press Coach of the Year Finalists

2016	James Franklin
------	----------------

BEAR BRYANT COACH OF THE YEAR

The Paul "Bear" Bryant College Football Coaching Award honors a college football coach whose great accomplishments, both on and off the field, are legendary.

Bear Bryant Coach of the Year Winners

1986	Joe Paterno
2012	Bill O'Brien

Bear Bryant Coach of the Year Finalists

2016	James Franklin
2019	James Franklin

BOBBY DODD COACH OF THE YEAR

Honors the FBS football coach whose program represents three pillars of success: Scholarship, Leadership and Integrity.

Bobby Dodd Coach of the Year Winners

1981	Joe Paterno
2005	Joe Paterno

CHEVROLET COACH OF THE YEAR

1978	Joe Paterno
------	-------------

EDDIE ROBINSON COACH OF THE YEAR

The Eddie Robinson Coach of the Year award is given annually to a college football coach by the Football Writers Association of America.

Eddie Robinson Coach of the Year Winners

1978	Joe Paterno
1982	Joe Paterno
1986	Joe Paterno

Eddie Robinson Coach of the Year Finalists

1997	Joe Paterno
2005	Joe Paterno
2008	Joe Paterno
2012	Bill O'Brien
2016	James Franklin

ESPN/HOME DEPOT COACH OF THE YEAR

The ESPN/Home Depot Coach of the Year Award is given annually to college football's top head coach.

ESPN/Home Depot Coach of the Year Winners

2005	Joe Paterno
2012	Bill O'Brien

GEORGE MUNGER COACH OF THE YEAR

The award is given annually to the National Coach of the Year by the Maxwell Football Club.

George Munger Coach of the Year Winners

1990	Joe Paterno
1994	Joe Paterno
2005	Joe Paterno
2012	Bill O'Brien

SPORTING NEWS COACH OF THE YEAR

Sporting News College Football Coach of the Year Award is an award that is given annually to the National Coach of the Year.

Sporting News Coach of the Year Winners

2005	Joe Paterno
2016	James Franklin

WALTER CAMP COACH OF THE YEAR

The Walter Camp Coach of the Year is selected by the nation's Football Bowl Subdivision head coaches and sports information directors.

Walter Camp Coach of the Year Winners

1972	Joe Paterno
1982	Joe Paterno
1994	Joe Paterno
2005	Joe Paterno

WOODY HAYES AWARD

The Woody Hayes Award is given to the College Football Coach of Year by the Touchdown Club of Columbus.

Woody Hayes Coach of the Year Winners

1978	Joe Paterno
1982	Joe Paterno
1986	Joe Paterno
2005	Joe Paterno
2016	James Franklin



Joe Paterno won every major National Coach of the Year award en route to an NCAA-record 409 wins.



Bill O'Brien won a trio of National Coach of the Year Awards in 2012.



James Franklin was the 2016 Sporting News and Woody Hayes Coach of the Year.

NATIONAL ACADEMIC HONORS

ACADEMIC ALL-AMERICANS

Forty-five times a Penn State player has attained first-team Academic All-America recognition by the College Sports Information Directors of America (CoSIDA). A nominee must be a starter or an important reserve, carry at least a 3.5 cumulative grade-point average (on a 4.0 scale) for an entire academic career, and have completed at least one full year at their current institution.

First Team

1965.....	Joe Bellas, t
	John Runnells, lb
1966.....	John Runnells, lb
1967.....	Rich Buzin, t
1969.....	Dennis Onkotz, lb
	Charlie Pittman, rb
1971.....	Dave Joyner, t
1972.....	Bruce Bannon, de
1973.....	Mark Markovich, g
1976.....	Chuck Benjamin, dt
1978.....	Keith Dorney, t
1982.....	Todd Blackledge, qb
	Harry Hamilton, db
	Scott Radevic, lb
1983.....	Harry Hamilton, db
1984.....	Lance Hamilton, db
	Carmen Masciantonio, lb
1985.....	Lance Hamilton, db
1986.....	John Shaffer, qb
1994.....	Jeff Hartings, g
	Tony Pittman, cb
1995.....	Jeff Hartings, g
1999.....	Travis Forney, k
2002.....	Joe Iorio, c
2004.....	Andrew Guman, s
2005.....	Paul Posluszny, lb
2006.....	Paul Posluszny, lb
	Tim Shaw, de
2007.....	Gerald Cadogan, t
2008.....	Gerald Cadogan, t
	Josh Hull, lb
	Andrew Pitz, ls
	Mark Rubin, s
2009.....	Josh Hull, lb
	Andrew Pitz, ls
	Stefen Wisniewski, c
2010.....	Chris Colasanti, lb
	Pete Massaro, de;
	Stefen Wisniewski, g
2012.....	Pete Massaro, de
	John Urschel, g
2013.....	John Urschel, g
2016.....	Tyler Yazujian, ls
2018.....	Blake Gillikin, p
2019.....	Blake Gillikin, p




Hall of Fame Scholar-Athlete Stefen Wisniewski

Second Team

1971.....	Bruce Bannon, de
	Gary Gray, lb
1972.....	Mark Markovich, g
1973.....	Douglas Allen, lb
	Jack Balorunos, c
1974.....	Dan Natale, te
1975.....	Chris Bahr, k
	John Quinn, dt
1976.....	Kurt Allerman, lb
1978.....	Scott Fitzkee, wr
1979.....	Mike Gusman, rb
1980.....	John Walsh, db
1982.....	Mark Robinson, db
1983.....	Scott Radevic, lb
1986.....	Brian Siverling, te
1993.....	Craig Fayak, k
1999.....	Jordan Caruso, g
2000.....	Jordan Caruso, g
2003.....	Dave Costlow, c
2006.....	Nolan McCreedy, s
2008.....	Stefen Wisniewski, g
2015.....	Tyler Yazujian, ls



Hall of Fame Scholar-Athlete Trace McSorley



Hall of Fame Scholar-Athlete Aaron Collins

HALL OF FAME SCHOLAR-ATHLETES

The National Football Foundation and College Hall of Fame honors the nation's outstanding scholar-athletes annually with graduate school fellowships.

A recipient must be a senior and in his final year of eligibility, have shown outstanding football ability and performance, exhibited academic application and performance, demonstrated outstanding leadership and citizenship, and be a candidate for graduate study and must not have received his diploma.

Recipients of the prestigious honor receive an \$18,000 fellowship. Penn State is tied for third nationally with its 19 NFF honorees.

1971.....	Dave Joyner, t
1972.....	Bruce Bannon, de
1973.....	Mark Markovich, g
1974.....	Jack Baiorunos, c
1978.....	Chuck Correal, c
1980.....	John Walsh, db
1984.....	Carmen Masciantonio, lb
1985.....	Lance Hamilton, db
1986.....	Brian Siverling, te
1987.....	Matt Johnson, dt
1994.....	Tony Pittman, cb
1995.....	Jeff Hartings, g
1996.....	Wally Richardson, qb
1997.....	Aaron Collins, lb
2006.....	Paul Posluszny, lb
2010.....	Stefen Wisniewski, g
2013.....	John Urschel, g
2018.....	Trace McSorley, qb
2021.....	Sean Clifford, qb
2023.....	Olumuyiwa Fashanu, t

NACDA POSTGRADUATE SCHOLARSHIPS

1991.....	Rudy Glocker
1996.....	Wally Richardson
1999.....	Travis Forney
2000.....	Brandon Steele

WILLIAM V. CAMPBELL TROPHY

Considered the "Academic Heisman," the William V. Campbell Trophy is given annually the National Football Foundation to the nation's premier college football scholar-athlete. Candidates must be a senior or graduate student in their final year of eligibility, have a GPA of at least 3.2 on a 4.0 scale, have outstanding football ability as a first-team player or significant contributor and have demonstrated strong leadership and citizenship. Twelve finalists for the Campbell Trophy receive an \$18,000 postgraduate scholarship as a member of the NFF National Scholar-Athlete Class with the winner earning a \$25,000 postgraduate scholarship.



John Urschel

William V. Campbell Trophy Winners

2013.....	John Urschel, g
-----------	-----------------

NCAA POSTGRADUATE SCHOLARSHIPS

Forty-six Penn State student-athletes, including 18 football players, have received NCAA Postgraduate Scholarships. The award carries a \$7,500 scholarship for postgraduate study at the university or professional school of the student-athlete's choice.

To qualify for consideration, each recipient must have earned at least a "B" cumulative average (3.0 on Penn State's 4.0 grade-point scale) and also must have performed with distinction in his or her sport, thus epitomizing the term "student-athlete."

Penn State's recipients and year of graduation:

1966.....	Joe Bellas, football
1967.....	Steve Cohen, men's gymnastics
	John Runnells, football
1971.....	Tom Dunn, men's gymnastics
	Bob Holuba, football
1972.....	Dave Joyner, football
1973.....	Bruce Bannon, football
1974.....	Mark Markovich, football
1975.....	Jack Baiorunos, football
1979.....	Chuck Correal, football
	Mike Guman, football
1980.....	Doug King, men's swimming
1980.....	John Walsh, football
1981.....	Kevin Scott, men's soccer
1982.....	Mike Edelman, men's basketball
	Bobbi Millard, women's swimming
1983.....	Harry Hamilton, football
	Scott Lynch, wrestling
1984.....	Doug Strang, football
1986.....	Pam Loree, women's gymnastics
1987.....	Brian Siverling, football
1989.....	Jim Martin, wrestling
1990.....	Roger Duffy, football
1994.....	Craig Fayak, football
1995.....	Tony Pittman, football
	John Amaechi, men's basketball
	Jake Bartholomy, men's track/cross country
	Kim Kelly, women's track/cross country
1996.....	Olga Kalinovskaya, women's fencing
1997.....	Joe Roemer, men's gymnastics
1999.....	Ellen Casey, women's gymnastics
2000.....	Travis Forney, football
	Andrea Garner, women's basketball
2002.....	Stephanie Eim, women's fencing
2003.....	Joe Iorio, football
	Jose Palacios, men's gymnastics
	Martin Schierhorn, men's swimming
2004.....	Joanna Lohman, women's soccer
2005.....	Clint Keithley, men's tennis
	Deirdre Dlugonski, women's swimming
2006.....	Sarah Haupt, women's swimming
2008.....	Molly Crispell, women's swimming
	Melissa Walbridge, women's volleyball
2013.....	Scott Rosenthal, men's gymnastics
	Quentin Wright, wrestling
2015.....	Matt Brown, wrestling

NCAA SILVER ANNIVERSARY AWARD

1995.....	Mike Reid, dt
1997.....	Dave Joyner, t
2008.....	Todd Blackledge, qb

HISTORY & HONORS

POSTSEASON ALL-STAR GAMES

BLUE-GRAY GAME

1942.....	Kenneth Schoonover
1944.....	John Chuckran, Donald Miltenberger
1945.....	Al Bellas, Bob Davis, Sam Tamburo
1946.....	Larry Joe, Bucky Walters
1949.....	Joe Drazenovich
1950.....	Bill Mathers, Vince O'Bara
1951.....	Len Bartek, Ed Hoover
1952.....	Don Barney, Jim Dooley, Bill Leonard, Bob Smith
1953.....	Fred Prender, Tony Rados, Pete Schoderbek
1954.....	Gene Danser, Jack Shery
1955.....	Walt Mazur
1956.....	Dan Radakovich
1957.....	Paul North
1958.....	Dave Kasperian, Charles Ruslavage, Maurice Schleicher
1959.....	Earl Kohlhass, Andy Stynchula
1960.....	Stew Barber
1963.....	Dick Anderson, Don Caum
1964.....	Billy Bowes, Ed Stuckrath, Gary Wydman
1965.....	Robert Riggle
1970.....	Greg Edmonds, Robert Holuba
1984.....	Tony Mumford
1988.....	Keith Karpinski, Bob Mrosko
2000.....	Mike Cerimele, Titcus Pettigrew
2001.....	Eddie Drummond, Omar Easy, Shamar Finney
2003.....	Tony Johnson, Matt Kranchick, Chris McKelvy, Deryck Toles
Coach: Rip Engle.....	1951, 52, 53, 54, 62

CASINO DEL SOL ALL-STAR GAME

2012.....	Drew Astorino, s; Quinn Barham, t; Stephfon Green, rb
2013.....	Mike Farrell, t

ECAC TEAM OF THE YEAR

Penn State was named the ECAC Team of the Year in 2009 as the top college football team in the East. The Nittany Lions have won an unprecedented 13 ECAC Team of the Year awards since becoming eligible for the honor.

1985	1994	1997	2005
1986	1995	1998	2008
1989	1996	2002	2009
1990			

LAMBERT-MEADOWLANDS TROPHY

Penn State won an unprecedented 32nd Lambert-Meadowlands Trophy in 2019 as Eastern football's top team. Penn State has won more Lambert-Meadowlands trophies than any four schools combined.

In 1936, the Lambert brothers, Victor and Henry, of the distinguished New York City jewelry house that bears their name, established a memorial to their father, August — a trophy to be awarded to the outstanding Division I college football team in the East. In 1957, the Lambert Cup was instituted for Division II teams and, in 1966, the Lambert Bowl was added for Division III schools.

1947	1972	1985	1998
1961	1973	1986	2005
1962	1974	1989	2008
1964	1975	1990	2009
1967	1977	1991	2013
1968	1978	1994	2016
1969	1981	1996	2017
1971	1982	1997	2019

EAST-WEST SHRINE GAME


1927.....	Bill Pritchard, b; Ken Weston, e
1928.....	George Delp, e
1930.....	Skip Stahley, e
1941.....	Leon Gajecski, c
1942.....	Len Krouse, b; Bill Smaltz, b
1944.....	Aldo Cenci, qb; John Jaffurs, g
1946.....	Chuck Drazenovich, qb; Bronco Kosanovich, c
1947.....	William Moore, t; Paul Weaver, b
1949.....	Larry Cooney, b; John Finlay, t; John Simon, g
1955.....	Don Bailey, qb; Jim Garrity, e; Otto Kneidinger, t; Lenny Moore, b; Frank Reich, c
1957.....	Ray Alberigi, fb; Milt Plum, qb; Sam Valentine, g
1958.....	Babe Caprara, b; Les Walters, e
1960.....	Jim Kerr, b
1963.....	Ralph Baker, c; Pete Liske, b
1965.....	Dick Gingrich, b; Glenn Ressler, g
1966.....	Dave Rowe, g
1971.....	Jack Ham, lb; Warren Koegel, c
1978.....	Chuck Correal, c; Eric Cunningham, g; Keith Dorney, t
1979.....	Mike Guman, rb; Irv Pankey, t
1981.....	Bill Dugan, t; Booker Moore, rb
1982.....	Sean Farrell, g; Chet Parlavecchio, lb
1983.....	Walker Lee Ashley, lb; Joel Coles, rb; Bill Contz, t
1984.....	Greg Gattuso, dt
1986.....	Lance Hamilton, db
1987.....	D.J. Dozier, rb; Don Graham, lb; Steve Smith, rb
1988.....	Pete Curkendall, dt
1989.....	Eddie Johnson, db
1992.....	Leonard Humphries, cb
1994.....	Lou Benfatti, dt
1997.....	Pete Marczyk, t
1998.....	Jim Nelson, lb
2001.....	Justin Kurpeikis, de; Kenny Watson, rb
2002.....	Bruce Branch, cb; Eric McCoo, rb
2005.....	Andrew Guman, s
2008.....	Anthony Morelli, qb
2009.....	Deon Butler, wr
2010.....	Jeremy Boone, p; Daryll Clark, qb; Andrew Quarless, te
2011.....	Ollie Ogbu, dt; Evan Royster, rb
2012.....	Nick Sukay, s
2013.....	Matt Stankiewicz, c
2014.....	Glenn Carson, lb; Stephen Obeng-Agyapong, s; John Urschel, g
2015.....	Miles Dieffenbach, g
2016.....	Kyle Carter, te; Anthony Zettel, dt
2017.....	Jason Cabinda, lb; Curtis Cothran, dt; Parker Cothren, dt; Grant Haley, cb; DaeSean Hamilton, wr
2019.....	Steven Gonzalez, g; John Reid, cb
2020.....	Lamont Wade, s
2021.....	Ellis Brooks, lb; Derrick Tangelo, dt
2022.....	Juice Scruggs, c; Mitchell Tinsley, wr
2023.....	Hunter Nourzad, c; Caedan Wallace, t

HULA BOWL

1949.....	Elwood Petchel, b; Sam Tamburo, e
1960.....	Richie Lucas, b
1961.....	Jim Kerr, b
1962.....	Bob Mitinger, e
1963.....	Roger Kochman, b; Dave Robinson, b
1964.....	Ralph Baker, c; Pete Liske, b; Harrison Rosdahl, c
1965.....	Glenn Ressler, g
1966.....	Joe Bellas, t
1967.....	Dave Rowe, t
1968.....	Rich Buzin, t; Bill Lenkaitis, c
1970.....	Jim Kates, mg; Dennis Onkotz, lb
1971.....	Jack Ham, lb; Warren Koegel, c
1972.....	Dave Joyner, t; Lydell Mitchell, rb
1973.....	Bruce Bannon, de; John Hufnagel, qb; John Skorupan, lb
1974.....	John Cappelletti, rb; Randy Crowder, dt
1976.....	Greg Buttle, lb; Tom Rafferty, g
1977.....	Brad Benson, t; Ron Crosby, lb
1978.....	Jimmy Cefalo, wr; Mickey Shuler, te; Randy Sidler, dt
1979.....	Matt Bahr, k; Scott Fitzkee, wr; Chuck Fusina, qb
1980.....	Lance Mehl, lb; Matt Suhey, rb
1981.....	Pete Kugler, dt
1982.....	Matt Bradley, db; Leo Wisniewski, dt
1983.....	Pete Speros, t; Curt Warner, rb
1984.....	Harry Hamilton, db; Kenny Jackson, wr
1985.....	Nick Haden, g
1986.....	Rogers Alexander, lb
1987.....	Chris Conlin, t; Tim Manoa, fb; Keith Radecic, c
1988.....	Pete Giftopoulos, lb; Mark Sickler, t
1989.....	Steve Wisniewski, g
1990.....	Rich Schonewolf, dt
1991.....	Frank Giannetti, dt; Willie Thomas, s
1992.....	Keith Goganious, lb
1994.....	Shelly Hammonds, cb
1996.....	Terry Killens, de; Brian Milne, fb; Freddie Scott, wr
1997.....	Kim Herring, s
1998.....	Joe Jurevicius, wr
1999.....	Brad Scioli, de
2001.....	Justin Kurpeikis, de; Tony Stewart, te
2002.....	Bob Jones, de
2003.....	Gus Felder, t; Joe Iorio, c; Shawn Mayer, s
2004.....	Gino Capone, lb; Yaacov Yisrael, s
2005.....	Derek Wake, lb
2006.....	Calvin Lowry, s; Scott Paxson, dt; Matthew Rice, de
2007.....	Jay Alford, dt; Ed Johnson, dt; Tim Shaw, lb
2019.....	Jan Johnson, lb
2022.....	Chris Stoll, ls



Joe Paterno's teams won 24 Lambert Trophies.



Davey O'Brien Award winner Kerry Collins.

POSTSEASON ALL-STAR GAMES

JAPAN BOWL

1976.....	Greg Buttle, lb; Tom Rafferty, g
1977.....	Brad Benson, t; Ron Crosby, de
1978.....	Jimmy Cefalo, wr; Neil Hutton, db; Mickey Shuler, te; Randy Sidler, dt
1979.....	Matt Bahr, k; Scott Fitzkee, wr; Chuck Fusina, qb
1980.....	Mike Guman, rb; Irv Pankey, te
1981.....	Pete Harris, db; Pete Kugler, dt; Booker Moore, rb
1982.....	Sean Farrell, g; Chet Parlavacchio, lb; Leo Wisniewski, t
1983.....	Mike McCloskey, te; Ken Kelley, lb; Dave Paffenroth, dt
1984.....	Kenny Jackson, wr; Scott Radecik, lb
1986.....	Todd Moules, g; Michael Zordich, cb
1987.....	Shane Conlan, lb; Ray Isom, s; Tim Johnson, de; Brian Siverling, te
1988.....	Marques Henderson, db
1989.....	Keith Karpinski, lb; Steve Wisniewski, g
1990.....	Brian Chizmar, lb; Andre Collins, lb; Roger Duffy, c; Blair Thomas, rb
1991.....	Frank Giannetti, dt; Leroy Thompson, rb
1992.....	Darren Perry, db; Paul Siever, g
1993.....	Reggie Givens, lb; O.J. McDuffie, wr

LAS VEGAS ALL-AMERICAN CLASSIC

2004.....	Dave Costlow, c; Sean McHugh, fb
2005.....	Zack Mills, qb

NFLPA COLLEGIATE BOWL

2012.....	Jon Rohrbaugh, sn; Andrew Szczerba, te
2013.....	Pete Massaro, de; Sean Stanley, de; Michael Zordich, rb
2017.....	Troy Apke, s (MVP)
2018.....	Koa Farmer, lb; Nick Scott, s
2020.....	Will Fries, t
2021.....	Eric Wilson, g
2022.....	Sean Clifford, qb; Mitchell Tinsley, wr

NORTH-SOUTH SHRINE GAME

1957.....	Jack Farls, e; Joe Sabol, g
1960.....	Hank Oppermann, e

OLYMPIA GOLD BOWL

1982.....	Mike Munchak, g
-----------	-----------------

SENIOR BOWL HALL OF FAME

1992.....	Franco Harris
2010.....	Larry Johnson
2016.....	Tamba Hali



Troy Apke was selected as the MVP of the 2018 NFLPA Collegiate Bowl

SENIOR BOWL

1953.....	Don Barney, g; Jim Dooley, c; Stew Scheetz, t
1954.....	Don Malinak, e
1955.....	Jim Garrity, e
1957.....	Walt Mazur, t; Milt Plum, b
1958.....	Les Walters, e
1959.....	Charles Ruslavage, c; Maury Schleicher, e
1960.....	Andy Stynchula, t
1962.....	Jim Smith, t
1963.....	Charlie Sieminski, g
1966.....	Don Kunit, b
1968.....	Mike McBath, t; Tim Montgomery, db
1969.....	Dave Bradley, t; Bob Campbell, rb; Ted Kwalic, te
1970.....	Chuck Burkhardt, qb; Charlie Pittman, rb; Mike Reid, dt
1972.....	Franco Harris, rb
1973.....	Gregg Ducatte, db
1974.....	John Cappelletti, rb; Gary Hayman, wr; Phil LaPorta, t; Mark Markovich, c; Ed O'Neil, lb
1976.....	Chris Bahr, k
1977.....	Kurt Allerman, lb; George Reihner, t
1979.....	Chuck Correal, c; Eric Cunningham, g; Keith Dorney, t; Bob Torrey, rb
1981.....	Herb Menhardt, k
1982.....	Vyto Kab, te; Paul Lankford, db; Jim Romano, c
1983.....	Ralph Giacomarro, p
1984.....	Kevin Baugh, wr; Ron Heller, t; Jon Williams, qb
1985.....	Tony Mumford, rb; Stan Short, t
1987.....	Tim Manoa, fb; Bob White, dt
1988.....	Trey Bauer, lb; Stan Clayton, t
1989.....	Eddie Johnson, db; Quintus McDonald, lb
1990.....	Andre Collins, lb; Sherrod Rainge, db; Dave Szott, g; Blair Thomas, rb
1991.....	Gary Brown, rb; Matt McCartin, t
1992.....	Keith Goganious, lb; Tony Sacca, qb
1993.....	John Gerak, g; Reggie Givens, lb; Greg Huntington, t
1994.....	Lou Benfatti, dt; Tyoka Jackson, dt
1995.....	Kerry Collins, qb; Brian Gelzheiser, lb
1996.....	Mike Archie, rb; Keith Conlin, t; Bobby Ingram, wr; Andre Johnson, t; Marco Rivera, g; Jon Witman, fb
1997.....	Brett Conway, k; Brandon Noble, dt
1998.....	Aaron Collins, lb; Mike McQueary, qb; Phil Ostrowski, g
1999.....	Cuncho Brown, te; Floyd Wedderburn, t
2000.....	Chafie Fields, wr; David Macklin, cb; Brandon Short, lb
2001.....	James Boyd, s; Rashard Casey, qb; Mike Cerimele, fb; Bhawoh Jue, cb; Kareem McKenzie, t
2003.....	Anthony Adams, dt; Michael Haynes, de; Bryant Johnson, wr; Larry Johnson, rb; Bryan Scott, cb
2004.....	Rich Gardner, cb
2006.....	Tamba Hali, de; Anwar Phillips, cb; Michael Robinson, qb
2007.....	Levi Brown, t; Tony Hunt, rb; Paul Posluszny, lb
2008.....	Dan Connor, lb
2009.....	Derrick Williams, wr
2010.....	Jared Odrick, dt
2012.....	Jack Crawford, de; D'Anton Lynn, cb; Johnnie Troutman, g
2013.....	Jordan Hill, dt
2014.....	DaQuan Jones, dt
2015.....	Adrian Amos, s; Deion Barnes, de; Mike Hull, lb; Donovan Smith, t
2016.....	Austin Johnson, dt; Jordan Lucas, s; Carl Nassib, de
2017.....	Marcus Allen, s; Christian Campbell, cb; Mike Gesicki, te; DaeSean Hamilton, wr
2018.....	Trace McSorley, qb; Amani Oruwareye, cb
2019.....	Cam Brown, lb; Robert Windsor, dt
2020.....	Michal Menet, c; Shaka Toney, de
2021.....	Tariq Castro-Fields, cb; Arnold Ebiketie, de; Jesse Luketa, de/lb; Jordan Stout, p
2021.....	Johnny Dixon, cb; Adisa Isaac, de; Theo Johnson, te



Austin Johnson participated in the 2016 Senior Bowl.

TEXAS VS. THE NATION ALL-STAR CHALLENGE

2008.....	Rodney Kinlaw, rb
2009.....	Gerald Cadogan, t; Jordan Norwood, wr; Rich Ohrnberg, g; Lydell Sargeant, cb; Anthony Scirrotto, s
2013.....	Matt McGloin, qb

THE VILLAGES GRIDIRON CLASSIC

2000.....	Mac Morrison, lb
2001.....	Rashard Casey, qb
2004.....	Deryck Toles, lb
2005.....	Paul Jefferson, fb

TROPICAL BOWL

2018.....	Kyle Vasey, ls
2019.....	Dan Chisena, wr



Tony Hunt participated in the 2007 Senior Bowl.

HISTORY & HONORS

FIRST-TEAM ALL-AMERICANS



W.T. "Mother" Dunn
Center; 1906



Bob Higgins
End; 1915, 1919



Percy W. "Red" Griffiths
Guard; 1920



Charley Way
Halfback; 1920




Glenn Killinger
Halfback; 1921



Harry "Light Horse" Wilson
Halfback; 1923



Joe Bedenk
Guard; 1923



Leon Gajewski
Center; 1940




Steve Suhey
Guard; 1947



Sam Tamburo
End; 1948



Sam Valentine
Guard; 1956



Richie Lucas
Quarterback; 1959




Bob Mitinger
End; 1961




Dave Robinson
End; 1962




Roger Kochman
Halfback; 1962




Glenn Ressler
Center/Middle Guard; 1964



Ted Kwalick
Tight End; 1967, 1968



Dennis Onkotz
Linebacker; 1968, 1969




Mike Reid
Defensive Tackle; 1969




Charlie Pittman
Running Back; 1969




Neal Smith
Safety; 1969




Jack Ham
Linebacker; 1970




Dave Joyner
Tackle; 1971



Lydell Mitchell
Running Back; 1971



Charlie Zapiec
Linebacker; 1971



Bruce Bannon
Defensive End; 1972




John Hufnagel
Quarterback; 1972



John Skorupan
Linebacker; 1972




John Cappelletti
Running Back; 1973




Randy Crowder
Defensive Tackle; 1973

102 All-America First-Team Selections
44 Consensus All-Americans
14 Unanimous Consensus All-Americans


FIRST-TEAM ALL-AMERICANS




Ed O'Neil
Linebacker; 1973




John Nessel
Tackle; 1974




Mike Hartenstine
Defensive End; 1974



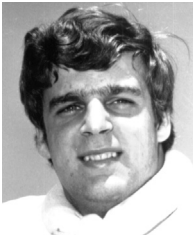
Chris Bahr
Kicker; 1975




Greg Buttle
Linebacker; 1975




Tom Rafferty
Guard; 1975



Kurt Allerman
Linebacker; 1976



Keith Dorney
Tackle; 1977, 1978



Randy Sidler
Middle Guard; 1977




Matt Bahr
Kicker; 1978



Bruce Clark
Defensive Tackle; 1978, 1979



Chuck Fusina
Quarterback; 1978




Pete Harris
Safety; 1978




Matt Millen
Defensive Tackle; 1978



Bill Dugan
Tackle; 1980




Sean Farrell
Guard; 1980, 1981




Curt Warner
Running Back; 1981, 1982




Walker Lee Ashley
Defensive End; 1982



Kenny Jackson
Wide Receiver; 1982, 1983



Mark Robinson
Safety; 1982




Michael Zordich
Safety; 1985



Shane Conlan
Linebacker; 1985, 1986




Chris Conlin
Tackle; 1986



D.J. Dozier
Running Back; 1986



Tim Johnson
Defensive Tackle; 1986




Steve Wisniewski
Guard; 1987, 1988



Andre Collins
Linebacker; 1989



Blair Thomas
Running Back; 1989




Darren Perry
Safety; 1991




O.J. McDuffie
Wide Receiver; 1992



Lou Benfatti
Defensive Tackle; 1993




Kyle Brady
Tight End; 1994



Ki-Jana Carter
Running Back; 1994



Kerry Collins
Quarterback; 1994



Bobby Engram
Wide Receiver; 1994




Jeff Hartings
Guard; 1994, 1995

HISTORY & HONORS

FIRST-TEAM ALL-AMERICANS




Kim Herring
Safety; 1996




Curtis Enis
Running Back; 1997



LaVar Arrington
Linebacker; 1998, 1999




Courtney Brown
Defensive End; 1999




Brandon Short
Linebacker; 1999




Michael Haynes
Defensive End; 2002




Larry Johnson
Running Back; 2002




Jimmy Kennedy
Defensive Tackle; 2002



Tamba Hall
Defensive End; 2005



Paul Posluszny
Linebacker; 2005, 2006




Dan Connor
Linebacker; 2006, 2007



Aaron Maybin
Defensive End; 2008



A.Q. Shipley
Center; 2008



Jared Odrick
Defensive Tackle; 2009




Stefen Wisniewski
Guard; 2010



Devon Still
Defensive Tackle; 2011



Hall of Fame linebacker Shane Conlan was a two-time first-team All-American.



Michael Mauti
Linebacker; 2012



Allen Robinson
Wide Receiver; 2013



Carl Nassib
Defensive End; 2015



Saquon Barkley
Running Back; 2017



Micah Parsons
Linebacker; 2019



Olumuyiwa Fashanu
Offensive Tackle; 2023

SECOND TEAM

1911 Dexter Very, e
1912 Dexter Very, e
1915 Bob Higgins, e
1917 Stan Czarnecki, g
1920 *George Brown, e
1920 Henry "Hinkey" Haines, hb
1921 Henry "Hinkey" Haines, hb
1921 *Ray Baer, g
1921 Joe Bedenk, g
1921 Joe Lightner, b
1921 Stan McCollum, e
1924 Jules Prevost, t
1943 John Jaffurs, g
1948 Fran Rogel, rb
1952 Jim Dooley, c
1954 *Lenny Moore, rb
1955 Lenny Moore, rb
1957 Les Walters, e
1959 Charlie Janerette, t
1962 *Chuck Sieminski, t
1967 Rich Buzin, t
1967 Tim Montgomery, s
1967 Dennis Onkotz, lb
1968 Mike Reid, dt

1969 Steve Smear, dt
1973 Charlie Getty, t
1973 Mark Markovich, g
1973 Dan Natale, te
1974 Greg Murphy, de
1977 Mickey Shuler, te
1979 Lance Mehl, lb
1979 Irv Pankey, g
1981 Mike Munchak, g
1981 Chet Parlavacchio, lb
1982 Scott Radecic, lb
1986 Ray Isom, s
1992 Lou Benfatti, dt
1995 Bobby Engram, wr
2005 Levi Brown, t
2005 Alan Zemaitis, cb
2006 Levi Brown, t
2008 Derrick Williams, wr
2009 NaVorro Bowman, lb
2012 Jordan Hill, dt
2014 Mike Hull, lb
2016 Saquon Barkley, rb
2017 Mike Gesicki, te

2019 Pat Freiermuth, te
2021 Jaquan Brisker, s
2021 Arnold Ebiketie, de
2021 Jordan Stout, p
2022 Olumuyiwa Fashanu, t
2022 Kalen King, cb
2022 Joey Porter Jr., cb
**Selected first team by an agency not recognized by the NCAA.*

THIRD TEAM

1898 C.A. "Brute" Randolph, g
1913 Eugene "Shorty" Miller, qb
1915 Bob "Punk" Berryman, b
1919 Charley Way, b
1922 Joe Bedenk, g
1927 John Roepke, b
1948 Paul Kelly, lb
1948 Elwood Petchel, b
1974 Jack Baiorunos, c
1983 Harry Hamilton, lb
1985 Todd Moules, g
1985 Tim Johnson, dt
1987 Trey Bauer, lb
1987 Pete Curkendall, dt
1987 Blair Thomas, rb

1988 Eddie Johnson, cb
1990 Frank Giannetti, dt
1992 Troy Drayton, te
1993 Bobby Engram, wr
1998 David Macklin, cb
2000 James Boyd, s
2006 Jay Alford, dt
2006 Jeremy Kapinos, p
2008 Jack Baier, g
2009 Dennis Landolt, t
2013 John Urschel, g
2017 Marcus Allen, s
2021 Jahan Dotson, wr
2023 Chop Robinson, de

FIRST-TEAM ALL-AMERICANS

W.T. (MOTHER) DUNN

Center, 1906, Youngstown, Ohio, selected by Walter Camp Football Foundation. Dunn, who earned All-America honors at the age of 29, died Nov. 19, 1962, in Hawaii, where he was a physician for many years.

BOB HIGGINS

End, 1915 and 1919, Corning, New York, selected by the International News Service (precursor to United Press International) in 1915 and Walter Camp Football Foundation in 1919. His 85-yard touchdown reception against Pittsburgh was immortalized in Knute Rockne's "Great Football Plays." Higgins served as Penn State's head coach from 1930-48. Upon his retirement, he lived in State College, Pennsylvania, until his death on June 6, 1969.

PERCY W. (RED) GRIFFITHS

Guard, 1920, Taylor, Pennsylvania, selected by the International News Service. Griffiths lettered in 1917 and was a stalwart lineman and letterman for Hugo Bezdek's 7-0-2 team of 1920. He also lettered in lacrosse in 1921 and graduated with a degree in chemistry. Griffiths coached football, basketball and baseball at Marietta (Ohio) College from 1921-27. He served as Marietta's mayor in 1938-39 and later represented Washington County and Ohio's 15th district as a Congressman. He retired to Clearwater, Florida, in 1952 and died there on June 12, 1983 at the age of 91.

CHARLEY WAY

Halfback, 1920, Downingtown, Pennsylvania, selected by Walter Camp Football Foundation. After a career with the Internal Revenue Service, he lived in Thorndale, Pennsylvania, until his death on Jan. 31, 1988.

GLENN KILLINGER

Halfback, 1921, Harrisburg, Pennsylvania, selected by Walter Camp Football Foundation. Killinger played professional football with the New York Giants (1926) before beginning a successful career as football and baseball coach, athletic director and dean at West Chester (Pa.) State College. He died July 25, 1988, in Stanton, Delaware.

HARRY (LIGHT HORSE) WILSON

Halfback, 1923, Sharon, Pennsylvania, selected by 500 Coaches and Percy Haughton. Wilson scored three touchdowns against both Pennsylvania and Navy. Wilson then transferred to Army, where he was picked as an All-American by Knute Rockne, Tad Jones and Pop Warner in 1926. Wilson died in Rochester, New York, on Oct. 26, 1990.

JOE BEDENK

Guard, 1923, Mansfield, Pennsylvania, selected by Walter Camp Football Foundation. Bedenk later served as baseball coach (1931-62) and as head football coach (1949). After his retirement, he lived in State College, Pennsylvania, until his death on May 2, 1978.

LEON GAJECKI

Center, 1940, Colver, Pennsylvania, selected by Newspaper Enterprise Association. Gajecki worked for Exxon and lived in Pitman, New Jersey, until his death on Nov. 2, 2000.

STEVE SUHEY

Guard, 1947, Cazenovia, New York, selected by Collier's, the Associated Press and International News Service. Three of the sons of Steve and Ginger Higgins Suhey (daughter of All-American and Nittany Lion head coach Bob Higgins) played for Penn State. Suhey was a salesman and lived in State College, Pennsylvania, until his death on January 8, 1977.

SAM TAMBURIO

End, 1948, New Kensington, Pennsylvania, selected by Collier's and International News Service. Tamburio, who played one season (1949) with the New York Bulldogs of the NFL, resided in New Kensington, Pennsylvania, until his death in December 1998.

SAM VALENTINE

Guard, 1956, DuBois, Pennsylvania, selected by the Football Writers (LOOK). Valentine was a division manager for BMI, Inc., in Chicago and lived in Michigan City, Indiana, until his death on January 17, 1985.

RICHIE LUCAS

Quarterback, 1959, Glassport, Pennsylvania, selected by United Press International, American Football Coaches Association, Football Writers (LOOK), Central Press Association, Sporting News, Newspaper Enterprise Association, The Football News, Movietone News and Hearst Syndicate. Lucas led Penn State in rushing (325 yards) and passed for 913 yards and five touchdowns, completing 58 of 117 passes in 1959. He also punted 20 times for a 34.0-yard average and returned five interceptions for 114 yards. Lucas played two seasons (1960-61) with Buffalo of the American Football League before starting a career in athletic administration at Penn State. He retired in 1998 as an assistant athletic director. He was inducted into the National Football Foundation College Football Hall of Fame in 1986.

BOB MITINGER

End, 1961, Greensburg, Pennsylvania, selected by the Football Coaches. Mitinger, who played in the Hula Bowl, caught two passes for 81 yards in his best offensive game; he was more noted for his defensive play. He played for San Diego (1963-64, 66, 68) in the American Football League. He was an attorney in State College, Pennsylvania, until his death on September 27, 2004.

DAVE ROBINSON

End, 1962, Moorestown, New Jersey, selected by the Associated Press, Football Writers (LOOK), Newspaper Enterprise Association and Time. Robinson, a ferocious defensive player, caught 17 passes for 178 yards as a senior. For many years, he was a NFL All-Pro linebacker with Green Bay (1963-72) and Washington (1973-74). He was inducted into the National Football Foundation College Football Hall of Fame in 1997 and enshrined in the Pro Football Hall of Fame in 2013.

ROGER KOCHMAN

Halfback, 1962, Wilkesburg, Pennsylvania, selected by U.S. Coaches. Kochman carried 120 times for 652 yards and four touchdowns as a senior. He played one season (1963) with the Buffalo Bills of the American Football League.

GLENN RESSLER

Center and middle guard, 1964, Dornsife, Pennsylvania, selected by U.S. Coaches, Newspaper Enterprise Association, Football Writers (LOOK), Sporting News, Time, NBC-TV, CBS-TV, New York Daily News, Helms Hall of Fame and The Football News. He won the Maxwell Award as the nation's outstanding player. Ressler was an All-Pro guard with Baltimore (1965-74) in the NFL. He was inducted into the National Football Foundation College Football Hall of Fame in December 2001.

TED KWALICK

Tight end, 1967 and 1968, McKees Rocks, Pennsylvania, selected by Football Coaches and Newspaper Enterprise Association in 1967 and the Associated Press, United Press International, Football Writers (LOOK), Newspaper Enterprise Association, American Football Coaches Association, Sporting News, Central Press Association, The Football News, New York Daily News and ABC-TV in 1968. In 1967, Kwalick caught 33 passes for 563 yards and four touchdowns. In 1968, he totaled 31 receptions for 403 yards and a pair of scores. He is Penn State's second two-time All-American. He enjoyed a successful NFL career with San Francisco (1969-74) and Oakland (1975-77). Kwalick was inducted into the National Football Foundation College Football Hall of Fame in December 1989.

DENNIS ONKOTZ

Linebacker, 1968 and 1969, Northampton, Pennsylvania, selected in 1968 by the Associated Press, United Press International, Football Writers (LOOK), The Football News, Central Press Association and New York Daily News and in 1969 by the Associated Press, United Press International, Football Writers (LOOK) and The Football News. In 1968, Onkotz had four interceptions, returned 18 punts for 208 yards and contributed 71 tackles. As a senior in 1969, he led the team with 97 tackles and 24 punt returns for 325 yards, including one score. Onkotz played briefly with the New York Jets (1970) of the NFL before suffering a career-ending leg injury. He was inducted into the National Football Foundation College Football Hall of Fame in December of 1995.

MIKE REID

Defensive tackle, 1969, Altoona, Pennsylvania, named to every All-American team. He had 87 tackles, returned an interception for a touchdown against Maryland and won the Outland Trophy as the nation's outstanding interior lineman. Reid was a NFL All-Pro defensive tackle with Cincinnati (1970-74) before retiring to become a professional musician and songwriter. He was inducted into the National Football Foundation College Football Hall of Fame in 1987. Following his retirement from football, Reid moved to Nashville and became a Grammy Award-winning music writer, producer and performer. He was a 1995 NCAA Silver Anniversary honoree.

CHARLIE PITTMAN

Halfback, 1969, Baltimore, Maryland, selected by the Football Coaches. Pittman led the Lions in rushing with 706 yards and 10 touchdowns on 149 carries, caught 10 passes for 127 yards and topped the team in scoring with 66 points. He played one season with St. Louis (1970) and another with Baltimore (1971) in the NFL.

NEAL SMITH

Safety, 1969, Port Trevorton, Pennsylvania, selected by United Press International, Newspaper Enterprise Association and New York Daily News. Smith led the team with 10 interceptions, returning one 70 yards for a score against Ohio University.

JACK HAM

Linebacker, 1970, Johnstown, Pennsylvania, named to every All-American team. Ham, who received the last scholarship in Penn State's 1966 recruiting class, had four interceptions and 91 tackles. He was inducted into the Pro Football Hall of Fame in 1988 after a 12-year career (1971-82) with Pittsburgh in the NFL. Ham was inducted into the National Football Foundation College Football Hall of Fame in 1990.

HISTORY & HONORS

DAVE JOYNER

Tackle, 1971, State College, Pennsylvania, selected by United Press International, The Football News, Gridiron, Walter Camp Football Foundation, American Football Coaches Association and the Football Writers Association of America. Joyner was an offensive captain of one of Penn State's most productive offensive teams of all-time. Joyner graduated from the Hershey Medical School and is an orthopaedic surgeon. He was the U.S. team physician at the 1992 Winter Olympic Games. He was inducted into the GTE/CoSIDA Academic All-America Hall of Fame in 1991. Joyner served as Penn State's athletics director from November 2011 until August 2014.

LYDELL MITCHELL

Halfback, 1971, Salem, New Jersey, selected by the Associated Press, The Football News and Gridiron. Mitchell led the nation in scoring (29 TD) and points (174), rushing 254 times for 1,567 yards and 26 touchdowns. He played in the NFL with Baltimore (1972-77), San Diego (1978-79) and the Los Angeles Rams (1980). He was inducted into the National Football Foundation College Football Hall of Fame in December 2004.

CHARLIE ZAPIEC

Linebacker, 1971, Philadelphia, Pennsylvania, selected by Newspaper Enterprise Association. Zapiec made 62 tackles and intercepted four passes his senior year. He played with Montreal in the Canadian Football League.

BRUCE BANNON

Defensive end, 1972, Rockaway, New Jersey, selected by American Football Coaches Association, Newspaper Enterprise Association, United Press International, Gridiron, The Football News and Walter Camp Football Foundation. Bannon played two seasons (1973-74) with Miami in the NFL.

JOHN HUFNAGEL

Quarterback, 1972, McKees Rocks, Pennsylvania, selected by the Associated Press and Walter Camp Football Foundation. Hufnagel completed 115 of 216 passes for 2,039 yards and 15 scores. He played 12 years with Saskatchewan in the Canadian Football League. After a coaching career in the CFL, Hufnagel served as the offensive coordinator of the New York Giants of the NFL (2004-06). He returned to the CFL as head coach of the Calgary Stampeders in 2008 and led the club to the Grey Cup title.

JOHN SKORUPAN

Linebacker, 1972, Beaver, Pennsylvania, selected by the Associated Press, Football Writers Association of America and Newspaper Enterprise Association. Skorupan had 106 tackles, including a season-high of 15 against Navy. He played linebacker in the NFL for Buffalo (1973-77) and the New York Giants (1978-80).

JOHN CAPPELLETTI

Halfback, 1973, Upper Darby, Pennsylvania, selected by the American Football Coaches Association, The Football News, Sporting News, Walter Camp Football Foundation, Associated Press, United Press International, Newspaper Enterprise Association and Time. Cappelletti also won the Heisman Trophy after rushing for 1,522 yards and 17 touchdowns on 286 carries. He had three consecutive 200-yard rushing days (then an NCAA record), including 220 yards against NC State. Cappelletti played in the NFL with the Los Angeles Rams (1974-78) and San Diego (1980-83). He was inducted into the National Football Foundation College Football Hall of Fame in 1993.

RANDY CROWDER

Defensive tackle, 1973, Farrell, Pennsylvania, selected by The Football News and United Press International. Crowder won Defensive Player of the Year honors from the Washington (D.C.) Pigskin Club. He was a defensive lineman for six years in the NFL with Miami (1974-76) and Tampa Bay (1978-80).

ED O'NEIL

Linebacker, 1973, Warren, Pennsylvania, selected by Walter Camp Football Foundation, Sporting News and Time. O'Neil played linebacker with Detroit (1974-79) and Green Bay (1980) in the NFL. He has coached in the collegiate ranks at Rutgers, Buffalo, Eastern Michigan and Indiana as well as in the World Football League and the Canadian Football League.

JOHN NESSEL

Tackle, 1974, Georgetown, Connecticut, selected by Walter Camp Football Foundation. After a brief stint in the NFL, Nessel became a technology education instructor.

MIKE HARTENSTINE

Defensive end, 1974, Bethlehem, Pennsylvania, selected by the Associated Press, American Football Coaches Association, Football Writers Association of America and United Press International. Hartenstine produced 108 tackles, recovered two fumbles and blocked a punt. He enjoyed a 13-year career with Chicago (1975-86) and Minnesota (1987) in the NFL.

CHRIS BAHR

Kicker, 1975, State College, Pennsylvania, selected by Time, United Press International, Walter Camp Football Foundation and Sporting News. Bahr led the Lions in scoring, while hitting four field goals from 50 yards out, including three 55-yarders. Bahr also punted for a 38.6-yard average. He played in the NFL with Cincinnati (1976-79), the Oakland/Los Angeles Raiders (1980-88) and San Diego (1989).

GREG BUTTLE

Linebacker, 1975, Linwood, New Jersey, selected by the Associated Press, The Football News, Football Writers Association of America, Time, United Press International, Walter Camp Football Foundation and Sporting News. Buttle led the team with 140 tackles, including 24 against West Virginia and intercepted three passes. He retired in 1984 after a nine-year career with the New York Jets (1976-84) of the NFL.

TOM RAFFERTY

Guard, 1975, Fayetteville, New York, selected by The Football News and the Football Writers Association of America. He played his entire professional career with Dallas (1976-89) of the NFL.

KURT ALLERMAN

Linebacker, 1976, Kinnelon, New Jersey, selected by United Press International. Allerman recorded 87 tackles and recovered a fumble. He played in the NFL with St. Louis (1977-79, 82-84), Green Bay (1980-81) and Detroit (1985).

KEITH DORNEY

Tackle, 1977 and 1978, Allentown, Pennsylvania, selected by the Football Writers Association of America in 1977 and in 1978 by the Associated Press, Football Writers Association of America, the American Football Coaches Association, Newspaper Enterprise Association, Sporting News, United Press International and Walter Camp Football Foundation. He played nine seasons with Detroit (1979-87) of the NFL. He was inducted into the National Football Foundation College Football Hall of Fame in December 2005.

RANDY SIDLER

Middle guard, 1977, Danville, Pennsylvania, selected by the Associated Press. Sidler's 65 tackles included four quarterback sacks and two others for losses.

MATT BAHR

Kicker, 1978, State College, Pennsylvania, selected by The Football News, Newspaper Enterprise Association, Sporting News, United Press International and Walter Camp Football Foundation. Bahr broke his brother's (Chris) NCAA percentage record, hitting 22-of-27 field goals (81.5 percent) to hold the record for several years. Four times he kicked four field goals in a game. He spent his NFL career with Pittsburgh (1979-80), San Francisco (1981), Cleveland (1981-89), the New York Giants (1990-92), Philadelphia (1993) and New England (1993-95).

BRUCE CLARK

Defensive tackle, 1978 and 1979, New Castle, Pennsylvania, selected by the Associated Press, The Football News, Football Writers Association of America, American Football Coaches Association and United Press International in 1978 and by The Football News, Football Writers Association of America, Sporting News, American Football Coaches Association, Newspaper Enterprise Association, Walter Camp Football Foundation and United Press International in 1979. In 1978, Clark had 51 tackles, including 21 for losses. He had four quarterback sacks and three fumbles recovered in winning the Lombardi Award as the nation's outstanding lineman/linebacker. In 1979, he missed the end of the season with a knee injury, but managed 40 tackles (seven for losses), three quarterback sacks and three fumbles recovered. He played with New Orleans (1983-88) and Kansas City (1989) of the NFL after spending several years in the Canadian Football League. Clark played in the World League of American Football in 1991-92.

CHUCK FUSINA

Quarterback, 1978, McKees Rocks, Pennsylvania, selected by the Associated Press, Football Writers Association of America, American Football Coaches Association, Newspaper Enterprise Association, United Press International and Walter Camp Football Foundation. Fusina led the Lions to an 11-0 regular-season, passing for 1,859 yards and 11 TDs (137-for-242), while winning the Maxwell Award as the nation's outstanding player. He played in the NFL with Tampa Bay (1979-82) and Green Bay (1986).

PETE HARRIS

Safety, 1978, Mount Holly, New Jersey, selected by United Press International. Harris led the nation with 10 interceptions and 155 return yards. He had 28 tackles, recovered two fumbles and broke up five passes. Harris died August 9, 2006 in West Palm Beach, Florida.

MATT MILLEN

Defensive tackle, 1978, Hokendauqua, Pennsylvania, selected by Walter Camp Football Foundation and United Press International. Millen made 54 tackles, including nine quarterback sacks, blocked a punt and caused two fumbles as a junior. He missed most of his senior year with an injury. He played with the Oakland/Los Angeles Raiders (1980-88), San Francisco (1989-90) and Washington (1991) of the NFL. He was the president and CEO of the NFL's Detroit Lions from 2000-08.

BILL DUGAN

Tackle, 1980, Hornell, New York, selected by the Football Coaches. Dugan played in the NFL with Seattle (1981-83), Minnesota (1984) and the New York Giants (1987).

SEAN FARRELL

Guard, 1980 and 1981, Westhampton Beach, New York, selected by The Football News in 1980 and by Walter Camp Football Foundation, The Football News, American Football Coaches Association, Football Writers Association of America, Associated Press, United Press International, Newspaper Enterprise Association and Sporting News in 1981. Farrell was a finalist for the Lombardi and Outland awards. He was the No. 1 choice of Tampa Bay in the 1982 NFL Draft and played there (1982-86) before time with New England (1987-89), Denver (1990-91) and Seattle (1992).

CURT WARNER

Tailback, 1981 and 1982, Pineville, West Virginia, selected by Walter Camp Football Foundation and United Press International in 1981 and by Senior Team in 1982. In 1981, Warner rushed for 1,044 yards and scored nine touchdowns. He led Penn State to its first national title in 1982, rushing for 1,041 yards and eight TDs and catching 24 passes for 335 yards and five scores. Warner gained 100 or more yards 18 times in his career, including the final five games. The No. 1 pick of Seattle in the 1983 NFL Draft, he played seven seasons (1983-89) there before signing with the Los Angeles Rams in 1990. He was inducted into the National Football Foundation College Football Hall of Fame in 2009.

WALKER LEE ASHLEY

Defensive end, 1982, Jersey City, New Jersey, selected by Athlon Publications. Ashley had 52 tackles, three fumbles recovered and two fumbles caused. He had seven tackles in the 1982 National Championship win over Georgia. He played with Minnesota (1983-88, 90) and Kansas City (1989) of the NFL.

KENNY JACKSON

Flanker, 1982 and 1983, Mount Holly, New Jersey, selected by the Associated Press in 1982 and by Newspaper Enterprise Association in 1983. Jackson was Penn State's first All-American wide receiver, catching 41 passes for 697 yards and seven TDs in 1982. He owned 27 school records after his senior year. Jackson, a No. 1 draft pick, played with Philadelphia (1984-88, 90-91) and Houston (1989) in the NFL. He served on the Penn State football coaching staff 1993-2000 and was an assistant coach with the Pittsburgh Steelers from 2001-03.

MARK ROBINSON

Safety, 1982, Silver Spring, Maryland, selected by the Football Writers Association of America, Newspaper Enterprise Association and Sporting News. Robinson finished second on the team with 70 tackles and intercepted four passes. He also had two interceptions and was credited with nine tackles in the National Championship win over Georgia. He played with Kansas City (1984-87) and Tampa Bay (1988-91) of the NFL.

MICHAEL ZORDICH

Strong safety, 1985, Youngstown, Ohio, selected by the Football Writers and Scripps-Howard. Zordich was credited with 60 tackles. His top play of 1985 came in the first minute of the opener at Maryland when he returned an interception 32 yards for a TD. He played for the New York Jets (1987-88), Phoenix (1989-93) and Philadelphia (1994-98) of the NFL. Zordich served as a Philadelphia Eagles assistant coach for two seasons (2011-12).

SHANE CONLAN

Outside linebacker, 1985 and 1986, Frewsburg, New York, selected by Newspaper Enterprise Association in 1985 and by Walter Camp Football Foundation, The Football News, Football Writers Association of America, American Football Coaches Association, Associated Press, United Press International and College and Pro Football Newsweekly in 1986. The sixth Penn State two-time All-American, Conlan led the 1986 squad in tackles with 79, including a team-high 63 solo stops. In the 1986 National Championship game with Miami (Fla.) in the Fiesta Bowl, Conlan's second interception and his 38-yard return to the five-yard line, set up the Lions' winning touchdown. The 1987 NFL Defensive Rookie of the Year and No. 1 draft pick of Buffalo, Conlan played with the Bills (1987-92) and the Los Angeles/St. Louis Rams (1993-95). He was inducted into the National Football Foundation College Football Hall of Fame in 2014.

CHRIS CONLIN

Tackle, 1986, Glenside, Pennsylvania, selected by the Football Writers Association of America. Although he missed two games with a knee injury, Conlin was one of eight players nominated for the Outland Trophy as the nation's top lineman. A three-year starter, he was chosen by Miami in the fifth round of the 1987 NFL Draft. He played with the Dolphins (1987) and Indianapolis (1990-91).

D.J. DOZIER

Halfback, 1986, Virginia Beach, Virginia, selected by Walter Camp Football Foundation. It was Dozier's 6-yard TD run in the 1987 Fiesta Bowl that brought the Lions their second National Championship. Dozier became the first back to lead Penn State in rushing four consecutive seasons when he posted 811 yards on 171 carries. Dozier was selected in the first round of the 1987 NFL Draft by Minnesota, where he spent four seasons (1987-90). He played with Detroit in 1991. He also played baseball in the New York Mets' farm system.

TIM JOHNSON

Defensive tackle, 1986, Sarasota, Florida, selected by Walter Camp Football Foundation. Johnson led the defensive linemen in tackles with 33 and made five sacks for 30 yards in losses. He was a sixth-round pick by Pittsburgh in the 1987 NFL Draft. He played with the Steelers (1987-89), Washington (1990-95) and Cincinnati (1996).

STEVE WISNIEWSKI

Guard, 1987 and 1988, Houston, Texas, selected by Sporting News in 1987 and by Sporting News and the Football Coaches (Kodak) in 1988. The third Penn State offensive lineman to win two-time All-American honors, Wisniewski was a three-year starter and capped his senior season by playing in the Hula and the Japan bowl games. Selected by the Dallas Cowboys as the first pick overall in the second round of the 1989 NFL Draft, he was immediately traded to the Los Angeles Raiders. Wisniewski played his entire career with the Raiders (1989-2001).

ANDRE COLLINS

Inside linebacker, 1989, Cinnaminson, New Jersey, selected by the Football Writers Association of America. One of five finalists for the Butkus Award as the nation's top linebacker, Collins' season total of 130 tackles is fourth-best in school history. He also tied Jack Ham's season and career records for punt blocks with three and four, respectively. A second-round pick of the Washington Redskins in the 1990 NFL Draft, he played with the Redskins (1990-94), Cincinnati (1995-97) and Chicago (1998-99).

BLAIR THOMAS

Tailback, 1989, Philadelphia, Pennsylvania, selected by Walter Camp Football Foundation and The Football News. Thomas was the first back in Penn State history to gain 1,300 or more yards in two seasons. His lifetime totals are 3,301 rushing and 4,512 all-purpose. Thomas came back from major reconstructive knee surgery to turn in a brilliant senior season with eight 100-yard games, including six straight to close the campaign, and 1,341 yards on 264 carries. He finished 10th in voting for the 1989 Heisman Trophy. As the No. 2 pick overall by the New York Jets in the 1990 NFL Draft, Thomas became the highest drafted Penn State player at the time since the first combined NFL-American Football League Draft in 1969. Thomas played with the Jets (1990-93), New England (1994), Dallas (1994) and Carolina (1995).

DARREN PERRY

Hero, 1991, Chesapeake, Virginia, selected by the Football Writers Association of America. Perry led the team with six interceptions, pushing his total to 15 for a share of second place on Penn State's career list. He had back-to-back touchdown interception returns (Boston College, Temple) to tie the Lions' season and career marks. Perry was a Top 20 finalist for the Jim Thorpe Award as the nation's top defensive back. He was an eighth-round pick of the Pittsburgh Steelers in the 1992 NFL Draft and played with the Steelers from 1992-98, after winning a starting spot as a rookie. He also played for Baltimore (1999) and New Orleans (2000). He was the safeties coach for the Green Bay Packers and has served as an assistant coach with the Pittsburgh Steelers (2003-06), the Oakland Raiders (2007-08) and Green Bay Packers (2009-17).

O.J. McDUFFIE

Wide receiver, 1992, Warrensville Heights, Ohio, selected by the Associated Press, United Press International, American Football Coaches Association, The Football News, Walter Camp Football Foundation and Athlon Publications. McDuffie broke or tied 15 Penn State receiving, return and all-purpose yardage records. He had a record 63 receptions for 977 yards in 1992. His career total of 125 catches and his season all-purpose yardage (1,831) were records at the time. McDuffie, the first wide receiver to make the list, is 12th on Penn State's all-time chart with 3,817 all-purpose yards. McDuffie played in the 1993 Japan Bowl. He was selected in the first round of the 1993 NFL Draft by the Miami Dolphins, the 25th player selected overall. He played nine seasons with the Dolphins (1993-2001).

LOU BENFATTI

Defensive tackle, 1993, Green Pond, New Jersey, selected by Walter Camp Football Foundation. Started all 49 games in his career and was Penn State's first semifinalist for the Lombardi Award since Sean Farrell in 1981. He was the 60th Penn Stater to earn first-team All-America recognition and the 45th under coach Joe Paterno. Benfatti recorded 64 tackles, six tackles for loss, five sacks, an interception, three pass breakups and one fumble recovery. He also forced a fumble in each of the last four regular-season games. Benfatti made 179 career tackles (109 solo), including 25 tackles for loss, 10 sacks and two interceptions. A team captain, he played in the 1994 East-West Shrine and Senior Bowl games. He played three seasons for the New York Jets (1994-96) after being selected in the third round of the 1994 NFL Draft.

HISTORY & HONORS

KYLE BRADY

Tight end, 1994, New Cumberland, Pennsylvania, selected by American Football Coaches Association and College Sports Magazine. Brady made his farewell season his best with 27 receptions for 365 yards and an average per catch of 13.5 yards — all career-highs. His intimidating blocking was an important element of Penn State's exceptional rushing attack, which ranked No. 6 nationally with 250.9 ypg. Brady was named first-team All-Big Ten for the second consecutive year. With 76 career receptions, Brady was second only to two-time All-America and Hall of Famer Ted Kwalick among Penn State tight ends at the end of his career. Brady, a first-round pick by the New York Jets in the 1995 NFL Draft (ninth player overall, third Nittany Lion in the first nine picks), played from 1995-98 with the Jets. He played eight seasons with Jacksonville (1999-2006) and one (2007) for the New England Patriots.

KI-JANA CARTER

Running back, 1994, Westerville, Ohio, selected by the Associated Press, United Press International, Football Writers Association of America, Walter Camp Football Foundation, American Football Coaches Association, Sporting News and College Sports Magazine. Carter staked a claim to being one of the most decorated Penn State running backs of all time with a junior season in which he was fourth nationally in rushing (139.9), second in scoring (10.8 ppg) and fifth in all-purpose yardage (158.4). Carter led the Big Ten Conference in all three categories. His 7.8 yards per carry easily was the best among the nation's Top 25 rushers. Carter enjoyed a career game in the season-finale with Michigan State by piling up 227 yards on 27 carries and scoring five touchdowns. Carter was runner-up to Rashaan Salaam of Colorado for the Heisman Trophy and a finalist for the Maxwell Award. His 1994 statistics included 1,539 yards rushing, the then-No. 2 season total in Penn State history, and 23 touchdowns. Carter was named co-MVP of the Rose Bowl with 156 rushing yards on 21 carries, including an 83-yard touchdown bolt on the Nittany Lions' first offensive play. Carter opted to forego his final season of eligibility to enter the pro draft, but still earned a position among Penn State's all-time Top 10 in rushing, ranking No. 5 at the time with 2,829 yards in his three seasons. When the Cincinnati Bengals selected him as the first overall player picked in the 1995 NFL Draft, Carter became the first Nittany Lion to be chosen No. 1. He spent six seasons with the Bengals (1995-2000), two years with Washington (2001-02) and two seasons with the New Orleans Saints (2003-04).

KERRY COLLINS

Quarterback, 1994, West Lawn, Pennsylvania, selected by the Associated Press, United Press International, The Football News, Football Writers Association of America, Walter Camp Football Foundation and Sporting News in 1994. He also captured two of college football's major postseason prizes - the Maxwell Award (nation's outstanding player) and the Davey O'Brien Award (nation's top quarterback). Collins finished fourth in the Heisman Trophy balloting and garnered Player of the Year honors from ABC-TV/Chevrolet and the Big Ten. Collins posted the fourth-best season passing efficiency mark in NCAA history (172.8). At the end of his career, he had broken Penn State season records for total offense (2,660), completions (176), passing yardage (2,679), completion percentage (66.7), yards per attempt (10.15) and passing efficiency (172.86). He also set the mark with 14 consecutive completions at Minnesota, which was broken by Trace McSorley in 2017. Collins was the linchpin of an explosive offense that shattered 14 school records and led the nation in scoring (47.8 ppg) and total offense (520.2 ypg.). The first-round pick of the Carolina Panthers in the 1995 NFL Draft and the fifth player selected overall, Collins enjoyed a 17-year career in the NFL. He played for Carolina (1995-98), the New Orleans Saints (part of the 1998 season), the New York Giants (1999-2003), Oakland Raiders (2004-05), Tennessee Titans (2006-10) and the Indianapolis Colts (2011). He capped the 2000 season by leading the Giants to Super Bowl XXXV. He will be inducted into the National Football Foundation College Football Hall of Fame on December 4, 2018.

BOBBY ENGRAM

Wide receiver, 1994, Camden, South Carolina, selected by the Walter Camp Football Foundation. Was the first Penn State receiver to amass more than 1,000 yards in a season, Engram was the initial recipient of the Biletnikoff Award, presented to the nation's top receiver. A three-time first-team All-Big Ten selection, Engram finished the 1994 season with 52 receptions and a record 1,029 yards. He ended his career by making 63 receptions, tied for most in school history, for 1,084 yards (breaking his own mark) and 11 touchdowns in 1995. He capped his career with his selection as the MVP of the 1996 Outback Bowl. Penn State's finest receiver, Engram held 12 school records upon his graduation. The Chicago Bears' second-round pick in the 1996 NFL Draft, he has played with the Bears (1996-2000), Seattle Seahawks (2001-08) and Kansas City Chiefs (2009). He is an assistant coach with the NFL's Baltimore Ravens.

JEFF HARTINGS

Guard, 1994 and 1995, St. Henry, Ohio, selected by the Associated Press and Walter Camp Football Foundation in 1994 and the American Football Coaches Association, United Press International, Walter Camp Football Foundation and Sporting News in 1995. Hartings was the cornerstone of a Penn State offensive line that surrendered only three sacks in all of 1994 and helped the Nittany Lions lead the nation in scoring and total offense, setting 14 school records. A starter in the final 31 games of his career at long guard, Hartings was the 11th Nittany Lion to twice earn first-team All-America honors. He was a three-time first-team All-Big Ten choice and a semifinalist for the Rotary Lombardi Award. Hartings also was just the fourth Lion selected to the GTE/CoSIDA Academic All-America first team on two occasions and was chosen a National Football Foundation and College Football Hall of Fame Scholar-Athlete. Hartings was selected by the Detroit Lions in the first round of the 1996 NFL Draft. Now retired, he played for the Lions (1996-2000) and the Pittsburgh Steelers (2001-06), earning All-Pro honors in 2004 and 2005.

KIM HERRING

Free safety, 1996, Solon, Ohio, selected by Sporting News. A three-year starter, Herring's seven interceptions in his senior season led the Big Ten and were tied for third nationally. Also chosen as an Associated Press second-team All-American and first-team All-Big Ten, his 13 career interceptions are the third-highest total in school history. He made 212 career tackles. Selected by the Baltimore Ravens in the second round of the 1997 NFL Draft, he played with the Ravens (1997-2000), the St. Louis Rams (2001-03) and Cincinnati Bengals (2004-05).

CURTIS ENIS

Tailback, 1997, Union City, Ohio, selected by the Associated Press, Football Writers Association of America and Walter Camp Football Foundation. Enis also was chosen a second-team All-American by Sporting News and was the Big Ten Offensive Player of the Year. In becoming the 12th Nittany Lion running back named a first-team All-American, Enis rushed for 1,363 yards on 228 attempts (6.0 avg.), a 123.9 ypg. average, and 19 touchdowns. He also made 25 catches for 215 yards and one score. He rushed for more than 100 yards in each of his last eight games to break Blair Thomas' school record. At the end of his career, his 17 career 100-yard games were tied for second-best in school annals. Enis became only the fifth Lion to rush for more than 1,000 yards twice in a career and had 3,256 career rushing yards, good for third place. Enis was selected in the first round of the 1998 NFL Draft by the Chicago Bears, the fifth pick overall. He retired after the 2000 season.

LaVAR ARRINGTON

Outside linebacker, 1998 and 1999, Pittsburgh, Pennsylvania, selected by Sporting News in 1998 and by the Associated Press, American Football Coaches Association, Football Writers Association of America, Walter Camp Football Foundation, Sporting News and The Football News in 1999. He also was a second-team All-American choice of the Associated Press and The Football News in 1998. In 1999, he was selected winner of the Butkus Award as the nation's top linebacker and Chuck Bednarik Award as the country's top defensive player. He also was a finalist for the Bronko Nagurski Trophy and Rotary Lombardi Award. The 12th Nittany Lion selected a two-time first-team All-American, Arrington finished ninth in balloting for the 1999 Heisman Trophy. Was the first sophomore selected Big Ten Defensive Player of the Year in 1998. In 1999, he made 72 tackles, with 20 TFL, nine sacks, one interception, one forced fumble, two fumble recoveries (one TD) and two blocked kicks. His leaping tackle over the offensive line of an Illinois runner was selected the 1998 Compaq Defensive Play of the Year. Arrington was selected by the Washington Redskins as the second overall pick of the 2000 NFL Draft and played with the Redskins (2000-05) and the New York Giants (2006), earning Pro Bowl honors in 2001, 2002 and 2003.

COURTNEY BROWN

Defensive end, 1999, Alvin, South Carolina, selected by the Associated Press, American Football Coaches Association, Football Writers Association of America, Walter Camp Football Foundation, Sporting News and The Football News. He also was a finalist for the Bronko Nagurski Trophy, Rotary Lombardi Award and Chuck Bednarik Award. Brown shattered school records for career tackles for loss (70) and sacks (33) and the season mark for TFL (29). A three-year starter, he was tied for third in Big Ten career TFL and was named 1999 Big Ten Defensive Player of the Year. He was the fourth Nittany Lion selected All-Big Ten three times and finished his career by earning the Hall Foundation Award as the team's Senior MVP. He made 55 tackles (33 solo), with 29 TFL (minus-150), 13.5 sacks (minus-107), an interception (TD) and three forced fumbles. The Cleveland Browns selected Brown as the first overall pick of the 2000 NFL Draft. He played with the Browns (2000-04) and Denver Broncos (2005-06).

BRANDON SHORT

Middle linebacker, 1999, McKeesport, Pennsylvania, selected by the Associated Press, Football Writers Association of America and Walter Camp Football Foundation. He also was chosen a second-team All-American by Sporting News and third-team by The Football News. A finalist for the Butkus Award as the nation's top linebacker, he and LaVar Arrington were the first teammates to be finalists for the honor. Chosen a team co-captain prior to the season, Short was a four-year starter and two-time first-team All-Big Ten pick. He concluded his superlative career second on the school's career tackles for loss list with 51, the 17th-best total in Big Ten annals. He also was sixth on the school career tackles list with 273. Just the 12th Nittany Lion to crack 100 tackles in a season, he had 10 or more stops six times in '99. Short led the Lions with 103 tackles (62 solo), including 12 TFL, four sacks, three pass breakups, a fumble recovery, an interception and a blocked kick. He was the North squad's Defensive MVP in the Senior Bowl. Short was selected by the New York Giants in the fourth round of the 2000 National League Draft and played with the Giants (2000-03, 06) and the Carolina Panthers in (2004-05).

MICHAEL HAYNES

Defensive end, 2002, Columbus, New Jersey, selected by the Football Writers Association of America. He also was a second-team All-America selection by the Associated Press and Sporting News. Haynes was one of four finalists for the inaugural Ted Hendricks Defensive End of the Year Award and was the 2002 Big Ten Defensive Player of the Year. He led the Big Ten in sacks (15.0 for minus-126 yards), tackles for loss (23 for minus-140 yards) and with a school-record seven forced fumbles. Haynes recorded 80 tackles, recovered one fumble, made four pass breakups and logged at least one tackle for loss in every game. His 15 sacks tied Larry Kubin's school season record and ranked fifth nationally. His 25.5 career sacks were good for third place at Penn State. A first-team All-Big Ten selection, his 23 TFL on the season were tied for second-best at Penn State. In the 2003 Senior Bowl, Haynes was selected the North's Defensive MVP. The Chicago Bears selected Haynes with the No. 14 overall pick in the first round of the 2003 NFL Draft. He played three seasons (2003-05) for the Bears and one year for the New Orleans Saints (2006).

LARRY JOHNSON

Running back, 2002, State College, Pennsylvania, selected by the American Football Coaches Association, Associated Press, Football Writers Association of America, Sporting News and Walter Camp Football Foundation. Johnson also was the recipient of the Maxwell and Walter Camp Player of the Year Awards and the Doak Walker Award, presented to the nation's top running back. He was third in balloting for the Heisman Trophy and was the Chevrolet National Offensive Player of the Year. A unanimous first-team All-Big Ten selection, Johnson became just the ninth player in NCAA Division I-A history — and the first in the 107-year history of the Big Ten Conference — to rush for more than 2,000 yards in the regular season. He finished the season with 2,087 yards on 271 carries, for an outstanding 7.7 average, and 20 rushing touchdowns. Johnson led the nation in rushing (160.5 ypg) and all-purpose yardage (204.2) and was fourth in scoring (10.8 ppg). He became the first Nittany Lion to lead the nation in rushing or all-purpose yardage. Johnson shattered the Penn State game rushing record three times and blew by the 200-yard mark on four occasions. His final record-breaking effort was a spectacular 327 yards at Indiana. He also tallied 279 yards against Illinois, 257 against Northwestern and 279 yards — all in the first half — in his home-finale with Michigan State. His 2,655 all-purpose yards in 2002 shattered the Penn State record by more than 800 yards and were the fifth-highest total in NCAA history. His 5,045 career all-purpose yards also were a school record. Johnson was selected by the Kansas City Chiefs in the first round of the 2003 NFL Draft. He played six seasons (2003-08) with the Chiefs and was selected All-Pro in 2005 and 2006. He set a NFL record in 2006 for the most carries in a season. Johnson joined the Cincinnati Bengals in 2009 and was with the Washington Redskins in 2010 and the Miami Dolphins in 2011.

JIMMY KENNEDY

Defensive tackle, 2002, Yonkers, New York, selected by Sporting News and Walter Camp Football Foundation. He also was a third-team All-America choice by the Associated Press. A four-year starter, Kennedy was named the 2002 Big Ten Defensive Lineman of the Year and was a two-time first-team All-Big Ten selection. He recorded 87 tackles during the 2002 season, second on the squad, and the most by a Penn State defensive tackle since starting Big Ten play in 1993. A semifinalist for the Lombardi Award, he ranked fourth in the Big Ten with 16 tackles for loss, made 5.5 sacks and broke up three passes in 2002. Kennedy finished his career with 39 tackles for loss. He tied the Penn State record with four sacks and made five tackles for loss in a win at Wisconsin. The St. Louis Rams made Kennedy the No. 12 overall selection in the first round of the 2003 NFL Draft. He played for the Rams (2003-06), the Chicago Bears (2007), split the 2008 season between the Jacksonville Jaguars and the Minnesota Vikings, and played for the Vikings in 2009 and 2010. He helped the New York Giants win Super Bowl XLVI during the 2011 season.

TAMBA HALI

Defensive end, 2005, Teaneck, New Jersey, selected by the American Football Coaches Association, Associated Press, Football Writers Association of America, Sporting News and Walter Camp Football Foundation. Hali was a finalist for the Nagurski Trophy, presented to the nation's top defensive player, and the Ted Hendricks Defensive End of the Year Award. Hali was a unanimous selection as the Big Ten Defensive Lineman of the Year and first-team All-Big Ten. He led the conference with 11.0 sacks and 17.0 tackles for loss. Hali made 65 tackles, with 17 TFL (minus-86), 11 sacks (minus-79), four pass breakups and a forced fumble, which the Lions recovered in the waning minutes to preserve a 17-10 win over Ohio State. Hali's 36 career TFL are tied for 11th in program history. The first-round pick of the Kansas City Chiefs in the 2006 NFL Draft, Hali played 12 seasons (2006-17) for the Chiefs. He led the AFC in sacks in 2010 and was selected to the Pro Bowl in 2010, 2011, 2012, 2013, 2014 and 2015. He is also a two-time second-team All-Pro selection.

PAUL POSLUSZNY

Outside linebacker, 2005 and 2006, Aliquippa, Pennsylvania, selected by the Associated Press, Football Writers Association of America, Sporting News and Walter Camp Football Foundation in 2005 and the Associated Press and Walter Camp Football Foundation in 2006. Posluszny became just the second two-time winner of the Chuck Bednarik Award, presented to the nation's top defensive player, in 2006. In 2005, he also won the Butkus Award, presented to the nation's top linebacker and was a finalist for the 2006 honor. The 13th Nittany Lion to be named a two-time first-team All-American, Posluszny also was a two-time finalist for the Rotary Lombardi Award. He was selected Big Ten Defensive Player of the Week a conference-record five times in his career. The Nittany Lions' first two-time team captain since 1968-69, he became Penn State's career tackle leader with 372. A starter in the last 37 games of his career, Posluszny became the first Nittany Lion to lead the team in tackles three times and to post three 100-tackle seasons, recording 116 in 2006. Posluszny also was a two-time first-team ESPN the Magazine Academic All-American and was selected the 2006 Academic All-American of the Year among Division I football players. He and Jeff Hartings (1994-95) are the only Nittany Lions to earn first-team All-America and Academic All-America honors twice. The Buffalo Bills' second pick of the second round in the 2007 NFL Draft, he played four seasons (2007-10) with the Bills and seven seasons for the Jacksonville Jaguars (2011-17).

DAN CONNOR

Linebacker, 2006 and 2007, Wallingford, Pennsylvania, selected by Sporting News in 2006 and the Associated Press, Walter Camp Football Foundation and ESPN.com in 2007. Connor was the recipient of the 2007 Chuck Bednarik Award, presented to the nation's top defensive player, giving Penn State three consecutive recipients of the honor. He also was a finalist for the Butkus Award and was a semifinalist for Walter Camp Player of the Year and the Rotary Lombardi Award. The 14th Nittany Lion to be named a two-time first-team All-American, Connor finished his career as Penn State's all-time leader with 419 tackles. A tri-captain, Connor was named Big Ten Defensive Player of the Week four times in his career and Walter Camp National Defensive Player of the Week twice in 2007. A starter in the last 33 games of his career, he made 145 stops in 2007, the second-highest total in school season history. Connor was a third-round pick of the Carolina Panthers in the 2008 NFL Draft. His first season with the Panthers was cut short by a torn ACL. He played for Carolina through 2011, with the Dallas Cowboys in 2012 and the New York Giants in 2013 before re-signing with Carolina for the remainder of the 2013 season.

AARON MAYBIN

Defensive end, 2008, Ellicott City, Maryland, selected by the Associated Press, Football Writers Association of America and Walter Camp Football Foundation. Sporting News and SI.com named him a second-team All-American. Maybin was one of three finalists for the Bednarik Award, presented to the nation's top defensive player, and was selected the 2008 National Defensive Player of the Year by the Pigskin Club of Washington, D.C. He also was among the six finalists for the Ted Hendricks Defensive End of the Year Award. A first-team All-Big Ten selection, Maybin was seventh in the nation with 12 solo sacks and was tied for ninth nationally with 20 tackles for losses. He made 49 tackles (30 solo) and also recorded three pass breakups during the 2008 season. He was the No. 11 overall selection, by the Buffalo Bills, in the 2009 NFL Draft. He played with the Buffalo Bills in 2009-10, the New York Jets (2011-12) and the Toronto Argonauts in the Canadian Football League (2013).

A.Q. SHIPLEY

Center, 2008, Coraopolis, Pennsylvania, selected by ESPN.com, the Football Writers Association of America and the Walter Camp Football Foundation. He also earned second-team All-America honors from the Associated Press and SI.com. Shipley was the recipient of the Dave Rimington Trophy, becoming the first Nittany Lion to be selected the nation's outstanding center since the award's inception in 2000. The 2008 Big Ten Offensive Lineman of the Year, Shipley anchored Penn State's offensive line, helping the Lions lead the Big Ten in total and scoring offense, ranking second in rushing and third in passing offense. He played a major role in helping Penn State lead the Big Ten (No. 4 in the nation) in fewest sacks allowed in 2008. A co-captain and first-team All-Big Ten selection in 2007 and '08, Shipley started the final 39 games of his career at center. He has played eight seasons in the NFL, including stints with the Indianapolis Colts (2012, 2014), the Baltimore Ravens (2013) and the Arizona Cardinals (2015-19).

JARED ODRICK

Defensive tackle, 2009, Lebanon, Pennsylvania, selected by the American Football Coaches Association and CBSsports.com. He also received All-America honors from the Associated Press, Sporting News and Rivals.com. Odrick became the sixth Penn State defensive lineman to earn first-team All-America accolades since 1999. The Big Ten coaches selected Odrick the 2009 Defensive Player of the Year and Defensive Lineman of the Year. He became the first interior defensive lineman selected for the Big Ten's top defensive honor since Dan Wilkinson in 1993. Odrick garnered first-team all-conference honors in consecutive years (2008, 2009). Odrick was fifth on the team with 43 tackles and had 11.0 tackles for loss (minus-72), a blocked field goal in the win at Northwestern during the 2009 season. Odrick played five seasons with the Miami Dolphins after being selected in the first round of the 2010 NFL Draft. He played for Jacksonville for two years (2015-16).

STEFEN WISNIEWSKI

Guard, 2010, Bridgeville, Pennsylvania, selected by the American Football Coaches Association. He also received All-America honors from the Associated Press, Walter Camp Football Foundation, CBSsports.com, Rivals.com and Scout.com. Wisniewski became the 11th Penn State offensive lineman to receive first-team All-America honors under Joe Paterno. He was first-team All-Big Ten in 2009 and 2010 and became the Nittany Lions' eighth three-time all-conference honoree. A starter in 38 of the last 39 games of his career, Wisniewski became the program's first three-time CoSIDA Academic All-American, earning first-team honors in 2009 and 2010. He also was selected a National Football Foundation College Football Hall of Fame Scholar-Athlete and was named to the AFCA Good Works Team. Wisniewski, a second-round pick by the Oakland Raiders in 2011, played four seasons with the Raiders before moving to the Jacksonville Jaguars in 2015. He was a member of the Super Bowl LII Champion Philadelphia Eagles, whom he played for from 2016-18 and the Super Bowl Champion Kansas City Chiefs in 2019.

HISTORY & HONORS

DEVON STILL

Defensive tackle, 2011, Wilmington, Delaware, selected by the Associated Press, Walter Camp Football Foundation, Football Writers Association of America, Sporting News, Pro Football Weekly, CBSsports.com, ESPN.com, SI.com, Rivals.com, FoxSportsNet.com and Yahoo! Sports. Still became the sixth Penn State defensive lineman to earn first-team All-America accolades since 2002. Still was a finalist for the Chuck Bednarik Award, Bronko Nagurski Trophy and Outland Trophy. A two-year starter, who overcame two serious injuries early in his career, Still was selected the 2011 Big Ten Smith-Brown Defensive Lineman of the Year and the conference's Nagurski-Woodson Defensive Player of the Year. He was second in the Big Ten in solo tackles for loss with 15, made 4.5 sacks (minus-36) and recorded 55 total tackles, with one forced fumble and one fumble recovery. He was selected by the Cincinnati Bengals in the second round of the 2012 NFL Draft and played three seasons with the Bengals. He also spent one season with the Houston Texans (2016).

MICHAEL MAUTI

Linebacker, 2012, Mandeville, Louisiana, selected by ESPN.com. He was a semifinalist for the Butkus Award and was the Big Ten Butkus-Fitzgerald Linebacker of the Year. Returning to the field after his second serious knee injury, Mauti earned first-team All-Big Ten honors. A passionate leader and team co-captain, Mauti was the only Big Ten player ranked in the top 10 in the conference in tackles (6th, 96), interceptions (7th, 3) and forced fumbles (3rd, 3). He also led the Big Ten in interception return yards (125). Mauti recorded 4.0 TFL, 2.5 sacks (minus-25), three interceptions, three forced fumbles, one fumble recovery and two pass breakups in 2012. He was selected Penn State's 2012 Outstanding Senior Player. He played for the Minnesota Vikings (2013-14) after being a seventh-round pick in the 2013 NFL Draft. He joined the New Orleans Saints from 2015-17.

ALLEN ROBINSON

Wide receiver, 2013, Southfield, Michigan, selected by Sporting News and CBSsports.com. Robinson also earned second-team All-America honors from the Football Writers Association of America and SI.com and third-team accolades by the Associated Press. The 2012 and 2013 Big Ten Richter-Howard Receiver of the Year, Robinson was the first player since at least 1985 to lead the conference in receptions and receiving yardage in consecutive seasons. His combined 174 receptions and 2,445 receiving yards in 2012-13 rank No. 3 in Big Ten history for consecutive seasons. A semifinalist for the 2013 Biletnikoff Award as a junior, Robinson attained first-team All-Big Ten honors from the coaches and media in 2012 and '13. He led the Big Ten with school season records in receptions (97) and receiving yardage (1,432) for the second consecutive year. He made six TD catches in 2013 (17 career, fifth place). At the end of his career, Robinson ranked second in school history in career receptions (177) and career receiving yardage (2,474 yards), with numbers compiled almost entirely in the 2012 and 2013 seasons (3 catches for 29 yards in 2011). His eight 100-yard receiving games in 2013 also were a Penn State season record. Allen played for the Jacksonville Jaguars, who selected him in the second round of the 2014 NFL Draft, for four seasons (2014-17). He was selected to the Pro Bowl in 2015. Robinson played with the Chicago Bears from 2018-21 before joining the Los Angeles Rams (2022) and Pittsburgh Steelers (2023).

CARL NASSIB

Defensive end, 2015, West Chester, Pennsylvania, selected first-team All-American by American Football Coaches Association, Football Writers Association of America, Walter Camp Football Foundation, Associated Press, Sporting News, ESPN.com, SI.com, CBSsports.com and Athlon Sports. Nassib became the 13th unanimous consensus All-American in program history and the 41st overall after a superb senior campaign. He was also the winner of the 46th Rotary Lombardi Award for the nation's top lineman (offense or defense) or linebacker, the 14th Ted Hendricks Award for the nation's top defensive end and the Lott IMPACT Trophy for the top defensive player that represent the qualities embodied by Hall of Famer Ronnie Lott – Integrity, Maturity, Performance, Academics, Community and Tenacity. He was named the CBSsports.com National Defensive Player of the Year, as well. Nassib was also a finalist for the Bursworth Trophy (top player who started his career as a walk-on), the Nagurski Trophy (nation's top defensive player) and Bednarik Award (nation's top defensive player). The West Chester, Pennsylvania native was picked as the Big Ten's Nagurski-Woodson Defensive Player of the Year and earned first team All-Big Ten honors. Despite playing only four snaps in the last two regular-season games due to injury, Nassib led FBS in sacks (15.5) and forced fumbles (6) and was 11th in FBS and second in the Big Ten in tackles for loss (19.5). He became the first Nittany Lion to lead the nation in sacks and forced fumbles and joined placekicker Matt Bahr (1978) and running back Larry Johnson (2002) as the only Penn Staters to lead the nation in two statistical categories in the same season. He was the first Nittany Lion to lead the country in a statistical category since Larry Johnson's 2002 rushing title. With one sack at Northwestern, Nassib broke the Penn State single-season sacks record by upping his total to 15.5. He surpasses the mark of 15 sacks set by Larry Kubin (1979) and Michael Haynes (2002). Nassib was selected in the third round of the 2016 NFL Draft by the Cleveland Browns. He played for the Browns from 2016-17, before moving to the Tampa Bay Buccaneers (2018-19, 2022) and Las Vegas Raiders (2020-21).

SAQUON BARKLEY

Running back, 2017, Coplay, Pennsylvania, became the 100th first-team All-American in program history after being selected as first-team All-America running back by American Football Coaches Association and Walter Camp Football Foundation and first-team all-purpose player by the Associated Press, Football Writers Association of America, CBSsports.com, ESPN.com, Phil Steele, Sports Illustrated and The Athletic. Barkley became the 14th unanimous consensus All-American in program history and the 42nd overall. He was the recipient of the Paul Hornung Award, as major college football's most versatile player, and finished fourth in the Heisman Trophy voting, the highest finish by a Penn State player since 2002. Barkley was also a finalist for the Maxwell Award, Doak Walker Award, Lombardi Award and Walter Camp Player of the Year Award. He won his second-straight Chicago Tribune Silver Football for the conference's top player, becoming the fifth student-athlete in Big Ten history to win the honor twice since the award's inception in 1924. Barkley also claimed the Big Ten's Graham-George Offensive Player of the Year and Ameche-Dayne Running Back of the Year awards for the second-straight season. In addition, he claimed the Rodgers-Dwight Big Ten Return Specialist of the Year. Barkley finished his career as Penn State's all-time leader in rushing touchdowns (43), total touchdowns (53), all-purpose yards (5,538) receiving yards by a running back (1,157), receptions by a running back (102) and finished second in rushing yardage (3,843) and scoring (318). He is the only player in Penn State history and just the fourth Big Ten student-athlete to gain 3,000 rushing and 1,000 receiving yards in a career. Barkley was the No. 2 overall selection in the 2018 NFL Draft by the New York Giants. He was the highest Nittany Lion selected since Courtney Brown was the No. 1 overall pick of the 2000 NFL Draft. He was selected as the NFL's Rookie of the Year in 2018 and is a three-time Pro Bowl selection (2018, 2022, 2023). Barkley signed with the Philadelphia Eagles ahead of the 2024 season.

MICAH PARSONS

Linebacker, 2019, Harrisburg, Pennsylvania, tabbed first team All-American by the Associated Press, USA Today, ESPN, the AFCA, Sports Illustrated, Bleacher Report and Pro Football Focus. Parsons became the 43rd overall consensus All-American in program history. The sophomore was voted the Butkus-Fitzgerald Linebacker of the Year in the Big Ten, becoming the first sophomore in Big Ten history to win the award. Parsons was additionally a finalist for the Butkus Award and a semifinalist for the Bednarik Award. During the 2019 campaign, Parsons finished the season with 10 or more tackles in three straight games and six of the final seven games. He ranked fifth in the Big Ten averaging 8.4 tackles per game, while ranking third in the league and sixth nationally forcing 0.31 fumbles per contest. In the Cotton Bowl victory over Memphis, Parsons tied a career high with 14 tackles with 10 of those coming in the first half. He registered a career-high three tackles for loss, two sacks and two forced fumbles against the Tigers. He reached the 100-tackle mark, becoming the first Penn State player since Marcus Allen in 2016 to reach the feat. Parsons finished his career tied for seventh all-time at Penn State with six forced fumbles. Parsons was selected 12th overall in the 2021 NFL Draft by the Dallas Cowboys. He was the highest drafted Penn State defensive player since Aaron Maybin went 11th overall to the Buffalo Bills in 2009. Additionally, Parsons was the first Nittany Lion defensive player drafted in the first round since Jared Odrick (2010; 28th overall to the Miami Dolphins) and the first PSU linebacker selected in the first round since LaVar Arrington (2000; second overall to the Washington Redskins). Parsons is a three-time All-Pro First Team selection (2021, 2022, 2023).

OLUMUYIWA FASHANU

Offensive Tackle, 2023, Waldorf, Maryland, named first team All-American by the Associated Press, AFCA, Sporting News, the Walter Camp Foundation, The Athletic, CBS Sports, Sports Illustrated and USA Today, while being tabbed second team All-American by the FWA. Fashanu became Penn State's 44th overall consensus All-American and the first PSU offensive lineman to be named a consensus All-American since Jeff Hartings in 1995. He was the first Nittany Lion to collect All-American honors from multiple NCAA-recognized outlets since Stefan Wisniewski and was PSU's first offensive lineman to earn All-American honors in back-to-back years since Levi Brown (2005, 2006). Fashanu was selected the Rimington-Pace Big Ten Offensive Lineman of the Year. He was named first-team All-Big Ten by the coaches and media. A team captain in 2023, Fashanu was a finalist for the William V. Campbell Trophy. Fashanu was a semifinalist for the Lombardi Award and was a member of the Outland Trophy and Walter Camp Player of the Year Award watch lists. He appeared in 29 games and made 22 starts at left tackle as a Nittany Lion. Fashanu allowed no sacks and 11 pressures in 382 pass blocking snaps in 2023 after giving up zero sacks in 281 pass blocking snaps in 2022. With Fashanu anchoring the line, the Nittany Lions did not allow a sack against Delaware, Iowa or Rutgers and tallied at least 400 total yards in six games in 2023. Fashanu was the 11th overall selection in the 2024 NFL Draft by the New York Jets. He was Penn State's highest overall draft pick since Saquon Barkley was selected second overall by the New York Giants in 2018.

BIG TEN HONOREES

DAVE MCCLAIN COACH OF THE YEAR (MEDIA)

1994..... Joe Paterno
2005..... Joe Paterno
2008..... Joe Paterno
2012..... Bill O'Brien
2016..... James Franklin

HAYES-SCHEMBECHLER COACH OF THE YEAR (COACHES)

2012..... Bill O'Brien

CHICAGO TRIBUNE SILVER FOOTBALL

(Big Ten's Best Player)

1994..... Kerry Collins, qb
2005..... Michael Robinson, qb
2009..... Darryll Clark, qb (shared)
2016..... Saquon Barkley, rb (shared)
2017..... Saquon Barkley, rb

CHICAGO TRIBUNE SILVER FOOTBALL NOMINEES

(Team Most Valuable Player)

1993..... Lou Benfatti, dt
1995..... Bobby Engram, wr
1996..... Brandon Noble, dt
1997..... Mike McQueary, qb
1998..... Brad Scioli, de
1999..... Courtney Brown, de
2000..... Justin Kurpeikis, de
2001..... John Gilmore, te
2002..... Larry Johnson, rb
2003..... Sean McHugh, fb
2004..... Zack Mills, qb
2006..... Paul Posluszny, lb
2007..... Dan Connor, lb
2008..... Derrick Williams, wr
2010..... Brett Brackett, wr
2011..... Devon Still, dt
2012..... Michael Mauti, lb
2013..... DaQuan Jones, dt
2014..... Mike Hull, lb
2015..... Carl Nassib, de
2018..... Trace McSorley, qb

GRAHAM-GEORGE OFFENSIVE PLAYER OF THE YEAR

1994..... Kerry Collins, qb
1997..... Curtis Enis, rb
2005..... Michael Robinson, qb
2016..... Saquon Barkley, rb
2017..... Saquon Barkley, rb

NAGURSKI-WOODSON DEFENSIVE PLAYER OF THE YEAR

1998..... LaVar Arrington, lb
1999..... Courtney Brown, de
2002..... Michael Haynes, de
2009..... Jared Odrick, dt
2011..... Devon Still, dt
2015..... Carl Nassib, de

AMECHE-DAYNE RUNNING BACK OF THE YEAR

2016..... Saquon Barkley
2017..... Saquon Barkley

RIMINGTON-PACE OFFENSIVE LINEMAN OF THE YEAR

2008..... A.Q. Shipley, c
2024..... Olumuyiwa Fashanu, ot

RICHTER-HOWARD RECEIVER OF THE YEAR

2012..... Allen Robinson
2013..... Allen Robinson

KWALICK-CLARK TIGHT END OF THE YEAR

2020..... Pat Freiermuth

SMITH-BROWN DEFENSIVE LINEMAN OF THE YEAR

1999..... Courtney Brown, de
2002..... Jimmy Kennedy, dt
2005..... Tamba Hali, de
2009..... Jared Odrick, dt
2011..... Devon Still, dt

BUTKUS-FITZGERALD LINEBACKER OF THE YEAR

2012..... Michael Mauti
2014..... Mike Hull
2019..... Micah Parsons

EDDLEMAN-FIELDS PUNTER OF THE YEAR

2021..... Jordan Stout

RODGERS-DWIGHT RETURN SPECIALIST OF THE YEAR

2017..... Saquon Barkley

THOMPSON-RANDLE EL FRESHMAN OF THE YEAR

1995..... Curtis Enis, rb (media)
2012..... Deion Barnes, de
2013..... Christian Hackenberg, qb
2022..... Nicholas Singleton, rb

ALL-BIG TEN FIRST TEAM

1993..... Kyle Brady, te
Bobby Engram, wr
Jeff Hartings, g
Tyoka Jackson, dt

1994..... Kyle Brady, te
Ki-Jana Carter, rb
Kerry Collins, qb
Bobby Engram, wr
Brian Gelzheiser, lb
Jeff Hartings, g
Brian Miller, cb

1995..... Bobby Engram, wr
Jeff Hartings, g
Brian Miller, cb

1996..... Brett Conway, k
Curtis Enis, rb
Kim Herring, s
Brian Miller, cb

1997..... Curtis Enis, rb
Phil Ostrowski, g

1998..... LaVar Arrington, lb
Courtney Brown, de
David Macklin, cb
Brad Scioli, de
Brandon Short, lb
Floyd Wedderburn, t

1999..... LaVar Arrington, lb
Courtney Brown, de
Kareem McKenzie, t
Brandon Short, lb

2000..... James Boyd, s
Justin Kurpeikis, de

2001..... Jimmy Kennedy, dt

2002..... Michael Haynes, de
Bryant Johnson, wr
Larry Johnson, rb
Jimmy Kennedy, dt

2005..... Levi Brown, t
Tamba Hali, de
Calvin Lowry, s
Scott Paxson, dt
Paul Posluszny, lb
Alan Zemaitis, cb

2006..... Paul Posluszny, lb
Anthony Scirrotto, s

2007..... Jeremy Boone, p
Dan Connor, lb
Maurice Evans, de
Justin King, cb
A.Q. Shipley, c

2008..... NaVorro Bowman, lb
Gerald Cadogan, t
Darryll Clark, qb
Kevin Kelly, k
Aaron Maybin, de
Jared Odrick, dt
Rich Ohrnberger, g
Anthony Scirrotto, s
A.Q. Shipley, c
Derrick Williams, wr

2009..... NaVorro Bowman, lb
Darryll Clark, qb
Dennis Landolt, t
Jared Odrick, dt
Evan Royster, rb
Stefen Wisniewski, c

2010..... Stefen Wisniewski, g
2011..... Gerald Hodges, lb
Devon Still, dt

2012..... Kyle Carter, te
Jordan Hill, dt
Michael Mauti, lb
Allen Robinson, wr
Matt Stankiewicz, c
John Urschel, g

2013..... DaQuan Jones, dt
Allen Robinson, wr
John Urschel, g

2014..... Mike Hull, lb
Anthony Zettel, dt

2015..... Carl Nassib, de

2016..... Saquon Barkley, rb
Tyler Davis, k

2017..... Marcus Allen, s
Saquon Barkley, rb/rs
Mike Gesicki, te

2018..... Yetur Gross-Matos, de
Amani Oruwariye, cb

2019..... Yetur Gross-Matos, de
Micah Parsons, lb

2020..... Pat Freiermuth, te
Jayson Oweh, de
Shaka Toney, de

2021..... Jaquan Brisker, s
Jahan Dotson, wr
Arnold Ebiketie, de
Jordan Stout, p

2022..... Joey Porter Jr., cb

2023..... Abdul Carter, lb
Olumuyiwa Fashanu, t
Adisa Isaac, de
Chop Robinson, de

ALL-BIG TEN SECOND TEAM

1993..... Lou Benfatti, dt
Derek Bochna, s
Ki-Jana Carter, rb
Brian Gelzheiser, lb
Shelly Hammonds, cb

1994..... Todd Atkins, de
Bucky Greeley, c
Tony Pittman, cb
Marco Rivera, g
Freddie Scott, wr
Willie Smith, lb
Phil Yeboah-Kodie, lb

1995..... Keith Conlin, t
Brett Conway, k
Andre Johnson, t
Terry Killens, de

1996..... Aaron Collins, lb
Brandon Noble, dt
Keith Olsommer, te

1997..... Courtney Brown, de
Aaron Collins, lb
Joe Jurevicius, wr
Jim Nelson, lb

1998..... Kareem McKenzie, g

1999..... Eric Cole, c/g
Chafie Fields, wr
David Macklin, cb

2000..... Kareem McKenzie, t
Tony Stewart, te

2002..... Gino Capone, lb
Shawn Mayer, s

2003..... Yaacov Yisrael, s
Alan Zemaitis, cb

2004..... Tamba Hali, de
Paul Posluszny, lb
Alan Zemaitis, cb

2005..... Jay Alford, dt
Tony Hunt, rb
Matthew Rice, de
Michael Robinson, qb

2006..... Jay Alford, dt
Levi Brown, t
Dan Connor, lb
Tony Hunt, rb
Jeremy Kapinos, p
Justin King, cb

2007..... Sean Lee, lb
Rich Ohrnberger, g

2008..... Deon Butler, wr
Evan Royster, rb
Lydell Sargeant, cb
Stefen Wisniewski, g

2009..... Jeremy Boone, p
Josh Hull, lb
Sean Lee, lb

2010..... Ollie Ogbu, dt
Evan Royster, rb

2011..... Jack Crawford, de
Anthony Fera, k
Silas Redd, rb
Nick Sukay, s

2012..... Gerald Hodges, lb

2014..... Sam Ficken, k
DaeSean Hamilton, wr

2015..... Saquon Barkley, rb
Chris Godwin, wr
Austin Johnson, dt

2016..... Mike Gesicki, te
Trace McSorley, qb
Garrett Sickles, de

2017..... Jason Cabinda, lb
Blake Gillikin, p
DaeSean Hamilton, wr
Trace McSorley, qb
Amani Oruwariye, cb
DeAndre Thompkins, rs

2018..... Trace McSorley, qb
Miles Sanders, rb

2019..... Pat Freiermuth, te
Steven Gonzalez, ol
KJ Hamler, wr
Shaka Toney, de

HISTORY & HONORS

BIG TEN HONOREES

2020..... Will Fries, ol
Mike Miranda, g

2021..... Ellis Brooks, lb
PJ Mustipher, dt

2022..... Abdul Carter, lb
Olumuyiwa Fashanu, ol
PJ Mustipher, dt
Nicholas Singleton, rb

2023..... Kaytron Allen, rb
Alex Felkins, k
Daequan Hardy, rs
Kalen King, cb
Hunter Nourzad, c

ALL-BIG TEN THIRD TEAM

2015..... Anthony Zettel, dt

2016..... Evan Schwan, de
Jason Cabinda, lb
Marcus Allen, s
Chris Godwin, wr

2017..... Ryan Bates, ol
Shareef Miller, de

2018..... Ryan Bates, ol
Connor McGovern, ol
Shareef Miller, de

2019..... Cam Brown, lb
Tariq Castro-Fields, cb
Robert Windsor, dt

2020..... Jaquan Brisker, s
Jahan Dotson, wr
Michal Menet, c
Joey Porter Jr., cb
Lamont Wade, s
Rasheed Walker, ot

2021..... Ji'Ayir Brown, s
Jahan Dotson, rs
Jesse Luketa, de
Joey Porter Jr., cb
Brandon Smith, lb
Rasheed Walker, ol

2022..... Ji'Ayir Brown, s
Adisa Isaac, de
Kalen King, cb
Juice Scruggs, ol
Nicholas Singleton, rb
Brenton Strange, te

ALL-BIG TEN HONORABLE MENTION

1993..... Craig Fayak, k
Derick Pickett, t
Lee Rubin, s

1994..... Brett Conway, k
Chris Mazzyck, dt

1995..... Todd Atkins, de
Kim Herring, s
Marco Rivera, g

1996..... Gerald Filardi, lb
Wally Richardson, qb

1997..... Matt Fornadel, dt
Shawn Lee, s
Mike McQueary, qb
Pat Pidgeon, p
Brandon Short, lb

1998..... Eric Cole, c
Anthony King, cb
Shawn Lee, s
Mac Morrison, lb
Pat Pidgeon, p

1999..... Askari Adams, s
John Blick, t
Travis Forney, k
Justin Kurpeikis, de
Eric McCoo, rb
Mac Morrison, lb
Pat Pidgeon, p

2000..... Bhawoh Jue, cb
Jimmy Kennedy, dt
Ryan Primanti, k

2001..... Anthony Adams, dt
Bruce Branch, cb
John Gilmore, te
Bryant Johnson, wr

2002..... Anthony Adams, dt
Gus Felder, t
Rich Gardner, cb
Joe Iorio, c
Tyler Lenda, g
Zack Mills, qb
David Royer, p
Bryan Scott, cb
Casey Williams, te

2003..... Gino Capone, lb
Rich Gardner, cb

2004..... Andrew Guman, s
Jeremy Kapinos, p

2005..... Deon Butler, wr
Chris Harrell, s
Jeremy Kapinos, p

2006..... Ed Johnson, dt
Deon Butler, wr
Tim Shaw, de
A.Q. Shipley, c

2007..... Gerald Cadogan, t
Josh Gaines, de
Kevin Kelly, k
Rodney Kinlaw, rb
Anthony Scirrotto, s

2008..... Jeremy Boone, p
Tony Davis, cb
Josh Gaines, de
Dennis Landolt, t
Jordan Norwood, wr
Mark Rubin, s
Tyrell Sales, lb

2009..... Drew Astorino, s
Jack Crawford, de
D'Anton Lynn, cb
Derek Moyer, wr
Ollie Ogbu, dt
Andrew Quarless, te

2010..... Drew Astorino, s
Quinn Barham, t
Chris Colasanti, lb
D'Anton Lynn, cb
Derek Moyer, wr
Devon Still, dt
Collin Wagner, k

2011..... Drew Astorino, s
Quinn Barham, t
Jordan Hill, dt
D'Anton Lynn, cb
Derek Moyer, wr
Chima Okoli, t
Chaz Powell, cb
Nate Stupar, lb
Johnnie Troutman, g

2012..... Adrian Amos, cb
Deion Barnes, de
Mike Farrell, t
Matt McGloin, qb
Stephon Morris, cb
Sean Stanley, de
Zach Zwinak, rb

2013..... Adrian Amos, cb
Glenn Carson, lb
Sam Ficken, k
Christian Hackenberg, qb
Ty Howle, c
Jesse James, te
Jordan Lucas, cb
C.J. Olaniyan, de
Donovan Smith, t

2014..... Adrian Amos, s
Deion Barnes, de
Jesse James, te
Austin Johnson, dt
Jordan Lucas, cb
Angelo Mangiro, c
Trevor Williams, cb

2015..... Marcus Allen, s
Jason Cabinda, lb
Grant Haley, cb
DaeSean Hamilton, wr
Trevor Williams, cb

2016..... Brandon Bell, lb
Parker Cothren, dt
Brian Gaia, c
Blake Gillikin, p
John Reid, cb

2017..... Troy Apke, s
Christian Campbell, cb
Curtis Cothran, dt
Parker Cothren, dt
Grant Haley, cb
Juwan Johnson, wr

2018..... Pat Freiermuth, te
KJ Hamler, rs/wr
Steven Gonzalez, g
Micah Parsons, lb
John Reid, cb
Nick Scott, cb
Garrett Taylor, s
Rob Windsor, dt

2019..... Journey Brown, rb
Sean Clifford, qb
Will Fries, t
Blake Gillikin, p
KJ Hamler, rs
Jan Johnson, lb
Michal Menet, c
Jake Pinegar, k
John Reid, cb
Garrett Taylor, s
Lamont Wade, s

2020..... Jahan Dotson, pr
Tariq Castro-Fields, cb
PJ Mustipher, dt
Antonio Shelton, dt
Brandon Smith, lb

2021..... Tariq Castro-Fields, cb
Sean Clifford, qb
Curtis Jacobs, lb
Mike Miranda, g
Juice Scruggs, c
Jordan Stout, k
Brenton Strange, te

2022..... Kaytron Allen, rb
Barney Amor, p
Sean Clifford, qb
Johnny Dixon, cb
Bryce Effner, t
Curtis Jacobs, lb
Hunter Nourzad, c
Jake Pinegar, k
Chop Robinson, de
Nick Tarburton, de
Parker Washington, wr
Sal Wormley, g

2023..... Drew Allar, qb
Zane Durant, dt
Dvon J-Thomas, dt
Olaivavega Ioane, g
Curtis Jacobs, lb
Theo Johnson, te
Kobe King, lb
KeAndre Lambert-Smith, wr
JB Nelson, g
Jaylen Reed, s
Nicholas Singleton, rb
Riley Thompson, p
Caedan Wallace, t
Kevin Winston Jr., s
Sal Wormley, g

DISTINGUISHED SCHOLARS

2008-09..... Jesse Alfreño, cb
Jeremy Boone, p
Josh Hull, lb
Kevin Kelly, k
Andrew Pitz, sn
Nate Stupar, lb
Stefen Wisniewski, c/g

2009-10..... Brett Brackett, te
Nate Stupar, lb
Stefen Wisniewski, c/g

2010-11..... Pete Massaro, de
Nate Stupar, lb

2011-12..... Pete Massaro, de
Nate Stupar, lb

2012-13..... Brad Bars, de
Mike Farrell, t
Mike Hull, lb
John Urschel, g

2013-14..... Kyle Baublitz, dt
Matt Lehman, te

2014-15..... Chris Gulla, p
Tyler Yazujian, sn

2015-16..... Jordan Dudas, lb
Ben Kline, lb
Tyler Yazujian, sn

2016-17..... Gordon Bentley, wr
Brandon Smith, lb
Tyler Yazujian, sn

2017-18..... Blake Gillikin, p/k
Charlie Shuman, ol
Christopher Welde, rb
Jake Zembiec, qb

2018-19..... Dan Chisena, wr
Nick Eury, rb
Blake Gillikin, p/k
Cameron Pica, wr
Charlie Shuman, ol
Jason Vranic, lb
Christopher Welde, cb

2019-20..... Trevor Baker, te
Joe Calcagno, ls
Judge Culpepper, dl
Nick Eury, rb
Henry Fessler, wr
Blake Gillikin, p
Vlad Hilling, k
Will Levis, qb
Cameron Pica, wr

2020-21..... Trevor Baker, te
Sean Clifford, qb
Sebastian Costantini, cb
Dylan Farronato, wr
Vlad Hilling, k
Carson Landis, k
Will Levis, qb
PJ Mustipher, dt
Jonathan Sutherland, s
Justin Weller, wr

2021-22..... Michael Wright, ls

2022-23..... Barney Amor, p
Tyler Holzworth, rb
Jan Mahlert, wr
Nick Tarburton, de
Michael Wright, ls

2023-24..... Amiel Davis, rb
Tyler Duzansky, ls
Olumuyiwa Fashanu, t
George Hlavac, cb
Hunter Nourzad, c
Will Patton, ls

BIG TEN HONOREES

ACADEMIC ALL-BIG TEN

1993..... Eric Clair, nt Craig Fayak, k Carl Gray, fb Jeff Hartings, g Clint Holes, db Rob Holmberg, lb Pete Marczyk, g Tony Pittman, cb Wally Richardson, qb	1999..... Anthony Adams, dt Brian Brozeski, wr Jordan Caruso, t Eric Cole, c/g Shamar Finney, lb David Fleischhauer, dt Travis Forney, k Aaron Gatten, lb Michael Haynes, de Anthony King, cb Chad Kroell, qb Jon Sandusky, s Matt Schmitt, t Rich Stankewicz, c Andrew Stewart, wr Gabe Tincher, g	Michael Robinson, qb Andy Ryland, lb Adam Senk, fb Scott Shirley, wr Gio Vendemia, cb Casey Williams, te	Sean Lee, lb Jordan Lyons, te Chris Mauriello, sn/lb Ross Muir, g Jordan Norwood, wr Mark Rubin, wr Kevin Suhey, qb Joe Toriello, t Patrick Weber, c	Shelton McCullough, cb Stephen Obeng-Agyapong, s David Soldner, k Nate Stupar, lb Joe Suhey, rb John Urschel, g Jamie Van Fleet, lb Mike Wallace, cb Stefen Wisniewski, g
1994..... Aaron Collins, lb Carl Gray, fb Bucky Greeley, c Jeff Hartings, g Pete Marczyk, g Tony Pittman, cb Wally Richardson, qb	2000..... Mick Blosser, fb Brian Brozeski, wr Gino Capone, lb Jordan Caruso, g Steve Delich, wr Aaron Gatten, lb Joe Hartings, g Joe Iorio, c Russ Manney, s Rod Perry, wr Matt Schmitt, c Brandon Steele, lb Ricky Upton, rb Casey Williams, te	2004..... Mike Baird, wr Chris Ganter, qb Jason Ganter, s Andrew Guman, s Paul Jefferson, fb Andy Kubic, lb Nick Marmo, g Nolan McCready, s Zack Mills, qb Brendan Perretta, wr Paul Posluszny, lb Michael Robinson, qb Adam Senk, fb Tim Shaw, lb Gio Vendemia, cb Brent Wise, cb J.R. Zwierzynski, lb	2008..... Jesse Alfreno, cb Drew Astorino, s Jeremy Boone, p Brett Brackett, wr Gerald Cadogan, g Paul Cianciolo, qb Chris Colasanti, lb Pat Devlin, qb Josh Hull, lb Kevin Kelly, k Dan Lawlor, fb Greg Miskinis, te Jordan Norwood, wr Andrew Pitz, sn Mark Rubin, wr Nate Stupar, lb Stefen Wisniewski, g	2011..... Drew Astorino, s Quinn Barham, t Brad Bars, de Brandon Beachum, rb Glenn Carson, lb Mike Farrell, t Ty Howle, c Mike Hull, lb Brian Irvin, te Evan Lewis, k J.D. Mason, te Chima Okoli, t Ken Pollock, lb Jon Rohrbaugh, sn Ryan Scherer, wr Matt Stankewitch, c Nate Stupar, lb Joe Suhey, rb John Urschel, g Jamie Van Fleet, lb
1995..... Mike Carroll, lb Jeff Davis, s Carl Gray, fb Jeff Hartings, g Pete Marczyk, t Wally Richardson, qb Bob Stephenson, te	2001..... Mick Blosser, fb Gino Capone, lb David Costlow, c Aric Glass, wr Chris Glass, wr Joe Hartings, g Tom Humphrey, cb Joe Iorio, c Paul Jefferson, fb Mike Lukac, te Zack Mills, qb Andy Ryland, lb Matt Schmitt, t Casey Williams, te Tom Williams, lb	2005..... Gerald Cadogan, t Joe Cianciolo, lb Dan Corrado, qb Josh Gaines, de Jason Ganter, s Andrew Kubic, lb Nolan McCready, s Mike Pawlikowski, de Paul Posluszny, lb Curt Reese, s Michael Robinson, qb John Roysce, cb Tyrell Sales, lb Adam Senk, fb Tim Shaw, lb Pat Weber, c Brent Wise, cb J.R. Zwierzynski, lb	2009..... Jesse Alfreno, cb Quinn Barham, g Brandon Beachum, rb Jeremy Boone, p Brett Brackett, wr Chris Colasanti, lb Josh Hull, lb Kevion Latham, de Sean Lee, lb Shelton McCullough, cb Andrew Pitz, sn Mickey Shuler, te Matt Stankewitch, g Nate Stupar, lb Stefen Wisniewski, c	2012..... Brad Bars, de Kyle Baublitz, dt Glenn Carson, lb Kyle Carter, te Cody Castor, de Jesse Della Valle, s Miles Dieffenbach, g Emery Etter, sn Mike Farrell, t Sam Ficken, k Garry Gilliam, te Ty Howle, c/g Mike Hull, lb Brian Irvin, te Ryan Keiser, s Alex Kenney, wr Ben Kline, lb Christian Kuntz, wr Matt Lehman, te Evan Lewis, wr Angelo Mangiro, g/c Pete Massaro, de Shane McGregor, qb
1996..... Mike Carroll, lb Aaron Collins, lb David Fleischhauer, dt Pete Marczyk, g Jeff Nixon, fb Brandon Parmer, sn Wally Richardson, qb Rich Stankewicz, t Bob Stephenson, te	2002..... Gino Capone, lb David Costlow, c Paul Cronin, s Chris Ganter, qb Andrew Guman, s Joe Iorio, c Paul Jefferson, fb Mike Lukac, te Jon Nabavi, g Jesse Neumyer, s Terrence Phillips, wr Michael Robinson, qb Andy Ryland, lb Matt Schmitt, t Scott Shirley, wr Gio Vendemia, cb Casey Williams, te	2006..... Gerald Cadogan, t Joe Cianciolo, qb Paul Cianciolo, qb Jason Ganter, s Josh Hull, lb Kevin Kelly, k Justin King, cb Andy Kubic, lb Lee Kuzemchak, t Sean Lee, lb Nolan McCready, s Jordan Norwood, wr Paul Posluszny, lb Mark Rubin, wr Tyrell Sales, lb Tim Shaw, de Kevin Suhey, qb Patrick Weber, c	2010..... Brett Brackett, wr Chris Colasanti, lb Andrew Dailey, s Emery Etter, sn Mike Farrell, t Garry Gilliam, te Ty Howle, sn Kyle Johnson, s Kevion Latham, de Pete Massaro, de	
1997..... Courtney Brown, de Brian Brozeski, wr Aaron Collins, lb Jason Collins, s Wes Dahlem, wr Joe Dawkins, rb Travis Forney, k Aaron Gatten, lb Anthony King, cb Justin Kurpeikis, de Phil Ostrowski, g Brandon Parmer, sn Matt Rhule, lb Rich Stankewicz, c Bob Stephenson, te/fb	2003..... Gino Capone, lb David Costlow, c Paul Cronin, s Chris Ganter, qb Andrew Guman, s Mike Lukac, te Michael Pawlikowski, te	2007..... Jeremy Boone, p Brett Brackett, wr Gerald Cadogan, g Jason Ganter, s Joe Hughes, pk Josh Hull, lb Kevin Kelly, k Justin King, cb Justin King, cb Dennis Landolt, t Dan Lawlor, fb		
1998..... Brian Brozeski, wr Mike Buzin, te Jordan Caruso, t Joe Dawkins, cb Travis Forney, k Aaron Gatten, lb Joe Hartings, g Anthony King, cb Chad Kroell, qb Justin Kurpeikis, de David McHenry, qb Brandon Parmer, sn Greg Ransom, g Jon Sandusky, s Rich Stankewicz, c				



Carl Nassib led FBS in sacks (15.5) and forced fumbles (6) en route to winning three national awards in 2015.

HISTORY & HONORS

BIG TEN HONOREES

Matt Stankiewitch, c
 Deron Thompson, rb
 John Urschel, g
 Jamie Van Fleet, lb
 Garrett Venuto, qb
 2013 Brad Bars, de
 Kyle Baublitz, dt
 Glenn Carson, lb
 Kyle Carter, te
 Jesse Della Valle, s
 Miles Dieffenbach, g
 Sam Ficken, k
 Brian Gaia, dt
 Garry Gilliam, te
 Jack Haffner, fb
 Albert Hall, te
 Ty Howle, c
 Mike Hull, lb
 Ryan Keiser, s
 Alex Kenney, wr
 Ben Kline, lb
 Matt Lehman, te
 Geno Lewis, wr
 Akeel Lynch, rb
 Angelo Mangiro, g
 Carl Nassib, de
 Stephen Obeng-Agyapong, s/lb
 Deron Thompson, rb
 John Urschel, g
 Nyeem Wartman-White, lb
 2014 Brad Bars, de
 Kyle Carter, te
 Parker Cothren, dt
 Jesse Della Valle, s
 Miles Dieffenbach, g
 Jordan Dudas, lb
 Sam Ficken, k
 Brian Gaia, g
 Chris Gulla, p
 Albert Hall, t
 DaeSean Hamilton, wr
 Mike Hull, lb
 Ryan Keiser, s
 Angelo Mangiro, c

Carl Nassib, de
 Andrew Nelson, t
 Deron Thompson, rb
 Von Walker, lb
 Tyler Yazujian, sn
 Matt Zanellato, wr
 2015 Mark Allen, rb
 Matt Baney, lb
 Saeed Blacknall, wr
 Kyle Carter, te/h
 Jordan Dudas, lb
 Brian Gaia, g/c
 Mike Gesicki, te/h
 Chris Godwin, wr
 Chris Gulla, k/p
 Jack Haffner, lb
 Grant Haley, cb
 Albert Hall, t
 DaeSean Hamilton, wr
 Colin Harrop, s
 Ben Kline, lb
 Geno Lewis, wr
 Angelo Mangiro, c/g
 Andrew Nelson, t
 Daniel Pasquariello, p
 Troy Reeder, lb
 Dom Salomone, te/h
 Tyler Yazujian, sn
 2016 Gordon Bentley, wr
 Saeed Blacknall, wr
 Manny Bowen, lb
 Ryan Buchholz, de
 Jake Cooper, lb
 Brian Gaia, c
 Gregg Garrity, wr
 Mike Gesicki, te
 Chris Godwin, wr
 Chris Gulla, p
 Grant Haley, cb
 DaeSean Hamilton, wr
 Juwan Johnson, wr
 Zach Ladonis, ls
 Trace McSorley, qb
 Andrew Nelson, g/t

Brandon Smith, lb
 Garrett Taylor, cb
 Tyler Yazujian, ls
 2017 Alex Barbir, k
 Saeed Blacknall, wr
 Ryan Buchholz, de
 Colin Castagna, de
 Jake Cooper, lb
 Tyler Davis, k
 Frank Di Leo, lb
 Nick Eury, re
 Billy Fessler, qb
 Mike Gesicki, te
 Blake Gillikin, p
 Grant Haley, cb
 DaeSean Hamilton, wr
 Cody Hodgens, wr
 Immanuel Iyke, dt
 Jan Johnson, lb
 Juwan Johnson, wr
 Hunter Kelly, ol
 Isaac Lutz, wr
 Zech McPhearson, cb
 Trace McSorley, qb
 Andrew Nelson, ol
 Daniel Pasquariello, p
 John Reid, cb
 Antonio Shelton, dt
 Charlie Shuman, ol
 Michael Shuster, qb
 Brandon Smith, lb
 Garrett Taylor, s
 Johnathan Thomas, rb
 Mitchell Vallone, s
 Kyle Vasey, ls
 Jason Vranic, lb
 Christopher Welde, wr
 Jake Zembiec, qb
 2018 Joe Arcangelo, te
 Trevor Baker, te
 Nick Bowers, te
 Joe Calcagno, ls
 Dan Chisena, wr
 Max Chizmar, lb
 Sean Clifford, qb

Jake Cooper, lb
 Frank Di Leo, lb
 Donnell Dix, de
 Nick Eury, rb
 Blake Gillikin, p
 Mac Hippenhammer, wr
 Jan Johnson, lb
 Hunter Kelly, ol/dl
 Carson Landis, p
 Issac Lutz, wr
 Trace McSorley, qb
 Cameron Pica, wr
 Charlie Shuman, ol
 Michael Shuster, qb
 Garrett Taylor, s
 Johnathan Thomas, rb
 CJ Thorpe, ol/dl
 Justin Tobin, k
 Jason Vranic, lb
 Christopher Welde, cb
 Justin Weller, wr
 2019 Trevor Baker, te
 Alec Berger, wr
 Nick Bowers, te
 Joe Calcagno, ls
 Dan Chisena, wr
 Max Chizmar, lb
 Sean Clifford, qb
 Judge Culpepper, dl
 Nick Eury, rb
 Henry Fessler, wr
 Blake Gillikin, p
 Vlad Hilling, k
 Mac Hippenhammer, wr
 Jan Johnson, lb
 Charlie Katshir, lb
 Hunter Kelly, ol/dl
 Bradley King, p
 Zack Kuntz, te
 Carson Landis, p
 Will Levis, qb
 Issac Lutz, wr
 Justin Neff, s
 Cameron Pica, wr
 Michael Shuster, qb
 Garrett Taylor, s
 CJ Thorpe, ol
 Justin Tobin, k
 Justin Weller, wr
 2020 Trevor Baker, te
 Noah Cain, rb
 Max Chizmar, lb
 Sean Clifford, qb
 Sebastian Costantini, cb
 Judge Culpepper, dt
 Robbie Dwyer, lb
 Dylan Farronato, s
 Henry Fessler, wr
 Devyn Ford, rb
 Tommy Friberg, te
 Alex Furmanek, de
 Vlad Hilling, k
 Charlie Katshir, lb
 Bradley King, k
 Justin Kopko, ol
 Zack Kuntz, te
 Carson Landis, k
 Will Levis, qb
 Isaac Lutz, wr
 PJ Mustipher, dl

Jake Pinegar, k
 Ta'Quan Roberson, qb
 Jaden Seider, s
 Makai Self, s
 Jonathan Sutherland, s
 C.J. Thorpe, ol
 Justin Weller, wr
 Blake Zalar, ol
 2021 Barney Amor, p
 Joseph Appiah Darkwa, dt
 Noah Cain, rb
 Max Chizmar, lb
 Jimmy Christ, ol
 Sean Clifford, qb
 Sebastian Costantini, s
 Nick Dawkins, ol
 Robbie Dwyer, lb
 Tyler Elsdon, lb
 Dylan Farronato, s
 Olumuyiwa Fashanu, ol
 Henry Fessler, wr
 Zuriah Fisher, de
 Devyn Ford, rb
 Alex Furmanek, dt
 Vlad Hilling, k
 Golden Israel-Achumba, ol
 Charlie Katshir, lb
 Bradley King, p
 KeAndre Lambert-Smith, wr
 Malick Meiga, wr
 Fatorma Mulbah, ol
 PJ Mustipher, dt
 Seth Nevills, ol
 Jake Pinegar, k
 Ta'Quan Roberson, qb
 Jaden Seider, s
 Jonathan Sutherland, lb
 Tyler Warren, te
 Parker Washington, wr
 Justin Weller, wr
 Jake Wilson, de
 Michael Wright, ls
 Blake Zalar, ol
 2022 Barney Amor, p
 Ben Chizmar, lb
 Jimmy Christ, ol
 Liam Clifford, wr
 Sean Clifford, qb
 Sebastian Costantini, s
 Nick Dawkins, ol
 Tyler Duzansky, ls
 Robbie Dwyer, lb
 Tyler Elsdon, lb
 Jason Estrella, wr
 Olumuyiwa Fashanu, ol
 Alex Furmanek, dt
 Mitchell Groh, k
 Tyler Holzworth, rb
 Golden Israel-Achumba, ol
 Charlie Katshir, lb
 Jan Mahlert, wr
 Malick Meiga, wr
 Fatorma Mulbah, ol
 Gabriel Nwosu, p
 Jake Pinegar, k
 Sander Sahaydak, k
 Jonathan Sutherland, lb
 Nick Tarburton, de
 Jace Tutty, cb
 Jordan van den Berg, dt



Devon Still was a unanimous All-American after finishing second in the Big Ten in solo tackles for loss in 2011.

TEAM AWARDS

SPRING AWARDS

COACHES' SPECIAL TEAMS AWARD

The award is given to the specialist who demonstrated loyalty, interest, attitude & improvement in spring practice.

2014.....	Sam Ficken
2015.....	Joey Julius
2016.....	Tyler Yazujian
2017.....	Kyle Vasey
2018.....	Johnathan Thomas
2019.....	Jonathan Sutherland
2021.....	Ji'Ayir Brown
2022.....	Barney Amor
2023.....	Tyler Duzansky
2024.....	Riley Thompson

JIM O'HORA AWARD

The Jim O'Hora Award is presented to a defensive player for "exemplary conduct, loyalty, interest, attitude and improvement" during spring practice. The award honors Penn State assistant head coach Jim O'Hora, a 31-year member of the coaching staff.



Jim O'Hora

1977.....	Joe Lally
1978.....	Karl McCoy
1979.....	Gene Gladys
1980.....	Grover Edwards
1981.....	Walker Lee Ashley
1982.....	John Luton
1983.....	Brad Saar
1984.....	Bob White
1985.....	Chris Collins, Tim Johnson
1986.....	Mike Beckish
1987.....	Quintus McDonald
1988.....	Andre Collins
1989.....	Jorge Oquendo
1990.....	Keith Goganious
1991.....	Mark Flythe
1992.....	Vin Stewart
1993.....	Tony Pittman
1994.....	Chris Mazyck
1995.....	Shino Prater
1996.....	Matt Fornadel, Chris Snyder
1997.....	Mike Buzin
1998.....	Jason Wallace
1999.....	Askari Adams
2000.....	Bruce Branch
2001.....	Michael Haynes
2002.....	Anthony Adams
2003.....	Andrew Guman, Matt Rice
2004.....	Tim Shaw
2005.....	Jay Alford
2006.....	Dontey Brown
2007.....	Lydell Sargeant
2008.....	Abe Koroma
2009.....	Michael Mauti
2010.....	Bani Gbadyu
2011.....	Jordan Hill
2012.....	Stephon Morris
2013.....	Jordan Lucas, C.J. Olaniyan
2014.....	Anthony Zettel
2015.....	Garrett Sickels
2016.....	Evan Schwan
2017.....	Koa Farmer
2018.....	Kevin Givens
2019.....	Yetur Gross-Matos
2021.....	Tariq Castro-Fields, PJ Mustipher
2022.....	Ji'Ayir Brown
2023.....	Curtis Jacobs
2024.....	Audavion Collins

FRANK PATRICK TOTAL COMMITMENT AWARD

The Frank Patrick Total Commitment Award is presented to a player who consistently displays a total commitment to academics, off-season preparation, in-season commitment and community service. The award honors Frank Patrick, a member of the Penn State coaching staff from 1949-73, who was instrumental in the academic advising of players and held an advisory role with the program after his retirement in 1973.



Frank Patrick

1995.....	Jeff Davis, Carl Gray, Jeff Hartings, Andre Johnson
1996.....	Jason Henderson, Wally Richardson
1997.....	Mike McQueary, Bob Stephenson
1998.....	Maurice Daniels, Chad Kroell
1999.....	Jon Sandusky
2000.....	Courtney Brown, Justin Kurpeikis, Brandon Steele, Andrew Stewart
2001.....	Joe Hartings, Bob Jones, Josh Mitchell
2002.....	Shamar Finney, Matt Schmitt
2003.....	Dave Costlow, Damone Jones, Mike Lukac, Bryan Scott, Scott Shirley
2004.....	Robbie Gould, Zack Mills
2005.....	Adam Senk
2006.....	Tim Shaw
2007.....	Patrick Weber
2008.....	Ross Muir
2009.....	Jeremy Boone, Josh Hull
2010.....	Brett Brackett
2011.....	Chris Colasanti, Andrew Szczerba
2012.....	Mike Farrell, Ty Howle
2013.....	John Urschel
2014.....	Miles Dieffenbach, Mike Hull
2015.....	Deion Barnes
2016.....	Adam Breneman, Dom Salomone
2017.....	DaeSean Hamilton, Brandon Smith
2018.....	Tommy Stevens, Josh McPhearson, Trace McSorley
2019.....	Juwan Johnson, John Reid
2020.....	Nick Eury, Will Fries, Blake Gillikin
2021.....	Sean Clifford, Juice Scruggs, Jonathan Sutherland
2022.....	Nick Tarburton, Tyler Warren
2023.....	Keaton Ellis, Olumuyiwa Fashanu
2024.....	Nick Dawkins, Cam Miller

RED WORRELL AWARD

The Red Worrell Award is presented to an offensive player "for exemplary conduct, loyalty, interest, attitude and improvement" during spring practice.



Red Worrell

The award honors freshman fullback Robert T. "Red" Worrell, who was electrocuted at his home in Denbo, Pennsylvania, in December 1957. The Worrell Award was restricted to offensive players with the inception of the Jim O'Hora Award for defensive players in 1977. Both offensive and defensive players were eligible for the Worrell Award from 1958 to 1976.

1958.....	Andy Stynchula
1959.....	Frank Korbini
1960.....	Bill Popp

1961.....	Joe Galardi
1962.....	Ralph Baker
1963.....	Tom Urbanik
1964.....	Chuck Ehinger
1965.....	Ed Lenda
1966.....	Jim McCormick
1967.....	Tom McGrath
1968.....	Steve Smear
1969.....	Greg Edmonds
1970.....	Fran Ganter
1971.....	Mike Botts, Lydell Mitchell
1972.....	Larry Ludwig
1973.....	Greg Murphy
1974.....	Jeff Bleamer
1975.....	Dave Stutts
1976.....	Mickey Shuler
1977.....	Bob Bassett
1978.....	Kip Vernaglia
1979.....	Bill Dugan
1980.....	John Wojtowicz
1981.....	Vyto Kab
1982.....	George Herina
1983.....	Stan Short
1984.....	Steve Smith
1985.....	Rob Smith
1986.....	Mike Wolf
1987.....	Tim Freeman, John Greene
1988.....	Ed Monaghan, Odell Wilson
1989.....	Rob Luedeke
1990.....	Sam Gash
1991.....	Todd Rucci
1992.....	E.J. Sandusky
1993.....	Kyle Brady
1994.....	Keith Olsommer
1995.....	Jason Henderson
1996.....	Jason Sload
1997.....	Ryan Fagan, Floyd Wedderburn
1998.....	John Blick
1999.....	Garrett Watkins
2000.....	Tyler Lenda
2001.....	Bryant Johnson
2002.....	Matt Schmitt
2003.....	Dave Costlow
2004.....	John Bronson
2005.....	BranDon Snow
2006.....	Rodney Kinlaw
2007.....	Terrell Golden
2008.....	James McDonald
2009.....	Graham Zug
2010.....	Quinn Barham, Brett Brackett
2011.....	Devon Smith
2012.....	Matt Stankiewitch
2013.....	Ty Howle
2014.....	Brian Gaia
2015.....	Brendan Mahon
2016.....	Saeed Blacknall
2017.....	Juwan Johnson
2018.....	Miles Sanders
2019.....	Michal Menet
2021.....	Blake Zalar
2022.....	Olu Fashanu
2023.....	Nicholas Singleton
2024.....	Liam Clifford

SEASON AWARDS

JOHN BRUNO JR. MEMORIAL AWARD

The John Bruno Jr. Memorial Award is presented to the outstanding member of the Penn State special teams. The award honors former Nittany Lion John Bruno Jr., who died of cancer in 1992. Bruno was the squad's punter from 1984-86 and his 41.7-yard career average was then the third-highest in school history. His 42.9 average in 1985 was third-highest in a season and included a career-best 71-yard effort against Boston College.



John Bruno Jr.

1992.....	Chris Cisar
1993.....	Shelly Hammonds, V.J. Muscillo
1994.....	Marlon Forbes
1995.....	Brian King
1996.....	Brett Conway
1997.....	Ahmad Collins
1998.....	Matt Joyner
1999.....	Travis Forney, Pat Pidgeon
2000.....	Brandon Steele
2001.....	Bruce Branch
2002.....	Bryant Johnson, David Royer
2003.....	David Kimball
2004.....	Derek Wake
2005.....	Ethan Kilmer, Calvin Lowry
2006.....	Jeremy Kapinos
2007.....	Patrick Weber
2008.....	Kevin Kelly
2009.....	Jeremy Boone
2010.....	Collin Wagner
2011.....	Chaz Powell
2012.....	Derek Day, Michael Yancich
2013.....	Pat Zerbe
2014.....	Sam Ficken
2015.....	Nick Scott
2016.....	Tyler Davis
2017.....	Blake Gillikin
2018.....	Kyle Vasey
2019.....	Dan Chisena
2020.....	Drew Hartlaub
2021.....	Jordan Stout
2022.....	Malick Meiga
2023.....	Dominic DeLuca

COACHES AWARD

The Coaches' Award, initiated in 2012, honors a Penn State senior who "exhibits pride, dedication, commitment and exemplary leadership in addition to outstanding performance."

2012.....	Gerald Hodges, Stephon Morris
-----------	-------------------------------

FOOTBALL LETTERMAN'S CLUB AWARD

JOE & SUE PATERNO POST-GRADUATE SCHOLARSHIP


The Football Letterman's Club Award Joe and Sue Paterno Post-Graduate Scholarship is a \$5,000 scholarship presented to a Penn State senior to provide recognition and financial assistance for graduate studies.

2012.....	Emery Etter
2013.....	Kyle Baublitz
2014.....	Ryan Keiser
2015.....	Matt Baney
2016.....	Gordon Bentley
2017.....	Brandon Smith
2018.....	Frank Di Leo
2019.....	Blake Gillikin
2020.....	Trevor Baker

TEAM AWARDS

MAGINNIS MEMORIAL AWARD

The Richard Maginnis Memorial Award is presented to the outstanding Penn State offensive lineman who exemplifies the spirit, dedication and commitment which Maginnis displayed as a member of the 1980-83 Nittany Lion teams. The award was established by the members of the 1982 National Championship team in memory of Maginnis.



Dick Maginnis

- 1989..... Tim Freeman
- 1990..... Pat Duffy
- 1991..... Paul Siever
- 1992..... Greg Huntington
- 1993..... Mike Malinoski, Derick Pickett
- 1994..... Bucky Greeley
- 1995..... Jeff Hartings
- 1996..... Barry Tielsch
- 1997..... Kevin Conlin, Phil Ostrowski
- 1998..... Floyd Wedderburn
- 1999..... John Blick
- 2000..... Kareem McKenzie
- 2001..... Greg Ransom
- 2002..... Gus Felder, Tyler Lenda
- 2003..... Dave Costlow
- 2004..... Scott Davis
- 2005..... Lance Antolick
- 2006..... Levi Brown
- 2007..... John Shaw
- 2008..... A.Q. Shipley
- 2009..... Dennis Landolt
- 2010..... Stefan Wisniewski
- 2011..... Quinn Barham, Johnnie Troutman
- 2012..... Mike Farrell, Matt Stankiewitch
- 2013..... Ty Howle, John Urschel
- 2014..... Angelo Mangiro
- 2015..... Angelo Mangiro
- 2016..... Brian Gaia
- 2017..... Brendan Mahon
- 2018..... Connor McGovern
- 2019..... Michal Menet
- 2020..... Michal Menet
- 2021..... Juice Scruggs
- 2022..... Olumuyiwa Fashanu
- 2023..... Olumuyiwa Fashanu

MITINGER AWARD

The Robert B. Mitinger Jr. Award is presented to a squad member who exhibits courage, character and social responsibility. The award honors Robert Mitinger Jr., a former Nittany Lion All-American end and State College community leader.



Bob Mitinger

- 2004..... Adam Taliaferro
- 2005..... Tamba Hali
- 2006..... Robert Price
- 2007..... Rodney Kinlaw
- 2008..... Deon Butler, Jordan Norwood
- 2009..... Jerome Hayes
- 2010..... Graham Zug
- 2011..... Andrew Szczerba
- 2012..... Michael Zordich
- 2013..... Glenn Carson, Eric Shrive, Malcolm Willis
- 2014..... Ryan Keiser
- 2015..... Angelo Mangiro
- 2016..... Von Walker

- 2017..... Josh McPhearson, Grant Haley, Torrence Brown
- 2018..... Nick Scott, Jonathan Thomas
- 2019..... Jan Johnson
- 2020..... Pat Freiermuth, Jonathan Sutherland
- 2021..... Jesse Luketa, Eric Wilson
- 2022..... Curtis Jacobs, Brenton Strange
- 2023..... Daequan Hardy, Tyler Warren

OUTSTANDING SENIOR PLAYER

The Outstanding Senior Player Award is presented by the State College Quarterback Club to honor Penn State's top senior player. The honor previously was known as the Hall Foundation Athletic Award.

- 1978..... Chuck Fusina
- 1979..... Matt Suhey
- 1980..... Booker Moore
- 1981..... Sean Farrell
- 1982..... Curt Warner
- 1983..... Kenny Jackson
- 1984..... Nick Haden
- 1985..... Michael Zordich
- 1986..... Shane Conlan
- 1987..... Matt Knizner
- 1988..... Steve Wisniewski
- 1989..... Blair Thomas
- 1990..... Leroy Thompson
- 1991..... Tony Sacca
- 1992..... O.J. McDuffie
- 1993..... Lou Benfatti
- 1994..... Kerry Collins
- 1995..... Bobby Engram
- 1996..... Brandon Noble
- 1997..... Mike McQueary
- 1998..... Brad Scioli
- 1999..... Courtney Brown
- 2000..... Justin Kurpeikis
- 2001..... John Gilmore
- 2002..... Larry Johnson
- 2003..... Sean McHugh
- 2004..... Zack Mills
- 2005..... Michael Robinson
- 2006..... Paul Posluszny
- 2007..... Dan Connor
- 2008..... Derrick Williams
- 2009..... Darryl Clark
- 2010..... Brett Brackett
- 2011..... Devon Still
- 2012..... Michael Mauti
- 2013..... DaQuan Jones
- 2014..... Mike Hull
- 2015..... Anthony Zettel
- 2016..... Brandon Bell
- 2017..... Jason Cabinda, DaeSean Hamilton
- 2018..... Trace McSorley
- 2019..... Steven Gonzalez, John Reid, Robert Windsor
- 2020..... Michal Menet
- 2021..... Sean Clifford
- 2022..... Sean Clifford, PJ Mustipher, Nick Tarburton
- 2023..... Curtis Jacobs, Theo Johnson, Caedan Wallace

REID-ROBINSON AWARD

The Reid-Robinson Award is presented to the outstanding senior defensive lineman. The award is named in honor of two of Penn State's most acclaimed defensive linemen, Mike Reid and Dave Robinson.

- 2012..... Jordan Hill, Sean Stanley
- 2013..... DaQuan Jones
- 2014..... Anthony Zettel
- 2015..... Austin Johnson



Lenny Moore

- 2016..... Evan Schwan
- 2017..... Parker Cothren
- 2018..... Yetur Gross-Matos
- 2019..... Yetur Gross-Matos
- 2020..... Shaka Toney
- 2021..... Arnold Ebiketie
- 2022..... Adisa Isaac, Chop Robinson
- 2023..... Adisa Isaac, Chop Robinson

RIDGE RILEY AWARD

The Ridge Riley Award honors a senior member of the team for "sportsmanship, scholarship, leadership and friendship." Named in honor of the late executive director of the Penn State Alumni Association and author of the Football Letter for 38 years, the award is sponsored by Richard and Arlene Small, owners of Alumni Holidays, Inc.

- 1976..... Chuck Benjamin
- 1977..... Tom DePaso
- 1978..... Paul Suhey
- 1979..... Mike Guman
- 1980..... John Walsh
- 1981..... Leo Wisniewski
- 1982..... Stuart McMunn
- 1983..... Scott Radevic
- 1984..... Carmen Masciantonio
- 1985..... Lance Hamilton
- 1986..... Brian Siverling
- 1987..... Darryl Washington
- 1988..... John Greene, Eddie Johnson
- 1989..... Scott Gob
- 1990..... Dave Brzenchek
- 1991..... Al Golden
- 1992..... E.J. Sandusky
- 1993..... Lee Rubin
- 1994..... Willie Smith
- 1995..... Carl Gray
- 1996..... Wally Richardson
- 1997..... Matt Fornadel
- 1998..... Shawn Lee
- 1999..... Maurice Daniels
- 2000..... Aaron Gatten
- 2001..... Bob Jones
- 2002..... Matt Schmitt
- 2003..... Damone Jones
- 2004..... Chris Ganter
- 2005..... Charles Rush
- 2006..... Tim Shaw
- 2007..... Matt Hahn
- 2008..... Gerald Cadogan
- 2009..... Sean Lee
- 2010..... Chris Colasanti
- 2011..... Drew Astorino
- 2012..... Pete Massaro, Matt McGloin
- 2013..... Garry Gilliam, Stephen Obeng-Agyapong
- 2014..... Miles Dieffenbach

- 2015..... Trevor Williams
- 2016..... Gregg Garrity
- 2017..... Troy Apke, Andrew Nelson
- 2018..... Koa Farmer
- 2019..... Dan Chisena, Garrett Taylor
- 2020..... Tariq Castro-Fields, Will Fries
- 2021..... PJ Mustipher
- 2022..... Juice Scruggs, Jonathan Sutherland, Mitchell Tinsley
- 2023..... Dvon Elies, Malick Meiga

RUN-ON AWARD

The Run-on Award is presented to a Penn State run-on player who exemplifies total commitment, loyalty, hard work and courage to the football program.

- 2000..... Nate Glunt
- 2001..... Dave Benfatti
- 2002..... Eric Dare, James Millon
- 2003..... Scott Shirley
- 2004..... Mike Baird, Tom Lundquist
- 2005..... Mike Pawlikowski
- 2006..... Andy Kubic
- 2007..... Jason Ganter
- 2008..... Greg Miskinis
- 2009..... Tom Golarz, Patrick Mauti
- 2010..... Jonathan Stewart
- 2011..... Jon Rohrbough
- 2012..... Michael Fuhrman, J.R. Refice
- 2013..... Matt Lehman
- 2014..... Cole Chiappiale, Von Walker
- 2015..... Jordan Dudas, Albert Hall
- 2016..... Tom Devenney
- 2017..... Billy Fessler, Tom Pancoast
- 2018..... Zach Simpson
- 2019..... Nick Eury, Chris Stoll
- 2020..... Drew Hartlaub, Isaac Lutz
- 2021..... Sebastian Costantini, Justin Weller
- 2022..... Dominic DeLuca, Tank Smith
- 2023..... Kolin Dinkins, Dominic Rulli

TIM SHAW THRIVE AWARD

The Tim Shaw Thrive Award is presented to the student-athlete who has overcome adversities and been an inspiration to his fellow teammates.

- 2017..... Tyrell Chavis
- 2018..... Torrence Brown
- 2019..... Nick Bowers, Journey Brown
- 2020..... Journey Brown, Juice Scruggs
- 2021..... Noah Cain, Nick Tarburton
- 2022..... Bryce Effner, PJ Mustipher
- 2023..... Johnny Dixon, Hunter Nourzad

HISTORY & HONORS

COLLEGE FOOTBALL HALL OF FAME INDUCTEES




LaVar Arrington
Inducted: 2022



Hugo Bezdek
Inducted: 1954




Bill Bowes
Inducted: 2016
(as New Hampshire head coach)



John Cappelletti
Inducted: 1993



Kerry Collins
Inducted: 2018




Shane Conlan
Inducted: 2014




Keith Dorney
Inducted: 2005



Rip Engle
Inducted: 1974




Jack Ham
Inducted: 1990



Dick Harlow
Inducted: 1954




Bob Higgins
Inducted: 1954



Glenn Killinger
Inducted: 1971



Ted Kwalick
Inducted: 1989




Richie Lucas
Inducted: 1986




Pete Mauthe
Inducted: 1957



Shorty Miller
Inducted: 1974




Lydell Mitchell
Inducted: 2004




Dennis Onkotz
Inducted: 1995



Joe Paterno
Inducted: 2007



Mike Reid
Inducted: 1987



Glenn Ressler
Inducted: 2001




Dave Robinson
Inducted: 1997



Steve Suhey
Inducted: 1985



Dexter Very
Inducted: 1976



Curt Warner
Inducted: 2009




Harry Wilson
Inducted: 1973



Rip Engle



PRO FOOTBALL HALL OF FAME INDUCTEES



Jack Ham

Linebacker
Inducted: 1988

*Penn State, 1968-70
Pittsburgh Steelers, 1971-82*

A second-round draft choice in 1971, Jack Ham played on four Super Bowl title teams and was voted to the All-Pro team nine consecutive seasons in his career in which he made 32 pass interceptions. A unanimous choice for the NFL Team of the Decade for the 1970s, Ham was the 1975 National Football League Defensive Player of the Year.



August Michalske

Guard
Inducted: 1964

*Penn State, 1923-25
New York Yankees (AFL), 1926
New York Yankees (NFL), 1927-28
Green Bay Packers, 1929-35, 37*

August "Mike" Michalske, who was born in Cleveland, Ohio, joined the New York Yankees of the American Football League after a distinguished career with the Nittany Lions. When the Yankees switched to the National Football League in 1927, he played two more seasons in New York before being traded to the Green Bay Packers, where he was a member of three NFL championship teams (1929-31). Although only 6-0 and 206 pounds, Michalske was an outstanding lead guard on running plays and a feared defender, whose blitzing technique was ahead of its time. A member of the Pro Football Hall of Fame's All-Pro team of the 1920s, Michalske died on Oct. 26, 1983.




Mike Munchak

Guard
Inducted: 2001

*Penn State, 1979-81
Houston Oilers, 1982-93*

A standout guard for 12 years with the National Football League's Houston Oilers, Mike Munchak was a nine-time Pro Bowl choice in his career (1982-93). From Scranton, Pa., he was the eighth player selected and the first offensive lineman chosen in the 1982 draft. In his third year in the NFL (1984), he was named to the first of his seven American Football Conference all-star teams and was selected All-Pro for the first time. Munchak was the centerpiece of an offensive line which helped the Oilers to seven consecutive playoff appearances (1987-93), including AFC Central Division titles in 1991 and '93. He retired in 1993 after playing in 159 regular-season games. He joined the Oilers coaching staff in 1994 and was head coach of the Tennessee Titans from 2011-13. Munchak served as the offensive line coach for the Pittsburgh Steelers from 2014-18 and is currently the offensive line coach for the Denver Broncos.



Franco Harris

Fullback
Inducted: 1990

*Penn State, 1969-71
Pittsburgh Steelers, 1972-83
Seattle Seahawks, 1984*

In 13 NFL seasons, Franco Harris rushed for 12,120 yards on 2,949 carries and scored 91 touchdowns. He ranks No. 15 in the NFL in all-time rushing. He topped the 1,000-yard mark eight times and totaled more than 100 yards rushing in 47 games. The Most Valuable Player in Super Bowl IX, Harris was elected to play in nine Pro Bowls. He was the 13th player chosen in the first round of the 1972 NFL Draft. Harris joined teammate Jack Ham on the Pro Football Hall of Fame All-Pro team of the 1970s.



Lenny Moore

Running Back
Inducted: 1975

*Penn State, 1953-55
Baltimore Colts, 1956-67*

Lenny Moore's high-stepping style as an offensive centerpiece of the Baltimore Colts' title teams of the late 1950s earned him the nickname "Spats." In 12 seasons, he was a five-time All-Pro, played in seven Pro Bowls and set an NFL record by scoring at least one touchdown in 18 consecutive games. He missed most of the 1963 season and was voted the 1964 Comeback Player of the Year, racking up more than 1,000 yards rushing and receiving and scoring 20 TDs. He had career-highs of 649 rushing yards (7.5 ypc) as a rookie in 1956, and 50 catches and 938 receiving yards in 1958. He scored 113 TDs and gained 12,451 yards of offense in his career. Moore was selected for the Hall of Fame All-Pro squad of the 1950s.



Dave Robinson

Linebacker
Inducted: 2013

*Penn State, 1960-62
Green Bay Packers, 1963-72
Washington Redskins, 1973-74*

Dave Robinson was enshrined on August 3, 2013. From Mount Laurel, N.J., Robinson was a 1962 first-team All-American and a three-year letterman, helping Penn State to a 24-8 record from 1960-62, including wins in the 1960 Liberty Bowl and the 1961 Gator Bowl as an offensive and defensive end. The Green Bay Packers selected Robinson in the first round of the 1963 NFL Draft (14th overall). He played linebacker for the Packers from 1963-72 and the Washington Redskins in 1973-74. A three-time Pro Bowl pick (1966-67, 1969) and two-time first-team All-Pro (1967, 1969), he was a starter on three NFL title (1965-67) and Super Bowl (I and II) winning teams. Named to the NFL's 1960s All-Decade team, he intercepted 27 passes in his 12-year career. Robinson, who resides in Akron, Ohio, was enshrined into the National Football Foundation College Hall of Fame in 1997 and the Green Bay Packers Hall of Fame in 1982.

HALL OF FAME INDUCTEES

LaVAR ARRINGTON

Arrington was elected to the College Football Hall of Fame as part of the 2022 class and was inducted on December 6, 2022. The 12th Nittany Lion ever selected as a two-time first-team All-American, Arrington earned unanimous honors in 1999. In 1999, he was the recipient of the Butkus Award as the nation's top linebacker and the Bednarik Award as the country's top defensive player. A finalist for the Nagurski and Lombardi awards, Arrington finished ninth in the 1999 Heisman Trophy voting. A two-time First Team All-Big Ten honoree, Arrington became the first sophomore to ever be named the Big Ten Defensive Player of the Year when he received the honor in 1998. The 1999 Jack Lambert Award recipient led the Nittany Lions to three bowl games, including wins in the 1999 Outback Bowl and the 1999 Alamo Bowl. Penn State finished in the top 20 national rankings all three years of his career, highlighted by a No. 11 finish in 1999. Arrington racked up 173 tackles, 39 tackles for loss, 19 sacks and three interceptions.

HUGO BEZDEK

Born in Prague, Czechoslovakia on April 1, 1884, Hugo Bezdek was head coach at Penn State for 12 years (1918-29), compiling a 65-30-11 record, including undefeated seasons in 1920 and 1921. A four-year All-American at the University of Chicago, he played fullback in football and second base in baseball. Bezdek enjoyed a 24-year collegiate coaching career in which he also served as head coach at Oregon (1906, 1913-17) and Arkansas (1908-12). His 1917 Oregon squad defeated Pennsylvania, 14-0, in the Rose Bowl. He later managed the Pittsburgh Pirates Baseball Club (1917-19). Bezdek, who died in 1952, was named to the National Football Foundation College Football Hall of Fame in 1954 and the Helms Foundation College Hall of Fame in 1960.



Halfback John Cappelletti led Penn State to a 12-0 season in 1973 and won the Heisman Trophy, Maxwell and Walter Camp awards as the nation's outstanding player. Cappelletti ran for 1,522 yards as a senior and is the only Nittany Lion to rush for 200 yards in three consecutive games. An emotional Cappelletti dedicated the Heisman Trophy to his younger brother, Joey, who was battling leukemia, during a moving acceptance speech that has become part of Penn State and college football lore. Cappelletti was inducted into the National Football Foundation College Football Hall of Fame in 1993.

BILL BOWES

Bowes was a team captain for Hall of Fame coach Rip Engle during the 1964 season. The 1962 squad finished 9-2 and ranked ninth in the Associated Press (AP) and United Press International (UPI) polls, while the 1963 team was 7-3 en route to a final ranking of 16th in the UPI poll. In his senior season, Bowes and the Nittany Lions finished 6-4 and voted down the opportunity to play in the Gator Bowl despite a stunning 27-0 over second-ranked Ohio State and a 28-0 win over Pitt to end the season. Following his graduation, Bowes served as a graduate assistant for the Nittany Lions for the 1965 season before joining the UNH coaching staff. A native of nearby Blanchard, Pennsylvania and Lock Haven High School, Bowes is the winningest coach in Yankee/Atlantic 10 Conference history, posting a 175-106-5 record during his 27 seasons (1972-98) as the head coach at the University of New Hampshire. Bowes took the reins for the Wildcats in 1972, becoming the youngest head coach in program history. He led UNH to four Yankee Conference championships and guided the Wildcats to the NCAA playoffs four times. Bowes was inducted into the National Football Foundation College Football Hall of Fame as a coach on December 6, 2016.

JOHN CAPPELLETTI

The 1973 Heisman Trophy winner, John Cappelletti helped the Nittany Lions to a perfect 12-0 season and No. 5 national ranking in both of the major polls. A consensus All-American, Cappelletti rushed for 1,522 yards and 17 touchdowns in 1973. The Upper Darby, Pennsylvania, native put together three straight 200-yard rushing games in the final month of the season, including a high of 220 against NC State. Cappelletti also received the Maxwell Trophy and was selected as Player of the Year by ABC-TV, United Press International, the Philadelphia Sports Writers Association, the Walter Camp Foundation and the Washington Touchdown Club. He played in the Hula and Senior bowl games. Cappelletti's career yardage total of 2,639 still ranks him No. 12 on the Lions' all-time rushing list. His 1973 rushing total is fourth on the school season rushing list to Larry Johnson (2,087), Lydell Mitchell (1,567) and Ki-Jana Carter (1,539). A first-round draft choice of the National Football League Los Angeles Rams, Cappelletti played 10 seasons in the professional ranks, six in Los Angeles and four with the San Diego Chargers. Cappelletti was inducted into the National Football Foundation College Football Hall of Fame on December 7, 1993.

KERRY COLLINS

A native of West Lawn, Pennsylvania, Kerry Collins was inducted into the National Football Foundation College Football Hall of Fame on December 4, 2018. He was selected an All-American by the Associated Press, United Press International, The Football News, Football Writers Association of America, Walter Camp and Sporting News in 1994. He also captured two of college football's major postseason prizes - the Maxwell Award (nation's outstanding player) and the Davey O'Brien Award (nation's top quarterback). Collins finished fourth in the Heisman Trophy balloting and garnered Player of the Year honors from ABC-TV/Chevrolet and the Big Ten. Collins posted the fourth-best season passing efficiency mark in NCAA history (172.8). At the end of his career, he had broken Penn State season records for total offense (2,660), completions (176), passing yardage (2,679), completion percentage (66.7), yards per attempt (10.15) and passing efficiency (172.86). He also set the mark with 14 consecutive completions at Minnesota, which was broken by Trace McSorley in 2017. Collins was the linchpin of an explosive offense that shattered 14 school records and led the nation in scoring (47.8 ppg) and total offense (520.2 ypg.). The first-round pick of the Carolina Panthers in the 1995 National Football League Draft and the fifth player selected overall, Collins enjoyed a 17-year career in the NFL. He played for Carolina (1995-98), the New Orleans Saints (part of the 1998 season), the New York Giants (1999-2003), Oakland Raiders (2004-05), Tennessee Titans (2006-10) and the Indianapolis Colts (2011). He capped the 2000 season by leading the Giants to Super Bowl XXXV.

SHANE CONLAN

Shane Conlan, the leader of Penn State's outstanding defenses in 1985 and '86, was enshrined in the National Football Foundation College Football Hall of Fame in 2014. A two-time first-team All-American, Conlan became the 18th former Nittany Lion player and 23rd member of the Penn State football family to be inducted into the Hall of Fame. A senior co-captain in 1986, Conlan was instrumental in Penn State's 23-1 record his last two seasons, with two National Championship game appearances. Conlan capped his career by leading a superlative defensive effort in the 1987 Fiesta Bowl to earn the game's Most Valuable Defensive Player, recording eight tackles and two interceptions to lead Penn State past previously unbeaten Miami, 14-10, for the 1986 national title. A four-year letterman and a three-year starter for Hall of Fame coach Joe Paterno, Conlan was a consensus first-team All-American in 1986. The Buffalo Bills selected Conlan with the No. 8 overall pick in the first round of 1987 NFL Draft and he earned NFL Rookie of the Year and Defensive Rookie of the Year honors. Conlan played nine years in the NFL, attaining three Pro Bowl selections and helping the Bills win three consecutive AFC Championships.

KEITH DORNEY

Keith Dorney, a two-time All-American at tackle for the Nittany Lions in 1977 and 1978, was inducted into the National Football Foundation College Football Hall of Fame in December 2005. He is the 16th former Nittany Lion player so honored and the 20th member of the Penn State football family to earn college football's highest honor. Dorney was selected an All-American by the Football Writers in 1977 and in 1978 by the Associated Press, Football Writers, the American Football Coaches Association, NEA, Sporting News, United Press International and Walter Camp. A native of Allentown, Pennsylvania, he played nine seasons with Detroit (1979-87) of the National Football League.

CHARLES "RIP" ENGLE

Charles A. "Rip" Engle achieved national prominence as Penn State's 13th head coach. A native of Salisbury, Pennsylvania, he was a four-sport standout at Western Maryland College, graduating in 1930. Engle began his coaching career at Waynesboro (Pennsylvania) High School, where he compiled an 86-17-5 mark in 11 years, including three unbeaten seasons and eight conference championships. He joined the staff at Brown in 1942 and was promoted to head coach two years later. Engle was named head coach at Penn State in 1950 and guided the Lions to a 104-48-4 record in 16 years, winning three of four bowl games and three Lambert Trophies. In 1970, Engle won the Amos Alonzo Stagg Award for his contributions to football. He was inducted into the National Football Foundation College Football Hall of Fame in 1974. Engle died March 7, 1983, in Bellefonte, Pennsylvania. He was born March 26, 1906.

JACK HAM

An All-American in 1970, Jack Ham became the 10th Nittany Lion to be enshrined in the National Football Foundation College Football Hall of Fame when he was inducted in 1990. Ham was the first Penn State product in both the college and professional football halls of fame (Dave Robinson). A nine-time All-Pro linebacker for the National Football League's Pittsburgh Steelers, Ham was enshrined at Canton in 1988. As a senior co-captain in 1970, Ham had 91 tackles and intercepted four passes. He still shares a pair of defensive records for blocked punts: four in his career, three in his final season. He had 251 career tackles (143 solo). A second-round draft choice of the Steelers in 1971, Ham developed into one of the NFL's most outstanding linebackers. He is a Penn State Distinguished Alumni Award recipient.

DICK HARLOW

A Penn State graduate, Dick Harlow served as the Nittany Lions' head coach for three seasons (1915-17), compiling a 20-8 record. A two-year letterman, he also was a member of the baseball and track teams. After leaving Penn State, Harlow was the head coach at Colgate (1922-25), Western Maryland (1926-34) and Harvard (1935-42, 45-47). At Harvard, Harlow was voted Coach of the Year in 1936 and a year later was chosen as the Ivy League Coach of the Year. He was named to the National Football Foundation College Football Hall of Fame in 1954. A native of Philadelphia, Pennsylvania, Harlow died in 1962. He was born Oct. 19, 1889.



Ted Kwalick was inducted into the National Football Foundation College Football Hall of Fame in 1989.

BOB HIGGINS

Bob Higgins, a native of Corning, New York, came to Penn State as a student in 1914 and became one of only five players in the history of Nittany Lion football to earn five letters. An end on Walter Camp's All-America team in 1919, he served as captain as a senior. Higgins also lettered in baseball, boxing and wrestling and played two years of professional football with the Canton Bulldogs. His coaching career included stays at West Virginia Wesleyan University and Washington University in St. Louis, before he returned to Penn State in 1928 as an assistant. Higgins was appointed the Lions' head coach in 1930 and compiled a 91-57-11 record in 19 seasons. His 1947 team was unbeaten in the regular-season and tied SMU, 13-13, in the 1948 Cotton Bowl. Higgins, who died in 1969, was elected to the National Football Foundation College Football Hall of Fame in 1954. He was born Nov. 24, 1893.

GLENN KILLINGER

Glenn Killinger was named to the 1921 Walter Camp All-America team at quarterback after leading Penn State to two straight undefeated seasons. He earned nine letters in football, basketball and baseball. He also coached at Penn State, Dickinson, Rensselaer and Moravian and played professional football with the New York Giants. Killinger joined the faculty at West Chester (Pa.) State College in 1934 and served in various capacities, including head football and baseball coach, athletic director and dean of men. A native of Harrisburg, Pennsylvania, Killinger died July 25, 1988 in Stanton, Delaware. He was born Sept. 13, 1898.

TED KWALICK

Penn State's second two-time All-American, tight end Ted Kwalick was inducted into the National Football Foundation College Football Hall of Fame in 1989. In his three-year career (1966-68), Kwalick caught 86 passes for 1,343 yards and 10 touchdowns. After making a pair of All-America teams as a junior, Kwalick was a consensus choice as a senior, while finishing fourth in the Heisman Trophy voting. He played in the College All-Star and the Coaches All-America games and the Senior Bowl following his senior season. Kwalick was a 1969 first-round draft choice of the San Francisco 49ers and enjoyed a distinguished career with the 49ers, Oakland Raiders and, briefly, the Philadelphia Bell of the World Football League, before retiring in 1977. He was a member of the Raiders' Super Bowl XI championship team and was selected to play in three Pro Bowls. In nine NFL seasons, Kwalick averaged 15.3 yards per catch on 168 pass receptions.

RICHIE LUCAS

Richie Lucas, who was inducted into the National Football Foundation College Football Hall of Fame in 1986, enjoyed an outstanding Penn State career as a two-way player from 1957-59. He won the Maxwell Award, was a first-team All-American at quarterback and was second in the 1959 Heisman Trophy balloting. As a senior, the Glassboro, Pennsylvania, native led Penn State to a 9-2 record and a 7-0 victory over Alabama in the first Liberty Bowl. He led the team in rushing (325 yards) and passed for 913 yards and five touchdowns, completing 58 of 117 passes. He also punted 20 times for a 34.0-yard average and returned five interceptions for 114 yards. Following a brief professional football career, he entered athletic administration at Penn State. He retired in 1998 as an assistant athletic director.



Lydell Mitchell was inducted into the National Football Foundation College Football Hall of Fame in 2004.

PETE MAUTHE

Pete Mauthe lettered four years (1909-12) at fullback during which time Penn State posted a 26-2-4 record. Mauthe, captain of the 1912 team, also was an outstanding punter and placekicker. As a senior, he kicked a 52-yard field goal and scored 119 points, including 11 touchdowns. Born July 8, 1890 in Turkey City, Pennsylvania, he became president of a mining company in Youngstown, Ohio. Mauthe, who died in 1967, was inducted into the National Football Foundation College Football Hall of Fame in 1957. He was honored in 1964 as a distinguished alumnus of the University.

SHORTY MILLER

Eugene E. "Shorty" Miller, a 5-foot-5 quarterback who was inducted into the National Football Foundation College Football Hall of Fame in 1974, earned Walter Camp third-team All-America honors after leading Penn State to an 8-0 record in 1912. A four-year letterman, the Harrisburg, Pennsylvania, native also served as captain of the baseball team. He played several seasons of professional football with Massillon (Ohio) and later served as a highly respected college and professional football official. He died in 1966 after a career as a teacher, coach and administrator in the Harrisburg school system. Miller was born on Nov. 15, 1890.

LYDELL MITCHELL

Penn State's long-time season and career touchdowns record-holder, Lydell Mitchell was inducted into the National Football Foundation College Football Hall of Fame on December 7, 2004. A product of Salem, New Jersey, Mitchell was a standout running back from 1969-71, helping the Nittany Lions to a 29-4 record. He earned first-team All-America accolades and finished fifth in Heisman Trophy balloting in 1971 after breaking three NCAA season records — most touchdowns (29), most rushing TDs (26) and points scored (174). Mitchell ran for 1,567 yards in 1971, a school season record that stood for more than 30 years. At the end of his career, he held Penn State records for touchdowns in a season (29), career touchdowns (41) and career rushing touchdowns (38). Mitchell played in the National Football League with Baltimore (1972-77), San Diego (1978-79) and the Los Angeles Rams (1980).

HISTORY & HONORS



Mike Reid was inducted into the College Football Hall of Fame in 1987.

DENNIS ONKOTZ

One of only 12 Penn State players to be named first-team All-America in consecutive years, Dennis Onkotz was a defensive mainstay of the 1968-69 undefeated teams. A native of Northampton, Pennsylvania, Onkotz amassed 287 tackles, which still ranks seventh on the Lions' career list. His 11 interceptions are tied for 10th in school history. His three interception returns for touchdowns are a career record (since tied by Darren Perry). A versatile athlete who also returned punts, Onkotz's 13.2-yard average on 47 punt returns is No. 8 among the Nittany Lions' best-ever in that department. Onkotz made the 1969 Academic All-America team and was selected to play in the 1970 Hula Bowl. Chosen by the New York Jets in the third round of the 1970 NFL draft, Onkotz was forced to retire from professional football because of a severely broken leg suffered in his rookie season. Onkotz was inducted into the National Football Foundation College Football Hall of Fame on December 12, 1995.

JOE PATERNO

Joe Paterno's induction into the National Football Foundation College Football Hall of Fame took place on December 4, 2007, having been postponed from 2006 due to injuries he sustained in a sideline collision during a November game at Wisconsin. Paterno was scheduled to be among the first active players or coaches inducted into the Hall of Fame. He joined active coaches Bobby Bowden and John Gagliardi as inductees. Paterno and Bowden received the Gold Medal — the Foundation's highest and most prestigious honor — at the 2006 event via a video presentation. Paterno was the 21st member of the Penn State football family to gain induction into the Hall of Fame. From Brooklyn, New York, Paterno joined the Nittany Lions' coaching staff in 1950 soon after his graduation from Brown University. He was named head coach in 1966, introducing his "Grand Experiment" and rapidly turning Penn State into one of the nation's premier programs. A member of the coaching staff for 62 years, 46 as the head coach, Paterno is the winningest coach in the history of major college football, earning a 409-136-3 career record (74.9). Paterno was selected the American Football Coaches Association Coach of the Year an unprecedented five times and led the Nittany Lions to seven unbeaten, untied regular seasons and two National Championships in his 46 seasons. Paterno died from lung cancer at the age of 85 on Jan. 22, 2012 in State College, Pennsylvania.

MIKE REID

Mike Reid, the only Penn State player to win the Outland Trophy as the "outstanding interior lineman in college football," was inducted into the National Football Foundation College Football Hall of Fame in 1987. A bulwark of the 1968-69 teams, he was an All-American and All-East choice in 1969, when he recorded 87 tackles and returned an interception for a touchdown against Maryland. He also finished fifth in the Heisman Trophy balloting. Reid enjoyed a varied career at Penn State (1966-69), which included a lead role in the play "Guys and Dolls" and winning the 1967 Eastern heavyweight wrestling title. He starred with Cincinnati in the National Football League (1970-74), winning All-Pro honors twice, before retiring to devote full time to his music career. He has won numerous music awards, including the Grammy Award. Also a Penn State Distinguished Alumni Award recipient, he was named an NCAA Silver Anniversary Award recipient in 1995.

GLENN RESSLER


A dominant two-way lineman from 1962-64, Glenn Ressler was inducted into the National Football Foundation College Football Hall of Fame on December 11, 2001. A native of Dornisfe, Pennsylvania, Ressler won three varsity letters, excelling at center and middle guard. In his senior season of 1964, he was a consensus All-American and was the choice of Philadelphia's Maxwell Football Club as the nation's most outstanding player. Ressler played in the East-West Shrine Classic and Hula Bowl following his senior season in 1965. He played for 10 seasons with the Baltimore Colts of the National Football League after being selected in the third round of the 1965 draft. He was a member of the Colts' 1969 Super Bowl team and played on Baltimore's 1971 NFL Championship squad that defeated the Dallas Cowboys in Super Bowl V. Ressler was selected second-team All-NFL in 1968 by the New York Daily News.

DAVE ROBINSON

A dominant two-way end from 1960-62, Dave Robinson was inducted into the National Football Foundation College Football Hall of Fame on December 9, 1997. A product of Moorestown, New Jersey, Robinson was a three-year letterman playing on both sides of the ball for coach Rip Engle. As a senior in 1962, he led Penn State to a 9-1 regular-season, made 17 receptions for 178 yards and was named a first-team All-America by the Associated Press, NEA, Football Writers (Look), *Post* and *Time* magazines. The first-team All-East choice also was named the nation's top collegiate lineman by the Philadelphia Sportswriters. Robinson was a first-round draft choice of the Green Bay Packers and became an integral member of Vince Lombardi's squad, helping the Packers to the 1965 NFL Championship and victories in Super Bowls I and II. He was named All-Pro three times, playing for Green Bay from 1963-72 and concluding his career with the Washington Redskins in 1973-74. Robinson was enshrined in the Pro Football Hall of Fame in 2013.

STEVE SUHEY

Steve Suhey, whose Penn State career was interrupted by World War II, was inducted into the National Football Foundation College Football Hall of Fame in 1985. Born on Jan. 8, 1922 in Jamesville, New York, he enrolled in 1941 but left for three years of service in the Pacific with the Army Air Corps, before returning in 1946. He earned All-America honors as a member of the unbeaten 1947 team. He completed his degree while playing two years with Pittsburgh in the National Football League. He later coached at Waynesboro (Pennsylvania) High School before becoming a salesman for the L.G. Balfour Company until his death in 1977 on his 55th birthday. Suhey married the former Virginia Higgins, daughter of his collegiate coach, Bob Higgins. They had seven children, including Larry, Paul and Matt, who were all members of the 1976 Penn State football team.



Dave Robinson is a member of both the College Football Hall of Fame and the Pro Football Hall of Fame.

DEXTER VERY

Dexter Very, who was named to the National Football Foundation College Football Hall of Fame in 1976, never missed a game in his Penn State career (1909-12). An end who also returned kickoffs, he was named a second-team All-American as a senior and was part of one of college football's earliest passing combinations. Born Nov. 27, 1889 in Fairdale, Pennsylvania, he lost just two bouts in four years as a Nittany Lion wrestler. Very went on to become a collegiate football official and business executive in the Pittsburgh area. He died in 1980 at the age of 90.

CURT WARNER

Penn State's longtime career rushing leader, Curt Warner was inducted into the National Football Foundation College Football Hall of Fame on December 8, 2009. He was the 17th former Nittany Lion player and 22nd member of the Penn State football family to gain induction into the Hall of Fame. A two-time first-team All-American, the Pineville, West Virginia product made a tremendous impact on the program from 1979-82. He led Penn State in rushing in his final three seasons, helping the Nittany Lions compile a 31-5 record, with three bowl wins, including the 1982 National Championship. Upon completion of his career, Warner owned 42 school records, including Penn State career records for rushing yardage (3,398), 100-yard rushing games (18) and all-purpose yards in a game (341), among others. Warner averaged 5.2 yards per carry. He rewrote the school record by gaining 341 all-purpose yards in a victory at Syracuse in 1981, with a career-high 256 rushing yards. He gained a then-school record 4,982 career all-purpose yards. A two-time Fiesta Bowl Offensive Player of the Game, Warner is Penn State's career leader in bowl game rushing with 474 yards. The third player selected overall in the 1983 National Football League Draft, he had a productive eight-year career with the Seattle Seahawks and Los Angeles Rams. Warner owns an automobile dealership and lives in Camas, Washington.

HARRY WILSON

Harry "Light Horse" Wilson enjoyed an outstanding collegiate career and earned All-America recognition as a halfback at both Penn State (1921-23) and Army (1925-26). He led Penn State in scoring for two seasons (1922-23) and scored every touchdown for the Nittany Lions in the final six games of the 1923 season before leading Army in scoring for two consecutive years. Commissioned in 1928, he earned the Distinguished Flying Cross and the Air Medal with five oak leaf clusters after flying 45 combat missions as a pilot commander in the Army Air Corps in World War II. Born Aug. 6, 1902, he retired from the military in 1956. Wilson, who died on Oct. 26, 1990 in Rochester, New York, was inducted into the National Football Foundation College Football Hall of Fame in 1973.

PENN STATE ALL-TIME FOOTBALL LETTERMEN

A

Abbey, Don.....	1967-69
Abram, Wally.....	1967
Adams, Anthony.....	1999-2002
Adams, Askari.....	1996-99
Adams, Charlie.....	1969
Addie, Walt.....	1972-74
Adessa, Joe.....	1936-37
Adkins, Henry.....	1990
Ahrenhold, Frank.....	1969-71
Ahrenhold, Tyler.....	2010
Alberigi, Ray.....	1955-56
Alexander, Dave.....	1959-60
Alexander, Mike.....	1987
Alexander, Rogers.....	1982-85
Alford, Jay.....	2003-06
Alfreno, Jesse.....	2009
Alguero, Anthony.....	1978
Allar, Drew.....	2022-23
Alleman, Ronald.....	1957-59
Allen, Bruce.....	1944
Allen, Doug.....	1970, 1972-73
Allen, George.....	1968
Allen, Kaytron.....	2022-23
Allen, Marcus.....	2014-17
Allen, Mark.....	2015
Allen, Robert.....	1955
Allerman, Kurt.....	1974-76
Alpert, George.....	1983-84
Alston, Chris.....	1997
Alston, Kyle.....	2016
Alter, Spike.....	1937-39
Amor, Barney.....	2022
Amos, Adrian.....	2011-14
Amprim, L.R.....	1949
Anders, Paul.....	1950-51
Anderson, Bill.....	1996
Anderson, Danne.....	1985
Anderson, Dick.....	1961-63
Anderson, Jeff.....	1991
Anderson, Richie.....	1991-92
Anderson, Richy.....	2013
Anderson, Wilson.....	1931-33
Andress, John.....	1975-76
Andrews, Fritz.....	1935
Andrews, Kenn.....	1971-72
Andronici, Bob.....	1964-65
Angevine, Leon.....	1966-68
Anthony, Joseph.....	1937-38
Antolick, Lance.....	2005
Apke, Troy.....	2014-17
Arbutnot, James.....	1901-03
Archie, Mike.....	1992-95
Arcidiacono, Mark.....	2012
Argenta, Ron.....	1975-76
Argiriadi, Tim.....	1998
Arnelle, Jesse.....	1951-54
Arnst, John.....	1956
Arrington, LaVar.....	1997-99
Artelt, Ted.....	1922-24
Artis, Kaleb.....	2023
Ashley, Walker Lee.....	1979-82
Astle, Greg.....	1991
Astorino, Drew.....	2008-11
Atherton, Charles.....	1890-94
Atkins, Todd.....	1992-95
Atty, Ferris.....	1967-68
Auletta, Chris.....	2006
Aull, Charles.....	1889-91
Aumiller, Jack.....	1971
Austin, Bruce.....	1977

B

Baer, Ray.....	1920-21
Baggett, Matt.....	1988-91
Bahr, Chris.....	1973-75
Bahr, Matt.....	1976-78
Bailey, Don.....	1952-54
Baiorunos, Jack.....	1972-74
Baker, Chris.....	2007
Baker, Joe.....	2012
Baker, Ralph.....	1961-63
Baker, Trevor.....	2020
Bailou, Vic.....	1908
Balthaser, Don.....	1952-54
Banbury, J.R.....	1941-42
Baney, Matt.....	2015
Banks, Bill.....	1975-77
Bannon, Bruce.....	1970-72
Baran, Stan.....	1969
Barantovich, Alex.....	1936-38
Barber, Stew.....	1958-60
Barber, W.B.....	1950
Barclay, Watson.....	1887
Barham, Quinn.....	2010-11
Barkley, Saquon.....	2015-17
Barnes, Deion.....	2012-14
Barnett, W.D.....	1908
Barney, Don.....	1950-52
Barney, Tarow.....	2014
Barninger, Michael.....	1995
Barowski, Sean.....	1987
Barr, Adam.....	1904-05
Barr, Jim.....	1949-51
Barr, Tom.....	1981-82
Barrett, Dick.....	1965
Barrett, Fritz.....	1910
Barron, A.M.....	1910, 1913-14
Barry, P.A.....	1911
Bars, Brad.....	2011-12, 2014
Bartek, Len.....	1950-51
Bartek, Lou.....	1982
Barth, Lou.....	1934-36
Barvinchak, Dick.....	1973, 1975
Bassett, Bob.....	1977-78
Batdorf, John.....	1930
Bates, Ryan.....	2016-18
Battaglia, Mark.....	1980-82
Baublitz, Kyle.....	2011-13
Bauer, Trey.....	1984-87
Baugh, Kevin.....	1980-83
Beachum, Brandon.....	2008-11
Beamon, Hakeem.....	2020, 2022-23
Beatty, Charles.....	1947-49
Bebout, James.....	1911-13
Beck, Carl.....	1916, 20
Beckish, Mike.....	1984-86
Beckwith, Dan.....	1971
Bedenek, Joe.....	1921-23
Bedick, Tom.....	1962-63
Bedoski, A.J.....	1931-33
Beh, Noah.....	2015
Bell, Brandon.....	2013-16
Bell, Chris.....	2006-07
Bell, Fred.....	1945-47
Bell, Imani.....	1997-98, 2000
Bellamy, Herb.....	1984
Bellamy, Irv.....	1987
Bellas, Albert.....	1944-45
Bellas, Joe.....	1964-65
Belton, Bill.....	2012-14
Benfatti, Dave.....	2000-01
Benfatti, Lou.....	1990-93
Benjamin, Chuck.....	1974, 1976
Bennett, Robert.....	1900-01
Benson, Brad.....	1974-76

Bentz, Newsh.....	1920-22
Berfield, Wayne.....	1958, 1960
Bergman, Bud.....	1924, 1926
Bergstrom, Jeff.....	1980-81
Bernier, Kurt.....	1984-87
Berry, Parker.....	1931-33
Berryman, Punk.....	1911-15
Betts, Arthur.....	1950-51
Biesecker, Art.....	1901
Bill, Tom.....	1987-90
Biondi, Dan.....	1979-82
Bisson, Jason.....	2000
Black, Jim.....	1917
Blackledge, Todd.....	1980-82
Blacknall, Saeed.....	2014-17
Blair, R.W.....	1905
Blair, W.A.....	1898
Blanchard, Kevin.....	2013
Bland, Dave.....	1971-73
Blank, Paul.....	1938
Blasenstein, Joe.....	1960-62
Bleamer, Jeff.....	1973-74
Blick, John.....	1996-99
Blockson, Charlie.....	1953-55
Blosser, Mick.....	2000-01
Bochna, Derek.....	1990-93
Bodle, Dave.....	1977
Bohart, Joe.....	1957-58
Bohn, Wellington.....	1899-1900
Bolden, Rob.....	2010-11
Bolinsky, Rick.....	1899
Bonham, Jim.....	1941
Boone, Ed.....	1983, 1985
Boone, Jeremy.....	2007-09
Booth, John.....	1971
Botts, Mike.....	1969, 1971
Botula, Pat.....	1957-59
Bowden, A.T.....	1952
Bowen, Manny.....	2015-17
Bower, James.....	1964
Bowers, Nick.....	2018-19
Bowes, Bill.....	1962-64
Bowman, Kirk.....	1980-83
Bowman, NaVorro.....	2007-09
Boyce, Drew.....	2014
Boyd, James.....	1997-2000
Boyle, Rusty.....	1974
Bozick, John.....	1958-60
Brackett, Brett.....	2007-10
Braddock, Edward.....	1929
Bradley, Dave.....	1966-68
Bradley, Jim.....	1973-74
Bradley, Matt.....	1979-81
Bradley, Tom.....	1977-78
Brady, Kyle.....	1991-94
Branch, Bruce.....	1998-2001
Bratton, Rod.....	1974
Breneman, Adam.....	2013
Brennan, Thad.....	1993-94
Bresecker, A.S.....	1901-03
Brewster, Jesse.....	1931-32
Brezna, Steve.....	1968
Briggs, Bernard.....	1937
Brisker, Jaquan.....	2019-21
Bronson, John.....	2001-04
Brooks, Ellis.....	2018-21
Brosky, Bernard.....	1941
Brown, Cam.....	2016-19
Brown, Conrad.....	1950
Brown, Courtney.....	1996-99
Brown, Craig.....	1977
Brown, Cuncho.....	1995-98
Brown, Dontey.....	2006-07
Brown, Ed.....	1895
Brown, Gary.....	1987-90

Brown, George.....	1918-20
Brown, Ivan.....	1918
Brown, Ji'Air.....	2020-22
Brown, Jim.....	1978-81
Brown, Journey.....	2019
Brown, Justin.....	2009-11
Brown, Keith.....	1981
Brown, Levi.....	2003-06
Brown, Rick.....	1971-72
Brown, Sparky.....	1940, 1942-43
Brown, Sydney.....	1891-92
Brown, Torrence.....	2015-17
Brozeski, Brian.....	2000
Brubaker, Jeff.....	1988
Bruhn, Earl.....	1944
Brunie, Jeff.....	1982
Bruno, John C.....	1956
Bruno Jr., John.....	1984-86
Bruno, Joseph.....	2020
Brzenchek, Dave.....	1990
Buchan, Sandy.....	1962-64
Buchholz, Ryan.....	2016-17
Buchman, Barry.....	1985
Buck, Randy.....	2002
Buckwalter, Cliff.....	1974
Bullock, Darryl.....	1988
Bulvin, Jerry.....	1970
Bunn, Ken.....	1949-50
Burger, Todd.....	1989-92
Burkhart, Chuck.....	1968-69
Burns, Billy.....	1899
Burns, Harry.....	1906-07
Burton, Dorian.....	2005
Bush, John.....	1974-75
Butler, Deon.....	2005-08
Butler, Jabari.....	2018
Butterfield, Dick.....	1960
Butterworth Alex.....	2012-13
Buttle, Greg.....	1973-75
Butya, Jeff.....	1981
Buzin, Mike.....	1996, 1998
Buzin, Rich.....	1966-67
Bycoskie, Drew.....	1984-86
Byers, P.J.....	2012

C

Cabinda, Jason.....	2014-17
Cadogan, Gerald.....	2006-08
Cain, Noah.....	2019, 2021
Calderone, Jack.....	1955-56
Caldwell, J.W.....	1955
Campbell, Bob.....	1966-68
Campbell, Charles.....	1905-06
Campbell, Chris.....	1994-96
Campbell, Christian.....	2014-17
Campbell, Kevin.....	1984
Capone, Gino.....	2000-03
Capozzoli, Tony.....	1976
Cappelletti, John.....	1971-73
Cappelletti, Mike.....	1976
Caprara, Babe.....	1956-57
Capretto, Bob.....	1966-67
Caravella, Rich.....	1975
Carlson, Cory.....	1994-95
Carraher, Scott.....	1983
Carroll, Mike.....	1996
Carson, Glenn.....	2010-13
Carter, Abdul.....	2022-23
Carter, Brent.....	2007-09
Carter, Gary.....	1968-70
Carter, Ki-Jana.....	1992-94
Carter, Kyle.....	2012-15
Cartwright, C.R.....	1887, 1989-91
Cartwright, Mike.....	1981

Caruso, Jordan.....	1997-2000
Case, Frank.....	1980
Casey, Rashard.....	1998-2000
Caskey, Howard.....	1944-45
Castagna, Colin.....	2017
Castignola, Jack.....	2013
Castor, Cody.....	2012
Castro-Fields, Tariq.....	2017-20
Caum, Don.....	1961-63
Caye, Ed.....	1957-60
Cefalo, Jim.....	1974-77
Ceh, Bob.....	1990-92
Cenci, Aldo.....	1941-43
Cephas, Dante.....	2023
Cerimele, Mike.....	1998-2000
Chamberlain, Rich.....	1985
Charles, Irvin.....	2016-17
Chavis, Tyrell.....	2017
Checa, Rafael.....	2018
Cherewka, Mark.....	1980
Cherundolo, Chuck.....	1934-36
Cherry, Tom.....	1968
Chiappialle, Cole.....	2013-14
Chisena, Dan.....	2019
Chisley, Lavon.....	2002-04
Chizmar, Brian.....	1986-89
Chizmar, Max.....	2021
Christ, Jimmy.....	2022
Christian, Greg.....	1973, 75
Chuckran, John.....	1944, 1948-49
Ciacciolo, Joe.....	2005-06
Ciacciolo, Paul.....	2008
Cimino, Pete.....	1959
Cino, John.....	1961
Cirafesi, Wally.....	1967, 1969
Cisar, Chris.....	1988, 1990, 1992
Clair, Eric.....	1992-95
Clapper, John.....	1896-97
Clark, Bruce.....	1976-79
Clark, Daryll.....	2006-09
Clark, Dave.....	1985-86
Clark, Harold.....	1913-16
Clark, John.....	1911-13
Clark, Richard.....	1952
Claus, Chris.....	1987
Clayton, Stan.....	1985-87
Cleary, Anthony.....	1995-97
Cleaver, G.G.....	1888
Clifford, Liam.....	2022-23
Clifford, Sean.....	2019-22
Clouser, Joe.....	1983
Coakley, Brennan.....	2009
Coates, Jim.....	1985-87
Coates, Ron.....	1962-63
Cobbs, Duffy.....	1983-86
Coccoli, Don.....	1967
Coder, Craig.....	1977-78
Coder, Ron.....	1974-75
Colasanti, Chris.....	2008-10
Colbus, H.H.....	1916
Cole, Clyde.....	1932-33
Cole, Eric.....	1996-99
Cole, Glen.....	1970-71
Coles, Joel.....	1979-80, 1982
Collins, Aaron.....	1994-97
Collins, Ahmad.....	1994, 1996-97
Collins, Andre.....	1986-89
Collins, Chris.....	1983-86
Collins, George.....	1928, 1931-32
Collins, Gerry.....	1989-91
Collins, Jason.....	1994-95, 1997
Collins, Kerry.....	1992-94
Collins, Phillip.....	1993-94
Colone, Joe.....	1942, 1946-48
Conforto, Mike.....	1978

HISTORY & HONORS

PENN STATE ALL-TIME FOOTBALL LETTERMEN

Conlan, Shane1983-86
 Conlin, Chris1984-86
 Conlin, Keith1992-95
 Conlin, Kevin1996-97
 Conn, Donald1931
 Connor, Dan2004-07
 Conover, Larry1916-17, 1919
 Contz, Bill1980-82
 Conway, Brett1993-96
 Cooney, Larry1944-45, 1947-48
 Cooper, Eufard1985
 Cooper, Jake2015-18
 Cooper, Mike1968-70
 Cooper, William1933, 1935
 Corbett, Wayne1965-66
 Corbin, Cliff1977
 Corrado, Daniel2005
 Correal, Chuck1977-78
 Cosby, T.C.2002-03
 Costantini, Sebastian2021-22
 Costlow, Dave2003
 Cothran, Curtis2015-17
 Cothren, Parker2014-17
 Coulson, Bob1906-07
 Cousins, Kevin2008
 Craft, George1900
 Crawford, Jack2008-11
 Crawford, Rowan1943
 Crenshaw, Sam1998-99, 2001
 Cripps, R.J.1950-51
 Cromwell, Troy1986
 Cronin, Paul2002-05
 Crosby, Ron1974-76
 Crowder, Randy1971-73
 Crummy, Bill1976, 1978
 Cabbage, Ben1916, 1919
 Culpepper, Judge2019-20
 Cummings, Ralph1899-1902
 Cunningham, Eric1977-78
 Cure, Dave1897-99
 Kurkendall, Pete1985-87
 Curry, Jack1965-67
 Curry, Tom1930-31
 Curtin, Joe1895, 1897-98
 Cyphers, Cy1906-08
 Czarnicki, Stan1915-17
 Czekaj, Ed1943, 1946-47

D

D'Amico, Rich1979-81
 Dailey, Andrew2008-10
 Daily, Pat1983
 Daise, Nick2006
 Daman, Bob1991
 Daniels, David1988-90
 Daniels, Maurice1996-99
 Dangerfield, Harold1925-27
 Danser, Gene1952-54
 Dare, Eric2002
 Darling, Kevin2006
 Darien, Dae'Lun2017-18
 Darragh, Scudder1926-27
 Daugherty, George1968
 Davie, Bryan2013
 Davis, Cliff1961
 Davis, Da'Quan2012-13
 Davis, Desi2017
 Davis, Jeff1995
 Davis, Jeremiah2002
 Davis, Larry1943
 Davis, Robert1941-42
 Davis, Scott2003-04
 Davis, Stephen1985-87
 Davis, Steve1972

Davis, Tony2005-08
 Davis, Troy1987-88
 Davis, Tyler2016-17
 Dawkins, Joe1998
 Dawkins, Nick2021, 2023
 Day, Derek2010-12
 Dean, J.M.1901
 Debes, Gary1971, 1973
 Debler, Bill1941
 DeCindis, Ed1930
 DeCohen, Daryl1987
 DeFalco, Dan1952-54
 Deibert, John1963-64
 Delich, Steve2002
 Della Penna, Frank1954-55
 Della Valle, Jesse2012-14
 Delmonaco, Al1966
 Delp, George1926-28
 DeLuca, Dominic2022-23
 DeLuca, James1958
 DeLuca, Richard1954-56
 DeMarino, Danny1935, 1937
 Demler, Fred1974
 Dennis-Sutton, Dani2022-23
 DePasqua, John1986
 Deter, Jim1988-91
 Deuel, Gary1968-70
 Devenney, Tom2016
 Devlin, Chris1972-74
 Diange, Joe1976-77
 Diedrich, Yutz1928-30
 Dieffenbach, Miles2012-14
 Diehl, Amby1897
 Di Leo, Frank2018
 Dill, Richard1958
 DiMidio, Dean1983-85
 Diminick, Joe1976-78
 Dimmerling, Carl1944-45
 Dingle, Cliff1992-94
 Dinkins, Khalil2023
 Dinkins, Kolin2023
 Dixon, Johnny2021-23
 Dixon, Joe2020
 Dodd, Horace2000
 D'Onofrio, Mark1988-91
 Dodge, Fred1900-02
 Donaldson, Rick1976-79
 Donato, Joe1976
 Donato, Sammy1936-37
 Donchez, Tom1971, 1973-74
 Donkoh, Anthony2023
 Donovan, Tom1975-76, 1978-79
 Dooley, Jim1951-52
 Dorney, Keith1975-78
 Dotson, Jahan2018-21
 Dougherty, Owen1949-50
 Dowler, Henry1889-93
 Downing, Dwayne1985-87
 Dowrey, Derek2013-16
 Dozier, D.J.1983-86
 Drake, Curtis2009
 Drayton, Troy1991-92
 Drazenovich, Andy1978
 Drazenovich, Chuck1945, 1947-49
 Drazenovich, Joe1947-49
 Drees, Jamie1992
 Drummond, Eddie1999-2001
 Ducatte, Gregg1969-71
 Dudas, Jordan2014-15
 Duffy, Gene1990
 Duffy, Pat1990
 Duffy, Roger1987-89
 Dugan, Bill1979-80
 Dukes, Curtis2012

Duman, Jack1967
 Dunn, John1977
 Dunn, Mother1903-06
 Dunsmore, J.A.1893-96
 Dunsmore, James1894-95
 Dunsmore, William1893
 Dupree, Andre2012
 Durant, Zane2022-23
 Durkota, Jeff1942, 1946-47
 Duval, Red1928-30
 Duzansky, Tyler2023
 Dwyer, Robbie2022

E

Eachbach, Herb1928-29
 Eaise, Jim1973-74
 Easy, Omar1999-2001
 Eberle, Gary1965
 Eberly, Chris1995-97
 Ebersole, John1967-69
 Ebiketie, Arnold2021
 Economos, Jack1935-37
 Edgerton, Robert1916
 Edmonds, Greg1968-70
 Edwards, Earle1928-30
 Edwards, Grover1977-80
 Effner, Bryce2020-22
 Ege, Ed1916
 Ehinger, Chuck1964-65
 Elbert, J.S.1897
 Elder, John1902-03
 Eliades, Lou2008-10
 Elsdon, Tyler2021-23
 Ellis, Buddy1971-73
 Ellis, Keaton2019-22
 Ellwood, Pop1923
 Ellwood, W.T.1937-38
 Emerson, Bill1982-83
 Enders, Paul1935, 1937
 Engle, Dad1910-12
 English, Rocco1976
 Engram, Bobby1991, 1993-95
 Enis, Curtis1995-97
 Eneyart, Craig1976
 Eppensteiner, John1967
 Ericsson, Bill1970
 Etter, Emery2012
 Etze, Eric1987-88
 Eury, Nick2019
 Evancho, Matt1996
 Evans, Maurice2006-08
 Evans, Omari2022-23
 Evans, Tommy1928-30
 Ewing, Mark1975
 Ewing, Stan1915-16
 Eyer, Don1951-53

F

Fagan, Mike1993
 Fagan, Ryan1997-98
 Fagnano, Jacob2010-12
 Falls, Tim2000-02
 Farkas, Gerry1960-62
 Farkas, Mike1979
 Farley, Eugene1918
 Farls, Jack1955-57
 Farmer, Koa2015-18
 Farrell, Mike2010-12
 Farrell, Sean1979-81
 Farris, Mark2006
 Fashanu, Olumuyiwa2021-23
 Fawkes, Edward1904
 Fay, Charles1891-92
 Fayak, Craig1990-93

Feeny, Chris1995
 Felbaum, F.V.1948-49
 Felder, Brandon2011-13
 Felder, Gus1999-2002
 Felkins, Alex2023
 Fera, Anthony2010-11
 Fessler, Billy2017
 Fessler, Henry2021
 Ficken, Sam2012-14
 Fields, Chafie1996-99
 Fields, Ron1991
 Figueroa, Frank2012
 Filak, John1924-26
 Filardi, Gerald1994-96
 Filkovski, Greg1990
 Finley, John1945-48
 Finney, Shamar1999-2001
 Firshing, William1917
 Fisher, Benjamin1888, 1892-94
 Fisher, Zuriyah2021, 2023
 Fitzkee, Scott1976-78
 Flanagan, Mike1987, 1990
 Flanagan, Patrick2012
 Fleischhauer, David1996-99
 Fletcher, Ambrose1994-95
 Flock, Freddy1922
 Flood, Robert1933
 Flythe, Mark1990-91
 Forbes, Marlon1992-94
 Ford, Devyn2019-21
 Forkum, Carl1902-04
 Fornadel, Matt1995-97
 Forney, Travis1997-99
 Fortt, Khairi2010-11
 Foster, Phillip1888-90
 Fox, Derek1996-99
 Franco, Brian1979-81
 Frank, Calvin1922-23
 Franzetta, Chuck1968
 Freeman, Tim1987-89
 Freiermuth, Pat2018-20
 French, Coop1928-30
 Frette, Mitch1985
 Fries, Will2017-20
 Frketch, Len1939-40
 Fruehan, Mark1982-83
 Fry, Arthur1934-35
 Frye, Mel1967
 Fugate, Thomas1900
 Fuhrman, Michael2012
 Fuhs, Bill1906
 Funk, Jim1981
 Furmanek, Alex2022
 Fusetti, Greg1990
 Fusina, Chuck1976-78

G

Gabel, Paul1972-73
 Gabriel, Ed1967
 Gabriel, Robert1949-50
 Gaertner, Brennan1987
 Gaia, Brian2013-16
 Gaines, Josh2005-08
 Gajecki, Leon1938-40
 Galardi, Joe1961-62
 Gallagher, Mac1991
 Gallman, Eric1995
 Gallucci, Jason1997
 Gancitano, Nick1982-84
 Ganter, Chris2002-04
 Ganter, Fran1968-70
 Ganter, Jason2005, 07
 Garban, Steve1956-58
 Garbinski, Mike1939-40, 1945

Gardner, Rich2000-03
 Garrett, Mike1982, 1984
 Garrity, Gregg1980-82
 Garrity, Jim1952-54
 Garthwaite, Bob1969
 Gash, Sam1988, 1990-91
 Gatten, Aaron1997-98, 2000
 Gattuso, Greg1981-83
 Gbadyu, Bani2007-10
 Gearhart, Tim1987-88
 Geise, Steve1975-77
 Gellerstedt, Alex2017
 Gelzheiser, Brian1991-94
 Gentilman, Victor1936-38
 George, Daniel2019-21
 Gerak, John1989, 1991-92
 Gernard, Robert1945
 Gersh, Don1971
 Gesicki, Mike2014-17
 Gethers, Ivory1989-92
 Getty, Charlie1971-73
 Giacomarro, Ralph1979-82
 Giannantonio, A.J.1937-38
 Giannetti, Frank1988-90
 Giftopoulos, Pete1985-87
 Gigliotti, Jason1992
 Giles, Darrell1983, 1985-86
 Gillard, Chuck1930
 Gilliam, Garry2010, 2012-13
 Gillikin, Blake2016-19
 Gilmore, Bruce1956, 58
 Gilmore, Deryk1988
 Gilmore, John1999-2001
 Gilmour, Robert1958, 1960
 Gilson, Mike1978
 Gingrich, Dick1963-65
 Ginnetti, Don1983-85
 Giotto, Tom1974-75
 Girton, B.J.1934
 Givens, Kevin2016-18
 Givens, Reggie1989-92
 Gladys, Gene1977-80
 Glassmire, H.M.1896
 Glennon, Bill1977
 Glocker, Rudy1991-92
 Glunt, Nate2000
 Glunz, Steve1976
 Gmerek, Ryan2009
 Gob, Scott1986-89
 Godlasky, Charles1949-50
 Godwin, Chris2014-16
 Goedecke, Albert1911
 Goganious, Keith1988-91
 Golarz, Tom2009
 Golden, Al1989-91
 Golden, Malik2013-16
 Golden, Terrell2004-07
 Gonzalez, Steven2016-19
 Goodman, Andrew2011
 Gordon, Tony1977
 Gordon, Trent2018-19
 Gorinski, Clarence1947
 Gotwals, John1905-06
 Gould, Robbie2001-04
 Graf, Dave1972-73
 Graham, A.1889
 Graham, Don1983-86
 Graham, James1943
 Graham, Jim1959
 Graham, Mark1990-92
 Graham, Ron1998-2001
 Grant, Basim1998
 Gratson, Joseph1950-52
 Gray, Alex1907-10
 Gray, Bas1923-25

PENN STATE ALL-TIME FOOTBALL LETTERMEN

Gray, Carl.....1995
 Gray, Gary.....1969-71
 Greeley, Bucky.....1991-94
 Green, G.R.....1925-26
 Green, Sam.....1952-53
 Green, Jason.....1994
 Green, Stephfon.....2008-11
 Greene, John.....1986-88
 Greenshields, Donn.....1926-28
 Gress, Adam.....2012-13
 Grier, Rosey.....1951-54
 Griffiths, Percy (Red).....1917, 1920
 Griffiths, Steve.....1979-80
 Grimes, Paul.....1918
 Grimes, Roger.....1966-67
 Grimshaw, John.....1930-32
 Groben, Dick.....1962
 Gross, Red.....1917
 Gross-Matos, Yetur.....2017-19
 Grube, Ryan.....1990-93
 Gudger, Eric.....1989
 Gulla, Chris.....2014-16
 Guman, Andrew.....2001-04
 Guman, Mike.....1976-79
 Gummo, Joe.....1998
 Gurski, John.....1983
 Gursky, Al.....1960-62
 Guthrie, Ed.....1977

H

Hackenberg, Christian.....2013-15
 Haden, Nick.....1982-83
 Haffner, Jack.....2013, 2015
 Hager, Gary.....1971-73
 Hahn, Matt.....2004-07
 Haines, Hinkey.....1919-20
 Halderman, O.G.....1952
 Haley, Ed.....1891-93
 Haley, Grant.....2014-17
 Hali, Tamba.....2002-05
 Hall, Albert.....2014-15
 Hall, Galen.....1959-61
 Hall, Patrick.....2004-06
 Hall, Tracy.....1979
 Halpin, R.D.....1941
 Ham, Jack.....1968-70
 Hamas, Steve.....1926-28
 Hamilton, DaeSean.....2014-17
 Hamilton, Darren.....1985
 Hamilton, Eric.....1985-86
 Hamilton, Harry.....1980-83
 Hamilton, Lance.....1983-85
 Hamilton, Neil.....1988-89
 Hamilton, William.....1922
 Hamler, KJ.....2018-19
 Hammonds, Shelly.....1990-93
 Hand, Brian.....1979
 Hanley, Dean.....1936-38
 Hansard, Fred.....2018-20
 Hansen, Albert.....1911-12
 Hapanowicz, Ted.....1943
 Haplea, Kevin.....2010-11
 Harding, Jim.....1955
 Hardy, Daequan.....2020-23
 Hardy, Darien.....2004-06
 Harlow, Dick.....1910-11
 Harper, Thomas.....1932
 Harrell, Chris.....2002-05
 Harrington, Bernard.....1927
 Harris, Aaron.....1997-99
 Harris, Al.....1981-82
 Harris, Charles.....1899
 Harris, Franco.....1969-71
 Harris, Giuseppe.....1979-81
 Harris, J.L.....1892-94

Harris, Pete.....1977-78, 1980
 Harrison, Harry.....1936-38
 Harrop, Colin.....2015
 Hart, Bob.....1960-62
 Hart, Kevin.....1976
 Hart, Rob.....1991
 Hartenstine, Mike.....1972-74
 Hartenstine, Warren.....1966
 Hartings, Jeff.....1992-95
 Hartings, Joe.....2000
 Hartlaub, Drew.....2018-21
 Harvan, George.....1951
 Harvey, Dale.....1993
 Hastings, Hal.....1925-27
 Hayes, C.E.....1918
 Hayes, Dave.....1960-62
 Hayes, Jerome.....2006-09
 Hayes, Lalon.....1897-98
 Hayman, Gary.....1972-73
 Haynes, Michael.....1999-2002
 Heckel, Fred.....1896-98
 Hedderick, Ray.....1948-49
 Heist, M.L.....1932
 Helbig, Bill.....1925
 Helkowski, Doug.....1988-91
 Heller, Jim.....1970-72
 Heller, Mike.....1991-92
 Heller, Ron.....1981-83
 Henderson, Hernon.....1987, 1989-90
 Henderson, Jason.....1994, 96
 Henderson, Marques.....1985-87
 Henry, H.....1905-06
 Henry, Lee.....1948
 Henry, Red.....1918-19
 Heppenstall, Charles.....1892
 Heppenstall, G.....1889
 Herd, Chuck.....1971-73
 Hermann, Burke.....1911
 Herring, Kim.....1993-96
 Herron, Ross.....1945
 Hershey, Frank.....1962-64
 Hesch, Matty.....1932
 Hess, Harold.....1916, 1919-20
 Hettinger, Scott.....1977-79
 Hewitt, Earl.....1898-1901
 Hewitt, Earl.....1927
 Hicks, Robert.....1944, 1947-49
 Higgins, Bob.....1914-17, 1919
 Hildebrand, Charles.....1887-91
 Hile, Charles.....1888-91
 Hill, Chappie.....1956
 Hill, Jed.....2007
 Hill, Jordan.....2009-12
 Hills, Lee.....1921
 Hines, Joe.....1981-83
 Hippenhammer, Mac.....2018-19
 Hirshman, Charles.....1906-09
 Hite, Jeff.....1973-75
 Hladun, Bob.....1980
 Hoak, Dick.....1958-60
 Hochberg, Jeff.....1983
 Hochberg, Jim.....1955
 Hockersmith, William.....1951
 Hodges, Gerald.....2009-12
 Hodne, Todd.....1978
 Hoffman, Robert.....1954-55
 Hoggard, Dennie.....1947-48
 Holes, Clint.....1994-95
 Holland, Jonathan.....2016-18
 Holloway, Alfred.....1901
 Holmberg, Rob.....1993
 Holmes, Caziah.....2020
 Holmes, Des.....2019-21
 Holmes, Wayne.....1994
 Holuba, Bob.....1968-70

Hondru, Bryan.....1965-66
 Hoover, Edward.....1950-51
 Horn, Keith.....1953-54
 Hornfeck, Dave.....1973-74
 Hornyak, John.....1986
 Horst, Tim.....1966, 1968
 Hoskins, George.....1892-94
 Hostetler, Doug.....1976-78
 Hostetler, Jeff.....1980
 Hostetler, Ron.....1975-77
 House, William.....1924-25
 Howle, Ty.....2011-13
 Huber, Bill.....1963-65
 Huffman, Jay.....1959-61
 Hufford, Squeak.....1920-22
 Hufnagel, John.....1970-72
 Hull, Gary.....1968-70
 Hull, John.....1970-71
 Hull, Josh.....2006-09
 Hull, Mike.....2011-14
 Hull, Tom.....1971-73
 Hummel, Alkey.....1975
 Hummel, Clarence.....1947
 Humphrey, Maurice.....2003
 Humphrey, Tom.....2001
 Humphries, Leonard.....1989-91
 Hunt, Tony.....2003-06
 Huntington, Greg.....1990-92
 Hutton, Neil.....1974, 76-77

I

Iagrossi, Mike.....1989
 Ickes, Lloyd.....1937-39
 Idemudia, Charles.....2015
 Ingram, Justin.....2000
 Ioane, Olaiavega.....2023
 Iorio, Blase.....2005
 Iorio, Joe.....1999-2002
 Irvin, Brian.....2011-12
 Irwin, Mike.....1964-66
 Isaac, Adisa.....2019-20, 2022-23
 Isom, Ray.....1984-86
 Izzard, Coziah.....2021-23

J

J-Thomas, Dvon.....2021-23
 Jacks, Al.....1956-58
 Jackson, Joe.....1973-74
 Jackson, John.....1887
 Jackson, Kenny.....1980-83
 Jackson, Roger.....1981-82
 Jackson, Tom.....1967-69
 Jackson, Tyoka.....1990-93
 Jacob, George.....1950
 Jacobs, Curtis.....2020-23
 Jaffurs, Johnny.....1941-43
 Jagers, Bob.....1979-80
 Jakob, David.....1987-89
 James, Don.....1914
 James, Jesse.....2012-14
 Janerette, Charlie.....1958-59
 Japchen, Geoff.....1988-89
 Jefferson, Paul.....2001-02, 04
 Jeffries, Cedric.....2007-09
 Jenkins, Sterling.....2018
 Jeram, Jerry.....1974
 Joachim, Steve.....1971
 Joe, Larry.....1942, 1947-48
 Johns, Gregg.....1985, 1987
 Johnson, Andre.....1993-95
 Johnson, Austin.....2013-15
 Johnson, Barry.....1971
 Johnson, Bill.....1973
 Johnson, Brad.....1995, 1997

Johnson, Brandon.....2014-15
 Johnson, Bryant.....1999-2002
 Johnson, Chan.....1949-51
 Johnson, Donnie.....2003-06
 Johnson, Donovan.....2018
 Johnson, Ed.....2003-04, 2006
 Johnson, Eddie.....1985-88
 Johnson, Fred.....1909-10
 Johnson, G.R.....1888
 Johnson, Howard.....1899
 Johnson, Jan.....2018-19
 Johnson, Juwan.....2016-18
 Johnson, Kyle.....2010
 Johnson, Larry.....1999-2002
 Johnson, Matt.....1985-87
 Johnson, Mike.....1973-75
 Johnson, Paul.....1967-69
 Johnson, Pete.....1967-69
 Johnson, Theo.....2020-23
 Johnson, Tim.....1983-86
 Johnson, Tim.....2003
 Johnson, Tony.....2000-03
 Johnston, Ray.....1891
 Jonas, Don.....1958, 1960-61
 Jonassen, Eric.....1987-88
 Jones, Bob.....1998-2001
 Jones, Brad.....1996
 Jones, Casey.....1916
 Jones, Corey.....1996, 1998-99
 Jones, Damone.....2002-03
 Jones, DaQuan.....2010-13
 Jones, Greg.....1979-80
 Jones, Richard.....1952-53
 Jones, T.J.....2020
 Jordan, Ellison.....2017
 Joseph, Daniel.....2018
 Joyner, Dave.....1969-71
 Joyner, Matt.....1996-98
 Jue, Bhawoh.....1998-2000
 Julius, Joey.....2015-16
 Junk, J.L.....1901-02
 Jurevicius, Joe.....1994-97

K

Kab, Vyto.....1979-81
 Kane, Billy.....1954-56
 Kane, Bob.....1964-65
 Kane, Fred.....1931
 Kania, Darrell.....1994-96
 Kanuch, James.....2005
 Kapinos, Jeremy.....2003-06
 Kaplan, Mike.....1928-30
 Karpinski, Keith.....1986-88
 Karson, Brad.....2000
 Kasperian, David.....1957-58
 Kates Jr., Jim.....1967-69
 Katshir, Charlie.....2019-21
 Keiser, Ryan.....2011-14
 Kelly, Hunter.....2019
 Kelley, Ken.....1979-82
 Kelly, Kevin.....2005-08
 Kelly, Paul.....1947-49
 Kemmerer, Ted.....1952
 Kennedy, Jimmy.....1999-2002
 Kenney, Alex.....2012-13
 Kerns, Mike.....1940-42
 Kerr, Jim.....1958-60
 Kerns, Mike.....1940-42
 Kersey, Shawney.....2010-11
 Kessler, Charles.....1887
 Kidwell, George.....1987
 Kiemeyer, Marc.....1998-99
 Killens, Terry.....1992-95
 Killinger, Glenn.....1918, 1920-21
 Kilmer, Ethan.....2004-05

Kimball, David.....2000, 2002-03
 King, Anthony.....1996-99
 King, Brian.....1992-95
 King, Frank.....1911
 King, Justin.....2005-07
 King, Kalen.....2021-23
 King, Kobe.....2022-23
 Kinlaw, Rodney.....2006-07
 Kissell, Tim.....1976
 Kleist, E.R.....1955
 Kline, Ben.....2012-13, 2015
 Kline, Bob.....1961
 Kline, Grayson.....2022
 Klingensmith, Gary.....1963-64
 Klopacz, Doug.....2010
 Klossner, Gary.....1971
 Kmit, Ed.....1964
 Knabb, Al.....1918
 Knapp, Ron.....1933-35
 Knechtel, Bob.....1970-71
 Knechtel, Rick.....1975
 Kneidinger, Otto.....1953-55
 Knittle, A.P.....1891
 Knizner, Matt.....1985-87
 Kochman, Roger.....1959-62
 Koegel, Warren.....1968-70
 Koerber, John (Dick).....1950
 Kohlhaas, Earl.....1957-59
 Koiwai, Mark.....1970
 Kollar, Jim.....1965-66
 Kominic, W.E.....1934
 Koniszewski, Jack.....1972-73
 Koontz, Al.....1963
 Kopach, S.J.....1940
 Korbini, Frank.....1958-59
 Koroma, Abe.....2007-08
 Kosanovich, Bronco.....1944-46
 Kraft, Rudy.....1917
 Krall, Joe.....1926-27
 Kranchick, Matt.....2003
 Kratt, George.....1914
 Kratzke, Ted.....1941, 1945
 Kraus, Joe.....1980-81
 Kreizman, Louis.....1932-34
 Krenicky, Doug.....1968
 Kriston, Rich.....1973-74
 Kroell, Chad.....1998
 Kroell, Josh.....1993-94
 Krouse, H. Leonard.....1939-41
 Krupa, Joe.....1934, 1936
 Krushank, Al.....1916
 Kuba, Dave.....1962
 Kubas, Greg.....1975-76
 Kubic, Andy.....2004-06
 Kubin, Larry.....1977-80
 Kugler, Pete.....1979-80
 Kulka, George.....1967-69
 Kulka, John.....1966-68
 Kulka, Todd.....1995
 Kunit, Don.....1964-65
 Kunkle, Bayard.....1905-06
 Kuntz, Christian.....2012
 Kuntz, Zack.....2019-20
 Kurlej, Brian.....1992
 Kurpeikis, Justin.....1997-2000
 Kuzemchak, Lee.....2006
 Kuzy, Rich.....1985-87
 Kwalick, Ted.....1966-68
 Kwaliq, Leo S.....1955
 Kyle, Bill.....1946-47

L

LaBarca, Chip.....1991-93
 Ladonis, Zach.....2013, 2016
 Lafferty, E.D.....1923-24

HISTORY & HONORS

PENN STATE ALL-TIME FOOTBALL LETTERMEN

LaFleur, Bill 1943, 1947
 Lagler, Regis 1972
 Lally, Joe 1976-78
 Lamb, Levi 1912-14
 Lambert-Smith, KeAndre 2020-23
 Landis, Carson 2020
 Landis, George 1968-70
 Landolt, Dennis 2007-09
 Lang, Alfred 1936
 Lang, Floyd 1945
 Lang, Jon 1960
 Lankford, Paul 1980-81
 LaPointe, Ron 1977, 1979
 LaPorta, Phil 1971-73
 Lasich, George 1929-31
 Laslavic, Jim 1970-72
 Latham, Kevin 2009-10
 Latimore, Eric 2008-11
 Latorre, Harry 1934-35
 Latsko, Mark 1979
 Latsko, Mike 1986
 Laube, Dave 1980-82
 Laurent, Wendy 2014-16
 Lavelle, Chris 1976
 Law, Clint 1955-56
 Lawlor, Dan 2007-08
 Lawn, Mark 1989
 Lee, Keyvone 2020-21
 Lee, Sean 2005-07, 2009
 Lee, Shawn 1995-98
 Lehman, Matt 2012-13
 Lenda, Ed 1965-66
 Lenda, Tyler 1999-2002
 Lenkaitis, Bill 1965-67
 Leonard, Bill 1950-52
 Lesh, Floyd 1909
 Lesko, Al 1926-27
 Levinson, James 1949
 Lewis, Will 2019-20
 Lewis, Evan 2011-12
 Lewis, Geno 2013-15
 Lewis, Sid 1985-86
 Leyden, Harry 1887-89
 Libiano, Lance 1994
 Light, Hobie 1923-24
 Lightner, Joe 1920-21
 Linski, Frank 1967
 Linsz, George 1887-88
 Lippincott, Lincoln 1968
 Liske, Pete 1961-63
 Litterelle, Jim 1966-67
 Livezey, Jack 1929-30
 Livziey, Jay 1956
 Lockerman, James 1956
 Logue, Lester 1918, 1922
 Lohr, William 1932
 Lonergan, Dan 1983
 Lonergan, Lance 1988
 Lord, N.M. 1890
 Love, Sean 1988-89
 Lovett, John 2021
 Lowry, Calvin 2002-05
 Lucas, Jordan 2012-15
 Lucas, Rich 1957-59
 Lucian, Mike 2007-08
 Lucyk, Dan 1966-67
 Ludwig, Larry 1971-72
 Luedeke, Rob 1990
 Lukac, Mike 2002-03
 Luke, R.J. 1999, 2001
 Luketa, Jesse 2018-21
 Lundberg, Arthur 1915
 Lundquist, Tom 2005
 Lungren, Cy 1925-27
 Lupo, Bob 1994

Lupold, Ken 1993
 Luther, Bill 1947-48
 Luten, John 1982-83
 Lutz, Isaac 2018-20
 Lyle, Craig 1970-71
 Lynch, Akeel 2013-15
 Lynn, D'Anton 2008-11
 Lyons, Jameial 2023
 Lyons, Jordan 2007
 Lytton, AJ 2021

M

Mack, King 2023
 Macklin, David 1996-99
 MacKensie, H.T. 1918
 Maddigan, Dan 1959
 Madera, Rags 1921
 Maginnis, Dick 1981-83
 Mahon, Brendan 2014-17
 Mahoney, Rog 1925-27
 Malinak, Don 1951-53
 Malinoski, Mike 1991-93
 Manca, Massimo 1982, 1985-86
 Mangiro, Angelo 2012-15
 Manney, Russ 2000
 Manoa, Tim 1983-86
 Marchi, Marino 1943, 1945
 Mariades, Jim 1943
 Marino, D.A. 1936
 Markiewicz, Joe 1989
 Markiewicz, Ron 1956-57
 Markovich, Mark 1971-73
 Marmo, Nick 2003-04
 Martella, Orient 1946
 Martin, Jack 1928-29
 Martin, Kirk 1983
 Martin, Percival 1899-1900
 Martz, William 1930
 Marczyk, Pete 1995-96
 Masciantonio, Carmen 1982-83
 Masella, Brian 1972-74
 Mason, J.D. 2011
 Massaro, Pete 2010, 2012
 Matesic, Tony 1989, 1991
 Mathers, William 1950
 Mattern, Frank 1891-92
 Mattern, Louis 1891
 Mattern, Roy 1891-92
 Matthews, James 1944-45
 Mauriello, Chris 2007
 Mauthe, Pete 1909-12
 Mauti, Michael 2008, 2010-12
 Mauti, Patrick 2009
 Mauti, Rich 1975-76
 Maxwell, Colton 2019
 Maxwell, Larry 1906-07
 Maxwell, William 1898-99
 Maybin, Aaron 2007-08
 Mayer, Shawn 1999, 2001-02
 Mazur, Walt 1955-56
 Mazzyk, Chris 1993-94
 McAndrews, John 1932
 McAndrews, Marty 1928-29
 McArthur, Doug 1968, 1970
 McBath, Mike 1965-67
 McCabe, Joe 1976
 McCann, Brian 1982
 McCann, Ernie 1923-25
 McCartin, Matt 1988-90
 McCaskey, Walter 1892-95
 McClain, Malik 2023
 McClaren, Walter 1934
 McCleary, E.H. (Bull) 1906-09
 McClellan, Ora 1908
 McCloskey, Mike 1979-82

McCullum, Stan 1920-21
 McCullough, Shelton 2009-10
 McCoy, Eric 1998-2003
 McCord, Jim 1969-70
 McCormack, Nerraw 2009
 McCormick, Jim 1966-67
 McCoy, Karl 1977-78
 McCoy, Robert 1944-45
 McCready, Nolan 2004-06
 McCullough, Shelton 2009
 McDonald, Quintus 1985-88
 McDowell, Cecil 1913-15
 McDuffie, O.J. 1989, 1991-92
 McGee, George 1904-05
 McGloin, Matt 2010-12
 McGovern, Connor 2016-18
 McGrath, Tom 1967
 McGregor, Shane 2012
 McHenry, Dave 1998
 McHugh, Sean 2000-03
 McIveen, Irish 1902-04
 McKee, W.B. 1933
 McKelvy, Chris 2001-03
 McKenzie, Kareem 1997-2000
 McKenzie, Rich 1989-92
 McKibbin, James 1894-95
 McLean, Harvey 1887-90
 McLean, Jim 1964
 McMahan, Tiny 1921-22
 McMillen, Bill 1930-31
 McMillen, Rich 1956-57
 McMunn, Stuart 1981-82
 McNaughton, Dave 1965
 McNutt, Neil 1997
 McPhearson, Josh 2017
 McPhearson, Zech 2017-18
 McPoland, Patrick 1950-51
 McQueary, Mike 1996-97
 McSorley, Trace 2015-18
 Meade, Mike 1979-81
 Mechling, Doug 1955-56
 Mehl, Lance 1977-79
 Meiga, Malick 2022-23
 Menet, Michal 2017-20
 Menhardt, Herb 1979-80
 Mercinko, Dan 1968
 Merise, Jesse 2013
 Mesko, Charlie 1969-71
 Metro, Joe 1936-38
 Michalske, August (Mike) 1923-25
 Mikelonis (Michaels), A.P. 1933-34
 Mikulski, Rob 1986
 Miles, Bill 1901-02
 Millen, Matt 1976-79
 Miller (Bowman), Brian 1993-96
 Miller, Cam 2022-23
 Miller, Daniel 1898-1900
 Miller, Donald 1964
 Miller, Eugene E. (Shorty) 1910-13
 Miller, Franklin 1898-1900
 Miller, Jeremy 2000
 Miller, Ran 1913-15
 Miller, Jarvis 2016-18
 Miller, John 1928, 30
 Miller, Samuel 1905
 Miller, Shareef 2016-18
 Miller, Thomas 1898-1900
 Miller, William 1935
 Millon, James 2002
 Mills, Zack 2001-04
 Milne, Brian 1993-95
 Milot, Rich 1977-78
 Miltenberger, Don 1944-45
 Miranda, Mike 2018-21
 Misiewicz, John 1943, 1947

Miskinis, Greg 2008
 Mitchell, Cordell 1996-99
 Mitchell, Jimi 2001, 2003
 Mitchell, John 1887
 Mitchell, Josh 1997, 2000
 Mitchell, Lydell 1969-71
 Mitchell, Scott 1973
 Mitinger, Bob 1959-61
 Mock, James 1887-89
 Moconyi, Andy 1956-58
 Moffitt, Sean 1990
 Monaghan, Brian 1991-93
 Monaghan, Ed 1986, 1988-89
 Monaghan, F. 1902
 Monaghan, Terry 1961-62
 Monroe, Ayron 2016-18
 Monroe, Pat 1981
 Montgomery, Tim 1966-67
 Moonves, Philip 1931
 Moore, Booker 1977-80
 Moore, Lenny 1953-55
 Moore, Red 1942-43
 Moorhead, Cal 1904-05
 Morelli, Anthony 2005-07
 Morgan, Bill 1966
 Morgan, Dan 1983-86
 Mori, Wade 1939-40
 Morini, Bob 1934
 Morris, George 1913-16
 Morris, John 1890
 Morris, Stephon 2009-12
 Morrison, Mac 1996-99
 Morrison, M.B. 1932-34
 Morrow, S.E. 1892
 Moscript, Andrew 1903-04
 Moser, Brian 1990-92
 Motz, W.R. 1890
 Moules, Todd 1982-85
 Moyer, Derek 2008-11
 Mrosko, Bob 1986-88
 Muckle, Harry 1944
 Muir, Ross 2007
 Mulbah, Fatorma 2022
 Mulrane, Tom 1957-59
 Mumford, Tony 1982-83
 Munchak, Mike 1979, 1981
 Mundell, Earle 1951
 Munson, Wayne 1969, 1971
 Mustipher, PJ 2018-22
 Munz, Paul 1926
 Murphy, Greg 1973-74
 Murray, Charles 1949
 Murray, Don 1948-49
 Murray, L.C. 1901
 Murray, W.A. 1895-97
 Murrer, Robert 1952
 Muscillo, V.J. 1992-93

N

Nabavi, Jonathan 2002
 Nagle, Bob 1972-73
 Nardolillo, Matt 1991-92
 Nash, Walter 1938-40
 Nassib, Carl 2013-15
 Nastasi, Joe 1995-98
 Natale, Dan 1972-74
 Neff, Norm 1958-59
 Nelson, Andrew 2014-17
 Nelson, JB 2022-23
 Nelson, Jim 1995-97
 Nemeth, Ted 1938-39
 Nessel, John 1973-74
 Neumyer, Jesse 2002
 Nichols, Skeeter 1982
 Nixon, Jeff 1996

Nobile, Leo 1942, 1946
 Noble, Brandon 1994-96
 Nolan, John 1945-47
 Nonemaker, Aubrey 1940
 North, Paul 1955-57
 Norton, Gregg 1990
 Norton, Neg 1944, 1947-49
 Norwood, Jordan 2005-08
 Nourzad, Hunter 2022-23
 Nwosu, Gabriel 2023
 Nye, Dirk 1964-65

O

O'Bara, Vince 1949-50
 Obeng-Agyapong, Stephen 2010-13
 Oberle, Joseph 1916
 Ochsner, Pete 1964
 Odell, Tom 1974-75
 Oden, Boris 1995
 O'Donnell, James 1916
 O'Donnell, Mike 1981
 O'Donnell, Scott 1981
 Odrick, Jared 2006-09
 Ogbu, Ollie 2007-10
 O'Hara, Frank 1933, 1935-36
 O'Hara, Jim 1933-35
 O'Keefe, Kevin 1990
 Ohrnberger, Rich 2006-08
 Okoli, Chima 2010-11
 Olaniyan, C.J. 2012-14
 Oldziejewski, Tom 1976
 Olsommer, Keith 1993-96
 O'Neal, Brian 1990, 92-93
 O'Neil, Ed 1971-73
 Onkotz, Andy 1976
 Onkotz, Dennis 1967-69
 Onkotz, Bob 1983-85
 Opfar, Dave 1981-82
 Oppermann, Henry 1959-60
 Oquendo, Jorge 1989
 Orbison, T.K. 1889
 Orsini, Mike 1971-73
 Orsini, Tony 1949-50
 Oruwarie, Amani 2015-18
 Osborn, Robert 1919
 Ostrosky, Doug 1997
 Ostrowski, Phil 1996-97
 Oweh, Odafe (Jayson) 2019-20

P

Pae, Dick 1959-60
 Paffenroth, Dave 1980-82
 Page, George 1911
 Painter, Heister 1915
 Palazzi, Lou 1941-42
 Palm, Mike 1922-23
 Palmer, Kinta 2003
 Palmer, Paris 2015-16
 Panaccion, Toots 1927-29
 Panoast, Tom 2016-17
 Pannell, DeOn'ae 2008-11
 Pannozzo, Romeo 1956-57
 Pankey, Irv 1977-79
 Pantall, Brad 1993-95
 Paolone, Bucky 1957-58
 Park, W.B. 1934
 Parlavacchio, Chet 1979-81
 Parmer, Brandon 1996-98
 Parrish, Floyd 1916
 Parsons, Bob 1969-71
 Parsons, Lloyd 1940
 Parsons, Micah 2018-19
 Pasqualoni, Paul 1971
 Pasquariello, Daniel 2014-15

PENN STATE ALL-TIME FOOTBALL LETTERMEN

Paterno, Jay.....	1989	Prevost, Jules.....	1923-24	Rickenbach, Eric.....	2000, 2002	Sales, Tyrell.....	2005-08	Shopa, Peter.....	1951-52
Paton, Tom.....	1963	Pribula, Beau.....	2023	Ricker, Ralph.....	1927-29	Salomone, Dom.....	2015	Short, Brandon.....	1996-99
Patrick, John G.....	1936	Price, J.C.....	1889	Ridenhour, Spencer.....	2005-06	Samuels, Bobby.....	1989, 1991	Short, Stan.....	1982-83
Patrick, John R.....	1939-40	Price, Jack.....	1943	Riggles, Bob.....	1964-65	Sanders, Miles.....	2016-18	Shorter, Justin.....	2019
Patton, Johnny.....	1923	Price, Robert.....	2006	Rinkus, Gene.....	1962	Sandusky, E.J.....	1991-92	Shrive, Eric.....	2012-13
Patton, Wallace K.....	1942	Primanti, Ryan.....	2000	Rishell, Bill.....	1979-81	Sandusky, Jon.....	1998-99	Shukri, Dave.....	1975-76
Pavelic, Matt.....	2005	Pringle, Frank.....	1966-67	Ritchey, Jesse.....	1907	Sandusky, Jerry.....	1963-66	Shukri, Rob.....	1977
Pavlechko, Ron.....	1968-69	Pritchard, Bill.....	1925-26	Ritner, Thomas.....	1921	San Filippo, George.....	1970	Shuler, Mickey.....	1975-77
Pawlikowski, Mike.....	2005	Prue, Steve.....	1968-70	Rivera, Marco.....	1992-95	Santangelo, Mario.....	1950	Shuler Jr., Mickey.....	2007-09
Paxson, Scott.....	2003-05	Pryts, Ed.....	1979-81	Roach, Steve.....	2005-06	Sarabok, Joseph.....	1946	Shumaker, Earl.....	1953-55
Pearl, Tom.....	1983	Pursley, Jim.....	2000	Robb, Harry.....	1916-19	Sargeant, Lydell.....	2005-08	Shuman, Charlie.....	2018
Peel, Joseph.....	1937-38	Putman, S.....	1905	Robb, Ray.....	1943	Saul, Bill.....	1961	Shuman, Tom.....	1973-74
Penrose, F.A.....	1898	Puz, Rodger.....	1981-82	Robinson, Allen.....	2011-13	Saunders, Joseph.....	1904	Shumock, Joseph.....	1950-51
Penzenik, Chuck.....	1994-96	Pysker, Doug.....	1978	Robinson, Bernard.....	1975-76	Saunders, Kaden.....	2023	Shuster, Michael.....	2019
Perlman, W.B.....	1936			Robinson, Chop.....	2022-23	Sava, John.....	1959	Sickels, Garrett.....	2014-16
Perretta, Brendan.....	2006-07			Robinson, Dave.....	1960-62	Sayles, Rick.....	1990-91	Sickler, Mark.....	1985-87
Perri, Ralph.....	1974			Robinson, F.A.....	1894	Sayre, Ralph.....	1913	Sidler, Randy.....	1974-77
Perry, Darren.....	1988-91			Robinson, Jason.....	2003-04	Schaeffer, Dennis.....	1960	Sieminski, Charlie.....	1960-62
Perry, Jeff.....	1990-91, 1993-94			Robinson, Mark.....	1980-83	Schawkowitch, Carl.....	1970-72	Sierocinski, Marty.....	1977
Peel, Rod.....	2000			Robinson, Michael.....	2002-05	Scheetz, Stew.....	1950-52	Siever, Paul.....	1990-91
Perry, T.M.....	1903			Robinson, Tim.....	1983	Scherer, Ryan.....	2011	Sigel, Harry.....	1932-34
Perugini, R.J.....	1941-42			Rocco, Dan.....	1979-80	Scherer, Rip.....	1948	Sills, Frank.....	1937
Petchel Sr., Elwood.....	1944, 1946-48			Rocco, Frank.....	1980-81	Schiazza, Guido.....	1961	Silock, Andrew.....	1950-51
Petchel, Woody.....	1974-75			Rodham, Hugh.....	1934	Schleicher, Maury.....	1956-58	Silvano, Thomas.....	1934-35
Petercuskie, Gary.....	1975-77			Roepke, Johnny.....	1925-27	Schmitt, Matt.....	2000-02	Simko, John.....	1962-64
Peters, Chuck.....	1938-40			Radecic, Keith.....	1985-86	Schoderbek, Pete.....	1951-53	Simmons, Shane.....	2017-20
Petrella, John.....	1939-41			Radecic, Scott.....	1980-83	Scholl, Henny.....	1896-1901	Simon, David.....	1951-52
Petrishen, John.....	2018			Rados, Tony.....	1951-53	Schonewolf, Rich.....	1986-89	Simon, John.....	1944-45, 1947-48
Petrucchio, Tony.....	1975-78			Rafferty, Tom.....	1973-75	Schoonover, Ken.....	1941-42	Simpson, Zach.....	2016-18
Pettigrew, Titcus.....	1997-98, 2000			Ragucci, Fred.....	1977-78	Schreckengaust, Steve.....	1964-65	Sincek, Frank.....	1962
Pevarnik, Tom.....	1951			Raifsnider, Herb.....	1952	Schroyer, John.....	1942	Singleton, Nicholas.....	2022-23
Pfirman, Carl.....	1951-52			Raingee, Sherron.....	1987-89	Schuster, Dick.....	1920, 1923	Sink, Robert.....	1964
Phillips, Anwar.....	2002-05			Raisig, Charles.....	1962	Schuyler, Roy.....	1934-36	Sisler, Cass.....	1943
Phillips, Terrance.....	2003-04			Rakiecki, Dave.....	1967-69	Schwab, Jim.....	1961	Siverling, Brian.....	1985-86
Pickett, Derick.....	1991-93			Rakowsky, Terry.....	1979-81	Schwan, Evan.....	2014-16	Skarzynski, Scott.....	1970-72
Pidgeon, Pat.....	1997-99			Ramich, Joel.....	1968-70	Scioli, Brad.....	1994-95, 1997-98	Skemp, Leo.....	1932
Pinchek, Nick.....	2007			Randolph, Brute.....	1895, 1997-99	Scirrotto, Anthony.....	2005-08	Skorupan, John.....	1970-72
Pinchotti, Chuck.....	1968			Ransom, Greg.....	1998-99, 2001	Scott, Austin.....	2003-05, 2007	Skrup, Dan.....	1991
Pinckney, Ryan.....	2002			Rattigan, T.J.....	2014	Scott, Bryan.....	1999-2002	Slade, Ricky.....	2018-19
Pincura, John.....	1925-27			Rauch, Dick.....	1917, 1919-20	Scott, Charles.....	1894-95	Sladki, John.....	1965-66
Pinegar, Jake.....	2018-20, 2022			Ravotti, Eric.....	1989-91, 1993	Scott, Freddie.....	1993-95	Slafkowsky, Joe.....	1967
Piollet, Tom.....	1908-10			Read, Gus.....	1889-92	Scott, Jim.....	1971-73	Slamp, Ken.....	1925
Pittman, Charlie.....	1967-69			Ream, Brandon.....	2006	Scott, Nick.....	2015-18	Sload, Jason.....	1995-96
Pittman, Tony.....	1992-94			Reber, D.C.....	1888	Scott, Ryan.....	2004	Slobodnjak, Mike.....	1943
Pitts, Stephen.....	1992-95			Redd, Silas.....	2010-11	Scovill, Brad.....	1978-80	Slowik, Joe.....	1974
Pitz, Andrew.....	2008-09			Redinger, Pete.....	1921	Scrabis, Bob.....	1958	Slusser, Tom.....	1931-33
Platt, Frank.....	1939-40			Redman, Sean.....	1988-89	Scruggs, Juice.....	2020-22	Smalls, Irv.....	1994
Platt, J.E.....	1893			Reed, Jaylen.....	2021-23	Seace, Clint.....	1996-97	Smaltz, Bill.....	1939-41
Plum, Milt.....	1955-56			Reed, Tyler.....	2003-05	Sebastianelli, Ted.....	1968	Smear, Steve.....	1967-69
Podrasky, J.T.....	1949-51			Reeder, Troy.....	2015	Seftner, Steve.....	1981-83	Smidansky, John.....	1948-50
Polamalu, Aoatoo.....	1985, 1987			Reese, Curt.....	2005	Seider, Jaden.....	2022	Smith, Andy.....	1901
Polk, Brandon.....	2015, 2017-18			Refice, J.R.....	2012	Seitz, Ellery.....	1963-65	Smith, Brandon.....	2016-17
Poll, Jack.....	1978			Reich, Frank.....	1953-55	Senk, Adam.....	2005	Smith, Brandon.....	2019-21
Pollard, Jim.....	1950-51			Reid, John.....	2015-16, 18-19	Senneca, Matt.....	2000-01	Smith, Charles.....	1904
Pollard, Robert.....	1950-52			Reid, Mike.....	1966, 1968-69	Sessions, Lew.....	1998	Smith, David.....	1994
Pollock, Ben.....	1939-40			Reihner, George.....	1974-76	Shaffer, John.....	1984-86	Smith, Devon.....	2009-11
Pollock, Kenny.....	2011			Reihner, John.....	1972, 1974	Shainer, David.....	1941	Smith, Donovan.....	2012-14
Pomfret, Paul.....	1986-87			Reihner, Kevin.....	2015	Shalvey, Bernie.....	1978	Smith, E.Z.....	2002, 2004-05
Pond, Al.....	1917			Reitz, Mike.....	1969	Shank, Don.....	1951-52	Smith, Franklin.....	1934-36
Popp, Bill.....	1958-60			Renaud, Paul.....	1976-77	Shattuck, Ted.....	1950-51	Smith, Gerald.....	2002-04
Popp, Steve.....	1960, 1962			Render, J.T.....	1998	Shattuck, Paul.....	1953	Smith, James.....	1960-61
Poquie, Dad.....	2013			Renkey, Eric.....	1988, 1991	Shaw, Jim.....	2005-06	Smith, Jordan.....	2013, 2016
Porter Jr., Joey.....	2020-22			Ressler, Glenn.....	1962-64	Shaw, John.....	2006-07	Smith, Mike.....	1968-70
Posluszny, Paul.....	2003-06			Restauri, Jim.....	1978	Shaw, Tim.....	2002, 2004-06	Smith, Neal.....	1967-69
Poti, Ako.....	2009			Rettig, Bill.....	1965-67	Shawley, Cal.....	1928-30	Smith, R.M.....	1907-09
Potsklan, John.....	1941, 1946-47			Reynolds, George.....	1981, 83	Shelton, Antonio.....	2018-20	Smith, Rob.....	1984-85
Potter, Frank.....	1964			Rhoda, William.....	1934, 36	Shelton, Drew.....	2022-23	Smith, Robert.....	1951-52
Pottios, Ray.....	1955-57			Rhule, Matt.....	1997	Shephard, Len.....	1949-51	Smith, Steve.....	1984-86
Potts, Trey.....	2023			Rice, Bob.....	1957	Sherman, Tom.....	1965-67	Smith, Terry M.....	1988-91
Powell, Andre.....	1987-88, 1990-91			Rice, Matthew.....	2002-05	Sherry, Jack.....	1952-54	Smith, Thomas.....	1948
Powell, Chaz.....	2008-11			Ricevuto, Charles.....	1962	Shields, R.K.....	1931	Smith, Tyrone.....	2014
Powell, Harold (Junior).....	1961-63			Richards, Allen.....	1944	Shipley, A.Q.....	2005-08	Smith, Willie.....	1992-94
Powers, William.....	1943			Richardson, Andrew.....	2002-05	Shirley, Scott.....	2003	Smith, Wilson.....	1955, 1957-58
Prater, Shino.....	1994-97			Richardson, Wally.....	1992, 1994-96	Shoemaker, Tom.....	1971-72	Smolko, Isaac.....	2003-05
Pratt, E.J.....	1888			Rickenbach, Bob.....	1970-72	Shoop, Tyler.....	2018	Smozinsky, E.....	1921

Q

Quarless, Andrew..... 2006-09
 Quinn, John..... 1973-75
 Quirch, Carlos..... 1979

R

Radakovich, Dan..... 1955-56
 Radakovich, Dave..... 1968-69
 Radcliff, Elgin..... 1939
 Radecic, Keith..... 1985-86
 Radecic, Scott..... 1980-83
 Rados, Tony..... 1951-53
 Rafferty, Tom..... 1973-75
 Ragucci, Fred..... 1977-78
 Raifsnider, Herb..... 1952
 Rainge, Sherron..... 1987-89
 Raisig, Charles..... 1962
 Rakiecki, Dave..... 1967-69
 Rakowsky, Terry..... 1979-81
 Ramich, Joel..... 1968-70
 Randolph, Brute..... 1895, 1997-99
 Ransom, Greg..... 1998-99, 2001
 Rattigan, T.J..... 2014
 Rauch, Dick..... 1917, 1919-20
 Ravotti, Eric..... 1989-91, 1993
 Read, Gus..... 1889-92
 Ream, Brandon..... 2006
 Reber, D.C..... 1888
 Redd, Silas..... 2010-11
 Redinger, Pete..... 1921
 Redman, Sean..... 1988-89
 Reed, Jaylen..... 2021-23
 Reed, Tyler..... 2003-05
 Reeder, Troy..... 2015
 Reese, Curt..... 2005
 Refice, J.R..... 2012
 Reich, Frank..... 1953-55
 Reid, John..... 2015-16, 18-19
 Reid, Mike..... 1966, 1968-69
 Reihner, George..... 1974-76
 Reihner, John..... 1972, 1974
 Reihner, Kevin..... 2015
 Reitz, Mike..... 1969
 Renaud, Paul..... 1976-77
 Render, J.T..... 1998
 Renkey, Eric..... 1988, 1991
 Ressler, Glenn..... 1962-64
 Restauri, Jim..... 1978
 Rettig, Bill..... 1965-67
 Reynolds, George..... 1981, 83
 Rhoda, William..... 1934, 36
 Rhule, Matt..... 1997
 Rice, Bob..... 1957
 Rice, Matthew..... 2002-05
 Ricevuto, Charles..... 1962
 Richards, Allen..... 1944
 Richardson, Andrew..... 2002-05
 Richardson, Wally..... 1992, 1994-96
 Rickenbach, Bob..... 1970-72

S

Saar, Brad..... 1982
 Sabatino, Noel..... 1964
 Sabol, Bernie..... 1961-63
 Sabol, Joe..... 1955-57
 Sabolevski, Joe..... 1997
 Sacca, John..... 1992
 Sacca, Tony..... 1988-91
 Sain, John..... 1966

San Filippo, George..... 1970
 Santangelo, Mario..... 1950
 Sarabok, Joseph..... 1946
 Sargeant, Lydell..... 2005-08
 Saul, Bill..... 1961
 Saunders, Joseph..... 1904
 Saunders, Kaden..... 2023
 Sava, John..... 1959
 Sayles, Rick..... 1990-91
 Sayre, Ralph..... 1913
 Schaeffer, Dennis..... 1960
 Schawkowitch, Carl..... 1970-72
 Scheetz, Stew..... 1950-52
 Scherer, Ryan..... 2011
 Scherer, Rip..... 1948
 Schiazza, Guido..... 1961
 Schleicher, Maury..... 1956-58
 Schmitt, Matt..... 2000-02
 Schoderbek, Pete..... 1951-53
 Scholl, Henny..... 1896-1901
 Schonewolf, Rich..... 1986-89
 Schoonover, Ken..... 1941-42
 Schreckengaust, Steve..... 1964-65
 Schroyer, John..... 1942
 Schuster, Dick..... 1920, 1923
 Schuyler, Roy..... 1934-36
 Schwab, Jim..... 1961
 Schwan, Evan..... 2014-16
 Scioli, Brad..... 1994-95, 1997-98
 Scirrotto, Anthony..... 2005-08
 Scott, Austin..... 2003-05, 2007
 Scott, Bryan..... 1999-2002
 Scott, Charles..... 1894-95
 Scott, Freddie..... 1993-95
 Scott, Jim..... 1971-73
 Scott, Nick..... 2015-18
 Scott, Ryan..... 2004
 Scovill, Brad..... 1978-80
 Scrabis, Bob..... 1958
 Scruggs, Juice..... 2020-22
 Seace, Clint..... 1996-97
 Sebastianelli, Ted..... 1968
 Seftner, Steve..... 1981-83
 Seider, Jaden..... 2022
 Seitz, Ellery..... 1963-65
 Senk, Adam..... 2005
 Senneca, Matt..... 2000-01
 Sessions, Lew..... 1998
 Shaffer, John..... 1984-86
 Shainer, David..... 1941
 Shalvey, Bernie..... 1978
 Shank, Don..... 1951-52
 Shattuck, Ted..... 1950-51
 Shattuck, Paul..... 1953
 Shaw, Jim..... 2005-06
 Shaw, John..... 2006-07
 Shaw, Tim..... 2002, 2004-06
 Shawley, Cal..... 1928-30
 Shelton, Antonio..... 2018-20
 Shelton, Drew..... 2022-23
 Shephard, Len..... 1949-51
 Sherman, Tom..... 1965-67
 Sherry, Jack..... 1952-54
 Shields, R.K..... 1931
 Shipley, A.Q..... 2005-08
 Shirley, Scott..... 2003
 Shoemaker, Tom..... 1971-72
 Shoop, Tyler..... 2018

Shukri, Rob..... 1977
 Shuler, Mickey..... 1975-77
 Shuler Jr., Mickey..... 2007-09
 Shumaker, Earl..... 1953-55
 Shuman, Charlie..... 2018
 Shuman, Tom..... 1973-74
 Shumock, Joseph..... 1950-51
 Shuster, Michael..... 2019
 Sickels, Garrett..... 2014-16
 Sickler, Mark..... 1985-87
 Sidler, Randy..... 1974-77
 Sieminski, Charlie..... 1960-62
 Sierocinski, Marty..... 1977
 Siever, Paul..... 1990-91
 Sigel, Harry..... 1932-34
 Sills, Frank..... 1937
 Silock, Andrew..... 1950-51
 Silvano, Thomas..... 1934-35
 Simko, John..... 1962-64
 Simmons, Shane..... 2017-20
 Simon, David..... 1951-52
 Simon, John..... 1944-45, 1947-48
 Simpson, Zach..... 2016-18
 Sincek, Frank..... 1962
 Singleton, Nicholas..... 2022-23
 Sink, Robert..... 1964
 Sisler, Cass..... 1943
 Siverling, Brian..... 1985-86
 Skarzynski, Scott..... 1970-72
 Skemp, Leo..... 1932
 Skorupan, John..... 1970-72
 Skrip, Dan..... 1991
 Slade, Ricky..... 2018-19
 Sladki, John..... 1965-66
 Slafkowsky, Joe..... 1967
 Slamp, Ken..... 1925
 Sload, Jason..... 1995-96
 Slobodnjak, Mike..... 1943
 Slowik, Joe..... 1974
 Slusser, Tom..... 1931-33
 Smalls, Irv..... 1994
 Smaltz, Bill..... 1939-41
 Smear, Steve..... 1967-69
 Smidansky, John..... 1948-50
 Smith, Andy..... 1901
 Smith, Brandon..... 2016-17
 Smith, Brandon..... 2019-21
 Smith, Charles..... 1904
 Smith, David..... 1994
 Smith, Devon..... 2009-11
 Smith, Donovan..... 2012-14
 Smith, E.Z..... 2002, 2004-05
 Smith, Franklin..... 1934-36
 Smith, Gerald..... 2002-04
 Smith, James..... 1960-61
 Smith, Jordan..... 2013, 2016
 Smith, Mike..... 1968-70
 Smith, Neal..... 1967-69
 Smith, R.M..... 1907-09
 Smith, Rob..... 1984-85
 Smith, Robert..... 1951-52
 Smith, Steve..... 1984-86
 Smith, Terry M..... 1988-91
 Smith, Thomas..... 1948
 Smith, Tyrone..... 2014
 Smith, Willie..... 1992-94
 Smith, Wilson..... 1955, 1957-58
 Smolko, Isaac..... 2003-05
 Smozinsky, E..... 1921

HISTORY & HONORS

PENN STATE ALL-TIME FOOTBALL LETTERMEN

Smyth, Bill1943
 Snell, George.....1919-21
 Snow, BranDon2005-06
 Snyder, Chris1994-97
 Snyder, Robert1930-31
 Sobczak, Sam1958-60
 Soldner, David2010
 Sowers, Charles1954
 Spano, Francis1999
 Spaziani, Frank1966-68
 Speers, Fred1971
 Spencer, Larry1944
 Speros, Pete1980-82
 Spiers, Mike1972
 Spoor, Bill1991
 St. Clair, Cliff1942
 Stahley, Skip1928-29
 Stankeewicz, Rich1998-99
 Stankiewitch, Matt2009, 2011-12
 Stanley, Sean2009-12
 Steele, Brandon2000
 Steinbacher, Don1965
 Stellatella, Sam1957-59
 Stellfox, Skip1957
 Stempeck, Stan1930-31
 Stephenson, Bob1995-97
 Stevens, Tommy2017-18
 Stewart, Andrew1999
 Stewart, Ed1963-65
 Stewart, Jonathan2010
 Stewart, LaMar2001-02
 Stewart, Tony1997-2000
 Stewart, Vin1992-94
 Still, Devon2009-11
 Stillley, Steve1971-72
 Stillman, Mike1982-84
 Stofko, Ed1967-68
 Stoken, John1944
 Stoll, Chris2019-22
 Storer, Jack1950
 Stout, Jordan2019-21
 Strang, Doug1982-83
 Strange, Brenton2020-22
 Straub, Bill1953-55
 Stravinski, Carl1938-40
 Struchor, J.J.1950
 Strycharz, J.1988
 Stryker, Geoff2001
 Stuart, Tom1966
 Stuart, W.A.1893
 Stuckrath, Ed1962-64
 Stump, Terry1968-70
 Stupar, Nathan2008-11
 Stupar, Steve1979
 Sturdifen, Eric1997-2000
 Sturges, Carl1948
 Stutts, Dave1975
 Strychula, Andy1957-59
 Suhey, Joe2008-11
 Suhey, Kevin2006-07
 Suhey, Larry1975-76
 Suhey, Matt1976-79
 Suhey, Paul1975-78
 Suhey, Steve1942, 46-47
 Sukay, Nick2009-11
 Sullivan-Brown, Cam2018, 2021
 Sunday, LeRoy1936
 Surma, Vic1968-70
 Susko, John1972
 Suter, H.M.1894
 Suter, Mike1982-83
 Sutherland, Jonathan2018-22
 Swain, Ward1916
 Sweeney, Tim1987-88

Sweet, Lynn1901
 Sydnor, Chris1982-83
 Szajna, Robert1951-52
 Szczereba, Andrew2008-09, 2011
 Szott, Dave1987-89

T

Taliaferro, Adam2000
 Tamburo, Sam1945-48
 Tangelo, Derrick2021
 Tarasi, Ray1987-89
 Tarburton, Nick2020-22
 Tate, Dayle1979
 Tate, Mark1993-96
 Tavener, Otho1917
 Taylor, C.F.1899
 Taylor, Duane1974-75, 1977
 Taylor, Garrett2016-19
 Taylor, H.S.1891-92
 Taylor, Phil2007
 Tengwall, Landon2021-22
 Tepsic, Joseph1945
 Terrell, Ernie2002
 Terry, James2010-12
 Tesner, Buddy1972-74
 Thomas, Blair1985-87, 1989
 Thomas, Charlie1895
 Thomas, David1993-94
 Thomas, Johnathan2017-18
 Thomas, Kenneth1930
 Thomas, Mark1973-75
 Thomas, Tisen1990, 1992-93
 Thomas, Willie1987-90
 Thompkins, DeAndre2015-18
 Thompson, Deron2012-14
 Thompson, Irving1902
 Thompson, Kevin1998-99
 Thompson, Leroy1987-90
 Thompson, Riley2023
 Thorpe, Chris1988
 Thorpe, C.J.2018-20
 Tielsch, Barry1993-96
 Tietjens, Ron1961-62
 Timmons, Knowledge2006, 2008-09
 Timpson, Michael1985, 1987-88
 Tinchler, Gabe1996-99
 Tinsley, Mitchell2022
 Tobin, Yegg1912-14
 Toles, Deryck2000-03
 Tomlinson, Ken1951
 Toney, Shaka2017-20
 Toretto, Sever1936-38
 Toriello, Joe2007
 Torrey, Bob1976-78
 Torris, Buddy1960-62
 Tortorelli, Anthony2010
 Tracy, Zion2023
 Travis, Dean1944-45
 Trent, Jim1971
 Triplett, Wally1946-48
 Troutman, Johnnie2009-11
 Troxell, Greg1991
 Truitt, Dave1960
 Truitt, Greg1985-86, 1988
 Trumbull, Richard1943
 Tupa, Brian1994
 Turinski, Bill1962
 Twaddle, J.P.1951
 Tyler, Gary1974

U

Uhlar, Mike1985
 Ulinski, Ray1947
 Unger, Frank1918

Upton, Ricky2000, 2003
 Urban, Jack1959
 Urbanik, Tom1963-64
 Urion, Robert1948
 Urquhart, Micky1977-80
 Urschel, John2011-13

V

Valentine, Sam1954-56
 Valoczki, Tyler2000-02
 Vance, Jerrod1991
 Vanover, Amin2022-23
 Van Allen, John1992
 van den Berg, Jordan2022-23
 Van Fleet, James2009-12
 Van Lenten, Wilbur1941-42
 Van Sickle, D.P.1952
 Vargo, Joe1963-64
 Vargo, Thomas1938-40
 Vasey, Kyle2017-18
 Vendemia, Gio2002, 2004
 Vendor, Joseph1943
 Ventresco, Ralph1941, 1945
 Venuto, Garrett2012
 Vernaglia, Bob1988
 Vernaglia, Kip1979
 Very, Dexter1909-12
 Vesling, Keith1951-53
 Vierbicki, Joe1965
 Vilbert, Smith2021
 Vitiello, Alberto1971-72
 Vogel, Ollie1913
 Voll, Edwin1944
 Vorhis, Larry1906-09
 Vranic, Jason2018
 Vukmer, Bob1966

W

Wade, Lamont2017-20
 Wagner, Collin2009-10
 Wagner, Gary1979
 Wagner, Marshall1970
 Wahl, John1931
 Wake, Cameron (Derek)2000, 2002-04
 Walchack, Ron1979
 Walker, Rasheed2019-21
 Walker, Samuel1895
 Walker, Von2013-16
 Wallace, A.J.2006-09
 Wallace, Caedan2020-23
 Wallace, Dan1974
 Wallace III, Harrison2022-23
 Wallace, Jason1998-99
 Wallace, Mike2012
 Walsh, John1979-80
 Walter, John1981-83
 Walters, Les1955-57
 Walters, R.L.1942, 1946
 Wanamaker, Steve1975-76
 Wantschouse, Harry1932
 Waresak, Frank1962
 Warner, Curt1979-82
 Warren, Tyler2021-23
 Wartman-White, Nyeem2013-14, 2016
 Washabaugh, Grover1937-39
 Washington, Darryl1986-87
 Washington, Elliot2023
 Washington, Parker2020-22
 Washington, Rocky1982-83
 Wasilov, Alex1974
 Wateska, Mark1987-88
 Watkins, Garrett1998
 Watson, Burley1909-10
 Watson, James1915

Watson, Kenny1996, 1999-2000
 Watson, R.S.1924
 Waugaman, Carl1936-37
 Way, Charley1917, 1919-20
 Wayne, Tony1961
 Wear, Bob1941
 Wear, Wendell1935-37
 Weatherspoon, Ray1980
 Weaver, Henny1907-10
 Weaver, Jim1966
 Weaver, Manny1941, 1946
 Weber, Chris1963
 Weber, Patrick2007
 Weber, Robert1933-35
 Wedderburn, Floyd1997-98
 Wehmer, Bill1956-58
 Weitzel, Robert1942, 1946-47
 Welde, Christopher2018
 Weller, John1887
 Weller, Justin2021
 Welsh, Frederick1907
 Welty, Daniel1912-14
 Wentz, Barney1922
 Weston, Harry1913
 Weston, Ken1924-26
 Wheatley, Zakee2022-23
 Whigan, Anthony2020-21
 White, Antoine2015-16
 White, Beaver1892-93
 White, Bob1983-86
 White, Craig1938-40
 White, Ed1959
 White, Jack1965-66
 White, L.R.1903-04
 Whitener, Robert1912
 Whitworth, Edward1901-03
 Wible, T.E.1937
 Wilk, Tom1985
 Wilkerson, Brent2014-15
 Wilkerson, Gary1985-87
 Wille, Carl1932
 Williams, Benjamin1956-57
 Williams, Bob1985
 Williams, Casey2002-03
 Williams, Derrick2005-08
 Williams, Frank1972
 Williams, Jim1962-63
 Williams, Jon1980-83
 Williams, Justin1992-93, 1995
 Williams, Robert1942-43, 1946-47
 Williams, Ronald1918, 1920
 Williams, Tom1973-74
 Williams, Tom2001
 Williams, Trevor2012-15
 Willott, Tony1976-77
 Willis, Malcolm2010-13
 Wilson, Benjamin2020
 Wilson, Charles1950-51
 Wilson, Charlie1968-70
 Wilson, Dick1959-61
 Wilson, Eric2021
 Wilson, Harry (Light Horse)1921-23
 Wilson, Jake2022
 Wilson, Jerome1982
 Wilson, John2004-05
 Wilson, Marquis2019-20, 2022
 Wilson, Odell1988
 Wilson, Thomas1925
 Windsor, Robert2016-19
 Winston Jr., Kevin2022-23
 Wise, Tom1978-80
 Wismer, Frank1933-35
 Wisniewski, Leo1979-81
 Wisniewski, Stefen2007-10

Wisniewski, Steve1985-88
 Witman, Jon1992-95
 Wojtowicz, John1978, 1980
 Wolf, Mike1986-87
 Wolfe, John1988-89
 Wolff, Allie1927-28
 Wolfkeil, Wayne1953
 Wolosky, John1941-42, 1947
 Wood, Bill1913-15
 Wood, Charwan (Neal)2000
 Wood, Edwin1899
 Woods, Kevin1987
 Woodward, Charles1903-04
 Woodward, James1940
 Woofter, Jeff1983
 Woolbert, Richard1932-33
 Woolridge, Rembrandt1933
 Wooten, Gary2013-15
 Wormley, Sal2022-23
 Wray, Bill1904-06
 Wright, Brett1990-92
 Wright, Chasz2015-18
 Wright, Mac1998
 Wydman, Gary1961, 1964
 Wylie, Keon2023


Y

Yahn, Tom1987
 Yancich, Michael2010, 2012
 Yanosich, Matt1951-52
 Yarabinetz, Tom1965
 Yazujian, Tyler2014-16
 Yeafer, F.1915
 Yeboah-Kodie, Frank1993
 Yeboah-Kodie, Phil1991-94
 Yeckley, Ed1902-05
 Yeger, Chuck1915
 Yett, Arthur1934, 1936
 Yisrael, Yaacov2000-01, 2003
 Yoho, Don1939-41
 Yost, Bud1962-64
 Young, Todd1987-89
 Younker, Ron1953-54
 Yowell, Bob1967
 Yukica, Joe1951-52

Z

Zanelatto, Matt2012-13, 2015
 Zapiec, Charlie1968-69, 1971
 Zawacki, Stanley1931-32
 Zelinsky, Joe1967
 Zemaitis, Alan2002-05
 Zerbe, Pat2012-13
 Zettel, Anthony2012-15
 Zink, Howard1907
 Zmudzins, Dennis1974-75
 Zordich, Michael2010-12
 Zordich, Mike1982-85
 Zorella, John1928-30
 Zubaty, Ed1967
 Zufall, Don1965
 Zug, Graham2008-10
 Zur, Rod1975
 Zwierzynski, J.R.2004-05
 Zwinak, Zach2012-14

PENN STATE HEAD COACHES



George Hoskins
1892-95

George "Doc" Hoskins served as Penn State's first head coach, while also a player for the Nittany Lions. A three-year letterman at center, he was the athletic trainer at Vermont before being appointed Penn State's first director of physical training and first instructor of physical education. His duties included coaching the football team to a record of 17-4-4. He later was head coach at Bucknell and served as a trainer for the Cincinnati Reds during baseball spring training for 23 years. He died in Cincinnati in 1957.



Samuel Newton
1896-98

Dr. Samuel Newton was Penn State's second head coach. He posted a 12-14 record, while also serving as the director of physical training. A native of Yarmouth, Maine, and a graduate of Williams College and the University of Pennsylvania Medical School, he was a physician and assistant coach at Pennsylvania, when named to the Penn State post. He also compiled a record of 57-28-2 at Lafayette and Lehigh. He retired from coaching after the 1905 season at Lehigh to devote full time to his medical practice.



Sam Boyle
1899

Sam Boyle coached Penn State for just one season, but led the Nittany Lions to a 6-0 victory at Army to highlight a 4-6-1 campaign. It would be 60 years before Penn State won again at West Point. A three-year letterman at Pennsylvania, he coached at Dickinson the following season (1900), during which his squad downed Penn State, 18-0.



Pop Golden
1900-02

William Nelson "Pop" Golden compiled a 16-12-1 record in three seasons before being named Penn State's first athletic director. A Chicago native, he remained on the football staff as an assistant coach until 1909 and served as a recruiter for two years. He was the athletic trainer at Purdue and was in charge of physical education at YMCAs in Syracuse, New York, and Johnstown and Williamsport, Pennsylvania, before taking the Penn State position. He died in 1949 at the age of 81 in Pittsburgh after enjoying a successful career in insurance sales.



Dan Reed
1903

Dan Reed led Penn State to a 5-3 record in his only season as head coach, including wins over Pittsburgh (59-0) and Navy (17-0). A two-year letterman at Cornell for the legendary Pop Warner, Reed later served as a Cornell assistant coach (1910-11). Reed, who also was on the Cornell track and wrestling teams, turned to politics after his coaching career. He was elected to Congress, where he served on the Ways and Means Committee. He died in 1959.



Tom Fennell
1904-08

Tom Fennell was named Penn State's first full-time head coach in 1904 and compiled a 33-17-1 record in five seasons. He was hired exclusively to coach football and held no additional duties. A graduate of Cornell, where he was a standout in football, Fennell gave up the Penn State post after the 1908 season. He returned to law practice in Elmira, New York, and later became a judge.



Bill Hollenback
1909, 1911-14

Bill Hollenback became the youngest head coach in the nation, when, at 23, he was named Penn State's head coach in 1909. He capped his senior year at Pennsylvania the previous season as captain and being named to the Walter Camp All-America team at fullback. He guided Penn State, in its initial year of play at Beaver Field, to its first unbeaten season (5-0-2) since 1893. He was lured to Missouri in 1910, but returned to lead the Nittany Lions to undefeated records in 1911 and 1912. He ended his Penn State career after the 1914 season with a record of 28-9-4.



Jack Hollenback
1910

Jack Hollenback coached Penn State for one season (1910), when his brother, Bill, took the head position at Missouri. The Nittany Lions were 5-2-1 in a season which saw admission charged for the first time when Penn State met Bucknell on Nov. 12 at Beaver Field. A Pennsylvania graduate in dentistry, Hollenback also coached at Franklin & Marshall (1908-09) and at the Pennsylvania Military College (Widener) in 1911 before opening a dental practice in Philipsburg, Pennsylvania. He later joined his brother in the coal brokerage business in Philadelphia. Hollenback died in 1959 at the age of 75.



Dick Harlow
1915-17

Dick Harlow was the first Penn State graduate to serve as head coach, compiling a 20-8 record in three seasons. A two-year letterman, he also was a member of the baseball and track teams. He later served as head coach at Colgate (1922-25), Western Maryland (1926-34) and Harvard (1935-42, 45-47). He was recognized as Coach of the Year in 1936. A Philadelphia native, Harlow, who died in 1962, was named to the Helms Foundation College Hall of Fame in 1954.

HISTORY & HONORS



Hugo Bezdek
1918-29

Hugo Bezdek, a native of Prague, Czechoslovakia, posted a 65-30-11 record in 12 seasons (1918-29) as head coach, including consecutive undefeated seasons (1920-21). He also served as athletic director from 1918-36. Bezdek gained All-American status at Chicago, where he was a fullback in football and second baseman in baseball. His collegiate coaching experience included head jobs at Oregon (1906, 13-17), where his team defeated Pennsylvania, 14-0, in the 1917 Rose Bowl; and Arkansas (1908-12). He also managed the Pittsburgh Pirates baseball club (1917-19) and was head coach of the NFL's Cleveland Rams (1937-38). Bezdek, who died in 1952, was named to the National Football Foundation College Hall of Fame in 1954 and the Helms Foundation College Hall of Fame in 1960.



Bob Higgins
1930-48

Bob Higgins served 19 years as head coach, compiling a record of 91-57-11, including an unbeaten season in 1947. A native of Corning, New York, he entered Penn State in 1914 and became one of only five players in school history to letter five years. He served as captain of the team as a senior when he was named to the 1919 Walter Camp All-American team. He also lettered in baseball, boxing and wrestling. Following two years of professional football with the Canton Bulldogs, he began his coaching career, which included stops at West Virginia Wesleyan and Washington University in St. Louis. He joined the Penn State staff in 1928 as an assistant coach. Higgins, who died in 1969, was named to the National Football Foundation College Hall of Fame in 1954.



Joe Bedenk
1949

Joe Bedenk led Penn State to a record of 5-4 in his only season as head coach. A 1924 Penn State graduate from Williamsport, Pennsylvania, he lettered three years at guard and captained the 1923 squad. He also served as baseball coach, compiling a record of 410-161-6 from 1931-62. Nine of his baseball teams played in the NCAA Tournament and three appeared in the College World Series, including 1957, when the Nittany Lions placed second. Bedenk was elected to the College Baseball Hall of Fame in 1966 and was one of the founders of the American Association of College Baseball Coaches. He lived in State College, Pennsylvania, following his retirement in 1963, until his death in 1978.



Charles A. "Rip" Engle
1950-65

"Rip" Engle achieved national prominence as Penn State's 13th head coach, compiling a record of 104-48-4 over 16 seasons (1950-65). His teams won three of four bowl games and the Lambert Trophy three times. A native of Salisbury, Pennsylvania, Engle was a four-sport standout at Western Maryland, graduating in 1930. He posted an 86-17-5 record in 11 seasons at Waynesboro (Pa.) High School, before joining the staff at Brown in 1942. He was named head coach in 1944 and led the Bears until coming to Penn State in 1950. Engle won the Amos Alonzo Stagg Award for his contributions to football and was inducted into the National Football Foundation College Hall of Fame in 1974. Following his retirement, he lived in State College, Pennsylvania, until his death on March 7, 1983.



Joe Paterno
1966-2011

An assistant coach on Rip Engle's staff for 16 years, Joe Paterno was named Penn State's 14th head coach on February 19, 1966. Paterno was the Nittany Lions' head coach for 46 years, the longest tenure by a major college coach at one institution, and a member of the Lions' coaching staff for an unprecedented 62 years. He was among the first three active coaches to be inducted into the National Football Foundation College Hall of Fame in 2007. Paterno is the winningest coach in major college football history, compiling a 409-136-3 career record (74.9). He led Penn State to National Championships in 1982 and 1986, Big Ten titles in 1994, 2005 and 2008 and seven unbeaten, untied regular seasons. Creator of "The Grand Experiment," his teams annually were among the national leaders in graduation rates and 47 of the student-athletes who played under his direction earned Academic All-America honors. Paterno passed away on January 22, 2012.



Bill O'Brien
2012-13

Bill O'Brien was named the Nittany Lions' 15th head coach on January 6, 2012 and quickly established his vision and continued the program's athletic and academic success during the most challenging period in the University's history. Amidst an unprecedented situation in college athletics, O'Brien's work ethic and no-nonsense approach guided the team to two of the most rewarding seasons in program history. The Nittany Lions posted records of 8-4 and 7-5 during his two seasons, with a 10-6 Big Ten record, including a 6-2 mark in 2012. O'Brien's eight wins in 2012 were the most by a first-year coach in school history and led to numerous honors, including Bear Bryant and ESPN Coach of the Year and the Maxwell Football Club Collegiate Coach of the Year. He also was the Big Ten Dave McClain Coach of the Year. O'Brien came to Penn State after helping the New England Patriots to two Super Bowls from 2007-11, serving as quarterbacks coach the last three years. O'Brien was named head coach of the NFL's Houston Texans on January 3, 2014.



James Franklin
2014-

James Franklin was appointed Penn State's 16th head football coach on January 11, 2014 and enters his 14th season as a collegiate head coach. Franklin's career head coaching record is 112-53 and is one of seven active FBS coaches with a 67-plus winning percentage and 13-plus years coaching experience.

Under Franklin's direction, Penn State has finished in the top 12 of the final College Football Playoff rankings in six of the last eight seasons, has earned berths in five New Year's Six bowl games with three wins and won the 2016 Big Ten Championship. Franklin has guided the Nittany Lions to an 86 percent graduation success rate, a perfect single-year 1,000 APR for the 2018-19 school year and record-breaking performances in the classroom.

PENN STATE COACHES' RECORDS

SEASON(S)	COACH	WON	LOST	TIED	PCT.
1892-95	George Hoskins	17	4	4	82.6
1896-98	Dr. Samuel Newton	12	14	0	46.2
1899	Sam Boyle	4	6	1	40.9
1900-02	Pop Golden	16	12	1	56.9
1903	Dan Reed	5	3	0	62.5
1904-08	Tom Fennell	33	17	1	65.7
1909, 11-14	Bill Hollenback	28	9	4	73.2
1910	Jack Hollenback	5	2	1	68.8
1915-17	Dick Harlow	20	8	0	71.4
1918-29	Hugo Bezdek	65	30	11	66.5
1930-48	Bob Higgins	91	57	11	60.7
1949	Joe Bedenk	5	4	0	55.6
1950-65	Rip Engle	104	48	4	67.9
1966-2011	Joe Paterno	409	136	3	74.9
2011 (Interim, 4 games)	Tom Bradley	1	3	0	25.0
2012-13	Bill O'Brien	15	9	0	62.5
2014-present	James Franklin	88	39	0	69.3

ALL-TIME NITTANY LION ASSISTANT COACHES

Listing includes only full-time staff members; Graduate Assistants not included.

Allen, Tom; 2023-present

Anderson, Dick; 1973-83, 1990-2011

Baer, Ray; 1924-25

Banks, Tim; 2016-20

Barnes, Deion; 2023-present

Bedenk, Joe; 1929-51

Bentz, Newsh; 1926

Bove, John; 1979-84

Bowen, Tyler; 2018-20

Bradley, Tom; 1980-2011

Brooks, Booker; 1972-83

Bruce, Earl; 1946-69

Buggs, Kermit; 2007-11

Butler, John; 2012-13

Caldwell, Jim; 1986-92

Carter, Kenny; 2001-03

Cartmell, N.J.; 1923-24

Chuckran, John; 1970-76

Ciarrocca, Kirk; 2020

Cirbus, Craig; 1987-89, 1992-94

Collins, Stacy; 2022-23

Conover, Larry; 1926-30

Corley, David, 2018

Crowder, Randy; 1983-84

Davis, E.C.; 1932-35

Diaz, Manny; 2022-23

Dickerson, Ron; 1985-90

Donovan, John; 2014-15

Ducatte, Gregg; 1974-77

Dunn, W.T.; 1907

Edwards, Earle; 1936-48

Edwards, W.D.; 1930-31

Everhardus, Herman; 1934-35

Fisher, Charlie; 2012-13

Flock, Freddie; 1925

Galiano, Phil; 2018

Ganter, Fran; 1974-2003

Gasparato, Nick; 1984-88

Gattis, Josh; 2014-17

Golden, Al; 2000

Golden, "Pop" W.N.; 1903-05

Gray, Bas; 1926

Griffith, Red; 1927-28

Hagans, Marques; 2023-present

Haines, H.L.; 1922

Hall, Galen; 2004-11

Hand, Herb; 2014-15

Harlow, Dick; 1912-14, 1919-21

Heckel, Fred; 1910

Helbig, William; 1926

Hermann, B.M.; 1915, 1922-23, 1925-31

Higgins, Bob; 1928-29

Hixon, Stan; 2012-13

Houck, Leo; 1923-31

Howle, Ty; 2021-present

Huff, Charles; 2014-17

Hulme, J.W.; 1937

Jackson, Kenny; 1993-2000

Johnson, Larry; 1996-2013

Kenney, Bill; 1989-91, 1993-2011

Killinger, Glenn; 1923-25

Kotelnicki, Andy; 2023-present

Leslie, Spike; 1932-35

Limegrover, Matt; 2016-19

London, Charles; 2012-13

Lorig, Joe; 2019-21

Lustig, Justin; 2023-present

Martin, C.W.; 1922

Mauthe, Pete; 1915

McAndrews, Marty; 1936, 1941-45

McCleary, E.H.; 1911

McIveen, H.C.; 1906-09

McMahon, Tiny; 1923

McMullen, Joe; 1963-68

McQueary, Mike; 2004-11

McWhorter, Mac; 2012-13

Michaels, Al; 1935-52

Midget, Anthony; 2013

Moorhead, Joe; 2016-17

Moscrip, A.L.; 1905

Norwood, Brian; 2001-07

O'Hara, Jim; 1946-76

Parker, Gerard; 2019

Paterno, Jay; 1995-2011

Paterno, Joe; 1950-65

Patrick, Frank; 1949-73

Phillips, Bob; 1966-86

Poindexter, Anthony; 2021-present

Prevost, Jules; 1925

Pry, Brent; 2014-21

Radakovich, Dan; 1960-69

Rahne, Ricky; 2014-19

Rauch, R.H.; 1921

Rocco, Frank; 1985

Roof, Ted; 2012

Rosenberg, John; 1975-82

Sandusky, Jerry; 1969-99

Sarra, Joe; 1985-99

Schiano, Greg; 1991-95

Scholl, L.R.; 1910

Scott Jr., John; 2020-22

Scott, Zen; 1917

Seider, Ja'Juan; 2018-present

Shoop, Bob; 2014-15

Slusser, T.A.; 1936

Smith, Terry M.; 2014-present

Snell, George; 1922

Speidel, Charles; 1929-35

Spencer, Sean; 2014-19

Strollo, John; 2012-13

Stubblefield, Taylor; 2020-22

Toretta, Sever; 1949-62

Trautwein, Phil; 2020-present

Vanderlinden, Ron; 2001-13

Walke, Nels; 1932-35

Weaver, Jim; 1969-72

Welsh, George; 1964-72

White, Bob; 2000

White, J.T.; 1954-79

Whitney, L.W.; 1915-16

Williams, Jim; 1978-92

Wood, E.K.; 1910

Yeckley, E.G.; 1906-08

Yerger, H.C.; 1918

Yurchik, Mike; 2021-23

PENN STATE GRADUATES IN FOOTBALL COACHING

NAME	CLASS	POSITION	NAME	CLASS	POSITION
Barham, Quinn	2011	Director of Football Strength and Conditioning; Coastal Carolina University	Lowry, Calvin	2007	Running Backs Coach; Middle Tennessee State University
Barnes, Deion	2014	Defensive Line Coach; Penn State University	Lucas, Jordan	2015	Defensive Graduate Assistant; Penn State University
Belton, Bill	2014	Head Coach; Winslow Township High School	Lynn, D'Anton	2011	Defensive Coordinator; USC
Benfatti, Dave	2001	Assistant Coach; Mount Olive HS, Mount Olive, N.J.	McNulty, John	1990	Offensive Analyst; University of Alabama
Bill, Tom	1991	Defensive Coordinator; Hunterdon Central HS, Hunterdon, N.J.	Nave, Brendan	2014	Senior Sports Performance Coordinator; Wake Forest
Bowman, NaVorro	2010	Linebackers Coach; Los Angeles Chargers	Nelson, Andrew	2017	Director of Performance Science; Penn State University
Brown, Torrence	2017	Defensive Graduate Assistant; Penn State University	Nixon, Jeff	1997	Offensive Coordinator/Running Backs Coach; Syracuse University
Connor, Dan	2007	Defensive Analyst; Penn State University	Olsonmer, Keith	1997	Head Coach; Delaware Valley HS, Milford, Pa.
D'Onofrio, Mark	1991	Inside Linebackers; Stanford University	Reihner, Kevin	2015	Tight Ends/Tackles Coach; Troy University
Engram, Bobby	1995	Wide Receivers Coach; Washington Commanders	Rhule, Matt	1998	Head Coach; University of Nebraska
Fessler, Billy	2017	Offensive Coordinator; University of Akron	Robinson, Elijah	2008	Assistant Head Coach/Defensive Coordinator; Syracuse University
Gallucci, Jason	2000	Director of Performance; Princeton University	Rocco, Danny	1981	Head Coach; Virginia Military Institute
Gattuso, Greg	1983	Head Coach; University of Albany	Senneca, Matt	2002	Head Coach; Easton HS, Easton, Pa.
Glunt, Nate	2001	Assistant Coach; Clearfield HS, Clearfield, Pa.	Shuster, Michael	2019	Quarterbacks Coach; University of Akron
Golden, Al	1991	Defensive Coordinator/Linebackers Coach; University of Notre Dame	Smith, Terry M.	1991	Associate Head Coach/Cornerbacks Coach; Penn State University
Hackenberg, Christian	2015	Quarterbacks Coach; Winslow Township High School	Smith, Tyrone	2014	Performance Enhancement Coach; Penn State University
Harper Jr., Bryant	2015	Football Assistant Strength and Conditioning Coach; University of Arizona	Van Dyke, David	1998	Assistant Athletics Director-Strength & Conditioning; Rutgers University
Howle, Ty	2013	Tight Ends Coach; Penn State University	Wartman-White, Nyeem	2016	Defensive Line Coach; University of Akron
Hufnagel, John	1973	President/General Manager; Calgary Stampede	Wateska, Mark	1989	Director of Athletics; Doane University
LaBarca, Chip	1994	Assistant Coach; Donovan Catholic HS, Toms River, N.J.	Zanellato, Matt	2015	Wide Receivers Coach; University of Massachusetts
Laurent, Wendy	2016	Tight Ends Coach; Dartmouth College	Zordich, Mike	1985	Assistant Head Coach/Defensive Backs Coach; Central Michigan University

HISTORY & HONORS

NITTANY LIONS IN THE NFL PENN STATERS CURRENTLY IN THE NFL

The following were on National Football League rosters as of June 26, 2024.

Veterans

Saquon Barkley	RB	Philadelphia
Ryan Bates	G	Chicago
Jaquan Brisker	S	Chicago
Cam Brown	LB	Miami
Ji'Ayir Brown	S	San Francisco
Tariq Castro-Fields	CB	Washington
Dan Chisena	WR	Arizona
Sean Clifford	QB	Green Bay
Jahan Dotson	WR	Washington
Arnold Ebiketie	DE	Atlanta
Pat Freiermuth	TE	Pittsburgh
Will Fries	G	Indianapolis
Mike Gesicki	TE	Cincinnati
Blake Gillikin	P	Arizona
Kevin Givens	DL	San Francisco
Chris Godwin	WR	Tampa Bay

Yetur Gross-Matos	DE	San Francisco
KJ Hamler	WR	Buffalo
Austin Johnson	DL	Buffalo
DaQuan Jones	DT	Buffalo
Jesse Luketa	LB	Arizona
Connor McGovern	G	Buffalo
PJ Mustipher	DT	Denver
Amani Oruwareye	CB	Jacksonville
Odaf Oweh	LB	Baltimore
Micah Parsons	LB	Dallas
Joey Porter Jr.	CB	Pittsburgh
Allen Robinson II	WR	New York Giants
Miles Sanders	RB	Carolina
Nick Scott	S	Carolina
Juice Scruggs	C/G	Houston
Brandon Smith	LB	Philadelphia
Chris Stoll	LS	Seattle
Jordan Stout	P	Baltimore
Brenton Strange	TE	Jacksonville

Jonathan Sutherland	S	Seattle
Mitchell Tinsley	WR	Washington
Rasheed Walker	T	Green Bay
Parker Washington	WR	Jacksonville

Draft Picks

Olumuyiwa Fashanu	T	New York Jets
Chop Robinson	LB	Miami
Caedan Wallace	T	New England
Adisa Isaac	LB	Baltimore
Theo Johnson	TE	New York Giants
Hunter Nourzad	OL	Kansas City
Daequan Hardy	CB	Buffalo
Kalen King	CB	Green Bay

Undrafted Free Agents

Keaton Ellis	S	Tennessee
Curtis Jacobs	LB	Kansas City

NITTANY LIONS IN THE SUPER BOWL

From the Super Bowl's inception in 1967, there has been at least one Penn State alum on the roster of a participating team in the National Football League's title game for all but five contests: Super Bowl IV (1970), VI (1972), XXIX (1995), XXXIII (1999), XLIV (2010).

Super Bowl I	Dave Robinson, Green Bay * Harrison "Hatch" Rosdahl (IA), Kansas City
Super Bowl II:	Dave Robinson, Green Bay *
Super Bowl III:	Glenn Ressler, Baltimore Ralph Baker, New York Jets *
Super Bowl V:	Glenn Ressler, Baltimore *
Super Bowl VII:	Bruce Bannon (IA), Miami
Super Bowl VIII:	Bruce Bannon, Miami *
Super Bowl IX:	Jack Ham & Franco Harris, Pittsburgh *
Super Bowl X:	Jack Ham & Franco Harris, Pittsburgh *
Super Bowl XI:	Dave Rowe & Ted Kwalick (IA), Oakland *
Super Bowl XII:	Tom Rafferty, Dallas *
Super Bowl XIII:	Tom Rafferty, Dallas Jack Ham & Franco Harris, Pittsburgh *
Super Bowl XIV:	Matt Bahr, Jack Ham & Franco Harris, Pittsburgh *
Super Bowl XV:	Chris Bahr & Matt Millen, Oakland * Bob Torrey (IA), Philadelphia
Super Bowl XVI:	Pete Kugler (IA), San Francisco *
Super Bowl XVII:	Jimmy Cefalo & Paul Lankford, Miami Larry Kubin & Rich Milot, Washington *
Super Bowl XVIII:	Chris Bahr, Matt Millen & Jim Romano (IA), Los Angeles Raiders * Larry Kubin & Rich Milot, Washington
Super Bowl XIX:	Jimmy Cefalo & Paul Lankford, Miami
Super Bowl XX:	Mike Hartenstine & Matt Suhey, Chicago * Jon Williams (IA), New England
Super Bowl XXI:	Stan Short (IA), Denver Brad Benson, New York Giants *
Super Bowl XXII:	Rich Milot, Washington *
Super Bowl XXIII:	Pete Kugler, San Francisco *
Super Bowl XXIV:	Pete Kugler & Matt Millen, San Francisco *
Super Bowl XXV:	Shane Conlan, Mitch Frerotte & Mike Alexander, Buffalo Matt Bahr & Bob Mrosko, New York Giants *
Super Bowl XXVI:	Shane Conlan & Mitch Frerotte, Buffalo Andre Collins, Tim Johnson & Matt Millen, Washington *
Super Bowl XXVII:	Shane Conlan, Mitch Frerotte & Keith Goganious, Buffalo
Super Bowl XXVIII:	Keith Goganious, Buffalo
Super Bowl XXX:	Darren Perry & Eric Ravotti, Pittsburgh

Super Bowl XXXI:	Marco Rivera, Green Bay * Sam Gash & Todd Rucci, New England
Super Bowl XXXII:	Marco Rivera & Brett Conway (IA), Green Bay
Super Bowl XXXIV:	Terry Killens & Mike Archie (IA), Tennessee
Super Bowl XXXV:	Sam Gash & Kim Herring, Baltimore * Kerry Collins, Joe Jurevicius & Brandon Short, New York Giants
Super Bowl XXXVI:	Kim Herring & Tyoka Jackson, St. Louis
Super Bowl XXXVII:	Joe Jurevicius, Tampa Bay *
Super Bowl XXXVIII:	Shawn Mayer, New England *
Super Bowl XXXIX:	Eric McCoo, Philadelphia Justin Kurpeikis, New England *
Super Bowl XL:	Jeff Hartings, Pittsburgh * Bobby Engram & Joe Jurevicius, Seattle
Super Bowl XLI:	John Gilmore & Robbie Gould, Chicago
Super Bowl XLII:	Kyle Brady, New England Jay Alford & Kareem McKenzie, New York Giants *
Super Bowl XLIII:	Levi Brown, Arizona Sean McHugh & Scott Paxson, Pittsburgh *
Super Bowl XLV:	Andrew Quarless, Green Bay * Jeremy Kapinos, Pittsburgh
Super Bowl XLVI:	Jimmy Kennedy & Kareem McKenzie, New York Giants * Rich Ohrnberger, New England (IA)
Super Bowl XLVII:	NaVorro Bowman, San Francisco
Super Bowl XLVIII:	Jordan Hill & Michael Robinson, Seattle *
Super Bowl XLIX:	Garry Gilliam & Jordan Hill (IA), Seattle
Super Bowl 50:	Jordan Norwood, Denver *
Super Bowl LI:	Chris Hogan^, New England *
Super Bowl LII:	Stefen Wisniewski, Philadelphia * Chris Hogan^, New England
Super Bowl LIII:	Chris Hogan^, New England * Garrett Sickels, Los Angeles (IA)
Super Bowl LIV:	Stefen Wisniewski, Jordan Lucas, Kansas City * Robbie Gould, Anthony Zettel, Kevin Givens (IA), San Francisco
Super Bowl LV:	Stefen Wisniewski, Kansas City Chris Godwin, A.Q. Shipley (IA), Donovan Smith, Tampa Bay *
Super Bowl LVI:	Grant Haley, Nick Scott, Los Angeles Rams *
Super Bowl LVII:	Miles Sanders, Philadelphia Eagles
Super Bowl LVIII:	Donovan Smith, Kansas City

* - Super Bowl Champions

IA - Inactive for the game
^ - played lacrosse at Penn State

NITTANY LIONS IN THE NFL/AFL DRAFT

1940

16	142	Leon Gajewski	C	Pittsburgh
----	-----	---------------	---	------------

1941

9	72	Tom Vargo	E	Chicago Cardinals
12	101	John Patrick	B	Philadelphia
19	176	Chuck Peters	B	New York Giants
20	183	Frank Platt	T	Chicago Cardinals

1942

12	108	Len Krouse	B	New York Giants
16	143	Bill Smaltz	B	Philadelphia

1943

7	56	Lou Palazzi	C	New York Giants
18	163	Ken Schoonover	T	Brooklyn
29	280	Johnny Jaffurs	G	Washington

1944

10	89	Aldo Cenci	B	Brooklyn
----	----	------------	---	----------

1946

4	28	Joe Tepsic	B	Pittsburgh
14	122	Ralph Ventresco	B	Boston
20	183	Mike Garbinski	B	Pittsburgh
27	253	Marchi Marino	T	Pittsburgh

1947

7	53	Bill Smyth	DE	Los Angeles Rams
14	118	Red Moore	G	Pittsburgh
16	140	Jeff Burkota	FB	Philadelphia
26	240	Larry Joe	B	Chicago Cardinals
30	279	Joe Colone	B	Washington

1948

3	14	John Nolan	T	Boston
5	26	Johnny Wolosky	C	New York Giants
21	192	Negley Norton	T	Philadelphia

1949

6	61	Sam Tamburo	DE	New York Bulldogs
9	82	Chuck Drazenovich	LB	Detroit
19	182	Wally Triplett	HB	Detroit
20	194	Larry Cooney	B	Green Bay

1950

3	38	Don Murray	T	Los Angeles Rams
8	100	Fran Rogel	FB	Pittsburgh
13	164	Negley Norton	T	Pittsburgh
22	277	Chuck Beatty	C	Green Bay

1952

17	204	Stew Scheetz	T	Cleveland
----	-----	--------------	---	-----------

1953

11	128	Bob Pollard	B	Philadelphia
17	200	Tony Rados	B	Philadelphia
18	207	Joe Yukica	E	Chicago Cardinals
26	313	Jim Dooley	C	Detroit
28	333	Joe Gratson	B	Philadelphia

1954

23	271	Joe Pascarella	T	Pittsburgh
----	-----	----------------	---	------------

1955

3	31	Rosey Grier	DT	New York Giants
10	112	Jesse Arnelle	E	Los Angeles Rams
18	207	Don Bailtye	B	Washington
29	346	Otto Kneidinger	T	San Francisco

1956

1	9	Lenny Moore	HB	Baltimore
14	161	Frank Reich	C	Philadelphia

1957

2	17	Milt Plum	QB	Cleveland
17	194	Dan Radakovich	C	Philadelphia

1958

4	48	Les Walters	DB	Baltimore
10	115	Al Jacks	QB	Los Angeles Rams
14	162	Jack Farls	E	Washington

1959

5	50	Maury Schleicher	LB	Chicago Cardinals
---	----	------------------	----	-------------------

1960

1	4	Richie Lucas	QB	Washington (NFL)
—	—	Richie Lucas	QB	Buffalo (AFL)
3	28	Andy Stynchula	DE	Washington (NFL)
—	—	Andy Stynchula	DE	Los Angeles (AFL)
5	49	Charlie Janerette	DT	Los Angeles (AFL)
8	87	Earl Kohlhas	G	Washington (NFL)
—	—	Earl Kohlhas	G	Oakland (AFL)
—	—	James Hickman	—	Boston (AFL)

1961

3	30	Stew Barber	T	Dallas (NFL)
4	27	Stew Barber	T	Buffalo (AFL)
7	90	Dick Hoak	RB	Pittsburgh (NFL)
7	87	James Kerr	DB	Washington (NFL)
19	149	James Kerr	DB	New York (AFL)
13	182	Don Jonas	HB	Philadelphia (NFL)
19	266	Dick Wilson	C	Philadelphia (NFL)

1962

2	23	Bill Saul	LB	Baltimore (NFL)
9	68	Bill Saul	LB	Buffalo (AFL)
3	29	Bob Mitinger	LB	Washington (NFL)
5	34	Bob Mitinger	LB	San Diego (AFL)
4	47	Roger Kochman	HB	St. Louis (NFL)
15	116	Roger Kochman	HB	Buffalo (AFL)
4	46	Charlie Sieminski	DT	San Francisco (NFL)
14	110	Charlie Sieminski	DT	Boston (AFL)
5	60	Jim Smith	T	Los Angeles (NFL)
16	125	Jim Smith	T	New York (AFL)
12	166	Al Gursky	LB	New York (NFL)
27	214	Al Gursky	LB	Boston (AFL)
14	195	Jim Schwab	E	Philadelphia (NFL)
32	253	Don Jonas	HB	New York Titans (AFL)
34	269	Dick Wilson	C	New York Titans (AFL)

1963

1	14	Dave Robinson	LB	Green Bay (NFL)
3	17	Dave Robinson	LB	San Diego (AFL)
4	46	Hatch Rosdahl	DT	San Francisco (NFL)
14	107	Hatch Rosdahl	DT	San Diego (AFL)
6	79	Terry Monaghan	T	Los Angeles (NFL)
26	203	Terry Monaghan	T	New York (AFL)
8	103	Dave Hayes	FB	Baltimore (NFL)
11	107	Dave Hayes	FB	Boston (AFL)
10	130	Pete Liske	QB	Philadelphia (NFL)
15	115	Pete Liske	QB	New York (AFL)
17	233	Dick Anderson	E	Cleveland (NFL)
29	225	Dick Anderson	E	Oakland (AFL)

1964

3	38	Ralph Baker	LB	Pittsburgh (NFL)
6	43	Ralph Baker	LB	New York (AFL)
13	180	John Deibert	T	New York (NFL)
21	165	John Deibert	T	Buffalo (AFL)
14	186	Tom Urbanik	DB	Washington (NFL)
25	197	Tom Urbanik	DB	Buffalo (AFL)

1965

3	36	Glenn Ressler	G	Baltimore (NFL)
3	17	Glenn Ressler	G	Denver (AFL)

1966

8	116	Don Kunit	HB	Dallas (NFL)
8	125	Jack White	QB	Baltimore (NFL)
20	291	Bob Riggie	DB	Atlanta (NFL)

1967

2	53	Dave Rowe	DT	New Orleans
10	257	John Runnells	LB	Boston
16	415	Mike Irwin	HB	Buffalo

1968

2	41	Rich Buzin	T	New York Giants
2	43	Bill Lenkaitis	C	San Diego
5	119	Mike McBath	DE	Buffalo

1969

1	7	Ted Kwalick	TE	San Francisco
2	38	Dave Bradley	G	Green Bay
4	82	Bob Campbell	WR	Pittsburgh
7	174	John Kulka	C	Miami
15	367	Leon Angevine	WR	Philadelphia

1970

1	7	Mike Reid	DT	Cincinnati
3	58	Charlie Pittman	RB	St. Louis
3	72	Dennis Onkotz	LB	New York Jets
4	95	Steve Smear	LB	Baltimore
4	98	John Ebersole	LB	New York Jets
7	179	Don Abbey	LB	Dallas
8	199	Paul Johnson	DB	Washington
12	303	Jim Kates	LB	Washington

1971

2	34	Jack Ham	LB	Pittsburgh
3	73	Warren Koegel	C	Oakland
11	282	Vic Surma	T	Miami
16	414	Greg Edmonds	WR	Minnesota

1972

1	13	Franco Harris	RB	Pittsburgh
2	48	Lydell Mitchell	RB	Baltimore
4	93	Charlie Zapiec	LB	Dallas
5	117	Bob Parsons	P	Chicago

1973

3	71	Jim Laslavic	LB	Detroit
5	116	Bruce Bannon	LB	New York Jets
6	136	John Skorupan	LB	Buffalo
14	348	John Hufnagel	QB	Denver
15	381	Carl Schaukowitz	G	New York Giants

1974

1	8	Ed O'Neil	LB	Detroit
1	11	John Cappelletti	RB	Los Angeles Rams
2	27	Doug Allen	LB	Buffalo
2	41	Charlie Getty	T	Kansas City
2	43	Mark Markovich	C	San Diego
5	106	Gary Hayman	RB	Buffalo
6	136	Randy Crowder	DT	Miami
9	217	Phil LaPorta	T	New Orleans
10	256	Chuck Herd	WR	Cincinnati
12	294	Tom Hull	LB	San Francisco

1975

2	31	Mike Hartenstine	DE	Chicago
4	81	John Nessel	G	Atlanta
4	102	Tom Donchez	RB	Buffalo
6	142	Tom Shuman	QB	Cincinnati
7	170	Chris Devlin	LB	Cincinnati
8	198	Jeff Bleamer	T	Philadelphia
9	223	Dan Natale	TE	San Francisco
10	256	Joe Jackson	TE	Miami
12	312	Greg Murphy	DE	Pittsburgh
17	421	Dave Graf	LB	Cleveland

1976

2	51	Chris Bahr	K	Cincinnati
3	67	Greg Buttle	LB	New York Jets
3	70	Ron Coder	DT	Pittsburgh
4	119	Tom Rafferty	C	Dallas

1977

2	38	George Reihner	G	Houston
3	78	Kurt Allerman	LB	St. Louis
5	114	Ron Crosby	LB	Detroit
8	219	Brad Benson	T	New England

1978

3	61	Mickey Shuler	TE	New York Jets
3	81	Jimmy Cefalo	WR	Miami
5	113	Randy Sidler	LB	New York Jets
6	155	Steve Geise	RB	Cincinnati
9	227	Neil Hutton	DB	New York Jets
10	267	Tom DePaso	LB	Cincinnati
11	303	Ron Hostetler	LB	Los Angeles Rams

1979

1	10	Keith Dorney	T	Detroit
4	96	Eric Cunningham	G	New York Jets
5	126	Scott Fitzkee	WR	Philadelphia
5	133	Chuck Fusina	QB	Tampa Bay
6	145	Bob Torrey	RB	New York Giants
6	165	Matt Bahr	K	Pittsburgh
7	182	Rich Milot	LB	Washington
8	196	Chuck Correal	C	Philadelphia
10	265	Tony Petruccio	DT	San Diego

1980

1	4	Bruce Clark	DT	Green Bay
2	43	Matt Millen	LB	Oakland
2	46	Matt Suhey	RB	Chicago
2	50	Irv Pankey	T	Los Angeles Rams
3	69	Lance Mehl	LB	New York Jets
6	154	Gene Guman	RB	Los Angeles Rams
9	230	Tom Donovan	WR	Kansas City

1981

1	28	Booker Moore	RB	Buffalo
3	58	Bill Dugan	G	Seattle
6	147	Pete Kugler	NT	San Francisco
6	148	Larry Kubin	LB	Washington
7	186	Brad Scovill	TE	Seattle
8	214	Gene Gladys</		

HISTORY & HONORS

1983

1	3	Curt Warner	RB	Seattle
1	7	Todd Blackledge	QB	Kansas City
3	73	Walker Lee Ashley	LB	Minnesota
4	88	Mike McCloskey	TE	Houston
5	122	Bill Contz	T	Cleveland
5	140	Gregg Garrity	WR	Pittsburgh
10	261	Dave Laube	G	Detroit
10	263	Pete Speros	G	Seattle
10	268	Ralph Giacomarro	P	Atlanta

1984

1	4	Kenny Jackson	WR	Philadelphia
2	34	Scott Radecic	LB	Kansas City
3	70	Jon Williams	RB	New England
4	90	Mark Robinson	DB	Kansas City
4	112	Ron Heller	T	Tampa Bay
7	176	Harry Hamilton	DB	New York Jets
8	197	Kevin Baugh	WR	Houston
9	242	George Reynolds	P	Los Angeles Rams

1985

6	146	Stan Short	G	Detroit
7	192	Nick Haden	G	Los Angeles Raiders
9	246	Chris Sydnor	DB	Los Angeles Raiders
11	328	Tony Mumford	RB	New England

1986

4	105	Rogers Alexander	LB	New York Jets
7	168	Bob Williams	TE	Buffalo
9	235	Michael Zordich	DB	San Diego

1987

1	8	Shane Conlan	LB	Buffalo
1	14	D.J. Dozier	RB	Minnesota
3	80	Tim Manoa	RB	Cleveland
3	81	Steve Smith	RB	Los Angeles Raiders
4	84	Don Graham	LB	Tampa Bay
5	126	John Bruno	P	St. Louis
5	132	Chris Conlin	G	Miami
6	141	Tim Johnson	DE	Pittsburgh
6	162	Bob White	LB	San Francisco
8	222	Dan Morgan	G	Denver
9	247	Bob Ontko	LB	Indianapolis
10	268	Sid Lewis	DB	New York Jets
11	286	Brian Siverling	TE	Detroit

1988

3	58	Ray Roundtree	WR	Detroit
8	199	Michael Alexander	WR	Los Angeles Raiders
10	250	Stan Clayton	T	Atlanta
11	289	Pete Curkendall	DT	Buffalo

1989

2	29	Steve Wisniewski	G	Dallas
4	100	Michael Timpson	WR	New England
6	155	Quintus McDonald	LB	Indianapolis
6	160	Gary Wilkerson	DB	Cleveland
9	244	Bob Mrosko	TE	Houston
11	282	Keith Karpinski	LB	Detroit

PENN STATE IN THE NFL DRAFT BY POSITION

Modern Draft Era

T20	RB34	DE20	K4
G28	QB10	DT/NT	..18	P5
C12	TE22	LB63		
FB2	WR25	DB37		

All-Time

T35	QB15	DT/NT	..22		
G33	HB7	LB71		
C22	TE23	DB41		
FB5	WR26	K4		
B15	E6	P5		
RB35	DE24				

1990

1	2	Blair Thomas	RB	New York Jets
2	46	Andre Collins	LB	Washington
7	180	Dave Zott	G	Kansas City
8	196	Roger Duffy	G	New York Jets

1991

3	74	David Daniels	WR	Seattle
6	158	Leroy Thompson	RB	Pittsburgh
8	214	Gary Brown	RB	Houston
10	263	Frank Giannetti	DE	Indianapolis
10	264	Sean Love	G	Dallas
12	319	Rob Luedeke	C	Indianapolis

1992

2	34	Mark D'Onofrio	LB	Green Bay
2	46	Tony Sacca	QB	Phoenix
3	74	Paul Siever	G	Washington
3	83	Keith Goganious	LB	Buffalo
8	203	Darren Perry	DB	Pittsburgh
8	205	Sam Gash	RB	New England
8	209	Andre Powell	LB	Miami
8	223	Leonard Humphries	DB	Buffalo
11	308	Terry Smith	WR	Washington

1993

1	25	O.J. McDuffie	WR	Miami
2	39	Troy Drayton	TE	Los Angeles Rams
2	51	Todd Rucci	T	New England
3	57	John Gerak	G	Minnesota
5	128	Greg Huntington	C	Washington
6	144	Richie Anderson	RB	New York Jets
6	153	Rich McKenzie	LB	Cleveland
8	213	Reggie Givens	LB	Dallas

1994

3	94	Lou Benfatti	DT	New York Jets
5	134	Shelly Hammonds	DB	Minnesota
6	180	Eric Ravotti	LB	Pittsburgh
7	217	Rob Holmberg	LB	Los Angeles Raiders

1995

1	1	Ki-Jana Carter	RB	Cincinnati
1	5	Kerry Collins	QB	Carolina
1	9	Kyle Brady	TE	New York Jets
5	146	Phil Yeboah-Kodie	LB	Denver
6	187	Brian Gelzheiser	LB	Indianapolis

1996

1	23	Jeff Hartings	G	Detroit
1	30	Andre Johnson	T	Washington
2	52	Bobby Engram	WR	Chicago
3	74	Terry Killens	LB	Houston
3	92	Jon Witman	FB	Pittsburgh
4	115	Brian Milne	FB	Indianapolis
4	117	Keith Conlin	T	Indianapolis
6	198	Stephen Pitts	RB	San Francisco
6	208	Marco Rivera	G	Green Bay
7	218	Mike Archie	RB	Houston

1997

2	58	Kim Herring	DB	Baltimore
3	90	Brett Conway	K	Green Bay
7	234	Wally Richardson	QB	Baltimore

1998

1	5	Curtis Enis	RB	Chicago
2	55	Joe Jurevicius	WR	New York Giants
5	151	Phil Ostrowski	G	San Francisco

1999

5	138	Brad Scioli	DE	Indianapolis
5	140	Floyd Wedderburn	T	Seattle

2000

1	1	Courtney Brown	DE	Cleveland
1	2	LaVar Arrington	LB	Washington
3	91	David Macklin	DB	Indianapolis
4	105	Brandon Short	LB	New York Giants

2001

3	71	Bhawoh Jue	DB	Green Bay
3	79	Kareem McKenzie	T	New York Jets
3	94	James Boyd	DB	Jacksonville
5	147	Tony Stewart	TE	Philadelphia

2002

4	107	Omar Easy	RB	Kansas City
6	196	John Gilmore	TE	New Orleans

2003

1	12	Jimmy Kennedy	DT	St. Louis
1	14	Michael Haynes	DE	Chicago
1	17	Bryant Johnson	WR	Arizona
1	27	Larry Johnson	RB	Kansas City
2	55	Bryan Scott	DB	Atlanta
2	57	Anthony Adams	DT	San Francisco

2004

3	92	Rich Gardner	DB	Tennessee
6	194	Matt Kranchick	TE	Pittsburgh
7	229	David Kimball	K	Indianapolis
7	241	Sean McHugh	TE	Tennessee

2006

1	20	Tamba Hali	DE	Kansas City
4	100	Michael Robinson	RB	San Francisco
4	102	Calvin Lowry	DB	Tennessee
4	122	Alan Zemaitis	DB	Tampa Bay
6	200	Tyler Reed	G	Chicago
7	209	Ethan Kilmer	DB	Cincinnati

2007

1	5	Levi Brown	T	Arizona
2	34	Paul Posluszny	LB	Buffalo
3	81	Jay Alford	NT	New York Giants
3	90	Tony Hunt	RB	Philadelphia
5	164	Tim Shaw	LB	Carolina

2008

3	74	Dan Connor	LB	Carolina
4	101	Justin King	DB	St. Louis

2009

1	11	Aaron Maybin	DE	Buffalo
3	82	Derrick Williams	WR	Detroit
3	91	Deon Butler	WR	Seattle
4	123	Rich Ohrnberger	G	New England
7	226	A.Q. Shipley	C	Pittsburgh

2010

1	28	Jared Odrick	DE	Miami
2	55	Sean Lee	LB	Dallas
3	91	NaVorro Bowman	LB	San Francisco
5	154	Andrew Quarless	TE	Green Bay
7	214	Mickey Shuler	TE	Minnesota
7	254	Josh Hull	LB	St. Louis

2011

2	48	Stefen Wisniewski	C	Oakland
6	177	Evan Royster	RB	Washington

2012

2	53	Devon Still	DT	Cincinnati
5	149	Johnnie Troutman	G	San Diego
5	158	Jack Crawford	DE	Oakland
7	230	Nate Stupar	LB	Oakland

2013

3	87	Jordan Hill	DT	Seattle
4	120	Gerald Hodges	LB	Minnesota
7	213	Michael Mauti	LB	Minnesota

2014

2	61	Allen Robinson	WR	Jacksonville
4	112	DaQuan Jones	DT	Tennessee
5	175	John Urschel	G	Baltimore

2015

2	34	Donovan Smith	T	Tampa Bay
5	142	Adrian Amos	DB	Chicago
5	160	Jesse James	TE	Pittsburgh

2016

2	43	Austin Johnson	NT	Tennessee
2	51	Christian Hackenberg	QB	New York Jets
3	65	Carl Nassib	DE	Cleveland
6	202	Anthony Zettel	DT	Detroit
6	204	Jordan Lucas	DB	Miami

2017

3	84	Chris Godwin	WR	Tampa Bay
---	----	--------------	----	-----------

2018

1	2	Saquon Barkley	RB	New York Giants
2	42	Mike Gesicki	TE	Miami
4	109	Troy Apke	DB	Washington
4	113	DaeSean Hamilton	WR	Denver
5	148	Marcus Allen	DB	Pittsburgh
6	182	Christian Campbell	DB	Arizona

2019

2	53	Miles Sanders	RB	Philadelphia
3	90	Connor McGovern	G	Dallas
4	138	Shareef Miller	DE	Philadelphia
5	146	Amani Oruwariye	DB	Detroit
6	197	Trace McSorley	QB	Baltimore
7	243	Nick Scott	DB	Los Angeles Rams

2020

2	38	Yetur Gross-Matos	DE	Carolina
2	46	KJ Hamler	WR	Denver
4	141	John Reid	DB	Houston
6	183	Cam Brown	LB	New York Giants
6	193	Robert Windsor	DT	Indianapolis

2021

1	12	Micah Parsons	LB	Dallas
1	31	Odafé "Jayson" Oweh	DE	Baltimore
2	55	Pat Freiermuth	TE	Pittsburgh
7	246	Shaka Toney	DE	Washington
7	247	Michal Menet	C	Arizona
7	248	Will Fries	G	Indianapolis

2022

1	16	Jahan Dotson	WR	Washington
2	38	Arnold Ebiketie	DE	Atlanta
2	48	Jaquan Brisker	DB	Chicago
4	120	Brandon Smith	LB	Carolina
4	130	Jordan Stout	P	Baltimore
6	221	Tariq Castro-Fields	DB	San Francisco
7	249	Rasheed Walker	T	Green Bay
7	256	Jesse Luketa	LB	Arizona

2023

2	32	Joey Porter Jr.	DB	Pittsburgh
2	61	Brenton Strange	TE	Jacksonville
2	62	Juice Scruggs	C	Houston
3	87	Ji'Ayir Brown	DB	San Francisco
5	149	Sean Clifford	QB	Green Bay
6	185	Parker Washington	WR	Jacksonville

2024

1	11	Olumuyiwa Fashanu	T	New York Jets
1	21	Chop Robinson	DE	Miami
3	68	Caedan Wallace	T	New England
3	93	Adisa Isaac	DE	Baltimore
4	107			

ALL-TIME NFL PLAYERS

A

Adams, Anthony - DT
San Francisco, 2003-06
Chicago, 2007-11

Ahrenhold, Frank - DT
Pittsburgh, 1973-74

Alexander, Mike - WR
Los Angeles Raiders, 1989
Buffalo, 1991

Alexander, Rogers - LB
New York Jets, 1986
New England, 1987

Alford, Jay - DT
New York Giants, 2007-09
Oakland, 2010

Allen, Doug - LB
Buffalo, 1974-75

Allen, Marcus - S
Pittsburgh, 2018-22

Allerman, Kurt - LB
St. Louis, 1977-79, 1982-84
Green Bay, 1980-81
Detroit, 1985

Amos, Adrian - DB
Chicago, 2015-18
Green Bay, 2019-22
New York Jets, 2023
Houston Texans, 2023

Anderson, Richie - RB
New York Jets, 1993-02
Dallas, 2003-04

Apke, Troy - S
Washington, 2018-22

Archie, Mike - RB
Houston/Tennessee, 1996-98

Arrington, LaVar - LB
Washington, 2000-05
New York Giants, 2006

Ashley, Walker Lee - LB
Minnesota, 1983-88, 1990
Kansas City, 1989

B

Bahr, Chris - K
Cincinnati, 1976-79
Oakland/LA Raiders, 1980-88
San Diego, 1989

Bahr, Matt - K
Pittsburgh, 1979-80
San Francisco, 1981
Cleveland, 1981-89
New York Giants, 1990-92
Philadelphia, 1993
New England, 1993-95

Baker, Ralph - LB
New York Jets, 1964-74

Bannon, Bruce - LB
Miami, 1973-74

Barber, Stew - T
Buffalo, 1961-69

Barkley, Saquon - RB
New York Giants, 2018-23
Philadelphia Eagles, 2024

Bars, Brad - DE
New York Giants, 2015

Bates, Ryan - T
Buffalo Bills, 2019-23
Chicago Bears, 2024

Beck, Clarence - T
Pottsville, 1925

Bell, Brandon - LB
Cincinnati, 2017-18

Benfatti, Lou - DT
New York Jets, 1994-96

Benson, Brad - C/G
New York Giants, 1978-87

Berryman, Robert - B
Frankford, 1924

Blackledge, Todd - QB
Kansas City, 1983-87
Pittsburgh, 1988-89

Blacknall, Saeed - WR
Oakland, 2018

Bleamer, Jeff - T
Philadelphia, 1975-76
New York Jets, 1977

Bowers, Nick - TE
Las Vegas, 2021

Bowman, NaVorro - LB
San Francisco, 2010-17
Oakland, 2017

Boyd, James - DB
Jacksonville, 2001-02

Brackett, Brett - TE
Tennessee, 2014

Bradley, Dave - G
Green Bay, 1969-71
St. Louis, 1972

Brady, Kyle - TE
New York Jets, 1995-98
Jacksonville, 1999-2006
New England, 2007

Branch, Bruce - DB
Washington, 2002

Brisker, Jaquan, S
Chicago Bears, 2022-present

Bronson, John - TE
Arizona, 2005-06

Brown, Cam - LB
New York Giants, 2020-23
Miami Dolphins, 2024

Brown, Courtney - DE
Cleveland, 2000-04
Denver, 2005-06

Brown, Gary - RB
Houston, 1991-95
San Diego, 1997
New York Giants, 1998-99

Brown, Ji'Ayir - S
San Francisco, 2023-present

Brown, Levi - T
Arizona, 2007-12
Pittsburgh, 2013

Bruno, John - P
Pittsburgh, 1987

Burger, Todd - G
Chicago, 1994-97
New York Jets, 1998

Butler, Deon - WR
Seattle, 2009-11

Buttle, Greg - LB
New York Jets, 1976-84

Buzin, Rich - T
New York Giants, 1968-70
Los Angeles Rams, 1971
Chicago, 1972

C

Cabinda, Jason - FB
Oakland, 2018
Detroit, 2019-23

Campbell, Bob - RB
Pittsburgh, 1969

Campbell, Christian - DB
Arizona, 2018

Carson, Glenn - LB
Arizona, 2014

Carter, Ki-Jana - RB
Cincinnati, 1995-2000
Washington, 2001-02
New Orleans, 2003-04

Carter, Kyle - TE
Minnesota, 2017

Case, Frank - DE
Kansas City, 1981

Castro-Fields, Tariq
Washington, 2022-present

Cefalo, Jimmy - WR
Miami, 1978-84

Cherundolo, Chuck - C
Cleveland, 1937-39
Philadelphia, 1940
Pittsburgh, 1941-42, 1945-48

Chisena, Dan - WR
Minnesota, 2020-22
Pittsburgh, 2023
Arizona, 2023
Baltimore, 2023

Clark, Bruce - DE
New Orleans, 1983-88
Kansas City, 1989

Clayton, Stan - T
Atlanta, 1988-89
New England, 1990

Clifford, Sean - QB
Green Bay, 2023-present

Coder, Ron - G
Seattle, 1976-77, 1979
St. Louis, 1980

Collins, Andre - LB
Washington, 1990-94
Cincinnati, 1995-97
Chicago, 1998-99

Collins, Kerry - QB
Carolina, 1995-98
New Orleans, 1998
New York Giants, 1999-2003
Oakland, 2004-05
Tennessee, 2006-10
Indianapolis, 2011

Conlan, Shane - LB
Buffalo, 1987-92
LA/St. Louis Rams, 1993-95

Conlin, Chris - T
Miami, 1987
Indianapolis, 1990-91

Connor, Dan - LB
Carolina, 2008-11, 2013
Dallas, 2012
New York Giants, 2013

Conover, Larry - C
Canton, 1921-23
Cleveland, 1925
Frankford, 1926

Contz, Bill - T
Cleveland, 1983-86
New Orleans, 1986-88

Conway, Brett - K
Green Bay, 1997
Washington, 1998-2000
New York Jets, 2000
Washington, 2001-02
Cleveland, 2003

Cooper, William - QB
Cleveland, 1936-37

Correal, Chuck - C
Atlanta, 1979-80

Crawford, Jack - DE
Oakland, 2012-13
Dallas, 2014-16
Atlanta, 2017-19
Tennessee, 2020

Crist, Chuck - DB
New York Giants, 1972-73
New Orleans, 1976

Crosby, Ron - LB
Detroit, 1977
New Orleans, 1978
New York Jets, 1979-83

Crowder, Randy - DT
Miami, 1974-76
Tampa Bay, 1978-80

Cubbage, Ben - G
Massillon, 1919

Cunningham, Eric - G
New York Jets, 1979-80
St. Louis, 1980

D

Daniels, David - WR
Seattle, 1991-92

Davis, Robert - E
Pittsburgh, 1946-50

DePaso, Tom - LB
Cincinnati, 1978

Devlin, Chris - LB
Cincinnati, 1975-76, 1978
Chicago, 1978

Donchez, Tom - FB
Chicago, 1975

D'Onofrio, Mark - LB
Green Bay, 1992

Donovan, Tom - WR
New Orleans, 1980

Dorney, Keith - G/T
Detroit, 1979-87

Dotson, Jahan - WR
Washington, 2022-present

Dozier, D.J. - RB
Minnesota, 1987-90
Detroit, 1991

Drayton, Troy - TE
LA/St. Louis Rams, 1993-96
Miami, 1996-99
Kansas City, 2000

Drazenovich, Chuck - LB
Washington, 1950-59

Drummond, Eddie - KR/WR
Detroit, 2002-06
Kansas City, 2007

Duffy, Roger - C/G
New York Jets, 1990-97
Pittsburgh, 1998-01

Dugan, Bill - G
Seattle, 1981-83
Minnesota, 1984
New York Giants, 1987

Durkota, Jeff - FB
Los Angeles Dons, 1948

E

Easy, Omar - RB
Kansas City, 2002-04
Oakland, 2005

Ebersole, John - LB
New York Jets, 1970-77

Ebiketie, Arnold - DE
Atlanta Falcons, 2022-present

Engram, Bobby - WR
Chicago, 1996-2000
Seattle, 2001-08
Kansas City, 2009

Enis, Curtis - RB
Chicago, 1998-2000

Eschbach, Herb - C
Providence, 1930-31

Evans, Maurice - DE
Tampa Bay, 2009

F

Farrell, Sean - G
Tampa Bay, 1982-86
New England, 1987-89
Denver, 1990-91
Seattle, 1992

Ficken, Sam - K
Los Angeles Rams, 2017-18
New York Jets, 2019-20

Filak, John - T
Frankford, 1927-29

Finney, Shamar - LB
Washington, 2002

Fitzkee, Scott - WR
Philadelphia, 1979-80
San Diego, 1981-82

Flythe, Mark - DT
New York Giants, 1993

Forbes, Marlon - DB
Chicago, 1996-98
Cleveland, 1999

Franco, Brian - K
Cleveland, 1987

Freiermuth, Pat - TE
Pittsburgh, 2021-present

Frerotte, Mitch - G
Buffalo, 1987-92
Seattle, 1993-94

Fries, Will - G
Indianapolis, 2021-present

Frketch, Len - T
Pittsburgh, 1945

Fusina, Chuck - QB
Tampa Bay, 1979-82
Green Bay, 1986

G

Gardner, Rich - CB
Tennessee, 2004-05
Seattle, 2006

Garry, Gregg - WR
Pittsburgh, 1983-84
Philadelphia, 1985-89

Gash, Sam - RB
New England, 1992-97
Buffalo, 1998-99, 2003
Baltimore, 2000-02

Gerak, John - G
Minnesota, 1993-96
St. Louis, 1997

Gesicki, Mike - TE
Miami, 2018-22
New England, 2023
Cincinnati Bengals, 2024

Getty, Charlie - T
Kansas City, 1974-82
Green Bay, 1983

Giacomarro, Ralph - P
Atlanta, 1983-85
Denver, 1987

HISTORY & HONORS

Giannetti, Frank - DT
Indianapolis, 1991

Gilliam, Garry - T
Seattle, 2014-16
San Francisco, 2017-18

Gillikin, Blake - P
New Orleans, 2021-22
Arizona Cardinals, 2023-present

Gilmore, John - TE
Chicago, 2002-07
Tampa Bay, 2008-10
New Orleans, 2011

Givens, Kevin - DT
San Francisco, 2019-present

Givens, Reggie - LB
San Francisco, 1998-99
Washington, 2000

Gladys, Gene - LB
New Orleans, 1981

Godwin, Chris - WR
Tampa Bay, 2017-present

Goganious, Keith - LB
Buffalo, 1992-94
Jacksonville, 1995
Baltimore, 1996

Gould, Robbie - K
Chicago, 2005-15
New York Giants, 2016
San Francisco, 2017-22

Graf, Dave - LB
Cleveland, 1975-79
Washington, 1981

Graham, Don - LB
Tampa Bay, 1987
Buffalo, 1988
Washington, 1989

Greeley, Bucky - C
Carolina, 1996-98

Greenshields, Donn - T
Brooklyn, 1932-33

Grier, Rosey - DT
New York Giants, 1955-56, 1958-62
Los Angeles Rams, 1963-66

Griffiths, Percy (Red) - G
Canton, 1921

Gross-Matos, Yetur - DE
Carolina, 2020-23
San Francisco, 2024

Guman, Mike - RB
Los Angeles Rams, 1980-88

Gursky, Al - LB
New York Giants, 1963

H

Hackenberg, Christian - QB
New York Jets, 2016-17

Haden, Nick - G/C
Philadelphia, 1986

Haines, Hinkey - QB
New York Giants, 1925-28
Staten Island, 1929-31

Haley, Grant - CB
New York Giants, 2018-19
New Orleans, 2020
Los Angeles Rams, 2021-22

Hali, Tamba - DE
Kansas City, 2006-17

Hall, Galen - QB
Washington, 1962
New York Jets, 1963

Ham, Jack - LB
Pittsburgh, 1971-82

Hamilton, DaeSean - WR
Denver, 2018-20

Hamilton, Harry - S
New York Jets, 1984-87
Tampa Bay, 1988-91

Hamler, KJ - WR
Denver, 2020-22
Buffalo, 2024-present

Hammonds, Shelly - DB
Minnesota, 1995

Hamas, Steve - B
Orange, 1929

Harris, Franco - RB
Pittsburgh, 1972-83
Seattle, 1984

Hartenstine, Mike - DE
Chicago, 1975-86
Minnesota, 1987

Hartings, Jeff - G/C
Detroit, 1996-2000
Pittsburgh, 2001-06

Hayman, Gary - RB
Buffalo, 1974-75

Haynes, Michael - DE
Chicago, 2003-05
New Orleans, 2006

Heller, Ron - T
Tampa Bay, 1984-87
Philadelphia, 1988-92
Miami, 1993-95

Herring, Kim - DB
Baltimore, 1997-2000
St. Louis, 2001-03
Cincinnati, 2004-05

Higgins, Bob - E
Canton, 1920-21

Hill, Jordan - DT
Seattle, 2013-15
Jacksonville, 2016
Detroit, 2017

Hoak, Dick - RB
Pittsburgh, 1961-70

Hodges, Gerald - LB
Minnesota, 2013-15
San Francisco, 2015-16
New Orleans, 2017
Arizona, 2018

Holmberg, Rob - LB
LA/Oakland Raiders, 1994-97
Indianapolis, 1998
New York Jets, 1998
Minnesota, 1999
New England, 2000
Green Bay, 2001

Hufnagel, John - QB
Denver, 1974-75

Hull, Josh - LB
St. Louis, 2010-12
Washington, 2013

Hull, Mike - LB
Miami, 2015-19

Hull, Tom - LB
San Francisco, 1974
Green Bay, 1975

Humphries, Leonard - DB
Indianapolis, 1994

Hunt, Tony - RB
Philadelphia, 2007-08

Huntington, Greg - G
Washington, 1993
Jacksonville, 1995-96
Chicago, 1997-99

I

Iorio, Joe - C
Indianapolis, 2003-04

Isom, Ray - S
Tampa Bay, 1987-88

J

Jackson, Kenny - WR
Philadelphia, 1984-88, 1990-91
Houston, 1989

Jackson, Tyoka - DL
Miami, 1994
Tampa Bay, 1996-2000
St. Louis, 2001-05
Detroit, 2006

Jaffurs, John - G
Washington, 1946

James, Jesse - TE
Pittsburgh, 2015-18
Detroit, 2019-20
Chicago, 2021
Cleveland, 2022

Janerette, Charlie - G
Los Angeles Rams, 1960
New York Giants, 1961-62
New York Jets, 1963
Denver, 1964-65

Joe, Larry - RB
Buffalo, 1949

Johnson, Andre - T
Washington, 1996
Miami, 1997
Detroit, 1997-98

Johnson, Austin - NT
Tennessee, 2016-2019
New York Giants, 2020-21
Los Angeles Chargers, 2022-23
Buffalo, 2024

Johnson, Bryant - WR
Arizona, 2003-07
San Francisco, 2008
Detroit, 2009-10
Houston, 2011

Johnson, Ed - DT
Indianapolis, 2007-09
Carolina, 2010

Johnson, Juwan - WR
New Orleans, 2020-present

Johnson, Larry - RB
Kansas City, 2003-08
Cincinnati, 2009
Washington, 2010

Johnson, Tim - DL
Pittsburgh, 1987-89
Washington, 1990-95
Cincinnati, 1996

Jonas, Don - B
Philadelphia, 1962

Jones, DaQuan - DT
Tennessee, 2014-20
Carolina, 2021
Buffalo, 2022-present

Jue, Bhawoh - DB
Green Bay, 2001-04
San Diego, 2005-06
St. Louis, 2007
Arizona, 2007

Jurevicius, Joe - WR
New York Giants, 1998-2001
Tampa Bay 2002-04
Seattle, 2005
Cleveland, 2006-08

K

Kab, Vyto - TE
Philadelphia, 1982-84
New York Giants, 1985
Detroit, 1987-88

Kapinos, Jeremy - P
New York Jets, 2007
Green Bay, 2008-09
Indianapolis, 2010
Pittsburgh, 2010-11

Karpinski, Keith - LB
Detroit, 1989

Kennedy, Jimmy - DT
St. Louis, 2003-06
Chicago, 2007
Jacksonville, 2008
Minnesota, 2008-10
New York Giants, 2011

Kerr, Jim - DB
Washington, 1961-62

Killens, Terry - LB
Houston/Tennessee, 1996-2000
San Francisco, 2001-02

Killinger, Glenn - B
New York Giants, 1926
Canton, 1921

Kilmer, Ethan - DB
Cincinnati, 2006-07

King, Justin - CB
St. Louis, 2008-11
Indianapolis, 2012
Pittsburgh, 2012

Klotz, John - T
New York Titans (AFL), 1962
San Diego (AFL), 1962
New York Jets (AFL), 1963
Houston (AFL), 1964

Kochman, Roger - HB
Buffalo (AFL), 1963

Koegel, Warren - C
Oakland, 1971
St. Louis, 1973
New York Jets, 1974

Kranchick, Matt - TE
Pittsburgh, 2004
New York Giants, 2005
New England, 2006

Kubin, Larry - LB
Washington, 1982-84
Buffalo, 1985
Tampa Bay, 1985

Kugler, Pete - NT/DE
San Francisco, 1981-83, 1986-90

Kurpeikis, Justin - LB
Pittsburgh, 2001-03, 2006
New England, 2004-05

Kwalick, Ted - TE
San Francisco, 1969-74
Oakland, 1975-77

L

Landolt, Dennis - T
New York Jets, 2012

Lankford, Paul - DB
Miami, 1982-91

LaPointe, Ron - TE
Baltimore, 1980

LaPorta, Phil - DT
New Orleans, 1974-75

Laslavic, Jim - LB
Detroit, 1973-77
San Diego, 1978-81
Green Bay, 1982

Lee, Sean - LB
Dallas, 2010-20

Lenkaitis, Bill - G/C
San Diego, 1968-70
New England, 1971-81

Lewis, Sid - CB
New York Jets, 1987

Liske, Pete - QB/DB
New York Jets, 1964
Denver, 1969-70
Philadelphia, 1971-72

Love, Sean - G
Tampa Bay, 1994, 1996
Carolina, 1995

Lowry, Calvin - DB
Tennessee, 2006-07
Denver, 2008

Lucas, Jordan - DB
Miami, 2016-17
Kansas City, 2018-19
Indianapolis, 2021

Lucas, Rich - QB/DB
Buffalo, 1960-61

Luce, Lew - B
Washington, 1961

Luketa, Jesse - LB
Arizona, 2022-present

M

Macklin, David - DB
Indianapolis, 2000-03
Arizona, 2004-06
Washington, 2007
Kansas City, 2008

Mahon, Brendan - G
Carolina, 2018-19

Mahoney, Roger - C
Frankford, 1928-30
Minneapolis, 1930

Manca, Massimo - K
Cincinnati, 1987

Manoa, Tim - RB
Cleveland, 1987-90
Indianapolis, 1991

Markovich, Mark - G
San Diego, 1974-75
Detroit, 1976-77

Mauti, Michael - LB
Minnesota, 2013-14
New Orleans, 2015-17

Mauti, Rich - WR
New Orleans, 1977-83
Washington, 1984

Maybin, Aaron - DE
Buffalo, 2009-10
New York Jets, 2011-12

Mayer, Shawn - DB
New England, 2003-05

McBath, Mike - DE
Buffalo, 1968-72

McCann, Ernest - T
Hartford, 1926

McCloskey, Mike - TE
Houston, 1983-85
Philadelphia, 1987

McCoo, Eric - RB
Chicago, 2002
Philadelphia, 2004

McDonald, Quintus - LB
Indianapolis, 1989-91

McDuffie, O.J. - WR
Miami, 1993-2001

McGloin, Matt - QB
Oakland, 2013-16

McGovern, Connor - G
Dallas, 2019-22
Buffalo, 2023-present

McHugh, Sean - TE
Green Bay, 2004
Detroit, 2005-07
Pittsburgh, 2008-09

McKenzie, Kareem - T
New York Jets, 2001-04
New York Giants, 2005-11

McKenzie, Rich - LB
Cleveland, 1995
Tampa Bay, 1996

McSorley, Trace - QB
Baltimore, 2019-20
Arizona, 2021-22

Meade, Mike - RB
Green Bay, 1982-83
Detroit, 1984-85

Mehl, Lance - LB
New York Jets, 1980-87

Menet, Michal - C
Arizona, 2021
Green Bay, 2022

Michalske, Mike - G
New York Yankees, 1927-28
Green Bay, 1929-35, 1937

Millen, Matt - LB
Oakland/LA Raiders, 1980-88
San Francisco, 1989-90
Washington, 1991

Miller, Shareef- DE
Philadelphia, 2019

Miller, Shorty - QB
Massillon, 1919

Mills, Tom - B
Green Bay, 1922-23

Milne, Brian - FB
Cincinnati, 1996-98
Seattle, 1999
New Orleans, 2000

Milot, Rich - LB
Washington, 1979-87

Mitchell, Lydell - RB
Baltimore, 1972-77
San Diego, 1978-79
Los Angeles Rams, 1980

Mitinger, Bob - LB
San Diego, 1962-64, 1966, 1968

Moore, Booker - RB
Buffalo, 1983-85

Moore, Cliff - B
Cincinnati, 1934

Moore, Lenny - RB
Baltimore, 1956-67

Moore, Red - G
Pittsburgh, 1947-49

Morgan, Dan - G
New York Giants, 1987

Moye, Derek - WR
Pittsburgh, 2013

Mrosko, Bob - TE
Houston, 1989
New York Giants, 1990
Indianapolis, 1991

Munchak, Mike - G
Houston, 1982-93

Mustipher, P.J. - DT
New Orleans, 2023-present

N

Nassib, Carl - DE
Cleveland, 2016-17
Tampa Bay, 2018-2019, 2022
Las Vegas, 2020-21

Nelson, Jim - LB
Green Bay, 1998-99
Minnesota, 2000-02
Indianapolis, 2003-04
Baltimore, 2005

Nobile, Leo - G
Washington, 1947
Pittsburgh, 1948-49

Noble, Brandon - DT
Dallas, 1999-2002
Washington, 2003-05

Nolan, John - T
Boston Yanks, 1948
New York Bulldogs, 1949
New York Yankees, 1950

Norwood, Jordan - WR
Philadelphia, 2009
Cleveland, 2010-12
Denver, 2015-16

O

Odrick, Jared - DT
Miami, 2010-14
Jacksonville 2015-16

Ohrnberger, Rich - G
New England, 2009-11
Arizona, 2012
San Diego, 2013-14

Olshewski, Al - E
Pittsburgh, 1945

O'Neal, Brian - RB
Philadelphia, 1994

O'Neil, Ed - LB
Detroit, 1974-79
Green Bay, 1980

Onkotz, Dennis - LB
New York Jets, 1970

Ontko, Bob - LB
Indianapolis, 1987

Opfar, Dave - NT
Pittsburgh, 1987

Oruwariye, Amani - CB
Detroit, 2019-22
Jacksonville, 2023

Osborn, Robert - G
Canton, 1921-23
Cleveland, 1924
Pottsville, 1925-28

Ostrowski, Phil - G
San Francisco, 1998-2001

Oweh, Odafé - LB
Baltimore, 2021-present

P

Palazzi, Lou - C
New York Giants, 1946-47

Palm, Mike - QB
New York Giants, 1925-26
Cincinnati, 1933

Panaccione, Vic - T
Frankford, 1930

Pankey, Irv - T
Los Angeles Rams, 1980-90
Indianapolis, 1991-92

Parlavacchio, Chet - LB
Green Bay, 1982
St. Louis, 1983

Parsons, Bob - TE/P
Chicago, 1972-83

Parsons, Micah - LB
Dallas, 2021-present

Patrick, John - G
Pittsburgh, 1941, 1945-46

Paxson, Scott - DT
Pittsburgh, 2006-08
Cleveland, 2011-12

Perry, Darren - S
Pittsburgh, 1992-98
Baltimore, 1999
New Orleans, 2000

Petrella, John - B
Pittsburgh, 1945

Phillips, Anwar - CB
New Orleans, 2006

Pittman, Charlie - RB
St. Louis, 1970
Baltimore, 1971

Plum, Milt - QB
Cleveland, 1957-61
Detroit, 1962-67

Los Angeles Rams, 1968
New York Giants, 1969

Porter Jr, Joey - CB
Pittsburgh, 2023-present

Posluszny, Paul - LB
Buffalo, 2007-10
Jacksonville, 2011-17

Powell, Andre - LB
New York Giants, 1993-94

Pritchard, William - B
Providence, 1927
New York Yankees, 1928

Q

Quarless, Andrew - TE
Green Bay, 2010-15
Detroit, 2016

R

Radecic, Keith - C
St. Louis, 1987

Radecic, Scott - LB
Kansas City, 1984-86
Buffalo, 1987-89
Indianapolis, 1990-95

Rafferty, Tom - G/C
Dallas, 1976-89

Rauch, Richard - G
Columbus, 1921
Toledo, 1922
Pottsville, 1925
New York Yankees, 1928
Boston Braves, 1929

Ravotti, Eric - LB
Pittsburgh, 1994-96

Redinger, Otis - B
Canton, 1925

Reed, Tyler - G
Chicago, 2006

Reid, Mike - DT
Cincinnati, 1970-74

Reid, John - CB
Houston, 2020
Seattle, 2021
Tennessee, 2022

Reihner, George - G
Houston, 1977-80, 1982

Ressler, Glenn - G
Baltimore, 1965-74

Rice, Matt - DE
Detroit, 2006

Richardson, Wally - QB
Baltimore, 1997-98
Atlanta, 1999

Riggle, Bob - S
Atlanta, 1966-67

Rivera, Marco - G
Green Bay, 1996-2004
Dallas, 2005-06

Robb, Harry - QB
Washington, 1921
Canton, 1921-23, 1925-26

Robinson II, Allen - WR
Jacksonville, 2014-17
Chicago, 2018-21
Los Angeles Rams, 2022
Pittsburgh, 2023
New York Giants, 2024

Robinson, Dave - LB
Green Bay, 1963-72
Washington, 1973-74

Robinson, Mark - DB
Kansas City, 1984-87
Tampa Bay, 1988-91

Robinson, Michael - RB
San Francisco, 2006-09
Seattle, 2010-13

Roepke, John - B
Frankford, 1928

Rogel, Fran - B
Pittsburgh, 1950-57

Romano, Jim - C
Oakland, 1982-83
Houston, 1984-86

Rosdahl, Hatch - DE
Buffalo, 1964
Kansas City, 1964-65

Roundtree, Ray - WR
Detroit, 1988

Rowe, Dave - DT/NT
New Orleans, 1967-70
New England, 1971-73

San Diego, 1974-75
Oakland, 1975-78
Baltimore, 1978

Royster, Evan - RB
Washington, 2011-13

Rucci, Todd - T
New England, 1993-99

S

Sacca, Tony - QB
Phoenix, 1992-93

Sanders, Miles - RB
Philadelphia, 2019-22
Carolina, 2023-present

Saul, Bill - LB
Baltimore, 1962-63
Pittsburgh, 1964, 1966-68
New Orleans, 1969
Detroit, 1970

Schaukowitz, Carl - G
Denver, 1975

Schleicher, Maury - LB
Chicago Cardinals, 1959
Los Angeles Chargers, 1960
San Diego, 1961-62

Schuster, Richard - E
Canton, 1925

Scioli, Brad - DE
Indianapolis, 1999-2004

Scott, Bryan - DB/LB
Atlanta, 2003-05
New Orleans, 2006
Buffalo, 2007-12

Scott, Freddie - WR
Atlanta, 1996-97
Indianapolis, 1998
Detroit, 1999

Scott, Nick - S
Los Angeles Rams, 2019-22
Cincinnati, 2023
Carolina, 2024

Scrabis, Bob - QB
New York Jets, 1960-62

Scruggs, Juice - C
Houston, 2023-present

Shaw, Tim - LB
Carolina, 2007
Jacksonville, 2008
Chicago, 2009
Tennessee, 2010-12

Sherman, Tom - QB
New England, 1968-69
Buffalo, 1969

Shipley, A.Q. - C
Indianapolis, 2012, 2014
Baltimore, 2013
Arizona, 2015-2019
Tampa Bay, 2020

Short, Brandon - LB
New York Giants, 2000-03, 2006
Carolina, 2004-05

Shuler, Mickey - TE
New York Jets, 1978-89
Philadelphia, 1990-91

Shuler Jr., Mickey - TE
Minnesota, 2010
Oakland, 2012

Atlanta, 2015
Jacksonville, 2014

Sickels, Garrett - LB
Los Angeles Rams, 2017-18

Sieminski, Chuck - DT
San Francisco, 1963-65
Atlanta, 1966-67
Detroit, 1968

Skorupan, John - LB
Buffalo, 1973-77
New York Giants, 1978-80

Smith, Brandon - LB
Carolina, 2022
Philadelphia, 2023-present

Smith, Donovan - T
Tampa Bay, 2015-22
Kansas City, 2023-present

Smith, Steve - RB
Los Angeles Raiders, 1987-93
Seattle, 1993-95

Smolko, Isaac - TE
Jacksonville, 2006-07
Baltimore, 2008

Smyth, Bill - DL
Los Angeles Rams, 1947-50

Snell, George - B
Brooklyn, 1926
Buffalo, 1927

Stevens, Tommy - QB
Carolina, 2020

Stewart, Tony - TE
Philadelphia, 2001
Cincinnati, 2002-06
Oakland, 2007-08

Still, Devon - DT
Cincinnati, 2012-14
Houston, 2016

Stoll, Chris - LS
Seattle, 2023-present

Stout, Jordan - P
Baltimore, 2022-present

Strange, Brenton - TE
Jacksonville, 2023-present

Stupar, Nate - LB
Jacksonville, 2013
Atlanta, 2014-15
New Orleans, 2016-17
New York Giants, 2018-19

Stynchula, Andy - DL
Washington, 1960-63
New York Giants, 1964-65
Baltimore, 1966-67
Dallas, 1968

HISTORY & HONORS

- Suhey, Matt - RB**
Chicago, 1980-89
- Suhey, Steve - G**
Pittsburgh, 1948-49
- Szott, Dave - G**
Kansas City, 1990-2000
Washington, 2001
New York Jets, 2002-03

T

- Tamburo, Sam - E**
New York Bulldogs, 1949
- Tays, Jim - HB**
Kansas City, 1924
Chicago Cardinals, 1925
Dayton, 1927
Newark, 1930
Staten Island, 1930
- Thomas, Blair - RB**
New York Jets, 1990-93
New England, 1994
Dallas, 1994
Carolina, 1995
- Thomas, William - B**
Frankford, 1924
Philadelphia Quakers, 1926
- Thompson, Kevin - QB**
Cleveland, 2000-04
Buffalo, 2005
- Thompson, Leroy - RB**
Pittsburgh, 1991-93
New England, 1994
Kansas City, 1995
- Timpson, Michael - WR**
New England, 1989-94
Chicago, 1995-96
Philadelphia, 1997
- Tinsley, Mitchell - WR**
Washington, 2023-present
- Tobin, Elgie - E**
Akron, 1919-21
- Toney, Shaka - DE**
Washington, 2021-22
- Torrey, Bob - RB**
New York Giants, 1979
Miami, 1979
Philadelphia, 1980
- Triplet, Wally - B**
Detroit, 1949-50
Chicago Cardinals, 1952-53
- Troutman, Johnnie - G**
San Diego, 2013-15
- Truitt, Greg - C**
Cincinnati, 1994-99

U

- Ullery, William - B**
Dayton, 1922
- Urschel, John - G**
Baltimore, 2014-16

W

- Wake, Cameron - DE**
Miami, 2009-18
Tennessee, 2019
- Walker, Rasheed - OL**
Green Bay, 2022-present
- Walters, Les - E**
Washington, 1958
- Watson, Kenny - RB**
Washington, 2001-02
Cincinnati, 2003-08
- Warner, Curt - RB**
Seattle, 1983-89
Los Angeles Rams, 1990

- Washington, Parker - WR**
Jacksonville, 2023-present
- Way, Charlie - B**
Canton, 1921
Frankford, 1924
- Wear, Bob - C**
Philadelphia, 1942
- Wedderburn, Floyd - T**
Seattle, 1999-02
- Wender, Gerald - B**
Buffalo All-Americans, 1920
- Williams, Derrick - WR**
Detroit, 2009-10
- Williams, Jon - RB**
New England, 1984-85
- Williams, Trevor - CB**
San Diego/LA Chargers, 2016-19
Arizona, 2019
Philadelphia, 2020
- Windsor, Robert - DT**
Indianapolis, 2020
- Wisniewski, Leo - NT**
Baltimore, 1983
Indianapolis, 1984-85
- Wisniewski, Stefen - G/C**
Oakland, 2011-14
Jacksonville, 2015
Philadelphia, 2016-18
Kansas City, 2019
Pittsburgh, 2020
Kansas City, 2020
- Wisniewski, Steve - G**
LA/Oakland Raiders, 1989-2001
- Witman, Jon - FB**
Pittsburgh, 1996-2001
- Wontz, Bryon - B**
Pottsville, 1925-28

Y

- Yeboah-Kodie, Phil - LB**
Pittsburgh, 1996
- Yerger, Howard - B**
Dayton, 1919
Louisville, 1921

Z

- Zemaitis, Alan - CB**
Tampa Bay, 2006
- Zettel, Anthony - DL**
Detroit, 2016-17
Cleveland, 2018
Cincinnati Bengals, 2019
San Francisco, 2019
New Orleans, 2020
- Zordich, Michael - S**
New York Jets, 1987-88
Phoenix, 1989-93
Philadelphia, 1994-98

NIITANY LIONS IN THE PRO BOWL

Penn State has 120 Pro Bowlers to rank seventh all-time.

- Richie Anderson New York Jets 2000
- LaVar Arrington Washington 2001, 2002, 2003
- Stew Barber Buffalo 1963, 1964, 1965, 1966, 1967
- Saquon Barkley New York Giants 2018, 2022, 2023
- Brad Benson New York Giants 1986
- NaVorro Bowman San Francisco 2012, 2013, 2015
- Chuck Cherundolo Pittsburgh 1941, 1942
- Bruce Clark New Orleans 1984
- Kerry Collins Carolina 1996
- Shane Conlan Buffalo 1988, 1989, 1990
- Keith Dorney Detroit 1982
- Chuck Drazenovich Washington 1955, 1956, 1957, 1958
- Eddie Drummond Detroit 2002
- Sam Gash Buffalo 1998, 1999
- Robbie Gould Chicago 2006
- Rosey Grier New York Giants 1956, 1960
- Tamba Hali Kansas City 2011, 2012, 2013, 2014, 2015
- Jack Ham Pittsburgh 1973, 1974, 1975, 1976, 1977, 1978, 1979, 1980
- Franco Harris Pittsburgh 1972, 1973, 1974, 1975, 1976, 1977, 1978, 1979, 1980
- Jeff Hartings Pittsburgh 2004, 2005
- Dick Hoak Pittsburgh 1967
- Larry Johnson Kansas City 2005, 2006
- Ted Kwalick San Francisco 1971, 1972, 1973
- Sean Lee Dallas 2015, 2016
- Lance Mehl New York Jets 1985
- Matt Millen Los Angeles Raiders 1988
- Lydell Mitchell Baltimore 1975, 1976, 1977
- Greg Montgomery Houston 1993
- Lenny Moore Baltimore 1956, 1958, 1959, 1960, 1961, 1962, 1964
- Mike Munchak Houston 1984, 1985, 1987, 1988, 1989, 1990, 1991, 1992, 1993
- Micah Parsons Dallas 2021, 2022, 2023
- Milt Plum Cleveland 1960, 1961
- Paul Posluszny Jacksonville 2013
- Mike Reid Cincinnati 1972, 1973
- Marco Rivera Green Bay 2002, 2003, 2004
- Dave Robinson Green Bay 1966, 1967, 1969
- Allen Robinson Jacksonville 2015
- Michael Robinson Seattle 2011
- Fran Rogel Pittsburgh 1956
- Miles Sanders Philadelphia 2022
- Carolina 2023
- Mickey Shuler New York Jets 1986, 1988
- Cameron Wake Miami 2010, 2012, 2013, 2014, 2016
- Curt Warner Seattle 1983, 1986, 1987
- Steve Wisniewski LA/Oakland Raiders 1990, 1991, 1992, 1993, 1994, 1995, 1997, 2000
- Tennessee 2008

NIITANY LIONS AS NFL AWARD WINNERS

- Franco Harris 1972 AP Offensive Rookie of the Year
1974 Super Bowl MVP
1976 NFL Man of the Year
- Shane Conlan 1987 AP Defensive Rookie of the Year
- Saquon Barkley 2018 AP Offensive Rookie of the Year
- Micah Parsons 2021 AP Defensive Rookie of the Year

NIITANY LION ALL-PRO FIRST TEAM SELECTIONS

- Stew Barber Buffalo 1963, 1964
- NaVorro Bowman San Francisco 2011, 2012, 2013, 2015
- Eddie Drummond Detroit 2004
- Robbie Gould Chicago 2006
- Rosey Grier New York 1956
- Jack Ham Pittsburgh 1974, 1975, 1976, 1977, 1978, 1979
- Franco Harris Pittsburgh 1972
- Jeff Hartings Pittsburgh 2004
- Larry Johnson Kansas City 2006
- Ted Kwalick San Francisco 1972
- Sean Lee Dallas 2016
- Mike Michalske New York Yankees 1927, 1928
- Greg Montgomery Houston 1993
- Lenny Moore Baltimore 1958, 1959, 1960, 1961, 1964
- Mike Munchak Houston 1987, 1991
- Duke Osborn Canton 1922
- Micah Parsons Dallas 2021, 2022, 2023
- Mike Reid Cincinnati 1972
- Harry Robb Canton 1922
- Dave Robinson Green Bay 1967
- Dave Szott Kansas City 1997
- Cameron Wake Miami 2012
- Charlie Way Frankford 1924
- Steve Wisniewski Los Angeles Raiders 1991, 1992
Green Bay 1929, 1930, 1931

NIITANY LIONS IN PRO FOOTBALL HALL OF FAME

- Jack Ham 1988
- Franco Harris 1990
- Mike Michalske 1964
- Lenny Moore 1975
- Mike Munchak 2001
- Dave Robinson 2013



Franco Harris was instrumental in the Pittsburgh Steelers winning four Super Bowls and is enshrined in the Pro Football Hall of Fame.

BEAVER STADIUM HOME OF THE NITTANY LIONS

Beaver Stadium, the home of the Nittany Lions, is one of the nation's premier football venues.

Installation of seating to meet standards established by the Americans with Disabilities Act before the 2011 season resulted in a reduction of the stadium's capacity to 106,572.

An expansion and renovation prior to the 2001 season added more than 12,000 seats, increasing the stadium's capacity to 107,282 and easing the waiting list for season ticket requests from Penn State fans.

The second-largest stadium in the nation, the renovation and expansion added restrooms and concession facilities, new scoreboards with video screens, and improved handicap access and pedestrian circulation patterns. Among the most visible additions to the venue were 60 skyboxes in a three-level structure erected above the east stands and an 11,500-seat two-tier upper deck located in the south end zone.

Beaver Stadium has more than doubled in size since it was moved from its former site northeast of Rec Hall on the west side of campus to the east end of the campus in 1960.

Originally built in a horseshoe configuration seating 46,284, the stadium now towers 110 rows on the east side, 100 rows on the west, 60 in the lower end zones, 35 in the north upper deck, 20 in the club level above the south end zone and 25 in the south upper deck.

The Nittany Lions dedicated Beaver Stadium with a 20-0 victory over Boston University on Sept. 17, 1960. Penn State halfback Eddie Caye scored the venue's first touchdown at 10:45 of the first quarter.

Additions of more than 2,000 seats in 1969 and more than 9,000 in 1972 raised the seating capacity to 57,538. Expanded bleachers in the south end zone in 1976 increased the seating capacity to 60,203.

A uniquely engineered expansion project during the winter, spring and summer of 1978 added more than 16,000 seats, upping the capacity to 76,639. The stadium was cut into sections, raised eight feet by hydraulic jacks and precast concrete seating forms inserted within the inner circle of the stadium, where a running track previously was located.

In 1980, expansion increased the capacity to 83,770. Lights were added in 1984. In 1985, the addition of walkways around the tops of the end zones and entry ramps at the four corners resulted in reducing the capacity to 83,370.

The addition of a 10,033-seat upper deck in the north end zone in 1991 and portable seats on the north end zone concourse increased the stadium's capacity to 93,967.

Penn State's first permanent football venue was Beaver Field, located between the present-day Osmond and Frear laboratories in the center of campus. Before that, games were played on the Old Main lawn.

The first game at 500-seat Beaver Field was played on Nov. 6, 1893 against Western University of Pittsburgh (later to become the University of Pittsburgh). The 32-0 Penn State victory was delayed two days because of bad weather and played on a Monday afternoon.

New Beaver Field, located near Rec Hall, was dedicated in 1909 with a 31-0 win over Grove City. Originally constructed of wood, the stadium was converted to steel in 1936. The area also contained facilities for baseball, lacrosse, soccer, and track and field.

New Beaver Field was the Nittany Lions' home through the 1959 season, after which the 30,000-seat facility was dismantled in 700 pieces and moved one mile to the east side of campus. There it was reassembled with 16,000 new seats to form Beaver Stadium.

The stadium is named in honor of James A. Beaver. A lawyer in nearby Bellefonte at the outbreak of the Civil War, he enlisted in the Union Army as a second lieutenant and rose to the rank of brigadier general prior to his discharge in 1864. Beaver, who died in 1914, served as a superior court judge, governor of Pennsylvania and president of the University's Board of Trustees. He is credited with being among the most influential leaders in the development of the University at the turn of the century.



HISTORY & HONORS

PENN STATE/BEAVER STADIUM ATTENDANCE

PENN STATE TOTAL SEASON ATTENDANCE

Season	Games	Home	Away	Total
1968	11	234,923	234,493	469,416
1969	11	245,942	250,036	495,978
1970	10	241,055	187,738	428,793
1971	12	252,863	320,621	573,484
1972	12	320,122	314,590	634,712
1973	12	323,725	254,667	578,392
1974	12	345,140	283,316	628,456
1975	12	300,125	407,169	707,294
1976	12	367,788	224,944	592,732
1977	12	434,132	250,465	684,597
1978	12	542,444	310,207	852,651
1979	12	538,264	283,509	821,773
1980	12	498,268	355,900	854,168
1981	12	507,697	338,575	846,272
1982	12	588,290	308,183	896,473
1983	13	510,803	343,380	854,183
1984	11	511,638	327,192	838,830
1985	13	505,895	322,971	828,866
1986	12	595,613	293,896	889,509
1987	12	590,677	272,430	863,107
1988	11	504,841	313,286	818,127
1989	12	514,329	357,282	871,611
1990	12	511,223	372,274	883,497
1991	13	575,077	442,766	1,017,843
1992	12	569,195	327,969	897,164
1993	12	564,190	363,758	927,948
1994	12	577,631	418,741	996,372
1995	12	561,547	370,470	932,017
1996	13	577,001	412,769	989,770
1997	12	582,517	337,197	919,714
1998	12	579,190	446,756	1,025,946
1999	13	675,503	398,805	1,074,308
2000	12	573,256	436,631	1,009,887
2001	11	645,457	312,501	957,958
2002	13	*857,911	389,796	*1,247,707
2003	12	739,403	306,432	1,045,835
2004	11	618,665	306,104	924,769
2005	12	734,013	341,055	1,075,068
2006	13	752,972	436,691	1,189,663
2007	13	762,419	417,085	1,179,504
2008	13	757,775	454,123	1,211,898
2009	13	856,066	340,589	1,196,655
2010	13	729,636	326,351	1,055,987
2011	13	709,991	371,966	1,081,957
2012	12	677,108	299,031	976,139
2013	12	676,112	335,403	1,011,515
2014	13	711,358	347,030	1,058,388
2015	13	698,590	355,368	1,053,958
2016	14	701,800	305,503	1,007,303
2017	13	746,946	337,853	1,084,799
2018	13	738,396	301,244	1,039,640
2019	13	739,747	403,626	1,143,373
2020**	9	4,500	995	5,495
2021	13	747,595	362,269	1,109,864
2022	13	751,650	451,261	1,202,911
2023	13	758,864	231,471	990,335

*NCAA record at the time.

**COVID-19 pandemic

Bowl game/neutral site attendance included in away game total.

BEAVER STADIUM SEASON ATTENDANCE

Season	NCAA Rank	Games	Attendance	Average
1960		4	124,013	31,003
1961		5	193,660	38,732
1962		5	211,378	42,276
1963		5	193,794	38,759
1964		5	218,401	43,680
1965		5	214,236	42,847
1966		4	148,503	37,125
1967		5	202,528	40,506
1968		5	234,923	46,985
1969		5	245,942	49,188
1970		5	241,055	48,211
1971		5	252,863	50,573
1972		6	320,122	53,354
1973		6	323,725	53,954
1974		6	345,140	57,523
1975		5	300,125	60,025
1976		6	367,788	61,298
1977		7	434,132	62,019
1978		7	542,444	77,492
1979		7	538,264	76,894
1980		6	498,268	83,045
1981		6	507,697	84,616
1982		7	588,290	84,041
1983		6	510,803	85,134
1984		6	511,638	85,273
1985		6	505,895	84,316
1986		7	595,613	85,088
1987		7	590,677	84,382
1988		6	504,841	84,140
1989		6	514,329	85,722
1990		6	511,223	85,204
1991	3	6	575,077	95,846
1992	3	6	569,195	94,866
1993	3	6	564,190	94,032
1994	2	6	577,631	96,272
1995	3	6	561,547	93,591
1996	3	6	577,001	96,167
1997	3	6	582,517	97,086
1998	3	6	579,190	96,532
1999	3	7	675,503	96,500
2000	4	6	573,256	95,476
2001	2	6	645,457	107,576
2002	2	8	857,911	107,239
2003	2	7	739,403	105,629
2004	2	6	618,665	103,111
2005	4	7	734,013	104,859
2006	2	7	752,972	107,567
2007	2	7	762,419	108,917
2008	2	7	757,775	108,254
2009	2	8	856,066	107,008
2010	3	7	729,636	104,234
2011	4	7	709,991	101,427
2012	5	7	677,108	96,730
2013	5	7	676,112	96,587
2014	5	7	711,358	101,623
2015	7	7	698,590	99,799
2016	7	7	701,800	100,257
2017	3	7	746,946	106,707
2018	2	7	738,396	105,485
2019	2	7	739,747	105,678
2020	--	5	4,500	900
2021	2	7	747,595	106,799
2022	3	7	751,650	107,379
2023	2	7	758,864	108,409
Totals	--	397	33,444,391	85,306*

*Average does not include the 2020 season due to the COVID-19 pandemic attendance restrictions.

BEAVER STADIUM STREAKS

Consecutive Wins: 21, 1970-74
Consecutive Losses: 3, 1964; 2003; 2004; 2014; 2020
Consecutive Winning Seasons: 23, 1965-87
Consecutive Non-Losing Seasons: 36, 1965 to 2002

BEAVER STADIUM RECORD

Won: 316, **Lost:** 81, **Tied:** 0
Winning Percentage: 79.6

CAPACITY

106,572

Nation's Second-Largest Stadium



TOP 10 BEAVER STADIUM CROWDS

1.	110,889	Sept. 29, 2018	Ohio State 27, Penn State 26
2.	110,856	Nov. 11, 2023	Michigan 24, Penn State 15
3.	110,830	Sept. 23, 2023	Penn State 31, Iowa 0
4.	110,823	Oct. 21, 2017	Penn State 42, Michigan 13
5.	110,753	Sept. 14, 2002	Penn State 40, Nebraska 7
6.	110,747	Sept. 2, 2023	Penn State 38, West Virginia 15
7.	110,669	Oct. 19, 2019	Penn State 28, Michigan 21
8.	110,134	Oct. 27, 2007	Ohio State 37, Penn State 17
9.	110,078	Sept. 8, 2007	Penn State 31, Notre Dame 10
10.	110,033	Nov. 7, 2009	Ohio State 24, Penn State 7

Beaver Stadium attendance figures include the press box, suites, bands, ushers and other stadium personnel.

LARGEST STADIUMS IN THE UNITED STATES

Stadium	Location	Capacity	
1.	Michigan	Ann Arbor, Mich.	107,601
2.	BEAVER	University Park, Pa.	106,572
3.	Ohio	Columbus, Ohio	102,780
4.	Kyle Field	College Station, Texas	102,733
5.	Tiger	Baton Rouge, La.	102,321
6.	Neyland	Knoxville, Tenn.	101,915
7.	Bryant-Denny	Tuscaloosa, Ala.	101,821
8.	Royal-Memorial	Austin, Texas	100,119
9.	Sanford	Athens, Ga.	92,746
10.	Cotton Bowl	Dallas, Texas	92,100

LARGEST CROWDS TO WATCH A PENN STATE FOOTBALL GAME

1.	113,085	Oct. 11, 2014	Michigan, Michigan Stadium
2.	111,747	Nov. 3, 2018	Michigan, Michigan Stadium
3.	111,502	Oct. 12, 2002	Michigan, Michigan Stadium
4.	111,310	Sept. 22, 2007	Michigan, Michigan Stadium
5.	111,249	Oct. 15, 2005	Michigan, Michigan Stadium
6.	111,019	Nov. 7, 1998	Michigan, Michigan Stadium
7.	110,889	Sept. 29, 2018	Ohio State, Beaver Stadium
8.	110,856	Nov. 11, 2023	Michigan, Beaver Stadium
9.	110,830	Sept. 23, 2023	Iowa, Beaver Stadium
10.	110,823	Oct. 21, 2017	Michigan, Beaver Stadium
11.	110,812	Oct. 15, 2022	Michigan, Michigan Stadium
12.	110,803	Nov. 11, 2000	Michigan, Michigan Stadium
13.	110,753	Sept. 14, 2002	Nebraska, Beaver Stadium
14.	110,747	Sept. 2, 2023	West Virginia, Beaver Stadium
15.	110,669	Oct. 19, 2019	Michigan, Beaver Stadium

BEAVER STADIUM ATTENDANCE RECORDS

Capacity	Record	Date	Opponent & Score
46,284	50,144	Nov. 21, 1964	Penn State 28, Pittsburgh 0
48,284	52,713	Oct. 11, 1969	Penn State 20, West Virginia 0
57,723	61,325	Sept. 13, 1975	Penn State 34, Stanford 14
60,203	62,554	Sept. 17, 1977	Penn State 31, Houston 14
76,639	78,019	Nov. 4, 1978	Penn State 27, Maryland 3
83,370	86,309	Oct. 22, 1983	Penn State 41, West Virginia 23
93,967	97,498	Nov. 9, 1997	Michigan 34, Penn State 8
107,282	110,753	Sept. 14, 2002	Penn State 40, Nebraska 7
106,572	110,889	Sept. 29, 2018	Ohio State 27, Penn State 26

LARGEST CAMPUS STADIUMS

Campus	Stadium	Opened	Capacity	
1.	Michigan	Michigan	1927	107,601
2.	PENN STATE	BEAVER	1960	106,572
3.	Ohio State	Ohio	1922	102,780
4.	Texas A&M	Kyle Field	1905	102,733
5.	LSU	Tiger Stadium	1924	102,321

TOP BEAVER STADIUM SEASON RECORDS

Year	W	L	T
1978	7	0	0
1982	7	0	0
1986	7	0	0
2016	7	0	0
2017	7	0	0
2019	7	0	0
1972	6	0	0
1973	6	0	0
1985	6	0	0
1991	6	0	0
1994	6	0	0
1962	5	0	0
1968	5	0	0
1969	5	0	0
1971	5	0	0

BEAVER STADIUM MILESTONE VICTORIES

1st	Sept. 17, 1960
	Boston University (20-0)
50th	Oct. 21, 1972
	Syracuse (17-0)
100th	Sept. 11, 1982
	Maryland (39-31)
150th	Nov. 16, 1991
	Notre Dame (35-13)
175th	Sept. 6, 1997
	Pittsburgh (34-17)
200th	Sept. 21, 2002
	Louisiana Tech (49-17)
225th	Sept. 8, 2007
	Notre Dame (31-10)
250th	Oct. 8, 2011
	Iowa (13-3)
275th	Oct. 8, 2016
	Maryland (38-14)
300th	Sept. 11, 2021
	Ball State (44-13)

BEAVER STADIUM RECORDS

TEAM

FIRST DOWNS

Most First Downs:	38	vs. West Virginia	1962
Combined First Downs:	60	vs. Maryland	1992
Fewest First Downs:	3	Pittsburgh	1970
Fewest Combined First Downs:	18	vs. Rice	1963
		vs. Army	1963

RUSHING

Yardage:	484	vs. TCU	1971
		vs. Cincinnati	1991
Low Yardage:	-32	Maryland	1978
Combined Yardage:	662	vs. Notre Dame	1989
Low Combined Yardage:	120	vs. Pittsburgh	1999
Attempts:	83	vs. West Virginia	1975
Fewest Attempts:	11	West Virginia	1965
Combined Attempts:	119	vs. West Virginia	1975
Fewest Combined Attempts:	41	vs. Rice	1963

PASSING

Most Yardage:	478	Minnesota	1993
Low Yardage:	10	Ohio State	1976
Combined Yardage:	752	vs. Minnesota	1993
Low Combined Yardage:	70	vs. Boston College	1969
Completions:	39	Purdue	1998
Fewest Completions:	1	Ohio State	1976
		Army	2015
Combined Completions:	58	Ohio State	2022
Fewest Combined Completions:	4	vs. Pittsburgh	1970
Interceptions Thrown:	6	Ohio	1970
		Air Force	1971
Combined Interceptions:	7	vs. Ohio	1970

TOTAL OFFENSE

Total Yardage:	706	vs. Cincinnati	1991
Low Total Yardage:	100	Pittsburgh	1964
Combined Total Yardage:	1,095	vs. Minnesota	1993
Low Combined Total Yardage:	300	vs. Pittsburgh	1965
Offensive Plays:	99	vs. Northwestern	2012
Fewest Offensive Plays:	27	West Virginia	1965
		Pittsburgh	1970
Combined Total Offensive Plays:	178	vs. Minnesota	1993

TURNOVERS

Most Turnovers:	7	Three times; last: NC State	1982
Combined Turnovers:	11	vs. West Virginia	1960

PENALTY YARDAGE

Most Yards:	163	Rutgers	1991
Combined Yards:	314	vs. Rutgers	1991

PUNTING

Punts:	13	West Virginia	1973
		Iowa	1973
		Army	1979
		Cincinnati	1988
Combined Punts:	24	vs. Cincinnati	1988

SCORING

Points:	81	vs. Cincinnati	1991
Combined Points:	100	Penn State 56, Nebraska 44	2017
Fewest Combined Points:	10	vs. Pittsburgh	1987
		vs. Boston College	1989
		vs. Iowa	2004

LONGEST GAME

Overtime Periods:	9	Penn State (18) vs. Illinois (20)	2021
--------------------------	---	-----------------------------------	------

INDIVIDUAL

RUSHING

Yardage:	279	Larry Johnson vs. Michigan State	2002
Attempts:	42	BenJarvus Green-Ellis, Indiana	2003
Touchdowns:	5	Lydell Mitchell vs. Maryland	1971
		Ki-Jana Carter vs. Michigan State	1994
Longest Run:	92	Blair Thomas vs. Syracuse	1986

PASSING

Yardage:	478	Tim Schade, Minnesota	1993
Completions:	39	Drew Brees, Purdue	1998
Attempts:	66	Tim Schade, Minnesota	1993
Touchdowns:	5	Rashard Casey vs. Louisiana Tech	2000
Interceptions Thrown:	6	Steve Skiver, Ohio	1970

RECEIVING

Yardage:	285	Thomas Lewis, Indiana	1993
Receptions:	14	DaeSean Hamilton vs. Ohio State	2014
Touchdowns:	4	Bobby Engram vs. Minnesota	1993
Longest Reception:	99	Thomas Lewis from John Paci, Indiana	1993

TOTAL OFFENSE

Total Yardage:	536	Tim Schade, Minnesota	1993
Offensive Plays:	74	Tim Schade, Minnesota	1993
	74	Sean Clifford, vs. Maryland	2020

PUNT RETURNS

Returns:	7	Jim Coates vs. East Carolina	1986
Yardage:	145	Matt Suhey vs. NC State	1978
Longest Return:	92	Mark Robinson vs. Rutgers	1982

KICKOFF RETURNS

Returns:	7	Bob Elflein, Navy	1970
Yardage:	201	Gary Brown vs. Texas	1990
Longest Return:	100	Chaz Powell vs. Youngstown State	2010
		Raheem Mostert, Purdue	2013
		Lamont Wade vs. Illinois	2020

PUNTING

Punts:	13	Gary Liska, Rutgers	1982
Punting Average (Min. 5 Punts):	52.4	Bob Campbell (5 p) vs. Miami (Fla.)	1968
	52.4	Brad Robbins (5 p), Michigan	2021

SCORING

Points:	30	Lydell Mitchell vs. Maryland	1971
		Ki-Jana Carter vs. Michigan State	1994
Touchdowns:	5	Lydell Mitchell vs. Maryland	1971
		Ki-Jana Carter vs. Michigan State	1994
Kicking Points:	19	Travis Forney vs. Michigan State	1998
Extra Points:	10	Jake Pinegar vs. Idaho	2019
Extra Point Attempts:	10	Jake Pinegar vs. Idaho	2019
Field Goals:	5	Massimo Manca vs. Notre Dame	1985
		Travis Forney vs. Michigan State	1998
		Collin Wagner vs. Temple	2010
Longest Field Goal:	57	Jordan Stout vs. Pittsburgh	2019
	57	Gary Homer, Ohio	1973
Longest Field Goal Attempt:	61	Chris Bahr vs. Kentucky	1975
		Massimo Manca vs. Syracuse	1984

INTERCEPTIONS

Interceptions:	4	Mike Smith vs. Ohio	1970
Return Yardage:	100	Jeff Hite vs. Maryland	1974
		Tom Pridemore, West Virginia	1977
Longest Return:	100	Tom Pridemore, West Virginia	1977

YEAR-BY-YEAR RECORD

YEAR	W	L	T	PTS.	OPP.	COACH	CAPTAIN(S)
1887	2	0	0	78	0	None	George Linsz
1888	0	2	1	6	52	None	George Linsz
1889	2	2	0	32	138	None	James Mock
1890	2	2	0	91	30	None	Harvey McLean
1891	6	2	0	174	46	None	Charles Aull
1892	5	1	0	108	20	George Hoskins	Gus Reed
1893	4	1	0	92	36	George Hoskins	Ed Haley
1894	6	0	1	179	18	George Hoskins	Benjamin Fisher
1895	2	2	3	92	60	George Hoskins	Walter McCaskey
1896	3	4	0	63	128	Dr. Samuel Newton	James Dunsmore
1897	3	6	0	69	141	Dr. Samuel Newton	Joe Curtin
1898	6	4	0	174	91	Dr. Samuel Newton	Lalon Hayes
1899	4	6	1	104	176	Sam Boyle	Brute Randolph
1900	4	6	1	84	144	Pop Golden	Henny Scholl
1901	5	3	0	112	90	Pop Golden	Earl Hewitt
1902	7	3	0	219	34	Pop Golden	Ralph Cummings
1903	5	3	0	182	77	Dan Reed	Ed Whitworth
1904	6	4	0	195	72	Tom Fennell	Carl Forkum
1905	8	3	0	195	34	Tom Fennell	Ed Yeckley
1906	8	1	1	93	10	Tom Fennell	Mother Dunn
1907	6	4	0	251	64	Tom Fennell	Harry Burns
1908	5	5	0	153	51	Tom Fennell	Bull McCleary
1909	5	0	2	166	11	Bill Hollenback	Larry Vorthis
1910	5	2	1	243	24	Jack Hollenback	Alex Gray
1911	8	0	1	199	15	Bill Hollenback	Dexter Very
1912	8	0	0	285	6	Bill Hollenback	Pete Mauthe
1913	2	6	0	78	94	Bill Hollenback	Shorty Miller
1914	5	3	1	121	52	Bill Hollenback	Yegg Tobin
1915	7	2	0	147	51	Dick Harlow	Bill Wood
1916	8	2	0	348	62	Dick Harlow	Harold Clark
1917	5	4	0	267	61	Dick Harlow	Larry Conover, Bob Higgins
1918	1	2	1	22	66	Hugo Bezdek	Harry Robb, Frank Unger
1919	7	1	0	173	33	Hugo Bezdek	Bob Higgins
1920	7	0	2	259	35	Hugo Bezdek	Bill Hess
1921	8	0	2	251	56	Hugo Bezdek	George Snell
1922	6	4	1	185	62	Hugo Bezdek	Newsh Bentz
1923	6	2	1	159	46	Hugo Bezdek	Joe Bedenk
1924	6	3	1	202	65	Hugo Bezdek	Bas Gray
1925	4	4	1	67	66	Hugo Bezdek	Bas Gray
1926	5	4	0	200	83	Hugo Bezdek	Ken Weston
1927	6	2	1	163	81	Hugo Bezdek	Johnny Roepke
1928	3	5	1	93	68	Hugo Bezdek	Don Greenshields, Steve Hamas
1929	6	3	0	101	75	Hugo Bezdek	Jack Martin
1930	3	4	2	142	111	Bob Higgins	Frank Diedrich
1931	2	8	0	69	167	Bob Higgins	George Lasich
1932	2	5	0	82	115	Bob Higgins	George Collins
1933	3	3	1	117	66	Bob Higgins	Tom Slusser
1934	4	4	0	115	58	Bob Higgins	M.B. Morrison
1935	4	4	0	76	70	Bob Higgins	Robert Weber
1936	3	5	0	109	86	Bob Higgins	Chuck Cherundolo
1937	5	3	0	133	114	Bob Higgins	Sam Donato, John Economos
1938	3	4	1	138	87	Bob Higgins	Dean Hanley
1939	5	1	2	114	77	Bob Higgins	Spike Alter
1940	6	1	1	135	46	Bob Higgins	Leon Gajewski
1941	7	2	0	200	78	Bob Higgins	Lenny Krouse
1942	6	1	1	91	70	Bob Higgins	Lou Palazzi
1943	5	3	1	124	53	Bob Higgins	John Jaffurs
1944	6	3	0	207	141	Bob Higgins	John Chuckran
1945	5	3	0	173	89	Bob Higgins	None
1946	6	2	0	192	48	Bob Higgins	Red Moore, Bucky Walters
1947	9	0	1	332	25	Bob Higgins	John Nolan, John Potsklan
1948	7	1	1	219	55	Bob Higgins	Joe Colone
1949	5	4	0	162	175	Joe Bedenk	Bob Hicks, Neg Norton

YEAR	W	L	T	PTS.	OPP.	COACH	CAPTAIN(S)
1950	5	3	1	141	155	Rip Engle	Owen Dougherty
1951	5	4	0	155	161	Rip Engle	Art Betts, Len Shephard
1952	7	2	1	172	149	Rip Engle	Joe Gratson, Stewart Scheetz
1953	6	3	0	207	148	Rip Engle	Don Malinak, Tony Rados
1954	7	2	0	206	92	Rip Engle	Don Balthaser, Jim Garrity
1955	5	4	0	163	150	Rip Engle	Otto Kneidinger, Frank Reich
1956	6	2	1	177	60	Rip Engle	Sam Valentine
1957	6	3	0	167	135	Rip Engle	Joe Sabol
1958	6	3	1	237	97	Rip Engle	Steve Garban
1959	9	2	0	262	112	Rip Engle	Pat Botula
1960	7	3	0	228	113	Rip Engle	Hank Oppermann
1961	8	3	0	261	143	Rip Engle	Jim Smith
1962	9	2	0	256	119	Rip Engle	Joe Galardi
1963	7	3	0	165	114	Rip Engle	Ralph Baker
1964	6	4	0	189	111	Rip Engle	Bill Bowes
1965	5	5	0	202	151	Rip Engle	Bob Andronici
1966	5	5	0	193	208	Joe Paterno	Mike Irwin, John Runnells
1967	8	2	1	299	158	Joe Paterno	Bill Lenkaitis, Jim Litterelle
1968	11	0	0	354	120	Joe Paterno	John Kulka, Mike Reid, Steve Smear
1969	11	0	0	322	90	Joe Paterno	Tom Jackson, Mike Reid, Steve Smear
1970	7	3	0	300	163	Joe Paterno	Jack Ham, Warren Koegel
1971	11	1	0	484	137	Joe Paterno	Dave Joyner, Charlie Zapiec
1972	10	2	0	358	189	Joe Paterno	Gregg Ducatte, Jim Heller, John Hufnagel, Carl Schaukowitz
1973	12	0	0	447	129	Joe Paterno	John Cappelletti, Randy Crowder, Mark Markovich, Ed O'Neil
1974	10	2	0	322	142	Joe Paterno	Jack Bajorunos, Jim Bradley
1975	9	3	0	240	123	Joe Paterno	Greg Buttle, John Quinn, Tom Rafferty
1976	7	5	0	241	173	Joe Paterno	Kurt Allerman, John Andress, Chuck Benjamin, Brad Benson, Ron Crosby, George Reihner, Bernard Robinson
1977	11	1	0	390	187	Joe Paterno	John Dunn, Steve Geise, Ron Hostetler, Randy Sidler
1978	11	1	0	333	111	Joe Paterno	Chuck Fusina, Paul Suhey
1979	8	4	0	257	178	Joe Paterno	Lance Mehl, Matt Millen, Irv Pankey
1980	10	2	0	321	158	Joe Paterno	Bob Jagers, Greg Jones
1981	10	2	0	371	162	Joe Paterno	Sean Farrell, Chet Parlavacchio, Leo Wisniewski
1982	11	1	0	395	196	Joe Paterno	Walker Lee Ashley, Ken Kelley, Stuart McMunn, Pete Speros
1983	8	4	1	320	312	Joe Paterno	Ron Heller, Kenny Jackson, Scott Radecic, Mark Robinson
1984	6	5	0	209	230	Joe Paterno	Bill Emerson, Nick Haden, Carmen Masciantonio, Stan Short, Doug Strang
1985	11	1	0	275	153	Joe Paterno	Rogers Alexander, Todd Moules, Michael Zordich
1986	12	0	0	340	133	Joe Paterno	Shane Conlan, John Shaffer, Steve Smith, Bob White
1987	8	4	0	286	244	Joe Paterno	Trey Bauer, Marques Henderson, Matt Knizner
1988	5	6	0	231	201	Joe Paterno	John Greene, Eddie Johnson, Keith Karpinski, Steve Wisniewski
1989	8	3	1	209	130	Joe Paterno	Brian Chizmar, Andre Collins, Blair Thomas
1990	9	3	0	280	155	Joe Paterno	Matt McCartin, Willie Thomas, Leroy Thompson
1991	11	2	0	432	167	Joe Paterno	Mark D'Onofrio, Sam Gash, Keith Goganious, Al Golden, Darren Perry, Terry Smith
1992	7	5	0	388	210	Joe Paterno	John Gerak, Reggie Givens, O.J. McDuffie, Brett Wright
1993	10	2	0	357	202	Joe Paterno	Lou Benfatti, Mike Malinoski, Brian O'Neal

HISTORY & HONORS

YEAR-BY-YEAR RECORD

YEAR	W	L	T	PTS.	OPP.	COACH	CAPTAIN(S)
1994	12	0	0	526	232	Joe Paterno	Kerry Collins, Brian Gelzheiser, Bucky Greeley, Willie Smith, Vin Stewart
1995	9	3	0	356	245	Joe Paterno	Todd Atkins, Bobby Engram, Jeff Hartings, Terry Killens
1996	11	2	0	362	188	Joe Paterno	Kim Herring, Brandon Noble, Wally Richardson, Barry Tielsch
1997	9	3	0	366	254	Joe Paterno	Aaron Collins, Matt Fornadel, Mike McQueary, Phil Ostrowski
1998	9	3	0	317	183	Joe Paterno	Shawn Lee, Joe Nastasi, Brad Scioli, Floyd Wedderburn
1999	10	3	0	417	234	Joe Paterno	Brandon Short, Kevin Thompson
2000	5	7	0	264	293	Joe Paterno	James Boyd, Rashard Casey, Mike Cerimele, Justin Kurpeikis
2001	5	6	0	248	281	Joe Paterno	John Gilmore, Bob Jones
2002	9	4	0	446	227	Joe Paterno	Anthony Adams, Larry Johnson, Shawn Mayer, Matt Schmitt
2003	3	9	0	233	255	Joe Paterno	Sean McHugh, Deryck Toles
2004	4	7	0	195	168	Joe Paterno	Zack Mills, Derek Wake
2005	11	1	0	413	204	Joe Paterno	Paul Posluszny, Michael Robinson, Alan Zemaitis
2006	9	4	0	290	187	Joe Paterno	Levi Brown, Paul Posluszny
2007	9	4	0	394	228	Joe Paterno	Dan Connor, Terrell Golden, Anthony Morelli
2008	11	2	0	506	187	Joe Paterno	Josh Gaines, Anthony Scirrotto, A.Q.Shipley, Derrick Williams
2009	11	2	0	375	159	Joe Paterno	Daryll Clark, Sean Lee
2010	7	6	0	319	308	Joe Paterno	Brett Brackett, Ollie Ogbu
2011	9	4	0	251	218	Joe Paterno/Tom Bradley	Drew Astorino, Quinn Barham, Derek Moye, Devon Still

YEAR	W	L	T	PTS.	OPP.	COACH	CAPTAIN(S)
2012	8	4	0	349	229	Bill O'Brien	Jordan Hill, Michael Mauti, Matt McGloin, Michael Yancich, Michael Zordich
2013	7	5	0	344	314	Bill O'Brien	Glenn Carson, Ty Howle, DaQuan Jones, John Urschel, Pat Zerbe
2014	7	6	0	268	242	James Franklin	Jesse Della Valle, Miles Dieffenbach, Sam Ficken, Christian Hackenberg, Mike Hull, Ryan Keiser, C.J. Olaniyan
2015	7	6	0	300	261	James Franklin	Christian Hackenberg, Jordan Lucas, Angelo Mangiro, Von Walker, Anthony Zettel
2016	11	3	0	526	356	James Franklin	Brandon Bell, Brian Gaia, Von Walker
2017	11	2	0	534	214	James Franklin	Marcus Allen, Saquon Barkley, Jason Cabinda, Tyler Davis, Grant Haley, DaeSean Hamilton, Trace McSorley, Nick Scott
2018	9	4	0	439	267	James Franklin	Blake Gillikin, Trace McSorley, Nick Scott
2019	11	2	0	465	208	James Franklin	Cam Brown, Sean Clifford, Pat Freiermuth, Blake Gillikin, Jan Johnson, Michal Menet, Jonathan Sutherland, Garrett Taylor
2020	4	5	0	268	249	James Franklin	Sean Clifford, Pat Freiermuth, Jesse Luketa, Michal Menet, Jordan Stout, Jonathan Sutherland, Shaka Toney, Lamont Wade
2021	7	6	0	325	225	James Franklin	Jaquan Brisker, Sean Clifford, PJ Mustipher, Jordan Stout, Jonathan Sutherland, Rasheed Walker
2022	11	2	0	465	237	James Franklin	Ji'Ayir Brown, Sean Clifford, PJ Mustipher, Juice Scruggs, Chris Stoll, Jonathan Sutherland
2023	10	3	0	471	175	James Franklin	Dominic DeLuca, Keaton Ellis, Olumuyiwa Fashanu, Adisa Isaac, Theo Johnson, Malick Meiga
Totals	930	409	42	32,384	17,986		

HOMECOMING GAMES

DATE	OPPONENT	RESULT	SCORE
Oct. 9, 1920	Dartmouth	W	14-7
Oct. 15, 1921	Lehigh	W	28-7
Oct. 21, 1922	Middlebury	W	33-0
Oct. 20, 1923	Navy	W	21-3
Oct. 24, 1924	Syracuse	L	10-6
Nov. 7, 1925	Notre Dame	T	0-0
Oct. 23, 1926	Syracuse	L	10-0
Oct. 29, 1927	Lafayette	W	40-6
Oct. 27, 1928	Syracuse	T	6-6
Oct. 26, 1929	Lafayette	W	6-3
Oct. 25, 1930	Colgate	L	40-0
Oct. 31, 1931	Pittsburgh	L	41-6
Oct. 22, 1932	Syracuse	L	12-6
Oct. 21, 1933	Lehigh	W	33-0
Nov. 3, 1934	Syracuse	L	16-0
Oct. 19, 1935	Lehigh	W	26-0
Oct. 10, 1936	Villanova	L	13-0
Oct. 9, 1937	Bucknell	W	30-14
Oct. 8, 1938	Bucknell	L	14-0
Oct. 14, 1939	Lehigh	W	49-7
Oct. 12, 1940	West Virginia	W	17-13
Oct. 11, 1941	Bucknell	W	27-13
Oct. 24, 1942	Colgate	W	13-10
Oct. 9, 1943	Colgate	T	0-0
Oct. 14, 1944	Bucknell	W	20-6
Oct. 6, 1945	Colgate	W	27-7
Oct. 19, 1946	Michigan State	L	19-16
Oct. 18, 1947	Syracuse	W	40-0
Oct. 23, 1948	Michigan State	T	14-14
Oct. 15, 1949	Nebraska	W	22-7
Oct. 28, 1950	Temple	T	7-7
Oct. 20, 1951	Michigan State	L	32-21
Oct. 18, 1952	Nebraska	W	10-0
Oct. 24, 1953	TCU	W	27-21

DATE	OPPONENT	RESULT	SCORE
Oct. 16, 1954	West Virginia	L	19-14
Oct. 15, 1955	Navy	L	34-14
Oct. 13, 1956	Holy Cross	W	43-0
Oct. 19, 1957	Vanderbilt	L	32-20
Oct. 11, 1958	Marquette	W	40-8
Oct. 17, 1959	Boston	W	21-12
Oct. 1, 1960	Missouri	L	21-8
Oct. 28, 1961	California	W	33-16
Oct. 20, 1962	Syracuse	W	20-19
Oct. 5, 1963	Rice	W	28-7
Oct. 17, 1964	Syracuse	L	21-14
Oct. 23, 1965	West Virginia	W	44-6
Oct. 29, 1966	California	W	33-15
Oct. 21, 1967	West Virginia	W	21-14
Nov. 2, 1968	Army	W	28-24
Oct. 11, 1969	West Virginia	W	20-0
Oct. 17, 1970	Syracuse	L	24-7
Oct. 23, 1971	TCU	W	66-14
Oct. 21, 1972	Syracuse	W	17-0
Sept. 29, 1973	Iowa	W	27-8
Oct. 12, 1974	Wake Forest	W	55-0
Oct. 4, 1975	Kentucky	W	10-3
Oct. 16, 1976	Syracuse	W	27-3
Oct. 8, 1977	Utah State	W	16-7
Oct. 21, 1978	Syracuse	W	45-15
Oct. 13, 1979	Army	W	24-3
Oct. 18, 1980	Syracuse	W	24-7
Oct. 10, 1981	Boston College	W	38-7
Oct. 16, 1982	Syracuse	W	28-7
Oct. 22, 1983	West Virginia	W	41-23
Oct. 20, 1984	Syracuse	W	21-3
Oct. 26, 1985	West Virginia	W	27-0
Oct. 18, 1986	Syracuse	W	42-3
Oct. 10, 1987	Rutgers	W	35-21

DATE	OPPONENT	RESULT	SCORE
Oct. 8, 1988	Cincinnati	W	35-9
Nov. 4, 1989	West Virginia	W	19-9
Oct. 6, 1990	Temple	W	48-10
Oct. 19, 1991	Rutgers	W	37-17
Oct. 17, 1992	Boston College	L	35-32
Nov. 6, 1993	Indiana	W	38-31
Oct. 29, 1994	Ohio State	W	63-14
Oct. 28, 1995	Indiana	W	45-21
Oct. 12, 1996	Purdue	W	31-14
Oct. 18, 1997	Minnesota	W	16-15
Oct. 17, 1998	Purdue	W	31-13
Nov. 6, 1999	Minnesota	L	24-23
Oct. 21, 2000	Illinois	W	39-25
Nov. 3, 2001	Southern Mississippi	W	38-20
Oct. 19, 2002	Northwestern	W	49-0
Oct. 4, 2003	Wisconsin	L	30-23
Oct. 23, 2004	Iowa	L	6-4
Oct. 29, 2005	Purdue	W	33-15
Oct. 21, 2006	Illinois	W	26-12
Oct. 13, 2007	Wisconsin	W	38-7
Oct. 18, 2008	Michigan	W	46-17
Oct. 17, 2009	Minnesota	W	20-0
Oct. 9, 2010	Illinois	L	33-13
Oct. 15, 2011	Purdue	W	23-18
Oct. 6, 2012	Northwestern	W	39-28
Oct. 12, 2013	Michigan	W	43-40 (4OT)
Sept. 27, 2014	Northwestern	L	29-6
Oct. 10, 2015	Indiana	W	29-7
Oct. 8, 2016	Maryland	W	38-14
Nov. 11, 2017	Rutgers	W	35-6
Oct. 13, 2018	Michigan State	L	21-17
Oct. 5, 2019	Purdue	W	35-7
Oct. 23, 2021	Illinois	L	20-18 (9OT)
Oct. 22, 2022	Minnesota	W	45-17
Oct. 14, 2023	UMass	W	63-0
Homecoming Record			74-24-5

NIGHT GAMES

Date	Opponent	Result	Score
Oct. 31, 1941	at New York University	W	42-0
Oct. 14, 1950	at Syracuse	L	27-7
Sept. 29, 1967	at Miami (Fla.)	W	17-8
Jan. 1, 1969	vs. Kansas*	W	15-14
Jan. 1, 1970	vs. Missouri*	W	10-3
Sept. 16, 1972	at Tennessee	L	28-21
Dec. 31, 1972	vs. Oklahoma*	L	14-0
Jan. 1, 1974	vs. LSU*	W	16-9
Nov. 28, 1974	at Pittsburgh	W	31-10
Sept. 6, 1975	at Temple	W	26-25
Nov. 22, 1975	at Pittsburgh	W	7-6
Dec. 31, 1975	vs. Alabama*	L	13-6
Nov. 26, 1976	at Pittsburgh	L	24-7
Dec. 27, 1976	vs. Notre Dame*	L	20-9
Sept. 2, 1977	at Rutgers	W	45-7
Sept. 1, 1978	at Temple	W	10-7
Oct. 7, 1978	at Kentucky	W	30-0
Jan. 1, 1979	vs. Alabama*	L	14-7
Sept. 20, 1980	at Texas A&M	W	25-8
Jan. 1, 1983	vs. Georgia*	W	27-23
Aug. 29, 1983	vs. Nebraska	L	44-6
Oct. 27, 1984	at West Virginia	L	17-14
Nov. 23, 1985	at Pittsburgh	W	31-0
Jan. 1, 1986	vs. Oklahoma*	L	25-10
Sept. 6, 1986	Temple	W	45-15
Sept. 20, 1986	at Boston College	W	26-14
Nov. 1, 1986	at West Virginia	W	19-0
Jan. 2, 1987	vs. Miami (Fla.)*	W	14-10
Sept. 12, 1987	Alabama	L	24-13
Sept. 26, 1987	at Boston College	W	27-17
Nov. 14, 1987	at Pittsburgh	L	10-0
Oct. 15, 1988	Syracuse	L	24-10
Dec. 29, 1989	vs. BYU*	W	50-39
Dec. 28, 1990	vs. Florida State*	L	24-17
Aug. 28, 1991	vs. Georgia Tech	W	34-22
Sept. 14, 1991	at USC	L	21-10
Sept. 21, 1991	BYU	W	33-7
Sept. 25, 1993	Rutgers	W	31-7
Sept. 3, 1994	at Minnesota	W	56-3
Sept. 23, 1995	at Rutgers	W	59-34
Jan. 1, 1997	vs. Texas*	W	38-15
Dec. 28, 1999	vs. Texas A&M*	W	24-0
Oct. 28, 2000	at Indiana	W	27-24
Sept. 1, 2001	Miami (Fla.)	L	33-7
Sept. 14, 2002	Nebraska	W	40-7
Sept. 13, 2003	at Nebraska	L	18-10
Sept. 11, 2004	at Boston College	L	21-7
Oct. 2, 2004	at Minnesota	L	16-7

Date	Opponent	Result	Score
Oct. 8, 2005	Ohio State	W	17-10
Jan. 3, 2006	vs. Florida State*	W	26-23 (30T)
Oct. 14, 2006	Michigan	L	17-10
Sept. 8, 2007	Notre Dame	W	31-10
Oct. 27, 2007	Ohio State	L	37-17
Dec. 29, 2007	vs. Texas A&M*	W	24-17
Sept. 27, 2008	Illinois	W	38-24
Oct. 11, 2008	at Wisconsin	W	48-7
Oct. 25, 2008	at Ohio State	W	13-6
Sept. 26, 2009	Iowa	L	21-10
Sept. 11, 2010	at Alabama	L	24-3
Oct. 2, 2010	at Iowa	L	24-3
Oct. 30, 2010	Michigan	W	41-31
Oct. 22, 2011	at Northwestern	W	34-24
Oct. 20, 2012	at Iowa	W	38-14
Oct. 27, 2012	Ohio State	L	35-23
Sept. 14, 2013	UCF	L	34-31
Oct. 12, 2013	Michigan	W	43-40 (40T)
Oct. 26, 2013	at Ohio State	L	63-14
Sept. 13, 2014	at Rutgers	W	13-10
Oct. 11, 2014	at Michigan	L	18-13
Oct. 25, 2014	Ohio State	L	31-24 (20T)
Sept. 19, 2015	Rutgers	W	28-3
Oct. 17, 2015	at Ohio State	L	38-10
Oct. 22, 2016	Ohio State	W	24-21
Nov. 5, 2016	Iowa	W	41-14
Nov. 19, 2016	at Rutgers	W	39-0
Dec. 3, 2016	vs. Wisconsin^	W	38-31
Sept. 16, 2017	Georgia State	W	56-0
Sept. 23, 2017	at Iowa	W	21-19
Oct. 21, 2017	Michigan	W	42-13
Sept. 8, 2018	at Pittsburgh	W	51-6
Sept. 21, 2018	at Illinois	W	63-24
Sept. 29, 2018	Ohio State	L	27-26
Sept. 7, 2019	Buffalo	W	45-13
Sept. 27, 2019	at Maryland	W	59-0
Oct. 12, 2019	at Iowa	W	17-12
Oct. 19, 2019	Michigan	W	28-21
Oct. 31, 2020	Ohio State	L	38-25
Sept. 18, 2021	Auburn	W	28-20
Oct. 2, 2021	Indiana	W	24-0
Oct. 30, 2021	at Ohio State	L	33-24
Sept. 1, 2022	at Purdue	W	35-31
Oct. 22, 2022	Minnesota	W	45-17
Sept. 2, 2023	West Virginia	W	38-15
Sept. 23, 2023	Iowa	W	31-0
Nov. 24, 2023	at Michigan State	W	42-0

Night Game Record **62-33**

* - Bowl Game

^ - Big Ten Championship Game



TELEVISION APPEARANCES

Date	Result	Opponent	Coverage	Network	Date	Result	Opponent	Coverage	Network	Date	Result	Opponent	Coverage	Network
Nov. 5, 1966	L	Syracuse	R	ABC	Oct. 12, 1985	W	Alabama	N	ABC	Sept. 9, 1995	W	Texas Tech	R	ABC
Sept. 23, 1967	L	at Navy	R	ABC	Oct. 26, 1985	W	West Virginia	R	ABC	Sept. 16, 1995	W	Temple	R	ESPN+
Dec. 30, 1967	T	Florida State (Gator)	N	ABC	Nov. 16, 1985	W	Notre Dame	R	ABC	Sept. 23, 1995	W	at Rutgers	*N	ESPN
Oct. 12, 1968	W	at UCLA	R	ABC	Nov. 23, 1985	W	at Pittsburgh	*N	ESPN	Sept. 30, 1995	L	Wisconsin	N	ESPN
Dec. 7, 1968	W	Syracuse	N	ABC	Jan. 1, 1986	L	Oklahoma (Orange)	*N	NBC	Oct. 7, 1995	L	Ohio State	N	ABC
Jan. 1, 1969	W	Kansas (Orange)	*N	NBC	Sept. 6, 1986	W	Temple	R	TCS	Oct. 14, 1995	W	at Purdue	N	ESPN
Nov. 1, 1969	W	Boston College	R	CBS	Sept. 20, 1986	W	at Boston College	*N	ESPN	Oct. 21, 1995	W	at Iowa	R	ABC
Nov. 29, 1969	W	at NC State	N	ABC	Sept. 27, 1986	W	East Carolina	R	TCS	Oct. 28, 1995	W	Indiana	N	ESPN2
Jan. 1, 1970	W	Missouri (Orange)	*N	NBC	Oct. 4, 1986	W	Rutgers	R	TCS	Nov. 4, 1995	L	at Northwestern	R	ABC
Sept. 26, 1970	L	at Colorado	N	ABC	Oct. 11, 1986	W	Cincinnati	R	TCS	Nov. 18, 1995	W	Michigan	SN	ABC
Oct. 24, 1970	W	at Army	R	ABC	Oct. 18, 1986	W	Syracuse	R	TCS	Nov. 25, 1995	W	at Michigan State	N	ESPN
Sept. 25, 1971	W	at Iowa	R	ABC	Oct. 24, 1986	W	at Alabama	N	ABC	Jan. 1, 1996	W	Auburn (Outback)	N	ESPN
Dec. 4, 1971	L	at Tennessee	N	ABC	Nov. 1, 1986	W	at West Virginia	*N	ESPN	Aug. 25, 1996	W	USC (Kickoff)	N	ABC
Jan. 1, 1972	W	Texas (Cotton)	N	CBS	Nov. 8, 1986	W	Maryland	R	TCS	Sept. 7, 1996	W	Louisville	R	ABC
Oct. 28, 1972	W	at West Virginia	R	ABC	Nov. 15, 1986	W	at Notre Dame	N	ABC	Sept. 14, 1996	W	Northern Illinois	R	ESPN+
Dec. 31, 1972	L	Oklahoma (Sugar)	*N	ABC	Nov. 22, 1986	W	Pittsburgh	R	TCS	Sept. 21, 1996	W	Temple	R	ESPN+
Sept. 15, 1973	W	at Stanford	N	ABC	Jan. 2, 1987	W	Miami, Fla. (Fiesta)	*N	NBC	Sept. 28, 1996	W	at Wisconsin	R	ABC
Oct. 6, 1973	W	at Air Force	R	ABC	Sept. 12, 1987	L	Alabama	*N	CBS	Oct. 5, 1996	L	at Ohio State	R	ABC
Jan. 1, 1974	W	LSU (Orange)	*N	NBC	Sept. 26, 1987	W	at Boston College	*N	ESPN	Oct. 12, 1996	W	Purdue	N	ESPN
Sept. 14, 1974	W	Stanford	N	ABC	Oct. 17, 1987	L	at Syracuse	SN	CBS	Oct. 19, 1996	L	Iowa	N	ESPN2
Nov. 2, 1974	W	Maryland	R	ABC	Nov. 14, 1987	L	at Pittsburgh	*N	ESPN	Oct. 26, 1996	W	at Indiana	N	ESPN
Nov. 28, 1974	W	at Pittsburgh	*N	ABC	Nov. 21, 1987	W	Notre Dame	N	CBS	Nov. 2, 1996	W	Northwestern	R	ABC
Jan. 1, 1975	W	Baylor (Cotton)	N	CBS	Jan. 1, 1988	L	Clemson (Citrus)	*N	ABC	Nov. 16, 1996	W	at Michigan	N	ABC
Nov. 22, 1975	W	at Pittsburgh	*N	ABC	Oct. 15, 1988	L	Syracuse	*N	ESPN	Nov. 23, 1996	W	Michigan State	R	ABC
Dec. 31, 1975	L	Alabama (Sugar)	N	ABC	Oct. 22, 1988	L	at Alabama	N	CBS	Jan. 1, 1997	W	Texas (Fiesta)	*N	CBS
Sept. 18, 1976	L	Ohio State	R	ABC	Oct. 29, 1988	L	West Virginia	N	CBS	Sept. 6, 1997	W	Pittsburgh	R	ABC
Nov. 26, 1976	L	at Pittsburgh	*N	ABC	Nov. 12, 1988	L	Pittsburgh	N	ESPN	Sept. 20, 1997	W	at Louisville	N	CBS
Dec. 27, 1976	L	Notre Dame (Gator)	*N	ABC	Nov. 19, 1988	L	at Notre Dame	N	CBS	Oct. 4, 1997	W	at Illinois	N	ESPN2
Sept. 24, 1977	W	Maryland	R	ABC	Oct. 14, 1989	W	at Syracuse	N	ESPN	Oct. 11, 1997	W	Ohio State	R	ABC
Nov. 26, 1977	W	at Pittsburgh	N	ABC	Oct. 28, 1989	L	Alabama	N	CBS	Oct. 18, 1997	W	Minnesota	R	ESPN+
Dec. 25, 1977	W	Arizona State (Fiesta)	N	CBS	Nov. 4, 1989	W	West Virginia	N	ESPN	Nov. 1, 1997	W	at Northwestern	N	ESPN
Sept. 16, 1978	W	at Ohio State	R	ABC	Nov. 18, 1989	L	Notre Dame	N	CBS	Nov. 8, 1997	L	Michigan	R	ABC
Nov. 4, 1978	W	Maryland	R	ABC	Nov. 25, 1989	W	at Pittsburgh	N	CBS	Nov. 15, 1997	W	at Purdue	N	ESPN
Nov. 24, 1978	W	Pittsburgh	N	ABC	Dec. 29, 1989	W	BYU (Holiday)	N	ESPN	Nov. 22, 1997	W	Wisconsin	R	ABC
Jan. 1, 1979	L	Alabama (Sugar)	*N	ABC	Sept. 8, 1990	L	Texas	N	Raycom	Nov. 29, 1997	L	at Michigan State	SN	ABC
Sept. 29, 1979	L	at Nebraska	R	ABC	Sept. 15, 1990	L	at USC	N	ABC	Jan. 1, 1998	L	Florida (Citrus)	N	ABC
Nov. 3, 1979	L	Miami (Fla.)	R	TCS	Oct. 13, 1990	W	Syracuse	N	CBS	Sept. 5, 1998	W	Southern Mississippi	R	ABC
Dec. 1, 1979	L	Pittsburgh	N	ABC	Oct. 20, 1990	W	at Boston College	N	CBS	Sept. 12, 1998	W	Bowling Green	R	ESPN+
Dec. 22, 1979	W	Tulane (Liberty)	N	ABC*	Oct. 27, 1990	W	at Alabama	N	ESPN	Sept. 19, 1998	W	Pittsburgh	N	CBS
Sept. 20, 1980	W	at Texas A&M	ND	ESPN	Nov. 17, 1990	W	at Notre Dame	N	ESPN	Oct. 3, 1998	L	at Ohio State	N	ABC
Sept. 27, 1980	L	Nebraska	N	ABC	Nov. 24, 1990	W	Pittsburgh	N	CBS	Oct. 10, 1998	W	at Minnesota	R	ABC
Oct. 4, 1980	W	at Missouri	ND	ESPN	Dec. 28, 1990	L	Florida State (Blockbuster)	*N	Raycom	Oct. 17, 1998	W	Purdue	R	ABC
Nov. 1, 1980	W	Miami (Fla.)	R	TCS	Aug. 28, 1991	W	Georgia Tech (Kickoff)	*N	Raycom	Oct. 31, 1998	W	Illinois	R	ESPN+
Nov. 28, 1980	L	Pittsburgh	N	ABC	Sept. 7, 1991	W	Cincinnati	N	Prime	Nov. 7, 1998	L	at Michigan	N	ABC
Dec. 26, 1980	W	Ohio State (Fiesta)	N	NBC	Sept. 14, 1991	L	at USC	*N	ABC	Nov. 14, 1998	W	Northwestern	N	ESPN2
Sept. 12, 1981	W	Cincinnati	ND	ESPN	Sept. 21, 1991	W	BYU	*R	ABC	Nov. 21, 1998	L	at Wisconsin	N	ESPN
Sept. 26, 1981	W	at Nebraska	ND	ESPN	Oct. 12, 1991	L	at Miami (Fla.)	N	ABC	Nov. 28, 1998	W	Michigan State	SN	ABC
Oct. 10, 1981	W	Boston College	ND	ESPN	Oct. 26, 1991	W	West Virginia	N	ESPN	Jan. 1, 1999	W	Kentucky (Outback)	N	ESPN
Oct. 24, 1981	W	West Virginia	ND	ESPN	Nov. 16, 1991	W	Notre Dame	R	ABC	Aug. 28, 1999	W	Arizona	N	ABC
Oct. 31, 1981	L	at Miami (Fla.)	N	ABC	Nov. 28, 1991	W	at Pittsburgh	N	ABC	Sept. 4, 1999	W	Akron	R	ESPN+
Nov. 14, 1981	L	Alabama	R	ABC	Jan. 1, 1992	W	Tennessee (Fiesta)	N	NBC	Sept. 11, 1999	W	Pittsburgh	N	ESPN
Nov. 21, 1981	W	Notre Dame	ND	ESPN	Oct. 10, 1992	L	Miami (Fla.)	N	ABC	Sept. 18, 1999	W	at Miami (Fla.)	N	CBS
Nov. 28, 1981	W	at Pittsburgh	N	ABC	Oct. 17, 1992	L	Boston College	R	ABC	Sept. 25, 1999	W	Indiana	N	ESPN
Jan. 1, 1982	W	USC (Fiesta)	N	NBC	Oct. 24, 1992	W	at West Virginia	R	ABC	Oct. 9, 1999	W	at Iowa	R	ESPN+
Sept. 4, 1982	W	Temple	ND	ESPN	Nov. 14, 1992	L	at Notre Dame	N	NBC	Oct. 16, 1999	W	Ohio State	N	ABC
Sept. 25, 1982	W	Nebraska	N	CBS	Nov. 21, 1992	W	Pittsburgh	N	ESPN	Oct. 23, 1999	W	at Purdue	R	ABC
Oct. 9, 1982	L	at Alabama	R	CBS	Jan. 1, 1993	L	Stanford (Blockbuster)	N	CBS	Oct. 30, 1999	W	at Illinois	R	ABC
Nov. 13, 1982	W	at Notre Dame	ND	ESPN	Sept. 11, 1993	W	USC	R	ABC	Nov. 6, 1999	L	Minnesota	N	ESPN2
Nov. 26, 1982	W	Pittsburgh	N	ABC	Sept. 18, 1993	W	at Iowa	R	ABC	Nov. 13, 1999	L	Michigan	N	ABC
Jan. 1, 1983	W	Georgia (Sugar)	*N	ABC	Sept. 25, 1993	W	Rutgers	*N	ESPN	Nov. 20, 1999	L	at Michigan State	SN	ABC
Aug. 29, 1983	L	Nebraska	*N	Katz	Oct. 16, 1993	L	Michigan	N	ABC	Dec. 28, 1999	W	Texas A&M (Alamo)	*N	ESPN
Oct. 8, 1983	W	Alabama	N	CBS	Oct. 30, 1993	L	at Ohio State	R	ABC	Aug. 27, 2000	L	USC (Kickoff)	N	ABC
Oct. 29, 1983	L	at Boston College	R	ABC	Nov. 13, 1993	W	Illinois	R	ABC	Sept. 2, 2000	L	Toledo	N	ESPN2
Nov. 12, 1983	W	Notre Dame	ND	ESPN	Nov. 27, 1993	W	at Michigan State	SN	ABC	Sept. 9, 2000	W	Louisiana Tech	R	ESPN+
Dec. 26, 1983	W	Washington (Aloha)	N	ESPN	Jan. 1, 1994	W	Tennessee (Citrus)	N	ABC	Sept. 16, 2000	L	at Pittsburgh	SN	CBS
Sept. 29, 1984	L	Texas	N	ESPN	Sept. 10, 1994	W	USC	R	ABC	Sept. 23, 2000	L	at Ohio State	N	ABC
Oct. 6, 1984	W	Maryland	N	ESPN	Sept. 17, 1994	W	Iowa	N	ESPN2	Sept. 30, 2000	W	Purdue	R	ABC
Oct. 27, 1984	L	at West Virginia	*N	ESPN	Sept. 24, 1994	W	Rutgers	N	ESPN2	Oct. 7, 2000	L	at Minnesota	N	ESPN2
Nov. 3, 1984	W	Boston College	N	ABC	Oct. 15, 1994	W	at Michigan	N	ABC	Oct. 21, 2000	W	Illinois	N	ESPN2
Nov. 17, 1984	L	at Notre Dame	N	ESPN	Oct. 29, 1994	W	Ohio State	R	ABC	Oct. 28, 2000	W	at Indiana	*N	ESPN2
					Nov. 5, 1994	W	at Indiana	N	ESPN	Nov. 4, 2000	L	Iowa	R	ESPN+
					Nov. 12, 1994	W	at Illinois	R	ABC	Nov. 11, 2000	L	at Michigan	N	ESPN
					Nov. 26, 1994	W	Michigan State	N	ESPN	Nov. 18, 2000	W	Michigan State	R	ESPN+
					Jan. 2, 1995	W	Oregon (Rose)	N	ABC					

TELEVISION APPEARANCES

Date	Result	Opponent	Coverage	Network
Sept. 1, 2001	L	Miami (Fla.)	*SN	ABC
Sept. 22, 2001	L	Wisconsin	SN	ABC
Sept. 29, 2001	L	at Iowa	N	ESPN
Oct. 6, 2001	L	Michigan	R	ABC
Oct. 20, 2001	W	at Northwestern	R	ABC
Oct. 27, 2001	W	Ohio State	N	ESPN
Nov. 3, 2001	W	Southern Mississippi	N	ESPN2
Nov. 10, 2001	L	at Illinois	R	ABC
Nov. 17, 2001	W	Indiana	R	ESPN+
Nov. 24, 2001	W	at Michigan State	N	ESPN
Dec. 1, 2001	L	at Virginia	N	ESPN
Aug. 31, 2002	W	UCF	N	ESPN
Sept. 14, 2002	W	Nebraska	*SN	ABC
Sept. 21, 2002	W	Louisiana Tech	R	ESPN+
Sept. 28, 2002	L	Iowa	N	ESPN
Oct. 5, 2002	W	at Wisconsin	R	ABC
Oct. 12, 2002	L	at Michigan	R	ABC
Oct. 19, 2002	W	Northwestern	N	ESPN2
Oct. 26, 2002	L	at Ohio State	R	ABC
Nov. 2, 2002	W	Illinois	N	ESPN
Nov. 9, 2002	W	Virginia	R	ABC
Nov. 16, 2002	W	at Indiana	N	ESPN2
Nov. 23, 2002	W	Michigan State	R	ABC
Jan. 1, 2003	L	Auburn (Capital One)	N	ABC
Aug. 30, 2003	W	Temple	R	ESPN+
Sept. 6, 2003	L	Boston College	SN	ABC
Sept. 13, 2003	L	at Nebraska	*SN	ABC
Sept. 27, 2003	L	Minnesota	N	ESPN
Oct. 4, 2003	L	Wisconsin	R	ESPN+
Oct. 11, 2003	L	at Purdue	R	ABC
Oct. 25, 2003	L	at Iowa	R	ABC
Nov. 1, 2003	L	Ohio State	R	ABC
Nov. 8, 2003	L	at Northwestern	N	ESPN2
Nov. 15, 2003	W	Indiana	R	ESPN+
Nov. 22, 2003	L	at Michigan State	R	ESPN
Sept. 4, 2004	W	Akron	R	ESPN+
Sept. 11, 2004	L	at Boston College	*SN	ABC
Sept. 18, 2004	W	UCF	R	ESPN+
Sept. 25, 2004	L	at Wisconsin	N	ESPN
Oct. 2, 2004	L	at Minnesota	R	ESPN+
Oct. 9, 2004	L	Purdue	N	ESPN
Oct. 23, 2004	L	Iowa	N	ESPN2
Oct. 30, 2004	L	at Ohio State	SN	ABC
Nov. 6, 2004	L	Northwestern	R	ESPN+
Nov. 13, 2004	W	at Indiana	R	ESPN+
Nov. 20, 2004	W	Michigan State	N	ESPN2
Sept. 3, 2005	W	USF	N	ESPN
Sept. 10, 2005	W	Cincinnati	R	ESPN+
Sept. 17, 2005	W	Central Michigan	R	ESPN+
Sept. 24, 2005	W	at Northwestern	N	ESPN2
Oct. 1, 2005	W	Minnesota	R	ABC
Oct. 8, 2005	W	Ohio State	*N	ESPN
Oct. 15, 2005	L	at Michigan	R	ABC
Oct. 22, 2005	W	at Illinois	N	ESPN2
Oct. 29, 2005	W	Purdue	R	ABC
Nov. 5, 2005	W	Wisconsin	R	ABC
Nov. 19, 2005	W	at Michigan State	N	ESPN
Jan. 3, 2006	W	Florida State (Orange)	*N	ABC
Sept. 2, 2006	W	Akron	N	ESPN2
Sept. 9, 2006	L	at Notre Dame	N	NBC
Sept. 16, 2006	W	Youngstown State	N	ESPN
Sept. 23, 2006	L	at Ohio State	SN	ABC
Sept. 30, 2006	W	Northwestern	R	ABC
Oct. 7, 2006	W	at Minnesota	R	ESPN+
Oct. 14, 2006	L	Michigan	*SN	ABC
Oct. 21, 2006	W	Illinois	N	ESPN2
Oct. 28, 2006	W	at Purdue	SN	ABC
Nov. 4, 2006	L	at Wisconsin	SN	ABC
Nov. 11, 2006	W	Temple	R	ESPN+
Nov. 18, 2006	W	Michigan State	N	ESPN2
Jan. 1, 2007	W	Tennessee (Outback)	N	ESPN

Date	Result	Opponent	Coverage	Network
Sept. 1, 2007	W	FIU	N	BTN
Sept. 8, 2007	W	Notre Dame	*N	ESPN
Sept. 15, 2007	W	Buffalo	N	BTN
Sept. 22, 2007	L	at Michigan	N	ABC
Sept. 29, 2007	L	at Illinois	N	BTN
Oct. 6, 2007	W	Iowa	R	ABC
Oct. 13, 2007	W	Wisconsin	R	ABC
Oct. 20, 2007	W	at Indiana	N	ESPN
Oct. 27, 2007	L	Ohio State	*N	ABC
Nov. 3, 2007	W	Purdue	N	ESPN
Nov. 10, 2007	W	at Temple	N	ESPNU
Nov. 17, 2007	L	at Michigan State	R	ABC
Dec. 29, 2007	W	Texas A&M (Alamo)	*N	ESPN
Aug. 30, 2008	W	Coastal Carolina	N	BTN
Sept. 6, 2008	W	Oregon State	N	ABC/ESPN2
Sept. 13, 2008	W	at Syracuse	R	ABC
Sept. 20, 2008	W	Temple	N	BTN
Sept. 27, 2008	W	Illinois	*SN	ABC
Oct. 4, 2008	W	at Purdue	N	ESPN
Oct. 11, 2008	W	at Wisconsin	*N	ESPN
Oct. 18, 2008	W	Michigan	N	ESPN
Oct. 25, 2008	W	at Ohio State	*N	ABC
Nov. 8, 2008	L	at Iowa	N	ABC/ESPN
Nov. 15, 2008	W	Indiana	N	BTN
Nov. 22, 2008	W	Michigan State	N	ABC/ESPN
Jan. 1, 2009	L	USC (Rose)	N	ABC
Sept. 5, 2009	W	Akron	N	BTN
Sept. 12, 2009	W	Syracuse	N	BTN
Sept. 19, 2009	W	Temple	N	BTN
Sept. 26, 2009	L	Iowa	*N	ABC
Oct. 3, 2009	W	at Illinois	N	ABC/ESPN
Oct. 10, 2009	W	Eastern Illinois	N	ESPN Classic
Oct. 17, 2009	W	Minnesota	N	ABC/ESPN
Oct. 24, 2009	W	at Michigan	N	ABC/ESPN
Oct. 31, 2009	W	at Northwestern	N	ESPN
Nov. 7, 2009	L	Ohio State	N	ABC/ESPN
Nov. 14, 2009	W	Indiana	N	BTN
Nov. 21, 2009	W	at Michigan State	N	ABC/ESPN
Jan. 1, 2010	W	LSU (Capital One)	N	ABC
Sept. 4, 2010	W	Youngstown State	N	BTN
Sept. 11, 2010	L	at Alabama	*N	ESPN
Sept. 18, 2010	W	Kent State	N	ESPN2
Sept. 25, 2010	W	Temple	N	BTN
Oct. 2, 2010	L	at Iowa	*N	ESPN
Oct. 9, 2010	L	Illinois	N	ESPN2
Oct. 23, 2010	W	at Minnesota	N	ESPNU
Oct. 30, 2010	W	Michigan	*N	ESPN
Nov. 6, 2010	W	Northwestern	N	ABC/ESPN2
Nov. 13, 2010	L	at Ohio State	N	ABC/ESPN
Nov. 20, 2010	W	vs. Indiana	N	BTN
Nov. 27, 2010	L	Michigan State	N	ESPN2
Jan. 1, 2011	L	Florida (Outback)	N	ABC
Sept. 3, 2011	W	Indiana State	N	BTN
Sept. 10, 2011	L	Alabama	N	ABC
Sept. 17, 2011	W	at Temple	N	ESPN
Sept. 24, 2011	W	Eastern Michigan	N	ESPN2
Oct. 1, 2011	W	at Indiana	N	ESPNU
Oct. 8, 2011	W	Iowa	N	ABC/ESPN
Oct. 15, 2011	W	Purdue	N	BTN
Oct. 22, 2011	W	at Northwestern	*N	BTN
Oct. 29, 2011	W	Illinois	N	ABC/ESPN2
Nov. 12, 2011	L	Nebraska	N	ESPN
Nov. 19, 2011	W	at Ohio State	N	ABC/ESPN
Nov. 26, 2011	L	at Wisconsin	N	ESPN
Jan. 2, 2012	L	Houston (TicketCity)	N	ESPNU

Date	Result	Opponent	Coverage	Network
Sept. 1, 2012	L	Ohio	N	ESPN
Sept. 8, 2012	L	at Virginia	N	ABC
Sept. 15, 2012	W	Navy	N	ABC/ESPN2
Sept. 22, 2012	W	Temple	N	ABC/ESPN2
Sept. 29, 2012	W	at Illinois	N	ESPN
Oct. 6, 2012	W	Northwestern	N	ESPN
Oct. 20, 2012	W	at Iowa	*N	BTN
Oct. 27, 2012	L	Ohio State	N	ESPN
Nov. 3, 2012	W	at Purdue	N	ESPNU
Nov. 10, 2012	L	at Nebraska	N	ABC/ESPN2
Nov. 17, 2012	W	Indiana	N	BTN
Nov. 24, 2012	W	Wisconsin	N	ESPN2
Aug. 31, 2013	W	vs. Syracuse (MetLife)	N	ABC/ESPN2
Sept. 7, 2013	W	Eastern Michigan	N	BTN
Sept. 14, 2013	L	UCF	*N	BTN
Sept. 21, 2013	W	Kent State	N	BTN
Oct. 5, 2013	L	at Indiana	N	BTN
Oct. 12, 2013	W	Michigan	N	ESPN
Oct. 26, 2013	L	at Ohio State	*N	ABC
Nov. 2, 2013	W	Illinois	N	ESPN
Nov. 9, 2013	L	at Minnesota	N	ESPN2
Nov. 16, 2013	W	Purdue	N	BTN
Nov. 23, 2013	L	Nebraska	N	BTN
Nov. 30, 2013	W	at Wisconsin	N	ESPN
Aug. 30, 2014	W	vs. UCF (Croke Park Cl.)	N	ESPN2
Sept. 6, 2014	W	Akron	N	ABC/ESPN2
Sept. 13, 2014	W	at Rutgers	*N	BTN
Sept. 20, 2014	W	Massachusetts	N	BTN
Sept. 27, 2014	L	Northwestern	N	BTN
Oct. 11, 2014	L	at Michigan	*N	ESPN2
Oct. 25, 2014	L	Ohio State	*N	ABC
Nov. 1, 2014	L	Maryland	N	ESPN2
Nov. 8, 2014	W	at Indiana	N	BTN
Nov. 15, 2014	W	Temple	N	ESPN2
Nov. 22, 2014	L	at Illinois	N	ESPN2
Nov. 29, 2014	L	Michigan State	N	ABC/ESPN2
Dec. 27, 2014	W	Boston College (Pinstripe)	N	ESPN
Sept. 5, 2015	L	at Temple	N	ESPN
Sept. 12, 2015	W	Buffalo	N	ESPN2
Sept. 19, 2015	W	Rutgers	*N	BTN
Sept. 26, 2015	W	San Diego State	N	BTN
Oct. 3, 2015	W	Army	N	ESPNU
Oct. 10, 2015	W	Indiana	N	ESPN
Oct. 17, 2015	L	at Ohio State	*N	ABC
Oct. 24, 2015	W	vs. Maryland (Baltimore)	N	ESPN
Oct. 31, 2015	W	Illinois	N	ESPN2
Nov. 7, 2015	L	at Northwestern	N	ESPNU
Nov. 21, 2015	L	Michigan	N	ABC
Nov. 28, 2015	L	Michigan State	N	ESPN
Jan. 2, 2016	L	Georgia (TaxSlayer)	N	ESPN
Sept. 3, 2016	W	Kent State	N	BTN
Sept. 10, 2016	L	at Pittsburgh	N	ESPN
Sept. 17, 2016	W	Temple	N	BTN
Sept. 24, 2016	L	at Michigan	N	ABC
Oct. 1, 2016	W	Minnesota	N	BTN
Oct. 8, 2016	W	Maryland	N	BTN
Oct. 22, 2016	W	Ohio State	*N	ABC
Oct. 29, 2016	W	at Purdue	N	ABC/ESPN2
Nov. 5, 2016	W	Iowa	*N	BTN
Nov. 12, 2016	W	at Indiana	N	ESPN2
Nov. 19, 2016	W	at Rutgers	*N	BTN
Nov. 26, 2016	W	Michigan State	N	ESPN
Dec. 3, 2016	W	Wisconsin (B1G Champ.)	N	FOX
Jan. 2, 2017	L	USC (Rose)	N	ESPN
Sept. 2, 2017	W	Akron	N	ABC
Sept. 9, 2017	W	Pittsburgh	N	ABC
Sept. 16, 2017	W	Georgia State	*N	BTN
Sept. 23, 2017	W	at Iowa	*N	ABC
Sept. 30, 2017	W	Indiana	N	BTN
Oct. 7, 2017	W	at Northwestern	N	ABC
Oct. 21, 2017	W	Michigan	*N	ABC
Oct. 28, 2017	L	at Ohio State	N	FOX
Nov. 4, 2017	L	at Michigan State	N	FOX
Nov. 11, 2017	W	Rutgers	N	BTN
Nov. 18, 2017	W	Nebraska	N	FS1
Nov. 25, 2017	W	at Maryland	N	BTN
Dec. 30, 2017	W	vs. Washington (Fiesta)	N	ESPN

HISTORY & HONORS

TELEVISION APPEARANCES

Date	Result	Opponent	Coverage	Network	Date	Result	Opponent	Coverage	Network	Date	Result	Opponent	Coverage	Network
Sept. 1, 2018	W	Appalachian State	N	BTN	Oct. 24, 2020	L	at Indiana	N	FS1	Sept. 1, 2022	W	at Purdue	*N	FOX
Sept. 8, 2018	W	at Pittsburgh	*N	ABC	Oct. 31, 2020	L	Ohio State	*N	ABC	Sept. 10, 2022	W	Ohio	N	ABC
Sept. 15, 2018	W	Kent State	N	FS1	Nov. 7, 2020	L	Maryland	N	BTN	Sept. 17, 2022	W	at Auburn	N	CBS
Sept. 21, 2018	W	at Illinois	*N	FS1	Nov. 14, 2020	L	at Nebraska	N	FS1	Sept. 24, 2022	W	Central Michigan	N	BTN
Sept. 29, 2018	L	Ohio State	*N	ABC	Nov. 21, 2020	L	Iowa	N	BTN	Oct. 1, 2022	W	Northwestern	N	ESPN
Oct. 13, 2018	L	Michigan State	N	BTN	Nov. 28, 2020	W	at Michigan	N	ABC	Oct. 15, 2022	L	at Michigan	N	FOX
Oct. 20, 2018	W	at Indiana	N	ABC	Dec. 5, 2020	W	at Rutgers	N	FS1	Oct. 22, 2022	W	Minnesota	*N	ABC
Oct. 27, 2018	W	Iowa	N	ESPN	Dec. 12, 2020	W	Michigan State	N	ABC	Oct. 29, 2022	L	Ohio State	N	FOX
Nov. 3, 2018	L	at Michigan	N	ESPN	Dec. 19, 2020	W	Illinois	N	FS1	Nov. 5, 2022	W	at Indiana	N	ABC
Nov. 10, 2018	W	Wisconsin	N	ABC	Sept. 11, 2021	W	Ball State	N	FS1	Nov. 12, 2022	W	Maryland	N	FOX
Nov. 17, 2018	W	at Rutgers	N	BTN	Sept. 18, 2021	W	Auburn	*N	ABC	Nov. 19, 2022	W	at Rutgers	N	BTN
Nov. 24, 2018	W	Maryland	N	ABC	Sept. 25, 2021	W	Villanova	N	BTN	Nov. 26, 2022	W	Michigan State	N	FS1
Jan. 1, 2019	L	vs. Kentucky (Citrus)	N	ABC	Oct. 2, 2021	W	Indiana	*N	ABC	Jan. 2, 2023	W	vs. Utah	N	ESPN
Aug. 31, 2019	W	Idaho	N	BTN	Oct. 9, 2021	L	at Iowa	N	FOX	Sept. 2, 2023	W	West Virginia	N	NBC
Sept. 7, 2019	W	Buffalo	*N	FOX	Oct. 23, 2021	L	Illinois	N	ABC	Sept. 9, 2023	W	Delaware	N	PEACOCK
Sept. 14, 2019	W	Pittsburgh	N	ABC	Oct. 30, 2021	L	Ohio State	*N	ABC	Sept. 16, 2023	W	at Illinois	N	FOX
Sept. 27, 2019	W	at Maryland	*N	FS1	Nov. 6, 2021	W	at Maryland	N	FS1	Sept. 23, 2023	W	Iowa	N	CBS
Oct. 5, 2019	W	Purdue	N	ESPN	Nov. 13, 2021	L	Michigan	N	ABC	Sept. 30, 2023	W	at Northwestern	N	BTN
Oct. 12, 2019	W	at Iowa	*N	ABC	Nov. 20, 2021	W	Rutgers	N	BTN	Oct. 14, 2023	W	UMass	N	BTN
Oct. 19, 2019	W	Michigan	*N	ABC	Nov. 27, 2021	L	at Michigan State	N	ABC	Oct. 21, 2023	L	at Ohio State	N	FOX
Oct. 26, 2019	W	at Michigan State	N	ABC	Jan. 1, 2022	L	vs. Arkansas	N	ESPN2	Oct. 28, 2023	W	Indiana	N	CBS
Nov. 9, 2019	L	at Minnesota	N	ABC						Nov. 4, 2023	W	at Maryland	N	FOX
Nov. 16, 2019	W	Indiana	N	ABC						Nov. 11, 2023	L	Michigan	N	FOX
Nov. 23, 2019	L	at Ohio State	N	FOX						Nov. 18, 2023	W	Rutgers	N	FS1
Nov. 30, 2019	W	Rutgers	N	BTN						Nov. 24, 2023	W	at Michigan State	N	NBC
Dec. 28, 2019	W	Memphis (Cotton)	N	ESPN						Dec. 30, 2023	L	vs. Ole Miss	N	ESPN

R: Regional N: National ND: National delayed SN: Split national

APPEARANCES BREAKDOWN

Penn State has made 457 appearances on national television networks since 1966; 359 of its last 361 games have been on TV, including every game in the last 20 seasons

Network	Appearances	Record	Bowls
ABC	199	117-81-1	17; 6-10-1
ESPN	98	69-29-0	14; 11-3-0
BTN	53	45-8-0	—
ESPN2	37	24-13-0	1; 0-1
CBS	28	18-10-0	5; 4-1-0
ESPN+	25	21-4	—
FOX	15	7-8-0	—
Others	15	11-4-0	1; 0-1-0
FS1	12	9-3-0	—
NBC	12	9-3-0	8; 7-1-0
ESPNU	9	7-2-0	1; 0-1-0
PEACOCK	1	1-0-0	—
TOTAL	504	339-164-1	28-18-1

MOST TELEVIEWED OPPONENTS

Ohio State; 34 times
Michigan State; 28 times
Michigan; 27 times
Pittsburgh; 25 times

ESPN COLLEGE GAMEDAY APPEARANCES

Date	Opponent	Location	Score
1. Oct. 15, 1994	at Michigan	Ann Arbor	W, 31-24
2. Oct. 5, 1996	at Ohio State	Columbus	L, 7-38
3. Nov. 8, 1997	vs. Michigan	University Park	L, 8-34
4. Oct. 3, 1998	at Ohio State	Columbus	L, 9-28
5. Aug. 28, 1999	vs. Arizona	University Park	W, 41-7
6. Sept. 25, 2004	at Wisconsin	Madison	L, 3-16
7. Oct. 8, 2005	vs. Ohio State	University Park	W, 17-10
8. Nov. 19, 2005	at Michigan State	East Lansing	W, 31-22
9. Sept. 23, 2006	at Ohio State	Columbus	L, 6-28
10. Oct. 27, 2007	vs. Ohio State	University Park	L, 17-37
11. Oct. 25, 2008	at Ohio State	Columbus	W, 13-6
12. Sept. 26, 2009	vs. Iowa	University Park	L, 10-21
13. Sept. 11, 2010	at Alabama	Tuscaloosa	L, 3-24
14. Nov. 13, 2010	at Ohio State	Columbus	L, 24-38
15. Dec. 3, 2016	vs. Wisconsin	Indianapolis (B1G Championship)	W, 38-31
16. Oct. 21, 2017	vs. Michigan	University Park	W, 42-13
17. Oct. 28, 2017	at Ohio State	Columbus	L, 38-39
18. Sept. 29, 2018	vs. Ohio State	University Park	L, 26-27
19. Oct. 19, 2019	vs. Michigan	University Park	W, 28-21
20. Nov. 23, 2019	at Ohio State	Columbus	L, 17-28
21. Oct. 31, 2020	Ohio State	University Park	L, 25-38
22. Sept. 18, 2021	Auburn	University Park	W, 28-20
23. Oct. 21, 2023	at Ohio State	Columbus	L, 12-20

ALL-TIME BEAVER STADIUM BROADCASTERS

Erin Andrews	Amhad Brooks	Bob Davie	Rob Gilmore	Brock Huard	Jim Lampley	Todd McShay	Ara Parseghian	Chris Shenkel	Don Tollefson
Dave Armstrong	Jenn Brown	Tom Davis	Aaron Goldsmith	Jeff Hullinger	Wayne Larrivee	Tom Mees	Dave Pasch	Anish Shroff	Mike Tomczak
Jack Arute	Frank Broyles	Charles Davis	Mike Gottfried	Keith Jackson	James Laurinaitis	Elise Menaker	George Paterno	Jim Simpson	Gino Torretta
Jim Barbar	Kris Budden	Matt Devlin	Doug Graber	Kenny Jackson	J. Leman	Jessica Mendoza	Mike Patrick	Robert Smith	Roger Twibell
Dave Barnett	Brendan Burke	John Dockery	Scott Graham	Craig James	Steve Levy	Urban Meyer	J.C. Pearson	Holly Sonders	Dick Vermeil
Anthony Becht	Jake Butt	Vince Dooley	Bob Griese	Jon Jansen	Bill Lewis	Al Michaels	Rick Pizzo	John Spagnola	Mike Waddell
Doug Bell	Lisa Byington	Dusty Dvoracek	Brian Griese	Dan Jiggetts	Chuck Long	Matt Miller	Sam Ponder	Shannon Spake	Jay Walker
Mike Bellotti	Paul Carcattera	Jimmy Dykes	Lee Grosscup	Gus Johnson	Nick Lowery	Fred Miller	Chris Provus	Chris Spielman	Rich Waltz
Gary Bender	Bob Carpenter	Noah Eagle	Leslie Gudel	Lewis Johnson	Tom Luginbill	Cheryl Miller	Dr. Jerry Punch	Charley Steiner	Pam Ward
Jason Benetti	Tina Cervasio	Jeannine Edwards	Mike Guman	Mark Jones	Verne Lundquist	Chris Miller	Chris Miller	Zora Stephenson	Andre Ware
Joe Beninati	Todd Christensen	Bill Fleming	Pat Haden	Mike Joy	Paul Maguire	Dionne Miller	Tom Rinaldi	Dr. Mel Stevens	Bud Wilkinson
Bonnie Bernstein	Eric Collins	Dave Flemming	Terry Hanratty	Harry Kalas	Chris Martin	Beth Mowins	Michael Robinson	Rob Stone	Allison Williams
Eddie Biles	George Connor	Brooke Fletcher	Todd Harris	Danny Kanell	Glen Mason	Holly Rowe	Holly Rowe	David Sullivan	Bob Wischusen
Carter Blackburn	Beano Cook	Mark Followill	Al Harris	Adrian Karsten	Clay Matvick	Chris Myers	Dave Ryan	Lynn Swann	Ari Wolfe
Todd Blackledge	Lee Corso	Dan Fouts	Marshall Harris	Quint Kessenich	Mike Mayock	Jim Nantz	Samantha Ryan	Jenny Taft	Randy Wright
Tiffany Blackmon	Craig Coshun	Chris Fowler	Tom Hart	Kevin Kiley	Tom McCarthy	Mark Neeley	Lisa Salters	Kathryn Tappen	
Craig Bolerjack	Heather Cox	Ron Franklin	Coley Harvey	Joel Klatt	Jason McCourty	Brad Nessler	John Sanders	Maria Taylor	
Terry Bowden	Ed Cunningham	Joey Galloway	Joe Hassel	Kevin Kugler	Sean McDonough	David Norrie	Stan Savran	Joe Tessitore	
Tim Brando	Bill Curry	Terry Gannon	Mark Helfrich	Trenni Kusnierek	Greg McElroy	Pat O'Brien	Howard Schnellenberger	Jim Thacker	
Tim Brant	Justin Dales	Brandon Gaudin	Kirk Herbstreit	Kirk Kutchner	Matt McGloin	Bill O'Donnell	Mark Schwarz	Charissa Thompson	
Thom Brennaman	Gary Danielson	Katie George	Anthony Herron	Dave Lamont	Don McPherson	Dan Orlovsky	Ray Scott	Spencer Tillman	

YEAR-BY-YEAR RESULTS

Associated Press ranking in brackets.

1887 2-0

Coach: None
Captain: George Linsz
 N 5 W at Bucknell 54-0
 N 19 W Bucknell 24-0

1888 0-2-1

Coach: None
Captain: George Linsz
 O 31 T Dickinson 6-6
 N 7 L at Dickinson 0-16
 N L Lehigh 0-30

1889 2-2

Coach: None
Captain: James Mock
 O 26 W Swarthmore 20-6
 N 9 L at Lafayette 0-26
 N 11 L at Lehigh 0-106
 N 25 W Bucknell 12-0

1890 2-2

Coach: None
Captain: Harvey McLean
 O 10 L at Pennsylvania 0-20
 O 12 L at Franklin & Marshall 0-10
 N 15 W Altoona Athletic Association 68-0
 N W at Bellefonte Academy 23-0

1891 6-2

Coach: None
Captain: Charles Aull
 O 2 W at Lafayette 14-4
 O 3 L at Lehigh 2-24
 O 17 W at Swarthmore 44-0
 O 24 W at Franklin & Marshall 26-6
 O 27 W at Gettysburg 18-0
 N 7 L at Bucknell 10-12
 N 26 W Dickinson (forfeit) 2-0
 D 5 W at Haverford 58-0

1892 5-1

Coach: George Hoskins
Captain: Gus Reed
 O 1 L at Pennsylvania 0-20
 O 27 W at Wyoming Seminary 40-0
 N 5 W at Pittsburgh Athletic Club 16-0
 N 12 W Bucknell 18-0
 N 23 W Lafayette (at Wilkes-Barre) 18-0
 N 25 W Dickinson (at Harrisburg) 16-0

1893 4-1

Coach: George Hoskins
Captain: Ed Haley
 O 14 W at Virginia 6-0
 O 25 L at Pennsylvania 6-18
 N 6 W Pittsburgh 32-0
 N 11 W at Bucknell 36-18
 N 30 W at Pittsburgh Athletic Club 12-0

1894 6-0-1

Coach: George Hoskins
Captain: Benjamin Fisher
 O 13 W Gettysburg 60-0
 O 20 W Lafayette 72-0
 N 10 T at Navy 6-6
 N 17 W Bucknell (at Williamsport) 12-6
 N 23 W at Washington & Jefferson 6-0
 N 24 W at Oberlin 9-6
 N 29 W at Pittsburgh Athletic Club 14-0

1895 2-2-3

Coach: George Hoskins
Captain: Walter McCaskey
 S 25 W Gettysburg 48-0
 O 5 T at Cornell 0-0 1,000
 O 26 W Bucknell (at Williamsport) 16-0 4,000
 N 9 L at Pennsylvania 4-35 5,000
 N 16 L at Pittsburgh Athletic Club 10-11 2,000
 N 18 T at Washington & Jefferson 6-6
 N 28 T at Western Reserve 8-8

1896 3-4

Coach: Dr. Samuel Newton
Captain: James Dunsmore
 S 26 W Gettysburg 40-0
 O 3 W Pittsburgh 10-4
 O 10 W Dickinson 8-0
 O 24 L at Princeton 0-39
 O 31 L Bucknell (at Williamsport) 0-10
 N 14 L at Pennsylvania 0-27
 N 28 L Carlisle Indians 5-48
 (at Harrisburg)

1897 3-6

Coach: Dr. Samuel Newton
Captain: Joe Curtin
 S 25 W Gettysburg 32-0
 O 2 L at Lafayette 0-24
 O 13 L at Princeton 0-34
 O 16 L at Pennsylvania 0-24
 O 20 L at Navy 0-4
 O 30 L at Cornell 0-45
 N 13 W Bucknell (at Williamsport) 27-4
 N 20 W Bloomsburg Normal 10-0
 N 25 L Dickinson (at Sunbury) 0-6

1898 6-4

Coach: Dr. Samuel Newton
Captain: Lalon Hayes
 S 24 W Gettysburg 47-0
 O 1 L at Pennsylvania 0-40
 O 8 W at Lafayette 5-0
 O 15 W Susquehanna 45-6
 O 22 L at Navy 11-16
 O 26 L at Princeton 0-5
 O 29 L at Duquesne Athletic Club 5-18
 N 5 W Bucknell (at Williamsport) 16-0
 N 19 W at Washington & Jefferson 11-6
 N 26 W Dickinson (at Williamsport) 34-0

1899 4-6-1

Coach: Sam Boyle
Captain: Brute Randolph
 S 23 W Mansfield 38-0
 S 30 W Gettysburg 40-0
 O 7 W at Army 6-0
 O 13 T Washington & Jefferson 0-0
 O 18 L at Princeton 0-12
 O 21 L at Navy 0-6
 O 28 W Dickinson 15-0
 N 4 L Bucknell (at Williamsport) 0-5 3,000
 N 11 L at Yale 0-42 3,000
 N 17 L at Pennsylvania 0-47
 N 25 L at Duquesne Athletic Club 5-64

1900 4-6-1

Coach: Pop Golden
Captain: Henry Scholl
 S 23 W Susquehanna 17-0
 S 30 W Pittsburgh (at Bellefonte) 12-0 1,000
 O 6 T at Army 0-0
 O 10 L at Princeton 0-26
 O 17 L at Pennsylvania 5-17
 O 20 L at Dickinson 0-18
 O 27 L at Duquesne Athletic Club 0-29
 N 3 W Bucknell (at Williamsport) 6-0
 N 10 L at Navy 0-44
 N 17 W Gettysburg 44-0
 N 29 L at Buffalo 0-10

1901 5-3

Coach: Pop Golden
Captain: Earl Hewitt
 S 22 W Susquehanna 17-0
 S 28 W Pittsburgh (at Bellefonte) 37-0
 O 5 L at Pennsylvania 6-23
 O 19 L at Yale 0-22
 O 26 W at Navy 11-6
 N 2 L at Homestead Athletic Club 0-39
 N 16 W Lehigh (at Williamsport) 38-0 1,500
 N 23 W Dickinson 12-0 1,500

1902 7-3

Coach: Pop Golden
Captain: Ralph Cummings
 S 20 W Dickinson Seminary 27-0
 S 27 W Pittsburgh 27-0
 O 4 L at Pennsylvania 0-17
 O 11 W Villanova 32-0
 O 18 L at Yale 0-11
 O 25 W Susquehanna 55-0
 N 1 W at Navy 6-0
 N 8 W Gettysburg 37-0
 N 22 W at Dickinson 23-0
 N 27 L at Steelton YMCA 5-6

1903 5-3

Coach: Dan Reed
Captain: Ed Whitworth
 S 19 W Dickinson Seminary 60-0
 O 3 W Allegheny 24-5
 O 10 L at Pennsylvania 0-39
 O 17 L at Yale 0-27
 O 24 W at Pittsburgh 59-0
 O 31 W at Navy 17-0
 N 14 L Dickinson (at Williamsport) 0-6
 N 26 W Washington & Jefferson 22-0 7,000
 (at Pittsburgh)

1904 6-4

Coach: Tom Fennell
Captain: Carl Forkum
 S 24 L at Pennsylvania 0-6
 O 1 W Allegheny 50-0
 O 8 L at Yale 0-24
 O 15 W West Virginia 34-0
 O 22 W Washington & Jefferson 12-0
 (at Pittsburgh)
 O 29 W Jersey Shore 30-0
 N 5 L at Navy 9-20
 N 12 W Dickinson (at Williamsport) 11-0
 N 19 W Geneva 44-0
 N 24 L at Pittsburgh 5-22 8,500

1905 8-3

Coach: Tom Fennell
Captain: Ed Yeckley
 S 16 W Lebanon Valley 23-0
 S 30 W California State 29-0
 O 7 L Carlisle Indians 0-11 8,000
 (at Harrisburg)
 O 14 W Gettysburg 18-0
 O 21 L at Yale 0-12
 O 28 W Villanova 29-0
 N 4 L at Navy 5-11
 N 11 W Geneva 73-0
 N 18 W Dickinson (at Williamsport) 6-0 8,000
 N 24 W West Virginia 6-0
 N 30 W at Pittsburgh 6-0 2,400

1906 8-1-1

Coach: Tom Fennell
Captain: Mother Dunn
 S 22 W Lebanon Valley 24-0
 S 29 W Allegheny 26-0
 O 6 W Carlisle Indians 4-0
 (at Williamsport)
 O 13 T Gettysburg 0-0
 O 20 L at Yale 0-10
 N 3 W at Navy 5-0 5,000
 N 12 W Bellefonte Academy 12-0
 N 17 W Dickinson (at Williamsport) 6-0 8,000
 N 24 W West Virginia 10-0
 N 29 W at Pittsburgh 6-0

1907 6-4

Coach: Tom Fennell
Captain: Harry Burns
 S 21 W at Altoona Athletic Association 27-0
 S 28 W Geneva 34-0
 O 5 L Carlisle Indians 5-18
 (at Williamsport)
 O 12 W Grove City 46-0
 O 19 W at Cornell 8-6
 O 26 W Lebanon Valley 75-0
 N 2 W Dickinson (at Williamsport) 52-0
 N 9 L at Pennsylvania 0-28
 N 16 L at Navy 4-6
 N 28 L at Pittsburgh 0-6 11,000

1908 5-5

Coach: Tom Fennell
Captain: Bull McCleary
 S 19 L Bellefonte Academy 5-6
 S 26 W Grove City 31-0
 O 3 L Carlisle Indians 5-12 10,000
 (at Wilkes-Barre)
 O 10 L at Pennsylvania 0-6 7,000
 O 17 W Geneva 51-0
 O 24 W West Virginia 12-0
 O 31 L at Cornell 4-10
 N 7 W Bucknell 33-6
 N 14 L at Navy 0-5
 N 26 W at Pittsburgh 12-6

1909 5-0-2

Coach: Bill Hollenback
Captain: Larry Vorthis
 O 2 W Grove City 31-0
 O 9 T Carlisle Indians 8-8 10,000
 (at Wilkes-Barre)
 O 16 W Geneva 46-0
 O 23 T at Pennsylvania 3-3 12,000
 N 6 W at Bucknell 33-0
 N 13 W West Virginia 40-0
 N 25 W at Pittsburgh 5-0

HISTORY & HONORS

1910	5-2-1
Coach: Jack Hollenback	
Captain: Alex Gray	
O 1 W Harrisburg Athletic Club . . .	58-0
O 8 W Carnegie Tech	61-0
O 15 W Sterling Athletic Club	45-0
O 22 L at Pennsylvania	0-10
O 29 T Villanova	0-0
N 5 W St. Bonaventure	34-0
N 12 W Bucknell	45-3
N 24 L at Pittsburgh	0-11 18,000

1911	8-0-1
Coach: Bill Hollenback	
Captain: Dexter Very	
S 30 W Geneva	57-0
O 7 W Gettysburg	31-0
O 14 W at Cornell	5-0
O 21 W Villanova	18-0
O 28 W at Pennsylvania	22-6 15,000
N 4 W St. Bonaventure	46-0
N 11 W Colgate	17-9
N 18 T at Navy	0-0
N 30 W at Pittsburgh	3-0 15,000

1912	8-0
Coach: Bill Hollenback	
Captain: Pete Mauthe	
O 5 W Carnegie Tech	41-0
O 12 W Washington & Jefferson	30-0 4,000
O 19 W at Cornell	29-6
O 26 W Gettysburg	25-0
N 2 W at Pennsylvania	14-0 15,000
N 9 W Villanova	71-0
N 16 W at Ohio State	37-0 3,500
N 28 W at Pittsburgh	38-0

1913	2-6
Coach: Bill Hollenback	
Captain: Shorty Miller	
O 4 W Carnegie Tech	49-0
O 11 W Gettysburg	16-0
O 18 L at Washington & Jefferson	0-17 7,000
O 25 L at Harvard	0-29
N 1 L at Pennsylvania	0-17
N 7 L Notre Dame	7-14
N 15 L at Navy	0-10
N 27 L at Pittsburgh	6-7

1914	5-3-1
Coach: Bill Hollenback	
Captain: Yegg Tobin	
S 26 W Westminster	13-0
O 3 W Muhlenberg	22-0
O 10 W Gettysburg	13-0
O 17 W Ursinus	30-0
O 24 T at Harvard	13-13 22,000
O 31 W at Lafayette	17-0
N 7 L at Lehigh	7-20
N 13 L Michigan State	3-6 10,000
N 26 L at Pittsburgh	3-13 17,000

1915	7-2
Coach: Dick Harlow	
Captain: Bill Wood	
S 25 W Westminster	26-0
O 2 W Lebanon Valley	13-0
O 9 W at Pennsylvania	13-3
O 16 W Gettysburg	27-12
O 23 W West Virginia Wesleyan	28-0
O 30 L at Harvard	0-13 22,000
N 5 W Lehigh	7-0
N 13 W at Lafayette	33-3
N 25 L at Pittsburgh	0-20 30,000

1916	8-2
Coach: Dick Harlow	
Captain: Harold Clark	
S 23 W Susquehanna	27-0
S 30 W Westminster	55-0
O 7 W Bucknell	50-7
O 14 W West Virginia Wesleyan	39-0
O 21 L at Pennsylvania	0-15
O 28 W Gettysburg	48-2
N 4 W Geneva	79-0
N 11 W at Lehigh	10-7
N 17 W Lafayette	40-0
N 30 L at Pittsburgh	0-31

1917	5-4
Coach: Dick Harlow	
Captains: Larry Conover, Bob Higgins	
S 29 W Army Ambulance Corps	10-0 (at Allentown)
O 6 W Gettysburg	80-0
O 13 W St. Bonaventure	99-0
O 20 L at Washington & Jefferson	0-7
O 27 W West Virginia Wesleyan	8-7
N 3 L at Dartmouth	7-10
N 10 L Lehigh	0-9
N 17 W Maryland	57-0
N 29 L at Pittsburgh	6-28 20,000

1918	1-2-1
Coach: Hugo Bezdek	
Captains: Harry Robb, Frank Unger	
N 2 T Wissahickon Barracks	6-6
N 9 L Rutgers	3-26
N 16 W at Lehigh	7-6
N 28 L at Pittsburgh	6-28

1919	7-1
Coach: Hugo Bezdek	
Captain: Bob Higgins	
O 4 W Gettysburg	33-0
O 11 W Bucknell	9-0
O 18 L at Dartmouth	13-19 4,500
O 25 W Ursinus	48-7
N 1 W at Pennsylvania	10-0 20,000
N 8 W Lehigh	20-7 6,000
N 15 W at Cornell	20-0
N 27 W at Pittsburgh	20-0 40,000

1920	7-0-2
Coach: Hugo Bezdek	
Captain: Bill Hess	
S 25 W Muhlenberg	27-7 2,500
O 2 W Gettysburg	13-0 2,500
O 9 W Dartmouth	14-7 6,000
O 16 W NC State	41-0 3,500
O 23 W Lebanon Valley	109-7 2,500
O 30 W at Pennsylvania	28-7 30,000
N 6 W Nebraska	20-0 9,000
N 13 T at Lehigh	7-7 5,000
N 25 T at Pittsburgh	0-0

1921	8-0-2
Coach: Hugo Bezdek	
Captain: George Snell	
S 24 W Lebanon Valley	53-0 2,500
O 1 W Gettysburg	24-0 2,500
O 8 W NC State	35-0 3,000
O 15 W Lehigh	28-7 4,000
O 22 T at Harvard	21-21 30,000
O 29 W Georgia Tech	28-7 30,000 (New York, Polo Grounds)
N 5 W Carnegie Tech	28-7 6,000
N 12 W Navy	13-7 25,000 (Philadelphia, Franklin Field)
N 24 T at Pittsburgh	0-0 34,000
D 3 W at Washington	21-7 35,000

1922	6-4-1
Coach: Hugo Bezdek	
Captain: Newsh Bentz	
S 23 W St. Bonaventure	54-0 3,000
S 30 W William & Mary	27-7 3,000
O 7 W Gettysburg	20-0 3,000
O 14 W Lebanon Valley	32-6 3,000
O 21 W Middlebury	33-0 4,000
O 28 T Syracuse	0-0 25,000 (New York, Polo Grounds)
N 3 L Navy	0-14 30,000 (Washington, D.C., American League Park)
N 11 W Carnegie Tech	10-0 17,000
N 18 L at Pennsylvania	6-7 50,000
N 30 L at Pittsburgh	0-14 35,000
J 1 L USC (Rose Bowl)	3-14 43,000

1923	6-2-1
Coach: Hugo Bezdek	
Captain: Joe Bedenk	
S 29 W Lebanon Valley	58-0 3,000
O 6 W NC State	16-0 3,000
O 13 W Gettysburg	20-0 3,000
O 20 W Navy	21-3 20,000
O 27 T West Virginia	13-13 50,000 (New York, Yankee Stadium)
N 3 L at Syracuse	0-10 25,000
N 10 W Georgia Tech	7-0 10,000
N 17 W at Pennsylvania	21-0 56,000
N 29 L at Pittsburgh	3-20 33,000

1924	6-3-1
Coach: Hugo Bezdek	
Captain: Baz Gray	
S 27 W Lebanon Valley	47-3 3,500
O 4 W NC State	51-6 3,500
O 11 W Gettysburg	26-0 6,000
O 18 L at Georgia Tech	13-15 6,000
O 25 L Syracuse	6-10
N 1 W at Navy	6-0
N 8 W Carnegie Tech	22-7 7,000
N 15 T at Pennsylvania	0-0 52,000
N 22 W Marietta	28-0 3,500
N 27 L at Pittsburgh	3-24 33,000

1925	4-4-1
Coach: Hugo Bezdek	
Captain: Baz Gray	
S 26 W Lebanon Valley	14-0 3,500
O 3 W Franklin & Marshall	13-0 3,500
O 10 L Georgia Tech	7-16 8,000 (New York, Yankee Stadium)
O 17 W Marietta	13-0 3,500
O 24 W Michigan State	13-6 4,000
O 31 L at Syracuse	0-7
N 7 T Notre Dame	0-0 20,000
N 14 L at West Virginia	0-14 20,000
N 26 L at Pittsburgh	7-23 34,715

1926	5-4
Coach: Hugo Bezdek	
Captain: Ken Weston	
S 25 W Susquehanna	82-0 3,500
O 2 W Lebanon Valley	35-0 3,500
O 9 W Marietta	48-6 4,000
O 16 L at Notre Dame	0-28 28,000
O 23 L Syracuse	0-10 8,000
O 30 W George Washington	20-12 3,500
N 6 L at Pennsylvania	0-3 55,000
N 13 W Bucknell	9-0 6,000
N 25 L at Pittsburgh	6-24 42,915

1927	6-2-1
Coach: Hugo Bezdek	
Captain: Johnny Roepke	
S 24 W Lebanon Valley	27-0 3,500
O 1 W Gettysburg	34-13 4,000
O 8 L Bucknell	7-13 5,000
O 15 W at Pennsylvania	20-0 60,000
O 22 W at Syracuse	9-6 25,000
O 29 W Lafayette	40-6 11,000
N 5 W George Washington	13-0 3,500
N 12 T NYU	13-13 9,000
N 24 L at Pittsburgh	0-30 57,051

1928	3-5-1
Coach: Hugo Bezdek	
Captains: Don Greenshields, Steve Hamas	
S 29 W Lebanon Valley	25-0 4,000
O 6 W Gettysburg	12-0 5,000
O 13 L Bucknell	0-6 12,000
O 20 L at Pennsylvania	0-14 65,000
O 27 T Syracuse	6-6 15,000
N 3 L Notre Dame	0-9 35,000 (Philadelphia, Franklin Field)
N 10 W George Washington	50-0 5,000
N 17 L at Lafayette	0-7
N 29 L at Pittsburgh	0-26 32,209

1929	6-3
Coach: Hugo Bezdek	
Captain: Jack Martin	
S 28 W Niagara	16-0 4,000
O 5 W Lebanon Valley	15-0 4,000
O 12 W Marshall	26-7 5,000
O 19 L at NYU	0-7 35,000
O 26 W Lafayette	6-3 10,000
N 2 W at Syracuse	6-4
N 9 W at Pennsylvania	19-7 60,000
N 16 L Bucknell	6-27 12,000
N 28 L at Pittsburgh	7-20 25,755

1930	3-4-2
Coach: Bob Higgins	
Captain: Frank Diedrich	
S 27 W Niagara	31-14 4,000
O 4 W Lebanon Valley	27-0 4,000
O 11 W Marshall	65-0 5,000
O 18 T at Lafayette	0-0
O 25 L Colgate	0-40 8,000
N 1 L at Bucknell	7-19
N 8 T Syracuse	0-0 7,000
N 15 L at Iowa	0-19 20,000
N 26 L at Pittsburgh	12-19 15,816

1931	2-8
Coach: Bob Higgins	
Captain: George Lasich	
S 26 L Waynesburg	0-7 3,000
O 3 W Lebanon Valley	19-6 4,000
O 10 L at Temple	0-12 20,000
O 17 L Dickinson	6-10 5,000
O 24 L at Syracuse	0-7
O 31 L Pittsburgh	6-41 7,000
N 8 L Colgate	7-32 5,000
N 14 L at Lafayette	0-33
N 21 L at West Virginia	0-19 6,500
N 28 W Lehigh	31-0 2,500 (Philadelphia, Franklin Field)

1932	2-5
Coach: Bob Higgins	
Captain: George Collins	
O 1 W Lebanon Valley	27-0 2,500
O 8 L Waynesburg	6-7 4,000
O 15 L at Harvard	13-46 15,000
O 22 L Syracuse	6-12 6,000
O 29 L at Colgate	0-31 4,000
N 5 W Sewanee (U. of the South)	18-6 5,500
N 12 L at Temple	12-13 15,000

HISTORY & HONORS

1933 3-3-1

Coach: Bob Higgins
Captain: Tom Slusser

O 7 W	Lebanon Valley.....	32-6	3,000
O 14 L	Muhlenberg.....	0-3	4,000
O 21 W	Lehigh.....	33-0	5,000
O 28 L	at Columbia.....	0-33	
N 4 L	at Syracuse.....	6-12	
N 11 W	Johns Hopkins.....	40-6	5,000
N 18 T	at Pennsylvania.....	6-6	20,000

1934 4-4

Coach: Bob Higgins
Captain: M.B. Morrison

O 6 W	Lebanon Valley.....	13-0	5,422
O 13 W	Gettysburg.....	32-6	6,797
O 20 W	at Lehigh.....	31-0	
O 27 L	at Columbia.....	7-14	
N 3 L	Syracuse.....	0-16	8,013
N 10 L	at Pennsylvania.....	0-3	35,000
N 17 W	Lafayette.....	25-6	5,775
N 24 L	at Bucknell.....	7-13	10,000

1935 4-4

Coach: Bob Higgins
Captain: Robert Weber

O 5 W	Lebanon Valley.....	12-6	5,848
O 12 W	Western Maryland.....	2-0	7,140
O 19 W	Lehigh.....	26-0	7,113
O 26 L	at Pittsburgh.....	0-9	17,310
N 2 L	at Syracuse.....	3-7	12,000
N 9 W	Villanova.....	27-13	8,150
N 16 L	at Pennsylvania.....	6-33	40,000
N 23 L	at Bucknell.....	0-2	8,500

1936 3-5

Coach: Bob Higgins
Captain: Chuck Cherundolo

O 3 W	Muhlenberg.....	45-0	7,535
O 10 L	Villanova.....	0-13	9,593
O 17 L	at Lehigh.....	6-7	
O 24 L	at Cornell.....	7-13	6,000
O 31 W	Syracuse.....	18-0	7,137
N 7 L	at Pittsburgh [5].....	7-34	15,692
N 14 L	at Pennsylvania [11].....	12-19	40,000
N 21 W	Bucknell.....	14-0	9,227

1937 5-3

Coach: Bob Higgins
Captains: Sam Donato, John Economos

S 25 L	at Cornell.....	19-26	6,000
O 2 W	Gettysburg.....	32-6	8,919
O 9 W	Bucknell.....	20-14	11,376
O 16 W	Lehigh.....	14-7	7,660
O 30 L	at Syracuse.....	13-19	
N 6 W	at Pennsylvania.....	7-0	50,000
N 13 W	Maryland.....	21-14	7,535
N 20 L	at Pittsburgh [1].....	7-28	19,936

1938 3-4-1

Coach: Bob Higgins
Captain: Dean Hanley

O 1 W	Maryland.....	33-0	9,846
O 8 L	Bucknell.....	0-14	12,071
O 15 W	at Lehigh.....	59-6	
O 22 L	at Cornell.....	6-21	7,000
O 29 W	Syracuse.....	33-6	10,659
N 5 L	Lafayette.....	0-7	8,274
N 12 T	at Pennsylvania.....	7-7	50,000
N 19 L	at Pittsburgh [5].....	0-26	16,881

1939 5-1-2

Coach: Bob Higgins
Captain: Spike Alter

O 7 W	Bucknell.....	13-3	11,143
O 14 W	Lehigh.....	49-7	9,419
O 21 L	at Cornell [12].....	0-47	5,099
O 28 T	at Syracuse.....	6-6	
N 4 W	Maryland.....	12-0	7,690
N 11 W	at Pennsylvania.....	10-0	40,000
N 18 T	at Army.....	14-14	7,412
N 25 W	Pittsburgh.....	10-0	20,000

1940 6-1-1

Coach: Bob Higgins
Captain: Leon Gajeccki

O 5 W	Bucknell.....	9-0	12,091
O 12 W	West Virginia.....	17-13	10,574
O 19 W	at Lehigh.....	34-0	
O 26 W	at Temple.....	18-0	13,078
N 2 W	[18] South Carolina.....	12-0	9,346
N 9 T	[16] at Syracuse.....	13-13	
N 16 W	[20] NYU.....	25-0	9,449
N 23 L	[20] at Pittsburgh.....	7-20	30,083

1941 7-2

Coach: Bob Higgins
Captain: Lenny Krouse

O 4 L	at Colgate.....	0-7	23,467
	(Buffalo, Civic Stadium)		
O 11 W	Bucknell.....	27-13	16,000
O 18 L	at Temple.....	0-14	25,000
O 25 W	Lehigh.....	40-6	
O 31 W	at NYU.....	42-0	10,690
	(New York, Polo Grounds)		
N 8 W	Syracuse [18].....	34-19	16,000
N 15 W	West Virginia.....	7-0	
N 22 W	at Pittsburgh.....	31-7	30,696
N 29 W	at South Carolina.....	19-12	

1942 6-1-1

Coach: Bob Higgins
Captain: Lou Palazzi

O 3 W	Bucknell.....	14-7	10,303
O 10 W	at Lehigh.....	19-3	
O 17 T	at Cornell.....	0-0	5,000
O 24 W	Colgate.....	13-10	11,510
O 31 L	at West Virginia.....	0-24	12,000
N 7 W	Syracuse.....	18-13	8,856
N 14 W	at Pennsylvania [17].....	13-7	50,000
N 21 W	Pittsburgh.....	14-6	11,710

Final Ranking: AP 19th

1943 5-3-1

Coach: Bob Higgins
Captain: John Jaffurs

S 25 W	Bucknell.....	14-0	6,639
O 2 L	at North Carolina.....	0-19	9,983
O 9 T	Colgate.....	0-0	6,933
O 16 L	at Navy [3].....	6-14	
O 23 W	at Maryland.....	45-0	5,000
O 30 W	West Virginia.....	32-7	4,494
N 6 L	at Cornell.....	0-13	6,617
N 13 W	Temple.....	13-0	4,142
N 20 W	at Pittsburgh.....	14-0	12,242

1944 6-3

Coach: Bob Higgins
Captain: John Chuckran

S 30 W	Muhlenberg.....	58-13	2,799
O 7 L	at Navy.....	14-55	
O 14 W	Bucknell.....	20-6	4,753
O 21 W	at Colgate.....	6-0	3,000
O 28 L	West Virginia.....	27-28	5,534
N 4 W	at Syracuse.....	41-0	
N 11 W	at Temple.....	7-6	12,000
N 18 W	Maryland.....	34-19	
N 25 L	at Pittsburgh.....	0-14	8,840

1945 5-3

Coach: Bob Higgins
Captain: None

S 29 W	Muhlenberg.....	47-7	5,048
O 6 W	Colgate.....	27-7	9,619
O 13 L	at Navy [2].....	0-28	16,148
O 20 W	at Bucknell.....	46-7	5,319
N 3 W	Syracuse.....	26-0	8,505
N 10 W	Temple.....	27-0	13,135
N 17 L	[12] at Michigan State.....	0-33	
N 24 L	at Pittsburgh.....	0-7	11,354

1946 6-2

Coach: Bob Higgins
Captains: Red Moore, Bucky Walters

O 5 W	Bucknell.....	48-6	12,401
O 12 W	at Syracuse.....	9-0	12,000
O 19 L	Michigan State.....	16-19	17,149
O 26 W	at Colgate.....	6-2	13,500
N 2 W	Fordham.....	68-0	10,305
N 9 W	Temple.....	26-0	13,536
N 16 W	at Navy.....	12-7	22,000
N 23 L	at Pittsburgh.....	7-14	42,124

1947 9-0-1

Coach: Bob Higgins
Captains: John Nolan, John Potsklan

S 20 W	Washington State.....	27-6	16,000
	(Hershey, HersheyPark Stadium)		
O 4 W	Bucknell.....	54-0	12,294
O 11 W	[12] at Fordham.....	75-0	
O 18 W	[9] Syracuse.....	40-0	16,632
O 25 W	[9] West Virginia.....	21-14	20,313
N 1 W	[7] Colgate.....	46-0	14,014
N 8 W	[7] at Temple.....	7-0	20,000
N 15 W	[8] Navy.....	20-7	25,000
	(Baltimore, Memorial Stadium)		
N 22 W	[5] at Pittsburgh.....	29-0	47,822
J 1 T	[4] SMU [3].....	13-13	43,000
	(Cotton Bowl)		

Final Ranking: AP 4th

1948 7-1-1

Coach: Bob Higgins
Captain: Joe Colone

O 2 W	Bucknell.....	35-0	14,423
O 8 W	[10] at Syracuse.....	34-14	14,000
O 16 W	[9] West Virginia.....	37-7	17,814
O 23 T	[8] Michigan State [19].....	14-14	24,579
O 30 W	[12] at Colgate.....	32-13	10,000
N 6 W	[14] at Pennsylvania [7].....	13-0	71,180
N 13 W	[5] Temple.....	47-0	16,555
N 20 L	[6] at Pittsburgh.....	0-7	49,444
N 27 W	[18] at Washington State.....	7-0	18,000
	(Tacoma, Tacoma Stadium)		

Final Ranking: AP 18th

1949 5-4

Coach: Joe Bedenk
Captains: Bob Hicks, Neg Norton

S 24 L	Villanova.....	6-27	22,080
O 1 L	at Army.....	7-42	27,000
O 8 W	Boston College.....	32-14	18,041
O 15 W	Nebraska.....	22-7	23,956
O 22 L	at Michigan State [15].....	0-24	44,746
O 29 W	Syracuse.....	33-21	18,758
N 5 W	at West Virginia.....	34-14	21,000
N 12 W	at Temple.....	28-7	18,000
N 19 L	at Pittsburgh.....	0-19	43,308

1950 5-3-1

Coach: Rip Engle
Captain: Owen Dougherty

S 30 W	Georgetown.....	34-14	16,617
O 7 L	at Army [4].....	7-41	26,252
O 14 L	at Syracuse.....	7-27	17,500
O 21 L	at Nebraska.....	0-19	38,000
O 28 T	Temple.....	7-7	20,782
N 4 W	at Boston College.....	20-13	8,000
N 11 W	West Virginia.....	27-0	16,338
N 18 W	Rutgers.....	18-14	15,299
D 2 W	at Pittsburgh.....	21-20	12,250
	(Forbes Field)		

1951 5-4

Coach: Rip Engle
Captains: Art Betts, Len Shephard

S 29 W	Boston.....	40-34	15,536
O 6 L	Villanova.....	14-20	
	(Allentown, Allentown High School Stadium)		
O 13 W	at Nebraska.....	15-7	39,000
O 20 L	Michigan State [3].....	21-32	30,321
O 27 W	West Virginia.....	13-7	17,206
N 3 L	at Purdue.....	0-28	21,000
N 10 W	Syracuse.....	32-13	16,612
N 17 W	at Rutgers.....	13-7	15,000
N 24 L	at Pittsburgh.....	7-13	22,771

1952 7-2-1

Coach: Rip Engle
Captains: Joe Gratson, Stewart Scheetz

S 20 W	Temple.....	20-13	15,889
S 27 T	Purdue.....	20-20	20,506
O 4 W	William & Mary.....	35-23	22,848
O 11 W	[20] at West Virginia.....	35-21	18,500
O 18 W	[19] Nebraska.....	10-0	28,551
O 25 L	[17] at Michigan State [1].....	7-34	51,162
N 1 W	at Pennsylvania [17].....	14-7	67,000
N 8 L	[15] at Syracuse.....	7-25	16,000
N 15 W	Rutgers.....	7-6	15,957
N 22 W	at Pittsburgh [16].....	17-0	53,766

1953 6-3

Coach: Rip Engle
Captains: Don Malinak, Tony Rados

S 26 L	at Wisconsin.....	0-20	49,000
O 3 L	at Pennsylvania.....	7-13	51,000
O 10 W	at Boston.....	35-13	12,000
O 17 W	Syracuse.....	20-14	20,712
O 24 W	TCU.....	27-21	27,966
O 31 L	West Virginia [5].....	19-20	24,670
N 7 W	Fordham.....	28-21	13,897
N 14 W	at Rutgers.....	54-26	9,500
N 21 W	at Pittsburgh.....	17-0	39,642

1954 7-2

Coach: Rip Engle
Captains: Don Balthasar, Jim Garrity

S 25 W	at Illinois [6].....	14-12	54,094
O 2 W	[10] at Syracuse.....	13-0	18,000
O 9 W	[12] Virginia.....	34-7	21,820
O 16 L	[9] West Virginia [14].....	14-19	32,384
O 23 L	at TCU [20].....	7-20	15,000
O 30 W	at Pennsylvania.....	35-13	33,125
N 6 W	Holy Cross.....	39-7	25,383
N 13 W	Rutgers.....	37-14	16,623
N 20 W	at Pittsburgh.....	13-0	47,266

Final Rankings: AP 20th, UPI 16th

1955 5-4

Coach: Rip Engle
Captains: Otto Kneidinger, Frank Reich

S 24 W	Boston.....	35-0	20,150
O 1 L	[18] at Army [6].....	6-35	24,200
O 8 W	Virginia.....	26-7	20,000
	(Richmond, City Stadium)		
O 15 L	Navy [8].....	14-34	32,209
O 22 L	at West Virginia [8].....	7-21	34,400
O 29 W	at Pennsylvania.....	20-0	28,000
N 5 W	Syracuse [18].....	21-20	30,321
N 12 W	at Rutgers.....	34-13	12,000
N 19 L	Pittsburgh [15].....	0-20	29,361

1956 6-2-1

Coach: Rip Engle
Captain: Sam Valentine

S 29 W	at Pennsylvania.....	34-0	23,390
O 8 L	at Army [15].....	7-14	24,195
O 13 W	Holy Cross.....	43-0	25,828
O 20 W	at Ohio State [5].....	7-6	82,584
O 27 W	[18] West Virginia.....	16-6	29,244
N 3 L	[12] at Syracuse [17].....	9-13	35,475
N 10 W	Boston.....	40-7	29,094
N 17 W	NC State.....	14-7	22,864
N 24 T	at Pittsburgh [14].....	7-7	51,308

HISTORY & HONORS

1957	6-3
Coach: Rip Engle	
Captain: Joe Sabol	
S 28 W [19] at Pennsylvania	19-14 21,150
O 5 L Army [12]	13-27 31,979
O 12 W William & Mary	21-13 30,462
O 19 L Vanderbilt	20-32 26,781
O 26 W at Syracuse	20-12 35,000
N 2 W West Virginia	27-6 28,712
N 9 W at Marquette	20-7 4,719
N 16 W at Holy Cross	14-10 18,000
N 23 L at Pittsburgh	13-14 44,710

1958	6-3-1
Coach: Rip Engle	
Captain: Steve Garban	
S 20 L at Nebraska	7-14 30,000
S 27 W at Pennsylvania	43-0 19,549
O 4 L at Army [5]	0-26 27,250
O 11 W Marquette	40-8 22,000
O 18 W at Boston	34-0 11,000
O 25 L Syracuse	6-14 27,000
N 1 W Furman	36-0 28,000
N 8 T at West Virginia	14-14 26,000
N 15 W Holy Cross	32-0 20,000
N 27 W at Pittsburgh [19]	25-21 39,479

1959	9-2
Coach: Rip Engle	
Captain: Pat Botula	
S 19 W at Missouri	19-8 28,000
S 26 W [18] VMI	21-0 19,800
O 3 W Colgate	58-20
O 10 W [16] at Army	17-11 27,500
O 17 W [10] Boston	21-12
O 24 W [8] Illinois [13]	20-9 15,045 (Cleveland, Municipal Stadium)
O 31 W [7] at West Virginia	28-10
N 7 L [7] Syracuse [4]	18-20 34,000
N 14 W [10] Holy Cross	46-0
N 21 L [7] at Pittsburgh	7-22 46,104
D 19 W [12] Alabama [10]	7-0 36,211 (Liberty Bowl; Philadelphia, Municipal Stadium)

Final Rankings: AP 12th, UPI 14th

1960	7-3
Coach: Rip Engle	
Captain: Hank Oppermann	
S 17 W [19] Boston	20-0 22,559
O 1 L [20] Missouri [19]	8-21 33,613
O 8 W at Army [18]	27-16 27,150
O 15 L [20] at Syracuse [4]	15-21 40,617
O 22 L at Illinois	8-10 51,459
O 29 W West Virginia	34-13 37,715
N 5 W Maryland	28-9 30,126
N 12 W at Holy Cross	33-8 14,856
N 19 W at Pittsburgh	14-3 45,023
D 17 W [16] Oregon	41-12 16,697 (Liberty Bowl; Philadelphia, Municipal Stadium)

Final Ranking: AP 16th

1961	8-3
Coach: Rip Engle	
Captain: Jim Smith	
S 23 W [7] Navy	20-10 38,437
S 29 L [8] at Miami (Fla.)	8-25 45,687
O 6 W at Boston	32-0 10,150
O 14 L Army	6-10 45,306
O 21 W Syracuse	14-0 44,674
O 28 W California	33-16 32,497
N 4 L at Maryland	17-21 34,000
N 11 W at West Virginia	20-6 30,000
N 18 W Holy Cross	34-14 32,746
N 25 W at Pittsburgh	47-26 37,261
D 30 W [17] Georgia Tech	30-15 50,000 (Gator Bowl)

Final Rankings: AP 17th, UPI 19th

1962	9-2
Coach: Rip Engle	
Captain: Joe Galardi	
S 22 W [9] Navy	41-7 42,653
S 29 W [4] Air Force	20-6 45,200
O 6 W [4] at Rice	18-7 35,982
O 13 L [3] at Army	6-9 31,000
O 20 W Syracuse	20-19 48,356
O 27 W at California	23-21 31,500
N 3 W Maryland	23-7 41,834
N 10 W West Virginia	34-6 33,212
N 17 W at Holy Cross	48-20 11,825
N 24 W [9] at Pittsburgh	16-0 45,149
D 29 L [9] Florida (Gator Bowl)	7-17 45,248

Final Rankings: AP 9th, UPI 9th

1963	7-3
Coach: Rip Engle	
Captain: Ralph Baker	
S 21 W at Oregon	17-7 33,220
S 28 W UCLA	17-14 36,327
O 5 W Rice	28-7 38,275
O 12 L [9] Army	7-10 49,389
O 19 L at Syracuse	0-9 39,209
O 26 W West Virginia	20-9 45,159
N 2 W at Maryland	17-15 35,500
N 9 W at Ohio State [10]	10-7 83,519
N 16 W Holy Cross	28-14 24,644
D 7 L at Pittsburgh [4]	21-22 51,477

Final Ranking: UPI 16th

1964	6-4
Coach: Rip Engle	
Captain: Bill Bowes	
S 19 L Navy [10]	8-21 44,800
S 26 L at UCLA	14-21 34,636
O 3 L Oregon	14-22 44,803
O 10 W at Army	6-2 32,268
O 17 L Syracuse [7]	14-21 47,998
O 24 W at West Virginia	37-8 26,000
O 31 W Maryland	17-9 33,500
N 7 W at Ohio State [2]	27-0 84,279
N 14 W at Houston	24-7 25,000
N 21 W Pittsburgh	28-0 50,144

Final Ranking: UPI 14th

1965	5-5
Coach: Rip Engle	
Captain: Bob Andronici	
S 25 L Michigan State	0-23 46,121
O 2 L UCLA	22-24 46,429
O 9 W at Boston College	17-0 24,300
O 16 L at Syracuse	21-28 39,000
O 23 W West Virginia	44-6 44,230
O 30 L at California	17-21 36,418
N 6 W Kent State	21-6 30,323
N 13 W Navy	14-6 47,163
N 20 L at Pittsburgh	27-30 35,576
D 4 W at Maryland	19-7 24,000

1966	5-5
Coach: Joe Paterno	
Captains: Mike Irwin, John Runnells	
S 17 W Maryland	15-7 40,911
S 24 L at Michigan State [1]	8-42 64,860
O 1 L at Army	0-11 31,112
O 8 W Boston College	30-21 30,924
O 15 L at UCLA [4]	11-49 37,271
O 22 W at West Virginia	38-6 15,835
O 29 W California	33-15 33,332
N 5 L Syracuse	10-12 45,126
N 12 L at Georgia Tech [5]	0-21 50,172
N 19 W at Pittsburgh	48-24 30,467

1967	8-2-1
Coach: Joe Paterno	
Captains: Bill Lenkaitis, Jim Litterelle	
S 23 L at Navy	22-23 20,101
S 29 W at Miami (Fla.)	17-8 39,516
O 7 L UCLA [3]	15-17 46,007
O 14 W at Boston College	50-28 15,500
O 21 W West Virginia	21-14 44,460
O 28 W at Syracuse	29-20 41,750
N 4 W at Maryland	38-3 34,700
N 11 W NC State [3]	13-8 46,497
N 18 W Ohio	35-14 29,556
N 25 W Pittsburgh	42-6 36,008
D 30 T Florida State (Gator Bowl)	17-17 68,019

Final Ranking: AP 10th

1968	11-0
Coach: Joe Paterno	
Captains: John Kulka, Mike Reid, Steve Smear	
S 21 W [10] Navy	31-6 49,273
S 28 W [4] Kansas State	25-9 45,024
O 5 W [3] at West Virginia	31-20 34,500
O 12 W [3] at UCLA	21-6 35,772
O 26 W [4] at Boston College	29-0 25,272
N 2 W [4] Army	28-24 49,653
N 9 W [4] Miami (Fla.)	22-7 50,132
N 16 W [3] at Maryland	57-13 30,000
N 23 W [3] at Pittsburgh	65-9 31,224
D 7 W [3] Syracuse	30-12 41,393
J 1 W [3] Kansas [6]	15-14 77,719 (Orange Bowl)

Final Rankings: AP 2nd, UPI 3rd

1969	11-0
Coach: Joe Paterno	
Captains: Tom Jackson, Mike Reid, Steve Smear	
S 20 W [3] at Navy	45-22 28,796
S 27 W [2] Colorado	27-3 51,402
O 4 W [2] at Kansas State	17-14 37,000
O 11 W [5] West Virginia [17]	20-0 52,713
O 18 W [5] at Syracuse	15-14 42,291
O 25 W [8] Ohio	42-3 49,069
N 1 W [5] Boston College	38-16 46,652
N 15 W [5] Maryland	48-0 46,106
N 22 W [4] at Pittsburgh	27-7 39,517
N 29 W [3] at NC State	33-8 24,150
J 1 W [2] Missouri [6]	10-3 77,282 (Orange Bowl)

Final Rankings: AP 2nd, UPI 2nd

1970	7-3
Coach: Joe Paterno	
Captains: Jack Ham, Warren Koegel	
S 19 W [7] Navy	55-7 48,566
S 26 L [4] at Colorado [18]	13-41 42,850
O 3 L [16] at Wisconsin	16-29 55,204
O 10 W at Boston College	28-3 25,252
O 17 L Syracuse	7-24 50,540
O 24 W at Army	38-14 41,062
O 31 W West Virginia	42-8 49,932
N 7 W at Maryland	34-0 23,400
N 14 W Ohio	32-22 43,000
N 21 W [20] Pittsburgh	35-15 50,017

Final Rankings: AP 18th, UPI 19th

1971	11-1
Coach: Joe Paterno	
Captains: Dave Joyner, Charlie Zapiec	
S 18 W [14] at Navy	56-3 26,855
S 25 W [12] at Iowa	44-14 44,303
O 2 W [9] Air Force	16-14 50,459
O 9 W [9] Army	42-0 49,887
O 16 W [9] at Syracuse	31-0 41,382
O 23 W [7] TCU	66-14 51,896
O 30 W [6] at West Virginia	35-7 37,000
N 6 W [6] Maryland	63-27 50,144
N 13 W [5] NC State	35-3 50,477
N 20 W [6] at Pittsburgh	55-18 39,539
D 4 L [5] at Tennessee [12]	11-31 59,542
J 1 W [10] Texas [12]	30-6 72,000 (Cotton Bowl)

Final Rankings: AP 5th, UPI 11th

1972	10-2
Coach: Joe Paterno	
Captains: Gregg Ducatte, Jim Heller, John Hufnagel, Carl Schaukowitz	
S 16 L [6] at Tennessee [7]	21-28 71,647
S 23 W [11] Navy	21-10 50,547
S 30 W [13] Iowa	14-10 58,065
O 7 W [16] at Illinois	35-17 60,349
O 14 W [15] at Army	45-0 42,352
O 21 W [12] Syracuse	17-0 60,465
O 28 W [11] at West Virginia [18]	28-19 37,000
N 4 W [10] Maryland	46-16 58,171
N 11 W [10] NC State	37-22 54,274
N 18 W [6] at Boston College	45-26 23,119
N 25 W [6] Pittsburgh	49-27 38,600
D 31 L [5] Oklahoma [2]	0-14 80,123 (Sugar Bowl)

Final Rankings: AP 10th, UPI 8th

1973	12-0
Coach: Joe Paterno	
Captains: John Cappelletti, Randy Crowder, Mark Markovich, Ed O'Neil	
S 15 W [7] at Stanford	20-6 57,000
S 22 W [7] at Navy	39-0 28,383
S 29 W [6] Iowa	27-8 59,980
O 6 W [7] at Air Force	19-9 37,077
O 13 W [7] Army	54-3 58,194
O 20 W [5] at Syracuse	49-6 27,595
O 27 W [5] West Virginia	62-14 59,138
N 3 W [6] at Maryland	42-22 44,135
N 10 W [6] NC State	35-29 59,424
N 17 W [6] Ohio	49-10 51,804
N 24 W [6] Pittsburgh [20]	35-13 56,600
J 1 W [6] LSU [13] (Orange Bowl)	16-9 60,477

Final Rankings: AP 5th, UPI 5th

1974	10-2
Coach: Joe Paterno	
Captains: Jack Baiorunos, Jim Bradley	
S 14 W [8] Stanford [20]	24-20 58,200
S 21 L [8] Navy	6-7 42,000
S 28 W [19] at Iowa	27-0 46,500
O 5 W [15] at Army	21-14 41,221
O 12 W [15] Wake Forest	55-0 56,500
O 19 W [11] Syracuse	30-14 59,100
O 26 W [10] at West Virginia	21-12 34,500
N 2 W [10] Maryland [15]	24-17 60,125
N 9 L [7] at NC State	7-12 47,700
N 16 W [11] Ohio	35-16 58,700
N 28 W [10] at Pittsburgh [18]	31-10 48,895 (Three Rivers Stadium)
J 1 W [7] Baylor [12]	41-20 67,500 (Cotton Bowl)

Final Rankings: AP 7th, UPI 7th

1975	9-3
Coach: Joe Paterno	
Captains: Greg Buttle, John Quinn, Tom Rafferty	
S 6 W [6] at Temple	26-25 57,112 (Franklin Field)
S 13 W [10] Stanford	34-14 61,325
S 20 L [7] at Ohio State [3]	9-17 88,093
S 27 W [12] at Iowa	30-10 52,780
O 4 W [10] Kentucky	10-3 60,225
O 11 W [9] West Virginia [10]	39-0 59,658
O 18 W [9] at Syracuse	19-7 28,153
O 25 W [9] Army	31-1-0 59,381
N 1 W [9] at Maryland [14]	15-13 59,973
N 8 L [8] NC State	14-15 59,536
N 22 W [10] at Pittsburgh [17]	7-6 46,846 (Three Rivers Stadium)
D 31 L [8] Alabama [4]	6-13 75,212 (Sugar Bowl)

Final Rankings: AP 10th, UPI 10th

HISTORY & HONORS

1976 7-5

Coach: Joe Paterno
Captains: Kurt Allerman, John Andress, Chuck Benjamin, Brad Benson, Ron Crosby, George Reihner, Bernard Robinson
 S 11 W [10] Stanford 15-12 61,645
 S 18 L [7] Ohio State [2] 7-12 62,503
 S 25 L [11] Iowa 6-7 61,268
 O 2 L [20] at Kentucky 6-22 57,723
 O 9 W Army 38-16 60,436
 O 16 W Syracuse 27-3 61,474
 O 23 W at West Virginia 33-0 37,762
 O 30 W at Temple 31-30 42,005
 (Veterans Stadium)
 N 6 W NC State 41-20 60,426
 N 13 W at Miami (Fla.) 21-7 19,627
 N 26 L [17] at Pittsburgh [1] 7-24 50,360
 (Three Rivers Stadium)
 D 27 L [20] Notre Dame [15] 9-20 67,827
 (Gator Bowl)

1977 11-1

Coach: Joe Paterno
Captains: John Dunn, Steve Geise, Ron Hostetler, Randy Sidler
 S 2 W [13] at Rutgers 45-7 64,790
 (E. Rutherford, N.J., Giants Stadium)
 S 17 W [10] Houston [9] 31-14 62,554
 S 24 W [5] Maryland 27-9 62,079
 O 1 L [4] Kentucky 20-24 62,196
 O 8 W [10] Utah State 16-7 62,015
 O 15 W [10] at Syracuse 31-24 27,029
 O 22 W [10] West Virginia 49-28 62,108
 O 29 W [9] Miami (Fla.) 49-7 61,853
 N 5 W [9] at NC State 21-17 44,800
 N 12 W [9] Temple 44-7 61,327
 N 26 W [9] at Pittsburgh [10] 15-13 56,500
 D 25 W [8] Arizona State [15] 42-30 57,766
 (Fiesta Bowl)

Final Rankings: AP 5th, UPI 4th

1978 11-1

Coach: Joe Paterno
Captains: Chuck Fusina, Paul Suhey
 S 1 W [3] at Temple 10-7 53,103
 (Veterans Stadium)
 S 9 W [3] Rutgers 26-10 77,154
 S 16 W [5] at Ohio State [6] 19-0 88,202
 S 23 W [3] SMU 26-21 77,704
 S 30 W [5] TCU 58-0 76,832
 O 7 W [5] at Kentucky 30-0 58,068
 O 21 W [2] Syracuse 45-15 77,827
 O 28 W [2] at West Virginia 49-21 34,010
 N 4 W [2] Maryland [5] 27-3 78,019
 N 11 W [2] NC State 19-10 77,043
 N 24 W [1] Pittsburgh [15] 17-10 77,465
 J 1 L [1] Alabama [2] 7-14 76,824
 (Sugar Bowl)

Final Rankings: AP 4th, UPI 4th

1979 8-4

Coach: Joe Paterno
Captains: Lance Mehl, Matt Millen, Irv Pankey
 S 15 W [7] Rutgers 45-10 77,309
 S 22 L [6] Texas A&M 14-27 77,575
 S 29 L [18] at Nebraska [6] 17-42 76,151
 O 6 W at Maryland 27-7 52,348
 O 13 W Army 24-3 77,157
 O 20 W at Syracuse 35-7 53,789
 (E. Rutherford, N.J., Giants Stadium)
 O 27 W West Virginia 31-6 77,923
 N 3 L [20] Miami (Fla.) 10-26 75,332
 N 10 W at NC State 9-7 51,200
 N 17 W Temple [18] 22-7 76,000
 D 1 L [19] Pittsburgh [11] 14-29 76,958
 D 22 W Tulane [15] 9-6 50,021
 (Liberty Bowl; Memphis)

Final Rankings: AP 20th, UPI 18th

1980 10-2

Coach: Joe Paterno
Captains: Bob Jagers, Greg Jones
 S 6 W [18] Colgate 54-10 78,926
 S 20 W [12] at Texas A&M 25-9 66,234
 S 27 L [11] Nebraska [3] 7-21 84,585
 O 4 W [17] at Missouri [9] 29-21 75,298
 O 11 W [14] at Maryland 24-10 48,123
 O 18 W [12] Syracuse 24-7 84,000
 O 25 W [13] at West Virginia 20-15 49,000
 N 1 W [13] Miami (Fla.) 27-12 83,661
 N 8 W [10] NC State 21-13 83,847
 N 15 W [9] at Temple 50-7 49,313
 (Veterans Stadium)
 N 28 L [5] Pittsburgh [4] 9-14 82,459
 D 26 W [10] Ohio State [11] 31-19 66,738
 (Fiesta Bowl)

Final Rankings: AP 8th, UPI 8th

1981 10-2

Coach: Joe Paterno
Captains: Sean Farrell, Chet Parlavecchio, Leo Wisniewski
 S 12 W [9] Cincinnati 52-0 84,342
 S 26 W [3] at Nebraska [15] 30-24 76,308
 O 3 W [2] Temple 30-0 84,562
 O 10 W [2] Boston College 38-7 84,473
 O 17 W [2] at Syracuse 41-16 50,037
 O 24 W [1] West Virginia 30-7 85,012
 O 31 L [1] at Miami (Fla.) 14-17 32,117
 N 7 W [6] at NC State 22-15 48,800
 N 14 L [5] Alabama [6] 16-31 85,133
 N 21 W [13] Notre Dame 24-21 84,175
 N 28 W [11] at Pittsburgh [1] 48-14 60,260
 J 1 W [7] USC [8] 26-10 71,053
 (Fiesta Bowl)

Final Rankings: AP 3rd, UPI 3rd

1982 11-1

Coach: Joe Paterno
Captains: Walker Lee Ashley, Ken Kelley, Stuart McMunn, Pete Speros
 S 4 W [8] Temple 31-14 80,000
 S 11 W [7] Maryland 39-31 84,597
 S 18 W [8] Rutgers 49-14 83,268
 S 25 W [8] Nebraska [2] 27-24 85,304
 O 9 L [3] at Alabama [4] 21-42 76,821
 (Birmingham, Legion Field)
 O 16 W [8] Syracuse 28-7 84,762
 O 23 W [9] at West Virginia [13] 24-0 60,958
 O 30 W [8] at Boston College 52-17 33,205
 N 6 W [7] NC State 54-0 84,837
 N 13 W [5] at Notre Dame [13] 24-14 59,075
 N 26 W [2] Pittsburgh [5] 19-10 85,522
 J 1 W [2] Georgia [1] 27-23 78,124
 (Sugar Bowl)

Final Rankings: AP 1st, UPI 1st

1983 8-4-1

Coach: Joe Paterno
Captains: Ron Heller, Kenny Jackson, Scott Radevic, Mark Robinson
 A 29 L [4] Nebraska [1] 6-44 71,123
 (E. Rutherford, N.J., Giants Stadium)
 S 10 L [20] Cincinnati 3-14 83,683
 S 17 L Iowa [13] 34-42 84,628
 S 24 W at Temple 23-18 35,760
 (Veterans Stadium)
 O 1 W at Rutgers 36-25 32,804
 (E. Rutherford, N.J., Giants Stadium)
 O 8 W Alabama [3] 34-28 85,614
 O 15 W at Syracuse 17-6 50,010
 O 22 W West Virginia [4] 41-23 86,309
 O 29 L at Boston College [19] 17-27 56,188
 (Foxboro, Sullivan Stadium)

N 5 W Brown 38-21 84,670
 N 12 W Notre Dame 34-30 85,899
 N 19 T at Pittsburgh [17] 24-24 60,283
 D 26 W [22] Washington 13-10 37,212
 (Aloha Bowl)

Final Ranking: UPI 17th

1984 6-5

Coach: Joe Paterno
Captains: Bill Emerson, Nick Haden, Carmen Masciantonio, Stan Short, Doug Strang
 S 8 W [11] Rutgers 15-12 84,409
 S 15 W [12] at Iowa [5] 20-17 66,145
 S 22 W [7] William & Mary 56-18 84,704
 S 29 L [4] Texas [2] 3-28 76,883
 (E. Rutherford, N.J., Giants Stadium)
 O 6 W [11] Maryland 25-24 85,486
 O 13 L [11] at Alabama 0-6 60,210
 O 20 W [19] Syracuse 21-3 85,850
 O 27 L [19] at West Virginia [18] 14-17 64,879
 N 3 W Boston College [9] 37-30 85,690
 N 17 L at Notre Dame 7-44 59,075
 N 24 L Pittsburgh 11-31 85,499

1985 11-1

Coach: Joe Paterno
Captains: Rogers Alexander, Todd Moules, Michael Zordich
 S 7 W [19] at Maryland [7] 20-18 50,750
 S 14 W [11] Temple 27-25 84,651
 S 21 W [10] East Carolina 17-10 84,266
 S 28 W [9] at Rutgers 17-10 54,560
 (E. Rutherford, N.J., Giants Stadium)
 O 12 W [8] Alabama [10] 19-17 85,444
 O 19 W [6] at Syracuse 24-20 50,021
 O 26 W [3] West Virginia 27-0 85,534
 N 2 W [3] Boston College 16-12 82,000
 N 9 W [2] at Cincinnati 31-10 33,528
 (Riverfront Stadium)
 N 16 W [1] Notre Dame 36-6 84,000
 N 23 W [1] at Pittsburgh 31-0 60,134
 J 1 L [1] Oklahoma [3] 10-25 74,148
 (Orange Bowl)

Final Rankings: AP 3rd, UPI 3rd

1986 12-0

Coach: Joe Paterno
Captains: Shane Conlan, John Shaffer, Steve Smith, Bob White
 S 6 W [6] Temple 45-15 85,732
 S 20 W [5] at Boston College 26-14 42,329
 (Foxboro, Sullivan Stadium)
 S 27 W [7] East Carolina 42-17 84,774
 O 4 W [5] Rutgers 31-6 84,000
 O 11 W [5] Cincinnati 23-17 84,812
 O 18 W [6] Syracuse 42-3 85,512
 O 25 W [6] at Alabama [2] 23-3 60,210
 N 1 W [2] at West Virginia 19-0 59,184
 N 8 W [2] Maryland 17-15 85,561
 N 15 W [3] at Notre Dame 24-19 59,075
 N 22 W [2] Pittsburgh 34-14 85,722
 J 2 W [2] Miami (Fla.) [1] 14-10 73,098
 (Fiesta Bowl)

Final Rankings: AP 1st, UPI 1st

1987 8-4

Coach: Joe Paterno
Captains: Trey Bauer, Marques Henderson, Matt Knizner
 S 5 W [11] Bowling Green 45-19 84,574
 S 12 L [11] Alabama [19] 13-24 85,619
 S 19 W [20] Cincinnati 41-0 82,000
 S 26 W [15] at Boston College 27-17 50,267
 (Foxboro, Sullivan Stadium)
 O 3 W [14] Temple 27-13 84,000
 O 10 W [14] Rutgers 35-21 85,376
 O 17 L [10] at Syracuse [13] 21-48 50,011
 O 31 W [18] West Virginia 25-21 85,108
 N 7 W [16] at Maryland 21-16 62,500
 (Baltimore, Memorial Stadium)
 N 14 L [15] at Pittsburgh 0-10 56,500
 N 21 W Notre Dame [7] 21-20 84,000
 J 1 L [20] Clemson [14] 10-35 53,152
 (Citrus Bowl)

Final Rankings: AP 3rd, UPI 3rd, USA Today/CNN 3rd

1988 5-6

Coach: Joe Paterno
Captains: John Greene, Eddie Johnson, Keith Karpinski, Steve Wisniewski
 S 10 W [18] at Virginia 42-14 45,000
 S 17 W [16] Boston College 23-20 84,000
 S 24 L [15] Rutgers 16-21 85,531
 O 1 W at Temple 45-9 66,592
 (Veterans Stadium)
 O 8 W Cincinnati 35-9 85,693
 O 15 L Syracuse 10-24 85,916
 O 22 L at Alabama 3-8 75,808
 (Birmingham, Legion Field)
 O 29 L at West Virginia [7] 30-51 66,811
 N 5 W Maryland 17-10 78,000
 N 12 L Pittsburgh 7-14 85,701
 N 19 L at Notre Dame [1] 3-21 59,075

1989 8-3-1

Coach: Joe Paterno
Captains: Brian Chizmar, Andre Collins, Blair Thomas
 S 9 L [12] Virginia 6-14 85,956
 S 16 W Temple 42-3 84,790
 S 23 W Boston College 7-3 85,651
 S 30 W at Texas 16-12 75,232
 O 7 W at Rutgers 17-0 57,688
 (E. Rutherford, N.J., Giants Stadium)
 O 14 W [23] at Syracuse 34-12 49,876
 O 28 L [14] Alabama [6] 16-17 85,975
 N 4 W [16] West Virginia [13] 19-9 85,911
 N 11 T [13] at Maryland 13-13 61,215
 (Baltimore, Memorial Stadium)
 N 18 L [17] Notre Dame [1] 23-34 86,016
 N 25 W [22] at Pittsburgh [19] 16-13 57,158
 D 29 W [18] BYU [19] 50-39 61,113
 (Holiday Bowl)

Final Rankings: AP 15th, UPI 14th

1990 9-3

Coach: Joe Paterno
Captains: Matt McCartin, Willie Thomas, Leroy Thompson
 S 8 L [21] Texas 13-17 85,973
 S 15 L at USC [6] 14-19 70,594
 S 22 W Rutgers 28-0 85,194
 O 6 W Temple 48-10 85,874
 O 13 W Syracuse 27-21 86,002
 O 20 W at Boston College 40-21 32,000
 O 27 W at Alabama 9-0 70,123
 N 3 W [24] at West Virginia 31-19 66,461
 N 10 W [21] Maryland 24-10 83,000
 N 17 W [18] at Notre Dame [1] 24-19 59,075
 N 24 W [11] Pittsburgh 22-17 85,180
 D 28 L [7] Florida State [6] 17-24 74,021
 (Blockbuster Bowl)

Final Rankings: AP 11th, UPI 10th

1991 11-2

Coach: Joe Paterno
Captains: Mark D'Onofrio, Sam Gash, Keith Goganios, Al Golden, Darren Perry, Terry Smith
 A 28 W [7] Georgia Tech [8] 34-22 77,409
 (E. Rutherford, N.J., Giants Stadium)
 S 7 W [5] Cincinnati 81-0 94,000
 S 14 L [5] at USC 10-21 64,758
 S 21 W [12] BYU 33-7 96,304
 S 28 W [10] Boston College 28-21 95,927
 O 5 W [12] at Temple 24-7 43,808
 (Veterans Stadium)
 O 12 L [9] at Miami (Fla.) [2] 20-26 75,723
 O 19 W [10] Rutgers 37-17 95,729
 O 26 W [8] West Virginia 51-6 96,445
 N 9 W [9] at Maryland 47-7 57,416
 (Baltimore, Memorial Stadium)
 N 16 W [8] Notre Dame [12] 35-13 96,672
 N 28 W [6] at Pittsburgh 32-20 52,519
 J 1 W [6] Tennessee [10] 42-17 71,133
 (Fiesta Bowl)

Final Rankings: AP 3rd, UPI 3rd, USA Today/CNN 3rd

HISTORY & HONORS

1992 7-5

Coach: Joe Paterno
Captains: John Gerak, Reggie Givens, O.J. McDuffie, Brett Wright
 S 5 W [8] at Cincinnati 24-20 29,099
 S 12 W [10] Temple 49-8 94,892
 S 19 W [10] Eastern Michigan 52-7 94,578
 S 26 W [9] Maryland 49-13 95,891
 O 3 W [8] at Rutgers 38-24 61,562
 (E. Rutherford, N.J., Giants Stadium)
 O 10 L [7] Miami (Fla.) [2] 14-17 96,704
 O 17 L [9] Boston College [20] 32-35 96,130
 O 24 W [14] at West Virginia 40-26 66,663
 O 31 L [14] at BYU 17-30 66,016
 N 14 L [22] at Notre Dame [8] 16-17 59,075
 N 21 W [23] Pittsburgh 57-13 91,000
 J 1 L [21] Stanford [13] 3-24 45,554
 (Blockbuster Bowl)
Final Rankings: UPI 24th, USA Today/CNN 24th

1993 10-2, 6-2 (3RD B1G)

Coach: Joe Paterno
Captains: Lou Benfatti, Mike Malinoski, Brian O'Neal, Lee Rubin
 S 4 W [17] Minnesota* 38-20 95,387
 S 11 W [15] USC 21-20 95,992
 S 18 W [14] at Iowa* 31-0 70,397
 S 25 W [9] Rutgers 31-7 95,092
 O 2 W [9] at Maryland 70-7 42,008
 O 16 L [7] Michigan [18]* 13-21 96,719
 O 30 L [12] at Ohio State [3]* 6-24 95,060
 N 6 W [19] Indiana [17]* 38-31 91,000
 N 13 W [16] Illinois* 28-14 90,000
 N 20 W [14] at Northwestern* 43-21 30,355
 N 27 W [14] at Michigan State [25]* 38-37 53,482
 J 1 W [13] Tennessee [6] 31-13 72,456
 (Citrus Bowl)
Final Rankings: AP 8th, UPI 7th, USA Today/CNN 7th

1994 12-0, 8-0 (1ST B1G)

Coach: Joe Paterno
Captains: Kerry Collins, Brian Gelzheiser, Bucky Greeley, Willie Smith, Vin Stewart
 S 3 W [9] at Minnesota* 56-3 51,134
 S 10 W [9] USC [14] 38-14 96,463
 S 17 W [8] Iowa* 61-21 95,834
 S 24 W [6] Rutgers 55-27 95,379
 O 1 W [5] at Temple 48-21 38,410
 (Franklin Field)
 O 15 W [3] at Michigan [5]* 31-24 106,832
 O 29 W [1] Ohio State [21]* 63-14 97,079
 N 5 W [2] at Indiana* 35-29 47,754
 N 12 W [2] at Illinois* 35-31 72,364
 N 19 W [2] Northwestern* 45-17 96,383
 N 26 W [2] Michigan State* 59-31 96,493
 J 2 W [2] Oregon [12] (Rose Bowl) 38-20 102,247
Final Rankings: AP 2nd, UPI 2nd, USA Today/CNN 2nd

1995 9-3, 5-3 (3RD B1G)

Coach: Joe Paterno
Captains: Todd Atkins, Bobby Engram, Jeff Hartings, Terry Killens
 S 9 W [4] Texas Tech 24-23 96,035
 S 16 W [7] Temple 66-14 95,926
 S 23 W [6] at Rutgers 59-34 58,870
 (E. Rutherford, N.J., Giants Stadium)
 S 30 L [6] Wisconsin* 9-17 96,540
 O 7 L [12] Ohio State [5]* 25-28 96,655
 O 14 W [20] at Purdue* 26-23 60,445
 O 21 W [19] at Iowa [18]* 41-27 70,397
 O 28 W [16] Indiana* 45-21 96,391
 N 4 L [12] at Northwestern [6]* 10-21 49,256
 N 18 W [19] Michigan [12]* 27-17 80,000
 N 25 W [14] at Michigan State* 24-20 66,189
 J 1 W [15] Auburn [16] 43-14 65,313
 (Outback Bowl)
Final Rankings: AP 13th, UPI 12th, USA Today/CNN 12th

1996 11-2, 6-2 (3RD B1G)

Coach: Joe Paterno
Captains: Kim Herring, Brandon Noble, Wally Richardson, Barry Tielsch
 A 25 W [11] USC [7] 24-7 77,716
 (E. Rutherford, N.J., Giants Stadium)
 S 7 W [7] Louisville 24-7 95,670
 S 14 W [6] Northern Illinois 49-0 95,589
 S 21 W [5] Temple 41-0 24,847
 (E. Rutherford, N.J., Giants Stadium)
 S 28 W [3] at Wisconsin* 23-20 79,607
 O 5 L [4] at Ohio State [3]* 7-38 94,241
 O 12 W [10] Purdue* 31-14 96,653
 O 19 L [10] Iowa* 20-21 96,230
 O 26 W [17] at Indiana* 48-26 37,354
 N 2 W [15] Northwestern [11]* 34-9 96,596
 N 16 W [11] at Michigan [16]* 29-17 105,898
 N 23 W [7] Michigan State* 32-29 96,263
 J 1 W [7] Texas [20] (Fiesta Bowl) 38-15 65,106
Final Rankings: AP 7th, USA Today/CNN 7th

1997 9-3, 6-2 (3RD B1G)

Coach: Joe Paterno
Captains: Aaron Collins, Matt Fornadel, Mike McQueary, Phil Ostrowski
 S 6 W [1] Pittsburgh 34-17 97,115
 S 13 W [1] Temple 52-10 96,735
 S 20 W [1] at Louisville 57-21 39,826
 O 4 W [2] at Illinois* 41-6 51,253
 O 11 W [2] Ohio State [7]* 31-27 97,282
 O 18 W [1] Minnesota* 16-15 96,953
 N 1 W [2] at Northwestern* 30-27 47,129
 N 8 L [2] Michigan [4]* 8-34 97,498
 N 15 W [6] at Purdue [19]* 42-17 52,156
 N 22 W [6] Wisconsin [24]* 35-10 96,934
 N 29 L [4] at Michigan State* 14-49 73,623
 J 1 L [1] Florida [6] 6-21 72,940
 (Citrus Bowl)
Final Rankings: AP 16th, ESPN/USA Today 17th

1998 9-3, 5-3 (5TH B1G)

Coach: Joe Paterno
Captains: Shawn Lee, Joe Nastasi, Brad Scioly, Floyd Wedderburn
 S 5 W [13] Southern Miss. [21] 34-6 96,616
 S 12 W [9] Bowling Green 48-3 96,291
 S 19 W [8] at Pittsburgh 20-13 56,743
 O 3 L [7] at Ohio State [1]* 9-28 93,479
 O 10 W [13] at Minnesota* 27-17 40,546
 O 17 W [12] Purdue* 31-13 97,034
 O 31 W [10] Illinois* 27-0 96,508
 N 7 L [9] at Michigan [22]* 0-27 111,019
 N 14 W [19] Northwestern* 41-10 96,382
 N 21 L [16] at Wisconsin [13]* 3-24 78,964
 N 28 W [23] Michigan State* 51-28 96,358
 J 1 W [2] Kentucky 26-14 66,005
 (Outback Bowl)
Final Rankings: AP 17th, ESPN/USA Today 15th

1999 10-3, 5-3 (5TH B1G)

Coach: Joe Paterno
Captains: Brandon Short, Kevin Thompson
 A 28 W [3] Arizona [4] 41-7 97,168
 S 4 W [2] Akron 70-24 95,192
 S 11 W [2] Pittsburgh 20-17 96,127
 S 18 W [3] at Miami (Fla.) [8] 27-23 74,427
 S 25 W [2] Indiana* 45-24 96,416
 O 9 W [2] at Iowa* 31-7 66,398
 O 16 W [2] Ohio State [18]* 23-10 97,007
 O 23 W [2] at Purdue [16]* 31-25 68,355
 O 30 W [2] at Illinois* 27-7 50,014
 N 6 L [2] Minnesota* 23-24 96,753
 N 13 L [6] Michigan [16]* 27-31 96,840
 N 20 L [13] at Michigan State [15]* 28-35 74,231
 D 28 W [13] Texas A&M [18] 24-0 65,380
 (Alamo Bowl)
Final Rankings: AP 11th, ESPN/USA Today 11th

2000 5-7, 4-4 (T-5TH B1G)

Coach: Joe Paterno
Captains: James Boyd, Rashard Casey, Mike Cerimele, Justin Kurpeikis
 A 27 L [22] USC [15] 5-29 78,902
 (E. Rutherford, N.J., Giants Stadium)
 S 2 L Toledo 6-24 94,296
 S 9 W Louisiana Tech 67-7 94,555
 S 16 L at Pittsburgh 0-12 61,221
 S 23 L at Ohio State [14]* 6-45 98,144
 S 30 W Purdue [22]* 22-20 96,023
 O 7 L at Minnesota* 16-25 44,439
 O 21 W Illinois* 39-25 96,475
 O 28 W vs. Indiana* 27-24 43,122
 (Indianapolis, RCA Dome)
 N 4 L Iowa (OT)* 23-26 95,437
 N 11 L at Michigan [20]* 11-33 110,803
 N 18 W Michigan State* 42-23 96,070

2001 5-6, 4-4 (T-4TH B1G)

Coach: Joe Paterno
Captains: John Gilmore, Bob Jones
 S 1 L Miami (Fla.) [2] 7-33 109,313
 S 22 L Wisconsin* 6-18 107,253
 S 29 L at Iowa* 18-24 69,422
 O 6 L Michigan [15]* 0-20 107,879
 O 20 W at Northwestern [22]* 38-35 42,512
 O 27 W Ohio State* 29-27 108,327
 N 3 W Southern Mississippi 38-20 106,158
 N 10 L at Illinois [15]* 28-33 70,904
 N 17 W Indiana* 28-14 106,527
 N 24 W at Michigan State* 42-37 72,658
 D 1 L at Virginia (1) 14-20 57,005
 (1) Postponed from Sept. 13.

2002 9-4, 5-3 (4TH B1G)

Coach: Joe Paterno
Captains: Anthony Adams, Larry Johnson, Shawn Mayer, Matt Schmitt
 A 31 W [24] UCF 27-24 103,029
 S 14 W Nebraska [8] 40-7 110,753
 S 21 W [15] Louisiana Tech 49-17 103,987
 S 28 L [12] Iowa (OT)* 35-42 108,247
 O 5 W [20] at Wisconsin [19]* 34-31 79,403
 O 12 L [15] at Michigan [13] (OT)* 24-27 111,502
 O 19 W [20] Northwestern* 49-0 108,853
 O 26 L [18] at Ohio State [4]* 7-13 105,103
 N 2 W [20] Illinois* 18-7 105,589
 N 9 W [19] Virginia 35-14 108,698
 N 16 W [16] at Indiana* 58-25 27,454
 N 23 W [15] Michigan State* 61-7 108,755
 J 1 L [10] Auburn [19] 9-13 66,334
 (Capital One Bowl)
Final Rankings: AP 16th, ESPN/USA Today 15th

2003 3-9, 1-7 (T-9TH)

Coach: Joe Paterno
Captains: Sean McHugh, Deryck Toles
 A 30 W Temple 23-10 101,553
 S 6 L [25] Boston College 14-27 106,445
 S 13 L at Nebraska [18] 10-18 78,008
 S 20 W Kent State 32-10 102,078
 S 27 L Minnesota [24]* 14-20 106,735
 O 4 L Wisconsin* 23-30 107,851
 O 11 L at Purdue [18]* 14-28 59,720
 O 25 L at Iowa [16]* 14-26 70,397
 N 1 L Ohio State [8]* 20-21 108,276
 N 8 L at Northwestern* 7-17 26,188
 N 15 W Indiana* 52-7 106,465
 N 22 L at Michigan State* 10-41 72,119

2004 4-7, 2-6 (9TH B1G)

Coach: Joe Paterno
Captains: Zack Mills, Derek Wake
 S 4 W Akron 48-10 98,866
 S 11 L at Boston College 7-21 44,500
 S 18 W UCF 37-13 101,715
 S 25 L at Wisconsin [20]* 3-16 82,179
 O 2 L at Minnesota [18]* 7-16 50,386
 O 9 L Purdue [9]* 13-20 108,183
 O 23 L Iowa [25]* 4-6 108,062
 O 30 L at Ohio State* 10-21 104,947
 N 6 L Northwestern* 7-14 100,353
 N 13 W at Indiana* 22-18 24,092
 N 20 W Michigan State* 37-13 101,486

2005 11-1, 7-1 (T-1ST B1G)

Coach: Joe Paterno
Captains: Michael Robinson, Paul Posluszny, Alan Zemaitis
 S 3 W USF 23-13 99,235
 S 10 W Cincinnati 42-24 98,727
 S 17 W Central Michigan 40-3 100,276
 S 24 W at Northwestern* 34-29 24,395
 O 1 W Minnesota [18]* 44-14 106,604
 O 8 W [16] Ohio State [6]* 17-10 109,839
 O 15 L [8] at Michigan* 25-27 111,249
 O 22 W [12] at Illinois* 63-10 52,633
 O 29 W [11] Purdue* 33-15 109,467
 N 5 W [10] Wisconsin [14]* 35-14 109,865
 N 19 W [5] at Michigan State* 31-22 75,005
 J 3 W [3] Florida State [22] (30T) 26-23 77,773
 (Orange Bowl)
Final Rankings: AP 3rd, ESPN/USA Today 3rd

2006 9-4, 5-3 (4TH B1G)

Coach: Joe Paterno
Captains: Levi Brown, Paul Posluszny
 S 2 W [19] Akron 34-16 106,505
 S 9 L [19] at Notre Dame [4] 17-41 80,795
 S 16 W [25] Youngstown State 37-3 104,954
 S 23 L [24] at Ohio State [1]* 6-28 105,266
 S 30 W Northwestern* 33-7 108,837
 O 7 W at Minnesota (OT)* 28-27 45,227
 O 14 L Michigan [4]* 12-0 110,007
 O 21 W Illinois* 26-12 108,112
 O 28 W at Purdue* 12-0 58,025
 N 4 L at Wisconsin [17]* 3-13 81,777
 N 11 W Temple 47-0 105,950
 N 18 W Michigan State* 17-13 108,607
 J 1 W Tennessee [17] 20-10 65,601
 (Outback Bowl)
Final Rankings: AP 24th, ESPN/USA Today 25th

2007 9-4, 4-4 (T-5TH B1G)

Coach: Joe Paterno
Captains: Dan Connor, Terrell Golden, Anthony Morelli
 S 1 W [17] FIU 59-0 107,678
 S 8 W [14] Notre Dame 31-10 110,078
 S 15 W [12] Buffalo 45-24 107,506
 S 22 L [10] at Michigan* 9-14 111,310
 S 29 L [21] at Illinois* 20-27 57,078
 O 6 W Iowa* 27-7 108,951
 O 13 W Wisconsin [19]* 38-7 109,754
 O 20 W at Indiana* 36-31 41,251
 O 27 L [24] Ohio State [1]* 17-37 110,134
 N 3 W Purdue* 26-19 108,318
 N 10 W at Temple 31-0 69,029
 N 17 L at Michigan State* 31-35 72,251
 D 29 W Texas A&M (Alamo Bowl) 24-17 66,166
Final Ranking: ESPN/USA Today 25th

2008 11-2, 7-1 (T-1ST B1G)

Coach: Joe Paterno
Captains: Josh Gaines, Anthony Scirrotto, A.Q. Shipley, Derrick Williams
 A 30 W [22] Coastal Carolina 66-10 106,577
 S 6 W [19] Oregon State 45-14 108,159
 S 13 W [17] at Syracuse 55-13 45,795
 S 20 W [16] Temple 45-3 105,106
 S 27 W [12] Illinois [22]* 38-24 109,626
 O 4 W [6] at Purdue* 20-6 57,215
 O 11 W [6] at Wisconsin* 48-7 81,524
 O 18 W [3] Michigan* 46-17 110,017
 O 25 W [3] at Ohio State [10]* 13-6 105,711
 N 8 L [3] at Iowa* 23-24 70,585
 N 15 W [7] Indiana* 34-7 108,445
 N 22 W [7] Michigan State [17]* 49-18 109,845
 J 1 L [6] USC [5] (Rose Bowl) 24-38 93,293
Final Rankings: AP 8th, ESPN/USA Today 8th

2009 11-2, 6-2 (T-2ND B1G)

Coach: Joe Paterno
Captains: Daryll Clark, Sean Lee
 S 5 W [9] Akron 31-7 104,968
 S 12 W [7] Syracuse 28-7 106,387
 S 19 W [5] Temple 31-6 105,514
 S 26 L [5] Iowa* 10-21 109,316
 O 3 W [15] at Illinois* 35-17 62,870
 O 10 W [14] Eastern Illinois 52-3 104,488
 O 17 W [14] Minnesota* 20-0 107,981
 O 24 W [13] at Michigan* 35-10 110,377
 O 31 W [12] at Northwestern* 34-13 30,546
 N 7 L [11] Ohio State [15]* 7-24 110,033
 N 14 W [19] Indiana* 31-20 107,379
 N 21 W [13] at Michigan State* 42-14 73,771
 J 1 W [11] LSU [13] 19-17 63,025
 (Capital One Bowl)
Final Rankings: AP 9th, ESPN/USA Today 8th

2010 7-6, 4-4 (T-4TH B1G)

Coach: Joe Paterno
Captains: Brett Brackett, Ollie Ogbu
 S 4 W [19] Youngstown State 44-14 101,213
 S 11 L [18] at Alabama [1] 3-24 101,821
 S 18 W [22] Kent State 24-0 100,610
 S 25 W [23] Temple 22-13 104,840
 O 2 L [22] at Iowa [17]* 3-24 70,585
 O 9 L Illinois* 13-33 107,638
 O 23 W [23] at Minnesota* 33-21 48,479
 O 30 W Michigan* 41-31 108,539
 N 6 W Northwestern* 35-21 104,147
 N 13 L at Ohio State [8]*^ 14-38 105,466
 N 20 W vs. Indiana* 41-24 78,790
 (Landover, Md., FedEx Field)
 N 27 L Michigan State [11]* 22-28 102,649
 J 1 L Florida (Outback Bowl) 24-37 60,574
 ^ - Ohio State vacated win

2011 9-4, 6-2 (T-1ST B1G)

Coach: Joe Paterno (9 games); Tom Bradley (4 games)
Captains: Drew Astorino, Quinn Barham, Derek Moyer, Devon Still
 S 3 W Indiana State 41-7 96,461
 S 10 L [23] Alabama [3] 11-27 107,846
 S 17 W at Temple 14-10 57,323
 S 24 W Eastern Michigan 34-6 95,636
 O 1 W at Indiana* 16-10 42,621
 O 8 W Iowa* 13-3 103,497
 O 15 W Purdue* 23-18 100,820
 O 22 W at Northwestern* 34-24 40,004
 O 29 W [21] Illinois* 10-7 97,828
 N 12 L [12] Nebraska [19]* 14-17 107,903
 N 19 W [21] at Ohio State* 20-14 105,493
 N 26 L [20] at Wisconsin [15]* 7-45 79,708
 J 2 L [24] Houston [20] 14-30 46,817
 (TicketCity Bowl)
Big Ten: Tied for first in Leaders Division

2012 8-4, 6-2 (2ND B1G)

Coach: Bill O'Brien
Captains: Jordan Hill, Michael Mauti, Matt McGloin, Michael Yancich, Michael Zordich
 S 1 L Ohio University 14-24 97,186
 S 8 L at Virginia 16-17 56,087
 S 15 W Navy 34-7 98,792
 S 22 W Temple 24-13 93,680
 S 29 W at Illinois* 35-7 46,734
 O 6 W Northwestern [24]* 39-28 95,769
 O 20 W at Iowa* 38-14 70,585
 O 27 L Ohio State [9]* 23-35 107,818
 N 3 W at Purdue* 34-9 40,098
 N 10 L at Nebraska [18]* 23-32 85,527
 N 17 W Indiana* 45-22 90,358
 N 24 W Wisconsin (OT)* 24-21 93,505
Big Ten: Second in Leaders Division

2013 7-5, 4-4 (3RD B1G)

Coach: Bill O'Brien
Captains: Glenn Carson, Ty Howle, DaQuan Jones, John Urschel, Pat Zerbe
 A 31 W Syracuse 23-17 61,202
 (E. Rutherford, N.J., MetLife Stadium)
 S 7 W Eastern Michigan 45-7 92,863
 S 14 L UCF 31-34 92,855
 S 21 W Kent State 34-0 92,371
 O 5 L at Indiana* 24-44 42,125
 O 12 W Michigan [18] (40T)* 43-40 107,884
 O 26 L at Ohio State [4]* 14-63 105,889
 N 2 W Illinois (OT)* 24-17 95,131
 N 9 L at Minnesota* 10-24 48,123
 N 16 W Purdue* 45-21 96,491
 N 23 L Nebraska (OT)* 20-23 98,517
 N 30 W at Wisconsin [14]* 31-24 78,064
Big Ten: Third in Leaders Division

2014 7-6, 2-6 (5TH B1G)

Coach: James Franklin
Captains: Jesse Della Valle, Miles Dieffenbach, Sam Ficken, Christian Hackenberg, Mike Hull, Ryan Keiser, C.J. Olaniyani
 A 30 W UCF 26-24 53,304
 (Dublin, Ireland, Croke Park)
 S 6 W Akron 21-3 97,354
 S 13 W at Rutgers* 13-10 53,774
 S 20 W Massachusetts 48-7 99,155
 S 27 L Northwestern* 6-29 102,910
 O 11 L at Michigan* 13-18 113,085
 O 25 L Ohio State [13] (20T)* 24-31 107,895
 N 1 L Maryland* 19-20 103,969
 N 8 W at Indiana* 13-7 42,683
 N 15 W Temple 30-13 100,773
 N 22 L at Illinois* 14-16 35,172
 N 29 L Michigan State [10]* 10-34 99,902
 D 27 W Boston College (OT) 31-30 49,012
 (PinStripe Bowl)
Big Ten: Third in Leaders Division

2015 7-6, 4-4 (4TH B1G)

Coach: James Franklin
Captains: Christian Hackenberg, Jordan Lucas, Angelo Mangiro, Von Walker, Anthony Zettel
 S 5 L at Temple 10-27 69,176
 S 12 W Buffalo 27-14 93,065
 S 19 W Rutgers* 28-3 103,323
 S 26 W San Diego State 37-21 95,107
 O 3 W Army 20-14 107,387
 O 10 W Indiana* 29-7 97,873
 O 17 L at Ohio State [1]* 10-38 108,423
 O 24 W Maryland* 31-30 68,948
 (Baltimore, M&T Bank Stadium)
 O 31 W Illinois* 39-0 94,417
 N 7 L at Northwestern* 21-23 34,116
 N 21 L Michigan [13]* 16-28 107,418
 N 28 L at Michigan State [6]* 16-55 74,705
 J 2 L Georgia 17-24 58,212
 (TaxSlayer Bowl)
Big Ten: Fourth in East Division

2016 11-3, 8-1 (1ST B1G)

Coach: James Franklin
Captains: Brandon Bell, Brian Gaia, Von Walker
 S 3 W Kent State 33-13 94,378
 S 10 L at Pittsburgh 39-42 69,983
 S 17 W Temple 34-27 100,420
 S 24 L at Michigan [4]* 10-49 110,319
 O 1 W Minnesota (OT)* 29-26 95,332
 O 8 W Maryland* 38-14 100,778
 O 22 W Ohio State [2]* 24-21 107,280
 O 29 W [24] at Purdue* 62-24 33,153
 N 5 W [20] Michigan* 41-14 106,194
 N 12 W [12] at Indiana* 45-31 40,678
 N 19 W [9] at Rutgers* 39-0 51,366
 N 26 W [8] Michigan State* 45-12 97,418
 D 3 W [8] vs. Wisconsin [6] 38-31 65,018
 (Big Ten Championship Game)
 (Indianapolis, Lucas Oil Stadium)
 J 2 L [5] vs. USC [9] 49-52 95,128
 (Rose Bowl)
Big Ten: Tied for first in East Division
Final Rankings: CFP 5th, AP 7th, Coaches 7th

2017 11-2, 7-2 (T-2ND B1G)

Coach: James Franklin
Captains: Marcus Allen, Saquon Barkley, Jason Cabinda, Tyler Davis, Grant Haley, DaeSean Hamilton, Trace McSorley, Nick Scott
 S 2 W [6] Akron 52-0 101,684
 S 9 W [4] Pittsburgh 33-14 109,898
 S 16 W [5] Georgia State 56-0 102,746
 S 23 W [4] at Iowa* 21-19 66,205
 S 30 W [4] Indiana* 45-14 107,542
 O 7 W [4] at Northwestern* 31-7 41,061
 O 21 W [2] Michigan [19]* 42-13 110,823
 O 28 L [2] at Ohio State [6]* 38-39 109,302
 N 4 L [7] at Michigan State [24]* 24-27 71,605
 N 11 W [16] Rutgers* 35-6 107,531
 N 18 W [13] Nebraska* 56-44 106,722
 N 25 W [12] at Maryland* 66-3 49,680
 D 30 W [9] vs. Washington [12] 35-28 61,842
 (Fiesta Bowl)
Big Ten: Tied for second in East Division
Final Rankings: CFP 9th, AP 8th, Coaches 8th

2018 9-4, 6-3 (3RD B1G)

Coach: James Franklin
Captains: Blake Gillikin, Trace McSorley, Nick Scott
 S 1 W [10] Appalachian St. (OT) 45-38 105,232
 S 8 W [13] at Pittsburgh 51-6 68,400
 S 15 W [11] Kent State 63-10 106,528
 S 21 W [10] at Illinois* 63-24 34,704
 S 29 L [9] Ohio State [4]* 26-27 110,889
 O 13 L [8] Michigan State* 17-21 106,685
 O 20 W [18] at Indiana* 33-28 41,553
 O 27 W [17] Iowa [18]* 30-24 105,244
 N 3 L [14] at Michigan [5]* 7-42 111,747
 N 10 W [21] Wisconsin* 22-10 105,396
 N 17 W [16] at Rutgers* 20-7 44,840
 N 24 W [15] Maryland* 38-3 98,422
 J 1 L [13] vs. Kentucky [16] 24-27 59,167
 (Citrus Bowl)
Big Ten: Third in East Division
Final Rankings: CFP 12th, AP 17th, Coaches 17th

2019 11-2, 7-2 (2ND B1G)

Coach: James Franklin
Captains: Cam Brown, Sean Clifford, Pat Freiermuth, Blake Gillikin, Jan Johnson, Michal Menet, Jonathan Sutherland, Garrett Taylor
 A 31 W [15] Idaho 79-7 104,527
 S 7 W [15] Buffalo 45-13 104,136
 S 14 W [13] Pittsburgh 17-10 108,661
 S 27 W [12] at Maryland* 59-0 53,288
 O 5 W [12] Purdue* 35-7 106,536
 O 12 W [10] at Iowa [17]* 17-12 69,034
 O 19 W [7] Michigan [16]* 28-21 110,669
 O 26 W [6] at Michigan State* 28-7 70,298
 O 9 L [5] at Minnesota [13]* 26-31 51,823
 N 16 W [9] Indiana [24]* 34-27 106,323
 N 23 L [9] at Ohio State [2]* 17-28 104,355
 N 30 W [12] Rutgers* 27-6 98,895
 D 28 W [13] vs. Memphis [15] 53-39 54,828
 (Cotton Bowl)
Big Ten: Second in East Division
Final Rankings: CFP 10th, AP 9th, Coaches 9th

2020 4-5, 4-5 (3RD B1G)

Coach: James Franklin
Captains: Sean Clifford, Pat Freiermuth, Jesse Luketa, Michal Menet, Jordan Stout, Jonathan Sutherland, Shaka Toney, Lamont Wade
 O 24 L [8] at Indiana (OT)* 35-36 995
 O 31 L [18] Ohio State [3]* 25-38 1,500
 N 7 L Maryland* 19-35 1,500
 N 14 L at Nebraska* 23-30 -
 N 21 L Iowa* 21-41 1,500
 N 28 W at Michigan* 27-17 -
 D 5 W at Rutgers* 23-7 -
 D 12 W Michigan State* 39-24 -
 D 19 W Illinois* 56-21 -
Big Ten: Third in East Division

2021 7-6, 4-5 (4TH B1G)

Coach: James Franklin
Captains: Jaquan Brisker, Sean Clifford, PJ Mustipher, Jordan Stout, Jonathan Sutherland, Rasheed Walker
 S 4 W [19] at Wisconsin [12]* 16-10 76,832
 S 11 W [11] Ball State 44-13 105,323
 S 18 W [10] Auburn [22] 28-20 109,958
 S 25 W [6] Villanova 38-17 105,790
 O 2 W [4] Indiana* 24-0 105,951
 O 9 L [4] at Iowa [3]* 20-23 69,250
 O 23 L [7] Illinois* (9 OT) 18-20 105,001
 O 30 L at Ohio State [5]* 24-33 102,951
 N 6 W [22] at Maryland* 31-14 46,924
 N 13 L [13] Michigan [9]* 17-21 109,534
 N 20 W Rutgers* 28-0 106,038
 N 27 L at Michigan State [12]* 27-30 66,312
 J 1 L vs. Arkansas [22] 10-24 46,577
 (Outback Bowl)
Big Ten: Fourth in East Division

2022 11-2, 7-2 (3RD B1G)

Coach: James Franklin
Captains: Ji'Ayir Brown, Sean Clifford, PJ Mustipher, Juice Scruggs, Chris Stoll, Jonathan Sutherland
 S 1 W at Purdue* 35-31 57,307
 S 10 W Ohio 46-10 107,306
 S 17 W [22] at Auburn 41-12 87,451
 S 24 W [14] Central Michigan 33-14 106,624
 O 1 W [11] Northwestern* 17-7 105,524
 O 15 L [10] at Michigan [5]* 17-41 110,812
 O 22 W [16] Minnesota* 45-17 109,813
 O 29 L [13] Ohio State [2]* 31-44 108,433
 N 5 W [16] at Indiana* 45-14 45,142
 N 12 W [14] Maryland* 30-0 108,796
 N 19 W [11] at Rutgers* 55-10 55,676
 N 26 W [11] Michigan State* 35-16 105,154
 J 2 W [9] vs. Utah [10] 35-21 94,873
 (Rose Bowl)
Big Ten: Third in East Division
Final Rankings: CFP 11th, AP 7th, Coaches 7th

2023 10-3, 7-2 (3RD B1G)

Coach: James Franklin
Captains: Dominic DeLuca, Keaton Ellis, Oluwayiwa Fashanu, Adisa Isaac, Theo Johnson, Malick Meiga
 S 2 W [7] West Virginia 38-15 110,747
 S 9 W [7] Delaware 63-7 108,575
 S 16 W [7] at Illinois* 30-13 49,099
 S 23 W [7] Iowa* [24] 31-0 110,830
 S 30 W [6] at Northwestern* 41-13 25,064
 O 14 W [6] UMass 63-0 105,533
 O 21 L [7] at Ohio State* [3] 12-20 105,506
 O 28 W [10] Indiana* 33-24 107,209
 N 4 W [9] at Maryland* 51-15 51,802
 N 11 L [9] Michigan [2] 15-24 110,856
 N 18 W [12] Rutgers* 27-6 105,114
 N 24 W [11] at Michigan State* 42-0 51,927
 (Detroit; Ford Field)
 D 30 L [10] vs. Ole Miss [11] 25-38 71,230
 (Peach Bowl)
Big Ten: Third in East Division
Final Rankings: CFP 10th, AP 13th, Coaches 13th

* - Big Ten Game
 Rankings are Associated Press.

PENN STATE VS. OPPONENTS

OPPONENT	FIRST LAST				
	GAME	GAME	W	L	T
Air Force	1962	1973	3	0	0
Akron	1999	2017	6	0	0
Alabama	1959	2011	5	10	0
Allegheny	1903	1906	3	0	0
Altoona Athletic Association	1890	1907	2	0	0
Appalachian State	2018	2018	1	0	0
Arizona	1999	1999	1	0	0
Arizona State	1977	1977	1	0	0
Arkansas	2021	2021	1	0	0
Army	1899	2015	14	10	2
Army Ambulance Corps	1917	1917	1	0	0
Auburn	1995	2022	3	1	0
Ball State	2021	2021	1	0	0
Baylor	1975	1975	1	0	0
Bellefonte Academy	1890	1908	2	1	0
Bloomsburg	1897	1897	1	0	0
Boston College	1949	2014	20	4	0
Boston	1951	1961	8	0	0
Bowling Green	1987	1998	2	0	0
BYU	1989	1992	2	1	0
Brown	1983	1983	1	0	0
Bucknell	1887	1948	28	10	0
Buffalo	1900	2019	3	1	0
California-Berkeley	1961	1966	3	1	0
California State (Pa.)	1905	1905	1	0	0
Carlisle Indians	1896	1909	1	4	1
Carnegie Tech	1910	1924	6	0	0
Central Michigan	2005	2022	2	0	0
Cincinnati	1981	2005	8	1	0
Clemson	1988	1988	0	1	0
Coastal Carolina	2008	2008	1	0	0
Colgate	1911	1980	9	4	1
Colorado	1969	1970	1	1	0
Columbia	1933	1934	0	2	0
Cornell	1895	1943	4	7	2
Dartmouth	1917	1920	1	2	0
Delaware	2023	2023	1	0	0
Dickinson	1888	1931	11	5	1
Dickinson Seminary	1902	1903	2	0	0
Duquesne Athletic Club	1898	1900	0	3	0
East Carolina	1985	1986	2	0	0
Eastern Illinois	2009	2009	1	0	0
Eastern Michigan	1992	2013	3	0	0
FIU	2007	2007	1	0	0
Florida	1962	2010	0	3	0
Florida State	1967	2005	1	1	1
Fordham	1946	1953	3	0	0
Franklin & Marshall	1890	1925	2	1	0
Furman	1958	1958	1	0	0
Geneva	1904	1916	7	0	0
Georgetown	1950	1950	1	0	0
George Washington	1926	1928	3	0	0
Georgia	1982	2015	1	1	0
Georgia State	2017	2017	1	0	0
Georgia Tech	1921	1991	4	3	0
Gettysburg	1891	1937	27	0	1
Grove City	1907	1909	3	0	0

OPPONENT	FIRST LAST				
	GAME	GAME	W	L	T
Harrisburg Athletic Club	1910	1910	1	0	0
Harvard	1913	1932	0	3	2
Haverford	1891	1891	1	0	0
Holy Cross	1954	1963	9	0	0
Homestead Athletic Club	1901	1901	0	1	0
Houston	1964	2011	2	1	0
Idaho	2019	2019	1	0	0
Illinois	1954	2022	21	6	0
Indiana	1993	2023	25	2	0
Indiana State	2011	2011	1	0	0
Iowa	1930	2023	18	14	0
Jersey Shore	1904	1904	1	0	0
Johns Hopkins	1933	1933	1	0	0
Kansas	1968	1968	1	0	0
Kansas State	1968	1969	2	0	0
Kent State	1965	2018	6	0	0
Kentucky	1975	2018	3	3	0
Lafayette	1889	1938	10	5	1
Lebanon Valley	1905	1935	20	0	0
Lehigh	1888	1942	16	6	1
Louisiana Tech	2000	2002	2	0	0
Louisville	1996	1997	2	0	0
LSU	1974	2009	2	0	0
Mansfield	1899	1899	1	0	0
Marietta	1924	1926	3	0	0
Marquette	1957	1958	2	0	0
Marshall	1929	1930	2	0	0
Maryland	1917	2023	43	3	1
Massachusetts	2014	2023	2	0	0
Memphis	2019	2019	1	0	0
Miami (Fla.)	1961	2001	7	6	0
Michigan	1993	2023	10	17	0
Michigan State	1914	2023	19	18	1
Middlebury	1922	1922	1	0	0
Minnesota	1993	2022	10	6	0
Missouri	1959	1980	3	1	0
Muhlenberg	1914	1945	5	1	0
Navy	1894	2012	19	17	2
Nebraska	1920	2020	8	10	0
NYU	1927	1941	2	1	1
Niagara	1929	1930	2	0	0
North Carolina	1943	1943	0	1	0
NC State	1920	1982	17	2	0
Northern Illinois	1996	1996	1	0	0
Northwestern	1993	2023	16	5	0
Notre Dame	1913	2007	9	9	1
Oberlin	1894	1894	1	0	0
Ohio State	1912	2023	14	25	0
Ohio	1967	2022	6	1	0
Oklahoma	1972	1985	0	2	0
Ole Miss	2023	2023	0	1	0
Oregon	1960	1994	3	1	0
Oregon State	2008	2008	1	0	0
Pennsylvania	1890	1958	18	25	4
Pittsburgh	1893	2019	53	43	4
Pittsburgh Athletic Club	1892	1895	3	1	0
Princeton	1896	1900	0	5	0

OPPONENT	FIRST LAST				
	GAME	GAME	W	L	T
Purdue	1951	2022	16	3	1
Rice	1962	1963	2	0	0
Rutgers	1918	2023	32	2	0
St. Bonaventure	1910	1922	4	0	0
San Diego State	2015	2015	1	0	0
Sewanee	1932	1932	1	0	0
South Carolina	1940	1941	2	0	0
SMU	1948	1978	1	0	1
Southern Mississippi	1998	2001	2	0	0
Stanford	1973	1992	4	1	0
Steelton YMCA	1902	1902	0	1	0
Sterling Athletic Club	1910	1910	1	0	0
Susquehanna	1898	1926	6	0	0
Swarthmore	1889	1891	2	0	0
Syracuse	1922	2013	43	23	5
Temple	1931	2016	40	4	1
Tennessee	1971	2006	3	2	0
Texas	1972	1996	3	2	0
Texas A&M	1979	2007	3	1	0
TCU	1953	1978	3	1	0
Texas Tech	1995	1995	1	0	0
Toledo	2000	2000	0	1	0
Tulane	1979	1979	1	0	0
UCF	2002	2014	3	1	0
UCLA	1963	1968	2	4	0
Ursinus	1914	1919	2	0	0
USC	1923	2016	4	6	0
USF	2005	2005	1	0	0
Utah	2022	2022	1	0	0
Utah State	1977	1977	1	0	0
Vanderbilt	1957	1957	0	1	0
Villanova	1902	2021	6	3	1
Virginia	1893	2012	5	3	0
VMI	1959	1959	1	0	0
Wake Forest	1974	1974	1	0	0
Washington	1921	2017	3	0	0
Washington & Jefferson	1894	1917	5	2	2
Washington State	1947	1948	2	0	0
Waynesburg	1931	1932	0	2	0
West Virginia	1904	2023	49	9	2
West Virginia Wesleyan	1915	1917	3	0	0
Western Maryland	1935	1935	1	0	0
Western Reserve	1895	1895	0	0	1
Westminster	1914	1916	3	0	0
William & Mary	1922	1984	4	0	0
Wisconsin	1953	2021	11	9	0
Wissahickon Barracks	1918	1918	0	0	1
Wyoming Seminary	1892	1892	1	0	0
Yale	1899	1906	0	7	0
Youngstown State	2006	2010	2	0	0

GAME-BY-GAME VS. OPPONENTS

AIR FORCE

Penn State 3, Air Force 0
H: 2-0; A: 1-0

1962	W	20-6	H
1971	W	16-14	H
1973	W	19-9	A

AKRON

Penn State 6, Akron 0
H: 6-0

1999	W	70-24	H
2004	W	48-10	H
2006	W	34-16	H
2009	W	31-7	H
2014	W	21-3	H
2017	W	52-0	H

ALABAMA

Penn State 5, Alabama 10
H: 2-4; A: 2-2; N: 1-4

1959	W	7-0	N*
1975	L	6-13	N*
1978	L	7-14	N*
1981	L	16-31	H
1982	L	21-42	N
1983	W	34-28	H
1984	L	0-6	A
1985	W	19-17	H
1986	W	23-3	A
1987	L	13-24	H
1988	L	3-8	N
1989	L	16-17	H
1990	W	9-0	A
2010	L	3-24	A
2011	L	11-27	H

ALLEGHENY

Penn State 3, Allegheny 0
H: 3-0

1903	W	24-5	H
1904	W	50-0	H
1906	W	26-0	H

ALTOONA ATHLETIC ASSOC.

Penn State 2, Altoona Athletic Association 0
H: 1-0; A: 1-0

1890	W	68-0	H
1907	W	27-0	A

APPALACHIAN STATE

Penn State 1, Appalachian State 0
H: 1-0

2018	W (OT)	45-38	H
------	--------	-------	---

ARIZONA

Penn State 1, Arizona 0
H: 1-0

1999	W	41-7	H
------	---	------	---

ARIZONA STATE

Penn State 1, Arizona State 0
N: 1-0

1977	W	42-30	N*
------	---	-------	----

ARKANSAS

Arkansas 1, Penn State 0
N: 0-1

2022	L	10-24	N*
------	---	-------	----

ARMY

Penn State 14, Army 10, Ties 2
H: 7-3; A: 7-7-2

1899	W	6-0	A
1900	T	0-0	A
1939	T	14-14	A
1949	L	7-42	A
1950	L	7-41	A
1955	L	6-35	A
1956	L	7-14	A
1957	L	13-27	H
1958	L	0-26	A
1959	W	17-11	A
1960	W	27-16	A
1961	L	6-10	H
1962	L	6-9	A
1963	L	7-10	H
1964	W	6-2	A
1966	L	0-11	A
1968	W	28-24	H
1970	W	38-14	A
1971	W	42-0	H
1972	W	45-0	A
1973	W	54-3	H
1974	W	21-14	A
1975	W	31-0	H
1976	W	38-16	H
1979	W	24-3	H
2015	W	20-14	H

ARMY AMBULANCE CORPS

Penn State 1, Army Ambulance Corps 0
N: 1-0

1917	W	10-0	N
------	---	------	---

AUBURN

Penn State 3, Auburn 1
H: 1-0; A: 1-0; N: 1-1

1995	W	43-14	N*
2002	L	9-13	N*
2021	W	28-20	H
2022	W	41-12	A

BALL STATE

Penn State 1, Ball State 0
H: 1-0

2021	W	44-13	H
------	---	-------	---

BAYLOR

Penn State 1, Baylor 0
N: 1-0

1974	W	41-20	N*
------	---	-------	----

BELLEFONTE ACADEMY

Penn State 2, Bellefonte Academy 1
H: 2-1; A: 1-0

1890	W	23-0	A
1906	W	12-0	H
1908	L	5-6	H

BLOOMSBURG

Penn State 1, Bloomsburg 0
H: 1-0

1897	W	10-0	H
------	---	------	---

BOSTON COLLEGE

Penn State 20, Boston College 4
H: 9-2; A: 8-1; N: 3-1

1949	W	32-14	H
1950	W	20-13	A
1965	W	17-0	A
1966	W	30-21	H
1967	W	50-28	A
1968	W	29-0	A
1969	W	38-16	H
1970	W	28-3	A
1972	W	45-26	A
1981	W	38-7	H
1982	W	52-17	A
1983	L	17-27	N
1984	W	37-30	H
1985	W	16-12	H
1986	W	26-14	N
1987	W	27-17	N
1988	W	23-20	H
1989	W	7-3	H
1990	W	40-21	A
1991	W	28-21	H
1992	L	32-35	H
2003	L	14-27	H
2004	L	7-21	A
2014	W (OT)	31-30	N*

BOSTON

Penn State 8, Boston 0
H: 5-0; A: 3-0

1951	W	40-34	H
1953	W	35-13	A
1955	W	35-0	H
1956	W	40-7	H
1958	W	34-0	A
1959	W	21-12	H
1960	W	20-0	H
1961	W	32-0	A

BOWLING GREEN

Penn State 2, Bowling Green 0
H: 2-0

1987	W	45-19	H
1998	W	48-3	H

BROWN

Penn State 1, Brown 0
H: 1-0

1983	W	38-21	H
------	---	-------	---

BUCKNELL

Penn State 28, Bucknell 10
H: 19-4; A: 4-4; N: 5-2

1887	W	24-0	H
1887	W	54-0	A
1889	W	12-0	H
1891	L	10-12	A
1892	W	18-0	H
1893	W	36-18	A
1894	W	12-6	N
1895	W	16-0	N
1896	L	0-10	N
1897	W	27-4	N
1898	W	16-0	N
1899	L	0-5	N
1900	W	6-0	N
1908	W	33-6	H
1909	W	33-0	A
1910	W	45-3	H

1916	W	50-7	H
1919	W	9-0	H
1926	W	9-0	H
1927	L	7-13	H
1928	L	0-6	H
1929	L	6-27	H
1930	L	7-19	A
1934	L	7-13	A
1935	L	0-2	A
1936	W	14-0	H
1937	W	20-14	H
1938	L	0-14	H
1939	W	13-3	H
1940	W	9-0	H
1941	W	27-13	H
1942	W	14-7	H
1943	W	14-0	H
1944	W	20-6	H
1945	W	46-7	A
1946	W	48-6	H
1947	W	54-0	H
1948	W	35-0	H

BUFFALO

Penn State 3, Buffalo 1
H: 3-0; A: 0-1

1900	L	0-10	A
2007	W	45-24	H
2015	W	27-14	H
2019	W	45-13	H

BYU

Penn State 2, BYU 1
H: 1-0; A: 0-1; N: 1-0

1989	W	50-39	N*
1991	W	33-7	H
1992	L	17-30	A

CALIFORNIA

Penn State 3, California 1
H: 2-0; A: 1-1

1961	W	33-16	H
1962	W	23-21	A
1965	L	17-21	A
1966	W	33-15	H

CALIFORNIA (Pa.)

Penn State 1, California (Pa.) 0
H: 1-0

1905	W	29-0	H
------	---	------	---

CARLISLE INDIANS

Penn State 1, Carlisle Indians 4, Tied 1
N: 1-4-1

1896	L	5-48	N
1905	L	0-11	N
1906	W	4-0	N
1907	L	5-18	N
1908	L	5-12	N
1909	T	8-8	N

CARNEGIE TECH

Penn State 6, Carnegie Tech 0
H: 6-0

1910	W	61-0	H
1912	W	41-0	H
1913	W	49-0	H
1921	W	28-7	H
1922	W	10-0	H
1924	W	22-7	H

CENTRAL MICHIGAN

Penn State 2, Central Michigan 0
H: 2-0

2005	W	40-3	H
2022	W	33-14	H

CINCINNATI

Penn State 8, Cincinnati 1
H: 6-1; A: 2-0

1981	W	52-0	H
1983	L	3-14	H
1985	W	31-10	A
1986	W	23-17	H
1987	W	41-0	H
1988	W	35-9	H
1991	W	81-0	H
1992	W	24-20	A
2005	W	42-24	H

CLEMSON

Penn State 0, Clemson 1
N: 0-1

1987	L	10-35	N*
------	---	-------	----

COASTAL CAROLINA

Penn State 1, Coastal Carolina 0
H: 1-0

2008	W	66-10	H
------	---	-------	---

COLGATE

Penn State 9, Colgate 4, Tied 1
H: 6-2-1; A: 3-1; N: 0-1

1911	W	17-9	H
1930	L	0-40	H
1931	L	7-32	H
1932	L	0-31	A
1941	L	0-7	N
1942	W	13-10	H
1943	T	0-0	H
1944	W	6-0	A
1945	W	27-7	H
1946	W	6-2	A
1947	W	46-0	H
1948	W	32-13	A
1959	W	58-20	H
1980	W	54-10	H

COLORADO

Penn State 1, Colorado 1
H: 1-0; A: 0-1

1969	W	27-3	H
1970	L	13-41	A

COLUMBIA

Penn State 0, Columbia 2
A: 0-2

1933	L	0-33	A
1934	L	7-14	A

CORNELL

Penn State 4, Cornell 7, Tied 2
A: 4-7-2

1895	T	0-0	A
1897	L	0-45	A
1907	W	8-6	A
1908	L	4-10	A
1911	W	5-0	A
1912	W	29-6	A
1919	W	20-0	A
1936	L	7-13	A

HISTORY & HONORS

GAME-BY-GAME VS. OPPONENTS

1937	L	19-26	A
1938	L	6-21	A
1939	L	0-47	A
1942	T	0-0	A
1943	L	0-13	A

DARTMOUTH

Penn State 1, Dartmouth 2
H: 1-0; A: 0-2

1917	L	7-10	A
1919	L	13-19	A
1920	W	14-7	H

DELAWARE

Penn State 1, Delaware 0
H: 1-0; A: 0-0

2023	W	63-7	H
------	---	------	---

DICKINSON

Penn State 11, Dickinson 5, Tied 1
H: 3-1-1; A: 2-2; N: 6-2

1888	L	0-16	A
1888	T	6-6	H
1891	W	2-0	A
1892	W	16-0	N
1896	W	8-0	H
1897	L	0-6	N
1898	W	34-0	N
1899	W	15-0	H
1900	L	0-18	A
1901	W	12-0	H
1902	W	23-0	A
1903	L	0-6	N
1904	W	11-0	N
1905	W	6-0	N
1906	W	6-0	N
1907	W	52-0	N
1931	L	6-10	H

DICKINSON SEMINARY

Penn State 2, Dickinson Seminary 0
H: 2-0

1902	W	27-0	H
1903	W	60-0	H

DUQUESNE ATHLETIC CLUB

Penn State 0, Duquesne Athletic Club 3
A: 0-3

1898	L	5-18	A
1899	L	5-64	A
1900	L	0-29	A

EAST CAROLINA

Penn State 2, East Carolina 0
H: 2-0

1985	W	17-10	H
1986	W	42-17	H

EASTERN ILLINOIS

Penn State 1, Eastern Illinois 0
H: 1-0

2009	W	52-3	H
------	---	------	---

EASTERN MICHIGAN

Penn State 3, Eastern Michigan 0
H: 3-0

1992	W	52-7	H
2011	W	34-6	H
2013	W	45-7	H

FIU

Penn State 1, FIU 0
H: 1-0

2007	W	59-0	H
------	---	------	---

FLORIDA

Penn State 0, Florida 3
N: 0-3

1962	L	7-17	N*
1997	L	6-21	N*
2010	L	24-37	N*

FLORIDA STATE

Penn State 1, Florida State 1, Tied 1
N: 1-1-1

1967	T	17-17	N*
1990	L	17-24	N*
2005	W (3OT)	26-23	N*

FORDHAM

Penn State 3, Fordham 0
H: 2-0; A: 1-0

1946	W	68-0	H
1947	W	75-0	A
1953	W	28-21	H

FRANKLIN & MARSHALL

Penn State 2, Franklin & Marshall 1
H: 1-0; A: 1-1

1890	L	0-10	A
1891	W	26-6	A
1925	W	13-0	H

FURMAN

Penn State 1, Furman 0
H: 1-0

1958	W	36-0	H
------	---	------	---

GENEVA

Penn State 7, Geneva 0
H: 7-0

1904	W	44-0	H
1905	W	73-0	H
1907	W	34-0	H
1908	W	51-0	H
1909	W	46-0	H
1911	W	57-0	H
1916	W	79-0	H

GEORGETOWN

Penn State 1, Georgetown 0
H: 1-0

1950	W	34-14	H
------	---	-------	---

GEORGE WASHINGTON

Penn State 3, George Washington 0
H: 3-0

1926	W	20-12	H
1927	W	13-0	H
1928	W	50-0	H

GEORGIA

Penn State 1, Georgia 1
N: 1-1

1982	W	27-23	N*
2015	L	17-24	N*

GEORGIA STATE

Penn State 1, Georgia State 0
H: 1-0

2017	W	56-0	H
------	---	------	---

GEORGIA TECH

Penn State 4, Georgia Tech 3
H: 1-0; A: 0-2; N: 3-1

1921	W	28-7	N
1923	W	7-0	H
1924	L	13-15	A
1925	L	7-16	N
1961	W	30-15	N*
1966	L	0-21	A
1991	W	34-22	N

GETTYSBURG

Penn State 27, Gettysburg 0, Tied 1
H: 26-0-1; A: 1-0

1891	W	18-0	A
1894	W	60-0	H
1895	W	48-0	H
1896	W	40-0	H
1897	W	32-0	H
1898	W	47-0	H
1899	W	40-0	H
1900	W	44-0	H
1902	W	37-0	H
1905	W	18-0	H
1906	T	0-0	H
1911	W	31-0	H
1912	W	25-0	H
1913	W	16-0	H
1914	W	13-0	H
1915	W	27-12	H
1916	W	48-2	H
1917	W	80-0	H
1919	W	33-0	H
1920	W	13-0	H
1921	W	24-0	H
1922	W	20-0	H
1923	W	20-0	H
1924	W	26-0	H
1927	W	34-13	H
1928	W	12-0	H
1934	W	32-6	H
1937	W	32-6	H

GROVE CITY

Penn State 3, Grove City 0
H: 3-0

1907	W	46-0	H
1908	W	31-0	H
1909	W	31-0	H

HARRISBURG ATHLETIC CLUB

Penn State 1, Harrisburg Athletic Club 0
H: 1-0

1910	W	58-0	H
------	---	------	---

HARVARD

Penn State 0, Harvard 3, Tied 2
A: 0-3-2

1913	L	0-29	A
------	---	------	---

1914	T	13-13	A
1915	L	0-13	A
1921	T	21-21	A
1932	L	13-46	A

HAVERFORD

Penn State 1, Haverford 0
A: 1-0

1891	W	58-0	A
------	---	------	---

HOLY CROSS

Penn State 9, Holy Cross 0
H: 6-0; A: 3-0

1954	W	39-7	H
1956	W	43-0	H
1957	W	14-10	A
1958	W	32-0	H
1959	W	46-0	H
1960	W	33-8	A
1961	W	34-14	H
1962	W	48-20	A
1963	W	28-14	H

HOMESTEAD ATHLETIC CLUB

Penn State 0, Homestead Athletic Club 1
A: 0-1

1901	L	0-39	A
------	---	------	---

HOUSTON

Penn State 2, Houston 1
H: 1-0; A: 1-0; N: 0-1

1964	W	24-7	A
1977	W	31-14	H
2011	L	14-30	N*

IDAHO

Penn State 1, Idaho 0
H: 1-0

2019	W	79-7	H
------	---	------	---

ILLINOIS

Penn State 21, Illinois 6
H: 11-2; A: 9-4; N: 1-0

1954	W	14-12	A
1959	W	20-9	N
1960	L	8-10	A
1972	W	35-17	A
1993	W	28-14	H
1994	W	35-31	A
1997	W	41-6	A
1998	W	27-0	H
1999	W	27-7	A
2000	W	39-25	H
2001	L	28-33	A
2002	W	18-7	H
2005	W	63-10	A
2006	W	26-12	H
2007	L	20-27	A

2008	W	38-24	H
2009	W	35-17	A
2010	L	13-33	H
2011	W	10-7	H
2012	W	35-7	A
2013	W (OT)	24-17	H
2014	L	14-16	A
2015	W	39-0	H
2018	W	63-24	A
2020	W	56-21	H
2021	L (9OT)	18-20	H
2023	W	30-13	A

INDIANA

Penn State 25, Indiana 2
H: 13-0; A: 10-2; N: 2-0

1993	W	38-31	H
1994	W	35-29	A
1995	W	45-21	H
1996	W	48-26	A
1999	W	45-24	H
2000	W	27-24	N
2001	W	28-14	H
2002	W	58-25	A
2003	W	52-7	H
2004	W	22-18	A
2007	W	36-31	A
2008	W	34-7	H
2009	W	31-20	H
2010	W	41-24	N
2011	W	16-10	A
2012	W	45-22	H
2013	L	24-44	A
2014	W	13-7	A
2015	W	29-7	H
2016	W	45-31	A
2017	W	45-14	H
2018	W	33-28	A
2019	W	34-27	H
2020	L	35-36 (OT)	A
2021	W	24-0	H
2022	W	45-14	A
2023	W	33-24	H

INDIANA STATE

Penn State 1, Indiana 0
H: 1-0

2011	W	41-7	H
------	---	------	---

IOWA

Penn State 18, Iowa 14
H: 8-8; A: 10-6

1930	L	0-19	A
1971	W	44-14	A
1972	W	14-10	H
1973	W	27-8	H
1974	W	27-0	A
1975	W	30-10	A
1976	L	6-7	H



Matt Millen captained the 1979 Liberty Bowl team.

GAME-BY-GAME VS. OPPONENTS

1983	L	34-42	H
1984	W	20-17	A
1993	W	31-0	A
1994	W	61-21	H
1995	W	41-27	A
1996	L	20-21	H
1999	W	31-7	A
2000	L (2OT)	23-26	H
2001	L	18-24	A
2002	L (OT)	35-42	H
2003	L	14-26	A
2004	L	4-6	H
2007	W	27-7	H
2008	L	23-24	A
2009	L	10-21	H
2010	L	3-24	A
2011	W	13-3	H
2012	W	38-14	A
2016	W	41-14	H
2017	W	21-19	A
2018	W	30-24	H
2019	W	17-12	A
2020	L	21-41	H
2021	L	20-23	A
2023	W	31-0	H

JERSEY SHORE

Penn State 1, Jersey Shore 0			
H: 1-0			
1904	W	30-0	H

JOHNS HOPKINS

Penn State 1, Johns Hopkins 0			
H: 1-0			
1933	W	40-6	H

KANSAS

Penn State 1, Kansas 0			
N: 1-0			
1968	W	15-14	N*

KANSAS STATE

Penn State 2, Kansas State 0			
H: 1-0; A: 1-0			
1968	W	25-9	H
1969	W	17-14	A

KENT STATE

Penn State 6, Kent State 0			
H: 6-0			
1965	W	21-6	H
2003	W	32-10	H
2010	W	24-0	H
2013	W	34-0	H
2016	W	33-13	H
2018	W	63-10	H

KENTUCKY

Penn State 3, Kentucky 3			
H: 1-1; A: 1-1; N: 1-1			
1975	W	10-3	H
1976	L	6-22	A
1977	L	20-24	H
1978	W	30-0	A
1998	W	26-14	N*
2018	L	24-27	N*

LAFAYETTE

Penn State 10, Lafayette 5, Tied 1			
H: 5-1; A: 4-4-1; N: 1-0			
1889	L	0-26	A
1891	W	14-4	A
1892	W	18-0	N
1894	W	72-0	H
1897	L	0-24	A
1898	W	5-0	A
1914	W	17-0	A
1915	W	33-3	A
1916	W	40-0	H
1927	W	40-6	H
1928	L	0-7	A
1929	W	6-3	H
1930	T	0-0	A
1931	L	0-33	A
1934	W	25-6	H
1938	L	0-7	H

LEBANON VALLEY

Penn State 20, Lebanon Valley 0			
H: 20-0			
1905	W	23-0	H
1906	W	24-0	H
1907	W	75-0	H
1915	W	13-0	H
1920	W	109-7	H
1921	W	53-0	H
1922	W	32-6	H
1923	W	58-0	H
1924	W	47-3	H
1925	W	14-0	H
1926	W	35-0	H
1927	W	27-0	H
1928	W	25-0	H
1929	W	15-0	H
1930	W	27-0	H
1931	W	19-6	H
1932	W	27-0	H
1933	W	32-6	H
1934	W	13-0	H
1935	W	12-6	H

LEHIGH

Penn State 16, Lehigh 6, Tied 1			
H: 8-2; A: 6-4-1; N: 2-0			
1888	L	0-30	H
1889	L	0-106	A
1891	L	2-24	A
1901	W	38-0	N
1914	L	7-20	A
1915	W	7-0	H
1916	W	10-7	A
1917	L	0-9	H
1918	W	7-6	A
1919	W	20-7	H
1920	T	7-7	A
1921	W	28-7	H
1931	W	31-0	N
1933	W	33-0	H
1934	W	31-0	A
1935	W	26-0	H
1936	L	6-7	A
1937	W	14-7	H
1938	W	59-6	A
1939	W	49-7	H
1940	W	34-0	A
1941	W	40-6	H
1942	W	19-3	A

LOUISIANA TECH

Penn State 2, Louisiana Tech 0			
H: 2-0			
2000	W	67-7	H
2002	W	49-17	H

LOUISVILLE

Penn State 2, Louisville 0			
H: 1-0; A: 1-0			
1996	W	24-7	H
1997	W	57-21	A

LSU

Penn State 2, LSU 0			
N: 2-0			
1973	W	16-9	N*
2009	W	19-17	N*

MANSFIELD

Penn State 1, Mansfield 0			
H: 1-0			
1899	W	38-0	H

MARIETTA

Penn State 3, Marietta 0			
H: 3-0			
1924	W	28-0	H
1925	W	13-0	H
1926	W	48-6	H

MARQUETTE

Penn State 2, Marquette 0			
H: 1-0; A: 1-0			
1957	W	20-7	A
1958	W	40-8	H

MARSHALL

Penn State 2, Marshall 0			
H: 2-0			
1929	W	26-7	H
1930	W	65-0	H

MARYLAND

Penn State 43, Maryland 3, Tied 1			
H: 25-2; A: 15-1; N: 3-0-1			
1917	W	57-0	H
1937	W	21-14	H
1938	W	33-0	H
1939	W	12-0	H
1943	W	45-0	A
1944	W	34-19	H
1960	W	28-9	H
1961	L	17-21	A
1962	W	23-7	H
1963	W	17-15	A
1964	W	17-9	H
1965	W	19-7	A
1966	W	15-7	H
1967	W	38-3	A
1968	W	57-13	A
1969	W	48-0	H
1970	W	34-0	A
1971	W	63-27	H
1972	W	46-16	H
1973	W	42-22	A
1974	W	24-17	H
1975	W	15-13	A
1977	W	27-9	H
1978	W	27-3	H

1979	W	27-7	A
1980	W	24-10	A
1982	W	39-31	H
1984	W	25-24	H
1985	W	20-18	A
1986	W	17-15	H
1987	W	21-16	N
1988	W	17-10	H
1989	T	13-13	N
1990	W	24-10	H
1991	W	47-7	N
1992	W	49-13	H
1993	W	70-7	A
2014	L	19-20	H
2015	W	31-30	N
2016	W	38-14	H
2017	W	66-3	A
2018	W	38-3	H
2019	W	59-0	A
2020	L	19-35	H
2021	W	31-14	A
2022	W	30-0	H
2023	W	51-15	A

MASSACHUSETTS

Penn State 2, Massachusetts 0			
H: 2-0			
2014	W	48-7	H
2023	W	63-0	H

MEMPHIS

Penn State 1, Memphis 0			
N: 1-0			
2019	W	53-39	N*

MIAMI (Fla.)

Penn State 7, Miami 6			
H: 3-3; A: 3-3; N: 1-0			
1961	L	8-25	A
1967	W	17-8	A
1968	W	22-7	H
1976	W	21-7	A
1977	W	49-7	H
1979	L	10-26	H
1980	W	27-12	H
1981	L	14-17	A
1986	W	14-10	N*
1991	L	20-26	A
1992	L	14-17	H
1999	W	27-23	A
2001	L	7-33	H

MICHIGAN

Penn State 10, Michigan 17			
H: 6-7; A: 4-10			
1993	L	13-21	H
1994	W	31-24	A
1995	W	27-17	H
1996	W	29-17	A
1997	L	8-34	H
1998	L	0-27	A
1999	L	27-31	H
2000	L	11-33	A
2001	L	0-20	H
2002	L (OT)	24-27	A
2005	L	25-27	A
2006	L	10-17	H
2007	L	9-14	A
2008	W	46-17	H
2009	W	35-10	A
2010	W	41-31	H
2013	W (4OT)	43-40	H
2014	L	13-18	A
2015	L	16-28	H
2016	L	10-49	A
2017	W	42-13	H
2018	L	7-42	A
2019	W	28-21	H
2020	W	27-17	A
2021	L	17-21	H
2022	L	17-41	A
2023	L	15-24	H

MICHIGAN STATE

Penn State 19, Michigan State 18, Tied 1			
H: 12-7-1; A: 7-11			
1914	L	3-6	H
1925	W	13-6	H
1945	L	0-33	A
1946	L	16-19	H
1948	T	14-14	H
1949	L	0-24	A
1951	L	21-32	H
1952	L	7-34	A
1965	L	0-23	H
1966	L	8-42	A
1993	W	38-37	A
1994	W	59-31	H
1995	W	24-20	A
1996	W	32-29	H
1997	L	14-49	A
1998	W	51-28	H
1999	L	28-35	A
2000	W	42-23	H
2001	W	42-37	A



LaVar Arrington made his infamous "LaVar Leap" against Illinois.

HISTORY & HONORS

GAME-BY-GAME VS. OPPONENTS

2002	W	61-7	H
2003	L	10-41	A
2004	W	37-13	H
2005	W	31-22	A
2006	W	17-13	H
2007	L	31-35	A
2008	W	49-18	H
2009	W	42-14	A
2010	L	22-28	H
2014	L	10-34	H
2015	L	16-55	A
2016	W	45-12	H
2017	L	24-27	A
2018	L	17-21	H
2019	W	28-7	A
2020	W	39-24	H
2021	L	27-30	A
2022	W	35-16	H
2023	W	42-0	A

MIDDLEBURY

Penn State 1, Middlebury 0
H: 1-0

1922	W	33-0	H
------	---	------	---

MINNESOTA

Penn State 10, Minnesota 6
H: 6-2; A: 4-4

1993	W	38-20	H
1994	W	56-3	A
1997	W	16-15	H
1998	W	27-17	A
1999	L	23-24	H
2000	L	16-25	A
2003	L	14-20	H
2004	L	7-16	A
2005	W	44-14	H
2006	W (OT)	28-27	A
2009	W	20-0	H
2010	W	33-21	A
2013	L	10-24	A
2016	W (OT)	29-26	H
2019	L	26-31	A
2022	W	45-17	H

MISSOURI

Penn State 3, Missouri 1
H: 0-1; A: 2-0; N: 1-0

1959	W	19-8	A
1960	L	8-21	H
1969	W	10-3	N*
1980	W	29-21	A

MUHLBERG

Penn State 5, Muhlenberg 1
H: 5-1

1914	W	22-0	H
1920	W	27-7	H
1933	L	0-3	H
1936	W	45-0	H
1944	W	58-13	H
1945	W	47-7	H

NAVY

Penn State 19, Navy 17, Tied 2
H: 8-3; A: 9-13-2; N: 2-1

1894	T	6-6	A
1897	L	0-4	A
1898	L	11-16	A
1899	L	0-6	A

1900	L	0-44	A
1901	W	11-6	A
1902	W	6-0	A
1903	W	17-0	A
1904	L	9-20	A
1905	L	5-11	A
1906	W	5-0	A
1907	L	4-6	A
1908	L	0-5	A
1911	T	0-0	A
1913	L	0-10	A
1921	W	13-7	N
1922	L	0-14	N
1923	W	21-3	H
1924	W	6-0	A
1943	L	6-14	A
1944	L	14-55	A
1945	L	0-28	A
1946	W	12-7	A
1947	W	20-7	N
1955	L	14-34	H
1961	W	20-10	H
1962	W	41-7	H
1964	L	8-21	H
1965	W	14-6	H
1967	L	22-23	A
1968	W	31-6	H
1969	W	45-22	A
1970	W	55-7	H
1971	W	56-3	A
1972	W	21-10	H
1973	W	39-0	A
1974	L	6-7	H
2012	W	34-7	H

NEBRASKA

Penn State 8, Nebraska 10
H: 6-3; A: 2-6; N: 0-1

1920	W	20-0	H
1949	W	22-7	H
1950	L	0-19	A
1951	W	15-7	A
1952	W	10-0	H
1958	L	7-14	A
1979	L	17-42	A
1980	L	7-21	H
1981	W	30-24	A
1982	W	27-24	H
1983	L	6-44	N
2002	W	40-7	H
2003	L	10-18	A
2011	L	14-17	H
2012	L	23-32	A
2013	L (OT)	20-23	H
2017	W	56-44	H
2020	L	23-30	A

NEW YORK UNIVERSITY

Penn State 2, NYU 1, Tied 1
H: 1-0-1; A: 0-1; N: 1-0

1927	T	13-13	H
1929	L	0-7	A
1940	W	25-0	H
1941	W	42-0	N

NIAGARA

Penn State 2, Niagara 0
H: 2-0

1929	W	16-0	H
1930	W	31-14	H

NORTH CAROLINA

Penn State 0, North Carolina 1
A: 0-1

1943	L	0-19	A
------	---	------	---

NC STATE

Penn State 17, NC State 2
H: 13-1; A: 4-1

1920	W	41-0	H
1921	W	35-0	H
1923	W	16-0	H
1924	W	51-6	H
1956	W	14-7	H
1967	W	13-8	H
1969	W	33-8	A
1971	W	35-3	H
1972	W	37-22	H
1973	W	35-29	H
1974	L	7-12	A
1975	L	14-15	H
1976	W	41-20	H
1977	W	21-17	A
1978	W	19-10	H
1979	W	9-7	A
1980	W	21-13	H
1981	W	22-15	A
1982	W	54-0	H

NORTHERN ILLINOIS

Penn State 1, Northern Illinois 0
Home: 1-0

1996	W	49-0	H
------	---	------	---

NORTHWESTERN

Penn State 16, Northwestern 5
H: 9-2; A: 7-3

1993	W	43-21	A
1994	W	45-17	H
1995	L	10-21	A
1996	W	34-9	H
1997	W	30-27	A
1998	W	41-10	H
2001	W	38-35	A
2002	W	49-0	H
2003	L	7-17	A
2004	L	7-14	H
2005	W	34-29	A
2006	W	33-7	H
2009	W	34-13	A
2010	W	35-21	H
2011	W	34-24	A
2012	W	39-28	H
2014	L	6-29	H
2015	L	21-23	A
2017	W	31-7	A
2022	W	17-7	H
2023	W	41-13	A

NOTRE DAME

Penn State 9, Notre Dame 9, Tied 1
H: 6-2-1; A: 3-5; N: 0-2

1913	L	7-14	H
1925	T	0-0	H
1926	L	0-28	A
1928	L	0-9	N
1976	L	9-20	N*
1981	W	24-21	H
1982	W	24-14	A
1983	W	34-30	H
1984	L	7-44	A

1985	W	36-6	H
1986	W	24-19	A
1987	W	21-20	H
1988	L	3-21	A
1989	L	23-34	H
1990	W	24-21	A
1991	W	35-13	H
1992	L	16-17	A
2006	L	17-41	A
2007	W	31-10	H

OSBERLIN

Penn State 1, Oberlin 0
A: 0-1

1894	W	9-6	A
------	---	-----	---

OHIO

Penn State 6, Ohio 1
H: 6-1

1967	W	35-14	H
1969	W	42-3	H
1970	W	32-22	H
1973	W	49-10	H
1974	W	35-16	H
2012	L	14-24	H
2022	W	46-10	H

OHIO STATE

Penn State 14, Ohio State 25
H: 6-10; A: 7-15; N: 1-0

1912	W	37-0	A
1956	W	7-6	A
1963	W	10-7	A
1964	W	27-0	A
1975	L	9-17	A
1976	L	7-12	H
1978	W	19-0	A
1980	W	31-19	N*
1993	L	6-24	A
1994	W	63-14	H
1995	L	25-28	H
1996	L	7-38	A
1997	W	31-27	H
1998	L	9-28	A
1999	W	23-10	H
2000	L	6-45	A
2001	W	29-27	H
2002	L	7-13	A
2003	L	20-21	H
2004	L	10-21	A
2005	W	17-10	H
2006	L	6-28	A
2007	L	17-37	H
2008	W	13-6	A
2009	L	7-24	H
2010*	L	14-38	A
2011	W	20-14	A
2012	L	23-35	H
2013	L	14-63	A
2014	L (OT)	24-31	H
2015	L	10-38	A
2016	W	24-21	H
2017	L	38-39	A
2018	L	26-27	H
2019	L	17-28	A
2020	L	25-38	H
2021	L	24-33	A
2022	L	31-44	H
2023	L	12-20	A

* - win for Ohio State vacated.

OKLAHOMA

Penn State 0, Oklahoma 2
N: 0-2

1972	L	0-14	N*
1985	L	10-25	N*

OLE MISS

Penn State 0, Ole Miss 1
N: 0-1

1923	L	25-38	N
------	---	-------	---

OREGON

Penn State 3, Oregon 1
H: 0-1; A: 1-0; N: 2-0

1960	W	41-12	N*
1963	W	17-7	A
1964	L	14-22	H
1994	W	38-20	N*

OREGON STATE

Penn State 1, Oregon State 0
H: 1-0

2008	W	45-14	H
------	---	-------	---

PENNSYLVANIA

Penn State 18, Pennsylvania 25, Tied 4
A: 18-25-4

1890	L	0-20	A
1892	L	0-20	A
1893	L	6-18	A
1895	L	4-35	A
1896	L	0-27	A
1897	L	0-24	A
1898	L	0-40	A
1899	L	0-47	A
1900	L	5-17	A
1901	L	6-23	A
1902	L	0-17	A
1903	L	0-39	A
1904	L	0-6	A
1907	L	0-28	A
1908	L	0-6	A
1909	T	3-3	A
1910	L	0-10	A
1911	W	22-6	A
1912	W	14-0	A
1913	L	0-17	A
1915	W	13-3	A
1916	L	0-15	A
1919	W	10-0	A
1920	W	28-7	A
1922	L	6-7	A
1923	W	21-0	A
1924	T	0-0	A
1926	L	0-3	A
1927	W	20-0	A
1928	L	0-14	A
1929	W	19-7	A
1933	T	6-6	A
1934	L	0-3	A
1935	L	6-33	A
1936	L	12-19	A
1937	W	7-0	A
1938	T	7-7	A
1939	W	10-0	A
1942	W		

GAME-BY-GAME VS. OPPONENTS

1954	W	35-13	A
1955	W	20-0	A
1956	W	34-0	A
1957	W	19-14	A
1958	W	43-0	A

PITTSBURGH

Penn State 53, Pittsburgh 43, Tied 4
H: 19-6; A: 29-36-4; N: 5-1

1893	W	32-0	H
1896	W	10-4	H
1900	W	12-0	N
1901	W	37-0	N
1902	W	27-0	H
1903	W	59-0	A
1904	L	5-22	A
1905	W	6-0	A
1906	W	6-0	A
1907	L	0-6	A
1908	W	12-6	A
1909	W	5-0	A
1910	L	0-11	A
1911	W	3-0	A
1912	W	38-0	A
1913	L	6-7	A
1914	L	3-13	A
1915	L	0-20	A
1916	L	0-31	A
1917	L	6-28	A
1918	L	6-28	A
1919	W	20-0	A
1920	T	0-0	A
1921	T	0-0	A
1922	L	0-14	A
1923	L	3-20	A
1924	L	3-24	A
1925	L	7-23	A
1926	L	6-24	A
1927	L	0-30	A
1928	L	0-26	A
1929	L	7-20	A
1930	L	12-19	A
1931	L	6-41	H
1935	L	0-9	A
1936	L	7-34	A
1937	L	7-28	A
1938	L	0-26	A
1939	W	10-0	H
1940	L	7-20	A
1941	W	31-7	A
1942	W	14-6	H
1943	W	14-0	A
1944	L	0-14	A
1945	L	0-7	A
1946	L	7-14	A
1947	W	29-0	A
1948	L	0-7	A
1949	L	0-19	A
1950	W	21-20	N
1951	L	7-13	A
1952	W	17-0	A
1953	W	17-0	A
1954	W	13-0	A
1955	L	0-20	H
1956	T	7-7	A
1957	L	13-14	A
1958	W	25-21	A
1959	L	7-22	A
1960	W	14-3	A
1961	W	47-26	A
1962	W	16-0	A

1963	L	21-22	A
1964	W	28-0	H
1965	L	27-30	A
1966	W	48-24	A
1967	W	42-6	H
1968	W	65-9	A
1969	W	27-7	A
1970	W	35-15	H
1971	W	55-18	A
1972	W	49-27	H
1973	W	35-13	H
1974	W	31-10	N
1975	W	7-6	N
1976	L	7-24	N
1977	W	15-13	A
1978	W	17-10	H
1979	L	14-29	H
1980	L	9-14	H
1981	W	48-14	A
1982	W	19-10	H
1983	T	24-24	A
1984	L	11-31	H
1985	W	31-0	A
1986	W	34-14	H
1987	L	0-10	A
1988	L	7-14	H
1989	W	16-13	A
1990	W	22-17	H
1991	W	32-20	A
1992	W	57-13	H
1997	W	34-17	H
1998	W	20-13	A
1999	W	20-17	H
2000	L	0-12	A
2016	L	39-42	A
2017	W	33-14	H
2018	W	51-6	A
2019	W	17-10	H

PITTSBURGH ATHLETIC CLUB

Penn State 3, Pittsburgh Athletic Club 1
A: 3-1

1892	W	16-0	A
1893	W	12-0	A
1894	W	14-0	A
1895	L	10-11	A

PRINCETON

Penn State 0, Princeton 5
A: 0-5

1896	L	0-39	A
1897	L	0-34	A
1898	L	0-5	A
1899	L	0-12	A
1900	L	0-26	A

PURDUE

Penn State 16, Purdue 3, Tied 1
H: 9-1-1; A: 7-2

1951	L	0-28	A
1952	T	20-20	H
1995	W	26-23	A
1996	W	31-14	H
1997	W	42-17	A
1998	W	31-13	H
1999	W	31-25	A
2000	W	22-20	H
2003	L	14-28	A
2004	L	13-20	H
2005	W	33-15	H

2006	W	12-0	A
2007	W	26-19	H
2008	W	20-6	A
2011	W	23-18	H
2012	W	34-9	A
2013	W	45-21	H
2016	W	62-24	A
2019	W	35-7	H
2022	W	35-31	A

RICE

Penn State 2, Rice 0
H: 1-0; A: 1-0

1962	W	18-7	A
1963	W	28-7	H

RUTGERS

Penn State 32, Rutgers 2
H: 18-2; A: 8-0; N: 6-0

1918	L	3-26	H
1950	W	18-14	H
1951	W	13-7	A
1952	W	7-6	A
1953	W	54-26	A
1954	W	37-14	H
1955	W	34-13	A
1977	W	45-7	N
1978	W	26-10	H
1979	W	45-10	H
1982	W	49-14	H
1983	W	36-25	N
1984	W	15-12	H
1985	W	17-10	N
1986	W	31-6	H
1987	W	35-21	H
1988	L	16-21	H
1989	W	17-0	N
1990	W	28-0	H
1991	W	37-17	H
1992	W	38-24	N
1993	W	31-7	H
1994	W	55-27	H
1995	W	59-34	N
2014	W	13-10	A
2015	W	28-3	H
2016	W	39-0	A
2017	W	35-6	H
2018	W	20-7	A
2019	W	27-6	H
2020	W	23-7	A
2021	W	28-0	H
2022	W	55-10	A
2023	W	27-6	H

SAN DIEGO STATE

Penn State 1, San Diego State 0
H: 1-0

2015	W	37-21	H
------	---	-------	---

SEWANEE

Penn State 1, Sewanee 0
H: 1-0

1932	W	18-6	H
------	---	------	---

SOUTH CAROLINA

Penn State 2, South Carolina 0
H: 1-0; A: 1-0

1940	W	12-0	H
1941	W	19-12	A

SMU

Penn State 1, SMU 0, Tied 1
H: 1-0; N: 0-0-1

1947	T	13-13	N*
1978	W	26-21	H

SOUTHERN MISSISSIPPI

Penn State 2, Southern Mississippi 0
H: 2-0

1998	W	34-6	H
2001	W	38-20	H

STANFORD

Penn State 4, Stanford 1
H: 3-0; A: 1-0; N: 0-1

1973	W	20-6	A
1974	W	24-20	H
1975	W	34-14	H
1976	W	15-12	H
1992	L	3-24	N*

ST. BONAVENTURE

Penn State 4, St. Bonaventure 0
H: 4-0

1910	W	34-0	H
1911	W	46-0	H
1917	W	99-0	H
1922	W	54-0	H

STEELTON YMCA

Penn State 0, Steelton YMCA 1
A: 0-1

1902	L	5-6	A
------	---	-----	---

STERLING ATHLETIC CLUB

Penn State 1, Sterling Athletic Club 0
H: 1-0

1910	W	45-0	H
------	---	------	---

SUSQUEHANNA

Penn State 6, Susquehanna 0
H: 6-0

1898	W	45-6	H
1900	W	17-0	H
1901	W	17-0	H
1902	W	55-0	H
1916	W	27-0	H
1926	W	82-0	H

SWARTHMORE

Penn State 2, Swarthmore 0
H: 1-0; A: 1-0

1889	W	20-6	H
1891	W	44-0	A

SYRACUSE

Penn State 43, Syracuse 23, Tied 5
H: 23-10-2; A: 18-13-2; N: 2-0-1

1922	T	0-0	N
1923	L	0-10	A
1924	L	6-10	H
1925	L	0-7	A
1926	L	0-10	H
1927	W	9-6	A
1928	T	6-6	H
1929	W	6-4	A
1930	T	0-0	H
1931	L	0-7	A
1932	L	6-12	H
1933	L	6-12	A

1934	L	0-16	H
1935	L	3-7	A
1936	W	18-0	H
1937	L	13-19	A
1938	W	33-6	H
1939	T	6-6	A
1940	T	13-13	A
1941	W	34-19	H
1942	W	18-13	H
1944	W	41-0	A
1945	W	26-0	H
1946	W	9-0	A
1947	W	40-0	H
1948	W	34-14	A
1949	W	33-21	H
1950	L	7-27	A
1951	W	32-13	H
1952	L	7-25	A
1953	W	20-14	H
1954	W	13-0	A
1955	W	21-20	H
1956	L	9-13	A
1957	W	20-12	A
1958	L	6-14	H
1959	L	18-20	H
1960	L	15-21	A
1961	W	14-0	H
1962	W	20-19	H
1963	L	0-9	A
1964	L	14-21	H
1965	L	21-28	A
1966	L	10-12	H
1967	W	29-20	A
1968	W	30-12	H
1969	W	15-14	A
1970	L	7-24	H
1971	W	31-0	A
1972	W	17-0	H
1973	W	49-6	A
1974	W	30-14	H
1975	W	19-7	A
1976	W	27-3	H
1977	W	31-24	A
1978	W	45-15	H
1979	W	35-7	N
1980	W	24-7	H
1981	W	41-16	A
1982	W	28-7	H
1983	W	17-6	A
1984	W	21-3	H
1985	W	24-20	A
1986	W	42-3	H
1987	L	21-48	A
1988	L	10-24	H
1989	W	34-12	A
1990	W	27-21	H
2008	W	55-13	A
2009	W	28-7	H
2013	W	23-17	N

TEMPLE

Penn State 40, Temple 4, Tied 1
H: 25-0-1; A: 12-4; N: 3-0

1931	L	0-12	A
1932			

HISTORY & HONORS

GAME-BY-GAME VS. OPPONENTS

1950	T	7-7	H
1952	W	20-13	H
1975	W	26-25	N
1976	W	31-30	A
1977	W	44-7	H
1978	W	10-7	A
1979	W	22-7	H
1980	W	50-7	A
1981	W	30-0	H
1982	W	31-14	H
1983	W	23-18	A
1985	W	27-25	H
1986	W	45-15	H
1987	W	27-13	H
1988	W	45-9	A
1989	W	42-3	H
1990	W	48-10	H
1991	W	24-7	A
1992	W	49-8	H
1994	W	48-21	N
1995	W	66-14	H
1996	W	41-0	N
1997	W	52-10	H
2003	W	23-10	H
2006	W	47-0	H
2007	W	31-0	A
2008	W	45-3	H
2009	W	31-6	H
2010	W	22-13	H
2011	W	14-10	A
2012	W	24-13	H
2014	W	30-13	H
2015	L	10-27	A
2016	W	34-27	H

TENNESSEE

Penn State 3, Tennessee 2
A: 0-2; N: 3-0

1971	L	11-31	A
1972	L	21-28	A
1991	W	42-17	N*
1993	W	31-13	N*
2006	W	20-10	N*

TEXAS

Penn State 3, Texas 2
H: 0-1; A: 1-0; N: 2-1

1971	W	30-6	N*
1984	L	3-28	N
1989	W	16-12	A
1990	L	13-17	H
1996	W	38-15	N*

TEXAS A&M

Penn State 3, Texas A&M 1
H: 0-1; A: 1-0; N: 2-0

1979	L	14-27	H
1980	W	25-9	A
1999	W	24-0	N*
2007	W	24-17	N*

TCU

Penn State 3, TCU 1
H: 3-0; A: 0-1

1953	W	27-21	H
1954	L	7-20	A
1971	W	66-14	H
1978	W	58-0	H

TEXAS TECH

Penn State 1, Texas Tech 0
H: 1-0

1995	W	24-23	H
------	---	-------	---

TOLEDO

Penn State 0, Toledo 1
H: 0-1

2000	L	6-24	H
------	---	------	---

TULANE

Penn State 1, Tulane 0
N: 1-0

1979	W	9-6	N*
------	---	-----	----

UCF

Penn State 3, UCF 1
H: 2-1; N: 1-0

2002	W	27-24	H
2004	W	37-13	H
2013	L	31-34	H
2014	W	26-24	N

UCLA

Penn State 2, UCLA 4
H: 1-2; A: 1-2

1963	W	17-14	H
1964	L	14-21	A
1965	L	22-24	H
1966	L	11-49	A
1967	L	15-17	H
1968	W	21-6	A

USC

Penn State 4, USC 6
H: 2-0; A: 0-2; N: 2-4

1922	L	3-14	N*
1981	W	26-10	N*
1990	L	14-19	A
1991	L	10-21	A
1993	W	21-20	H
1994	W	38-14	H
1996	W	24-7	N
2000	L	5-29	N
2008	L	24-38	N*
2016	L	49-52	N*

USF

Penn State 1, USF 0
H: 1-0

2005	W	23-13	H
------	---	-------	---

URSINUS

Penn State 2, Ursinus 0
H: 2-0

1914	W	30-0	H
1919	W	48-7	H

UTAH

Penn State 1, Utah 0
N: 1-0

2022	W	35-21	N
------	---	-------	---

UTAH STATE

Penn State 1, Utah State 0
H: 1-0

1977	W	16-7	H
------	---	------	---

VANDERBILT

Penn State 0, Vanderbilt 1
H: 0-1

1957	L	20-32	H
------	---	-------	---

VILLANOVA

Penn State 6, Villanova 3, Tied 1
H: 6-2-1; N: 0-1

1902	W	32-0	H
1905	W	29-0	H
1910	T	0-0	H
1911	W	18-0	H
1912	W	71-0	H
1935	W	27-13	H
1936	L	0-13	H
1949	L	6-27	H
1951	L	14-20	N
2021	W	38-17	H

VIRGINIA

Penn State 5, Virginia 3
H: 2-1; A: 2-2; N: 1-0

1893	W	6-0	A
1954	W	34-7	H
1955	W	26-7	N
1988	W	42-14	A
1989	L	6-14	H
2001	L	14-20	A
2002	W	35-14	H
2012	L	16-17	A

VMI

Penn State 1, VMI 0
H: 1-0

1959	W	21-0	H
------	---	------	---

WAKE FOREST

Penn State 1, Wake Forest 0
H: 1-0

1974	W	55-0	H
------	---	------	---

WASHINGTON

Penn State 4, Washington 0
A: 1-0; N: 2-0

1921	W	21-7	A
1983	W	13-10	N*
2017	W	35-28	N*

WASHINGTON & JEFFERSON

Penn State 5, Washington & Jefferson 2, Tied 2
H: 1-0-1; A: 2-2-1; N: 2-0

1894	W	6-0	A
1895	T	6-6	A
1898	W	11-6	A
1899	T	0-0	H
1903	W	22-0	N
1904	W	12-0	N
1912	W	30-0	H
1913	L	0-17	A
1917	L	0-7	A

WASHINGTON STATE

Penn State 2, Washington State 0
N: 2-0

1947	W	27-6	N
1948	W	7-0	N

WAYNESBURG

Penn State 0, Waynesburg 2
H: 0-2

1931	L	0-7	H
1932	L	6-7	H

WEST VIRGINIA

Penn State 49, West Virginia 9, Tied 2
H: 32-3; A: 17-6-1; N: 0-0-1

1904	W	34-0	H
1905	W	6-0	H
1906	W	10-0	H
1908	W	12-0	H
1909	W	40-0	H
1923	T	13-13	N
1925	L	0-14	A
1931	L	0-19	A
1940	W	17-13	H
1941	W	7-0	H
1942	L	0-24	A
1943	W	32-7	H
1944	L	27-28	H
1947	W	21-14	H
1948	W	37-7	H
1949	W	34-14	A
1950	W	27-0	H
1951	W	13-7	H
1952	W	35-21	A
1953	L	19-20	H
1954	L	14-19	H
1955	L	7-21	A
1956	W	16-6	H
1957	W	27-6	H
1958	T	14-14	A
1959	W	28-10	A
1960	W	34-13	H

1961	W	20-6	A
1962	W	34-6	H
1963	W	20-9	H
1964	W	37-8	A
1965	W	44-6	H
1966	W	38-6	A
1967	W	21-14	H
1968	W	31-20	A
1969	W	20-0	H
1970	W	42-8	H
1971	W	35-7	A
1972	W	28-19	A
1973	W	62-14	H
1974	W	21-12	A
1975	W	39-0	H
1976	W	33-0	A
1977	W	49-28	H
1978	W	49-21	A
1979	W	31-6	H
1980	W	20-15	A
1981	W	30-7	H
1982	W	24-0	A
1983	W	41-23	H
1984	L	14-17	A
1985	W	27-0	H
1986	W	19-0	A
1987	W	25-21	H
1988	L	30-51	A
1989	W	19-9	H
1990	W	31-19	A
1991	W	51-6	H
1992	W	40-26	A
2023	W	38-15	H



John Urschel won the 2013 William V. Campbell Trophy.

GAME-BY-GAME VS. OPPONENTS

WEST VIRGINIA WESLEYAN

Penn State 3, West Virginia Wesleyan 0
H: 3-0

1915	W	28-0	H
1916	W	39-0	H
1917	W	8-7	H

WESTERN MARYLAND

Penn State 1, Western Maryland 0
H: 1-0

1935	W	2-0	H
------	---	-----	---

WESTERN RESERVE

Penn State 0, Western Reserve 0, Tied 1
A: 0-0-1

1895	T	8-8	A
------	---	-----	---

WESTMINSTER

Penn State 3, Westminster 0
H: 3-0

1914	W	13-0	H
1915	W	26-0	H
1916	W	55-0	H

WILLIAM & MARY

Penn State 4, William & Mary 0
H: 4-0

1922	W	27-7	H
1952	W	35-23	H
1957	W	21-13	H
1984	W	56-18	H

WISCONSIN

Penn State 11, Wisconsin 9
H: 5-3; A: 5-6; N: 1-0

1953	L	0-20	A
1970	L	16-29	A
1995	L	9-17	H
1996	W	23-20	A
1997	W	35-10	H
1998	L	3-24	A
2001	L	6-18	H
2002	W	34-31	A
2003	L	23-30	H
2004	L	3-16	A
2005	W	35-14	H
2006	L	3-13	A
2007	W	38-7	H
2008	W	48-7	A
2011	L	7-45	A
2012	W (OT)	24-21	H
2013	W	31-24	A
2016	W	38-31	N
2018	W	22-10	H
2021	W	16-10	A

WISSAHICKON BARRACKS

Penn State 0, Wissahickon Barracks 0, Tied 1
H: 0-0-1

1918	T	6-6	H
------	---	-----	---

WYOMING SEMINARY

Penn State 1, Wyoming Seminary 0
A: 1-0

1892	W	40-0	A
------	---	------	---

YALE

Penn State 0, Yale 7
A: 0-7

1899	L	0-42	A
1901	L	0-22	A
1902	L	0-11	A
1903	L	0-27	A
1904	L	0-24	A
1905	L	0-12	A
1906	L	0-10	A

YOUNGSTOWN STATE

Penn State 2, Youngstown State 0
H: 2-0

2006	W	37-3	H
2010	W	44-14	H

* denotes bowl game



Saquon Barkley had a Penn State bowl-record 194 rushing yards and finished with 306 all-purpose yards to become the fourth player in program history to reach the 300-yard plateau in a game.

NATIONAL POLLS

Associated Press

Voting by a panel of sports-writers.

1936

1. Minnesota
2. LSU
3. Pittsburgh
4. Alabama
5. Washington
6. Santa Clara
7. Northwestern
8. Notre Dame
9. Nebraska
10. Pennsylvania

1937

1. Pittsburgh
2. California
3. Fordham
4. Alabama
5. Minnesota
6. Villanova
7. Dartmouth
8. LSU
9. Notre Dame
10. Santa Clara

1938

1. TCU
2. Tennessee
3. Duke
4. Oklahoma
5. Notre Dame
6. Carnegie Tech
7. USC
8. Pittsburgh
9. Holy Cross
10. Minnesota

1939

1. Texas A&M
2. Tennessee
3. USC
4. Cornell
5. Tulane
6. Missouri
7. UCLA
8. Duke
9. Iowa
10. Duquesne

1940

1. Minnesota
2. Stanford
3. Michigan
4. Tennessee
5. Boston College
6. Texas A&M
7. Northwestern
8. Nebraska
9. Mississippi State
10. Washington

1941

1. Minnesota
2. Duke
3. Notre Dame
4. Texas
5. Michigan
6. Fordham
7. Missouri
8. Duquesne
9. Texas A&M
10. Navy

1942

1. Ohio State
2. Georgia
3. Wisconsin
4. Tulsa
5. Georgia Tech
6. Notre Dame
7. Tennessee
8. Boston College
9. Michigan
10. Alabama
19. **PENN STATE**

1943

1. Notre Dame
2. Iowa Pre-Flight
3. Michigan
4. Navy
5. Purdue
6. Great Lakes
7. Duke
8. Del Monte
9. Northwestern
10. March Field

1944

1. Army
2. Ohio State
3. Randolph Field
4. Navy
5. Bainbridge
6. Iowa Pre-Flight
7. USC
8. Michigan
9. Notre Dame
10. 4th AAF

1945

1. Army
2. Alabama
3. Navy
4. Indiana
5. Oklahoma State
6. Michigan
7. St. Mary's (Calif.)
8. Pennsylvania
9. Notre Dame
10. Texas

1946

1. Notre Dame
2. Army
3. Georgia
4. UCLA
5. Illinois
6. Michigan
7. Tennessee
8. LSU
9. North Carolina
10. Rice

1947

1. Notre Dame
2. Michigan
3. SMU
4. **PENN STATE**
5. Texas
6. Alabama
7. Pennsylvania
8. USC
9. North Carolina
10. Georgia Tech

1948

1. Michigan
2. Notre Dame
3. North Carolina
4. California
5. Oklahoma
6. Army
7. Northwestern
8. Georgia
9. Oregon
10. SMU
18. **PENN STATE**

1949

1. Notre Dame
2. Oklahoma
3. California
4. Army
5. Rice
6. Ohio State
7. Michigan
8. Minnesota
9. LSU
10. Pacific

1950

1. Oklahoma
2. Army
3. Texas
4. Tennessee
5. California
6. Princeton
7. Kentucky
8. Michigan State
9. Michigan
10. Clemson

1951

1. Tennessee
2. Michigan State
3. Maryland
4. Illinois
5. Georgia Tech
6. Princeton
7. Stanford
8. Wisconsin
9. Baylor
10. Oklahoma

1952

1. Michigan State
2. Georgia Tech
3. Notre Dame
4. Oklahoma
5. USC
6. UCLA
7. Mississippi
8. Tennessee
9. Alabama
10. Texas

1953

1. Maryland
2. Notre Dame
3. Michigan State
4. Oklahoma
5. UCLA
6. Rice
7. Illinois
8. Georgia Tech
9. Iowa
10. West Virginia

1954

1. Ohio State
2. UCLA
3. Oklahoma
4. Notre Dame
5. Navy
6. Mississippi
7. Army
8. Maryland
9. Wisconsin
10. Arkansas
20. **PENN STATE**

1955

1. Oklahoma
2. Michigan State
3. Maryland
4. UCLA
5. TCU
6. Ohio State
7. Georgia Tech
8. Notre Dame
9. Mississippi
10. Auburn

1956

1. Oklahoma
2. Tennessee
3. Iowa
4. Georgia Tech
5. Texas A&M
6. Miami (Fla.)
7. Michigan
8. Syracuse
9. Michigan State
10. Oregon State

1957

1. Auburn
2. Ohio State
3. Michigan State
4. Oklahoma
5. Navy
6. Iowa
7. Mississippi
8. Rice
9. Texas A&M
10. Notre Dame

1958

1. LSU
2. Iowa
3. Army
4. Auburn
5. Oklahoma
6. Air Force
7. Wisconsin
8. Ohio State
9. Syracuse
10. TCU

1959

1. Syracuse
2. Mississippi
3. LSU
4. Texas
5. Georgia
6. Wisconsin
7. TCU
8. Washington
9. Arkansas
10. Alabama
11. **PENN STATE**

1960

1. Minnesota
2. Mississippi
3. Iowa
4. Navy
5. Missouri
6. Washington
7. Arkansas
8. Ohio State
9. Alabama
10. Duke
16. **PENN STATE**

1961

1. Alabama
2. Ohio State
3. Texas
4. LSU
5. Mississippi
6. Minnesota
7. Colorado
8. Michigan State
9. Arkansas
10. Utah State
17. **PENN STATE**

1962

1. USC
2. Wisconsin
3. Mississippi
4. Texas
5. Alabama
6. Arkansas
7. LSU
8. Oklahoma
9. **PENN STATE**
10. Minnesota

1963

1. USC
2. Navy
3. Illinois
4. Pittsburgh
5. Auburn
6. Nebraska
7. Mississippi
8. Michigan
9. Oklahoma
10. Michigan State

1964

1. Alabama
2. Arkansas
3. Notre Dame
4. Michigan
5. Texas
6. Nebraska
7. LSU
8. Oregon State
9. Ohio State
10. USC

1965

1. Alabama
2. Michigan State
3. Arkansas
4. UCLA
5. Nebraska
6. Missouri
7. Tennessee
8. LSU
9. Notre Dame
10. USC

1966

1. Notre Dame
2. Michigan State
3. Oklahoma
4. Georgia
5. UCLA
6. Nebraska
7. Purdue
8. Georgia Tech
9. Miami (Fla.)
10. SMU

1967

1. USC
2. Tennessee
3. Ohio State
4. Indiana
5. Notre Dame
6. Wyoming
7. Oregon State
8. Alabama
9. Purdue
10. **PENN STATE**

1968

1. Ohio State
2. **PENN STATE**
3. Texas
4. USC
5. Notre Dame
6. Arkansas
7. Kansas
8. Georgia
9. Missouri
10. Purdue

1969

1. Texas
2. **PENN STATE**
3. USC
4. Ohio State
5. Notre Dame
6. Missouri
7. Arkansas
8. Mississippi
9. Michigan
10. LSU

1970

1. Nebraska
2. Notre Dame
3. Texas
4. Tennessee
5. Ohio State
6. Arizona State
7. LSU
8. Stanford
9. Michigan
10. Auburn
18. **PENN STATE**

1971

1. Nebraska
2. Oklahoma
3. Colorado
4. Alabama
5. **PENN STATE**
6. Michigan
7. Georgia
8. Arizona State
9. Tennessee
10. Stanford

1972

1. USC
2. Oklahoma
3. Texas
4. Nebraska
5. Auburn
6. Michigan
7. Alabama
8. Tennessee
9. Ohio State
10. **PENN STATE**

1973

1. Notre Dame
2. Ohio State
3. Oklahoma
4. Alabama
5. **PENN STATE**
6. Michigan
7. Nebraska
8. USC
9. Houston
10. Arizona State

1974

1. Oklahoma
2. USC
3. Michigan
4. Ohio State
5. Alabama
6. Notre Dame
7. **PENN STATE**
8. Auburn
9. Nebraska
10. Miami (Ohio)

1975

1. Oklahoma
2. Arizona State
3. Alabama
4. Ohio State
5. UCLA
6. Texas
7. Arkansas
8. Michigan
9. Nebraska
10. **PENN STATE**

1976

1. Pittsburgh
2. USC
3. Michigan
4. Houston
5. Oklahoma
6. Ohio State
7. Texas A&M
8. Maryland
9. Nebraska
10. Georgia

1977

1. Notre Dame
2. Alabama
3. Arkansas
4. Texas
5. **PENN STATE**
6. Kentucky
7. Oklahoma
8. Pittsburgh
9. Michigan
10. Washington

1978

1. Alabama
2. USC
3. Oklahoma
4. **PENN STATE**
5. Michigan
6. Clemson
7. Notre Dame
8. Nebraska
9. Texas
10. Houston

NATIONAL POLLS

- 1979**
- Alabama
 - USC
 - Oklahoma
 - Ohio State
 - Houston
 - Florida State
 - Pittsburgh
 - Arkansas
 - Nebraska
 - Purdue
 - PENN STATE**

- 1980**
- Georgia
 - Pittsburgh
 - Oklahoma
 - Michigan
 - Florida State
 - Alabama
 - Nebraska
 - PENN STATE**
 - Notre Dame
 - North Carolina

- 1981**
- Clemson
 - Texas
 - PENN STATE**
 - Pittsburgh
 - SMU
 - Georgia
 - Alabama
 - Miami (Fla.)
 - North Carolina
 - Washington

- 1982**
- PENN STATE**
 - SMU
 - Nebraska
 - Georgia
 - UCLA
 - Arizona State
 - Washington
 - Clemson
 - Arkansas
 - Pittsburgh

- 1983**
- Miami (Fla.)
 - Nebraska
 - Auburn
 - Georgia
 - Texas
 - Florida
 - BYU
 - Michigan
 - Ohio State
 - Illinois

- 1984**
- BYU
 - Washington
 - Florida
 - Nebraska
 - Boston College
 - Oklahoma
 - Oklahoma State
 - SMU
 - UCLA
 - USC

- 1985**
- Oklahoma
 - Michigan
 - PENN STATE**
 - Tennessee
 - Florida
 - Texas A&M
 - UCLA
 - Air Force
 - Miami (Fla.)
 - Iowa

- 1986**
- PENN STATE**
 - Miami (Fla.)
 - Oklahoma
 - Arizona State
 - Nebraska
 - Auburn
 - Ohio State
 - Michigan
 - Alabama
 - LSU

- 1987**
- Miami (Fla.)
 - Florida State
 - Oklahoma
 - Syracuse
 - LSU
 - Nebraska
 - Auburn
 - Michigan State
 - UCLA
 - Texas A&M

- 1988**
- Notre Dame
 - Miami (Fla.)
 - Florida State
 - Michigan
 - West Virginia
 - UCLA
 - USC
 - Auburn
 - Clemson
 - Nebraska

- 1989**
- Miami (Fla.)
 - Notre Dame
 - Florida State
 - Colorado
 - Tennessee
 - Auburn
 - Michigan
 - USC
 - Alabama
 - Illinois
 - PENN STATE**

- 1990**
- Colorado
 - Georgia Tech
 - Miami (Fla.)
 - Florida State
 - Washington
 - Notre Dame
 - Michigan
 - Tennessee
 - Clemson
 - Houston
 - PENN STATE**

- 1991**
- Miami (Fla.)
 - Washington
 - PENN STATE**
 - Florida State
 - Alabama
 - Michigan
 - SMU
 - California
 - East Carolina
 - Iowa

- 1992**
- Alabama
 - Florida State
 - Miami (Fla.)
 - Notre Dame
 - Michigan
 - Syracuse
 - Texas A&M
 - Georgia
 - Stanford
 - Florida

- 1993**
- Florida State
 - Notre Dame
 - Nebraska
 - Auburn
 - Florida
 - Wisconsin
 - West Virginia
 - PENN STATE**
 - Texas A&M
 - Arizona

- 1994**
- Nebraska
 - PENN STATE**
 - Colorado
 - Florida State
 - Alabama
 - Miami (Fla.)
 - Florida
 - Texas A&M
 - Auburn
 - Utah

- 1995**
- Nebraska
 - Florida
 - Tennessee
 - Florida State
 - Colorado
 - Ohio State
 - Kansas State
 - Northwestern
 - Kansas
 - Virginia Tech
 - PENN STATE**

- 1996**
- Florida
 - Ohio State
 - Florida State
 - Arizona State
 - BYU
 - Nebraska
 - PENN STATE**
 - Colorado
 - Tennessee
 - North Carolina

- 1997**
- Michigan
 - Nebraska
 - Florida State
 - Florida
 - UCLA
 - North Carolina
 - Tennessee
 - Kansas State
 - Washington St.
 - Georgia
 - PENN STATE**

- 1998**
- Tennessee
 - Ohio State
 - Florida State
 - Arizona
 - Florida
 - Wisconsin
 - Tulane
 - UCLA
 - Georgia Tech
 - Kansas State
 - PENN STATE**

- 1999**
- Florida State
 - Virginia Tech
 - Nebraska
 - Wisconsin
 - Michigan
 - Kansas State
 - Michigan State
 - Alabama
 - Tennessee
 - Marshall
 - PENN STATE**

- 2000**
- Oklahoma
 - Miami (Fla.)
 - Washington
 - Oregon State
 - Florida State
 - Virginia Tech
 - Oregon
 - Nebraska
 - Kansas State
 - Florida

- 2001**
- Miami (Fla.)
 - Oregon
 - Florida
 - Tennessee
 - Texas
 - Oklahoma
 - LSU
 - Nebraska
 - Colorado
 - Washington St.

- 2002**
- Ohio State
 - Miami (Fla.)
 - Georgia
 - USC
 - Oklahoma
 - Texas
 - Kansas State
 - Iowa
 - Michigan
 - Washington St.
 - PENN STATE**

- 2003**
- USC
 - LSU
 - Oklahoma
 - Ohio State
 - Miami (Fla.)
 - Michigan
 - Georgia
 - Iowa
 - Washington St.
 - Miami (Ohio)

- 2004**
- USC
 - Auburn
 - Oklahoma
 - Utah
 - Texas
 - Louisville
 - Georgia
 - Iowa
 - California
 - Virginia Tech

- 2005**
- Texas
 - USC
 - PENN STATE**
 - Ohio State
 - West Virginia
 - LSU
 - Virginia Tech
 - Alabama
 - Notre Dame
 - Georgia

- 2006**
- Florida
 - Ohio State
 - LSU
 - USC
 - Boise State
 - Louisville
 - Wisconsin
 - Michigan
 - Auburn
 - West Virginia
 - PENN STATE**

- 2007**
- LSU
 - Georgia
 - USC
 - Missouri
 - Ohio State
 - West Virginia
 - Kansas
 - Oklahoma
 - Virginia Tech
 - Texas

- 2008**
- Florida
 - Utah
 - USC
 - Texas
 - Oklahoma
 - Alabama
 - TCU
 - PENN STATE**
 - Ohio State
 - Oregon

- 2009**
- Alabama
 - Texas
 - Florida
 - Boise State
 - Ohio State
 - TCU
 - Iowa
 - Cincinnati
 - PENN STATE**
 - Virginia Tech

- 2010**
- Auburn
 - TCU
 - Oregon
 - Stanford
 - Ohio State
 - Oklahoma
 - Wisconsin
 - LSU
 - Boise State
 - Alabama

- 2011**
- Alabama
 - LSU
 - Oklahoma State
 - Oregon
 - Arkansas
 - USC
 - Stanford
 - Boise State
 - South Carolina
 - Wisconsin

- 2012**
- Alabama
 - Oregon
 - Ohio State
 - Notre Dame
 - Georgia
 - Texas A&M
 - Stanford
 - South Carolina
 - Florida
 - Florida State
 - PENN STATE**

- 2013**
- Florida State
 - LSU
 - Michigan State
 - South Carolina
 - Missouri
 - Oklahoma
 - Alabama
 - Clemson
 - Oregon
 - UCF

- 2014**
- Ohio State
 - Oregon
 - TCU
 - Alabama
 - Michigan State
 - Florida State
 - Baylor
 - Georgia Tech
 - Georgia
 - UCLA

- 2015**
- Alabama
 - Clemson
 - Stanford
 - Ohio State
 - Alabama
 - Michigan State
 - TCU
 - Houston
 - Iowa
 - Mississippi

- 2016**
- Clemson
 - Alabama
 - USC
 - Washington
 - Oklahoma
 - Ohio State
 - PENN STATE**
 - Florida State
 - Wisconsin
 - Michigan

- 2017**
- Alabama
 - TCU
 - Oklahoma
 - Clemson
 - Ohio State
 - UCF
 - Wisconsin
 - PENN STATE**
 - TCU
 - Auburn

- 2018**
- Clemson
 - Alabama
 - Ohio State
 - Oklahoma
 - Notre Dame
 - LSU
 - Florida
 - Georgia
 - Texas
 - Washington St.
 - PENN STATE**

- 2019**
- LSU
 - Clemson
 - Ohio State
 - Georgia
 - Oregon
 - Florida
 - Oklahoma
 - Alabama
 - PENN STATE**
 - Minnesota

- 2020**
- Alabama
 - Ohio State
 - Clemson
 - Texas A&M
 - Notre Dame
 - Oklahoma
 - Georgia
 - Cincinnati
 - Iowa State
 - Northwestern

- 2021**
- Georgia
 - Alabama
 - Michigan
 - Cincinnati
 - Baylor
 - Ohio State
 - Oklahoma State
 - Notre Dame
 - Michigan State
 - Oklahoma

- 2022**
- Georgia
 - TCU
 - Michigan
 - Ohio State
 - Alabama
 - Tennessee
 - PENN STATE**
 - Washington
 - Tulane
 - Utah

- 2023**
- Michigan
 - Washington
 - Texas
 - Georgia
 - Alabama
 - Oregon
 - Florida State
 - Missouri
 - Ole Miss
 - Ohio State
 - PENN STATE**

NATIONAL POLLS

Coaches Poll

Voting by a panel of college head coaches; known as the CNN/USA Today poll from 1991 to 1996; ESPN/USA Today poll from 1997-2004; USA Today poll from 2005-14 and Amway poll from 2015-present.

1991

- Washington
- Miami (Fla.)
- PENN STATE**
- Florida State
- Alabama
- Michigan
- California
- Florida
- East Carolina
- Iowa

1992

- Alabama
- Florida State
- Miami (Fla.)
- Notre Dame
- Michigan
- Texas A&M
- Syracuse
- Georgia
- Stanford
- Washington
- PENN STATE**

1993

- Florida State
- Notre Dame
- Nebraska
- Florida
- Wisconsin
- West Virginia
- PENN STATE**
- Texas A&M
- Arizona
- Ohio State

1994

- Nebraska
- PENN STATE**
- Colorado
- Alabama
- Florida State
- Miami (Fla.)
- Florida
- Utah
- Ohio State
- BYU

1995

- Nebraska
- Tennessee
- Florida
- Colorado
- Florida State
- Kansas State
- Northwestern
- Ohio State
- Virginia Tech
- Kansas
- PENN STATE**

1996

- Florida
- Ohio State
- Florida State
- Arizona State
- BYU
- Nebraska
- PENN STATE**
- Colorado
- Tennessee
- North Carolina

1997

- Nebraska
- Michigan
- Florida State
- North Carolina
- UCLA
- Florida
- Kansas State
- Tennessee
- Washington St.
- Georgia
- PENN STATE**

1998

- Tennessee
- Ohio State
- Florida State
- Arizona
- Wisconsin
- Florida
- Tulane
- UCLA
- Kansas State
- Air Force
- PENN STATE**

1999

- Florida State
- Nebraska
- Virginia Tech
- Wisconsin
- Michigan
- Kansas State
- Michigan State
- Alabama
- Tennessee
- Marshall
- PENN STATE**

2000

- Oklahoma
- Miami (Fla.)
- Washington
- Florida State
- Oregon State
- Virginia Tech
- Nebraska
- Kansas State
- Oregon
- Michigan

2001

- Ohio State
- Miami (Fla.)
- Georgia
- USC
- Oklahoma
- Kansas State
- Texas
- Iowa
- Michigan
- Washington St.
- PENN STATE**

2002

- Miami (Fla.)
- Oregon
- Florida
- Tennessee
- Texas
- Oklahoma
- Nebraska
- LSU
- Colorado
- Maryland

2003

- LSU
- USC
- Oklahoma
- Ohio State
- Miami (Fla.)
- Georgia
- Michigan
- Iowa
- Washington St.
- Florida State

2004

- USC
- Auburn
- Oklahoma
- Texas
- Utah
- Georgia
- Louisville
- Iowa
- California
- Virginia Tech

2005

- Texas
- USC
- PENN STATE**
- Ohio State
- LSU
- West Virginia
- Virginia Tech
- Alabama
- TCU
- Georgia

2006

- Florida
- Ohio State
- LSU
- USC
- Wisconsin
- Boise State
- Louisville
- Auburn
- Michigan
- West Virginia
- PENN STATE**

2007

- LSU
- USC
- Georgia
- Ohio State
- Missouri
- West Virginia
- Kansas
- Oklahoma
- Virginia Tech
- Texas
- PENN STATE**

2008

- Florida
- USC
- Texas
- Utah
- Oklahoma
- Alabama
- TCU
- PENN STATE**
- Oregon
- Georgia

2009

- Alabama
- Texas
- Florida
- Boise State
- Ohio State
- TCU
- Iowa
- PENN STATE**
- Cincinnati
- Virginia Tech

2010

- Auburn
- TCU
- Oregon
- Stanford
- Ohio State
- Oklahoma
- Boise State
- LSU
- Wisconsin
- Oklahoma State

2011

- Alabama
- LSU
- Oklahoma State
- Oregon
- Arkansas
- Boise State
- Stanford
- South Carolina
- Michigan
- Michigan State

2012

- Alabama
- Oregon
- Notre Dame
- Georgia
- Texas A&M
- Stanford
- South Carolina
- Florida State
- Clemson
- Florida

2013

- Florida State
- Auburn
- Michigan State
- South Carolina
- Missouri
- Oklahoma
- Clemson
- Alabama
- Oregon
- Ohio State
- Stanford

2014

- Ohio State
- Oregon
- TCU
- Alabama
- Michigan State
- Florida State
- Georgia Tech
- Baylor
- Georgia
- UCLA

2015

- Alabama
- Clemson
- Stanford
- Ohio State
- Oklahoma
- Michigan State
- TCU
- Houston
- Mississippi
- Iowa

2016

- Clemson
- Alabama
- Oklahoma
- Washington
- USC
- Ohio State
- PENN STATE**
- Florida State
- Wisconsin
- Michigan

2017

- Alabama
- Georgia
- Oklahoma
- Clemson
- Ohio State
- Wisconsin
- UCF
- PENN STATE**
- TCU
- USC

2018

- Clemson
- Alabama
- Ohio State
- Oklahoma
- Notre Dame
- Florida
- LSU
- Georgia
- Texas
- Washington St.
- PENN STATE**

2019

- LSU
- Clemson
- Ohio State
- Georgia
- Oregon
- Oklahoma
- Florida
- Alabama
- PENN STATE**
- Minnesota

2020

- Alabama
- Ohio State
- Clemson
- Texas A&M
- Notre Dame
- Oklahoma
- Georgia
- Cincinnati
- Iowa State
- Northwestern

2021

- Georgia
- Alabama
- Michigan
- Cincinnati
- Ohio State
- Baylor
- Oklahoma State
- Michigan State
- Notre Dame
- Oklahoma

2022

- Georgia
- TCU
- Michigan
- Ohio State
- Alabama
- Tennessee
- PENN STATE**
- Washington
- Tulane
- Florida State

2023

- Michigan
- Washington
- Georgia
- Texas
- Alabama
- Florida State
- Oregon
- Missouri
- Ole Miss
- Ohio State
- PENN STATE**

College Football Playoff

Voting by the College Football Playoff Selection Committee.

2014

- Alabama
- Oregon
- Florida State
- Ohio State
- Baylor
- TCU
- Mississippi State
- Michigan State
- Mississippi
- Arizona

2015

- Clemson
- Alabama
- Michigan State
- Oklahoma
- Iowa
- Stanford
- Ohio State
- Notre Dame
- Florida State
- North Carolina

2016

- Alabama
- Clemson
- Ohio State
- Washington
- PENN STATE**
- Michigan
- Oklahoma
- Wisconsin
- USC
- Colorado

2017

- Clemson
- Oklahoma
- Georgia
- Alabama
- Ohio State
- Wisconsin
- Auburn
- USC
- PENN STATE**
- Miami (Fla.)

2018

- Alabama
- Clemson
- Notre Dame
- Oklahoma
- Georgia
- Ohio State
- Michigan
- UCF
- Washington
- Florida
- PENN STATE**

2019

- LSU
- Ohio State
- Clemson
- Oklahoma
- Georgia
- Oregon
- Baylor
- Wisconsin
- Florida
- PENN STATE**

2020

- Alabama
- Clemson
- Ohio State
- Notre Dame
- Texas A&M
- Oklahoma
- Florida
- Cincinnati
- Georgia
- Iowa State

2021

- Alabama
- Michigan
- Georgia
- Cincinnati
- Notre Dame
- Ohio State
- Baylor
- Ole Miss
- Oklahoma State
- Michigan State

2022

- Georgia
- Michigan
- TCU
- Ohio State
- Alabama
- Tennessee
- Clemson
- Utah
- Kansas State
- USC
- PENN STATE**

2023

- Michigan
- Washington
- Texas
- Alabama
- Florida State
- Georgia
- Ohio State
- Oregon
- Missouri
- PENN STATE**

United Press International

Voting by a panel of college head coaches.

1950

- Oklahoma
- Texas
- Tennessee
- California
- Army
- Michigan
- Kentucky
- Princeton
- Michigan State
- Ohio State

NATIONAL POLLS

1951

1. Tennessee
2. Michigan State
3. Illinois
4. Maryland
5. Georgia Tech
6. Princeton
7. Stanford
8. Wisconsin
9. Baylor
10. TCU

1952

1. Michigan State
2. Georgia Tech
3. Notre Dame
4. Oklahoma
5. USC
6. UCLA
7. Mississippi
8. Tennessee
9. Alabama
10. Wisconsin

1953

1. Maryland
2. Notre Dame
3. Michigan State
4. UCLA
5. Oklahoma
6. Rice
7. Illinois
8. Texas
9. Georgia Tech
10. Iowa

1954

1. UCLA
2. Ohio State
3. Oklahoma
4. Notre Dame
5. Navy
6. Mississippi
7. Army
8. Arkansas
9. Miami (Fla.)
10. Wisconsin
16. **PENN STATE**

1955

1. Oklahoma
2. Michigan State
3. Maryland
4. UCLA
5. Ohio State
6. TCU
7. Georgia Tech
8. Auburn
9. Notre Dame
10. Mississippi

1956

1. Oklahoma
2. Tennessee
3. Iowa
4. Georgia Tech
5. Texas A&M
6. Miami (Fla.)
7. Michigan
8. Syracuse
9. Minnesota
10. Michigan State

1957

1. Ohio State
2. Auburn
3. Michigan State
4. Oklahoma
5. Iowa
6. Navy
7. Rice
8. Mississippi
9. Notre Dame
10. Texas A&M

1958

1. LSU
2. Iowa
3. Army
4. Auburn
5. Oklahoma
6. Wisconsin
7. Ohio State
8. Air Force
9. TCU
10. Syracuse

1959

1. Syracuse
2. Mississippi
3. LSU
4. Texas
5. Georgia
6. Wisconsin
7. Washington
8. TCU
9. Arkansas
10. Clemson
14. **PENN STATE**

1960

1. Minnesota
2. Iowa
3. Mississippi
4. Missouri
5. Washington
6. Navy
7. Arkansas
8. Ohio State
9. Kansas State
10. Alabama

1961

1. Alabama
2. Ohio State
3. LSU
4. Texas
5. Mississippi
6. Minnesota
7. Colorado
8. Arkansas
9. Michigan State
10. Utah State
19. **PENN STATE**

1962

1. USC
2. Wisconsin
3. Mississippi
4. Texas
5. Alabama
6. Arkansas
7. Oklahoma
8. LSU
9. **PENN STATE**
10. Minnesota

1963

1. Texas
2. Navy
3. Pittsburgh
4. Illinois
5. Nebraska
6. Auburn
7. Mississippi
8. Oklahoma
9. Alabama
10. Michigan State
16. **PENN STATE**

1964

1. Alabama
2. Arkansas
3. Notre Dame
4. Michigan
5. Texas
6. Nebraska
7. LSU
8. Oregon State
9. Ohio State
10. USC
14. **PENN STATE**

1965

1. Michigan State
2. Arkansas
3. Nebraska
4. Alabama
5. UCLA
6. Missouri
7. Tennessee
8. Notre Dame
9. USC
10. Texas Tech

1966

1. Notre Dame
2. Michigan State
3. Alabama
4. Georgia
5. UCLA
6. Purdue
7. Nebraska
8. Georgia Tech
9. SMU
10. Miami (Fla.)

1967

1. USC
2. Tennessee
3. Oklahoma
4. Notre Dame
5. Wyoming
6. Indiana
7. Alabama
8. Oregon State
9. Nebraska
10. LSU

1968

1. Ohio State
2. USC
3. **PENN STATE**
4. Georgia
5. Texas
6. Kansas
7. Tennessee
8. Notre Dame
9. Arkansas
10. Oklahoma

1969

1. Texas
2. **PENN STATE**
3. Arkansas
4. USC
5. Ohio State
6. Missouri
7. LSU
8. Michigan
9. Notre Dame
10. UCLA

1970

1. Texas
2. Ohio State
3. Nebraska
4. Tennessee
5. Notre Dame
6. LSU
7. Michigan
8. Arizona State
9. Auburn
10. Stanford
19. **PENN STATE**

1971

1. Nebraska
2. Alabama
3. Oklahoma
4. Michigan
5. Auburn
6. Arizona State
7. Colorado
8. Georgia
9. Tennessee
10. LSU
11. **PENN STATE**

1972

1. USC
2. Oklahoma
3. Ohio State
4. Alabama
5. Texas
6. Michigan
7. Auburn
8. **PENN STATE**
9. Nebraska
10. LSU

1973

1. USC
2. Oklahoma
3. Ohio State
4. Notre Dame
5. **PENN STATE**
6. Michigan
7. USC
8. Texas
9. UCLA
10. Arizona State

1974

1. USC
2. Alabama
3. Ohio State
4. Notre Dame
5. Michigan
6. Auburn
7. **PENN STATE**
8. Nebraska
9. NC State
10. Miami (Ohio)

1975

1. Oklahoma
2. Arizona State
3. Alabama
4. Ohio State
5. UCLA
6. Arkansas
7. Texas
8. Michigan
9. Nebraska
10. **PENN STATE**

1976

1. Pittsburgh
2. USC
3. Michigan
4. Ohio State
5. Oklahoma
6. Nebraska
7. Texas A&M
8. Alabama
9. Georgia
10. Georgia

1977

1. Notre Dame
2. Alabama
3. Arkansas
4. **PENN STATE**
5. Texas
6. Oklahoma
7. Pittsburgh
8. Michigan
9. Washington
10. Nebraska

1978

1. USC
2. Alabama
3. Oklahoma
4. **PENN STATE**
5. Michigan
6. Clemson
7. Notre Dame
8. Nebraska
9. Texas
10. Arkansas

1979

1. Alabama
2. USC
3. Oklahoma
4. Ohio State
5. Houston
6. Pittsburgh
7. Nebraska
8. Florida State
9. Arkansas
10. Purdue
18. **PENN STATE**

1980

1. Georgia
2. Pittsburgh
3. Oklahoma
4. Michigan
5. Florida State
6. Alabama
7. Nebraska
8. **PENN STATE**
9. North Carolina
10. Notre Dame

1981

1. Clemson
2. Pittsburgh
3. **PENN STATE**
4. Texas
5. Georgia
6. Alabama
7. North Carolina
8. Washington
9. Nebraska
10. Michigan

1982

1. **PENN STATE**
2. SMU
3. Nebraska
4. Georgia
5. UCLA
6. Arizona State
7. Washington
8. Arkansas
9. Pittsburgh
10. Florida State

1983

1. Miami (Fla.)
2. Nebraska
3. Auburn
4. Georgia
5. Texas
6. Florida
7. BYU
8. Ohio State
9. Michigan
10. Illinois
17. **PENN STATE**

1984

1. BYU
2. Washington
3. Nebraska
4. Boston College
5. Oklahoma State
6. Oklahoma
7. Florida
8. SMU
9. USC
10. UCLA

1985

1. Oklahoma
2. Michigan
3. **PENN STATE**
4. Tennessee
5. Air Force
6. UCLA
7. Texas A&M
8. Miami (Fla.)
9. Iowa
10. Nebraska

1986

1. **PENN STATE**
2. Miami (Fla.)
3. Oklahoma
4. Nebraska
5. Arizona State
6. Ohio State
7. Michigan
8. Auburn
9. Alabama
10. Arizona

1987

1. Miami (Fla.)
2. Florida State
3. Oklahoma
4. Syracuse
5. LSU
6. Nebraska
7. Auburn
8. Michigan State
9. Texas A&M
10. Clemson

1988

1. Notre Dame
2. Miami (Fla.)
3. Florida State
4. Michigan
5. West Virginia
6. UCLA
7. Auburn
8. Clemson
9. USC
10. Nebraska

1989

1. Miami (Fla.)
2. Florida State
3. Notre Dame
4. Colorado
5. Tennessee
6. Auburn
7. Alabama
8. Michigan
9. USC
10. Illinois
14. **PENN STATE**

1990

1. Georgia Tech
2. Nebraska
3. Miami (Fla.)
4. Florida State
5. Washington
6. Notre Dame
7. Tennessee
8. Michigan
9. Clemson
10. **PENN STATE**

1991

1. Washington
2. Miami (Fla.)
3. **PENN STATE**
4. Florida State
5. Alabama
6. Michigan
7. Florida
8. California
9. East Carolina
10. Iowa

1992

1. Alabama
2. Florida State
3. Miami (Fla.)
4. Notre Dame
5. Michigan
6. Syracuse
7. Texas A&M
8. Georgia
9. Stanford
10. Florida
24. **PENN STATE**

1993

1. Florida State
2. Notre Dame
3. Nebraska
4. Florida
5. Wisconsin
6. Texas A&M
7. **PENN STATE**
8. West Virginia
9. Ohio State
10. Arizona

1994

1. Nebraska
2. **PENN STATE**
3. Colorado
4. Florida State
5. Alabama
6. Miami (Fla.)
7. Florida
8. Utah
9. Michigan
10. Ohio State

1995

1. Nebraska
2. Florida
3. Tennessee
4. Colorado
5. Florida State
6. Ohio State
7. Kansas State
8. Northwestern
9. Virginia Tech
10. Kansas
12. **PENN STATE**

HISTORY & HONORS

PENN STATE VS. THE ASSOCIATED PRESS TOP 25

Last Time Played...

Rank	Opponent	W/L	Score	Date	Site
1	Ohio State	L	10-38	10/17/15	A
2	Michigan	L	15-24	11/11/23	H
3	Ohio State	L	12-20	10/21/23	A
4	Ohio State	L	26-27	9/29/18	H
5	Michigan	L	17-41	10/15/22	A
6	Ohio State	L	38-39	10/28/17	A
7	Ohio State	W	31-27	10/11/97	H
8	Ohio State	L	14-38	11/13/10	A
9	Michigan	L	17-21	11/13/21	H
10	Utah [1]	W	35-21	1/2/23	N
11	Ole Miss [9]	L	25-38	12/30/23	N
12	Michigan State	L	27-30	11/27/21	A
13	Minnesota	L	26-31	11/9/19	A
14	Wisconsin	W	31-24	11/30/13	A
15	Memphis [7]	W	53-39	12/28/19	N
16	Michigan	W	28-21	10/19/19	H
17	Iowa	W	17-12	10/9/19	A
18	Iowa	W	30-24	10/27/18	H
19	Michigan	W	42-13	10/21/17	H
20	Houston [3]	L	14-30	1/2/12	N
21	Southern Miss.	W	34-6	9/5/98	H
22	Arkansas [8]	L	10-24	1/1/22	N
23	-	-	-	-	-
24	Iowa	W	31-0	9/23/24	H
25	Iowa	L	4-6	10/23/04	H

Last Win Over...

Rank	Opponent	Score	Date	Site
1	Notre Dame	24-21	11/7/90	A
2	Ohio State	24-21	10/22/16	H
3	Alabama	34-28	10/8/83	H
4	Arizona	41-7	8/28/99	H
5	Michigan	31-24	10/15/94	A
6	Wisconsin [2]	38-31	12/3/16	N
7	Ohio State	31-27	10/11/97	H
8	Nebraska	40-7	9/14/02	H
9	Boston College	37-30	11/3/84	H
10	Utah [1]	35-21	1/2/23	N
11	Northwestern	34-9	11/2/96	H
12	Wisconsin	16-10	9/4/21	A
13	LSU	19-17	1/1/10	N
14	Wisconsin	31-24	11/30/13	A
15	Memphis [7]	53-39	12/28/19	N
16	Michigan	28-21	10/19/19	H
17	Iowa	17-12	10/9/19	A
18	Iowa	30-24	10/27/18	H
19	Michigan	42-13	10/21/17	H
20	Texas	38-15	1/1/97	N
21	Southern Miss.	34-6	9/5/98	H
22	Auburn	28-20	9/18/21	H
23	-	-	-	-
24	Iowa	31-0	9/23/24	H
25	Michigan	38-37	11/27/93	A

Based on Associated Press Poll.

Last Time Played at Home...

Rank	Opponent	W/L	Score	Date
1	Ohio State	L	17-37	10/27/07
2	Michigan	L	15-24	11/11/23
3	Ohio State	L	25-38	10/31/20
4	Ohio State	L	26-27	9/29/18
5	Ohio State	L	25-28	10/7/95
6	Ohio State	W	17-10	10/8/05
7	Ohio State	W	31-27	10/11/97
8	Ohio State	L	20-21	11/1/03
9	Michigan	L	17-21	11/13/21
10	Michigan	L	10-34	11/29/14
11	Michigan	L	22-28	11/27/10
12	Michigan	W	27-17	11/18/95
13	Michigan	L	16-28	11/21/15
14	Wisconsin	W	35-14	11/5/05
15	Ohio State	L	7-24	11/7/09
16	Michigan	W	28-21	10/19/19
17	Michigan	W	49-18	11/22/08
18	Iowa	W	30-24	10/27/18
19	Michigan	W	42-13	10/21/17
20	Boston College	L	32-35	10/17/92
21	Southern Miss.	W	34-6	9/5/98
22	Auburn	W	28-20	9/18/21
23	-	-	-	-
24	Iowa	W	31-0	9/23/24
25	Iowa	L	4-6	10/23/04

Win Over at Home...

Rank	Opponent	Score	Date
1	-	-	-
2	Ohio State	24-21	10/22/16
3	Alabama	34-28	10/8/83
4	Arizona	41-7	8/28/99
5	Pittsburgh	19-10	11/26/82
6	Ohio State	17-10	10/8/05
7	Ohio State	31-27	10/11/97
8	Nebraska	40-7	9/14/02
9	Boston College	37-30	11/3/84
10	Alabama	19-17	10/12/85
11	Northwestern	34-9	11/2/96
12	Michigan	27-17	11/18/95
13	West Virginia	19-9	11/4/89
14	Wisconsin	35-14	11/5/05
15	Pittsburgh	17-10	11/24/78
16	Michigan	28-21	10/19/19
17	Michigan	49-18	11/22/08
18	Iowa	30-24	10/27/18
19	Michigan	42-13	10/21/17
20	Stanford	24-20	9/14/74
21	Southern Mississippi	34-6	9/5/98
22	Auburn	28-20	9/18/21
23	-	-	-
24	Iowa	31-0	9/23/24
25	-	-	-

Last Time Played on the Road...

Rank	Opponent	W/L	Score	Date
1	Ohio State	L	10-38	10/17/15
2	Ohio State	L	17-28	11/23/19
3	Ohio State	L	12-20	10/21/23
4	Michigan	L	10-49	9/24/16
5	Michigan	L	17-41	10/15/22
6	Ohio State	L	38-39	10/28/17
7	West Virginia	L	30-51	10/29/88
8	Ohio State	L	14-38	11/13/10
9	Missouri	W	29-21	10/4/80
10	Ohio State	W	13-6	10/25/08
11	Pennsylvania	L	12-19	11/14/36
12	Michigan State	L	27-30	11/27/21
13	Minnesota	L	26-31	11/9/19
14	Wisconsin	W	31-24	11/30/13
15	Wisconsin	L	7-45	11/26/11
16	Iowa	L	14-26	10/25/03
17	Iowa	W	17-12	10/9/19
18	Nebraska	L	23-32	11/10/12
19	Wisconsin	W	34-31	10/5/02
20	Wisconsin	L	3-16	9/25/04
21	-	-	-	-
22	Northwestern	W	38-35	10/20/01
23	-	-	-	-
24	Michigan State	L	24-27	11/4/17
25	Michigan	W	38-37	11/27/93

Win Over on Road...

Rank	Opponent	Score	Date
1	Notre Dame	24-21	11/7/90
2	Alabama	23-3	10/25/86
3	-	-	-
4	-	-	-
5	Michigan	31-24	10/15/94
6	Ohio State	19-0	9/16/78
7	Maryland	20-18	9/7/85
8	Miami (Fla.)	27-23	9/18/99
9	Missouri	29-21	10/4/80
10	Ohio State	13-6	10/25/08
11	-	-	-
12	Wisconsin	16-10	9/4/21
13	Notre Dame	24-14	11/13/82
14	Wisconsin	31-24	11/30/13
15	Nebraska	30-24	9/26/81
16	Purdue	31-25	10/23/99
17	Iowa	17-12	10/9/19
18	Iowa	41-27	10/21/95
19	Wisconsin	34-31	10/5/02
20	-	-	-
21	-	-	-
22	Northwestern	38-35	10/20/01
23	-	-	-
24	-	-	-
25	Michigan	38-37	11/27/93

- [1] - Rose Bowl
- [2] - Big Ten Championship Game
- [3] - TicketCity Bowl
- [4] - at Three Rivers Stadium
- [5] - Fiesta Bowl
- [6] - Citrus Bowl
- [7] - Cotton Bowl
- [8] - Outback Bowl
- [9] - Peach Bowl

SIGNIFICANT DATES IN PENN STATE FOOTBALL HISTORY



Penn State's first varsity football team began play in 1887 and recorded shutouts of nearby Bucknell in its only two games that season.

February 22, 1855 — Pennsylvania Governor James Pollock signs the charter creating the Farmers' High School of Pennsylvania with its location to be determined.

September 1855 — Two-hundred acres of farm land outside the village of Centre Furnace in Centre County are chosen as the location of the Farmers' High School after a review committee, headed by Governor James Pollock, visits other proposed sites in Allegheny, Butler, Erie and Perry counties.

February 16, 1859 — Sixty-nine students show up for the first day of classes at the new Farmers' High School of Pennsylvania.

1862 — The Farmers' High School of Pennsylvania is given a new name as the Agriculture College of Pennsylvania in anticipation of being given official recognition as a land grant college under the federal Morrill Act.

1874 — The name of the college is officially changed to Pennsylvania State College. The town's post office takes the name State College.

November 12, 1881 — Penn State College students organize a football team without administration support and play the first game against the University of Lewisburg (renamed Bucknell University in 1896) in Lewisburg. Penn State wins, 9-0, in a cold, sleet-like drizzle.

September 1887 — George "Lucy" Linsz arrives on campus as a freshman and, with the help of fellow freshman Charles Hildebrand, gets approval from President George Atherton to organize the first official football team for Penn State College.

Fall 1887 — Pink and Black are picked as the team colors.

November 12, 1887 — The first official game is played against Bucknell at Lewisburg. Penn State wins, 54-0.

November 19, 1887 — The first home game is played on Old Main lawn. Captain and quarterback "Lucy" Linsz scores three second-half touchdowns to lead Penn State to a 24-0 win over Bucknell.

Fall 1888 — The team colors are changed to blue and white. A Student Athletic Association is formed to help support athletics with three divisions, including football, baseball and general.

November 11, 1889 — Penn State is handed its worst all-time defeat, 106-0, by Lehigh at Bethlehem. Penn State plays the first half with only nine players; the referee mercifully stops the game with five minutes left to play.

March 18, 1890 — Blue and white are formally adopted as the college colors at a meeting of the Athletic Association.

November 7, 1891 — Penn State plays its biggest game since 1887 against Bucknell for the lead in the Pennsylvania Intercollegiate Foot-Ball Association and loses a mistake-prone game, 12-10.

January 9, 1892 — Penn State is awarded the first championship of the Pennsylvania Intercollegiate Foot-Ball Association after finishing with a 4-1 league record, edging out "bitter rival" Bucknell (3-1-1).

January 1892 — George "The General" Hoskins is hired as the first "official" head football coach and first director of physical training for the Athletic Association.

Spring 1892 — Football players participate in the first spring practice as George Hoskins stresses physical conditioning and teamwork.

November 6, 1893 — Beaver Field (later known as Old Beaver Field) is dedicated with General James Beaver and his wife present, as Penn State plays its first game against Pitt, then known as Western University of Pennsylvania, and wins easily, 32-0. Funding of \$15,000 from the State Legislature helps in

the construction of the venue, including a 500-seat grandstand, located between present-day Osmond and Frear laboratories in center campus.

October 13, 1894 — Charlie Atherton sets four all-time records that still stand in the opening game, a 60-0 win against Gettysburg. Atherton kicks 10-of-10 extra point attempts to set the game extra points record for accuracy, points and attempts, and also adds three touchdowns for the most points in a game by a senior (32).

November 10, 1894 — Bill Suter establishes a Penn State record for the longest touchdown run from scrimmage with a 90-yard dash around right end for the only Penn State touchdown in a 6-6 tie with Navy in Annapolis. The record was not broken until 2014 when Bill Belton scored a 92-yard touchdown in a 12-7 win at Indiana.

November 24, 1894 — Charlie Atherton kicks one of the first placements from scrimmage in the history of college football; his 25-yard boot in a 9-6 win over Oberlin is ignored by historians.

November 29, 1894 — Penn State finishes its first unbeaten season with a 14-0 win over the Pittsburgh Athletic Club and a final 6-0-1 record.

Summer 1896 — George Hoskins resigns as "head coach" to become coach at Pitt and Dr. Sam Newton is hired as his replacement.

September 1897 — "Henny" Scholl introduces the first helmet during fall practice. It actually is a derby hat with the brim cut off and rags stuffed inside for padding. It gets little usage. The Athletic Association sets a mandatory student fee of \$2 to support athletic programs, including football.

October 30, 1897 — The "Hidden Ball Trick" is used for the first time in intercollegiate football by Cornell against Penn State in a game at Ithaca. Cornell wins, 45-0.

Fall 1898 — The school's loosely organized drum and bugle corps expands to create a full-sized Cadet Band, which later changes its name to the Blue Band.

December 1898 — Junior guard "Brute" Randolph becomes the first Penn State player named to the All-America team, when selected by Walter Camp for the 1898 third team.

Spring-Fall 1899 — Dr. Sam Newton resigns as "head coach" to coach at Lafayette. Sam Boyle of the University of Pennsylvania is hired as "head coach" but leaves at the end of the season.

October 7, 1899 — Star quarterback Earl Hewitt runs back a punt 65 yards for the only touchdown, then makes a game-saving tackle on the Penn State six-yard line late in the game as Penn State upsets Army, 6-0, in the first meeting of the two teams at West Point. Penn State will not beat Army again for 60 years.

Summer 1900 — William "Pop" Golden is hired as head coach and director of physical training for the Athletic Association.

October 1903 — Pop Golden is chosen as the school's first unofficial athletic director and gives up the position of head coach of the football team. Dan Reed of Cornell is hired as head coach for the last month of the season and decides not to return in 1904.

October 24, 1903 — In the first game at Pitt, Carl Forkum scores 39 points on five TDs and 9-of-10 PATs and Irish McIlveen scores two touchdowns — one on a 56-yard run — as Penn State clobbers Pitt, 59-0, in what would be the biggest margin of victory in the series for 65 years.

Winter 1904 — Tom Fennell, Cornell star of the 1890s, is hired as the first full-time head coach.

October 1, 1904 — Carl Forkum sets the all-time kickoff return record with a 115-yard runback for a touchdown in a 50-0 win over Allegheny.

November 3, 1905 — Penn State sets a team scoring record with a 73-0 win over Geneva at Beaver Field as nine players score touchdowns.

October 6, 1906 — Penn State wins one of its biggest games ever with a 4-0 victory over the Carlisle Indians before 4,000 fans at Williamsport as freshman "Bull" McCleary kicks a 35-yard field goal for the only points.

October 20, 1906 — Ed Cyphers runs the "wrong way" after recovering a blocked kick during the big game with Yale in New Haven and his "bad luck" error helps lose the game, 10-0. It will be the only defeat of the season.

November 29, 1906 — The first of Penn State's outstanding teams compiles an 8-1-1 record after beating Pitt, 6-0, on Thanksgiving Day in Pittsburgh on a touchdown in the last 30 seconds, setting a record of nine shutouts that remains the all-time best for the Nittany Lions.

December 1906 — Center William "Mother" Dunn becomes Penn State's initial first-team All-American when selected by Walter Camp.

PENN STATE FOOTBALL TIMELINE

March 17, 1907 — Senior H.D. “Joe” Mason advocates adopting a Lion as the college mascot in an article in the humor magazine *Leman*. Mason says the idea evolved when he was a freshman baseball player during a 1904 game with the Princeton Tigers, and that he answered taunts by Princeton players that the “king of the beasts” — Lions — roamed the Nittany Valley until becoming extinct from hunting by Indians and settlers. Penn State beat Princeton that day in 1904, 9-1. Students later vote to adopt a mountain Lion as the mascot, and Penn State becomes the first college to use Lion as its symbol.

October 26, 1907 — Penn State sets a team scoring record with a 75-0 win over Lebanon Valley at Beaver Field. Sophomore “Bull” McCleary scores five touchdowns in the game, setting a season scoring record of 13 touchdowns (which remained the record until broken by Charlie Pittman in 1968).

November 28, 1907 — Penn State’s former football captains and managers meet in Pittsburgh on Thanksgiving evening to form an organization that becomes the forerunner of today’s Varsity Letterman’s Club.

September 19, 1908 — Penn State loses its first and only game on Old Beaver Field in a shocking 6-5 upset by Bellefonte Academy.

November 7, 1908 — A record crowd of several thousand (exact figure unknown) turns out as Penn State plays the final game on Old Beaver Field, beating Bucknell, 33-6. The victory is the 48th against only one defeat on the playing field.

Spring-Summer 1909 — Tom Fennell resigns as head coach and Bill Hollenback, All-American fullback and captain of the 1908 University of Pennsylvania team, is hired as his replacement with the title of “advisory coach.” Former Penn State player and then current baseball coach “Irish” McIlveen is given the title of “head coach.”

September 1909 — Penn State’s first great recruiting class enters school and starts football practice. The recruits include two future members of the College Football Hall of Fame — Pete Mauthe and Dexter Very.

October 2, 1909 — Two major milestones in Penn State football history take place as Penn State records its 100th all-time victory and the first game is played at New Beaver Field near Rec Hall. A crowd of 500 sees Penn State beat Grove City, 31-0, with Captain Larry Vorhis, the quarterback, scoring the first touchdown and kicking a field goal.

October 9, 1909 — Penn State gives up the lead on a two-point safety in the last minute to allow Pop Warner’s Carlisle Indians to gain an 8-8 tie before 10,000 at the neutral site of Wilkes-Barre. A major brawl breaks out after the game when Penn State and Carlisle players fight over which team gets the “victory” ball.

October 23, 1909 — After 15 consecutive defeats since the series began in 1890, Penn State ties Pennsylvania, 3-3, at Franklin Field. The Nittany Lions go on to finish the year at 5-0-2 for their second undefeated season in history.

Summer 1910 — Bill Hollenback resigns to accept a one-year position as head coach at Missouri. Hollenback’s older brother, Jack, takes over as “advisory coach” and McIlveen continues as “head coach.”

November 12, 1910 — An admission fee is charged at a home game for the first time as Penn State beats Bucknell, 45-3.

Summer 1911 — Bill Hollenback returns from Missouri to again become coach, still with the title of “advisory coach.” Former star running back and 1908 captain “Bull” McCleary is named “head coach.”

October 14, 1911 — Penn State pulls off a major upset over Cornell, 5-0, in Ithaca, touching off a riot in State College that has been called the worst in history following a football game. Students and townspeople fight with fists, clubs and shovels throughout the streets and alleys of the borough after which school officials apologized.

October 28, 1911 — Penn State beats Pennsylvania for the first time, 22-6, as “Shorty” Miller shocks the crowd of 15,000 at Franklin Field by running back the opening kickoff 95 yards for a touchdown.

December 12, 1911 — New eligibility rules are adopted by the Athletic Association requiring athletes to finish their education in four years and eliminating rules that allowed athletes to take less credit hours than the minimum requirements for a freshman.

Spring 1912 — Pop Golden resigns as unofficial athletic director to enter private business.



Center W.T. “Mother” Dunn was selected Penn State’s initial first-team All-American in 1906. The team captain led Penn State to an 8-1-1 record, with eight shutout victories.

Summer 1912 — Bill Hollenback is formally given the title “head coach.”

October 12, 1912 — The largest crowd at New Beaver Field since its opening in 1909 — 4,000 fans — watches as Penn State beats Washington & Jefferson, 30-0. Pete Mauthe kicks three field goals to set the record for most field goals in a game.

November 16, 1912 — Penn State “upsets” Ohio State at Columbus in the first game between the two teams by the unofficial score of 37-0. The Buckeyes walk off the field with nine minutes left to play claiming “unnecessary roughness” and the score is officially recorded as a 1-0 forfeit.

November 28, 1912 — Penn State’s greatest team to date beats Pitt, 38-0, on Thanksgiving Day at Forbes Field to finish with an 8-0 record, outscoring opponents 256-6 and ending a two-year run of 16-0-1. Pete Mauthe sets the record for the longest field goal with a 51-yard boot. The kick remains the record until broken by Chris Bahr in 1975. Mauthe scores a total of 20 points, with two touchdowns and five extra points. Mauthe also sets an individual season scoring record of 119 points, that is not broken until 1971, with 11 touchdowns, 8 field goals and 29 PATs.

February 5, 1913 — A rule is adopted by the Athletic Association requiring athletes to “be in good standing for a four-year collegiate course.” This tightened eligibility requirement eliminated the so-called “tramp athlete” who would be on a campus for only one year to play a specific sport while taking a few courses and then move on to another college.

Fall 1913 — A new fight song called “Victory” (“Fight, Fight, Fight, For the Blue and White”) is introduced by its author, undergraduate Jimmy Leydon, and sung at all football games.

October 4, 1913 — “Shorty” Miller sets the game rushing record that lasts 68 years with 250 yards, including five touchdowns on runs of 23, 55, 47, 37 and 40 yards as Penn State beats Carnegie Tech, 49-0, at New Beaver Field in the 1913 season opener.

November 8, 1913 — Penn State loses its first game at New Beaver Field before a record crowd of “several thousand” in its first ever major intersectional game and first game against Notre Dame.

The Fighting Irish win, 14-7, in a game that ends with a controversial referee decision nullifying a Penn State touchdown. Knute Rockne catches a touchdown pass from Gus Dorias for Notre Dame that helps end Penn State’s 20-game home unbeaten streak.

October 25, 1914 — Penn State stops Harvard’s 22-game winning streak with a 13-13 tie at Cambridge, as Harvard, considered the best team in the country, rallies on a trick-play touchdown in the last minutes of the game. A celebration on campus two days later causes injuries and major damage to school buildings as a bonfire explodes.

November 13, 1914 — A record crowd of 10,000, including governor John K. Tener, watch on Pennsylvania Day as Penn State loses its second major intersectional game at New Beaver Field in its first game with Michigan State, 6-3.

December 1914 — Bill Hollenback resigns as head coach to enter private business in Philadelphia.

January 2, 1915 — Assistant coach Dick Harlow becomes the first former Penn State player to be named as official head coach of the football team.

December 1, 1915 — Sophomore end Bob Higgins becomes the first Penn State underclassman to earn first-team All-American honors when picked by International News Service.

November 4, 1916 — Penn State breaks a nine-year-old scoring record with a 79-0 rout over Geneva at New Beaver Field.

October 6, 1917 — Junior Harry Robb sets a Penn State record that has never been broken for most touchdowns in a game with six in an 80-0 rout of Gettysburg at New Beaver Field, as the team again shatters the game scoring record.

October 13, 1917 — Penn State breaks its one-week old team scoring record with a 99-0 win over St. Bonaventure at New Beaver Field. Nine players score touchdowns, including three by Harry Robb.

November 17, 1917 — Harry Robb ties “Bull” McCleary’s season record for touchdowns with 13 by scoring three touchdowns as Penn State plays Maryland for first time and wins, 57-0, at New Beaver Field.

July 1918 — Dick Harlow asks out of his contract as head coach to enter military service. He says he will return.

PENN STATE FOOTBALL TIMELINE

July 18, 1918 — Lt. Levi Lamb, a star lineman on the teams of 1912-14, is killed near Soissons, France, while leading his Army platoon against a German stronghold. He is one of two former players to die in World War I as 1912 teammate Red Bebout is killed on a French battlefield on Sept. 29, 1918.

August 25, 1918 — Hugo Bezdek, manager of the Pittsburgh Pirates Baseball Club, is hired as head football coach and director of physical education with supervision over intercollegiate sports.

November 27, 1918 — Penn State completes an unusual season because of World War I by losing, 28-6, at Pitt and finishing with a 1-2-1 record.

Fall 1919 — Dick Harlow returns to Penn State to serve as assistant coach to Hugo Bezdek.

October 4, 1919 — A new song — “The Nittany Lion” — is introduced at the opening game against Gettysburg at New Beaver Field. The first words, “Hail to the Lion, Loyal and True,” written by Jimmy Leyden, will become familiar to generations of Penn State fans.

November 27, 1919 — End Bob Higgins takes a flat-pass near his own goal line from Bill Hess on a fake punt and officially runs 92 yards for a touchdown to set a Penn State record as the longest pass play in history until broken in 2018 by quarterback Sean Clifford and wide receiver Daniel George. Some sportswriters covering the game recorded the run at 95 yards. The surprise play helps Penn State down Pitt, 20-0, to finish with its best season since 1912, but Penn State will not beat Pitt again for 20 years.

September 25, 1920 — New wood grandstands are added to New Beaver Field’s East side, raising the seating capacity to 5,500, but only 2,500 show up for the season-opening 27-7 victory over Muhlenberg.

October 9, 1920 — On the first alumni “Home-Coming” day, a record standing-room crowd of 12,000 turns out to see Penn State beat Dartmouth, 14-7.

October 16, 1920 — In only the third major intersectional game at New Beaver Field, and the first since 1914, Penn State clobbers NC State, 41-0.

October 23, 1920 — Penn State sets the all-time team scoring record with a 109-7 win over Lebanon Valley at New Beaver Field, coming back from a 7-0 first-quarter deficit. Charley Way scores three touchdowns in the first quarter to lead the rout.

November 6, 1920 — Penn State wins its fourth major intersectional game at New Beaver Field in its first game against Nebraska, 20-0, on Pennsylvania Day. Glenn Killinger and Charley Way combine to lead the team as each scores a TD and Killinger passes for another.

September 24, 1921 — New Beaver Field opens its first press box, located atop the West stands. The press box is used for the first time in a 53-0 season-opening win over Lebanon Valley.

October 22, 1921 — Penn State gives up a touchdown in the fourth-quarter darkness at Cambridge as heavily favored Harvard manages to come back for a 21-21 tie in a game many sportswriters at the time called “one of the greatest football games ever.”

October 29, 1921 — In the first Penn State game played in New York City, Penn State easily beats national power Georgia Tech, 28-7, at the Polo Grounds as Glenn Killinger’s 85-yard kickoff for a touchdown breaks open the game and helps make him a first-team All-American.

December 3, 1921 — Penn State plays its first game on the West Coast, beating Washington, 21-7, before 35,000 in Seattle to complete an 8-0-2 season and its 24th straight game without a defeat.

Spring 1922 — Dick Harlow quits as assistant coach after a final dispute with Hugo Bezdek and becomes head coach at Colgate.

September 23, 1922 — The New Beaver Field seating capacity is increased to 12,000 as the 1922 season opens with a 54-0 victory over St. Bonaventure.

October 27, 1922 — Ten surviving members of the first official team in 1887 are honored in New York City by the Alumni Association as the “founders” of Penn State football.

October 28, 1922 — The Nittany Lion mascot makes its first appearance on the field dressed in an African Lion uniform during Penn State’s first game against Syracuse played at New York’s Polo Grounds. Dick Hoffman, Class of ’23, dresses in the uniform of a maned African Lion that he had worn while appearing in the Penn State Players’ production of George Bernard Shaw’s “Androcles and the Lion.” Penn State and Syracuse battle to a 0-0 tie before a crowd of 25,000.


November 3, 1922 — Navy uses a fake punt and fumble recovery to end Penn State’s 30-game unbeaten streak, 14-0, before 35,000 spectators at Washington’s American League Park. Dozens of congressional, government and foreign leaders and many of college football’s leading coaches, players and sportswriters are in attendance.

January 1, 1923 — Penn State plays in its first bowl game, the 1923 Rose Bowl at Pasadena, and loses to USC, 14-7, but receives \$21,350 for participating in the game. It is the first Rose Bowl played at its present site in Pasadena’s Arroyo Seco area and the first appearance in the game by USC. This also is the first time a Penn State game and a postseason bowl game is broadcasted on radio when Los Angeles radio station KHJ does it. The contemporary Los Angeles Times reported that the broadcast was sent by telephone lines to many stations in the east, including KDKA in Pittsburgh.

September 29, 1923 — Additional wooden bleachers are constructed at New Beaver Field, raising the seating capacity to 13,500. Just 3,000 turn out to see Penn State beat Lebanon Valley, 58-0, in the season opener.


October 20, 1923 — A New Beaver Field attendance record of 20,000 is set as Penn State upsets unbeaten Navy, 21-3, in the Homecoming game. “Light Horse” Harry Wilson has his greatest game, rushing for 123 yards and scoring all three Penn State touchdowns with a 55-yard interception return, a 95-yard kickoff return and a 72-yard run off a fake reverse.

Spring 1924 — Bas Gray becomes the first junior elected team captain.



Penn State and Gettysburg played every season from 1919-24 at New Beaver Field, with the Nittany Lions posting six consecutive shutout wins.

PENN STATE FOOTBALL TIMELINE



Penn State's appearance in the 1948 Cotton Bowl was significant on several fronts. Wally Triplett and end Dennie Hoggard became the first African-Americans to play in the Cotton Bowl game and helped Penn State to a 9-0-1 record in 1947, with the only blemish a 13-13 tie with SMU in the Cotton Bowl. Behind a defense that posted six shutouts, Penn State won its first Lambert Trophy and its No. 4 final ranking was its highest in program history to date.

September 15, 1924 — The football team moves into new Varsity Hall, across the street from New Beaver Field. Varsity Hall includes dormitory rooms, a training table and football locker room. The building name is later changed to Irvin Hall after athletes move out and now is an undergraduate residence hall.

October 25, 1924 — Penn State's 29-game winning streak at New Beaver Field comes to an end as Syracuse wins the Homecoming game, 10-6. The streak began after a loss to Rutgers during World War I in 1918.

November 7, 1925 — Penn State surprises Notre Dame by tying the Irish, 0-0, in driving rain and mud on Homecoming at New Beaver Field before a record-breaking crowd reported as 25,000 by several newspapers. But official attendance is listed as 20,000.

November 14, 1925 — Penn State visits West Virginia for the first time to participate in dedication ceremonies for West Virginia's new Mountaineer Field, and loses, 14-0.

November 26, 1925 — The annual Thanksgiving Day game with Pittsburgh is played for the first time at new Pitt Stadium and Penn State loses, 23-7.

January 14, 1926 — The Penn State administration appoints an alumni committee to study football policies in the wake of allegations by the Carnegie Foundation and others that Penn State over-emphasizes all sports to the detriment of educational goals of higher education.

October 9, 1926 — Penn State wins its 200th game by beating Marietta, 48-6, at New Beaver Field. Cy Lungren runs back a kickoff 95 yards for a touchdown to spark the win.

October 16, 1926 — Penn State loses its 100th football game as Notre Dame wins, 28-0, in the Nittany Lions' first visit to South Bend, Ind.

December 25, 1926 — Dr. Ralph Hetzel becomes Penn State's 10th president and calls for stronger supervision of the athletic programs, especially football, by the administration.

February 26, 1927 — A blue ribbon committee known as the Beaver White Committee issues its final report recommending the elimination of all athletic scholarships and the creation of two separate bodies to supervise Penn State's athletic programs for athletes and students: the Board of Athletic Control and the Department of Physical Education.

August 10, 1927 — The newly organized Board of Athletic Control ends all financial aid to athletes beginning with 1928 incoming freshmen and recommends that Penn State athletic officials "not scout opponents' games regardless of scouting policies of opponents."

October 1, 1927 — The first radio broadcast of a Penn State football game is carried over the college station, WPSC. Assistant coach Larry Conover describes the action in a 34-13 win over Gettysburg. Conover goes on to broadcast four more games from New Beaver Field in the 1927 season.

October 22, 1927 — Penn State beats Syracuse for the first time, after four defeats and a tie, as captain Johnny Roepke shakes off an injury and sparks the team to victory by kicking a 21-yard field goal and making a game-saving tackle on the ensuing kickoff in a 9-6 victory at Archbold Stadium.

November 24, 1927 — The first away game is broadcast over radio by KDKA in Pittsburgh as undefeated Pitt scores the most points against Penn State in 11 years to win 30-0 at Pitt Stadium.

September 29, 1928 — The first radio broadcast of a Penn State game by students is done over the college station, WPSC. Sophomore Ken Holderman (later a university vice president and trustee) does play-by-play in a 25-0 victory over Lebanon Valley.

January 19, 1929 — A new athletic building, soon to be known as Recreation Hall, is used for the first time for "winter" football practice. The \$600,000 building is dedicated on March 23, 1929 during the weekend of the Intercollegiate Boxing Championships.

October 26, 1929 — Cooper French and Frank Diedrich team for one of the greatest punt returns in history in an impromptu razzle-dazzle 60-yard lateral-and-run for a touchdown on the last play of the game to defeat Lafayette, 6-3, before a disbelieving, but cheering, Homecoming crowd of 10,000 at New Beaver Field.

October 29, 1929 — The Carnegie Foundation releases a 383-page report on the Advancement of Teaching condemning Penn State and other colleges for dishonesty in over-emphasizing football and other intercollegiate sports by giving athletic scholarships and urged a return to amateurism. Carnegie later issues an addendum declaring Penn State had changed policies two years previously, but the addendum is virtually ignored by the public and press and Penn State's educational image is damaged. (The stock market crashes this same day, precipitating a nationwide depression.)

January 20, 1930 — Hugo Bezdek is relieved of his football head coaching duties and named the first director of the new School of Physical Education.

March 27, 1930 — Former two-time All-American Bob Higgins is promoted from assistant coach to head coach of the football team.

October 31, 1931 — Pitt coach Jock Sutherland rests his first team and plays the scrubs the entire game as the Panthers clobber the Nittany Lions, 41-6, scoring the most points since the series began, then insults the New Beaver Field Homecoming crowd by working out his first team for 15 minutes after game. Fans did not know that Sutherland had received Bob Higgins' approval before the game for the workout. This was Pitt's first visit to Penn State since 1902, and the teams did not play again until 1935.

November 28, 1931 — Penn State ends a seven-game losing streak that remains the school record, by beating Lehigh, 31-0, in a postseason game for charity at Philadelphia's Franklin Field, ending the season with what is still its worst record in history, 2-8.

October 14, 1933 — Penn State football hits a low point when Muhlenberg wins in a major upset, 3-0, at New Beaver Field. The team goes on to a 3-3-1 record.

October 20, 1934 — Penn State wins its first regular-season road game in five years and the first away game in the Higgins era with 31-0 win over Lehigh in Bethlehem.

September 1, 1936 — Penn State opens preseason practice with its first all-alumni coaching staff: Bob Higgins ('20), head coach; Joe Bedenk ('24), Earle Edwards ('31) and Al Michaels (Mikelonis) ('35), varsity assistants; and Marty McAndrews ('30), freshman coach.

October 1, 1936 — Former head coach Hugo Bezdek agrees to a one-year leave of absence with pay from the position of director of the Physical Education School, and resigns a year later.

October 6, 1936 — Four surviving members of the 1881 "forgotten pioneers" team are officially recognized as playing in Penn State's first and only intercollegiate football game before 1887 and are given Varsity "S" letters.

Fall 1937 — Dr. Carl P. Schott is hired as the director of Physical Education and de facto Dean of Athletics.

October 2, 1937 — The first game is filmed on request by the coaches to help the team in practice. Penn State beats Gettysburg, 32-6, at New Beaver Field, but the film shot by student cameramen is too dark and Bob Higgins hires zoology instructor and part-time track coach Ray Conger to take charge of filming, a position Conger holds for 39 years.

November 13, 1937 — Penn State clinches its first winning season since 1929 and the first in Bob Higgins' coaching regime by beating Maryland in the last minute at New Beaver Field, 21-14, but loses the next week to National Champion Pitt and finishes with a 5-3 record.

September 26, 1938 — Ridge Riley writes and publishes the first "Football Newsletter" with a preseason analysis of the 1938 season.

October 1, 1938 — The first Penn State radio network is set up and starts broadcasting with an opening game against Maryland at New Beaver Field. KDKA Pittsburgh originates a broadcast with Bill Sutherland on play-by-play and Jack Barry doing color commentary as Penn State wins, 38-0.

October 29, 1938 — Two players each get 100 yards in a game for the first time as sophomore Chuck Peters (156 yards) and junior Steve Rollins (122) help lead Penn State to a 33-6 win over Syracuse at New Beaver Field.

PENN STATE FOOTBALL TIMELINE

November 20, 1938 — Penn State loses, 26-0, at Pitt to finish with 3-4-1 record that will be the last losing season for 49 years. Despite the record, the team sets three NCAA defensive records, including one for fewest yards passing allowed per game (13.1 yards average) that still stands.

November 25, 1939 — Future All-American Leon Gajewski leads Penn State to its first victory over Pitt in 20 years in a 10-0 upset before a record-breaking crowd of 20,000 at New Beaver Field and Penn State finishes the year with its best record since 1921 at 5-1-2.

November 9, 1940 — Juniors Bill Smaltz and Lenny Krouse team for the greatest passing day to date as Smaltz completes 14-of-21 passes (including 12 in succession that remained a record until 1994) for 193 yards and two touchdowns and Krouse catches 10 for two touchdowns and 155 yards.

November 16, 1940 — Chuck Peters sets the all-time kickoff return record with a 101-yard touchdown return on the opening kickoff of a 25-0 win over NYU. It's his second touchdown run back of the season and establishes the season record for kickoff touchdown returns after running 96 yards with the second half kickoff in an earlier 18-0 win at Temple.

November 23, 1940 — Penn State loses its first and only game of the season and a chance for a bowl game when upset by Pitt, 20-7, at Pitt Stadium.

September 1941 — Dave Alston and his brother, Harry, of Midland, Pennsylvania, become the first African-American players on the Penn State team. Dave becomes the star of the unbeaten freshman team and is selected by some preseason magazines as college football's "sophomore of the year."

September 1941 — The State College Quarterback Club organizes and meets for the first time to sponsor Wednesday luncheons with head football coach Bob Higgins, players and other assistant coaches.

October 31, 1941 — Penn State plays its first night game, at New York's Polo Grounds, against New York University and wins, 42-0, in heavy rain on a sloppy field.

November 12, 1941 — Led by Dave and Harry Alston, Steve Suhey and Red Moore, the freshman team goes unbeaten for the first time since 1916 with a 5-0 record. Dave Alston scores eight touchdowns, passes for four others and drop-kicks six extra points in one of the school's outstanding individual freshman performances ever.

August 15, 1942 — Freshman star Dave Alston, Penn State's first African-American player, dies in Bellefonte Hospital after a tonsillectomy operation, but his death is traced to injuries suffered in a spring practice scrimmage against Navy. (Brother Harry is so shaken he never returns to school.)

September 1, 1942 — The first radio network, organized by KDKA, dissolves because of World War II. A major gasoline sponsor can't get enough gas to sell.

September 10, 1942 — The Athletic Board authorizes freshmen to play on varsity teams for the duration of World War II.

October 24, 1942 — The Nittany Lion Shrine, created by famed sculptor Heinz Warneke, near the entrance of New Beaver Field is dedicated during halftime of a 13-10 Homecoming win over Colgate. H.D. "Joe" Mason, Class of 1907, who instigated the move for a Lion as the mascot, is among the crowd of 11,510.


November 14, 1942 — In one of the biggest upsets of the Higgins era, Penn State shocks Penn, 13-7, before 50,000 at Franklin Field behind the punting of Joe Colone and the running and defensive play of Larry Joe, who is carried off the field at the end of the game.

November 30, 1942 — Penn State is ranked for the first time by the Associated Press at season's end, tying at No. 19 with defending National Champion Minnesota and Holy Cross, as a team dominated by sophomores and freshmen surprises the nation with a 6-1-1 record.

November 13, 1943 — Snow forces some officials to be late for the Temple game at New Beaver Field as Doggie Alexander, owner of the Rathskeller tavern, comes out of the stands to be the field judge and *Philadelphia Inquirer* sportswriter Stan Baumgartner leaves the press box to serve as the head linesman. Only one 15-yard penalty is called in Penn State's 13-0 win.

October 21, 1944 — Larry Cooney, 16, of Pittsburgh becomes the youngest player ever to start a Penn State football game. He opens at right halfback against Colgate in the fourth game of the season, when freshmen were eligible because of World War II, and carries the ball five times for eight yards. Johnny Chuckran becomes the only freshman ever to serve as captain for a season, and runs back a punt 50 yards in the last minute to spark a 6-0 upset win over Colgate in Hamilton, New York.

October 28, 1944 — For the first time, an all-freshman starting lineup takes the field and loses to West Virginia, 28-27, in the first home loss since 1938.



Lenny Moore was among the greatest players to wear the blue and white. In 1954, he became the first Nittany Lion to rush for more than 1,000 yards in a season, gaining 1,082 with 11 touchdowns. Moore was selected by the Baltimore Colts in the first round of the 1956 NFL Draft and had a brilliant 12-year career with the Colts, playing in seven Pro Bowls and gaining induction into the Pro Football Hall of Fame in 1975.

November 17, 1945 — Freshman Wally Triplett becomes the first African-American player to start a Penn State game when he takes the field at right halfback (the tailback position in the single-wing formation) against Michigan State at East Lansing, Michigan. The Nittany Lions lose, 33-0, but Triplett is praised for his all-around play.

Summer 1946 — Jim O'Hora, a center at Penn State from 1933-35, and Earl Bruce, the high school coach from Brownsville, Pennsylvania, join Bob Higgins' coaching staff, O'Hora as assistant line coach and Bruce as freshman coach based at California (Pa.) State Teachers College.

Summer 1946 — Casey Jones and other Pittsburgh area alumni raise \$19,000 to buy an old fraternity house off campus to house football players. New assistant coach Jim O'Hora agrees to be "counselor" of the facility and he and his family move in. All freshmen players are assigned to the campus of California State Teachers College, where they will train under the direction of Bruce.

November 9, 1946 — Penn State cancels the final game of season, set for Nov. 29, when University of Miami (Fla.) officials request that Penn State not bring its two African-American players, Wally Triplett and Dennie Hoggard, on the trip.

November 16, 1946 — A U.S. President makes his first known attendance at a Penn State game as Harry Truman gives Navy a pep talk before the game and at halftime in Annapolis. Penn State upsets the heavily favored Middies, 12-7, as Elwood Petchel runs back a pass interception for one touchdown and scores another on a one-yard run.

October 18, 1947 — Penn State sets an NCAA record for fewest total yards allowed by holding Syracuse to a minus-47 yards in a 40-0 Homecoming win at New Beaver Field.

October 25, 1947 — In the key game of the 1947 season, Penn State comes from behind to beat undefeated West Virginia, 21-14, before the

largest New Beaver Field crowd (20,313) since the 1925 Notre Dame game and stays on track for its first bowl game in 25 years.

November 8, 1947 — Penn State's contest at Temple is the first known telecast of a Penn State football game. It is televised on WFIL-TV in Philadelphia.

November 15, 1947 — Penn State wins its 300th game with a 20-7 conquest of Navy at Baltimore's Memorial Stadium. Fullback Jeff Durkota runs 48 and 42 yards for touchdowns on the identical inside-reverse play.

November 22, 1947 — Penn State beats Pitt, 29-0, to become the first Penn State squad in history to win all nine games of a regular-season and sets school records for giving up the least amount of points (27) and the most shutouts (6). The Nittany Lions also set NCAA defensive records for fewest rushing yards allowed per game (17) and per rush (0.64).

December 8, 1947 — Penn State finishes in the Top 10 for the first time when ranked fourth in the final Associated Press poll. The Nittany Lions also are awarded the Lambert Trophy as the best team in the East for the first time since the trophy's inception in 1936.

January 1, 1948 — Tailback Wally Triplett and end Dennie Hoggard become the first African-Americans to play in the Cotton Bowl game. Triplett scores a TD and plays an outstanding defensive game as Penn State and Doak Walker-led SMU battle to a 13-13 tie.

October 23, 1948 — A New Beaver Field attendance record of 24,579 is set during Homecoming as Penn State ties Michigan State, 14-14, in a game marked by controversy over a clipping penalty that nullified a Spartan 100-yard touchdown on an interception return.

November 6, 1948 — Penn State plays before the largest crowd to date — 71,180 — and defeats Penn at Franklin Field, 13-0, sparked by a razzle-dazzle touchdown run-and-pass play of Fran Rogel-to-Chuck Drazenovich-to-Elwood Petchel-to-Rogel.


November 27, 1948 — A Penn State team travels by airplane for the first time to play Washington State at Tacoma and wins the game, 7-0, to finish the season at 7-1-1 and achieve the No. 18 ranking in the Associated Press college football poll.

March 12, 1949 — Bob Higgins announces his resignation as head football coach and long-time assistant coach Joe Bedenk is named as his successor.

Spring 1949 — Earle Edwards resigns from the football coaching staff following spring practice and joins the Michigan State staff as an assistant coach. Joe Bedenk names former Penn State lineman Sever Toretti (1936-38) as line coach and ex-Pitt star Frank Patrick as defensive backfield coach.

1949 — Tuition scholarships for all sports are re-established by the Board of Trustees on the recommendation of the Athletic Board with 100 total scholarships approved.

PENN STATE FOOTBALL TIMELINE



A dominant two-way player from 1960-62, Dave Robinson was a consensus first-team All-American as a senior. A ferocious linebacker known for his big hits, he also made 17 receptions for 178 yards in 1962. A first-round choice of the Green Bay Packers in the 1963 NFL Draft, Robinson was an All-Pro linebacker with the Packers (1963-72) and Washington (1973-74). He was inducted into the National Football Foundation College Football Hall of Fame in 1997 and the Pro Football Hall of Fame in 2013.

September 1949 — The first class of scholarship players since 1927 enters Penn State but are sent to California State Teachers College because of crowded housing conditions on the main campus. Among the freshmen are future starters Joe Yukica, Don Barney, Jim Dooley and Joe Gratson.

October 1, 1949 — Penn State plays its 500th game since 1887 and loses, 42-7, to an Army team that would stay unbeaten and be rated No. 4 in the country.

March 5, 1950 — Joe Bedenk resigns after one year as head football coach, but remains on the staff as an assistant coach.

March 31, 1950 — The Athletic Board sets 30 scholarships exclusively for football to include tuition, room and board.

April 22, 1950 — Charles A. "Rip" Engle, head coach at Brown University, is named head football coach by acting Penn State president James Milholland.

May 27, 1950 — Rip Engle names Joe Paterno, his senior quarterback at Brown, to the coaching staff and assigns him to coach the quarterbacks.

October 14, 1950 — Penn State loses for the first time at night after four wins at night dating to 1941, all played in the rain, as Syracuse wins, 27-7, on a clear night at Archbold Stadium.

November 11, 1950 — The first Band Day is held at Beaver Field, with nine Centre County high school bands participating as Penn State beats West Virginia, 27-0. Band Day was held annually for 25 years, with the final one taking place at the Nov. 16, 1974 game with Ohio University. The annual "Blue Band Jam" returned to Penn State in 2014.

December 2, 1950 — A major snow storm forces postponement of the final game of the season against Pitt at Pitt Stadium on November 25. The game is moved to Forbes Field one week later, where Penn State wins, 21-20, in what is now known as the first Snow Bowl.

December 1950 — The Athletic Board adds 15 scholarships for football, bringing the total to 45.

September 1, 1951 — The Athletic Board and Eastern Intercollegiate Athletic Conference agree to make freshmen eligible for varsity play because of the Korean War. The authorization only lasts one year before freshmen are banned again.

October 20, 1951 — Another Beaver Field attendance record — 30,321 — is set, again in a Homecoming game, against unbeaten (and eventual No. 2) Michigan State, but this time Penn State loses, 32-21.

July 1952 — Ernest "Ernie" McCoy, basketball coach at Michigan since 1948, takes over as Director of Athletics and Dean of the Physical Education Department.

September 20, 1952 — Former player and coach Joe Bedenk watches his first game since 1917 as a spectator after stepping down as assistant coach. He sees a 20-13 win over Temple at Beaver Field.

September 27, 1952 — Junior Tony Rados surprises fans and makes national headlines by giving Penn State its greatest passing day in 12 years, completing 17-of-30 passes for 179 yards and one TD (and 2 interceptions), and out-dueling Purdue's All-American passing sensation, Dale Samuels, in leading Penn State to a surprising 20-20 tie at Beaver Field.

November 13, 1952 — Penn State goes over 100,000 in total season home attendance for the first time in history (103,751 in five games) as 15,957 at Beaver Field watch the Lions escape with 7-6 win over underdog Rutgers.

November 22, 1952 — Penn State upsets Pitt, 17-0, to knock the Panthers from the Orange Bowl before 53,766 at Pitt Stadium. The Nittany Lions' defense, led by Jack Sherry's two interceptions, and Ted Kemmerer's punting throttles the Pitt attack, while Rados' passing sparks the Lions' offense.

October 17, 1953 — Mickey Bergstein, colorman and engineer for Penn State's radio network, makes a spectacular debut as play-by-play announcer in a game against Syracuse at Beaver Field, when he takes over in the fourth quarter for regular announcer Bob Prince, who has to leave to broadcast a Steelers-Eagles NFL game in Philadelphia that night. Bergstein describes how Penn State scores two touchdowns in the fourth quarter in a come-from-behind 20-14 win that ends with a brawl at the Syracuse bench.

November 7, 1953 — Heavy snow blankets State College in a 24-hour period, forcing major snow removal at Beaver Field for a game against Fordham. Kickoff is delayed by two hours because of the late arrival of the Penn State team, which was trapped in a Clinton County hunting camp known as "Camp-Hate-To-Leave-It." The Nittany Lions go on to win a 28-21 thriller before some 13,897 hearty fans. The game is now known as Penn State's second Snow Bowl.

November 13, 1953 — Penn State becomes The Pennsylvania State University and the next day the Nittany Lions play their first game as Penn State and come from behind from a 14-6 second-quarter deficit to defeat Rutgers, 54-26, at New Brunswick.

December 1953 — The Levi Lamb Fund, named for the former Penn State star, is established at the suggestion of athletic director Ernie McCoy to assist in obtaining financial aid for athletes and the athletic department.

March 1, 1954 — J.T. White, who played on Michigan's 1948 National Champion team as well as at Ohio State as a center, joins Rip Engle's staff as an assistant coach.

September 25, 1954 — Underdog Penn State stuns preseason Big Ten Conference favorite Illinois, 14-12, in the opening game of the season played at Champaign, shocking the college football world and becoming an overnight front-runner to win the Lambert Trophy.

October 23, 1954 — Jesse Arnelle, Rosey Grier and Lenny Moore become the first African-Americans to play college football in Fort Worth, Texas, but the Nittany Lions make too many mistakes and lose to TCU, 20-7.

October 30, 1954 — Penn State plays its first game on national television and beats Penn, 35-13, at Franklin Field, scoring the most points in the long-time series against the Quakers. Lenny Moore rushes for 140 yards and scores three touchdowns.

September 1, 1955 — Penn State begins a year-long celebration of its Centennial Year with Navy scheduled to visit Beaver Field for the first time since 1923. A new dateline of "University Park" is established with the opening of a campus post office.

September 29, 1955 — The first game is televised from Beaver Field as CBS transmits the season opener with Boston University to a limited region in the East. The Nittany Lions win, 35-0, as an unknown fifth-string sophomore fullback — Joe Sabol — scores two touchdowns to lead the team to victory.

November 5, 1955 — Syracuse's Jim Brown outgains Lenny Moore, 159 yards to 146, and scores all the Syracuse points on three touchdowns and two extra point kicks, but Penn State comes back from a 20-7 deficit on the quarterbacking of Milt Plum to win a thrilling 21-20 Band Day contest in one of the greatest games ever played at Beaver Field before a crowd of 30,321 and a CBS regional TV audience.

September 29, 1956 — The first all-Penn State alumni broadcast team works its first game for the radio network as Mickey Bergstein ('43) moves from color commentary to play-by-play and Bob Wilson ('40) takes over color. Penn State beats Pennsylvania, 34-0, at Franklin Field.

October 20, 1956 — Penn State stuns heavily-favored Ohio State, 7-6, in Columbus, winning on Milt Plum's extra point kick before the largest crowd to see a Penn State football game up to that time, numbering 82,584.

October 19, 1957 — Pete Mauthe, captain of the undefeated 1912 team, becomes the first Penn State player inducted into the College Football Hall of Fame during halftime ceremonies of the Homecoming game against Vanderbilt. The Nittany Lions squander a 13-point lead and are upset, 32-20.

October 26, 1957 — The third game of the Engle era is televised from Syracuse by CBS on a regional basis as Penn State beats the Orangemen, 21-12, behind the surprise quarterbacking of sophomore Richie Lucas, who was forced to take over for the injured starter, Al Jacks.

PENN STATE FOOTBALL TIMELINE

December 1957 — Outstanding freshman running back Robert “Red” Worrell, who was a potential varsity starter on the 1958 team, is electrocuted at his family home in Denbo, Pennsylvania, while helping his father erect a TV antenna. Athletic officials establish an award in his name to honor the most improved player after spring practice. Lineman Andy Stynchula wins the first award in 1958.

Spring 1958 — Former linebacker Dan Radakovich, one of the standouts in the 7-6 upset over Ohio State in 1956, becomes Penn State’s first linebackers coach when hired as an undergraduate assistant. The next year, Radakovich continues coaching as a graduate assistant.

September 27, 1958 — Penn State ends its longest series with one of its oldest opponents, Pennsylvania, with a 43-0 win at Franklin Field. The series, which began in 1890, was never played outside of Philadelphia and finished with Penn State winning 18, losing 25 and tying 4. The team’s first ever two-point conversion is scored when Al Jacks passes to end John Bozick after Penn State’s second touchdown. Richie Lucas later passes to Jim Schwab for a second two-point conversion.

December 19, 1959 — Penn State plays in the first Liberty Bowl and tackle Charlie Janerette becomes the first African-American to play against Alabama as the Nittany Lions beat the Crimson Tide, coached by Paul “Bear” Bryant, 7-0, in Philadelphia’s Municipal Stadium.

April 1959 — The Nittany Lion Club is organized by 15 alumni who want to arouse interest in Penn State athletic affairs through contributions to the Levi Lamb Fund. Membership stipulated an annual contribution to the fund of at least \$50 or at least \$25 for graduates of less than 10 years. Members will receive “special consideration” on game tickets and “preferred parking” at the stadium.

November 7, 1959 — The all-time attendance record is set at Beaver Field as 34,000 watch a memorable battle of unbeaten play with national rankings and bowl berths at stake. Syracuse edges Penn State, 20-18, despite an electrifying 100-yard kickoff return by sophomore Roger Kochman as the Nittany Lions fail to make an extra point kick and two two-point conversions.

November 14, 1959 — Penn State downs Holy Cross, 46-0, in the 229th and last game played at Beaver Field as 20,000 spectators watch the final quarter in rain and heavy wind. The Nittany Lions end with a record of 184-34-11 at Beaver Field.

January 2, 1960 — Dan Radakovich is hired as a full-time assistant coach in charge of linebackers. He eventually will become known as “The Father of Linebacker U.”

September 17, 1960 — Penn State opens Beaver Stadium before a less than capacity crowd of 22,559 as the Nittany Lions beat Boston University, 20-0. Lion senior halfback Eddie Caye scored the stadium’s initial touchdown at 10:25 of the first quarter.

October 3, 1960 — What later becomes known as “Tailgating” is first suggested in a front-page column by Centre Daily Times Editor Jerry Weinstein after monumental traffic jams developed before and after the Homecoming game against Missouri at Beaver Stadium on Saturday, October 1. Weinstein advocates adoption of the Ivy League tradition of pregame “picnic lunches” and says Penn State fans should add “picnic suppers” for after the game while traffic disperses.



Pro Football Hall of Fame inductee Lenny Moore played in seven Pro Bowls during his 12 seasons with the Baltimore Colts.

October 8, 1960 — The “hero” defensive back makes its debut in a 27-16 victory over Army at West Point. Senior Sam Sobczak is the first player designated as “Hero.”

September 29, 1961 — The Athletic Department experiments with closed-circuit television by televising Penn State’s first game ever against Miami (Fla.) from the Orange Bowl Stadium to Rec Hall and Schwab Auditorium on the Penn State campus.

December 30, 1961 — End Dave Robinson becomes the first African-American to play in the Gator Bowl and makes the defensive “play-of-the-game” with a quarterback sack and fumble recovery that helps the Nittany Lions beat Georgia Tech, 30-15.

Spring 1962 — Penn State joins Pitt, Syracuse and West Virginia in agreeing to forbid “redshirting,” a practice that withholds athletes from competition for a year so they can “mature.”

October 13, 1962 — Penn State becomes the first team to play three service academies in one season, losing to Army at West Point on this date, 9-6, after beating Navy, 41-7, and Air Force, 20-6, earlier in the season at Beaver Stadium.

October 27, 1962 — Assistant coach Joe Paterno is presented a game ball by the team for the first time since he joined Rip Engle’s staff in 1950 when the Nittany Lions overcome the sensational debut of sophomore quarterback Craig Morton and defeat California, 23-21, in Berkeley.

December 1962 — End Dave Robinson becomes the first African-American player in Penn State football history to be named first-team All-American when selected by the Associated Press, the Football Writers and others.

Summer 1963 — Penn State joins Pitt, Syracuse and West Virginia in a Letter of Intent agreement for incoming freshmen football players, obligating recruits to a specific school for at least one year. The national agreement under consideration also would include the Big Ten, Southwest, Southeastern, Atlantic Coast, Big Eight and Missouri Valley conferences.

Summer 1964 — Joe Paterno is named associate coach and heir-apparent to succeed Rip Engle as head coach when Engle retires.

November 7, 1964 — Penn State, with a 3-4 record, shocks unbeaten No. 2 Ohio State, 27-0, in what the Associated Press calls the “college upset of the year.” The Nittany Lions’ defense limits the Buckeyes to 60 net yards, while the Lions’ offense totals 341 yards.

November 24, 1964 — In a closed-door meeting without coaches, players vote down the opportunity to play in the Gator Bowl after overcoming an 0-3 start and ending a 6-4 season with stunning shutout victories over Ohio State and Pitt and winning the Lambert Trophy.

Fall 1965 — College football is changed forever with a rule change implementing unlimited substitution for the first time in the modern era.

December 4, 1965 — Rip Engle coaches his last game as Penn State beats Maryland, 19-7, at Byrd Stadium, in a game televised nationally by NBC, to finish a 5-5 season and wind up 16 years at Penn State with a 104-48-4 record and no losing seasons.

February 18, 1966 — Rip Engle officially announces his retirement as head coach, about one month from his 60th birthday (March 26).

February 19, 1966 — Associate head coach Joseph V. Paterno, 38, is named head football coach by University President Eric Walker and Director of Athletics and Dean of the Physical Education Department Ernest McCoy at an annual salary of \$20,000.

September 17, 1966 — Joe Paterno wins his first game, 15-7, in the season opener against Maryland at Beaver Stadium before a crowd of 40,911 as sophomore middle guard Mike Reid is credited with scoring three safeties that is still the team record. The team presents Paterno with the game ball for only the second time in his coaching career.

September 24, 1966 — Joe Paterno suffers his first loss as No. 1 Michigan State, led by All-Americans Bubba Smith and George Webster, whip the Nittany Lions, 42-8, before 65,763 at East Lansing.

September 29, 1967 — In what becomes the “turning point” of Joe Paterno’s career, he replaces several defensive veterans with untested sophomores, including future All-American Dennis Onkotz, and tackle Steve Smear and Penn State beats Miami (Fla.), 17-8, at the Orange Bowl behind the running of Bobby Campbell and pass receiving of another future All-American, Ted Kwalick. Among the 39,516 spectators that night are 150 members of Penn State’s first Alumni Holiday Tour.

October 7, 1967 — A new policy requires students to buy tickets (at \$4 each) for home games as the University eliminates pre-paid activity fees for football. Several thousand students are among the 46,007 in attendance to watch Penn State lose, 17-15, to No. 3 UCLA. The loss is the Nittany Lions’ last over the next 31 games, stretching into the 1970 season.

November 11, 1967 — A Paterno-coached team gains national recognition for the first time with a 13-8 upset over then No. 3 NC State after a fourth-down goal line stand in the last minute preserves the win at Beaver Stadium.

PENN STATE FOOTBALL TIMELINE

November-December 1967 — Junior tight end Ted Kwalick becomes the first first-team All-American coached by Joe Paterno when named by the Newspaper Enterprise Association and the American Football Coaches Association. Kwalick also is the first junior to win the honor and the first underclassman selected since Bob Higgins in 1915.

December 30, 1967 — Joe Paterno gains nationwide attention in the Gator Bowl by gambling for a first down on his own 15-yard line with a 17-0 third-quarter lead. When the gamble fails, Florida State rallies for a 17-17 tie in front of a record crowd of 68,019.

December 7, 1968 — The first Joe Paterno team to have a regular-season game televised nationally beats Syracuse, 30-12, at Beaver Stadium to become the first Penn State squad to be unbeaten in the regular-season since 1947 and the first one to win 10 games.

January 1, 1969 — Penn State beats Kansas, 15-14, in the Orange Bowl after the Jayhawks are penalized for having 12 men on the field. The team makes its highest finish in the final Associated Press poll at No. 2 behind Ohio State, which beats previous No. 1 USC and Heisman Trophy winner O.J. Simpson in the Rose Bowl.

July 1, 1969 — Ed Czekaj, placekicker and end on the undefeated 1947 team, becomes Athletic Director, succeeding the retiring Ernie McCoy.

September 27, 1969 — Some 2,000 seats and an enlarged press box are constructed at Beaver Stadium before a record crowd of 51,402 turns out to see Penn State beat Colorado, 27-3. Paul Johnson returns a kickoff 91 yards for a touchdown.

November 29, 1969 — Penn State completes a second straight unbeaten regular-season with its 21st straight win by beating NC State, 33-8, in Raleigh as part of the second half of a ABC national television doubleheader following the Army-Navy game. All-American Charlie Pittman scores two touchdowns to stretch his career touchdown record to 31, and break Pete Mauthe's 67-year-old career scoring record with 186 points.

December 31, 1969 — Earl Bruce, long time assistant coach, retires.

January 1, 1970 — Penn State's defense, led by Outland and Maxwell Trophy winner Mike Reid, sets an Orange Bowl record with seven intercepted passes as Penn State beats Missouri, 10-3, for its second consecutive 11-0 season, tying a 30-game school unbeaten streak set by teams from 1919-22, but again finishes No. 2 in the Associated Press (and United Press International) poll to Texas, which beat Notre Dame in the Cotton Bowl.

September 19, 1970 — Penn State sets a record for consecutive games won (23) and unbeaten games in a row (31) with a 55-7 pasting of Navy in the season opener at Beaver Stadium. Senior Mike Cooper of Harrisburg becomes the first African-American to start at quarterback for Penn State and throws for two touchdowns. The new six-station television network telecasts the first of five home games on a delayed basis at 11 p.m. The games are aired in Philadelphia, Altoona, Harrisburg, Scranton, Lancaster and York. Governor Ray Shafer helps do color commentary with Dick Scherr of WTAF (Philadelphia) and Dick Richards of WFBG (Altoona) handling play-by-play and other commentary, respectively.

September 26, 1970 — Colorado ends Penn State's consecutive game winning and unbeaten streaks by beating the Nittany Lions, 41-13, in Boulder before an ABC national television audience.

September 18, 1971 — Albert Vitiello, a native of Naples, Italy, becomes the first junior college transfer to play for Penn State, the first placekicking specialist to be recruited and given a "grant-in-aid" and the first soccer-style placekicker for the Nittany Lions. He debuts by kicking eight extra points in a season-opening 56-3 win at Navy.

November 20, 1971 — Lydell Mitchell establishes an NCAA record for scoring and touchdowns and breaks Pete Mauthe's 59-year-old season scoring record with 174 points and Charlie Pittman's career touchdown record with 29 by scoring three touchdowns in a 55-18 win over Pitt.

December 4, 1971 — In one of the most significant losses of the Paterno era, the Nittany Lions are upset by Tennessee, 31-11, in Knoxville, ruining an unbeaten season.

December 1971 — Tackle Dave Joyner becomes Penn State's first pure offensive interior lineman to be named a first-team All-American when selected by six organizations, including United Press International, the American Football Coaches and the Football Writers.

January 1, 1972 — Penn State rallies from a 6-3 halftime deficit to stun Texas, 30-6, in the Cotton Bowl in a game Joe Paterno said was one the Nittany Lions "had to win" more than any other in Penn State history. The victory helps quiet criticism of Penn State's football program and establishes the Lions solidly as a legitimate national power.

Spring 1972 — For the first time in history, the team elects four co-captains, choosing quarterback John Huftnagel and guard Carl Schaukowitz for offense and tackle Jim Heller and safety Greg Ducatte on defense.

September 23, 1972 — The Beaver Stadium seating capacity expands to 57,538 as 5,600 seats are added to the east side and 3,570 to the north end zone, but just 50,547 turn out to watch Penn State come from behind to beat four-touchdown underdog Navy, 21-10, in the season-opening game.

September 30, 1972 — The majorettes debut with the Blue Band as a corps of 12 co-eds, led by junior Judy Shearer, before a record crowd of 58,065 at the Iowa game.

Fall 1972 — Freshman eligibility, which since the early 1900s had been allowed only in the war years of 1918, 1944-45 and 1951, is restored for Division I NCAA football teams. However, Coach Joe Paterno refuses to play freshmen until the 1973 season.

November 25, 1972 — Pitt announces it will no longer follow a mutual agreement with Penn State, Syracuse and West Virginia prohibiting "redshirting" and a maximum of 25 football grants-in-aid per year.

December 31, 1972 — Penn State plays in the first Sugar Bowl held on New Year's Eve and loses, 14-0, to second-ranked Oklahoma after star running back John Cappelletti is forced to miss the game with a virus. Oklahoma is later forced to forfeit the game to Penn State after the NCAA penalizes Oklahoma for using ineligible players.

September 1973 — Defensive tackle Randy Crowder becomes the first African-American elected captain when he is chosen as a defensive co-captain along with linebacker Ed O'Neil. Tailback John Cappelletti and center Mark Markovich are elected offensive co-captains.

September 22, 1973 — Dave Shukri and Brad Benson become the first freshmen to play varsity football since 1951 when they play in the second half of a 39-0 win at Navy.

September 19, 1973 — Women become members of the marching Blue Band as the band entertains a near record Homecoming crowd of 59,980 in the home season opener with Iowa. The five co-ed pioneers include Debbie Frisbee, flag carrier; Carol Gable, alto horn; Linda Hall, clarinet; Kit Murphie, alto horn; and Susan Nowlin, drums.

December 13, 1973 — John Cappelletti becomes the first Nittany Lion to win the Heisman Trophy as college football's outstanding player and accepts the award with an emotional speech about his younger brother, stricken with leukemia, before Vice President Gerald Ford and 4,000 other dignitaries in New York.

January 1, 1974 — Penn State beats LSU, 16-9, in the Orange Bowl to become the first Nittany Lion team to win 12 games without a loss, but the squad is voted No. 5 by the Associated Press and United Press International. Joe Paterno calls the team "the best I've ever coached" and votes it No. 1 in the "Paterno Poll."

July 1, 1974 — Penn State withdraws from the Eastern College Athletic Conference in a dispute over financial arrangements with its 214 member schools. Penn State balks at paying 1/5th of the ECAC's total budget, plus 10 percent of television and bowl revenues.

September 21, 1974 — In what might have been the biggest upset of a Joe Paterno team ever, 24-point underdog Navy, coached by former Paterno assistant George Welsh, beats the Nittany Lions, 7-6, in rain and wind at Beaver Stadium.

October 12, 1974 — Tight end Randy Sidler becomes the first freshman to start since 1951 when two-year regular Dan Natale is sidelined by injury in the Homecoming game against Wake Forest. Sidler catches two passes for 41 yards, but another freshman wingback, Jimmy, Cefalo thrills the crowd by scoring touchdowns on a 57-yard pass from Tom Shuman and a 39-yard run.

November 16, 1974 — Penn State wins its 500th game by beating Ohio University, 35-16, at Beaver Stadium despite 85 yards in penalties and four lost fumbles as Tom Donchez scores three touchdowns.

December 31, 1975 — Penn State plays in the first Sugar Bowl held at the Louisiana Superdome and loses to Alabama, 13-6.

January 6, 1976 — Ridge Riley, creator of the alumni "Football Letter," dies of a heart attack in the kitchen of head coach Joe Paterno while interviewing Paterno for the final chapter of his soon-to-be-published book, "Road to Number One."

August 1976 — John Black takes over the alumni "Football Letter" and writes the first issue analyzing the team before fall practice.

September 18, 1976 — A record crowd of 62,503 and a regional TV audience watch as Ohio State visits Penn State for the first time in history and avenges four previous losses in five games at Columbus with 12-7 win.

November 6, 1976 — Joe Paterno wins his 100th game as a head coach as the Nittany Lions beat NC State, 41-20, before 60,462 at Beaver Stadium.

July 1, 1977 — Assistant coaches Jim O'Hora and Frank Patrick retire; O'Hora after 31 years and Patrick after 24 years of coaching and three as athletic academic counselor.

September 19, 1977 — The last record crowd before another Beaver Stadium expansion — a standing room only gathering of 62,554 — turns out in the second game of the season to see Penn State beat Houston, 31-4. Junior quarterback Chuck Fusina hits 15-of-23 passes for 245 yards and a TD and All-American Randy Sidler makes 11 tackles and causes one fumble to lead the victory.

October 15, 1977 — Joe Paterno misses the first game of his head coaching career when his 11-year-old son, David, is severely injured in a trampoline accident. Paterno spends the day in a hospital in Danville, Pennsylvania, as his team, coached by offensive coordinator Bob Phillips and defensive coordinator Jerry Sandusky, staves off a fourth-quarter comeback at Syracuse and wins, 31-24.

September 1, 1978 — The addition of 16,000 seats to Beaver Stadium is completed after lifting the existing stadium, constructing 20 to 40 new rows of concrete stands, eliminating the track that had encircled the field, closing the south end of the horseshoe and expanding the press box.

PENN STATE FOOTBALL TIMELINE

September 11, 1978 — A Beaver Stadium record crowd of 77,154 sees Penn State beat Rutgers, 26-10, in the home season opener. Matt Bahr ties his brother Chris' record of four field goals and Chuck Fusina hits Scott Fitzkee for a 53-yard touchdown pass in the first quarter to spark the win.

November 6, 1978 — In a watershed battle of unbeaten teams before another record crowd of 78,019 and a national TV audience, No. 2 Penn State defeated No. 5 Maryland, 27-3, limiting the Terps to minus-32 yards rushing, intercepting five passes (three by Pete Harris) and recording 10 quarterback sacks (three by Larry Kubin). Matt Bahr kicked two field goals and Chuck Fusina connected on a 63-yard TD pass to Tom Donovan.

November 13, 1978 — For the first time in history, Penn State is voted No. 1 in the polls by the Associated Press and United Press International after beating NC State, 19-10, thanks to another record four field goals by Matt Bahr.

November 16, 1978 — The Nittany Lion Shrine near Recreation Hall is damaged for the first time since it was dedicated in 1942, when vandals smash off the right ear.

January 1, 1979 — No. 1-ranked Penn State plays for the National Championship for the first time and loses to No. 2 Alabama, 14-7, in the Sugar Bowl when Mike Guman is stopped on fourth-and-inches at the goal line in the fourth quarter in what was the biggest play of the game.

November 3, 1979 — Miami (Fla.) upsets Penn State, 26-10, at Beaver Stadium behind the passing of surprise starting freshman quarterback Jim Kelly. The Hurricanes' new coach, Howard Schnellenberger, tells reporters, "This day will go down in the history of Miami football as the day we turned our football program around."

December 1, 1979 — The first Penn State punt to be blocked in 10 years occurs when Ralph Giacomarro's punt is blocked by Pitt after 629 consecutive successful kicks in a 29-14 loss to the Panthers at Beaver Stadium.

March 1, 1980 — Joe Paterno becomes Athletic Director succeeding Ed Czekaj, but Paterno remains head football coach.

July 1, 1980 — J.T. White, the last assistant coach from the Rip Engle era except for Joe Paterno, retires after 26 years of coaching the defensive ends.

September 6, 1980 — Beaver Stadium's seating capacity increases to 83,770 with the addition of 7,000 seats. An electronic scoreboard also debuts as a record crowd of 78,926 watches Penn State whip Colgate, 54-10.

October 10, 1981 — A new Hall of Fame room and Indoor Sports Complex is dedicated at Homecoming festivities as the No. 2 Nittany Lions win their fourth straight by beating Boston College, 38-7, before a record crowd of 84,473.

October 20, 1981 — Penn State is voted No. 1 for only the second time in history after beating Syracuse, 41-16, in the Nittany Lions' first appearance at the Carrier Dome. Curt Warner breaks Shorty Miller's 69-year-old rushing record with 256 yards and a touchdown on 26 carries. But with Warner sidelined by injury, the Lions lose two weeks later at Miami, 17-14, and drop to No. 6 as Pitt moves up to No. 1.

November 28, 1981 — Penn State pulls off one of its finest come-from-behind victories, snapping back from a 14-0 second-quarter deficit to rout No. 1 Pitt, 48-14, and end the national title chances of the Sugar Bowl-bound Panthers before a national television audience and 60,260 at Pitt Stadium. The victory was sparked by interceptions of Dan Marino passes by Roger Jackson and Mark Robinson and the passing combination of Todd Blackledge to Kenny Jackson.

January 1, 1982 — Penn State plays in the first Fiesta Bowl held on New Year's Day and beats USC, 26-10, holding Heisman Trophy winner Marcus Allen to 85 yards as Curt Warner gains 145 yards on 26 carries. Penn State finishes No. 3 in the Associated Press and United Press International rankings.

March 1, 1982 — Associate Athletic Director Jim Tarman succeeds Joe Paterno as Athletic Director as Paterno continues as head coach of the football team.

September 11, 1982 — Penn State wins its 100th game at Beaver Stadium in a 39-31 shootout with Maryland. Todd Blackledge passes for 262 yards and four touchdowns and Maryland's Boomer Esiason throws for 276 yards and two TDs before a sellout crowd of 84,567.

September 25, 1982 — In one of the most thrilling games ever played at Beaver Stadium, No. 8 Penn State comes from behind with a 65-yard drive in the last 1:18 to beat No. 3 Nebraska. Todd Blackledge throws the winning two-yard touchdown pass to tight end Kirk Bowman with four seconds left on the clock before a record crowd of 85,304 and a national television audience.

November 26, 1982 — Curt Warner establishes a Penn State career rushing record of 3,398 yards and Todd Blackledge sets the career touchdown passing record of 41 as they lead the Nittany Lions to a 19-10 win over once-beaten Pitt at Beaver Stadium to take a No. 2 ranking to the Sugar Bowl. Warner gains 118 yards and Blackledge throws a 31-yard touchdown to Kenny Jackson in the victory.

January 1, 1983 — Penn State wins its first National Championship by beating previously No. 1 Georgia, 27-23, in the Sugar Bowl. Todd Blackledge passes 47 yards to Gregg Garrity for a key fourth-quarter touchdown and Curt Warner out-duels Heisman Trophy winner Herschel Walker with 117 yards and two touchdowns.

August 29, 1983 — Penn State plays in the first Kickoff Classic at Giants Stadium in the New Jersey

Meadowlands and loses to a Nebraska team that would finish the regular-season ranked No. 1.

September 9, 1983 — A new Penn State athletic logo is introduced featuring a sleek Lion head.

October 8, 1983 — Unranked Penn State upsets No. 3 Alabama, 34-28, at Beaver Stadium on two last-minute defensive plays that lead to one of the biggest controversies in Penn State history when the back judge nullifies an end zone pass reception by Alabama, ruling the receiver juggled the ball as he fell out of bounds.

November 19, 1983 — In one of most bizarre finishes in Penn State history, Nick Gancitano kicks a 32-yard field goal to tie Pitt, 24-24, after most of the 60,283 spectators and TV viewers thought the game at Pitt Stadium had ended. The clock showed no time left after a Nittany Lion running play had been stopped, but officials said six seconds remained because of a penalty a few moments earlier. Players had to be called back from the locker room and the field cleared for the game to finish. It was the second tie in Joe Paterno's coaching career.

Spring 1983 — Running backs coach Fran Ganter is promoted to offensive coordinator to succeed Dick Anderson, who takes the head coaching position at Rutgers.

September 8, 1984 — Former offensive coordinator Dick Anderson returns to Beaver Stadium as head coach of Rutgers and in the first game of his career, his team loses to Penn State, 15-12. The "Hawaiian Wave" makes its first appearance in Beaver Stadium as 84,409 fans help the "wave" roll around the stadium several times.

Fall 1984 — Permanent lights costing \$575,000 are installed at Beaver Stadium after the U.S. Supreme Court rules against the NCAA's control of televised games and permits individual colleges to make their own arrangements.

September 14, 1985 — A new home team locker room and media room open at Beaver Stadium along with additional permanent seats in the North end zone for the handicapped and the visiting band. Four circular concrete ramps to help spectators reach their seats are part of the renovation.

October 26, 1985 — Penn State wins its 600th game by beating West Virginia, 27-0, before a sellout Homecoming crowd of 85,534 and an ABC regional TV audience. John Shaffer throws two touchdown passes and the defense limits the Mountaineers to 268 yards with three interceptions, two fumble recoveries and four sacks.

November 6, 1985 — Penn State is voted No. 1 for the fourth time in program history when the United Press International coaches board selects the Nittany Lions first after a 16-12 come-from-behind fourth-quarter win over Boston College. But, in the Associated Press poll, the Lions remain No. 2 behind Florida, coached by former Penn State quarterback Galen Hall.

November 13, 1985 — Penn State moves to No. 1 in the Associated Press rankings after beating Cincinnati, 31-10, in Riverfront Stadium, while Florida loses to Georgia.

January 1, 1986 — Oklahoma beats the No. 1 Nittany Lions, 25-10, in the Orange Bowl to win the National Championship as two Penn State interceptions and a fumble help the Sooners to victory.

September 6, 1986 — Penn State plays the first night game at Beaver Stadium in the season opener against Temple that helps launch the celebration of the first 100 years of Penn State football. Quarterback John Shaffer passes for three touchdowns and runs for another in the 45-15 victory.

October 25, 1986 — The sixth-ranked Nittany Lions shock the country with a dominating 23-3 upset win over No. 2 Alabama in Tuscaloosa behind a defense led by linebackers Shane Conlan and Trey Bauer and the running of D.J. Dozier. It is just the Crimson Tide's third loss in 25 years at Bryant-Denny Stadium. The victory pushed Penn State to No. 2 in the polls and on track to play No. 1 Miami (Fla.) for the national title.

January 2, 1987 — Penn State wins its second National Championship in four years by upsetting previous No. 1 Miami, 14-10, in the Fiesta Bowl with a four-down goal line stand in the last minute of play behind a defense led by All-American Shane Conlan. The Nittany Lions fluster Heisman Trophy winner Vinny Testaverde with five sacks and five interceptions, including one by linebacker Pete Giftopoulos at the goal line on the game's last play.

September 5, 1987 — Joe Paterno wins his 200th game in a 45-19 victory over Bowling Green in the season-opening game at Beaver Stadium and later tells the media, "I may live to be 100, but I'll never be around for another 100 victories."

October 1, 1988 — Tony Sacca becomes the first true freshman to start at quarterback in the Paterno and Engle eras and leads Penn State to 45-9 win over Temple at Veterans Stadium in Philadelphia.

November 19, 1988 — Penn State loses to Notre Dame, 21-3, in South Bend to finish with a record of 5-6, the Nittany Lions' first losing season in 49 years.

December 19, 1989 — Representatives of Penn State and the Big Ten Conference announce that an "invitation in principle" has been extended for Penn State to join the Big Ten. The invitation is made formal on June 4, 1990 in a 7-3 vote of the Council of 10 ruling body and Penn State accepts.

PENN STATE FOOTBALL TIMELINE

December 29, 1989 — In one of the zaniest games in Penn State history, the Nittany Lions best BYU in a Holiday Bowl shootout, 50-39, scoring 21 points in a wild fourth quarter that includes two spectacular plays, one by All-American linebacker Andre Collins and another by defensive back Gary Brown. Collins scores Penn State's first-ever two points off an opponent conversion attempt when he returns an interception 102 yards following a BYU touchdown. Moments later, Brown strips the ball from Cougars' quarterback Ty Detmer and runs 53 yards for another TD with 45 seconds remaining.

November 17, 1990 — Penn State pulls off one of the biggest upsets in program history as freshman Craig Fayak kicks a 34-yard field goal with 58 seconds left to give the 18th-ranked Nittany Lions a 24-21 victory at No. 1 Notre Dame after trailing at halftime, 21-7.

Spring 1991 — The Big Ten announces Penn State football will be fully integrated into the Big Ten for the 1993 season. Iowa becomes the first opponent on the schedule, fulfilling dates previously set with Notre Dame in 1993 and 1994. The new Big Ten schedule is expected to mark the end of games with traditional rivals Pitt and West Virginia.

September 7, 1991 — A 10,000-seat upper deck is added in the north end of Beaver Stadium and a new attendance record of 94,000 is set as Penn State beats Cincinnati, 81-0, in the home-opener. The score is the largest winning point differential in the Paterno era.

January 1, 1992 — In the most bizarre and exciting four-minute span in program history, the Nittany Lions come back from a 17-7 third-quarter deficit with 28 points in less than four minutes to defeat Tennessee, 42-17, in the Fiesta Bowl. A crowd of 71,133 helps take Penn State's total season attendance over one million for the first time, with 1,017,843 attending the Lions' 13 games.

September 12, 1992 — A new policy is implemented banning smoking inside Beaver Stadium, starting with the season opener against Temple. For just the second time in the Paterno era, a true freshman starts at quarterback as Wally Richardson leads the Nittany Lions to 49-8 victory over Temple.

October 10, 1992 — In what is the biggest game at Beaver Stadium in several years and a clash of unbeaten teams, No. 2 Miami (Fla.) beats No. 5 Penn State, 17-14, with the help of an interception return for a TD and sends the Nittany Lions into a tailspin for the season.

January 1, 1993 — Penn State loses to Stanford, 24-3, in the Blockbuster Bowl in Joe Robbie Stadium in its final game as an independent.

September 4, 1993 — Penn State ends 106 years of independence with a 38-20 win over Minnesota in its first game as a member of the Big Ten Conference. Redshirt sophomore wideout Bobby Engram catches four touchdown passes of 29, 31, 20 and 31 yards from junior quarterback John Sacca to set an all-time touchdown receiving record. Minnesota's Tim Schade sets two Penn State opponent records, completing 34-of-66 pass attempts, which stood until the 2012 TicketCity Bowl (Case Keenum; 45-of-69).

September 18, 1993 — Joe Paterno wins his 250th game as head coach and receives the game ball from the players as the Nittany Lions shut out Iowa in Iowa City, 31-0, behind a defense that sets up three touchdowns with interceptions and sacks the Hawkeye quarterback nine times for 89 yards in losses.

October 16, 1993 — Penn State plays its 1,000th game in history and loses at Beaver Stadium in the first meeting with Michigan, 21-13, for its initial defeat in the Big Ten Conference.

November 27, 1993 — The Nittany Lions rally from a 37-14 deficit late in the third quarter on the passing of Kerry Collins to Bobby Engram to beat Michigan State, 38-37, at East Lansing and clinch third place in their first year of Big Ten conference play.

December 30, 1993 — Jim Tarman retires as Athletic Director and is succeeded by former football walk-on Tim Curley.

October 15, 1994 — Unbeaten Penn State beats Michigan, 31-24, in Ann Arbor before the then-largest crowd ever to see the Nittany Lions play, 106,832, and is voted No. 1 for the first time since the 1987 Fiesta Bowl victory over Miami (Fla.) in polls by both the Associated Press writers and broadcasters and the USA Today/CNN coaches.

October 29, 1994 — The Nittany Lions trounce Ohio State, 63-14, but still lose their No. 1 Associated Press ranking to previously No. 3 Nebraska. Ohio native Ki-Jana Carter scores four touchdowns and runs for 137 yards and quarterback Kerry Collins passes for 265 yards and two TDs as the defense limits Ohio State to 214 net yards, while intercepting three passes.

November 5, 1994 — The Nittany Lions lose their No. 1 USA Today/CNN ranking to Nebraska after two last-minute touchdowns by Indiana make a 35-29 win in Bloomington look closer than it was.

November 12, 1994 — Penn State claims its first Big Ten Championship by overcoming a 21-0 first-quarter deficit with one of the greatest clutch drives in school history, a 96-yard, 15-play march into the rain and wind late in the fourth quarter to beat Illinois, 35-31, at Champaign in a late afternoon game televised by ABC. The drive is keyed by passes from quarterback Kerry Collins to Bobby Engram and Kyle Brady and the running of Ki-Jana Carter and Brian Milne, who scored the winning TD on a two-yard plunge with 57 seconds left in the game.

January 2, 1995 — Penn State beats Oregon, 38-20, to win the Rose Bowl, but, despite a 12-0 season, finishes No. 2 to Nebraska, which is named National Champion by the Associated Press and USA Today/CNN. The *New York Times* computer rankings list Penn State No. 1 with a schedule rated the 19th toughest by the NCAA compared to Nebraska's 57th rating.

November 18, 1995 — State College is hit with a rare 18-inch snowfall three days before No. 12 Michigan visits Beaver Stadium. Volunteers, including some local inmates, clear the stands of snow. An estimated 80,000 watch in what is now known as Penn State's third Snow Bowl as Joe Nastasi's runs for a two-yard touchdown on a fake field goal late in the game that seals the Nittany Lions' 27-17 win.

November 25, 1995 — Wide receiver Bobby Engram climaxes his career and cements his standing as one of the greatest clutch players in Penn State history, scoring the winning touchdown with eight seconds left and no time outs on a four-yard flanker screen pass from Wally Richardson, ducking under two Michigan State tacklers, to give the Nittany Lions a thrilling 24-20 win over Michigan State at East Lansing.

August 25, 1996 — Penn State introduces a new logo with a Lion head looking more fierce as Penn State upsets USC, 24-7, before a record Kickoff Classic crowd of 77,716. Tailback Curtis Enis comes within 15 yards of Curt Warner's game rushing record with 241 yards and three touchdowns at Giants Stadium.

September 28, 1996 — Penn State becomes just the sixth school in college football history to win 700 games, beating Wisconsin, 23-20, at Madison in a last-second thriller.

October 12, 1996 — Tackle John Blick becomes the first true freshman to start in the interior offensive line in the Paterno era in a 31-14 Homecoming win over Purdue.

September 2, 1997 — For first time, Penn State is rated No. 1 in the Associated Press preseason poll. The USA Today/CNN coaches poll ranks the Nittany Lions No. 2 behind Washington.

September 20, 1997 — Penn State scores 50 points in the first half to tie the record of the unbeaten 1947 team in a 57-21 romp at Louisville, but loses the No. 1 ranking in the Associated Press poll to Florida, which beats Tennessee.

October 11, 1997 — The Nittany Lions come from behind to beat No. 7 Ohio State, 31-27, before a record crowd of 97,282 at Beaver Stadium and move to No. 1 in the Associated Press and USA Today/CNN polls for the first time since October 23, 1994, as LSU upsets previous No. 1 Florida.

October 18, 1997 — Penn State has to come from behind to beat Minnesota, 16-15, and loses the No. 1 ranking in both the Associated Press and USA Today/CNN polls to Nebraska, which beats Texas Tech.

September 12, 1998 — Joe Paterno wins his 300th career game, becoming only the sixth coach in history to reach the milestone and the first to do it all at one college, as the Nittany Lions beat Bowling Green, 48-3, before 96,291 in Beaver Stadium.

October 31, 1998 — Sophomore linebacker LaVar Arrington makes one of the most spectacular plays in program history, leaping over the Illinois center and guard as the ball is snapped and stops the runner cold just as he gets the hand-off. Sports Illustrated later cites the "LaVar Leap" as college football's "defensive play of the year" as the Nittany Lions beat the Fighting Illini, 27-0.

December 28, 1999 — The Nittany Lions shutout No. 18 Texas A&M, 24-0, in the Alamo Bowl to finish the season 10-3 and ranked No. 11 in the Associated Press and ESPN/USA Today polls.

April 15, 2000 — Courtney Brown and LaVar Arrington are selected No. 1 and No. 2, respectively, in the 2000 NFL Draft, making them the only Penn State players to be taken with the top two picks in the same draft.



All-Americans Bobby Engram (left) and Kerry Collins celebrate Penn State's thrilling 31-24 win at Michigan on October 15, 1994 in Penn State's first game in Ann Arbor. Engram and Collins were among five first-team All-Americans that led the Nittany Lions to Big Ten and Rose Bowl titles, becoming the first Big Ten team to finish 12-0.

PENN STATE FOOTBALL TIMELINE

September 30, 2000 — One week after freshman cornerback Adam Taliaferro suffers a career-ending spinal injury in a game at Ohio State, the Nittany Lions rally to beat eventual Big Ten champion Purdue, 22-20, in Beaver Stadium.

September 1, 2001 — Less than one year after suffering a serious spinal injury, Adam Taliaferro leads the Nittany Lions onto the field against Miami (Fla.) in the first game in the newly-expanded Beaver Stadium, which grows to a capacity of 107,282.

October 27, 2001 — Penn State rallies from a 27-9 deficit to score the final 20 points and defeat Ohio State, 29-27, giving Joe Paterno his 324th career victory and moving him past Paul "Bear" Bryant and into the all-time victories lead among major college coaches. The comeback is then Penn State's greatest at home under Paterno. Quarterback Zack Mills gains a school-record 418 yards of total offense.

August 23, 2002 — The NCAA adds postseason statistics of players and teams to its official football record book starting with the 2002 season. The NCAA started keeping statistics in 1937 when there were few postseason bowl games being played. A poll of membership favored the change. However, the new edict stipulates that statistics from bowl games played before 2002 will not be retroactively included.

September 14, 2002 — The Nittany Lions bury unbeaten and No. 8 ranked Nebraska, 40-7, in a primetime meeting in front of a Beaver Stadium record crowd of 110,753.

November 16, 2002 — Senior tailback Larry Johnson rushes for a Penn State record 327 yards, scoring four touchdowns, to lead the Nittany Lions to a 58-25 win at Indiana.

November 23, 2002 — Larry Johnson rushes for 279 yards and four touchdowns against Michigan State to become the first Nittany Lion and only the ninth player in NCAA Division I-A history to gain 2,000 yards in a season. The Maxwell and Doak Walker awards winner, Johnson finishes the season with 2,087 yards on 271 attempts, scoring 20 touchdowns.

October 9, 2004 — The first Penn State Student Whiteout makes a strong and lasting impression on the Nittany Lions, the Beaver Stadium faithful and the opposition, as No. 9 Purdue escapes with a 20-13 win.

November 13, 2004 — The Nittany Lion defense stops Indiana on four consecutive running plays from the Penn State 1-yard line to preserve a dramatic 22-18 win in Bloomington. The victory began a streak that saw Penn State post a 51-13 record through the end of the 2009 season.

September 24, 2005 — Penn State stages a critical come-from-behind 34-29 win at Northwestern in the Big Ten opener. After falling behind, 23-7, and still trailing, 29-27, with less than 2:00 to play, the Nittany Lions convert a fourth-and-15 play from their own 15-yard line, gaining 20 yards on a pass from Michael Robinson to tight end Isaac Smolko. Robinson then throws his third touchdown pass of the game, connecting on a 36-yard strike to freshman Derrick Williams with 51 seconds remaining for the dramatic win. All-America linebacker Paul Posluszny makes 22 tackles (14 solo).

October 1, 2005 — Paul Posluszny's leaping tackle at the goal line highlights the Nittany Lions' 44-14 thumping of No. 18 Minnesota, lifting Penn State to 5-0 and back into the national rankings. Quarterback Michael Robinson (114) and tailback Tony Hunt (112) become the first Penn State tandem to gain 100 rushing yards in a Big Ten game.

October 8, 2005 — In the second student "White Out," All-American Tamba Hali forces a fumble near midfield with 1:21 to play that Scott Paxson recovers to spark the three-point underdog and 16th-ranked Nittany Lions to a 17-10 win over No. 6 Ohio State before an electrifying night time crowd of 109,839 and a national ESPN TV audience. The stunning victory vaults Penn State into the Top 10 for the first time in the regular season since 1999. ESPN's TV analyst, one-time Ohio State quarterback Kirk Herbstreit, enthusiastically cites Penn State as having "the best student section in the country -- they're crazy." His words, often repeated later, turn the "Penn State "White Outs" into a college football icon.

January 3, 2006 — Kevin Kelly's 29-yard field goal in the third overtime lifts Big Ten Champion Penn State to a 26-23 victory over Florida State in the 2006 FedEx Orange Bowl. In a meeting of the two winningest major college coaches of all-time, the then-longest game in Penn State history ends at 12:57 a.m. The Nittany Lions (11-1) finish No. 3 in the final polls.



LaVar Arrington (left) and Courtney Brown (right) were the second and first selections, respectively, in the 2000 NFL Draft.

January 3, 2006 — Play-by-play broadcaster Steve Jones and analyst Jack Ham break the record as the longest tenured Penn State football radio team of six years held by Fran Fisher and George Paterno. Jones and Ham began working together on August 27, 2000 at the New York Giants Stadium in the Meadowlands of East Rutherford, NJ, when Penn State played the University of Southern California in the now-defunct Kickoff Classic that then marked the unofficial start the collegiate football season.

September 30, 2006 — Sophomore wide receiver Deon Butler makes 11 receptions for a school-record 216 yards, breaking O.J. McDuffie's mark of 212 (Boston College, 1992), to lead the Nittany Lions to a 33-7 win over Northwestern.

November 4, 2006 — Joe Paterno suffers serious leg and knee injuries in the third quarter at Wisconsin when two players tumble into him on the sideline. Paul Posluszny becomes Penn State's all-time leading tackler with 14 stops, passing Greg Buttle's mark of 343 that had stood since 1975. A two-time All-American and Bednarik Award winner, Posluszny finishes his career with 372 tackles.

November 11, 2006 — Joe Paterno misses just the third game in his Penn State coaching career, while recovering from surgery on his left leg six days earlier. The Nittany Lions limit Temple to two first downs and 74 yards in a 47-0 win in Beaver Stadium.

January 1, 2007 — Cornerback Tony Davis scoops up a fumble and returns it 88 yards to break a 10-10 fourth-quarter tie, lifting Penn State to a 20-10 win over No. 17 Tennessee in the Outback Bowl. Facing their fifth ranked opponent of the season, the Nittany Lions force three Volunteer turnovers and finish No. 24 in the final Associated Press poll.

September 1, 2007 — The Big Ten Conference launches its own network, the Big Ten Network, and Penn State makes its debut during the network's launch weekend, pounding FIU, 59-0, in the season opener in Beaver Stadium. The Big Ten Network would be available in more than 70 million homes by the end of its second year on the air.

September 8, 2007 — The first full stadium "Whitehouse" crowd of 110,078 sees Derrick Williams' punt return touchdown ignite the Nittany Lions to a 31-10 defeat of Notre Dame in front of an ESPN primetime audience.

November 3, 2007 — All-America linebacker Dan Connor records 11 tackles in the Nittany Lions' 26-19 Senior Day win over Purdue, moving him past Paul Posluszny to become Penn State's all-time leading tackler. A two-time All-American and winner of the 2007 Bednarik Award, Connor finishes his career with 419 tackles.

November 10, 2007 — Junior kicker Kevin Kelly becomes Penn State's all-time leading scorer in the Nittany Lions' 31-0 blanking of Temple in Philadelphia, kicking a 32-yard field goal and connecting on all four PAT attempts. Kelly surpasses Craig Fayak's total of 282 points from 1990-93.

December 4, 2007 — Joe Paterno becomes just the third active coach to be inducted into the National Football Foundation College Football Hall of Fame. Paterno is forced to delay his induction by one year due to leg injuries suffered in the 2006 game at Wisconsin.

December 29, 2007 — Joe Paterno coaches his 500th game as head coach of the Nittany Lions. His team erases a 14-0 first-quarter deficit to defeat Texas A&M, 24-17, in the Valero Alamo Bowl. A diving 30-yard touchdown catch by Deon Butler and an 11-yard scoring run by Daryll Clark spark the win and a No. 25 ranking in the final USA Today Coaches poll.

September 27, 2008 — Kevin Kelly breaks the NCAA record for consecutive games with at least one field goal (25) when he connects on a 25-yarder in the third quarter of a 38-24 primetime victory over Illinois in Beaver Stadium. Kelly's streak would reach 31 games, ending when he did not attempt a field goal in the season-finale with Michigan State.

October 11, 2008 — Senior Derrick Williams becomes the first player under Joe Paterno to return five kicks for a touchdown in his career (three punts, two kickoffs) when he returns a punt 63 yards for a score in Penn State's 48-7 win at Wisconsin.

PENN STATE FOOTBALL TIMELINE

October 18, 2008 — Jared Odrick records a safety on a sack to break a 17-17 third-quarter tie and spark the Nittany Lions' 46-17 Homecoming win over Michigan. The 46 points are the Lions' highest total in the series. Kevin Kelly becomes the Big Ten career kick scoring leader when he connects on a 32-yard field goal, giving Penn State a 29-17 lead.

October 25, 2008 — Penn State scores 10 points in the final 6:25 to record a 13-6 win over No. 10 Ohio State in a primetime game in Columbus. Mark Rubin records a career-high 11 tackles and forces a fumble in the fourth quarter, which Navorro Bowman recovers in Ohio State territory to set up the go-ahead score. Ohio State is held to its fewest points at home since a 6-0 loss to Wisconsin in 1982.

November 8, 2008 — Kevin Kelly becomes the Big Ten leader in field goals when he boots the 73rd of his career, a 23-yard kick in the first quarter of a 24-23 loss at Iowa that ends the Nittany Lions' unbeaten season.

November 15, 2008 — Deon Butler becomes Penn State's career receptions leader with 172, surpassing Bobby Engram, when he makes five catches in a 34-7 win over Indiana at Beaver Stadium.

November 22, 2008 — Daryll Clark throws for 341 yards and four touchdowns to propel No. 8 Penn State past No. 15 Michigan State, 49-18, to clinch the Nittany Lions' second Big Ten Championship in four years. Penn State passes for a school-record 419 yards, improving to 11-1 and earning a Rose Bowl berth against USC. Penn State becomes the sixth school in the nation to win 800 games.

December 11, 2008 — Senior A.Q. Shipley is announced as Penn State's first recipient of the Dave Rimington Trophy, honoring the nation's most outstanding center.

October 3, 2009 — Stephfon Green (120) and Evan Royster (105) gain more than 100 rushing yards to lead Penn State past Illinois, becoming the first tandem of Nittany Lion running backs to crack the century mark in Big Ten play.

November 21, 2009 — Quarterback Daryll Clark delivers a record-breaking performance in his final Big Ten game, throwing for 310 yards and four TDs to lead a 42-14 win at Michigan State. Clark breaks the school records for season (22 by Todd Blackledge, 1982) and career (41) touchdown passes and finishes the season with 24 and 43, respectively.

January 1, 2010 — Penn State defeats No. 13 LSU, 19-17, in the Capital One Bowl on a Collin Wagner field goal with :57 to play. The Nittany Lions (11-2) secure their first consecutive 11-win seasons since 1985-86, and finish No. 9 in the final Associated Press poll. Daryll Clark becomes Penn State's season total offense leader with 3,214 yards and the first Nittany Lion quarterback to eclipse 3,000 passing yards in a season (3,003).

September 4, 2010 — Rob Bolden becomes the first Penn State true freshman quarterback to start a season opener in 100 years (Shorty Miller, 1910) and leads Penn State to a 44-14 win over Youngstown State. Bolden goes 20-of-29 for 239 yards, with two touchdowns and one interception to deliver the best passing performance by a Penn State true freshman quarterback in program history.

September 18, 2010 — Penn State beats Kent State, 24-0, for its 500th victory since Joe Paterno joined the coaching staff in 1950. The shutout was the Nittany Lions' 41st since Paterno became head coach.

September 25, 2010 — Collin Wagner ties the school record with five field goals to lift the Nittany Lions past Temple, 22-13.

November 6, 2010 — Penn State rallies from a 21-0 deficit late in the first half to beat Northwestern, 35-21, giving Joe Paterno his 400th career victory. Paterno becomes the first Football Bowl Subdivision coach with 400 wins and just the third in NCAA history. Matt McGloin throws a career-high four touchdown passes to lead the rally. The comeback is Penn State's largest at home under Paterno and matches the biggest comeback all-time under the Hall of Fame mentor (trailed 21-0 at Illinois in 1994; won, 35-31).

October 29, 2011 — Silas Redd rushes for 100 yards or more for the fifth consecutive game and scores the game-winning touchdown with 1:08 to play to lift Penn State to a 10-7 win over Illinois. The Nittany Lions improve to 8-1 overall and become the first team in Big Ten history to win five consecutive conference games by 10 points or less. The victory is the 409th of Joe Paterno's career moving him past legendary Grambling coach Eddie Robinson for the most wins in NCAA Division I history and No. 2 all-time for all NCAA divisions. Paterno's career record stands at 409-136-3 over 46 years in what would be the final game for the Hall of Fame coach.

November 9, 2011 — The Penn State Board of Trustees announces President Graham Spanier and head coach Joe Paterno have been relieved of their duties, effective immediately, in the wake of the Jerry Sandusky investigation. Long-time assistant coach and defensive coordinator Tom Bradley is named interim head coach for the remainder of the season.

November 12, 2011 — On an emotionally-charged Senior Day in Beaver Stadium, Penn State rallies from a 17-0 deficit to within 17-14 against new Big Ten opponent Nebraska, but falls by three points. Prior to the game, student-athletes, coaches and team personnel from both squads joined at midfield in a moment of reflection and prayer for the victims of child abuse.

November 18, 2011 — The family of Joe Paterno announces the legendary coach is suffering from a treatable form of lung cancer.

November 19, 2011 — Penn State scores on four of its initial five possessions en route to a 20-14 win at Ohio State and a share of the inaugural Big Ten Leaders Division Championship. The Nittany Lions play their seventh consecutive conference game decided by 10 points or less (6-1 record).

January 6, 2012 — Bill O'Brien is named Penn State's 15th head football coach. O'Brien was the offensive coordinator/quarterbacks coach with the New England Patriots in 2011, helping the Patriots to their second Super Bowl in his five years on the coaching staff. Like Joe Paterno, O'Brien graduated from Brown University, where he played linebacker and defensive end from 1990-92.

January 22, 2012 — Joe Paterno dies of lung cancer at the age of 85 in State College, surrounded by his family. Three days of private and public viewings and memorial services bring tens of thousands of people to campus to pay their respects.

July 23, 2012 — The NCAA announces sanctions against Penn State after the conviction of Jerry Sandusky and the release of the Freeh Report. Included in the sanctions are a four-year bowl ban and reduction in scholarship status, the vacating of all 112 victories from 1998-2011, 111 of which were under Joe Paterno, and giving current squad members the opportunity to immediately transfer to another institution until August 2013. (The NCAA repealed all remaining sanctions and restored the 112 wins on January 16, 2015.)

July 25, 2012 — Seniors Michael Mauti and Michael Zordich, flanked by their teammates, pledge their commitment to Penn State and to keeping the 2012 team together less than two weeks from the start of training camp.

September 1, 2012 — In his first game as head coach, Bill O'Brien's Nittany Lions take a 14-3 halftime lead over Ohio, but the Bobcats rally for a 24-14 win in Beaver Stadium.

September 15, 2012 — Matt McGloin throws four touchdown passes, three to sophomore Allen Robinson, to lead the Nittany Lions to a 34-7 win over Navy in Beaver Stadium for Bill O'Brien's first career victory.

September 29, 2012 — Matt McGloin runs for a pair of touchdowns and throws for another and Michael Mauti grabs two interceptions, returning one a school-record 99 yards, to lead Penn State to a 35-7 win at Illinois in the Big Ten-opener for Bill O'Brien's first conference win.

October 6, 2012 — Matt McGloin completes a school-record 35 passes and scores the go-ahead touchdown with 2:37 to play, sparking Penn State to 22 points in the fourth quarter in a 39-28 comeback Homecoming win over No. 24 Northwestern.

November 24, 2012 — Thirty-one seniors are introduced before the Wisconsin game in an emotional ceremony and then lead Penn State to a 24-21 overtime win over the eventual Big Ten champions. Sam Ficken caps a 3-for-3 day on field goal attempts with a 37-yard game-winner, giving the Nittany Lions their first home overtime win.

November 26, 2012 — Bill O'Brien sweeps Big Ten Coach of the Year honors and six Nittany Lions are named first-team all-conference, led by Michael Mauti, the Butkus-Fitzgerald Linebacker of the Year, and Allen Robinson, the Richter-Howard Receiver of the Year. Defensive end Deion Barnes is named Big Ten Freshman of the Year and is joined by tight end Kyle Carter as a first-team Freshman All-American.

January 17, 2013 — Bill O'Brien is named Bear Bryant Coach of the Year, his third national coaching honor, joining accolades from the Maxwell Football Club and ESPN.com.

February 2, 2013 — Former Penn State All-America end Dave Robinson becomes the sixth Nittany Lion selected for enshrinement in the Pro Football Hall of Fame. He was enshrined in Canton on August 3, 2013.

August 31, 2013 — Christian Hackenberg becomes just the second true freshman quarterback since 1911 to start a Penn State season opener and directs the Nittany Lions to a 23-17 victory over Syracuse at MetLife Stadium in East Rutherford, N.J. Hackenberg was 22-of-31 for 278 yards, throwing a pair of 50-yard plus touchdown passes en route to the first of his five Big Ten Freshmen-of-the-Week accolades.

September 7, 2013 — During a celebration of the 1973 team's undefeated season, Penn State announces that the No. 22 worn by 1973 Heisman Trophy winner John Cappelletti will become the first number retired by Penn State. At Cappelletti's request, his No. 22 will not be retired until then-freshman running back Akeel Lynch completes his Nittany Lion career.

September 24, 2013 — The NCAA announces a modification in some of the scholarship sanctions, allowing Penn State the opportunity to provide 20 initial scholarships and a total of 75 scholarships for the 2014 season, increasing to 25/80 (2015) and the NCAA maximum of 25/85 for the 2016 season.

October 12, 2013 — Trailing No. 18 Michigan, 34-27, with :50 to play, and no timeouts, freshman quarterback Christian Hackenberg directs an 80-yard touchdown drive in four plays to tie the game and Penn State goes on to defeat the Wolverines, 43-40, in four overtimes. The primetime four-overtime thriller before 107,844 was the longest game in terms of overtimes in the Big Ten's 118-year history. Allen Robinson's leaping 36-yard catch at the Michigan one-yard line set up Hackenberg's game-tying sneak with :27 left in regulation. Bill Belton's two-yard TD run was the game-winner, but was only possible after Kyle Baublitz blocked Michigan's 40-yard field goal attempt in the first overtime.

November 30, 2013 — Christian Hackenberg throws for 339 yards and four touchdowns to power Penn State past No. 14 Wisconsin, 31-24, in the season finale in Madison. The Nittany Lions attained their first win over a Top 15 team since defeating No. 13 LSU in the 2010 Capital One Bowl. Penn State posted the four longest plays from scrimmage allowed by the Badgers all season.

PENN STATE FOOTBALL TIMELINE

December 2, 2013 — Record-breaking junior Allen Robinson is named the Big Ten Richter-Howard Receiver of the Year for the second consecutive year. Quarterback Christian Hackenberg is named the Big Ten Thompson-Randle El Freshman of the Year and also was the consensus second-team Freshman All-American quarterback behind Heisman Trophy winner Jameis Winston.

December 10, 2013 — Senior guard John Urschel is named Penn State's first recipient of the National Football Foundation's William V. Campbell Trophy, presented to the nation's top college football scholar-athlete. As the winner of the "Academic Heisman" Urschel receives \$25,000 for post-graduate study.

January 2, 2014 — Bill O'Brien resigns as head coach to become head coach of the NFL's Houston Texans.

January 11, 2014 — James Franklin is named Penn State's 16th head football coach. A native of Langhorne, Pennsylvania, and an All-PSAC quarterback at East Stroudsburg University, Franklin was head coach at Vanderbilt University from 2011-13. He compiled a 24-15 record at Vanderbilt, leading the team to nine wins each in 2012 and 2013, capped by bowl wins and consecutive Top 25 final rankings, all for the first time in program history.

August 30, 2014 — Playing in its first international game, Penn State rallies to defeat UCF, 26-24, in the Croke Park Classic in Dublin, Ireland in James Franklin's first game as head coach. Christian Hackenberg shatters the school record with 454 passing yards and Sam Ficken delivers the game-winning 36-yard field goal on the final play of the game. In his first game, wide receiver DaeSean Hamilton breaks the school freshman records with 11 catches for 165 yards. More than 20,000 Penn State fans are in attendance in Croke Park Stadium.

September 8, 2014 — The NCAA announces modifications to Penn State's bowl and scholarship limitations. Effective immediately, the Nittany Lions can qualify for a 2014 bowl game and will have the full complement of 85 scholarships for the 2015 season.

September 20, 2014 — The Nittany Lions defeat Massachusetts, 48-7. James Franklin joins Dick Harlow in 1915 as the only first-year Penn State head coaches to begin their careers with a 4-0 record.

October 25, 2014 — Redshirt freshman DaeSean Hamilton breaks the Penn State game record with 14 receptions, but the Nittany Lions fall to Ohio State, 31-24, in double-overtime in front of an electric primetime crowd of 107,895 in Beaver Stadium.

November 8, 2014 — Bill Belton breaks a 110-year Penn State record for the longest touchdown run from scrimmage when he goes 92-yards to score the winning TD in a 12-7 win at Indiana. Saquon Barkley ties the record in 2017 in a 35-28 victory over Washington in the Fiesta Bowl.

November 15, 2014 - The Nittany Lions gain 254 rushing yards and force five turnovers to defeat Temple, 30-13, improving to 6-4 to become bowl eligible for the 45th overall and the first time since 2011.

December 27, 2014 — Playing in its first bowl game in three years, Penn State rallies from a 14-point deficit late in the third quarter to defeat Boston College, 31-30, in overtime in the New Era Pinstripe Bowl. Christian Hackenberg breaks or ties nine school bowl records with his 34-of-50 effort for 371 yards, with four touchdowns and no interceptions. Sam Ficken ties the game on a 45-yard field goal with 20 seconds to play in regulation and wins the game with his PAT kick in the first overtime. The game was played in Yankee Stadium, the Nittany Lions' first game in New York City since 1947.

January 16, 2015 — A settlement is announced in the lawsuit relating to the Endowment Act, dissolving the Consent Decree between Penn State and the NCAA and eliminating all sanctions. The football team's 112 victories from 1998-2011 are restored, returning Joe Paterno as major college football's all-time victories leader with 409.

February 4, 2015 — Penn State welcomed 22 student-athletes who signed National Letters of Intent to join the football program to be ranked the No. 11 to 14 recruiting class in the country. They joined three Nittany Lions who enrolled in classes in January for a total class of 25 signees for the 2015 season. Franklin and his staff signed seven of the top 10 players in Pennsylvania and 10 of the top 15. The Nittany Lions signed a total of 11 Keystone State prep standouts. All three Pennsylvania totals are the highest for Penn State in more than a decade.

July 15, 2015 — Former Penn State standout Devon Still accepts the Jimmy V. Perseverance Award at the ESPY Awards on behalf of his daughter, Leah, who publicly battled cancer.

July 16, 2015 — The Penn State football program announces that it will remove the names from the back of the jerseys beginning with the 2015 season. The decision to remove the names from the jerseys was made to pay homage to the history of Penn State football and return to the tradition that represented Penn State for 125 years.

September 12, 2015 — True freshman running back Saquon Barkley runs for 115 yards, including 101 in the fourth quarter, and senior defensive end Carl Nassib registers three sacks and two forced fumbles to lead the Nittany Lions to a 27-14 win over Buffalo in the first of five consecutive home games. Barkley is the first true freshman to rush for more than 100 yards in a game since Silas Redd (131 yds.) against Northwestern in 2010.

September 15, 2015 — Linebacker Ben Kline is selected to the Allstate, AFCA Good Works Team for his contributions to the community. Kline is the third Nittany Lion to earn Allstate AFCA Good Works Team honors, joining Stefan Wisniewski (2010) and Wayne Holmes (1994).

September 19, 2015 — The inaugural Penn State "Stripe Out" was well received as 103,323 fans stuffed Beaver Stadium wearing their assigned color for Penn State's 28-3 win over Rutgers. Freshman running back Saquon Barkley rushed for 195 yards and two touchdowns. For the second consecutive game, Barkley had 100 rushing yards in a single quarter, becoming the first Nittany Lion to do so since Larry Johnson in 2002.

September 26, 2015 — Austin Johnson returns a Carl Nassib-forced fumble 71 yards and Christian Hackenberg threw for 296 yards to lead the Nittany Lions to a 37-21 win over 2015 Mountain West Conference Champion San Diego State.

October 3, 2015 — The Nittany Lions had a record turnout of Servicemembers for the Seats for Servicemembers game en route to a 20-14 win over Army West Point. The announced crowd of 107,387 marked the first non-conference sellout since 2011 against Alabama.

October 10, 2015 — Christian Hackenberg accounted for all four touchdowns and became the second player in school history to surpass 7,000 career passing yards to lead the Nittany Lions past Indiana, 29-7. The Penn State defense allowed a total of 10 points in its first two Big Ten games (5.0 ppg), marking the best two-game start defensively by the Nittany Lions since joining the conference in 1993.

October 12, 2015 — Crews began work to remove the Beaver Stadium sod, which has been in the stadium since October of 2005, before installing a new Kentucky bluegrass surface.

October 24, 2015 — The Nittany Lions become bowl eligible by picking up their sixth win of the season, a 31-30 victory over Maryland at M&T Bank Stadium in Baltimore. Christian Hackenberg throws for 315 yards and three touchdowns to become Penn State's career leader in completions (608) and yards passing (7,453), displacing Zach Mills in both categories.

November 7, 2015 — With a sack in the fourth quarter at Northwestern, defensive end Carl Nassib breaks the Penn State single season sack record with his 15.5th of the season. The old record of 15.0 was held by Larry Kubin (1979) and Michael Haynes (2002).

November 21, 2015 — Christian Hackenberg becomes the first Nittany Lion quarterback to throw for 8,000 career yards after throwing for 137 yards against Michigan.

November 28, 2015 — Running back Saquon Barkley rushes for his fifth 100-yard performance of the season with 103 yards at Michigan State. With his performance, Barkley (1,007) breaks D.J. Dozier's freshman rushing record (1,003) from 1983. Christian Hackenberg's 8-yard TD pass to Chris Godwin in the second quarter was the 47th of his career to break the Penn State record, which was broken by Trace McSorley in 2017.

November 30, 2015 — After a record-breaking season, defensive end Carl Nassib is selected as the Big Ten's Nagurski-Woodson Defensive Player of the Year.

December 9, 2015 — Despite missing the final two games of the season, defensive end Carl Nassib claims a pair of national honors after winning the Ted Hendricks Award for the nation's top defensive end and the Rotary Lombardi Award for the nation's top lineman (offense or defense) or linebacker. Nassib is the first Penn Stater to win the Hendricks Award and the second to win the Lombardi Award (Bruce Clark, 1978).

December 13, 2015 — Defensive end Carl Nassib wins his third national award when he claims the Lott IMPACT Trophy, given to the distinguished defensive player that represent the qualities embodied by Hall of Famer Ronnie Lott — Integrity, Maturity, Performance, Academics, Community and Tenacity. He is the first Penn State player to win the award. Nassib becomes the first Nittany Lion to win three national awards in a season since Larry Johnson (Maxwell, Walter Camp, Doak Walker) in 2002.

December 17, 2015 — Defensive end Carl Nassib capped off his stellar senior season with a unanimous selection to the NCAA's consensus All-America team. He is the 13th Nittany Lion to be a unanimous consensus All-American and 41st consensus All-American in program history.

January 2, 2016 — With 133 receiving yards against Georgia in the TaxSlayer Bowl, wide receiver Chris Godwin becomes the third player in school history to register 1,000 receiving yards in a season, joining Allen Robinson (2013, 2012) and Bobby Engram (1994, 1995) as players to accomplish the feat. For just the third time in program history, Penn State had a 1,000-yard receiver (Godwin; 1,101 yards) and a 1,000-yard rusher (Saquon Barkley; 1,076 yards).

January 14, 2016 — Defensive end Carl Nassib is selected as the *CBSSports.com* National Defensive Player of the Year.

October 22, 2016 — Safety Marcus Allen blocks Tyler Durbin's 45-yard field goal attempt and cornerback Grant Haley scooped it up and returned it 60 yards for what was the game-winning touchdown with 4:27 remaining in the fourth quarter as the Nittany Lions stuns No. 2 Ohio State, 24-21, in front of a Penn State White Out crowd. The win is the first for the Nittany Lions over a top-2 team since defeating No. 1 Notre Dame in 1990 and the first home win over a top-2 team since toppling No. 2 Nebraska in 1982. Penn State erased a 14-point fourth-quarter deficit for the win. Ohio State had won 78-straight games when leading by 14 or more points.

October 23, 2016 — After its thrilling 24-21 win over No. 2 Ohio State, Penn State returns to the Associated Press poll in the No. 24 slot for the first time since the 15th week of the 2011 season.

PENN STATE FOOTBALL TIMELINE

October 29, 2016 — In a 62-24 win at Purdue, running back Saquon Barkley rushes for a career-high 207 yards and had 70 receiving yards. He becomes the first Penn State player to have two 200-yard rushing performances in the same season since Larry Johnson did it four times in 2002.

November 1, 2016 — Penn State debuts at No. 12 in the College Football Playoff Rankings. The appearance is the first for the Nittany Lions since the inception of the CFP in 2014.

November 26, 2016 — Quarterback Trace McSorley throws for 376 yards and four touchdowns to lead the Nittany Lions to a 45-12 win over Michigan State to clinch a share of the Big Ten East Division title with Ohio State. It is the second divisional title for Penn State (2011). The win over the Spartans, coupled with OSU's victory over Michigan, earns the Nittany Lions their first Big Ten Championship Game berth.

November 29, 2016 — Head coach James Franklin is chosen as the Dave McClain Big Ten Coach of the Year as selected by the conference's media members.

November 30, 2016 — Running back Saquon Barkley is named the Graham-George Big Ten Offensive Player of the Year and the Ameche-Dayne Big Ten Running Back of the Year after a stellar sophomore campaign.

December 1, 2016 — Long snapper Tyler Yazujian earns a berth on the CoSIDA Academic All-America first team after a bid on the second team in 2015. He is the 16th student-athlete in program history to earn two Academic All-America honors.

December 4, 2016 — Quarterback Trace McSorley sparks a 21-point comeback with a Big Ten Championship Game-record 384 passing yards with four touchdowns as the Nittany Lions defeat Wisconsin, 38-31, to win their fourth Big Ten Championship. For his efforts, McSorley is named the Grange-Griffin Most Valuable Player. During the Big Ten title tilt, McSorley breaks the Penn State season passing yards and passing touchdown records.

December 6, 2016 — Kicker Tyler Davis is selected as the Vlade Award winner, given to the nation's most accurate kicker by the Touchdown Club of Columbus.

December 7, 2016 — Head coach James Franklin is selected as the Sporting News National Coach of the Year.

December 29, 2016 — Head coach James Franklin is named the Maxwell Football Club Tri-State Coach of the Year, while quarterback Trace McSorley is tabbed the Bryant Westbrook Tri-State Player of the Year.

January 2, 2016 — Penn State's storybook season and its nine-game winning streak come to an end in a thrilling 52-49 loss to USC in the Rose Bowl. Running back Saquon Barkley tallies 306 all-purpose yards and scores three touchdowns, while wide receiver Chris Godwin has a PSU bowl-record 187 receiving yards on nine catches with two scores. Penn State scores on four consecutive offensive plays and posts three of the top 15-fastest scoring drives in Rose Bowl history. Additionally, Penn State was the first team in Rose Bowl history to have a 175-yard rusher (Barkley) and 175-yard receiver (Godwin).

January 10, 2017 — Head coach James Franklin is named the Woody Hayes National Coach of the Year, as selected by the Touchdown Club of Columbus.

January 23, 2017 — Penn State wins its unprecedented 30th Lambert Trophy as the top team in the East.

September 30, 2017 — Wide receiver DaeSean Hamilton becomes Penn State's career receptions leader in a 45-14 win over Indiana at Beaver Stadium. With nine receptions for 122 yards and a career-high three touchdowns, Hamilton breaks the record of 179 catches held by Deon Butler. Hamilton finishes his career with 214 receptions. The game against the Hoosiers is also played in special "Generations of Greatness" uniforms, which featured designs elements from Penn State uniforms past.

October 16, 2017 — Penn State moves up to a season-high No. 2 ranking in the Associated Press and Amway Coaches polls, its highest ranking since 1999 when the squad peaked at No. 2 in both polls.

October 21, 2017 — ESPN College GameDay returns to Happy Valley for the first time since 2009 ahead of the Penn State White Out clash with Michigan. The show is live from the Old Main lawn for the first time. That evening, the Nittany Lions post a convincing 42-13 win over No. 19 Michigan in front of a then-Beaver Stadium-record 110,823 fans, breaking the previous mark of 110,753 against Nebraska Sept. 14, 2002.



The Nittany Lions claimed their fourth Big Ten Championship with a 38-31 comeback win over Wisconsin in the Big Ten Championship Game. Quarterback Trace McSorley (pictured with trophy namesake Archie Griffin) earned Grange-Griffin MVP honors after throwing for a Big Ten Championship Game-record 384 yards.

November 11, 2017 — Quarterback Trace McSorley breaks the Penn State record for all-time touchdowns responsible for with three scores (two passing, one rushing) in a 35-6 win over Rutgers at Beaver Stadium. He surpasses the previous record of 65 touchdowns responsible for set by Daryll Clark (2006-09). McSorley enters his senior season with 77 touchdowns responsible for.

November 18, 2017 — Running back Saquon Barkley sets the Penn State career rushing touchdowns record and the Nittany Lions cap another perfect season at home with a 56-44 win over Nebraska at Beaver Stadium. The victory is Penn State's 14th straight at home. Barkley has 158 rushing yards and three touchdowns to pass Lydell Mitchell's career touchdowns record of 38 from 1969-71. Barkley finishes his career with 43 career rushing scores.

Nov. 30, 2017 — Running back Saquon Barkley wins a trio of the Big Ten's major awards — Graham-George Big Ten Offensive Player of the Year, Ameche-Dayne Big Ten Running Back of the Year, Rodgers-Dwight Big Ten Return Specialist of the Year — becoming the second player in Big Ten history to do so (Jabrill Peppers in 2016). The Offensive Player of the Year and Running Back of the Year honor are the second in a row for Barkley.

December 6, 2017 — Saquon Barkley wins the Paul Hornung Award for the most versatile player in college football.

December 7, 2017 — Running back Saquon Barkley wins his second-straight Chicago Tribune Silver Football for the Big Ten's best player. He is the fifth player since the award's inception in 1924 to claim the honor twice, joining the elite list of Minnesota's Paul Giel (1952-53), Ohio State's Archie Griffin (1973-74), Indiana's Anthony Thompson (1988-89) and Ohio State's Braxton Miller (2012-13).

Dec. 9, 2017 — Running back Saquon Barkley finishes fourth in the 2017 Heisman Trophy voting. Barkley is the 18th Penn State player to finish in the Top 10 in Heisman voting and the first since Michael Robinson came in fifth during the 2005 season. Barkley's fourth-place finish is the highest for a Penn State player since Larry Johnson came in third in 2002.

December 14, 2017 — Running back Saquon Barkley becomes the 42nd Consensus All-American in program history and 14th to earn unanimous honors. Barkley is also the 100th Nittany Lion to gain first-team All-America status in program history.

December 30, 2017 — Led by Offensive MVP Trace McSorley and Defensive MVP Marcus Allen, the Nittany Lions notch a 35-28 win over No. 11 Washington to improve to an unprecedented 7-0 in the PlayStation Fiesta Bowl. The win also marks the 16th 11-win season in program history.

January 29, 2018 — Penn State wins its unprecedented 31st Lambert Trophy as the top team in the East.

April 26-28, 2018 — Saquon Barkley leads a contingent of six Penn State players selected in the 2018 NFL Draft in Arlington, Texas. Barkley was the No. 2 overall selection by the New York Giants. Mike Gesicki (2nd round; Miami), Troy Apke (4th; Washington), DaeSean Hamilton (4th; Denver), Marcus Allen (5th; Pittsburgh) and Christian Campbell (6th; Arizona) all heard their names called at the NFL Draft. Barkley becomes Penn State's fifth top-2 pick, joining Ki-Jana Carter (1995), Courtney Brown, LaVar Arrington (2000) and Blair Thomas (1990).

September 15, 2018 — Redshirt freshman quarterback Sean Clifford enters the Kent State game in the fourth quarter and connects with true freshman Daniel George for a 95-yard touchdown pass to break the school record held by Bill Hess and Bob Higgins for the longest passing play from scrimmage that stood for 101 years.

September 29, 2018 — Penn State hosts ESPN College GameDay for the second-straight year. Quarterback Trace McSorley breaks the Penn State single-game record for total offense with 461 yards (286 passing, 175 rushing) in front of a Beaver Stadium-record 110,889 fans against No. 4 Ohio State. McSorley's 175 rushing yards were a career-high and the second-most by a Penn State quarterback in program history, behind Eugene "Shorty" Miller's 250 yards against Carnegie Tech in 1913.

PENN STATE FOOTBALL TIMELINE

October 13, 2018 — Quarterback Trace McSorley become Penn State's all-time passing leader, breaking the previous mark of 8,457 yards set by Christian Hackenberg (2013-15). McSorley finished his career with 9,899 career passing yards, which also ranks sixth in Big Ten history. McSorley threw for a touchdown in his school-record 34th-straight game.

October 20, 2018 — Defensive end Shaka Toney ties the school record with four sacks in the fourth quarter in a win at Indiana. He tied the mark set by Terry Killens (1995 vs. Indiana), Jimmy Kennedy (2002 at Wisconsin) and Tamba Hali (2005 vs. Wisconsin).

November 17, 2018 — In his 38th career start, quarterback Trace McSorley leads Penn State to a 20-7 win at Rutgers to become Penn State's all-time wins leader with 30 victories as a starting quarterback, surpassing the previous record of 29 set by Todd Blackledge (1980-82) and Tony Sacca (1988-91). McSorley finished his career with a 31-9 record as a starting quarterback. In the win over the Scarlet Knights, McSorley also became just the third quarterback in Big Ten history to register 100 career touchdowns responsible for, joining Purdue's Drew Brees and Ohio State's J.T. Barrett.

December 4, 2018 — Former quarterback Kerry Collins is inducted into the College Football Hall of Fame, becoming the 26th member of the Penn State football family (20 players, 6 coaches) in the Hall of Fame. In addition, quarterback Trace McSorley was honored as a National Football Foundation (NFF) Scholar-Athlete. He was the 18th Nittany Lion to be selected as a Scholar-Athlete.

October 12, 2019 — A pair of second-half takeaways and big fourth-quarter runs by freshman running back Noah Cain led No. 10 Penn State to a 17-12 win over No. 17 Iowa in Kinnick Stadium. It was the Nittany Lions' first win over a ranked opponent in a true road game since 2013. With the victory, Penn State became eligible for its 50th bowl in program history.

Oct. 19, 2019 — For the third consecutive year, Penn State hosts ESPN College GameDay. The seventh-ranked Nittany Lions jumped out to a 21-0 lead on No. 16 Michigan in front of a Beaver Stadium whiteout and held on for a 28-21 victory. It marked the first time since 2005 that Penn State had defeated ranked opponents in back-to-back games (No. 17 Iowa, 17-12; No. 16 Michigan, 28-21).

November 30, 2019 — Penn State closes the regular season with a 27-6 victory over Rutgers to improve to 10-2. It marked the 24th 10-win season in program history and 10th time since joining the Big Ten in 1993. The Nittany Lions reached the 10-win mark in the regular season for the 19th in program history.

December 28, 2019 — Led by a team-bowl-record 202 rushing yards by running back Journey Brown, No. 10 Penn State rushes for a team-bowl-record 396 yards en route to a 53-39 victory over No. 17 Memphis in the 84th annual Goodyear Cotton Bowl Classic in AT&T Stadium. Penn State finished with an 11-2 record for its 17th 11-win season in program history and third in the last four years, repeating a feat not accomplished since 1968-71. The Nittany Lions also improved to 3-0-1 all-time in the Goodyear Cotton Bowl Classic and earned their second consecutive win in a New Year's Six bowl game (Fiesta, 2017).

April 23-25, 2020 — A total of five Nittany Lions are selected in the 2020 NFL Draft, including defensive end Yetur Gross-Matos (38th overall, Carolina Panthers), wide receiver KJ Hamler (46th overall, Denver Broncos), cornerback John Reid (4th round, 141st overall, Houston Texans), linebacker Cam Brown (6th round, 183rd overall, New York Giants) and defensive lineman Robert Windsor (6th round, 193rd overall, Indianapolis Colts).

October 24, 2020 — The Big Ten Council of Presidents and Chancellors (COP/C) adopted significant medical protocols including daily antigen testing, enhanced cardiac screening and an enhanced data-driven approach when making decisions about COVID-19 practice/competition. The COP/C voted unanimously to resume the football season starting the weekend of October 24, 2020. Penn State opened the season at Indiana.

November 28, 2020 — Penn State collected a season-high 254 rushing yards as it earned a 27-17 win over Michigan. It was Penn State's first win in The Big House since 2009.

December 5, 2020 — Penn State added to its impressive football history as it earned the program's 900th win. The Nittany Lions' used a strong defensive effort to pick up a 23-7 win over Rutgers at SHI Stadium. Penn State became the nation's eighth program to reach 900 wins.

September 4, 2021 — Penn State opened its 2021 campaign with a 16-10 road victory against Big Ten foe No. 12 Wisconsin. It marked Penn State's first season-opening victory against a ranked opponent since 1999 when the Nittany Lions defeated No. 4 Arizona, 41-7.



Running back Saquon Barkley is the No. 2 overall pick of the 2018 NFL Draft, marking Penn State's fifth top-2 pick in program history and first since 2000. He is one of six Nittany Lions drafted in 2018.

September 11, 2021 — For the first time in 22 months, fans filled the seats of Beaver Stadium as Penn State opened its home schedule with a 44-13 victory over Ball State. It was Penn State's 300th win in Beaver Stadium as the Nittany Lions became one of just nine FBS teams with 300 wins in their current stadium. On the 20th anniversary of the tragic September 11 terrorist attacks, the family of former Penn State football player Patrick Dwyer served as honorary captains.

September 18, 2021 — Penn State celebrated the annual Penn State White Out game with a 28-20 win over Auburn. The Nittany Lions defeated two ranked opponents in their first three games of the season for the first time in program history. The win was Penn State's first regular-season victory over an SEC opponent since the Nittany Lions defeated Alabama 9-0 in 1990.

April 28-30, 2022 — Penn State saw eight players selected in the 2022 NFL Draft, the most since 1996 (10). The eight draft picks for the Nittany Lions ranked fourth in the country.

September 1, 2022 — Sean Clifford connected with Keyone Lee for a 10-yard touchdown to give Penn State the lead with 57 seconds remaining as the Nittany Lions earned a 35-31 win over Purdue at Ross-Ade Stadium to begin the 2022 season.

September 17, 2022 — Penn State exploded in the second half to earn a 41-12 win over Auburn in Jordan-Hare Stadium. The Nittany Lions scored 17 unanswered points in the third quarter and outscored the Tigers, 27-6, in the

second half. Penn State's 29-point margin was the Big Ten's sixth win over an SEC team by 29 or more points and the third in a regular season game.

December 6, 2022 — Former Penn State linebacker LaVar Arrington becomes the 26th member (20 players, 6 coaches) of the Penn State football family to be elected to the College Hall of Fame.

December 6, 2022 — Long snapper Chris Stoll is the winner of the Patrick Mannelly Award, honoring the nation's top long snapper. Stoll becomes Penn State's third specialist to win a national award.

January 2, 2023 — The Nittany Lions defeated Utah, 35-21, in the 109th Rose Bowl Game. Penn State put up 448 yards of total offense and recorded two takeaways in the program's second Rose Bowl win. The Nittany Lions reached the 11-win plateau for the 19th time in program history.

September 2, 2023 — Penn State defeated West Virginia in front of 110,747 fans, the fourth-largest crowd in Beaver Stadium history. The Nittany Lions outscored the Mountaineers, 24-8, in the second half to pull away for the season-opening victory.

September 23, 2023 — The Nittany Lions dominated on both sides of the ball and registered a 31-0 victory over Iowa in front of the second-largest crowd in Beaver Stadium history. Penn State's defense stole the show, shutting out an AP Top 25 opponent for the first time since it did so in the 1999 Alamo Bowl against No. 18 Texas A&M. The Blue & White held Iowa to just 76 total yards of offense, split between 50 passing yards and 26 on the ground.

November 24, 2023 — Penn State dominated Michigan State in the Land Grant Trophy game, outgaining the Spartans 586 to 53 en route to a 42-0 shutout victory at Ford Field, as the Nittany Lions clinched another 10-win season. Penn State produced 10 20-plus yard plays on offense and held Michigan State to -35 rushing yards on defense in the outstanding complimentary win.

April 25-27, 2024 — The Nittany Lions finished the 2024 NFL Draft with eight selections. Penn State has had five or more draft picks in seven-straight years, dating back to 2018. It is Penn State's longest streak of years with at least five picks since a string of seven years from 1978-84.

Information from the Penn State Football Encyclopedia by Lou Prato, a noted Penn State football historian, was used in this compilation. Current as of July 1, 2024.

BOWL HISTORY

PENN STATE BOWL HISTORY

BOWL APPEARANCES

School	Bowls
Alabama	77
Georgia	62
Texas	59
Oklahoma	57
Tennessee	56
USC	56
LSU	55
Ohio State	55
Nebraska	53
Penn State	53
Michigan	51
Clemson	50
Florida	49

BOWL VICTORIES

School	Wins
Alabama	45
Georgia	38
USC	35
Penn State	31
Oklahoma	31
Texas	31
Tennessee	31
LSU	30
Florida State	29
Clemson	27
Nebraska	26
Ohio State	26

BOWL WINNING PERCENTAGE

School	Record	Pct.
<i>(Minimum 20 Appearances)</i>		
Utah	17-9-0	65.4
Marshall	13-7-0	65.0
Oklahoma State	22-12-0	64.7
Georgia	38-21-3	63.7
Mississippi	25-15-0	62.5
USC	35-21-0	62.5
Alabama	45-28-3	61.9
Florida State	28-18-2	60.4
Penn State	31-20-2	60.4
Syracuse	16-11-1	58.9

PENN STATE BOWL GAME APPEARANCES

1922 L Rose: Jan. 1, 1923 USC 14, Penn State 3	1976 L Gator: Dec. 27, 1976 Notre Dame 20, Penn State 9 <i>Outstanding Penn State Player: Jimmy Cefalo</i>	1991 W Fiesta: Jan. 1, 1992 Penn State 42, Tennessee 17 <i>Most Valuable Offensive Player: O.J. McDuffie</i> <i>Most Valuable Defensive Player: Reggie Givens</i>	2007 W Alamo: Dec. 29, 2007 Penn State 24, Texas A&M 17 <i>Offensive Most Valuable Player: Rodney Kinlaw</i> <i>Defensive Most Valuable Player: Sean Lee</i>
1947 T Cotton: Jan. 1, 1948 Penn State 13, SMU 13	1977 W Fiesta: Dec. 25, 1977 Penn State 42, Arizona State 30 <i>Outstanding Defensive Player: Matt Millen</i>	1992 L Blockbuster: Jan. 1, 1993 Stanford 24, Penn State 3	2008 L Rose: Jan. 1, 2009 USC 38, Penn State 24
1959 W Liberty: Dec. 19, 1959 Penn State 7, Alabama 0 <i>Leftwich Memorial Trophy: Jay Huffman</i>	1978 L Sugar: Jan. 1, 1979 Alabama 14, Penn State 7	1993 W Citrus: Jan. 1, 1994 Penn State 31, Tennessee 13 <i>Most Valuable Offensive Player: Bobby Engram</i> <i>Most Valuable Defensive Player: Lee Rubin</i>	2009 W ... Citrus/Capital One: Jan. 1, 2010 Penn State 19, LSU 17 <i>Most Valuable Player: Daryll Clark</i>
1960 W Liberty: Dec. 17, 1960 Penn State 41, Oregon 12 <i>Leftwich Memorial Trophy: Dick Hoak</i>	1979 W Liberty: Dec. 22, 1979 Penn State 9, Tulane 6	1994 W Rose: Jan. 2, 1995 Penn State 38, Oregon 20 <i>Most Valuable Players: Ki-Jana Carter, Danny O'Neil (Oregon)</i>	2010 L Outback: Jan. 1, 2011 Florida 37, Penn State 24
1961 W Gator: Dec. 30, 1961 Penn State 30, Georgia Tech 15 <i>Burkhalter Award: Galen Hall</i>	1980 W Fiesta: Dec. 26, 1980 Penn State 31, Ohio State 19 <i>Outstanding Offensive Player: Curt Warner</i> <i>Outstanding Defensive Player: Frank Case</i> <i>Sportsmanship Award: Frank Case</i>	1995 W Outback: Jan. 1, 1996 Penn State 43, Auburn 14 <i>Most Valuable Player: Bobby Engram</i>	2011 L TicketCity: Jan. 2, 2012 Houston 30, Penn State 14
1962 L Gator: Dec. 29, 1962 Florida 17, Penn State 7 <i>Miller Award: Dave Robinson</i>	1981 W Fiesta: Jan. 1, 1982 Penn State 26, USC 10 <i>Outstanding Offensive Player: Curt Warner</i> <i>Outstanding Defensive Player: Leo Wisniewski</i>	1996 W Fiesta: Jan. 1, 1997 Penn State 38, Texas 15 <i>Offensive Player of the Game: Curtis Enis</i> <i>Defensive Player of the Game: Brandon Noble</i>	2014 W Pinstripe: Dec. 27, 2014 Penn State 31, Boston College 30 (OT) <i>Most Valuable Player: Christian Hackenberg</i>
1967 T Gator: Dec. 30, 1967 Penn State 17, Florida State 17 <i>Burkhalter Award: Tom Sherman</i>	1982 W Sugar: Jan. 1, 1983 Penn State 27, Georgia 23 <i>Outstanding Player: Todd Blackledge</i>	1997 L Citrus: Jan. 1, 1998 Florida 21, Penn State 6 <i>Team Offensive Most Valuable Player: Chris Eberly</i> <i>Team Defensive Most Valuable Player: Brandon Short</i>	2015 L TaxSlayer: Jan. 2, 2016 Georgia 24, Penn State 17 <i>Penn State Most Valuable Player: Trace McSorley</i>
1968 W Orange: Jan. 1, 1969 Penn State 15, Kansas 14	1983 W Aloha: Dec. 26, 1983 Penn State 13, Washington 10 <i>Outstanding Defensive Player: George Reynolds</i>	1998 W Outback: Jan. 1, 1999 Penn State 26, Kentucky 14 <i>Most Valuable Player: Courtney Brown</i>	2016 L Rose: Jan. 2, 2017 USC 52, Penn State 49
1969 W Orange: Jan. 1, 1970 Penn State 10, Missouri 3 <i>Most Valuable Back: Chuck Burkhardt</i> <i>Most Valuable Lineman: Mike Reid</i>	1985 L Orange: Jan. 1, 1986 Oklahoma 25, Penn State 10	1999 W Alamo: Dec. 28, 1999 Penn State 24, Texas A&M 0 <i>Offensive Most Valuable Player: Rashard Casey</i> <i>Defensive Most Valuable Player: LaVar Arrington</i>	2017 W Fiesta: Dec. 30, 2017 Penn State 35, Washington 28 <i>Offensive Player of the Game: Trace McSorley</i> <i>Defensive Player of the Game: Marcus Allen</i>
1971 W Cotton: Jan. 1, 1972 Penn State 30, Texas 6 <i>Outstanding Offensive Player: Lydell Mitchell</i> <i>Outstanding Defensive Player: Bruce Bannon</i>	1986 W Fiesta: Jan. 2, 1987 Penn State 14, Miami (Fla.) 10 <i>Most Valuable Offensive Player: D.J. Dozier</i> <i>Most Valuable Defensive Player: Shane Conlan</i>	2002 L Citrus/Capital One: Jan. 1, 2003 Auburn 13, Penn State 9 <i>Offensive Most Valuable Player: Michael Robinson</i> <i>Defensive Most Valuable Player: Anthony Adams</i>	2018 L Citrus: Jan. 1, 2019 Kentucky 27, Penn State 24
1972 L Sugar: Dec. 31, 1972 Oklahoma 14, Penn State 0	1987 L Citrus: Jan. 1, 1988 Clemson 35, Penn State 10	2005 W Orange: Jan. 3, 2006 Penn State 26, Florida State 23 (3 OT)	2019 W Cotton: Dec. 31, 2019 Penn State 53, Memphis 39 <i>Offensive Player of the Game: Journey Brown</i> <i>Defensive Player of the Game: Micah Parsons</i>
1973 W Orange: Jan. 1, 1974 Penn State 16, LSU 9 <i>Most Valuable Back: Tom Shuman</i> <i>Most Valuable Lineman: Randy Crowder</i>	1989 W Holiday: Dec. 29, 1989 Penn State 50, BYU 39 <i>Player of the Game: Blair Thomas; Ty Detmer (BYU)</i>	2006 W Outback: Jan. 1, 2007 Penn State 20, Tennessee 10 <i>Most Valuable Player: Tony Hunt</i>	2021 L Outback: Jan. 1, 2022 Arkansas 24, Penn State 10
1974 W Cotton: Jan. 1, 1975 Penn State 41, Baylor 20 <i>Outstanding Offensive Player: Tom Shuman</i>	1990 L Blockbuster: Dec. 28, 1990 Florida State 24, Penn State 17		2022 W Rose: Jan. 2, 2023 Penn State 35, Utah 21 <i>Offensive Most Valuable Player: Sean Clifford</i> <i>Defensive Most Valuable Player: Ji'Ayir Brown</i>
1975 L Sugar: Dec. 31, 1975 Alabama 13, Penn State 6			2023 L Peach: Dec. 30, 2023 Ole Miss 38, Penn State 25

PENN STATE INDIVIDUAL BOWL RECORDS

RUSHING

YARDAGE			
1.	202	Journey Brown	2019 Cotton
2.	194	Saquon Barkley	2017 Rose
3.	186	Blair Thomas	1989 Holiday
4.	158	Tony Hunt	2007 Outback
5.	156	Ki-Jana Carter	1995 Rose
6.	155	Curt Warner	1980 Fiesta
7.	146	Lydell Mitchell	1972 Cotton
8.	145	Curt Warner	1982 Fiesta
9.	143	Rodney Kinlaw	2007 Alamo
10.	120	Nicholas Singleton	2023 Rose

ATTEMPTS			
1.	35	Blair Thomas	1989 Holiday
2.	31	Tony Hunt	2007 Outback
3.	27	Lydell Mitchell	1972 Cotton
4.	26	John Cappelletti	1974 Orange
	26	Steve Geise	1977 Fiesta
	26	Curt Warner	1982 Fiesta
	26	Austin Scott	2006 Orange
8.	25	Frank Rogel	1948 Cotton
	25	Tom Donchez	1975 Cotton
	25	Saquon Barkley	2017 Rose

AVERAGE			
<i>(Minimum 10 Attempts)</i>			
1.	12.6	Journey Brown	2019 Cotton
2.	8.6	Curt Warner	1980 Fiesta
3.	7.9	Stephen Pitts	1996 Outback
4.	7.8	Saquon Barkley	2017 Rose
5.	7.6	Booker Moore	1980 Fiesta
	7.6	Saquon Barkley	2017 Fiesta
7.	7.4	Ki-Jana Carter	1995 Rose
8.	6.8	Brian Milne	1996 Outback
	6.8	Rodney Kinlaw	2007 Alamo
10.	6.5	Curt Warner	1983 Sugar

TOUCHDOWNS			
1.	3	Ki-Jana Carter	1995 Rose
2.	2	Dick Hoak	1960 Liberty
	2	Matt Suhey	1977 Fiesta
	2	Curt Warner	1982 Fiesta
	2	Curt Warner	1983 Sugar
	2	Leroy Thompson	1989 Holiday
	2	Ki-Jana Carter	1994 Citrus
	2	Curtis Enis	1997 Fiesta
	2	Austin Scott	2006 Orange
	2	Saquon Barkley	2017 Rose
	2	Saquon Barkley	2017 Fiesta
	2	Journey Brown	2019 Cotton
	2	Noah Cain	2019 Cotton
	2	Nicholas Singleton	2023 Rose

LONGEST RUN			
1.	92	Saquon Barkley	2017 Fiesta
2.	87	Nicholas Singleton	2023 Rose
3.	84	Chafie Fields	1997 Fiesta
4.	83	Ki-Jana Carter	1995 Rose
5.	79	Saquon Barkley	2017 Rose
6.	64	Curt Warner	1980 Fiesta
7.	56	Journey Brown	2019 Cotton
8.	44	Ricky Slade	2019 Cotton
9.	43	Stephen Pitts	1996 Outback
10.	38	Evan Royster	2007 Alamo

LONGEST TOUCHDOWN RUN			
1.	92	Saquon Barkley	2017 Fiesta
2.	87	Nicholas Singleton	2023 Rose
3.	83	Ki-Jana Carter	1995 Rose
4.	79	Saquon Barkley	2017 Rose
5.	64	Curt Warner	1980 Fiesta
6.	56	Journey Brown	2019 Cotton
7.	38	Evan Royster	2007 Alamo
8.	37	Booker Moore	1980 Fiesta
9.	32	Journey Brown	2019 Cotton
10.	21	Curt Warner	1982 Fiesta

PASSING

YARDAGE			
1.	371	Christian Hackenberg	2014 PinStripe
2.	342	Trace McSorley	2017 Fiesta
3.	295	Drew Allar	2023 Peach
4.	279	Sean Clifford	2023 Rose
5.	273	Daryll Clark	2009 Rose
6.	254	Trace McSorley	2017 Rose
7.	253	Michael Robinson	2006 Orange
8.	246	Trace McSorley	2019 Citrus
9.	228	Todd Blackledge	1983 Sugar
10.	226	Tom Shuman	1975 Cotton

COMPLETIONS			
1.	34	Christian Hackenberg	2014 PinStripe
2.	32	Trace McSorley	2017 Fiesta
3.	21	Michael Robinson	2006 Orange
	21	Daryll Clark	2009 Rose
5.	19	Kerry Collins	1995 Rose
	19	Drew Allar	2023 Peach
7.	18	Daryll Clark	2010 Capital One
	18	Trace McSorley	2017 Rose
9.	17	Matt McGloin	2011 Outback
	17	Trace McSorley	2019 Citrus

ATTEMPTS			
1.	50	Christian Hackenberg	2014 PinStripe
2.	41	Matt McGloin	2011 Outback
	41	Trace McSorley	2017 Fiesta
4.	39	Michael Robinson	2006 Orange
	39	Drew Allar	2023 Peach
6.	36	Daryll Clark	2009 Rose
7.	35	Daryll Clark	2010 Capital One
8.	34	Doug Strang	1983 Aloha
9.	33	Chuck Fusina	1975 Sugar
	33	Trace McSorley	2019 Citrus

COMPLETION PERCENTAGE			
<i>(Minimum 10 Attempts)</i>			
1.	78.0	Trace McSorley	2017 Fiesta
2.	76.2	Sean Clifford	2023 Rose
3.	72.7	Matt Knizner	1986 Orange
4.	68.0	Christian Hackenberg	2014 PinStripe
5.	63.3	Kerry Collins	1995 Rose
6.	62.5	Kerry Collins	1994 Citrus
7.	62.0	Trace McSorley	2017 Rose
8.	60.0	Wally Richardson	1997 Fiesta
9.	59.1	Matt Knizner	1988 Citrus
10.	58.3	Daryll Clark	2009 Rose

TOUCHDOWN PASSES			
1.	4	Tony Sacca	1992 Fiesta
4.	4	Wally Richardson	1996 Outback
4.	4	Christian Hackenberg	2014 PinStripe
	4	Trace McSorley	2017 Rose
5.	3	Galen Hall	1961 Gator
6.	2	Tom Sherman	1967 Gator
	2	Tony Sacca	1989 Holiday
	2	Daryll Clark	2009 Rose
	2	Trace McSorley	2016 TaxSlayer
	2	Trace McSorley	2017 Fiesta
	2	Trace McSorley	2019 Citrus
	2	Sean Clifford	2023 Rose
	2	Drew Allar	2023 Peach

LONGEST COMPLETION			
1.	88	Clifford to Lambert-Smith	2023 Rose
2.	75	Allar to Warren	2023 Peach
3.	72	Shuman to Herd	1974 Orange
	72	Hackenberg to Godwin	2014 PinStripe
	72	McSorley to Godwin	2017 Rose
6.	69	Bolden to Brown	2012 TicketCity
7.	65	Hufnagel to Skarzynski	1972 Cotton
8.	56	Sacca to Daniels	1990 Blockbuster
	56	Thompson to Nastasi	1999 Outback
10.	52	Blackledge to Garrity	1982 Fiesta
	52	Sacca to Daniels	1989 Holiday

LONGEST TOUCHDOWN PASS			
1.	88	Clifford to Lambert-Smith	2023 Rose
3.	72	Shuman to Herd	1974 Orange
	72	Hackenberg to Godwin	2014 PinStripe
	72	McSorley to Godwin	2017 Rose
5.	69	Bolden to Brown	2012 TicketCity
6.	65	Hufnagel to Skarzynski	1972 Cotton
7.	56	Sacca to Daniels	1990 Blockbuster
	56	Thompson to Nastasi	1999 Outback
9.	52	Blackledge to Garrity	1982 Fiesta
	52	Sacca to Daniels	1989 Holiday

INTERCEPTIONS THROWN			
1.	5	Matt McGloin	2011 Outback
2.	4	Chuck Fusina	1979 Sugar
3.	3	Harry "Light Horse" Wilson	1923 Rose
	3	John Shaffer	1986 Orange
	3	Mike McQueary	1998 Citrus
	3	Rob Bolden	2012 TicketCity
	3	Trace McSorley	2017 Rose

RECEIVING

YARDAGE			
1.	187	Chris Godwin	2017 Rose
2.	154	David Daniels	1990 Blockbuster
3.	140	Chris Godwin	2014 PinStripe
4.	133	Chris Godwin	2016 TaxSlayer
5.	127	Tyler Warren	2023 Peach
6.	124	KeAndre Lambert-Smith	2023 Rose
7.	116	Gregg Garrity	1983 Sugar
8.	113	Bobby Engram	1983 Sugar
9.	111	O.J. McDuffie	1993 Blockbuster
10.	110	Jordan Norwood	2006 Orange
	110	DaeSean Hamilton	2017 Fiesta

RECEPTIONS			
1.	9	Chris Godwin	2017 Rose
2.	8	Andrew Quarless	2010 Capital One
3.	7	David Daniels	1990 Blockbuster
	7	Bobby Engram	1994 Citrus
	7	Tony Stewart	1999 Outback
	7	Chris Godwin	2014 PinStripe
	7	DaeSean Hamilton	2014 PinStripe
	7	Geno Lewis	2014 PinStripe
	7	Saquon Barkley	2017 Fiesta
	7	Parker Washington	2022 Outback

LONGEST RECEPTION			
1.	88	Lambert-Smith from Clifford	2023 Rose
2.	75	Warren from Allar	2023 Peach
3.	72	Herd from Shuman	1974 Orange
	72	Godwin from Hackenberg	2014 PinStripe
	72	Godwin from McSorley	2017 Rose

YARDS PER RECEPTION			
<i>(Minimum 3 Receptions)</i>			
1.	41.3	KeAndre Lambert-Smith	2023 Rose
2.	34.0	Jimmy Cefalo	1975 Cotton
3.	29.0	Gregg Garrity	1983 Sugar
4.	28.3	Bobby Engram	1996 Outback
5.	25.4	Tyler Warren	2023 Peach
6.	24.6	KeAndre Lambert-Smith	2022 Outback
7.	24.3	Deon Butler	2007 Outback
8.	24.2	Deon Butler	2009 Rose
9.	22.2	Chris Godwin	2016 TaxSlayer
10.	22.0	David Daniels	1990 Blockbuster

TOUCHDOWNS			
1.	2	Bobby Engram	1996 Outback
	2	Chris Godwin	2017 Rose
	2	DaeSean Hamilton	2017 Fiesta

BOWL HISTORY

PENN STATE INDIVIDUAL BOWL RECORDS

TOTAL OFFENSE

TOTAL YARDAGE

1.	402	Trace McSorley	2017 Fiesta
2.	371	Christian Hackenberg	2014 Pinstripe
3.	335	Drew Allar	2023 Peach
4.	321	Trace McSorley	2019 Citrus
5.	290	Daryll Clark	2009 Rose
6.	278	Sean Clifford	2023 Rose
7.	274	Michael Robinson	2006 Orange
8.	267	Trace McSorley	2017 Rose
9.	241	Sean Clifford	2022 Outback
10.	240	Tom Shuman	1975 Cotton

TOUCHDOWNS RESPONSIBLE

1.	5	Trace McSorley	2017 Rose
2.	4	Tony Sacca	1992 Fiesta
	4	Wally Richardson	1996 Outback
	4	Christian Hackenberg	2014 Pinstripe
5.	3	Dick Hoak	1960 Liberty
	3	Galen Hall	1961 Gator
	3	Ki-Jana Carter	1995 Rose
	3	Daryll Clark	2009 Rose
	3	Trace McSorley	2019 Citrus

OFFENSIVE PLAYS

1.	58	Christian Hackenberg	2014 Pinstripe
2.	56	Michael Robinson	2006 Orange
3.	53	Trace McSorley	2017 Fiesta
4.	52	Trace McSorley	2019 Citrus
5.	46	Daryll Clark	2010 Capital One
6.	44	Doug Strang	1983 Aloha
	44	Sean Clifford	2022 Outback
	44	Drew Allar	2023 Peach
9.	43	Daryll Clark	2009 Rose
	43	Matt McGloin	2011 Outback

SCORING

POINTS

1.	20	Curtis Enis	1997 Fiesta
2.	18	Ki-Jana Carter	1995 Rose
	18	Saquon Barkley	2017 Rose
4.	14	Travis Forney	1999 Outback
5.	13	Brett Conway	1996 Outback
	13	Collin Wagner	2010 Capital One
7.	12	16 times;	
		Last: Nicholas Singleton	2023 Rose

TOUCHDOWNS

1.	3	Ki-Jana Carter	1995 Rose
	3	Curtis Enis	1997 Fiesta
	3	Saquon Barkley	2017 Rose
4.	2	15 times;	
		Last: Nicholas Singleton	2023 Rose

KICKING POINTS

1.	14	Travis Forney	1999 Outback
2.	13	Brett Conway	1996 Outback
	13	Collin Wagner	2010 Capital One
4.	12	Alberto Vitiello	1972 Cotton
	12	Ray Tarasi	1989 Holiday
6.	10	Matt Bahr	1977 Fiesta
7.	9	Jake Pinegar	2019 Cotton
	9	Robbie Gould	2003 Capital
	9	Nick Gancitano	1983 Sugar
	9	Herb Menhardt	1979 Liberty

EXTRA POINTS

1.	7	Tyler Davis	2017 Rose
2.	6	Craig Fayak	1992 Fiesta
	6	Jake Pinegar	2019 Cotton
4.	5	John Reihner	1975 Cotton
	5	Tyler Davis	2017 Fiesta
	5	Jake Pinegar	2023 Rose
6.	4	Henry Oppermann	1960 Liberty
	4	Herb Mendhart	1980 Fiesta
	4	Craig Fayak	1994 Citrus
	4	Brett Conway	1995 Rose
	4	Brett Conway	1996 Outback
	4	Sam Ficken	2014 Pinstripe

FIELD GOALS

1.	4	Travis Forney	1999 Outback
	4	Collin Wagner	2010 Capital One
3.	3	Alberto Vitiello	1972 Cotton
	3	Herb Mendhart	1979 Liberty
	3	Ray Tarasi	1983 Aloha
	3	Brett Conway	1996 Outback
	3	Robbie Gould	2003 Capital One

FIELD GOAL ATTEMPTS

1.	5	Travis Forney	1999 Outback
	5	Kevin Kelly	2007 Outback
3.	4	Herb Mendhart	1979 Liberty
	4	Brett Conway	1996 Outback
	4	Robbie Gould	2003 Capital One
	4	Collin Wagner	2010 Capital One

LONGEST FIELD GOAL

1.	51	Ray Tarasi	1989 Holiday
2.	49	Nick Gancitano	1983 Aloha
3.	45	Nick Gancitano	1983 Sugar
	45	Sam Ficken	2014 Pinstripe
	45	Jake Pinegar	2019 Cotton
6.	44	Chris Bahr	1974 Orange
7.	43	Brett Conway	1995 Rose
	43	Travis Forney	1999 Outback
	43	Jake Pinegar	2022 Outback
10.	42	Chris Bahr	1975 Sugar
	42	Travis Forney	1998 Florida Citrus

DEFENSIVE SCORE

1.	102	Andre Collins	1989 Holiday (Interception return of pass for two-point conversion)
2.	88	Tony Davis	2007 Outback (fumble)
3.	53	Gary Brown	1989 Holiday (fumble)
4.	34	Derek Fox	1999 Alamo (interception)
5.	23	Reggie Givens	1992 Fiesta (fumble)
6.	15	Garrett Taylor	2019 Cotton (interception)

PUNT RETURNS

RETURNS

1.	5	Kevin Baugh	1983 Sugar
2.	3	Rich Mauti	1975 Sugar
	3	Jim Coates	1986 Orange
	3	Jim Coates	1987 Fiesta
	3	Bobby Engram	1994 Citrus
	3	Mike Archie	1996 Outback
	3	Justin Brown	2010 Capital One
	3	DeAndre Thompkins	2017 Fiesta

YARDAGE

1.	106	Kevin Baugh	1983 Sugar
2.	71	O.J. McDuffie	1992 Fiesta
3.	67	Jimmy Cefalo	1977 Fiesta
4.	61	Gary Hayman	1974 Orange
5.	53	Terry Smith	1990 Blockbuster
6.	52	Kenny Watson	1998 Citrus

AVERAGE

(Minimum 3 Returns)

1.	21.2	Kevin Baugh	1983 Sugar
2.	20.3	Gary Hayman	1974 Orange
3.	17.8	O.J. McDuffie	1992 Fiesta
4.	14.0	Bobby Engram	1994 Citrus
5.	10.0	Mike Archie	1996 Outback

LONGEST RETURN

1.	67	Jimmy Cefalo	1977 Fiesta
2.	52	Kenny Watson	1998 Citrus
3.	42	Terry Smith	1990 Blockbuster
4.	39	O.J. McDuffie	1992 Fiesta
5.	36	Gary Hayman	1974 Orange

KICKOFF RETURNS

RETURNS

1.	6	Leroy Thompson	1988 Citrus
2.	5	O.J. McDuffie	1989 Holiday
3.	4	Chaz Powell	2010 Capital One
	4	Silas Redd	2011 Outback
	4	Miles Sanders	2017 Fiesta

YARDAGE

1.	128	O.J. McDuffie	1989 Holiday
2.	127	Leroy Thompson	1988 Citrus
3.	85	Ambrose Fletcher	1995 Rose
4.	81	Kenny Watson	1997 Fiesta
5.	78	Chaz Powell	2010 Capital One
6.	74	Silas Redd	2011 Outback

AVERAGE

(Minimum 3 Returns)

1.	25.6	O.J. McDuffie	1989 Holiday
2.	23.0	Curt Warner	1980 Fiesta
	23.0	Brandon Polk	2016 TaxSlayer
4.	21.3	Eddie Drummond	1999 Outback
5.	21.2	Leroy Thompson	1988 Citrus
6.	20.3	Jim Coates	1986 Orange

LONGEST RETURN

1.	81	Kenny Watson	1997 Fiesta
2.	72	Ambrose Fletcher	1995 Rose
3.	50	Joe Jackson	1975 Cotton
4.	46	O.J. McDuffie	1989 Holiday
5.	42	D.J. Dozier	1983 Aloha
	42	Shelly Hammonds	1992 Fiesta

PUNTING

PUNTS

1.	12	Mike Palm	1923 Rose
	12	Bob Parsons	1970 Orange
3.	11	Jeremy Kapinos	2006 Orange
4.	10	Brian Masella	1972 Sugar
	10	Scott Fitzkee	1979 Sugar

AVERAGE

(Minimum 3 Punts)

1.	51.4	Jeremy Boone	2007 Alamo
2.	51.2	Blake Gillikin	2019 Citrus
3.	51.0	Chris Clausen	1988 Citrus
4.	50.8	Ralph Giacomarro	1982 Fiesta
	50.8	Blake Gillikin	2017 Rose
6.	49.4	Riley Thompson	2023 Peach
7.	48.5	Chris Bahr	1975 Sugar

LONGEST PUNT

1.	71	Trace McSorley	2019 Citrus
2.	68	Bob Campbell	1967 Gator
3.	63	Ralph Giacomarro	1982 Fiesta
4.	62	Pete Liske	1961 Gator
	62	Ralph Giacomarro	1983 Sugar
	62	George Reynolds	1983 Aloha
7.	60	Barney Amor	2023 Rose

INTERCEPTIONS

INTERCEPTIONS

1.	2	Tim Montgomery	1967 Gator
		George Landis	1970 Orange
		Dennis Onkotz	1970 Orange
		Neal Smith	1970 Orange
		Mark Robinson	1983 Sugar
		Shane Conlan	1987 Fiesta
		Pete Giftopoulos	1987 Fiesta
		Sherrad Rainge	1989 Holiday
		Reggie Givens	1992 Fiesta
		Chuck Penzenik	1995 Rose
		Kim Herring	1996 Outback
		Anthony King	1999 Outback
		Derek Fox	1999 Alamo
		Ji'Ayir Brown	2022 Outback

RETURN YARDAGE

1.	102	Andre Collins	1989 Holiday
2.	58	Chuck Penzenik	1995 Rose
3.	56	George Landis	1970 Orange
4.	55	Rich Milot	1979 Sugar
5.	46	Shane Conlan	1987 Fiesta

LONGEST RETURN

1.	102	Andre Collins	1989 Holiday
2.	55	Rich Milot	1979 Sugar
3.	44	Chuck Penzenik	1995 Rose
4.	42	Tim Montgomery	1967 Gator
5.	40	George Landis	1970 Orange

PENN STATE INDIVIDUAL BOWL RECORDS TACKLES

TACKLES

1.	18	Matt Millen	1977 Fiesta
2.	17	Lance Mehl	1979 Sugar
3.	16	Kurt Allerman	1976 Gator
4.	15	Keith Goganious	1992 Fiesta
5.	14	11 times; Last: Parsons	2019 Cotton

TACKLES FOR LOSS

1.	5.0	NaVorro Bowman	2009 Rose
2.	4.0	Courtney Brown	1999 Outback
	4.0	Justin Kurpeikis	1999 Alamo
4.	3.5	Devon Still	2011 Outback
5.	3.0	Bruce Clark	1977 Fiesta
	3.0	Frank Case	1980 Fiesta
	3.0	Gene Gladys	1980 Fiesta
	3.0	Leo Wisniewski	1982 Fiesta
	3.0	Trey Bauer	1988 Citrus
	3.0	Todd Atkins	1995 Rose
	3.0	Courtney Brown	1999 Alamo
	3.0	Micah Parsons	2019 Cotton
	3.0	Smith Vilbert	2022 Outback

TACKLES FOR LOSS YARDAGE

1.	27	Micah Parsons	2019 Cotton
2.	26	Courtney Brown	1999 Outback
3.	21	Justin Kurpeikis	1999 Alamo
	21	NaVorro Bowman	2009 Rose
5.	20	Todd Atkins	1995 Rose
6.	17	Phil Yeboah-Kodie	1995 Rose
	17	Brad Scioli	1999 Outback
	17	Smith Vilbert	2022 Outback
9.	14	Shane Conlan	1986 Orange
	14	Curtis Jacobs	2023 Rose

SACKS

1.	3.0	Smith Vilbert	2022 Outback
2.	2.0	Todd Burger	1989 Holiday
	2.0	Todd Atkins	1995 Rose
	2.0	Phil Yeboah-Kodie	1995 Rose
	2.0	Terry Killens	1996 Outback
	2.0	Courtney Brown	1999 Outback
	2.0	Brad Scioli	1999 Outback
	2.0	Justin Kurpeikis	1999 Alamo
	2.0	Kevin Givens	2019 Citrus
	2.0	Micah Parsons	2019 Cotton
	2.0	Curtis Jacobs	2023 Rose

SACK YARDAGE

1.	19	Terry Killens	1996 Outback
2.	18	Justin Kurpeikis	1999 Alamo
3.	17	Todd Atkins	1995 Rose
	17	Phil Yeboah-Kodie	1995 Rose
	17	Brad Scioli	1999 Outback
	17	Micah Parsons	2019 Cotton
	17	Smith Vilbert	2022 Outback
8.	16	Courtney Brown	1999 Outback
	16	Jared Odrick	2010 Capital One
10.	14	Curtis Jacobs	2023 Rose

PENN STATE TEAM BOWL RECORDS

Points:	53	2019 Cotton vs. Memphis	Interceptions Thrown:	5	2011 Outback vs. Florida
Fewest Points Allowed:	0	1959 Liberty vs. Alabama 1999 Alamo vs. Texas A&M	Total Offense:	545	2017 Fiesta vs. Washington
Most Combined Points:	101	2017 Rose vs. USC (L, 52-49)	Total Offense Combined:	1,115	1989 Holiday vs. BYU
Fewest Combined Points:	7	1959 Liberty vs. Alabama (W, 7-0)	Total Plays:	87	1960 Liberty vs. Oregon 2006 Orange vs. Florida State
Most First-Quarter Points:	14	1977 Fiesta vs. Arizona State 2017 Fiesta vs. Washington	Fumbles Lost:	4	1959 Liberty vs. Alabama 1972 Sugar vs. Oklahoma
Most Second-Quarter Points:	28	2019 Cotton vs. Memphis	Turnovers:	5	1962 Gator vs. Florida 1972 Sugar vs. Oklahoma 1986 Orange vs. Oklahoma 2011 Outback vs. Florida
Most Third-Quarter Points:	28	2017 Rose vs. USC	Penalties:	12	1977 Fiesta vs. Arizona State
Most Fourth-Quarter Points:	24	1975 Cotton vs. Baylor	Penalty Yardage:	126	1977 Fiesta vs. Arizona State
Most First-Half Points:	35	2019 Cotton vs. Memphis	Punts:	12	1923 Rose vs. USC 1970 Orange vs. Missouri
Most Second-Half Points:	38	1975 Cotton vs. Baylor 1989 Holiday vs. BYU	Fewest Punts:	2	1975 Cotton vs. Baylor 1989 Holiday vs. BYU 2017 Fiesta vs. Washington
First Downs:	26	1989 Holiday vs. BYU	Largest Comeback Win:	14	2007 Alamo vs. Texas A&M (Trailed 14-0; won 24-17) 2014 Pinstripe vs. Boston College (Trailed 21-7; won 31-30 in OT)
Most Combined First Downs:	61	1989 Holiday vs. BYU	Attendance:	102,247	1995 Rose vs. Oregon
Rushing Yards:	396	2019 Cotton vs. Memphis			
Rushing Yards Combined:	486	1996 Outback vs. Auburn			
Rushing Yardage Average:	7.5	1996 Fiesta vs. Texas 2019 Cotton vs. Memphis			
Rushing Attempts:	73	1960 Liberty vs. Oregon			
Passing Yards:	371	2014 Pinstripe vs. Boston College			
Passing Yards Combined:	791	1989 Holiday vs. BYU			
Pass Completions:	34	2014 Pinstripe vs. Boston College			
Pass Attempts:	50	2014 Pinstripe vs. Boston College			
Touchdown Passes:	4	1992 Fiesta vs. Tennessee 1996 Outback vs. Auburn 2014 Pinstripe vs. Boston College 2017 Rose vs. USC			



2014 Pinstripe Bowl Champions

BOWL HISTORY

OPPONENT INDIVIDUAL BOWL RECORDS

RUSHING

Yardage:	234	Fred Taylor, Florida	1998 Citrus
Attempts:	43	Fred Taylor, Florida	1998 Citrus
Average Per Attempt: <i>(Minimum 10 Attempts)</i>	9.9	Stephen Davis, Auburn	1996 Outback
Touchdowns:	3	Tracy Johnson, Clemson	1988 Citrus
Longest Run:	69	Myles Gaskin, Washington	2017 Fiesta

PASSING

Yardage:	576	Ty Detmer, BYU	1989 Holiday
Completions:	45	Case Keenum, Houston	2012 TicketCity
Attempts:	69	Case Keenum, Houston	2012 TicketCity
Completion Percentage: <i>(Minimum 10 Attempts)</i>	83.3	Richard Todd, Alabama	1975 Sugar
Touchdown Passes:	5	Sam Darnold, USC	2017 Rose
Interceptions Thrown:	5	Terry McMillan, Missouri	1970 Orange
		Vinny Testaverde, Miami (Fl.)	1987 Fiesta

RECEIVING

Yardage:	228	Patrick Edwards, Houston	2012 TicketCity
Receptions:	14	Ron Sellers, Florida State	1967 Gator
Average Per Reception: <i>(Minimum 5 Receptions)</i>	26.4	Tinker Owens, Oklahoma	1972 Sugar
Touchdowns:	3	Deonta Brunett, USC	2017 Rose
Longest Reception:	75	Patrick Edwards, Houston	2012 TicketCity

TOTAL OFFENSE

Total Yardage:	594	Ty Detmer, BYU	1989 Holiday
Touchdowns Responsible:	5	Mark Sanchez, USC	2009 Rose
		Sam Darnold, USC	2017 Rose
Offensive Plays:	76	Case Keenum, Houston	2012 TicketCity

PUNT RETURNS

Returns:	7	Willie Reid, Florida State	2006 Orange
Yardage:	180	Willie Reid, Florida State	2006 Orange
Longest Return:	87	Willie Reid, Florida State	2006 Orange

KICKOFF RETURNS

Returns:	7	Dale Carter, Tennessee	1992 Fiesta
Yardage:	132	Dale Carter, Tennessee	1992 Fiesta
Longest Return:	67	Craig Yeast, Kentucky	1999 Outback

PUNTING

Punts:	10	Woody Umphrey, Alabama	1979 Sugar
Average Per Punt: <i>(Minimum 3 Punts)</i>	55.0 (6 punts)	Justin Brantly, Texas A&M	2007 Alamo
Longest Punt:	67	Justin Brantly, Texas A&M	2007 Alamo
	67	Max Duffy, Kentucky	2019 Citrus

SCORING

Points:	18	Tracy Johnson, Clemson	1988 Citrus
		Deonta Burnett, USC	2017 Rose
		Riley Patterson, Memphis	2019 Cotton
Touchdowns:	3	Tracy Johnson, Clemson	1988 Citrus
		Deonta Burnett, USC	2017 Rose
Kicking Points:	18	Riley Patterson, Memphis	2019 Cotton
Extra Points:	5	David Treadwell, Clemson	1988 Citrus
		David Buehler, USC	2009 Rose
		Matt Boermeester, USC	2017 Rose
Field Goals:	6	Riley Patterson, Memphis	2019 Cotton
Longest Field Goal:	52	Caden Davis, Ole Miss	2023 Peach

INTERCEPTIONS

Interceptions:	2	Sonny Brown, Oklahoma	1986 Orange
		Ahmad Black, Florida	2011 Outback
		Nick Saenz, Houston	2012 TicketCity
Return Yardage:	129	Ahmad Black, Florida	2011 Outback
Longest Return:	80	Ahmad Black, Florida	2011 Outback

OPPONENT TEAM BOWL RECORDS

Points:	52	USC	2017 Rose
First Downs:	35	BYU	1989 Holiday
Rushing Yardage:	353	Arkansas	2022 Outback
Rushing Attempts:	76	Oklahoma	1972 Sugar
Rushing Average:	6.3	Boston College	2014 Pinstripe
Passing Yardage:	576	BYU	1989 Holiday
Pass Completions:	45	Houston	2012 TicketCity
Pass Attempts:	69	Houston	2012 TicketCity
Pass Completion Percentage:	83.3	Alabama	1975 Sugar
Interceptions Thrown:	7	Missouri	1970 Orange

Total Offense:	651	BYU	1989 Holiday
Total Plays:	93	Miami (Fl.)	1987 Fiesta
Fumbles Lost:	5	Oklahoma	1972 Sugar
Turnovers:	9	Missouri	1970 Orange

PENN STATE BOWL GAME HIGHS & LOWS

RUSHING YARDAGE

High		Low	
1.	396	1979 Sugar	19
2.	351	1974 Orange	28
3.	330	2010 Capital One	41
4.	301	1998 Citrus	47
5.	278	1972 Sugar	49
6.	270	1970 Orange	57
7.	268	1992 Fiesta	76
8.	266	2014 PinStripe	82
9.	265	1962 Gator	89
10.	249	1983 Aloha	95

RUSHING YARDAGE DEFENSE

Best		Worst	
1.	-8	2022 Outback	353
2.	26	2014 PinStripe	289
3.	45	1988 Citrus	285
4.	55	1972 Sugar	278
5.	60	1923 Rose	254
6.	61	1998 Citrus	254
7.	63	1986 Orange	228
8.	68	1996 Outback	220
9.	73	1961 Gator	211
10.	75	1979 Sugar	208

PASSING YARDAGE

High		Low	
1.	371	1923 Rose	6
2.	343	1959 Liberty	41
3.	342	1987 Fiesta	53
4.	281	1962 Gator	58
5.	279	1967 Gator	69
6.	278	1977 Fiesta	83
7.	273	1998 Citrus	92
8.	254	1997 Fiesta	95
9.	253	2003 Capital One	98
10.	246	1980 Fiesta	117

PASSING YARDAGE DEFENSE

Best		Worst	
1.	27	1989 Holiday	576
2.	39	2012 TicketCity	532
3.	69	2019 Cotton	479
4.	78	1995 Rose	456
5.	83	2017 Rose	453
6.	86	2009 Rose	413
7.	91	2023 Peach	394
	91	1967 Gator	363
9.	94	1977 Fiesta	336
10.	97	1999 Outback	336

TOTAL OFFENSE

High		Low	
1.	545	1923 Rose	104
2.	529	1998 Citrus	139
3.	510	1962 Gator	147
4.	491	1987 Fiesta	162
5.	487	1979 Sugar	182
6.	468	1974 Orange	185
7.	465	1972 Sugar	196
8.	464	1983 Aloha	213
9.	453	1992 Fiesta	226
10.	448	2010 Capital One	243

TOTAL DEFENSE

Best		Worst	
1.	131	1989 Holiday	651
2.	202	2012 TicketCity	600
	202	2017 Rose	575
4.	206	2019 Cotton	542
5.	241	2023 Peach	540
6.	242	1995 Rose	501
7.	248	1988 Citrus	499
8.	262	2009 Rose	474
9.	273	1972 Sugar	453
10.	274	2022 Outback	451

FIRST DOWNS

High		Low	
1.	27	1923 Rose	5
2.	26	1962 Gator	8
3.	25	1987 Fiesta	8
	25	1974 Orange	9
	25	1998 Citrus	9
	25	2010 Capital One	9
7.	24	1972 Sugar	11
8.	23	1948 Cotton	12
	23	1967 Gator	12
	23	1970 Orange	12
		1979 Sugar	12
		1988 Citrus	12
		1992 Fiesta	12
		1993 Blockbuster	12

FIRST DOWN DEFENSE

Best		Worst	
1.	8	1989 Holiday	35
2.	10	2017 Rose	33
3.	12	2023 Peach	30
	12	1977 Fiesta	29
	12	1995 Rose	27
	12	2009 Rose	27
7.	13	2019 Cotton	27
	13	1988 Citrus	25
9.	14	1992 Fiesta	25
	14	2012 TicketCity	25
		2022 Outback	25

NITTANY LIONS IN BOWL HALLS OF FAME

Cotton Bowl

Lydell Mitchell inducted 2005
Wally Triplett inducted 2018

Gator Bowl

Dave Robinson inducted 1996
Joe Paterno inducted 2000

Orange Bowl

Joe Paterno inducted 1987
Mike Reid inducted 1987
Franco Harris inducted 1989
John Cappelletti inducted 2005

Rose Bowl

Ki-Jana Carter inducted 2014

Sugar Bowl

Todd Blackledge inducted 2019

BOWL HISTORY

CAREER BOWL LEADERS

RUSHING YARDS	Bowls	Att.	Yds.	Avg.	TD
1. Curt Warner	4	76	474	6.2	5
2. Saquon Barkley	3	60	400	6.7	4
3. Matt Suhey	4	51	276	5.4	2
4. Evan Royster	4	52	262	5.0	1
5. Charlie Pittman	3	54	250	4.6	1
6. Ki-Jana Carter	2	40	249	6.2	5
7. Journey Brown	2	17	206	12.1	2
8. Steve Geise	3	46	193	4.2	1
9. Blair Thomas	2	36	183	5.1	1
10. Trace McSorley	4	44	179	4.1	2
11. D.J. Dozier	3	47	178	3.7	2
12. Bob Torrey	3	23	177	7.7	0
13. Nicholas Singleton	2	15	171	11.4	2
14. Leroy Thompson	3	34	169	5.0	2
15. Tony Hunt	2	31	158	5.1	0

PASSING YARDS	Bowls	Cmp.	Att.	Yds.	TD
1. Trace McSorley	4	81	130	984	10
2. Sean Clifford	4	41	75	607	4
3. Tony Sacca	3	33	73	550	7
4. Todd Blackledge	3	32	69	520	2
5. Christian Hackenberg	2	42	64	510	4
6. Kerry Collins	3	46	84	507	2
7. Daryll Clark	3	39	71	489	3
8. Tom Shuman	2	16	37	383	2
9. Chuck Fusina	3	38	86	363	3
10. Chuck Burkhart	2	23	49	341	1
11. Anthony Morelli	2	29	56	340	2
12. Wally Richardson	3	25	44	312	5
13. Drew Allar	1	19	40	295	2
14. John Hufnagel	2	19	43	284	1
15. Michael Robinson	2	23	42	284	1

RECEIVING YARDS	Bowls	No.	Yds.	Avg.	TD
1. Chris Godwin	3	22	460	20.9	3
2. Bobby Engram	4	16	272	17.0	3
3. Deon Butler	4	12	242	20.2	1
4. DaeSean Hamilton	4	17	232	13.6	4
5. O.J. McDuffie	3	12	225	18.8	1
6. Jimmy Cefalo	4	13	219	16.8	1
7. David Daniels	2	9	218	24.2	2

RECEPTIONS	Bowls	No.	Yds.	Avg.	TD
1. Chris Godwin	3	22	460	20.9	3
2. DaeSean Hamilton	4	17	232	13.6	4
Saquon Barkley	3	17	106	6.2	1
4. Bobby Engram	4	16	272	17.0	3
5. Jimmy Cefalo	4	13	219	16.8	1
Jordan Norwood	4	13	177	13.6	1
7. Deon Butler	4	12	242	20.2	1
O.J. McDuffie	3	12	225	18.8	1
Andrew Quarless	4	12	117	9.8	1
Derrick Williams	3	12	100	8.3	1
11. Dean DiMidio	3	10	85	8.5	0
Geno Lewis	2	10	135	13.5	2
13. David Daniels	2	9	218	24.2	2
Tony Stewart	2	9	98	10.9	0

TD RECEPTIONS	No.	Bowls
1. DaeSean Hamilton	4	2014 PinStripe, 2016 TaxSlayer, 2017 Fiesta (2)
2. Bobby Engram	3	1994 Citrus (1), 1996 Outback (2)
Chris Godwin	3	2014 PinStripe (1), 2017 Rose (2)
4. Roger Kochman	2	1959 Liberty, 1961 Gator
Gregg Garrity	2	1982 Fiesta, 1983 Sugar
David Daniels	2	1989 Holiday, 1990 Blockbuster
Terry Smith	2	1989 Holiday, 1990 Blockbuster
Derek Moye	2	2010 Capital One, 2011 Outback
Geno Lewis	2	2014 PinStripe, 2016 TaxSlayer
KeAndre Lambert-Smith	2	2022 Outback, 2023 Rose

TOP BOWL PERFORMANCES

RUSHING YARDAGE		
1. 202	Journey Brown	2019 Cotton
2. 194	Saquon Barkley	2017 Rose
3. 186	Blair Thomas	1989 Holiday
4. 158	Tony Hunt	2007 Outback
5. 156	Ki-Jana Carter	1995 Rose
6. 155	Curt Warner	1980 Fiesta
7. 146	Lydell Mitchell	1972 Cotton
8. 145	Curt Warner	1982 Fiesta
9. 143	Rodney Kinlaw	2007 Alamo
10. 137	Saquon Barkley	2017 Fiesta
11. 124	Charlie Pittman	1967 Gator
12. 120	Nicholas Singleton	2023 Rose
13. 118	Stephen Pitts	1996 Outback
14. 117	Curt Warner	1983 Sugar
15. 116	Tom Donchez	1975 Cotton
16. 112	Matt Suhey	1979 Liberty
17. 111	Steve Geise	1977 Fiesta
18. 110	Austin Scott	2006 Orange
19. 107	Bob Torrey	1977 Fiesta
20. 105	Eric McCoo	1999 Outback

PASSING YARDAGE		
1. 371	Christian Hackenberg	2014 PinStripe
2. 342	Trace McSorley	2017 Fiesta
3. 295	Drew Allar	2023 Peach
4. 279	Sean Clifford	2023 Rose
5. 273	Daryll Clark	2009 Rose
6. 254	Trace McSorley	2017 Rose
7. 253	Michael Robinson	2006 Orange
9. 246	Trace McSorley	2019 Citrus
9. 228	Todd Blackledge	1983 Sugar
10. 226	Tom Shuman	1975 Cotton
11. 217	Wally Richardson	1996 Outback
12. 216	Daryll Clark	2010 Capital One
13. 211	Matt McGloin	2011 Outback
14. 206	Tony Sacca	1989 Holiday
15. 200	Kerry Collins	1995 Rose
16. 197	Anthony Morelli	2007 Outback
17. 195	Sean Clifford	2022 Outback
18. 194	Tony Sacca	1990 Blockbuster
19. 187	Chuck Burkhart	1970 Orange
20. 187	Kevin Thompson	1999 Outback

RECEIVING YARDAGE		
1. 187	Chris Godwin	2017 Rose
2. 154	David Daniels	1990 Blockbuster
3. 140	Chris Godwin	2014 PinStripe
4. 133	Chris Godwin	2016 TaxSlayer
5. 127	Tyler Warren	2023 Peach
6. 124	KeAndre Lambert-Smith	2023 Rose
7. 116	Gregg Garrity	1983 Sugar
8. 113	Bobby Engram	1996 Outback
9. 111	O.J. McDuffie	1993 Blockbuster
10. 110	Jordan Norwood	2006 Orange
110	DaeSean Hamilton	2017 Fiesta
107	Bobby Engram	1994 Citrus
102	Jimmy Cefalo	1975 Citrus
100	Terry Smith	1990 Blockbuster
98	Parker Washington	2022 Outback
97	Deon Butler	2009 Rose
88	Andrew Quarless	2010 Capital One
86	Nicholas Singleton	2023 Peach
82	Geno Lewis	2014 PinStripe
81	Lydell Mitchell	1970 Orange
81	Scott Skarzynski	1972 Cotton



Wide receiver Chris Godwin set the Penn State record for receiving yards in a bowl game with 187 in the 2017 Rose Bowl vs. USC.



Placekicker Sam Ficken is pursued by his jubilant teammates celebrating the senior's PAT that lifted Penn State over Boston College, 31-30, in overtime in the 2014 PinStripe Bowl at Yankee Stadium. The Nittany Lions ended the 2014 season with a 7-6 season record in James Franklin's first year as head coach.

BOWL GAME RECAPS

1923 ROSE: January 1, 1923

Penn State fought a gallant fight, but USC was just too strong in a 14-3 victory in the 1923 Rose Bowl.

The 29-member Penn State travel party departed State College by train on December 19 and, after stops in Chicago and the Grand Canyon, arrived in Pasadena on Christmas Eve. The morning of the game, the team took in the Tournament of Roses Parade, then returned to its hotel. The Lions left in several taxi cabs at 11 a.m. for the Rose Bowl, but as the 2:15 p.m. kickoff approached, the team was mired in post-parade traffic. Only after the cabbies drove over the lawns of local residents did the Penn State contingent finally reach the Rose Bowl.

When the team arrived, they found kickoff had already been delayed by 10 minutes. Penn State coach Hugo Bezdek and USC coach "Gloomy Gus" Henderson almost came to blows as the Lions' skipper successfully lobbied game officials for additional warmup time. The game finally started an hour late and ended in moonlight, with sportswriters lighting matches in order to finish their stories. Even with the 60-minute delay, many of the 43,000 spectators did not reach their seats until the second quarter.

Penn State took an early 3-0 lead on Mike Palm's 20-yard drop-kick field goal, but Roy "Bullet" Baker rushed for 123 yards and one touchdown for the Trojans and the Lions were held to five first downs and 104 yards. Penn State's share of the proceeds — \$21,349.64 — was directed toward the \$2 million Emergency Building Fund and in particular the construction of Varsity Hall (now Irvin Hall).

USC	0	7	7	0	—	14
Penn State	3	0	0	0	—	3

PSU-Palm, 20, field goal; USC-Campbell, 1, run (Hawkins kick); USC-Baker, 1, run (Hawkins kick).

Team Statistics	PSU	USC
First Downs	5	13
Total Net Yards	104	293
Net Yards Rushing	98	254
Net Yards Passing	6	39
Passes (Att-Comp-INT)	11-5-3	12-6-1
Punts	12	8
Fumbles-Lost	2-1	6-1
Penalties-Yards	2-10	3-35

Individual Statistics

Rushing

PENN STATE-Wilson 20 for 55; Palm 16 for 25; Wentz 4 for 7; Hufford 2 for 6; Flock 1 for 5.

USC-Baker 29 for 123, 1 TD; Campbell 17 for 52, 1 TD; Kincaid 6 for 43; Galloway 9 for 22; Leahy 2 for 6; Nelson 1 for 3; Wyhan 2 for 2.

Passing

PENN STATE-Wilson 2 for 2, 5 yds.; Palm 3 for 9, 1 yd., 3 INT.

USC-Galloway 1 for 3, 23 yds., 1 INT; Baker 3 for 4, 12 yds.; Campbell 2 for 5, 4 yds.

Receiving

PENN STATE-Wilson 3 for 1; Palm 2 for 5.

USC-Campbell 2 for 8; Pythian 1 for 23; Galloway 1 for 4; Baker 1 for 3; Kincaid 1 for 1.

Attendance: 43,000

1948 COTTON: January 1, 1948

Penn State climaxed a 25-year climb back to national prominence with a 13-13 tie against SMU in the Cotton Bowl. Unheralded quarterback Elwood Petchel matched SMU All-American Doak Walker yard-for-yard as the Lions rallied from 13-0 back and had several chances to win the game.

Petchel threw for scores in the second and third quarters and nearly had a third at the end of the game, when a defender tipped away the ball at the last second. In the third quarter the Lions tied the game at 13 and Ed Czekaj's PAT kick appeared to be good, but was ruled no good by a hesitating referee. The Lions outgained SMU 258 to 206, but two lost fumbles hurt their chances. Petchel completed seven of 15 passes for 165 yards and two touchdowns. Fran Rogel gained 95 yards on 25 carries, easily out-rushing Walker.

Because two Lions, Wally Triplett and Dennie Hoggard, were African-American, none of the Dallas hotels would allow the team to stay in their facilities, forcing the squad to stay at a Naval Air Station 14 miles from Dallas.

Coach Bob Higgins' squad finished 9-0-1, won its first Lambert Trophy and was No. 4 in the Associated Press poll.

SMU	7	6	0	0	—	13
Penn State	0	7	6	0	—	13

SMU-Page, 53, pass from Walker (Walker kick); SMU-Walker, 2, run (Kick failed); PSU-Cooney, 38, pass from Petchel (Czekaj kick); PSU-Triplett, 6, pass from Petchel (Kick failed).

Team Statistics	PSU	SMU
First Downs	12	12
Total Net Yards	258	206
Net Yards Rushing	165	92
Net Yards Passing	93	114
Passes (Att-Comp-INT)	15-7-1	25-11-1
Punts-Average	4-33.4	7-33.1
Fumbles-Lost	2	1
Penalties-Yards	3-15	1-5

Individual Statistics (Unofficial)

Rushing

PENN STATE-Rogel 25 for 95.

SMU-Walker 18 for 66, 1 TD; McKissick 12 for 36; Ketchel 9 for 25.

Passing

PENN STATE-Petchel 7 for 15, 165 yds., 1 TD.

SMU-Johnson 6 of 16; Walker 5 for 9, 1 TD.

Attendance: 43,000

1959 LIBERTY: December 19, 1959

Coach Rip Engle took the advice of veteran bowl participant Bobby Dodd of Georgia Tech and installed some new plays to keep his Penn State team busy for the 1959 Liberty Bowl. That advice paid off as Penn State scored on a fake field goal play to upend Alabama, 7-0, in the inaugural Liberty Bowl in Philadelphia. The play came in the final seconds of the first half with Galen Hall passing 18 yards to Roger Kochman for the score. Game conditions at Municipal Stadium (later renamed JFK Stadium) were less than ideal and Penn State's defense made the points stand up.

Directed by quarterback Richie Lucas, the Maxwell Award winner and Heisman Trophy runner-up, the Lions' offense completely dominated the game, outgaining Coach Bear Bryant's Crimson Tide 319 to 131, including a 278 to 104 edge on the ground. The victory was the first bowl win for the Nittany Lions, improving their postseason mark to 1-1-1. Penn State has not been below the .500 mark in bowl games since the historic win.

Alabama	0	0	0	0	—	0
Penn State	0	7	0	0	—	7

PSU-Kochman, 18, pass from Hall (Stellatella kick).

Team Statistics	PSU	UA
First Downs	18	8
Total Net Yards	319	131
Net Yards Rushing	278	104
Net Yards Passing	41	27
Passes (Att-Comp-INT)	10-2-0	8-2-0
Punts-Average	6-29.0	8-34.4
Fumbles-Lost	4-4	7-4
Penalties-Yards	4-45	3-45

Individual Statistics

Rushing

PENN STATE-Lucas 9 for 54; Botula 13 for 50; Sobczak 9 for 42; Pae 10 for 40; Hoak 7 for 30; Hall 9 for 24; Kochman 6 for 22; Kerr 5 for 16. ALABAMA-Trammell 13 for 37; Dyess 7 for 35; Richardson 7 for 21; O'Steen 3 for 13; Skelton 3 for 1; Fuller 1 for 0; Rich 1 for (-1); Wesley 4 for (-2).

Passing

PENN STATE-Lucas 1 for 4, 23 yds.; Hall 1 for 6, 18 yds., 1 TD.

ALABAMA-Trammell 1 for 4, 20 yds.; Skelton 1 for 4, 7 yds.

Receiving

PENN STATE-Bozich 1 for 23; Kochman 1 for 18, 1 TD.

ALABAMA-Brooker 1 for 20; Ronnanet 1 for 7.

Attendance: 36,211

BOWL HISTORY

1960 LIBERTY: December 17, 1960

Penn State's second team — the "Reddie" unit — proved the value of depth as the Nittany Lions rolled over Oregon, 41-12, for their second straight Liberty Bowl win in as many years. Twenty-one unanswered points in the second quarter gave the Lions a lead they would not relinquish on a cold, windy day in Philadelphia.

Oregon's long first-quarter TD drive produced an early lead, but quarterback Dick Hoak and his second unit marched for two scores, while quarterback Galen Hall led another in the second quarter for a 21-6 halftime bulge. The Ducks scored in the third quarter, but again, the Reddie unit produced three TDs in the fourth quarter. Hoak enjoyed an outstanding day on defense as well as running and passing on offense. He ran for 61 yards and two scores on nine carries; and completed three of five passes for 67 yards and a TD strike.

It was the running game that was the difference as the Lions outgained Oregon 301 to 187 and 420 to 360 overall. The 420 yards of total offense was a school bowl record until 1975. The Lions also forced four turnovers.

Oregon	6	0	6	0	—	12
Penn State	0	21	0	20	—	41

O-Grosz, 1, run (Kick failed); PSU-Jonas, 1, run (Oppermann kick); PSU-Gursky, 2, run (Oppermann kick); PSU-Hoak, 6, run (Oppermann kick); O-Grayson, 10, run (Pass failed); PSU-Caye, 1, run (Oppermann kick); PSU-Hoak, 11, run (Kick failed); PSU-Pae, 33, pass from Hoak (Jonas kick).

Team Statistics	PSU	UO
First Downs	25	17
Total Net Yards	420	360
Net Yards Rushing	301	187
Net Yards Passing	119	173
Passes (Att-Comp-INT)	14-8-0	16-10-2
Punts-Average	4-25	4-34
Fumbles-Lost	2-1	4-2
Penalties-Yards	6-40	2-12

Individual Statistics

Rushing

PENN STATE-Hoak 9 for 61, 2 TD; Kerr 12 for 47; Jonas 13 for 40, 1 TD; Sobczak 8 for 36; Gursky 9 for 32, 1 TD; Hall 2 for 29; Hayes 9 for 25; Pae 5 for 12; Torris 1 for 9; Caye 3 for 6, 1 TD; Kline 1 for 2; Wayne 1 for 2.

OREGON-Grayson 10 for 93, 1 TD; Cargill 4 for 32; Josephson 3 for 32; Grosz 6 for 25, 1 TD; Snyder 5 for 7; Bruce 7 for 5; Gaecher 1 for (-7).

Passing

PENN STATE-Hall 4 for 7, 47 yds.; Hoak 3 for 5, 67 yds., 1 TD; Lang 1 for 1, 5 yds.; Jonas 0 for 1.

OREGON-Grosz 9 for 15, 178 yds., 2 INT; Grayson 1 for 1, (-5) yds.

Receiving

PENN STATE-Oppermann 4 for 49; Pae 1 for 33, 1 TD; Robinson 1 for 18; Kerr 1 for 14; Davis 1 for 5.

OREGON-Bruce 4 for 90; Peterson 2 for 18; Grayson 1 for 43; Bauge 1 for 15; Jones 1 for 12; Grosz 1 for (-5).

Attendance: 16,624

1961 GATOR: December 30, 1961

Penn State justified its selection as the Lambert Trophy winner with a decisive 30-15 victory over Georgia Tech, notching its third straight bowl victory in as many years in its first postseason game in the South. Despite three early-season losses, the Lions downed the Yellow Jackets, who had allowed only 4.4 points a game, registering four shutouts.

Galen Hall threw three touchdown passes as Penn State rallied from a 9-0 deficit. The Nittany Lion defenders caused five turnovers and took advantage of a misfired fake punt and an interception to put the game away with 10 fourth-quarter points. All-America end Dave Robinson made a stunning play midway through the third quarter and with the Lions leading 14-9, leaping over two blockers and forcing quarterback Stan Gann to fumble, which Robinson recovered at the Jackets' 35-yard line. Hall struck quickly, tossing a 35-yard scoring strike to Junior Powell.

The Jackets carried the day statistically (outgaining Penn State 412 to 313), but special teams play for Penn State was critical as Yellow Jacket errors and a superb Lion punting game (eight punts for a 41.0 yard average) helped offset Georgia Tech's rushing game. Hall was superb, hitting 12-of-22 passes for 175 yards and three touchdowns to earn game MVP honors.

Georgia Tech	2	7	0	6	—	15
Penn State	0	14	6	10	—	30

GT-Safety, Penn State quarterback Galen Hall intentional grounding in end zone; GT-Auer, 68, run (Lothridge kick); PSU-Gursky, 13, pass from Hall (Jonas kick); PSU-Kochman, 27, pass from Hall (Jonas kick); PSU-Powell, 35, pass from Hall (Kick failed); GT-Auer, 14, run (Run failed); PSU-Jonas, 23, field goal; PSU-Torris, 1, run (Jonas kick).

Team Statistics	PSU	GT
First Downs	13	19
Total Net Yards	313	412
Net Yards Rushing	138	211
Net Yards Passing	175	201
Passes (Att-Comp-INT)	22-10-0	24-12-2
Punts-Average	8-41.0	5-27.6
Fumbles-Lost	1-1	6-3
Penalties-Yards	6-63	2-14

Individual Statistics

Rushing

PENN STATE-Kochman 13 for 76; Torris 12 for 27, 1 TD; Gursky 5 for 18; Powell 3 for 17; Sabol 1 for 1; Hall 1 for (-1).

GEORGIA TECH-Auer 10 for 98, 2 TD; Williamson 11 for 44; Gann 6 for 37; McNames 8 for 22; Mendheim 4 for 8; Lothridge 4 for 1; Winingder 1 for 1; Sircy 1 for 0.

Passing

PENN STATE-Hall 12 for 27, 175 yds., 3 TD.

GEORGIA TECH-Lothridge 8 for 16, 154 yds.; Gann 4 for 8, 47 yds., 2 INT.

Receiving

PENN STATE-Robinson 4 for 40; Anderson 3 for 40; Kochman 2 for 36, 1 TD; Powell 1 for 35, 1 TD; Gursky 1 for 13, 1 TD; Schwab 1 for 11.

GEORGIA TECH-Williamson 4 for 102; Martin 3 for 36; Sexton 2 for 34; Davis 2 for 32; Auer 1 for (-3).

Attendance: 50,202

1962 GATOR: December 29, 1962

Penn State posted a 9-1 regular season in 1962, losing by three points at Army, and was ranked No. 9 in the final Associated Press poll, earning its second-straight Lambert Trophy. But, the Lions were snubbed from a New Year's Day bowl and accepted an invitation to play in the Gator Bowl for the second consecutive year, facing unranked, 6-4 Florida.

The Lions managed only eight first downs and 147 yards and lost to the Gators, 17-7. Except for a 76-yard touchdown march culminated by Pete Liske's one-yard TD run in the second period, Rip Engle's squad didn't slightly resemble the offensive terror that had swept its last six games, scoring 164 points in the process.

Florida quarterback Tommy Shannon completed seven of nine passes for 79 yards and two scores and mixed his plays to befuddle the big Penn State defense. The Gators added the longest field goal in Gator Bowl history and forced five turnovers to snap the Lions' two-game bowl winning streak.

The best experience of this postseason may have been the squad's trip to the White House where they gave President John F. Kennedy a Nittany Lion statue. The Lions practiced for more than a week at the U.S. Naval Academy before encountering difficult travel from Harrisburg to Jacksonville, having to bus to Pittsburgh and land in Orlando due to poor weather conditions in Pennsylvania and Florida.

Florida	3	7	0	7	—	17
Penn State	0	7	0	0	—	7

F-Lyle, 43, field goal; F-Dupree, 7, pass from Shannon (Hall kick); PSU-Liske, 1, run (Coates kick); F-Clarke, 19, pass from Shannon (Hall kick).

Team Statistics	PSU	UF
First Downs	8	14
Total Net Yards	147	248
Net Yards Rushing	89	162
Net Yards Passing	58	86
Passes (Att-Comp-INT)	21-5-2	13-8-1
Punts-Average	6-40.8	6-23.8
Fumbles-Lost	4-3	4-1
Penalties-Yards	2-10	5-42

Individual Statistics

Rushing

PENN STATE-Kochman 6 for 51; Hayes 10 for 25; Gursky 5 for 10; Caum 1 for 6; Stuckrath 1 for 4; Torris 1 for 2; Hershey 1 for (-1); Powell 1 for (-1); Liske 4 for (-7), 1 TD.

FLORIDA-Dupree 25 for 66; Mack 10 for 33; Shannon 12 for 26; Libertore 4 for 20; Newcomer 3 for 13; O'Donnell 4 for 6; Stoner 2 for 5; Kelley 1 for 0; Batten 2 for (-7).

Passing

PENN STATE-Liske 5 for 18, 58 yds., 1 INT; Coates 0 for 2; Caum 0 for 1, 1 INT.

FLORIDA-Shannon 7 for 9, 79 yds., 2 TD, 1 INT; Batten 1 for 4, 7 yds.

Receiving

PENN STATE-Powell 4 for 40; Yost 1 for 18.

FLORIDA-Brown 3 for 25; Clarke 2 for 27, 1 TD; Newcomer 1 for 20; Dean 1 for 7; Dupree 1 for 7, 1 TD.

Attendance: 50,026

1967 GATOR: December 30, 1967

Penn State led for 59 minutes and 45 seconds, but Florida State rallied from a 17-0 deficit and kicked a field goal with 15 seconds remaining to earn a 17-17 tie in the Gator Bowl.

The Nittany Lions did all their scoring in the first half, thanks largely to quarterback Tom Sherman. He kicked a 27-yard field goal in the first period and then threw touchdown passes to Jack Curry and Ted Kwalick for a 17-0 bulge at halftime.

Early in the second half, the Lions stopped the Seminoles on downs at the Penn State five-yard line. Three rushes by Charlie Pittman appeared to give Penn State a first down, but the measurement came up six inches short. In his first bowl game as head coach, Joe Paterno decided to go for it, but Sherman's fourth-down sneak was short. Florida State quarterback Kim Hammond tossed a 20-yard scoring pass to Ron Sellers soon after to swing the momentum. Hammond was 37-of-53 passing for 362 yards, with four interceptions, while Sellers had 14 receptions for 145 yards.

After the game, Paterno told the *Philadelphia Inquirer*, "I may be rationalizing, but in the long run, that fourth-down call may be the best thing I ever did for Penn State football."

Florida State	0	0	14	3	—	17
Penn State	3	14	0	0	—	17

PSU-Sherman, 27, field goal; PSU-Curry, 9, pass from Sherman (Sherman kick); PSU-Kwalick, 12, pass from Sherman (Sherman kick); FS-Sellers, 20, pass from Hammond (Guthrie kick); FS-Hammond, 1, run (Guthrie kick); FS-Guthrie, 26, field goal.

Team Statistics	PSU	FSU
First Downs	12	23
Total Net Yards	244	418
Net Yards Rushing	175	55
Net Yards Passing	69	363
Passes (Att-Comp-INT)	19-6-2	55-38-4
Punts-Average	7-39.9	4-29.8
Fumbles-Lost	3-2	1-0
Penalties-Yards	1-5	4-40

Individual Statistics

Rushing

PENN STATE-Pittman 19 for 124; Sherman 6 for 24; Lucyk 7 for 12; Grimes 3 for 8; Kwalick 1 for 7.

FLORIDA STATE-Green 12 for 27; Moreman 3 for 22; Gunter 2 for 15; Hammond 9 for (-9), 1 TD.

Passing

PENN STATE-Sherman 6 for 19, 69 yds., 2 TD, 2 INT.

FLORIDA STATE-Hammond 37 for 53, 362 yds., 1 TD, 4 INT; Cheshire 1 for 1, 1 yd.; Moreman 0 for 1.

Receiving

PENN STATE-Kwalick 2 for 25, 1 TD; Curry 2 for 22, 1 TD; Lucyk 2 for 22. FLORIDA STATE-Sellers 14 for 145, 1 TD; Moreman 12 for 106; Fenner 8 for 87; Green 2 for 3; Glass 1 for 11; Taylor 1 for 11.

Attendance: 68,019

1969 ORANGE: January 1, 1969

"There was no way Penn State could win...The last two minutes were pure unadulterated insanity." — *Pittsburgh Press*

The Nittany Lions posted perhaps the school's most dramatic victory with an unbelievable 15-14 win over sixth-ranked Kansas in the 1969 Orange Bowl. In the final 1:16 seconds of the game, Penn State turned what appeared to be a Jayhawk victory into an incredible cap to an 11-0 season and the No. 2 national ranking.

With Kansas leading, 14-7, with 10 minutes to play, Jayhawk coach Pepper Rodgers passed on a field goal from the Penn State five-yard line and running back John Riggins was stopped on fourth-and-one by Paul and Pete Johnson, keeping the Lions within a touchdown.

The game took on legendary status in the last two minutes after Penn State was forced to punt. The Lions had all three timeouts left and used them well. After tackle Mike Reid dropped quarterback Bobby Douglass for 13 yards in losses on consecutive plays of Kansas' final offensive series, Penn State helped its cause when Neal Smith partially blocked the punt, providing one last opportunity from the 50 yard-line with 1:16 left. Quarterback Chuck Burkhart connected with Bob Campbell on a 47-yard pass to the Kansas three, just as Kansas running back Donnie Shanklin was being announced as the game MVP. After fullback Tom Cherry tried the middle twice, Burkhart faked a handoff to Charlie Pittman and carried around the left end for the touchdown with just eight seconds remaining.

Never one fond of ties, Joe Paterno elected to go for the win, but Burkhart's two-point pass to Campbell was knocked away and the Kansas players began to celebrate with fans who were coming onto the field. But, a penalty had been called on the Jayhawks for 12 men on the field and, as game films would later reveal, Kansas had 12 men on the field for four plays, including Burkhart's touchdown.

Presented with a second opportunity, this time from the one-and-a-half-yard line, Campbell swept around the left side and into the end zone for the scintillating 15-14 victory as Penn State became the first Eastern school to win the Orange Bowl since 1937.

Kansas	7	0	0	7	—	14
Penn State	0	7	0	8	—	15

K-Reeves, 2, run (Bell kick); PSU-Pittman, 13, run (Garthwaite kick); K-Riggins, 1, run (Bell kick); PSU-Burkhart, 3, run (Campbell run).

Team Statistics	PSU	KU
First Downs	17	16
Total Net Yards	361	241
Net Yards Rushing	207	76
Net Yards Passing	154	165
Passes (Att-Comp-INT)	23-12-2	18-9-1
Punts-Average	9-27.0	10-38.3
Fumbles-Lost	2-2	2-0
Penalties-Yards	1-15	2-11

Individual Statistics

Rushing

PENN STATE-Campbell 18 for 101, 1 TD; Pittman 14 for 58; Cherry 13 for 28; Abbey 4 for 15; Burkhart 5 for 5, 1 TD; Ramich 1 for 0.

KANSAS-John Riggins 18 for 47, 1 TD; Shanklin 15 for 20; Reeves 3 for 7, 1 TD; Junior Riggins 2 for 5; Jackson 1 for 5; Douglass 20 for (-8).

Passing

PENN STATE-Burkhart 12 for 23, 154 yds., 2 INT.

KANSAS-Douglas 9 for 17, 165 yds., 1 INT; Shanklin 0 for 1.

Receiving

PENN STATE-Kwalick 6 for 74; Campbell 2 for 55; Pittman 2 for 12; Edmonds 1 for 12; Cherry 1 for 1.

KANSAS-Mosier 5 for 77; Shanklin 1 for 42; Jackson 1 for 19; McGowan 1 for 16; Junior Riggins 1 for 11.

Attendance: 77,719

1970 ORANGE: January 1, 1970

If ever a defense won a bowl game, it happened in the 1970 Orange Bowl as Penn State repeatedly slammed the door on Missouri's highly-touted offense for a 10-3 victory. It was a superlative performance by the Lion defenders as they led Penn State to its second straight Orange Bowl victory, its 22nd straight win and its 30th consecutive game without defeat.

But, a second straight 11-0 campaign again earned the Lions the No. 2 national ranking, not their first National Championship. Having already voted to play in the Orange Bowl, the fifth-ranked Lions saw No. 1 Ohio State lose to Michigan, leaving the winner between unbeaten Texas and Arkansas as the likely new No. 1. President Richard Nixon was in attendance in Austin and after the Longhorns' 15-14 win, declared Texas national champions, much to the chagrin and outrage of Joe Paterno, his squad and Nittany Lion fans.

With the controversy about Number One still being debated, the Nittany Lion defense was outstanding in stopping the Big Eight champions. Nineteen times the powerful Missouri offense got possession of the ball and nine times the Lion defenders forced a turnover, intercepting seven passes and recovering two fumbles. The seven interceptions remain an Orange Bowl record, bettering the six turned in by Georgia against TCU in the 1942 contest, as well as being tied for the second-highest ever for any bowl game.

All of Penn State's scoring came within a 21-second span late in the first quarter, with Mike Reitz kicking a 29-yard field goal with 3:44 remaining and Chuck Burkhart passing moments later to Lydell Mitchell for a 28-yard touchdown. The second score was set up after All-American Mike Reid jarred the ball loose from Missouri's Joe Moore on the kickoff and Mike Smith recovered the fumble. Burkhart completed 11 of 26 passes for 187 yards to earn Most Valuable Back honors, while Reid was chosen Most Valuable Lineman.

Missouri connected on a 33-yard field goal late in the first half and reached the Penn State 14-yard line with 1:42 to play. But, George Landis grabbed his second interception of the game at the two and the Lions remained unbeaten in their 30th straight game, tying the school mark set from 1920-22.

Missouri	0	3	0	0	—	3
Penn State	10	0	0	0	—	10

PSU-Reitz, 29, field goal; PSU-Mitchell, 28, pass from Burkhart (Reitz kick); M-H. Brown, 33, field goal.

Team Statistics	PSU	MISSOURI
First Downs	12	13
Total Net Yards	244	306
Net Yards Rushing	57	189
Net Yards Passing	187	117
Passes (Att-Comp-INT)	26-11-1	28-6-7
Punts-Average	12-42.6	6-44.7
Fumbles-Lost	0-0	4-2
Penalties-Yards	5-40	3-25

Individual Statistics

Rushing

PENN STATE-Pittman 21 for 83; Harris 17 for 46; Abbey 1 for 3; Mitchell 5 for 1; Burkhart 10 for (-76).

MISSOURI-Staggers 9 for 69; Moore 19 for 62; McMillian 5 for 33; McBride 7 for 24; Harrison 2 for 16; Gray 1 for (-15).

Passing

PENN STATE-Burkhart 11 for 26, 187 yds., 1 TD, 1 INT.

MISSOURI-McMillian 4 for 17, 73 yds., 5 INT; Roper 2 for 9, 44 yds., 2 INT; Staggers 0 for 2.

Receiving

PENN STATE-Mitchell 5 for 81, 1 TD; Edmonds 2 for 34; Pittman 2 for 10; Paul Johnson 1 for 56; Harris 1 for 6.

MISSOURI-Shryock 3 for 33; Henley 2 for 44; Moore 1 for 40.

Attendance: 78,282

BOWL HISTORY

1972 COTTON: January 1, 1972

Stung by a season-ending loss at Tennessee, Penn State looked at the 1972 Cotton Bowl as an opportunity to redeem itself and make a statement to the college football nation. With the No. 1 snub of 1969 not far removed, the game with Texas would provide a great opportunity for the Nittany Lions to earn some national respect. In what some considered a "must" win for the rising national powerhouse, Penn State blitzed highly-touted Texas, 30-6, for its third straight major bowl victory.

Neither team was able to do much in a sluggish first half that wound up with Texas holding a 6-3 edge. The Longhorns had moved the ball from their famed Wishbone offense early in the contest, but the Penn State defense began to take control as the game wore on. The second half was all Penn State. The Lions took the lead for the first time early in the third quarter after Charlie Zapiec recovered a fumble at the Texas 41-yard line. A 19-yard run by Lydell Mitchell and a 19-yard pass from John Hufnagel to tight end Bob Parsons helped the Lions reach the Texas 1. Mitchell followed a block by All-American Dave Joyner for the game's first touchdown.

The game-breaker came the next time the Lions got the ball. On second down from their 35-yard line, Hufnagel faked to Mitchell and lofted a pass to split end Scott Skarzynski dashing alone down the right sideline for a 17-6 lead. Alberto Vitiello added two more field goals and Hufnagel scored on a four-yard run, as the Lions controlled the ball for 13 minutes in the fourth quarter.

Defensive end Bruce Bannon was voted the Outstanding Defensive Player of the Game, although it was a team effort that held the Longhorns to 242 yards and without a touchdown for the first time in 80 games. Mitchell was an overwhelming choice as the game's Outstanding Offensive Player, as the All-American capped his brilliant career with 146 yards in 27 carries and one score.

"It is one of the greatest victories in Penn State history," stated a joyous Joe Paterno. "I don't think we've ever had a game that we had to win more than this one."

Texas	3	3	0	0	—	6
Penn State	0	3	17	10	—	30

T-Valek, 29, field goal; PSU-Vitiello, 21, field goal; T-Valek, 40, field goal; PSU-Mitchell, 1, run (Vitiello kick); PSU-Skarzynski, 65, pass from Hufnagel (Vitiello kick); PSU-Vitiello, 37, field goal; PSU-Vitiello, 22, field goal; PSU-Hufnagel, 4, run (Vitiello kick).

Team Statistics	PSU	UT
First Downs	18	15
Total Net Yards	376	242
Net Yards Rushing	239	159
Net Yards Passing	137	83
Passes (Att-Comp-INT)	13-7-1	14-5-0
Punts-Average	5-36	5-33
Fumbles-Lost	1-0	5-3
Penalties-Yards	2-30	1-5

Individual Statistics

Rushing

PENN STATE-Mitchell 27 for 146, 1 TD; Harris 11 for 47; Donchez 8 for 29; Hufnagel 8 for 14, 1 TD; Herd 1 for 2; Stillel 1 for 1.

TEXAS-Bertelsen 14 for 58; Ladd 8 for 45; Burrisk 7 for 43; Fleming 6 for 11; Steakley 2 for 9; Lowry 1 for 4; Wigginton 2 for (-1); Phillips 12 for (-10).

Passing

PENN STATE-Hufnagel 7 for 12, 137 yds., 1 TD, 1 INT; Joachim 0 for 1. TEXAS-Phillips 3 for 8, 59 yds.; Wigginton 2 for 6, 24 yds.

Receiving

PENN STATE-Parsons 3 for 48; Skarzynski 2 for 81, 1 TD; Debes 1 for 7; Donchez 1 for 1.

TEXAS-Burrisk 3 for 45; Kelly 2 for 38.

Attendance: 72,000

1972 SUGAR: December 31, 1972

Penn State was matched against one of the nation's top teams in the 1972 Sugar Bowl on New Year's Eve, and while battling No. 2 Oklahoma throughout the game, fell 14-0, snapping a three-game bowl win streak.

The game did not get off to a good start when the Lions learned just hours before kickoff that leading rusher John Cappelletti had a virus and a 102-degree temperature and would be unable to play. Without Cappelletti's ball-control running, the defense spent a great deal of time on the field. As it turned out, the Lion defenders did a spectacular job against one of the nation's most explosive offenses, holding the Sooners' Wishbone attack to just 14 points. Oklahoma out-gained Penn State 453 to 196, including 278 to 49 on the ground, but the stingy Lion defense forced eight Sooner fumbles, five of which Penn State recovered.

Several weeks after the game, Oklahoma was discovered to have used two ineligible freshmen players and the NCAA forced the Sooners to forfeit the games the players had participated in. Joe Paterno and school athletic officials refused to accept the win.

Prior to that revelation, Paterno accepted an offer to become the Boston Patriots' head coach and general manager four days after the Sugar Bowl, but changed his mind the following night.

Oklahoma	0	7	0	7	—	14
Penn State	0	0	0	0	—	0

O-Owens, 27, pass from Robertson (Fulcher kick); O-Crosswhite, 1, run (Fulcher kick).

Team Statistics	PSU	OK
First Downs	11	20
Total Net Yards	196	453
Net Yards Rushing	49	278
Net Yards Passing	147	175
Passes (Att-Comp-INT)	31-12-1	12-7-0
Punts-Average	10-42.9	8-32.8
Fumbles-Lost	6-4	8-5
Penalties-Yards	3-15	3-55

Individual Statistics

Rushing

PENN STATE-Nagle 10 for 22; Addie 7 for 18; Hayman 4 for 11; Andrews 1 for 9; Hufnagel 6 for (-11).

OKLAHOMA-Pruitt 21 for 86; Crosswhite 22 for 82, 1 TD; Wylie 10 for 58; Robertson 14 for 32; Welsh 3 for 8; Jackson 3 for 6; Washington 2 for 3; Burget 1 for 3.

Passing

PENN STATE-Hufnagel 12 for 31, 147 yds., 1 INT. OKLAHOMA-Robertson 3 for 6, 88 yds., 1 TD; Wylie 3 for 3, 67 yds.; Jackson 1 for 1, 20 yds.; Owens 0 for 1; Pruitt 0 for 1.

Receiving

PENN STATE-Scott 3 for 59; Bland 3 for 39; Andrews 2 for 25; Addie 2 for 3; Herd 1 for 11; Hayman 1 for 5.

OKLAHOMA-Owens 5 for 132, 1 TD; Pruitt 2 for 43.

Attendance: 80,123

1974 ORANGE: January 1, 1974

For the third time in six seasons, Penn State found itself in the Orange Bowl attempting to complete a perfect season. And, as they did in the 1969 and 1970 Orange Bowls, the Nittany Lions rose to the occasion. LSU provided stiff competition, but a hard-fought 16-9 win over the Tigers put the finishing touches on Penn State's first 12-0 campaign.

The Tigers took the opening kickoff and quickly scored on a three-yard run by Steve Rogers. The Lion defense made a few adjustments and LSU's only other points came on a safety when Penn State punter Brian Masella downed a bad snap in his own end zone in the third quarter.

Chris Bahr got Penn State on the scoreboard with a 44-yard field goal in the first quarter. The Nittany Lions grabbed control in the second period, sparked by Chuck Herd, who made a brilliant one-hand catch of a Tom Shuman pass on the LSU 20-yard line and ran it in to complete a memorable 72-yard score. The Lions continued their surge moments later when Gary Hayman, the nation's leading punt returner in 1973, returned a punt 36 yards to the LSU 25-yard line. Heisman Trophy winner John Cappelletti vaulted over from one yard out for a 16-7 halftime edge.

Despite being one of only three unbeaten, untied teams entering the bowls, Penn State was ranked No. 5 in the Associated Press poll and the Sugar Bowl match-up between unbeaten Alabama and Notre Dame was being touted as the game for the national title.

LSU	7	0	2	0	—	9
Penn State	3	13	0	0	—	16

LSU-Rogers, 3, run (Jackson kick); PSU-Bahr, 44, field goal; PSU-Herd, 72, pass from Shuman (Bahr kick); PSU-Cappelletti, 1, run (Kick failed); LSU-Safety, Penn State punter Brian Masella falls on bad snap in end zone.

Team Statistics	PSU	LSU
First Downs	9	18
Total Net Yards	185	274
Net Yards Rushing	28	205
Net Yards Passing	157	69
Passes (Att-Comp-INT)	17-6-1	20-9-1
Punts-Average	7-34.7	8-46.9
Fumbles-Lost	1-0	3-1
Penalties-Yards	3-37	3-30

Individual Statistics

Rushing

PENN STATE-Cappelletti 26 for 50, 1 TD; Nagle 7 for 29; Donchez 4 for 7; Shuman 5 for (-32).

LSU-Davis 19 for 70; Robiskie 10 for 58; Miley 13 for 41; Broussard 4 for 16; Zeringue 4 for 11; Roger 5 for 10, 1 TD; Addy 1 for 1; Fakier 1 for (-2).

Passing

PENN STATE-Shuman 6 for 17, 157 yds., 1 TD, 1 INT.

LSU-Miley 8 for 18, 73 yds., 1 INT; Broussard 1 for 2, (-4) yds.

Receiving

PENN STATE-Hayman 3 for 35; Herd 1 for 72, 1 TD; Cappelletti 1 for 40; Scott 1 for 10.

LSU-Davis 6 for 20; Boyd 1 for 21; Romain 1 for 15; Jones 1 for 13.

Attendance: 60,477 (74,154 sold)

1975 COTTON: January 1, 1975

Penn State completed a 10-2 season with a record-setting 41-20 victory over Southwest Conference champion Baylor in the Cotton Bowl. Joe Paterno's Nittany Lions came from behind for the fifth time in its 10 wins, erasing a 7-3 halftime deficit with a 38-point second-half explosion for a Cotton Bowl record 41 points.

Quarterback Tom Shuman and fullback Tom Donchez, the mainstays of the offense all season, led the record-breaking efforts. Shuman completed 10 of 20 passes for 226 yards and a touchdown and added 14 yards and another score on the ground. Donchez carried 25 times for 116 yards and a touchdown and caught four passes for 50 yards. Freshman Jimmy Cefalo also contributed greatly to the victory, rushing for 55 yards, catching three passes for 102 yards and scoring two touchdowns.

It was a close game as the third quarter ended, with Penn State holding a 17-14 edge. Three straight scores — a 3-yard run by Cefalo, a 33-yard field goal by Chris Bahr and a 2-yard run by Shuman — gave the Lions an insurmountable 34-14 lead. Shuman earned his second-straight postseason award, grabbing the Outstanding Offensive Player award as he led Penn State with a then-school bowl record 491 yards of total offense.

Baylor	7	0	7	6	—	20
Penn State	0	3	14	24	—	41

B-Beaird, 4, run (Hicks kick); PSU-Bahr, 25, field goal; PSU-Donchez, 1, run (Reihner kick); B-Thompson, 35, pass from Jeffrey (Hicks kick); PSU-Cefalo, 49, pass from Shuman (Reihner kick); PSU-Cefalo, 3, run (Reihner kick); PSU-Bahr, 33, field goal; PSU-Shuman, 2, run (Reihner kick); B-Thompson, 11, pass from M. Jackson (Pass failed); PSU-Jackson, 50, kickoff return (Reihner kick).

Team Statistics	PSU	BU
First Downs	21	16
Total Net Yards	491	313
Net Yards Rushing	265	138
Net Yards Passing	226	175
Passes (Att-Comp-INT)	20-10-0	23-10-2
Punts-Average	2-36.5	7-29.1
Fumbles-Lost	3-2	4-0
Penalties-Yards	8-70	7-45

Individual Statistics

Rushing

PENN STATE-Donchez 25 for 116, 1 TD; Hutton 12 for 79; Cefalo 11 for 55, 1 TD; Shuman 5 for 14, 1 TD; Taylor 1 for 3; Petchel 2 for (-2). BAYLOR-Beaird 21 for 84, 1 TD; McNeil 8 for 36; M. Jackson 3 for 18; Kent 3 for 8; Kilgore 1 for 6; Ebow 1 for 4; Franklin 1 for 2; Jeffrey 4 for (-20).

Passing

PENN STATE-Shuman 10 for 20, 226 yds., 1 TD. BAYLOR-Jeffrey 7 for 19, 135 yds., 1 TD, 2 INT; M. Jackson 3 for 4, 40 yds., 1 TD.

Receiving

PENN STATE-Donchez 4 for 50; Cefalo 3 for 102, 1 TD; Natale 3 for 74. BAYLOR-Thompson 3 for 62, 2 TD; Harper 3 for 45; A. Jackson 2 for 38; Kent 1 for 23; Beaird 1 for 7.

Attendance: 67,500

1975 SUGAR: December 31, 1975

Penn State and Alabama made history in the first Sugar Bowl played in the newly-constructed Louisiana Superdome, with a capacity crowd of 75,212 on hand. The contest also was the first of four meetings between Joe Paterno and Paul "Bear" Bryant, two of only five Division I-A coaches with at least 300 career wins.

The game was typical of the Nittany Lions' 9-3 season, featuring outstanding defense and kicking. Alabama managed the only touchdown of the game, a 14-yard run by Mike Stock in the third quarter, which was enough to allow the Tide to pull out a 13-6 victory.

Chris Bahr, the Lions' record-setting placekicker, accounted for all of Penn State's scoring with a 42-yard field goal in the third period and a 37-yarder early in the final quarter. Alabama specialist Danny Ridgeway countered Bahr's boots with field goals of 25 and 28 yards.

Bahr's first field goal with 4:33 left in the third quarter tied the game at 3-3, but Alabama came right back with an 80-yard drive for what proved to be the winning touchdown. The game wasn't decided until Alabama stopped the Lions on a fourth-and-one try from the Penn State 39-yard line with 1:19 to play.

Alabama	3	0	7	3	—	13
Penn State	0	0	3	3	—	6

A-Ridgeway, 25, field goal; PSU-Bahr, 42, field goal; A-Stock, 14, run (Ridgeway kick); PSU-Bahr, 37, field goal; A-Ridgeway, 28, field goal.

Team Statistics	PSU	UA
First Downs	12	14
Total Net Yards	214	316
Net Yards Rushing	157	106
Net Yards Passing	57	210
Passes (Att-Comp-INT)	8-14-1	10-12-0
Punts-Average	4-48.5	5-40.8
Fumbles-Lost	1-0	1-0
Penalties-Yards	0-0	3-22

Individual Statistics

Rushing

PENN STATE-Geise 8 for 46; Taylor 12 for 36; Andress 5 for 22; Fitzkee 1 for 18; Petchel 5 for 13; Barvinchak 1 for 10; Cefalo 6 for 5; Suhey 1 for 4; Mauti 2 for 3. ALABAMA-Shelby 8 for 45; Davis 12 for 32; Stock 9 for 21, 1 TD; Culliver 3 for 14; Taylor 1 for 2; Todd 16 for (-8).

Passing

PENN STATE-Andress 8 for 14, 57 yds., 1 INT. ALABAMA-Todd 10 for 12, 210 yds.

Receiving

PENN STATE-Cefalo 2 for 18; Petchel 2 for 13; Shuler 2 for 11; Barvinchak 1 for 10; Suhey 1 for 5. ALABAMA-Newsome 4 for 97; Harris 2 for 69; Stock 2 for 24; Brown 1 for 15; Davis 1 for 5.

Attendance: 75,212

1976 GATOR: December 27, 1976

Meeting Notre Dame for the first time since 1928, a 3-0 turnover deficit proved to be Penn State's undoing as the Irish posted a 20-9 victory.

It was apparent in the early going that the teams were evenly matched and breaks would be the determining factor. After Penn State took an early 3-0 lead that Notre Dame erased with a first-quarter touchdown, the Irish used a turnover and solid offense to outscore the Lions, 13-0, in the second period, cruise to a 20-3 halftime lead and never relinquish their hold.

Penn State out-gained the Irish, 274-273, led by the rushing tandem of Bob Torrey and Matt Suhey. Quarterback Chuck Fusina hit 14 of 33 passes for 118 yards, including Penn State's only touchdown, an eight-yard strike to Suhey in the fourth quarter. Jimmy Cefalo made five catches for 60 yards and had three carries for 18 yards to earn Penn State Outstanding Player of the Game honors. All-America linebacker Kurt Allerman made a game-high 16 tackles.

Notre Dame	7	13	0	0	—	20
Penn State	3	0	0	6	—	9

PSU-Capozzoli, 26, field goal; ND-Hunter, 1, run (Reeve kick); ND-Reeve, 23, field goal; ND-Hunter, 1, run (Reeve kick); ND-Reeve, 23, field goal; PSU-Matt Suhey, 8, pass from Fusina (Run failed).

Team Statistics	PSU	UND
First Downs	16	17
Total Net Yards	274	273
Net Yards Rushing	156	132
Net Yards Passing	118	141
Passes (Att-Comp-INT)	33-14-2	20-10-0
Punts-Average	5-29.2	5-33.2
Fumbles-Lost	4-1	2-0
Penalties-Yards	6-55	5-62

Individual Statistics

Rushing

PENN STATE-Torrey 12 for 63; Matt Suhey 9 for 40; Geise 12 for 36; Cefalo 3 for 18; Fusina 2 for 1; Guman 2 for (-2). NOTRE DAME-Hunter 26 for 102, 2 TD; Ferguson 10 for 22; Browner 3 for 10; Orsini 3 for 7; Slager 6 for (-9).

Passing

PENN STATE-Fusina 14 for 33, 118 yds., 1 TD, 2 INT. NOTRE DAME-Slager 10 for 19, 141 yds.; Browner 0 for 1.

Receiving

PENN STATE-Cefalo 5 for 60; Torrey 3 for (-3); Matt Suhey 2 for 17, 1 TD; Mauti 1 for 21; Donovan 1 for 11; Shuler 1 for 10; Guman 1 for 2. NOTRE DAME-MacAfee 5 for 78; Kelleher 3 for 46; Hunter 1 for 13; Orsini 1 for 4.

Attendance: 67,827

BOWL HISTORY

1977 FIESTA: December 25, 1977

A then-record Fiesta Bowl crowd was treated to an exciting shootout between two of the nation's finest teams, with Penn State winning the showdown against hometown Arizona State, 42-30, to cap an 11-1 season.

The Lions won their first of seven Fiesta Bowls (without a loss), with an opportunistic kicking game, a grinding second-half running game, an alert defense and some big plays by Jimmy Cefalo.

Penn State led, 17-14, at halftime despite being held to 45 yards rushing. Joe Lally returned a blocked punt 21 yards for the first Lion touchdown, the fifth score by the punt return team in 1977. A 67-yard punt return by Cefalo then set up a 23-yard field goal by Matt Bahr. Penn State scored the third quarter's only touchdown and out-slugged the Devils, 18-16, in a furious fourth quarter, with Matt Suhey's two-yard TD run with three minutes left providing some breathing room.

Steve Geise led all rushers with 111 yards, while Bob Torrey added 107 on only nine carries, marking the only time Penn State has had two runners crack the century mark in a bowl. Suhey added 76 yards, helping the Lions to a 268-90 edge on the ground. Matt Millen made 18 tackles to capture Outstanding Defensive Player honors.

Arizona State	0	14	0	16	—	30
Penn State	14	3	7	18	—	42

PSU-Lally, 21, blocked punt return (Bahr kick); PSU-Torrey, 3, pass from Fusina (Bahr kick); ASU-Lane, 11, pass from Sproul (Hicks kick); PSU-Bahr, 23, field goal; ASU-Washington, 13, pass from Sproul (Hicks kick); PSU-Geise, 18, run (Bahr kick); PSU-Suhey, 3, run (Bahr kick); ASU-Washington, 30, pass from Sproul (Hicks kick); PSU-Bahr, 32, field goal; ASU-Perry, 1, run (Hicks kick); PSU-Suhey, 2, run (Geise run); ASU-Safety, Penn State punter Scott Fitzkee tackled in end zone.

Team Statistics	PSU	ASU
First Downs	18	29
Total Net Yards	351	426
Net Yards Rushing	268	90
Net Yards Passing	83	336
Passes (Att-Comp-INT)	23-9-0	47-23-2
Punts-Average	7-40	6-29
Fumbles-Lost	1-0	1-1
Penalties-Yards	12-126	5-33

Individual Statistics

Rushing

PENN STATE-Geise 26 for 111, 1 TD; Torrey 9 for 107; Suhey 13 for 76, 2 TD; Fusina 2 for (-26).

ARIZONA STATE-Harris 20 for 56; Sproul 15 for 16; Lane 4 for 9; N. Williams 3 for 6; Perry 3 for 3, 1 TD.

Passing

PENN STATE-Fusina 9 for 23, 83 yds., 1 TD.

ARIZONA STATE-Sproul 23 for 47, 336 yds., 3 TD, 2 INT.

Receiving

PENN STATE-Cefalo 3 for 39; Geise 2 for 10; Fitzkee 1 for 24; Shuler 1 for 7; Torrey 1 for 3, 1 TD; Moore 1 for 0.

ARIZONA STATE-DeFrance 7 for 123; Jefferson 5 for 56; Washington 4 for 76, 2 TD; Edwards 4 for 60; Lane 2 for 17, 1 TD; Williams 1 for 4.

Attendance: 57,727

1979 SUGAR: January 1, 1979

A goal-line stand by Alabama in the fourth quarter was the key in depriving Penn State of its first National Championship. The Lions, 11-0 during the regular season and ranked first in the polls entering the Sugar Bowl in the Louisiana Superdome, twice came up short from inside the one-yard line as No. 2 Alabama hung on for a 14-7 win and the national title.

In one of the greatest defensive games ever played for the national title, the hitting was ferocious on both sides. Alabama posted the first half's only score with eight seconds left, on a 30-yard pass from Jeff Rutledge to Bruce Bolton, who made what appeared to be a diving, spectacular catch in the end zone for a 7-0 halftime lead. Photographs and video would later reveal the ball had bounced on the turf before Bolton caught it.

The Lions capitalized midway through the third quarter. Pete Harris intercepted a Rutledge pass on the Alabama 48-yard line and Chuck Fusina passed 17 yards to Scott Fitzkee to tie the score. But, 'Bama's Lou Inker returned a punt 62 yards to the Penn State 11 and Major Ogilvie's eight-yard TD run gave the Tide a 14-7 lead later in the stanza.

With about seven minutes to play, Matt Millen forced a fumble which Joe Lally recovered at the Alabama 19. On second-and-goal at the six, Fusina hit Fitzkee near the flag, but as he turned to cross the goal line, Don McNeal knocked him out two feet from the stripe. Matt Suhey's dive on third down was six inches short and on fourth down, Mike Guman was stopped short by Barry Krauss and the Tide defense in one of the memorable defensive stands in college football history. On Penn State's final possession, the Nittany Lions drove to the Alabama 41-yard line, but the Tide defense held again to seal the win.

Alabama	0	7	7	0	—	14
Penn State	0	0	7	0	—	7

A-Bolton, 30, pass from Rutledge (McElroy kick); PSU-Fitzkee, 17, pass from Fusina (Bahr kick); A-Ogilvie, 8, run (McElroy kick).

Team Statistics	PSU	UA
First Downs	12	12
Total Net Yards	182	299
Net Yards Rushing	19	208
Net Yards Passing	163	91
Passes (Att-Comp-INT)	30-15-4	15-8-2
Punts-Average	10-38.7	10-38.8
Fumbles-Lost	2-0	2-1
Penalties-Yards	8-51	11-75

Individual Statistics

Rushing

PENN STATE-Suhey 10 for 48; Guman 9 for 22; Torrey 2 for 7; Moore 9 for 6; Donovan 1 for 0; Fusina 7 for (-64).

ALABAMA-Nathan 21 for 127; Whitman 11 for 51; Ogilvie 14 for 40, 1 TD; Ikner 1 for 9; Jackson 4 for 4; Shealy 1 for (-6); Rutledge 8 for (-17).

Passing

PENN STATE-Fusina 15 for 30, 163 yds., 1 TD, 4 INT.

ALABAMA-Rutledge 8 for 15, 91 yds., 1 TD, 2 INT.

Receiving

PENN STATE-Guman 5 for 59; Fitzkee 3 for 38, 1 TD; Bassett 2 for 28; Scovill 2 for 21; Torrey 1 for 10; Pankey 1 for 5; Suhey 1 for 2.

ALABAMA-Bolton 2 for 46, 1 TD; Whitman 2 for 27; Ikner 2 for 5; Neal 1 for 8; Nathan 1 for 5.

Attendance: 76,824

1979 LIBERTY: December 22, 1979

Herb Menhardt's 20-yard field goal with 18 seconds remaining lifted Penn State to a 9-6 win over Tulane in the 21st Annual Liberty Bowl in Memphis. The win was the first in a string of five consecutive bowl victories for the Nittany Lions.

After a scoreless first quarter, the Penn State offense got untracked early in the second period. Quarterback Frank Rocco directed the Lions on a 13-play, 68-yard drive that culminated with a 33-yard Menhardt field goal for a 3-0 lead. Rocco was starting for the first time in 1979, replacing 11-game starter Dayle Tate, who suffered a shoulder injury in the Pittsburgh game earlier in the month. A 63-yard drive culminated in a 27-yard Menhardt trey later in the period for a 6-0 halftime lead.

Tulane tied the game with a pair of fourth-quarter field goals, the latter coming with less than three minutes to play. With just under 50 seconds left and the Lions at the 50, assistant coach Bob Phillips suggested a halfback option, which worked to near perfection. Rocco pitched out to Joel Coles, who pulled up on a sweep around the left side and threw a 39-yard pass to a wide open Tom Donovan, to set up Menhardt's game-winner.

Penn State out-gained Tulane 337 to 202 and limited the Green Wave to minus-eight yards rushing. Matt Suhey posted a 19-carry, 112-yard day for the Lions.

Tulane	0	0	0	6	—	6
Penn State	0	6	0	3	—	9

PSU-Menhardt, 33, field goal; PSU-Menhardt, 27, field goal; T-Murray, 26, field goal; T-Murray, 26, field goal; PSU-Menhardt, 20, field goal.

Team Statistics	PSU	TU
First Downs	17	10
Total Net Yards	337	202
Net Yards Rushing	242	(-8)
Net Yards Passing	95	210
Passes (Att-Comp-INT)	11-6-2	39-21-0
Punts-Average	4-45.0	10-36.6
Fumbles-Lost	2-2	1-0
Penalties-Yards	1-5	5-40

Individual Statistics

Rushing

PENN STATE-Suhey 19 for 112; Warner 14 for 57; Moore 13 for 49; Rocco 8 for 11; Guman 3 for 11; Coles 1 for 2.

TULANE-Christian 6 for 12; Reginelli 4 for 6; Harris 1 for 4; Jones 1 for 1; Hontas 8 for (-31).

Passing

PENN STATE-Rocco 5 for 10, 56 yds., 2 INT; Coles 1 for 1, 39 yds.

TULANE-Hontas 21 for 39, 210 yds.

Receiving

PENN STATE-Scovill 3 for 34; Donovan 2 for 53; Guman 1 for 8.

TULANE-Alexis 7 for 77; Holman 4 for 47; Griffin 3 for 50; Anderson 2 for 29; Jones 2 for 9; Christian 2 for (-7); Reginelli 1 for 5.

Attendance: 41,036 (50,021 sold)

1980 FIESTA: December 26, 1980

Buoyed by a field goal in the final 10 seconds of the first half, Penn State played a superb second half in a satisfying 31-19 victory over Ohio State in Fiesta Bowl X in front of a record crowd of 66,738. The contest remains the Lions' only bowl game against a Big Ten opponent.

After Curt Warner's 64-yard touchdown run on the first play of the game, Ohio State used Art Schlichter's super passing to grab a 19-7 lead before Herb Menhardt's 38-yard field goal with eight seconds left in the half made it 19-10. Schlichter was 15-of-22 for 244 yards and three touchdowns in the first half.

Like many Joe Paterno teams in bowl games, the Lions made adjustments at the break and dominated the second half. On their first possession of the third quarter, Todd Blackledge directed a 75-yard drive, scoring from three yards to cut the lead to 19-17. After holding the Buckeyes to zero yards in the third stanza, Jon Williams scored on a four-yard run early in the final quarter and Booker Moore's 37-yard run climaxed an 85-yard drive and sealed the 10-2 campaign. Schlichter was 5-of-13 for 58 yards in the second half as the Lions frustrated Earl Bruce's squad.

Penn State outgained the Buckeyes 468 to 412, including a school bowl record 351 yards rushing. Warner had 18 carries for 155 yards, to establish a Nittany Lion bowl record, and one touchdown to earn the Outstanding Offensive Player Award and Frank Case earned both the Outstanding Defensive Player and Sportsmanship awards.

Ohio State	6	13	0	0	—	19
Penn State	7	3	7	14	—	31

PSU-Warner, 64, run (Menhardt kick); OS-Donley, 23, pass from Schlichter (Kick failed); OS-Williams, 33, pass from Schlichter (Run failed); OS-Donley, 19, pass from Schlichter (Atha kick); PSU-Menhardt, 38, field goal; PSU-Blackledge, 3, run (Menhardt kick); PSU-Williams, 4, run (Menhardt kick); PSU-Moore, 37, run (Menhardt kick).

Team Statistics	PSU	OSU
First Downs	22	23
Total Net Yards	468	412
Net Yards Rushing	351	110
Net Yards Passing	117	302
Passes (Att-Comp-INT)	22-8-0	35-20-1
Punts-Average	5-40.8	7-38.7
Fumbles-Lost	1-1	1-0
Penalties-Yards	2-10	2-30

Individual Statistics

Rushing

PENN STATE-Warner 18 for 155, 1 TD; Moore 10 for 76, 1 TD; Coles 6 for 57; Meade 7 for 30; Blackledge 10 for 12, 1 TD; Hostetler 1 for 12; Williams 4 for 9, 1 TD.

OHIO STATE-Murray 10 for 75; Gayle 11 for 39; Spencer 4 for 29; Langley 1 for (-9); Schlichter 13 for (-24).

Passing

PENN STATE-Blackledge 8 for 22, 117 yds.
OHIO STATE-Schlichter 20 for 35, 302 yds., 3 TD, 1 INT.

Receiving

PENN STATE-Baugh 3 for 53; Scovill 3 for 42; McCloskey 1 for 22; Warner 1 for 0.

OHIO STATE-Williams 7 for 112, 1 TD; Donley 5 for 122, 2 TD; Gayle 4 for 29; Langley 2 for 32; Murray 2 for 7.

Attendance: 66,738

1982 FIESTA: January 1, 1982

Penn State rode its rugged defense to a dominating 26-10 victory over USC in the first Fiesta Bowl game played on New Year's Day. Making its second consecutive appearance in Tempe, Penn State held the Trojans to 60 yards rushing and only three offensive points in the win.

Curt Warner stole the spotlight from USC's Heisman Trophy-winning running back Marcus Allen, gaining 145 yards with two touchdowns to Allen's 85 yards on 30 carries and no touchdowns, his lowest output of the season. For the second-straight year in Tempe, Warner scored the first time he touched the ball, reaching paydirt from 17 yards out for a 7-0 lead as he became the only player to be selected the Fiesta's Offensive Player of the Game two straight years.

A 52-yard scoring strike from Todd Blackledge to Gregg Garrity gave the Lions the lead for good in the second quarter and Warner added a 21-yard scoring burst in the third.

The Lions outgained the Trojans 393 to 262, recording 11 tackles for loss, including six sacks.

Penn State concluded a 10-2 season and earned the No. 3 national ranking, playing opponents with a cumulative record of 82-37-2 (68.6), including six teams ranked among the nation's top 20.

USC	7	0	3	0	—	10
Penn State	7	10	9	0	—	26

PSU-Warner, 17, run (Franco kick); USC-Banks, 20, interception return (Jordan kick); PSU-Garrity, 52, pass from Blackledge (Franco kick); PSU-Franco, 21, field goal; PSU-Warner, 21, run (Franco kick); USC-Jordan, 37, field goal; PSU-Safety, Paffenroth blocked punt out of end zone.

Team Statistics	PSU	USC
First Downs	20	19
Total Net Yards	393	262
Net Yards Rushing	218	60
Net Yards Passing	175	202
Passes (Att-Comp-INT)	24-11-2	32-16-3
Punts-Average	4-50.8	5-40.2
Fumbles-Lost	3-2	3-2
Penalties-Yards	7-70	7-49

Individual Statistics

Rushing

PENN STATE-Warner 26 for 145, 2 TD; Meade 9 for 60; Williams 10 for 24; Barr 2 for 7; Jackson 2 for (-6); Blackledge 2 for (-12).

USC-Allen 30 for 85; Spencer 3 for 16; MacKenzie 1 for 3; Mazur 4 for (-19); Salisbury 3 for (-25).

Passing

PENN STATE-Blackledge 11 for 24, 175 yds., 1 TD, 2 INT.
USC-Mazur 11 for 23, 123 yds., 2 INT; Salisbury 5 for 8, 79 yds., 1 INT; Allen 0 for 1.

Receiving

PENN STATE-Jackson 3 for 55; Warner 3 for 10; Kab 2 for 43; Garrity 1 for 52, 1 TD; Williams 1 for 8; McCloskey 1 for 7.

USC-Allen 5 for 39; Ware 4 for 75; Simmons 3 for 51; Spencer 3 for 30; Cornwell 1 for 7.

Attendance: 71,053

1983 SUGAR: January 1, 1983

A mid-year loss to Alabama could have proven devastating, but instead, Penn State rallied to win its last six games, rising to No. 2 in the polls, and garnering a national title match-up with unbeaten and No. 1 Georgia in the 1983 Sugar Bowl. The Sugar Bowl had not been kind to Penn State with the Lions going 0-3 in New Orleans, but on this day those prior games were forgotten, as Penn State defeated the Bulldogs, 27-23, to post an 11-1 record and earn its first National Championship after several near-misses under Joe Paterno.

Penn State jumped to a 7-0 lead, scoring in the first three minutes of the game. On consecutive plays, Todd Blackledge drilled a 33-yard pass to Mike McCloskey and found Gregg Garrity for 27 yards to the Georgia 9-yard line. Curt Warner's 2-yard run around left end gave the Lions a lead they would not relinquish. Following a Georgia field goal, treys of 38 and 45 yards by Nick Gancitano sandwiched a nine-yard Warner TD run for a 20-3 lead with less than a minute left in the half.

The Bulldogs responded with just five seconds remaining in the half on a 10-yard TD pass to Herman Archie. Georgia then took the second-half kickoff and drove 69 yards to score on Herschel Walker's one-yard run, to cut the margin to 20-17.

With Warner bothered by leg cramps, the offense struggled in the third period, but early in the fourth quarter Blackledge faked to Warner and threw a perfect 47-yard strike to Garrity, who made a sensational diving catch in the end zone. A fumbled punt set up a Georgia touchdown with 4:54 to play, but the Lion defense stuffed Walker on the two-point try to make the score 27-23. With two minutes left, Blackledge found Garrity for a first down on third down and the Lions ran out the clock, hoisting Paterno on their shoulders with his right index finger raised.

"Penn State No. 1!" shouted long-time Nittany Lion radio announcer Fran Fisher to his audience, trying to be heard above the din of the delirious blue and white clad fans who were finally able to celebrate a National Championship.

Warner gained 117 rushing yards on 18 attempts and two scores, gaining 63 gutsy yards in the second half despite the leg cramps, while Blackledge was 13-of-23 for 228 yards to earn MVP honors.

Georgia	3	7	7	6	—	23
Penn State	7	13	0	7	—	27

PSU-Warner, 2, run (Gancitano kick); G-Butler, 27, field goal; PSU-Gancitano, 38, field goal; PSU-Warner, 9, run (Gancitano kick); PSU-Gancitano, 45, field goal; G-Archie, 10, pass from Lastinger (Butler kick); G-Walker, 1, run (Butler kick); PSU-Garrity, 47, pass from Blackledge (Gancitano kick); G-Kay, 9, pass from Lastinger (Run failed).

Team Statistics	PSU	UGA
First Downs	19	19
Total Net Yards	367	326
Net Yards Rushing	139	160
Net Yards Passing	228	166
Passes (Att-Comp-INT)	23-13-0	28-12-2
Punts-Average	7-42.6	8-41.8
Fumbles-Lost	2-1	3-0
Penalties-Yards	7-42	7-39

Individual Statistics

Rushing

PENN STATE-Warner 18 for 117, 2 TD; Williams 13 for 55; Nichols 5 for 12; Coles 2 for 0; Blackledge 6 for (-45).

GEORGIA-Walker 28 for 103, 1 TD; McCarthy 9 for 36; Lastinger 9 for 21.

Passing

PENN STATE-Blackledge 13 for 23, 228 yds., 1 TD.
GEORGIA-Lastinger 12 for 27, 166 yds., 2 TD, 2 INT; C. Jones 0 for 1.

Receiving

PENN STATE-Garrity 4 for 116, 1 TD; McCloskey 3 for 53; Jackson 2 for 35; Warner 2 for 23; Williams 2 for 1.

GEORGIA-Kay 5 for 61, 1 TD; Harris 4 for 67; Archie 2 for 23, 1 TD; Walker 1 for 15.

Attendance: 78,124

BOWL HISTORY

1983 ALOHA: December 26, 1983

Penn State tied an NCAA record with its fifth consecutive bowl victory, edging Washington, 13-10, in the 1983 Aloha Bowl, thanks to excellent punting, outstanding defense and a clutch fourth-quarter scoring drive.

The defense held potent Washington without a touchdown, but Danny Greene's 57-yard punt return for a score midway through the second quarter loomed as the key play of the game, with the Huskies holding a 10-3 lead at the start of the final quarter. Lion punter George Reynolds, whose 47.7-yard punting average on seven kicks earned him Defensive Player of the Game honors, booted a 50-yard punt to the Washington 16 late in the third quarter. The defense held and the offense answered with Nick Gancitano's 49-yard field goal to trail, 10-6, early in the final stanza.

Reynolds' next punt went to the Washington six, the defense held again, and after the ensuing punt to the Penn State 38, Kevin Baugh handed off to Kenny Jackson on a reverse for one first down. Doug Strang then hit Baugh for 16 yards to the Huskie four and tailback D.J. Dozier took the pitch over the right side for a two-yard touchdown with three minutes to play for a 13-10 victory.

The Lions gained just 213 yards, but the defense held the Huskies to 279 and Reynolds' punting proved to be a key in keeping Penn State in the game.

Washington	0	10	0	0	—	10
Penn State	3	0	0	10	—	13

PSU-Gancitano, 23, field goal; W-Greene, 57, punt return (Jaeger kick); W-Jaeger, 39, field goal; PSU-Gancitano, 49, field goal; PSU-Dozier, 2, run (Gancitano kick).

Team Statistics	PSU	UW
First Downs	15	18
Total Net Yards	213	279
Net Yards Rushing	95	126
Net Yards Passing	118	153
Passes (Att-Comp-INT)	34-14-1	40-19-0
Punts-Average	8-46.8	9-39.6
Fumbles-Lost	0-0	0-0
Penalties-Yards	7-60	6-50

Individual Statistics

Rushing

PENN STATE-Williams 12 for 48; Dozier 15 for 37, 1 TD; Jackson 1 for 15; Emerson 1 for 2; Nichols 1 for 1; Strang 10 for (-8).

WASHINGTON-Jackson 7 for 34; Hinds 9 for 33; Pelluer 4 for 25; Penney 5 for 19; Robinson 6 for 9; Fuimaono 2 for 6.

Passing

PENN STATE-Strang 14 for 34, 118 yds., 1 INT.

WASHINGTON-Pelluer 19 for 40, 153 yds.

Receiving

PENN STATE-DiMidio 4 for 35; Williams 3 for 24; Dozier 3 for 22; Baugh 2 for 25; Bowman 1 for 7; Smith 1 for 5.

WASHINGTON-Pattison 6 for 55; Wroten 4 for 25; Greene 4 for 21; Hinds 2 for 18; Jackson 1 for 17; Stransky 1 for 13; Lutu 1 for 4.

Attendance: 37,212

1986 ORANGE: January 1, 1986

Oklahoma's defense turned in an outstanding effort and the Sooners made two big offensive plays for a 25-10 victory over Penn State in the 1985 Orange Bowl's national title battle.

The Nittany Lions, 11-0 and No. 1, also played well defensively against Oklahoma's wishbone, allowing just 12 first downs. The No. 2 Sooners relied on the big play — a 71-yard TD pass from Jamelle Holieway to tight end Keith Jackson on third-and-24 and a game-clinching 61-yard touchdown run by Lydell Carr — plus four Tim Lashar field goals to win. The loss was Penn State's first in the Orange Bowl after three victories.

Penn State took a 7-0 lead on its first possession. John Shaffer drove the Lions 62 yards, capped by a Tim Manoa one-yard touchdown run. But, the Sooners would score 16 unanswered points. Despite four turnovers, the Lions trailed just 19-10 as Massimo Manca attempted a 26-yard field with 2:46 to play. Manca's kick was no good and a minute later Carr's long TD run sealed the crown for the Sooners.

Penn State mustered just 14 first downs but had 267 yards against a defense which had held opponents to less than 200 yards during the regular season.

Oklahoma	0	16	3	6	—	25
Penn State	7	3	0	0	—	10

PSU-Manoa, 1, run (Manca kick); O-Lashar, 26, field goal; O-Jackson, 71, pass from Holieway (Lashar kick); O-Lashar, 31, field goal; O-Lashar, 21, field goal; PSU-Manca, 27, field goal; O-Lashar, 22, field goal; O-Carr, 61, run (Kick failed).

Team Statistics	PSU	OK
First Downs	14	12
Total Net Yards	267	319
Net Yards Rushing	103	228
Net Yards Passing	164	91
Passes (Att-Comp-INT)	34-18-4	6-3-0
Punts-Average	6-46.3	5-42.6
Fumbles-Lost	2-1	5-1
Penalties-Yards	6-49	7-45

Individual Statistics

Rushing

PENN STATE-Dozier 12 for 39; Smith 9 for 23; Timpson 1 for 21; Manoa 5 for 14, 1 TD; Clark 2 for 5; Knizner 3 for 4; Shaffer 4 for (-3).

OKLAHOMA-Carr 19 for 148, 1 TD; Tillman 7 for 43; Perry 8 for 24; Collins 1 for 18; Holieway 12 for 1; Stafford 4 for (-2); Mitchell 1 for (-4).

Passing

PENN STATE-Shaffer 10 for 22, 74 yds., 3 INT; Knizner 8 for 11, 90 yds., 1 INT; Dozier 0 for 1.

OKLAHOMA-Holieway 3 for 6, 91 yds., 1 TD.

Receiving

PENN STATE-DiMidio 6 for 50; E. Hamilton 3 for 39; Siverling 3 for 37; Dozier 3 for 0; Smith 1 for 15; Giles 1 for 14; Manoa 1 for 9.

OKLAHOMA-Jackson 2 for 83, 1 TD; Shepard 1 for 8.

Attendance: 74,178

1987 FIESTA: January 2, 1987

Linebacker Pete Giftopoulos thrust his 233-pound frame between Vinny Testaverde and a possible winning touchdown in the waning seconds of the 1987 Fiesta Bowl, intercepting Testaverde's final pass at the Lions' 1-yard line to preserve Penn State's 14-10 victory over No. 1 Miami (Fla.) and earn the underdog Nittany Lions their second National Championship in four years.

In one of the most memorable National Championship games ever, the No. 2 Nittany Lions intercepted Testaverde, the Heisman Trophy winner, five times to frustrate the Hurricanes and earn their second 12-0 season.

Unbeaten Miami rolled up 22 first downs and 445 yards to eight first downs and 162 yards for the Lions, but the Hurricanes could not convert yards into points against a staunch Penn State defense that was no stranger to adversity.

Penn State answered the only Miami touchdown of the game in the second quarter with a 13-play, 74-yard drive. One of the big plays was a 23-yard pass from John Shaffer to Eric Hamilton on third-and-12. Later in the drive, Shaffer rolled around the right side four yards into the end zone with 1:14 left in the half and Massimo Manca's PAT made it 7-7 at the break.

Miami regained the lead early in the fourth quarter on a 38-yard field goal by Mark Seelig. All-America linebacker Shane Conlan, who had grabbed a third-quarter interception, did it again, intercepting Testaverde's toss and returning it 39 yards to the Hurricanes' five. After a heart-stopping first-down fumbled snap was recovered by Keith Radevic, D.J. Dozier got the most important six yards of his collegiate career when he darted through a gaping hole for the go-ahead touchdown with 8:13 to play. Manca's conversion pushed the Penn State margin to 14-10.

With 18 seconds remaining, Miami had a fourth-and-goal at the Penn State 13-yard line. Testaverde tested the Lions' secondary one more time, looking for Brett Perriman in the end zone, but his pass came to rest in the arms of Giftopoulos, who cradled his second theft of the night and a Penn State National Championship as he fell on the ball after returning it to the 10-yard line with just nine seconds to play in another of the greatest moments in Lion football history.

More than 70 million people watched the primetime telecast on NBC, breaking the previous record for a college football telecast.

Miami (Fla.)	0	7	0	3	—	10
Penn State	0	7	0	7	—	14

M-Bratton, 1, run (Cox kick); PSU-Shaffer, 4, run (Manca kick); M-Seelig, 38, field goal; PSU-Dozier, 6, run (Manca kick).

Team Statistics	PSU	UM
First Downs	8	22
Total Net Yards	162	445
Net Yards Rushing	109	160
Net Yards Passing	53	285
Passes (Att-Comp-INT)	16-5-1	50-26-5
Punts-Average	9-43.4	4-46.0
Fumbles-Lost	5-2	4-2
Penalties-Yards	4-39	9-62

Individual Statistics

Rushing

PENN STATE-Dozier 20 for 99, 1 TD; Manoa 8 for 36; Smith 4 for 13; Roundtree 1 for 3; Thomas 1 for (-3); Shaffer 9 for (-39), 1 TD.

MIAMI-Highsmith 18 for 119; Bratton 11 for 31, 1 TD; Williams 5 for 20; Testaverde 9 for (-10).

Passing

PENN STATE-Shaffer 5 for 16, 53 yds., 1 INT.

MIAMI-Testaverde 26 for 50, 285 yds., 5 INT.

Receiving

PENN STATE-Dozier 2 for 12; Hamilton 1 for 23; Manoa 1 for 12; Siverling 1 for 6.

MIAMI-Blades 5 for 81; Irvin 5 for 55; Perriman 4 for 37; Highsmith 3 for 33; Bratton 3 for 32; Henry 3 for 24; Williams 2 for 20; Roberts 1 for 3.

Attendance: 73,098

1988 CITRUS: January 1, 1988

Clemson successfully blended the expected with the unexpected to post a 35-10 conquest of Penn State in the 1988 Florida Citrus Bowl, the first-ever meeting between the two schools. The Tigers rushed for 285 yards and quarterback Danny Williams threw for an uncharacteristic 214 yards (15-of-24) in the Nittany Lions' first appearance in Orlando.

The Lions played without leading rusher and receiver Blair Thomas, who suffered a serious knee injury in an early December practice which would sideline him for the 1988 season. He had rushed for 1,414 yards and 11 touchdowns in 1987. Freshmen Leroy Thompson and Gary Brown posted 106 yards from the tailback position in Thomas' absence. Thompson, who rushed for 55 yards and added 146 more on pass receptions (19) and kickoff returns (127), was voted the Lions' offensive MVP with 201 all-purpose yards.

Penn State's touchdown came on a perfect 39-yard pass from Matt Knizner to Mike Alexander that tied the issue at 7-7 in the second quarter. The Tigers led 14-7 at halftime but, Penn State cut it to 14-10 on a 27-yard field goal by Eric Etze early in the third stanza. Clemson responded with a TD and added two more scores in the fourth period to hand the Lions their worst bowl loss.

Senior linebacker Trey Bauer, who had six stops, three tackles for losses and a quarterback sack, was Penn State's defensive MVP.

Clemson	7	7	7	14	—	35
Penn State	0	7	3	0	—	10

C-Johnson, 7, run (Treadwell kick); PSU-Alexander, 39, pass from Knizner (Etze kick); C-Johnson, 6, run (Treadwell kick); PSU-Etze, 27, field goal; C-Johnson, 1, run (Treadwell kick); C-Allen, 25, run (Treadwell kick); C-Henderson, 4, run (Treadwell kick).

Team Statistics	PSU	CU
First Downs	12	25
Total Net Yards	305	499
Net Yards Rushing	111	285
Net Yards Passing	194	214
Passes (Att-Comp-INT)	23-14-2	24-15-0
Punts-Average	5-51.0	5-39.0
Fumbles-Lost	2-1	0-0
Penalties-Yards	4-26	8-44

Individual Statistics

Rushing

PENN STATE-Thompson 6 for 55; Brown 13 for 51; Greene 4 for 6; Alexander 1 for 3; Bill 1 for 3; Knizner 3 for (-7).

CLEMSON-Allen 11 for 105, 1 TD; Johnson 18 for 88, 3 TD; Henderson 6 for 54, 1 TD; McFadden 12 for 38; Lancaster 1 for 4; Ohan 1 for 3; Cooper 1 for (-2); Williams 4 for (-5).

Passing

PENN STATE-Knizner 13 for 22, 148 yds., 1 TD, 2 INT; Roberts 1 for 1, 46 yds.

CLEMSON-Williams 15 for 24, 214 yds.

Receiving

PENN STATE-Timpson 4 for 81; Thompson 3 for 19; Alexander 2 for 43, 1 TD; Brown 2 for 14; Mrosko 1 for 25; Pomfret 1 for 7; Barowski 1 for 5.

CLEMSON-Jennings 7 for 110; Cooper 4 for 56; Coley 1 for 19; Hooper 1 for 17; Pearman 1 for 8; Henderson 1 for 4.

Attendance: 53,152

1989 HOLIDAY: December 29, 1989

In a game which featured explosive offense on both sides, two freak defensive plays decided the issue between Penn State and BYU in the 1989 Holiday Bowl. By the time Penn State's high-octane 50-39 victory over BYU was finished, the Lions and Cougars put 89 points on the scoreboard, including an NCAA bowl record 64 in the second half; gained 1,115 total offensive yards; rolled up 61 first downs; and punted only three times.

Andre Collins made the first of the decisive defensive plays after the Cougars had closed to within 41-39 with 2:58 remaining. Collins intercepted Ty Detmer's two-point conversion pass attempt and returned it 100-plus yards to score two for the Lions.

On the ensuing BYU series, Gary Brown blitzed past Outland Trophy-winner Mohammed Elewonibi to steal the ball from Detmer as he prepared to pass and returned it 53 yards for the touchdown in the final minute that secured the wild and wacky win.

Among the flood of big plays earlier in the game was a spectacular, 52-yard TD catch by David Daniels, who leapt high in the air to grab Tony Sacca's aerial at the goal line, was hit, juggled and caught the ball as he landed on his back in the end zone for one of the superlative catches in school history.

Penn State tailback Blair Thomas broke the then-school bowl rushing record with 186 yards on 35 carries with one touchdown. Thomas also gained 46 additional yards on a pair of pass receptions for 232 all-purpose yards.

The 64 second-half points (Penn State, 38 and BYU, 26) remain tied for the then-NCAA bowl record.

BYU	3	10	13	13	—	39
Penn State	3	9	17	21	—	50

PSU-Tarasi, 30, field goal; BYU-Chaffetz, 20, field goal; PSU-T. Smith, 24, pass from Sacca (Kick failed); BYU-Detmer, 1, run (Chaffetz kick); PSU-Tarasi, 36, field goal; BYU-Chaffetz, 22, field goal; PSU-Tarasi, 51, field goal; PSU-Thompson, 16, run (Tarasi kick); BYU-Detmer, 1, run (Kick failed); PSU-Thompson, 14, run (Tarasi kick); BYU-Boyce, 12, pass from Detmer (Chaffetz kick); PSU-Thomas, 7, run (Run failed); PSU-Daniels, 52, pass from Sacca (Pass failed); BYU-Whittingham, 10, run (Chaffetz kick); BYU-Nyberg, 3, pass from Detmer (Pass failed); PSU-Collins, 102, interception return of two-point conversion attempt; PSU-Brown, 53, fumble return (Tarasi kick).

Team Statistics	PSU	BYU
First Downs	26	35
Total Net Yards	464	651
Net Yards Rushing	249	75
Net Yards Passing	215	576
Passes (Att-Comp-INT)	21-11-1	59-42-2
Punts-Average	2-38.0	1-39.0
Fumbles-Lost	0-0	3-1
Penalties-Yards	10-93	10-88

Individual Statistics

Rushing

PENN STATE-B. Thomas 35 for 186, 1 TD; Thompson 14 for 68, 2 TD; Sacca 3 for (-2); McDuffie 2 for (-3).

BYU-Whittingham 9 for 39, 1 TD; Corley 6 for 18; Detmer 8 for 18.

Passing

PENN STATE-Sacca 10 for 20, 206 yds., 2 TD, 1 INT; T. Smith 1 for 1, 9 yds. BYU-Detmer 42 for 59, 576 yds., 2 TD, 2 INT.

Receiving

PENN STATE-Daniels 2 for 64, 1 TD; B. Thomas 2 for 46; McDuffie 2 for 36; T. Smith 2 for 29, 1 TD; Thompson 1 for 19; Jakob 1 for 12; T. Thomas 1 for 9.

BYU-Bellini 10 for 124; Boyce 8 for 127, 1 TD; Nyberg 8 for 117, 1 TD; Smith 6 for 74; Frandsen 5 for 85; Whittingham 4 for 39; Odle 1 for 10.

Attendance: 61,113

1990 BLOCKBUSTER: December 28, 1990

The inaugural Blockbuster Bowl wasn't being played on New Year's Day, but was one of the most intriguing postseason contests, pitting No. 7 Penn State and No. 6 Florida State and their legendary coaches, Joe Paterno and Bobby Bowden.

After spotting the Seminoles 10 points in the first eight minutes of the game, Penn State applied pressure the rest of the way before finally bowing, 24-17, in a marquee matchup of 9-2 independents at Joe Robbie Stadium.

With Florida State leading, 24-10, senior quarterback Tom Bill came off the bench to ignite a 62-yard scoring drive in three plays, finding Terry Smith behind the secondary for a 37-yard touchdown with 6:27 to play. But two Penn State drives later came up empty, including an interception at the one-yard line with less than three minutes to play.

Penn State's other touchdown was scored on a 56-yard pass from Tony Sacca to David Daniels in the first quarter, but the Lions could not overcome three interceptions, a partially blocked punt which led to the Seminoles' first TD and a blocked field goal.

Florida State	10	7	7	0	—	24
Penn State	7	0	3	7	—	17

FS-Andrews, 41, field goal; FS-Lee, 1, run (Andrews kick); PSU-Daniels, 56, pass from T. Sacca (Fayak kick); FS-Lee, 7, run (Andrews kick); PSU-Fayak, 32, field goal; FS-Weldon, 5, run (Andrews kick); PSU-T. Smith, 37, pass from Bill (Fayak kick).

Team Statistics	PSU	FSU
First Downs	17	19
Total Net Yards	400	400
Net Yards Rushing	122	152
Net Yards Passing	278	248
Passes (Att-Comp-INT)	32-15-3	36-22-2
Punts-Average	6-36.3	7-37.6
Fumbles-Lost	2-0	0-0
Penalties-Yards	6-46	4-35

Individual Statistics

Rushing

PENN STATE-Brown 14 for 46; Thompson 8 for 33; T. Sacca 6 for 28; T. Smith 1 for 13; Bill 1 for 2; Fayak 1 for 0.

FLORIDA STATE-Lee 21 for 86, 2 TD; Bennet 9 for 30; Weldon 6 for 22, 1 TD; Moore 1 for 12; Jackson 1 for 2; Dawsey 1 for 0.

Passing

PENN STATE-T. Sacca 12 for 25, 194 yds., 1 TD, 2 INT; Bill 3 for 7, 84 yds., 1 TD, 1 INT.

FLORIDA STATE-Weldon 22 for 36, 248 yds., 2 INT.

Receiving

PENN STATE-Daniels 7 for 154, 1 TD; T. Smith 5 for 100, 1 TD; T. Thomas 1 for 14; Thompson 2 for 10.

FLORIDA STATE-Dawsey 8 for 107; Lee 5 for 32; Bennet 4 for 49; R. Johnson 2 for 34; Baker 1 for 17; Roberts 1 for 6; Moore 1 for 3.

Attendance: 74,021

BOWL HISTORY

1992 FIESTA: January 1, 1992

Penn State turned up the heat in a furious eight-minute span in the second half and buried the bewildered Volunteers, 42-17, beneath an avalanche of big plays on both sides of the ball in the first of what stretched to eight consecutive January bowl visits.

Penn State grabbed an early 7-0 lead, recovering a fumble on the opening kickoff and converting three plays later when Sam Gash scored on a 10-yard pass from Tony Sacca. At halftime, Tennessee had 17 first downs and 324 yards, while Penn State had just five first downs and 59 yards, but the Vols only led 10-7. Vols' quarterback Andy Kelly, who was 16-of-26 for 204 yards in the opening half, hit Cory Fleming on a 44-yard score on the initial possession of the third stanza for a 17-7 lead.

A 39-yard punt return by O.J. McDuffie ignited the Lions and Sacca found Chip LaBarca on a three-yard scoring toss to cut the margin to 17-14 with 2:56 left in the third period. No one among the crowd of 71,133 was prepared for the onslaught which followed.

On Tennessee's second play after the score, Tyoka Jackson stripped Kelly of the ball and recovered at the Vol 13. On the ensuing play Sacca hit Kyle Brady and suddenly the Lions had a 21-17 lead. On the Vols' second play, Reggie Givens' interception set up a 2-yard run by Richie Anderson early in the fourth quarter. On Tennessee's next play, Derek Bochna hit Kelly and Givens grabbed the ball and ran it in from 23 yards. In less than four minutes, Penn State had scored 28 points to take a 35-17 lead.

Sacca set a Penn State bowl record with four touchdown passes and McDuffie caught four passes for 78 yards and a touchdown and had 71 yards on punt returns to earn Most Valuable Offensive Player honors. Keith Goganious recorded a game-high 15 tackles, but Givens earned Defensive MVP accolades. Punter Doug Helkowski set Fiesta Bowl records with his nine punts for a 47.9-yard average.

Tennessee	10	0	7	0	—	17
Penn State	7	0	14	21	—	42

PSU-Gash, 10, pass from T. Sacca (Fayak kick); T-Stewart, 1, run (Becksvoort kick); T-Becksvoort, 24, field goal; T-Fleming, 44, pass from Kelly (Becksvoort kick); PSU-LaBarca, 3, pass from T. Sacca (Fayak kick); PSU-Brady, 13, pass from T. Sacca (Fayak kick); PSU-Anderson, 2, run (Fayak kick); PSU-Givens, 23, fumble return (Fayak kick); PSU-McDuffie, 37, pass from T. Sacca (Fayak kick).

Team Statistics	PSU	UT
First Downs	12	25
Total Net Yards	226	441
Net Yards Rushing	76	171
Net Yards Passing	150	270
Passes (Att-Comp-INT)	28-11-0	43-21-1
Punts-Average	9-47.9	6-36.3
Fumbles-Lost	0-0	5-3
Penalties-Yards	3-36	3-34

Individual Statistics

Rushing

PENN STATE-Anderson 17 for 57, 1 TD; Gash 7 for 15; Morris 3 for 15; Hammonds 1 for 10; G. Collins 4 for 7; T. Sacca 5 for (-28). TENNESSEE-Stewart 15 for 84, 1 TD; Hayden 13 for 56; Campbell 3 for 23; Faulkner 2 for 21; Phillips 3 for 6; Brunson 2 for 5; Shuler 1 for (-1); Hutton 1 for (-5); Kelly 5 for (-18).

Passing

PENN STATE-T. Sacca 11 for 28, 150 yds., 4 TD. TENNESSEE-Kelly 20 for 40, 273 yds., 1 TD, 1 INT; Shuler 1 for 3, (-3) yds.

Receiving

PENN STATE-McDuffie 4 for 78, 1 TD; Drayton 3 for 35; Brady 1 for 13, 1 TD; Anderson 1 for 11; Gash 1 for 10, 1 TD; LaBarca 1 for 3, 1 TD. TENNESSEE-Pickens 8 for 100; McCleskey 4 for 36; Fleming 2 for 68, 1 TD; Faulkner 2 for 17; Phillips 2 for 8; Kerr 1 for 27; Stewart 1 for 10; Adams 1 for 4.

Attendance: 71,133

1993 BLOCKBUSTER: January 1, 1993

Stanford proved it was one of the nation's top teams as it raced past the Nittany Lions, 24-3, in the 1993 Blockbuster Bowl, ending a Penn State string of four straight wins over Pac-10 teams in postseason games.

Stanford, the Pac-10 co-champions with Washington, moved 71 yards in eight plays with the opening kickoff to score all the points the Cardinal would need in Joe Robbie Stadium.

A 33-yard V.J. Muscillo field goal made it 7-3 at the end of the first quarter, but Stanford led, 14-3, at halftime and added 10 points in the third quarter.

Stanford tallied 365 yards to Penn State's 263. All-American O.J. McDuffie made six catches for 111 yards and Richie Anderson carried the ball 13 times for 40 yards as the Lions were held to their second-lowest point total in a bowl game.

Stanford	7	7	10	0	—	24
Penn State	3	0	0	0	—	3

S-Wetnight, 3, pass from Senstrom (Abrams kick); PSU-Muscillo, 33, field goal; S-Lasley, 5, run (Abrams kick); S-Abrams, 28, field goal; S-Milburn, 40, pass from Stenstrom (Abrams kick).

Team Statistics	PSU	STAN
First Downs	12	16
Total Net Yards	263	365
Net Yards Rushing	107	155
Net Yards Passing	156	210
Passes (Att-Comp-INT)	40-13-2	29-17-2
Punts-Average	11-38.4	7-42.4
Fumbles-Lost	0-0	2-1
Penalties-Yards	3-25	5-41

Individual Statistics

Rushing

PENN STATE-R. Anderson 13 for 40; O'Neal 11 for 38; Archie 2 for 10; Carter 3 for 7; McDuffie 4 for 5; Moser 1 for 4; K. Collins 1 for 3. STANFORD-Roberts 17 for 98; Lasley 4 for 19; Milburn 9 for 19; Buckley 3 for 16; Butterfield 1 for 10; Brockberg 2 for 6; Allen 1 for 1; Stenstrom 5 for (-14).

Passing

PENN STATE-K. Collins 12 for 30, 145 yds., 1 INT; Richardson 1 for 8, 11 yds., 1 INT; Sacca 0 for 2. STANFORD-Stenstrom 17 for 29, 210 yds., 2 TD, 1 INT; Armour 0 for 1, 1 INT.

Receiving

PENN STATE-McDuffie 6 for 111; Drayton 3 for 21; Moser 1 for 11; R. Anderson 1 for 6; Grube 1 for 6; T. Thomas 1 for 1. STANFORD-Wetnight 5 for 71, 1 TD; Cook 4 for 55; Milburn 4 for 54, 1 TD; Armour 2 for 9; Cline 1 for 11; Calomese 1 for 10.

Attendance: 45,554

1994 CITRUS: January 1, 1994

A Citrus Bowl record crowd of 72,456 was treated to the Nittany Lions' strongest effort of the season, a 31-13 knockout of sixth-ranked Tennessee. The hard-earned and satisfying victory capped a 10-2 season and vaulted Penn State to another top-10 finish.

Trailing, 10-0, Penn State retaliated with tailback Ki-Jana Carter bursting for a three-yard score. The key play was a 36-yard strike from quarterback Kerry Collins to Bobby Engram. The momentum continued to swing in the Lions' favor on Tennessee's next possession, as Tyoka Jackson tipped a Heath Shuler pass which Lee Rubin snared just inches above the turf. Engram then made a 16-yard reception and gained 35 yards on a reverse. Craig Fayak's 19-yard field goal knotted the score at 10-10.

Tennessee tallied its final points of the afternoon with a field goal, but Penn State had its two-minute offense humming late in the first half. Passes to Engram and Brian O'Neal took the ball to the Vol 14-yard line with :10 left. With the majority of the packed stadium expecting a pass, offensive coordinator Fran Ganter called Carter's number and he swept left and hurtled behind an Engram block into the end zone with just three ticks left on the clock to stun the crowd. Fayak's PAT kick put the Lions on top for good, 17-13, capping what may have been the game's most pivotal play.

A seven-yard pass from Collins to Kyle Brady made it 24-13 in the third quarter and Engram made a 15-yard TD catch to close the scoring. Engram made seven catches for 107 yards and his 184 all-purpose yards made him the overwhelming choice as the Offensive MVP, while Rubin was the Defensive MVP. Collins was 15-of-24 passing for 162 yards and two scores, outplaying Shuler, the Heisman Trophy runner-up, who was sacked four times in the second half.

Tennessee	10	3	0	0	—	13
Penn State	7	10	7	7	—	31

T-Becksvoort, 46, field goal; T-Fleming, 19, pass from Shuler (Becksvoort kick); PSU-Carter, 3, rush (Fayak kick); PSU-Fayak, 19, field goal; T-Becksvoort, 50, field goal; PSU-Carter, 14, rush (Fayak kick); PSU-Brady, 7, pass from K. Collins (Fayak kick); PSU-Engram, 15, pass from K. Collins (Fayak kick).

Team Statistics	PSU	UT
First Downs	20	16
Total Net Yards	371	348
Net Yards Rushing	209	135
Net Yards Passing	162	213
Passes (Att-Comp-INT)	24-15-1	44-23-1
Punts-Average	6-32.0	6-44.2
Fumbles-Lost	0-0	0-0
Penalties-Yards	4-30	10-79

Individual Statistics

Rushing

PENN STATE-Carter 19 for 93, 2 TD; Archie 13 for 69; Engram 1 for 35; Milne 3 for 13; O'Neal 5 for 6; K. Collins 1 for (-7). TENNESSEE-Garner 16 for 89; B. Williams 1 for 38; Stewart 4 for 11; Silvan 1 for 9; Hayden 1 for (-3); H. Shuler 5 for (-4); Colquitt 1 for (-5).

Passing

PENN STATE-K. Collins 15 for 24, 162 yds., 2 TD, 1 INT. TENNESSEE-H. Shuler 22 for 42, 205 yds., 1 TD, 1 INT; Colquitt 1 for 2, 8 yds.

Receiving

PENN STATE-Engram 7 for 107, 1 TD; O'Neal 2 for 19; Scott 2 for 19; Archie 2 for 5; Brady 1 for 7, 1 TD; LaBarca 1 for 5. TENNESSEE-Fleming 7 for 101, 1 TD; Phillips 3 for 23; Kent 3 for 19; Faulkner 3 for 18; Silvan 2 for 15; B. Williams 2 for 13; H. Shuler 1 for 13; Stewart 1 for 8; Garner 1 for 3.

Attendance: 72,456

1995 ROSE: January 2, 1995

In a landmark season, the Nittany Lions brought proper closure to a magnificent 1994 campaign by beating Oregon, 38-20, in the Rose Bowl, Penn State's first appearance in the "Granddaddy of Them All" since the 1923 contest. Having won their first Big Ten Championship in their second year of conference play, the Lions became the first Big Ten squad to earn a 12-0 record and the first Conference team to earn an unblemished record since Ohio State in 1968.

In a microcosm of a brilliant season, Heisman Trophy runner-up Ki-Jana Carter flashed through the line on Penn State's first play from scrimmage, bounced off a defender and burst into the lush green carpet for an 83-yard score in the game's initial five minutes. The Rose Bowl throng of 102,247 rose in unison as Carter raced toward the end zone in front of the frenzied blue and white backers.

The Lions, though, were confronted by a relentless Oregon squad, which gained a 14-14 tie in the third quarter before Penn State pulled away for the 38-20 victory. The significance of the win in Pasadena stretched in many directions: Penn State earned its fifth unbeaten, untied season under Joe Paterno and its third 12-0 campaign; Paterno became college football's all-time winningest bowl coach with his 16th postseason win and became the first coach in college football history to win the traditional four major bowls.

Carter rushed for 156 yards on 21 carries and three touchdowns, sharing Rose Bowl Co-Most Valuable Player honors with Duck quarterback Danny O'Neil, who set six Rose records with his 41-of-61 effort for 456 yards and two scores. Carter's 83-yard run was the longest of his career, Penn State's longest in a bowl game and the third-longest in Rose Bowl history. Lion quarterback Kerry Collins concluded his brilliant season with a 19-of-30 display for 200 yards, setting a school completion mark for a bowl game and fullbacks Brian Milne and Jon Witman each tallied once.

The offensive fireworks by both squads produced 13 Rose Bowl records and tied two others. Penn State also eclipsed seven individual and two team school bowl records.

Oregon	7	0	7	6	—	20
Penn State	7	7	14	10	—	38

PSU-Carter, 83, run (Conway kick); O-Wilcox, 1, pass from O'Neil (Belden kick); PSU-Milne, 1, run (Conway kick); O-McLemore, 17, pass from O'Neil (Belden kick); PSU-Carter, 17, run (Conway kick); PSU-Carter, 3, run (Conway kick); PSU-Conway, 43, FG; PSU-Witman, 9, run (Barninger kick); O-Whittle, 3, run (pass failed).

Team Statistics	PSU	ORE
First Downs	22	27
Total Net Yards	430	501
Net Yards Rushing	228	45
Net Yards Passing	202	456
Passes (Att-Comp-INT)	31-20-1	61-41-2
Punts-Average	6-41.7	6-42.8
Fumbles-Lost	1-1	1-0
Penalties-Yards	5-37	6-52

Individual Statistics

Rushing

PENN STATE-Carter 21 for 156, 3 TD; Milne 9 for 36, 1 TD; Archie 3 for 16; Witman 4 for 11, 1 TD; Ingram 1 for 5; Pitts 1 for 4.

OREGON-Whittle 12 for 45, 1 TD; Philyaw 4 for 14; Jones 2 for 6; O'Neil 13 for (-20).

Passing

PENN STATE-K. Collins 19 for 30, 200 yds., 1 INT; Archie 1 for 1, 2 yds. OREGON-O'Neil 41 for 61, 456 yds., 2 TD, 2 INT.

Receiving

PENN STATE-Ingram 5 for 52; Scott 4 for 41; Archie 3 for 29; Jurevicius 2 for 53; Brady 2 for 15; Milne 2 for 8; Carter 1 for 2; K. Collins 1 for 2. OREGON-Wilcox 11 for 135, 1 TD; McLemore 10 for 90, 1 TD; Philyaw 6 for 80; Ricketts 6 for 70; Whittle 5 for 46; P. Johnson 2 for 28; Jones 1 for 7.

Attendance: 102,247

1996 OUTBACK: January 1, 1996

Facing a new opponent, in a new bowl, the Penn State Nittany Lions were determined to send a superb class of 21 seniors out in a familiar fashion. Playing in its first Outback Bowl, a strong finish was the precursor to a solid bowl effort, as the Nittany Lions played arguably their finest game of the year in crushing Auburn, 43-14, to finish 9-3.

Penn State seized control of the Outback with a Wally Richardson to Mike Archie touchdown pass with :05 left in the first half for a 16-7 lead and then deluged the Tigers with an unanswered 27-point avalanche in the third quarter.

A group of seniors who were the backbone of Penn State's impressive 31-5 record the past three seasons again led the way in their final game. Archie ran for 41 yards in addition to his big touchdown catch. Stephen Pitts rushed for 118 yards and also made a touchdown reception. Fullback Brian Milne rushed for a career-best 82 yards. The senior offensive line quartet of Keith Conlin, Jeff Hartings, Andre Johnson and Marco Rivera dominated the line of scrimmage, helping the Lions rush for 266 yards and pass for 221 with no sacks. Terry Killens recorded a pair of sacks to spark the defense.

And then there was Bobby Ingram. The three-time All-American concluded his career the Lions' all-time greatest receiver with another typically superlative effort, earning game MVP honors for the second time in a bowl. He made four catches, three of which were typically spectacular, for 113 yards and two scores. Just as he had demolished the school's career receiving records, the 1994 Biletnikoff Award winner did so with Penn State's career bowl receiving marks. His two TD catches also broke the school bowl standard, giving the dynamic player 13 records.

Auburn	0	7	0	7	—	14
Penn State	3	13	27	0	—	43

PSU-Conway, 19, FG; A-Baker, 25, pass from Nix (Hawkins kick); PSU-Conway, 22, FG; PSU-Conway, 38, FG; PSU-Archie, 8, pass from Richardson (Conway kick); PSU-Ingram, 9, pass from Richardson (Conway kick); PSU-Pitts, 4, pass from Richardson (pass failed); PSU-Enis, 1, run (Conway kick); PSU-Ingram, 20, pass from Richardson (Conway kick); A-McLeod, 12, run (Hawkins kick).

Team Statistics	PSU	AU
First Downs	22	19
Total Net Yards	487	314
Net Yards Rushing	266	220
Net Yards Passing	221	94
Passes (Att-Comp-INT)	29-14-2	33-8-2
Punts-Average	4-35.7	8-39.1
Fumbles-Lost	2-1	5-2
Penalties-Yards	6-35	5-59

Individual Statistics

Rushing

PENN STATE-Pitts 15 for 118; Milne 12 for 82; Archie 5 for 41; Enis 12 for 24, 1 TD; Sload 2 for 4; Eberly 1 for (-1); McQueary 1 for (-1); Ostrosky 1 for (-1).

AUBURN-Davis 12 for 119; Morrow 10 for 39; Craig 11 for 34; McLeod 2 for 20, 1 TD; Beasley 2 for 9; Goodson 0 for 4; Nix 3 for (-5).

Passing

PENN STATE-Richardson 13 for 24, 217 yds., 4 TD, 1 INT; McQueary 1 for 4, 4 yds., 1 INT; Archie 0 for 1.

AUBURN-Nix 5 for 25, 48 yds., 1 TD, 2 INT; Craig 3 for 8, 46 yds.

Receiving

PENN STATE-Ingram 4 for 113, 2 TD; Olsommer 2 for 21; Scott 2 for 17; Archie 2 for 14, 1 TD; Jurevicius 1 for 43; Milne 1 for 5; Pitts 1 for 4, 1 TD; Stephenson 1 for 4.

AUBURN-Bailey 1 for 32; Baker 1 for 25, 1 TD; Dillard 1 for 12; Hand 1 for 8; Goodson 1 for 6; Gosha 1 for 5; Fuller 1 for 4; McLeod 1 for 2.

Attendance: 65,313

1997 FIESTA: January 1, 1997

Penn State improved to 6-0 in Tempe with a 38-15 win over Big 12 champion Texas in the 1997 Fiesta Bowl.

Gaining only 95 yards while allowing 242, Penn State was fortunate to trail the Longhorns only 12-7 at halftime, having quickly scored after a Mark Tate interception on the game's second play. The defense had stiffened twice inside the 15-yard line, holding Texas to a pair of field goals and one touchdown.

As the Lions did so many times under Joe Paterno, they made adjustments at the break and then dominated the last 30 minutes. Freshman Kenny Watson took the second-half kickoff 81 yards, a school bowl record, to inside the Texas 20. A five-yard Aaron Harris TD run and a two-point pass from Wally Richardson to Curtis Enis provided a 15-12 lead less than three minutes into the half.

Texas gained a 15-15 tie midway through the stanza, but the momentum clearly was swinging in Penn State's direction. On its next drive, Enis scored from two yards. The defense held and on second down, Chafie Fields took a double reverse 84 yards to the Texas five-yard line, the longest run in school and Fiesta Bowl history. Anthony Cleary cracked over for a 28-15 margin and the Lions never looked back, outscoring Texas, 31-3, in the second half. The Lions outgained the Longhorns 330-118 in the second half, including a whopping 292 to minus-19 yard edge on the ground.

Richardson completed his tenure with a 21-5 record as a starter as the 16 seniors closed their careers with a 42-7 record and four bowl victories.

Texas	3	9	3	0	—	15
Penn State	7	0	21	10	—	38

PSU-Enis, 4, pass from Richardson (Conway kick); T-Dawson, 28, FG; T-Dawson, 28, FG; T-R. Williams, 7, run (pass failed); PSU-Harris, 5, run (Enis pass from Richardson); T-Dawson, 48, FG; PSU-Enis, 2, run (Conway kick); PSU-Cleary, 1, run (kick failed); PSU-Conway, 23, FG; PSU-Enis, 12, run (Conway kick).

Team Statistics	PSU	UT
First Downs	19	19
Total Net Yards	425	360
Net Yards Rushing	330	73
Net Yards Passing	95	287
Passes (Att-Comp-INT)	20-12-0	43-27-1
Punts-Average	5-35.6	6-37.7
Fumbles-Lost	0-0	2-1
Penalties-Yards	4-49	8-57

Individual Statistics

Rushing

PENN STATE-Enis 16 for 95, 2 TD; Fields 1 for 84; Eberly 7 for 54; Mitchell 6 for 45; Cleary 5 for 31, 1 TD; Harris 4 for 13, 1 TD; Sload 2 for 7; Nixon 1 for 3; Richardson 2 for (-2).

TEXAS-Williams 11 for 48, 1 TD; Mitchell 7 for 24; Holmes 6 for 11; Brown 6 for (-10).

Passing

PENN STATE-Richardson 12 for 20, 95 yds., 1 TD.

TEXAS-Brown 26 for 42, 254 yds., 1 INT; Danaher 1 for 1, 33 yds.

Receiving

PENN STATE-Cuncho Brown 3 for 32; Jurevicius 2 for 22; Eberly 2 for 19; Enis 2 for 15, 1 TD; Harris 2 for 5; Campbell 1 for 2.

TEXAS-Williams 9 for 24; Davis 5 for 72; Adams 4 for 73; McGarity 3 for 27; Fitzgerald 2 for 31; Holmes 2 for 15; Westbrook 1 for 33; White 1 for 12.

Attendance: 65,106

BOWL HISTORY

1998 FLORIDA CITRUS: January 1, 1998

With their schools meeting for the first time since the 1962 Gator Bowl, Joe Paterno and Steve Spurrier, matched wits for the first time in the 1998 Florida Citrus Bowl. The normally pass-happy Gators stuck primarily to the ground and posted a 21-6 victory.

Playing without starters Curtis Enis and Joe Jurevicius, the Lions struggled offensively, but the defense kept Penn State within striking range after the Gators took a quick 14-0 lead. Jim Nelson collected an interception at the Penn State four-yard line to stop a Florida drive late in the first stanza. On the Gators' next possession, Shawn Lee returned an interception 33 yards to the Florida 31. The Lions moved the ball to the seven, but had to settle for a Travis Forney field goal.

The defense and special teams made two huge plays to give Penn State first-and-goal chances in the second quarter. Brandon Short knocked the ball away from Gator QB Doug Johnson and after a wild scramble, Short recovered at the Gators' six. But, on fourth-and-inches, Chris Eberly was stopped short of the goal line. The defense held and Kenny Watson delivered a 52-yard punt return to the Florida six with 1:14 left in the half. Again, the Lions were faced with fourth-and-one, but Mike McQueary's pass was picked off in the end zone, denying Penn State its best opportunities for touchdowns.

A Forney field goal made it 14-6 entering the fourth quarter, but Florida scored on the second play of the stanza to end the scoring. Gator tailback Fred Taylor set Citrus Bowl records with 43 carries for 234 yards, most ever for a Lion foe in a bowl game. The Lions could muster only nine first downs and 139 yards in offense, the lowest in Paterno's tenure. The 16 Lion seniors completed their careers with a superb 41-8 (83.7) record.

Florida	14	0	0	7	—	21
Penn State	0	3	3	0	—	6

F-Brindise, 1, run (Cooper kick); F-Green, 35, pass from Johnson (Cooper kick); PSU-Forney, 42, FG; PSU-Forney, 30, FG; F-Green, 37, pass from Palmer (Cooper kick).

Team Statistics	PSU	UF
First Downs	9	23
Total Net Yards	139	397
Net Yards Rushing	47	254
Net Yards Passing	92	143
Passes (Att-Comp-INT)	19-9-2	32-10-3
Punts-Average	7-42.1	5-36.4
Fumbles-Lost	0-0	2-1
Penalties-Yards	1-5	5-46

Individual Statistics

Rushing

PENN STATE-Eberly 14 for 53; Watson 4 for 5; Mitchell 5 for 2; McQueary 6 for (-13).

FLORIDA-Taylor 43 for 234; Carroll 9 for 28; Ross 1 for 9; Brindise 3 for (-1), 1 TD; Johnson 3 for (-16).

Passing

PENN STATE-McQueary 10 for 32, 92 yds., 3 INT.

FLORIDA-Johnson 5 for 12, 77 yds., 1 TD, 1 INT; Brindise 3 for 6, 29 yds., 1 INT; Palmer 1 for 1; 37 yds., 1 TD.

Receiving

PENN STATE-Cuncho Brown 3 for 25; Nastasi 2 for 26; Watson 2 for 15; Mitchell 1 for 9; Pettigrew 1 for 9; Eberly 1 for 8.

FLORIDA-Green 2 for 72, 2 TD; T. Taylor 1 for 19; McGriff 1 for 19; Kinney 1 for 13; Richardson 1 for 9; McCaslin 1 for 7; Taylor 1 for 3; Carroll 1 for 1.

Attendance: 72,940 (*Florida Citrus Bowl record*)

1999 OUTBACK: January 1, 1999

Facing one of college football's most talented players — the eventual No. 1 pick in the 1999 National Football League draft — the Penn State defense was superb in limiting high-flying Kentucky to only two scores in a 26-14 Outback Bowl win before a soldout crowd of 66,005 in the new Raymond James Stadium.

Joe Paterno led the Lions to their eighth-straight January bowl game and improved his NCAA record for bowl victories to 19.

While Heisman Trophy finalist Tim Couch did pass for 336 yards, it took him a whopping 48 attempts to do so. The Lion defense intercepted him twice, sacked him five times and had numerous near-sacks and hurries. Kentucky broke out to an early 14-3 lead, but in the second quarter, Penn State made adjustments and scored 10 unanswered points to cut the lead to 14-13.

A 56-yard TD pass from Kevin Thompson to Joe Nastasi preceded three Travis Forney field goals. Forney also had made a trey in the first quarter, breaking the Outback and school bowl records with four field goals. Despite dominating the second and third quarters, the Lions only led 19-14 entering the final period. But, the defense, which had gotten a blocked field goal from LaVar Arrington in the third quarter, stuffed the Wildcats on fourth-and-one at the Kentucky 34. Several plays later, Chafie Fields took his second reverse of the game 19 yards to paydirt for the final 26-14 margin.

As it had done all season, the defense led the way, paced by Anthony King's 11 tackles, two interceptions and a fumble recovery. Courtney Brown made the seven stops, including four for loss, and two sacks on consecutive plays in the final period to earn game MVP honors.

Kentucky	14	0	0	0	—	14
Penn State	3	10	6	7	—	26

K-Mickelson, 36, pass from Couch (Hanson kick); PSU-Forney, 43, FG; K-White, 16, pass from Couch (Hanson kick); PSU-Nastasi, 56, pass from Thompson (Forney kick); PSU-Forney, 26, FG; PSU-Forney, 21, FG; PSU-Forney, 25, FG; PSU-Fields, 19, run (Forney kick).

Team Statistics	PSU	UK
First Downs	24	24
Total Net Yards	420	441
Net Yards Rushing	233	105
Net Yards Passing	187	336
Passes (Att-Comp-INT)	27-14-0	48-30-2
Punts-Average	3-30.3	3-17.0
Fumbles-Lost	1-1	1-1
Penalties-Yards	8-58	14-103

Individual Statistics

Rushing

PENN STATE-McCoo 21 for 105; Harris 13 for 54; Fields 2 for 48, 1 TD; Cerimele 5 for 21; Casey 1 for 3; Thompson 1 for 2.

KENTUCKY-White 8 for 61; Homer 12 for 26; Couch 10 for 8; Yeast 2 for 6; McCord 1 for 4.

Passing

PENN STATE-Thompson 14 for 27, 187 yds., 1 TD

KENTUCKY-Couch 30 for 48, 336 yds., 2 TD, 2 INT.

Receiving

PENN STATE-T. Stewart 7 for 71; McCoo 3 for 32; Nastasi 2 for 70, 1 TD; Fields 2 for 14.

KENTUCKY-Homer 7 for 64; White 7 for 40, 1 TD; Mickelson 3 for 65, 1 TD; Coleman 3 for 47; Whalen 3 for 25; Davis 2 for 31; Yeast 2 for 31; Robinson 2 for 23; Allen 1 for 10.

Attendance: 66,005 (*Outback Bowl record*)

1999 ALAMO: December 28, 1999

Their resolve was firm. A team that was in position to play for the National Championship in early November was looking to finish the season on a positive note after three straight narrow losses to end the regular season.

The Nittany Lions turned in a marvelous defensive performance to record a 24-0 blanking of the Aggies. The whitewash was the Lions' 20th since 1977.

Finishing 10-3, the Lions won at least 10 games for the 18th time under Paterno and earned the No. 11 ranking in the final Associated Press and USA Today/ESPN Coaches polls.

The game was Paterno's 30th bowl contest, breaking a tie with "Bear" Bryant for appearances. The all-time bowl wins leader improved his postseason record to 20-9-1.

On A&M's first scrimmage play, All-American LaVar Arrington set the tone, as he chased quarterback Randy McCown and hit him as he threw, with David Macklin making the first of four Lion interceptions at the A&M 40-yard line.

On A&M's second possession, Derek Fox collected a McCown pass at the A&M 34, and weaved his way to the end zone for a 7-0 lead midway through the first quarter.

With Kevin Thompson sidelined by a shoulder injury, Rashard Casey made his first career start at quarterback. He fired a 45-yard TD strike to Eddie Drummond for a 14-0 lead.

Early in the second half, the Aggies advanced to the Lions' 14. But, on third down, Arrington tipped McCown's pass and Ron Graham grabbed it at the eight to thwart another drive.

Arrington flattened McCown to halt A&M's last drive and Casey quickly had the Lions on the move. A 34-yard completion to John Gilmore took the pigskin to the A&M 26. A 20-yard completion to Tony Stewart set up Casey's four-yard naked bootleg on the first play of the fourth quarter for a 21-0 lead.

On the ensuing kickoff, Askari Adams forced a fumble which was recovered by Shawn Mayer at the A&M 23. A 39-yard Travis Forney field goal made it 24-0.

Texas A&M	0	0	0	0	—	0
Penn State	7	7	0	10	—	24

PSU-Fox, 34, interception return (Forney kick); PSU-Drummond, 45, pass from Casey (Forney kick); PSU-Casey, 4, run (Forney kick); PSU-Forney, 39, FG.

Team Statistics	PSU	TAMU
First Downs	27	16
Total Net Yards	321	202
Net Yards Rushing	175	80
Net Yards Passing	146	122
Passes (Att-Comp-INT)	17-8-1	28-15-4
Punts-Average	4-45.5	3-52.0
Fumbles-Lost	0-0	2-1
Penalties-Yards	7-74	2-27

Individual Statistics

Rushing

PENN STATE-McCoo 6 for 43; Johnson 6 for 30; Casey 7 for 27, 1 TD; Mitchell 8 for 26; Watson 4 for 19; Fields 1 for 12; Luke 3 for 10; Easy 3 for 9; Drummond 1 for (-1).

TEXAS A&M-Toombs 19 for 70; Hardeman 10 for 41; Johnson 2 for (-1); McCown 7 for (-28).

Passing

PENN STATE-Casey 8 of 16, 146 yds., 1 TD, 1 INT.

TEXAS A&M-McCown 13 of 22, 105 yds., 4 INT; Farris 2 of 6, 17 yds.

Receiving

PENN STATE-T. Stewart 2 for 27; Fields 2 for 11; Drummond 1 for 45, 1 TD; Gilmore 1 for 34; Cerimele 1 for 16; McCoo 1 for 13.

TEXAS A&M-Taylor 6 for 38; Bumgardner 5 for 59; Toombs 2 for 27; Porter 1 for 13; Hodge 1 for 5.

Attendance: 65,380 (*Alamo Bowl record*)

2003 CAPITAL ONE: January 1, 2003

Penn State rode the momentum of four consecutive wins to close the regular season into the 2003 Capital One Bowl against Auburn, but some missed offensive opportunities resulted in a difficult 13-9 loss.

The Lions finished with a 9-4 record, with all four losses coming by seven points or less, including two in overtime, to teams that were ranked in the Top 15 of the final Associated Press poll (three in the Top 10).

Anthony Adams forced an early fumble that Derek Wake pounced on at the Auburn 15-yard line. The Lions had a first-and-goal at the four, but were forced to settle for a 21-yard field goal by Robbie Gould.

The Tigers advanced to the Lions' seven early in the second quarter, but Wake blocked a 34-yard field goal attempt, his fourth blocked kick of the year. Midway through the quarter, the Lions reached the Auburn 16, but Gould's 33-yard field try was wide.

Penn State's next possession began at the Auburn 43 and the Lions moved to the 10, but again had to settle for a Gould field goal, a 27-yarder, for a 6-0 lead with 1:44 left in the half. Three trips inside the Auburn 20 had resulted in only six points, which would come back to haunt the Lions.

Early in the fourth period, Michael Robinson completed a 34-yard pass to Tony Johnson and then scrambled 20 yards to the Auburn 19. Gould's 31-yard field goal gave Penn State a 9-7 lead, but 10:10 was left to play.

A sack by John Bronson forced an Auburn punt, which the Tigers downed at the Penn State one. The Tigers forced a three-and-out and got excellent field position at the Penn State 40 with 5:04 to play. Brown carried the ball five straight times, the last one a 17-yard touchdown burst with 2:19 to play for a 13-9 lead. Campbell's two-point pass was incomplete.

Zack Mills returned to the contest, but on third down, was intercepted by Roderick Hood and Auburn held on.

Adams recorded nine tackles (eight solo), including a sack, and the forced fumble to earn team Defensive MVP honors. Robinson was the team Offensive MVP.

Auburn	0	0	7	6	—	13
Penn State	3	3	0	3	—	9

PSU-Gould, 21, FG; PSU-Gould, 27, FG; A-Brown, 1, run (Duval kick); PSU-Gould, 31, FG; A-Brown, 12, run (pass failed).

Team Statistics	PSU	AU
First Downs	15	15
Total Net Yards	268	278
Net Yards Rushing	170	200
Net Yards Passing	98	78
Passes (Att-Comp-INT)	27-10-1	17-10-1
Punts-Average	5-38.2	4-48.2
Fumbles-Lost	3-0	1-1
Penalties-Yards	7-68	9-84

Individual Statistics

Rushing

PENN STATE-L. Johnson 20 for 72; Mills 9 for 56; M. Robinson 5 for 30; Smith 1 for 10; Jefferson 1 for 2.

AUBURN-Brown 37 for 184, 2 TD; Smith 5 for 10; Campbell 8 for 6.

Passing

PENN STATE-Mills 8 for 24, 67 yds., 1 INT; M. Robinson 2 for 3, 31 yds. AUBURN-Campbell 10 for 17, 78 yds., 1 INT.

Receiving

PENN STATE-T. Johnson 2 for 54; Kranckich 2 for 15; L. Johnson 2 for 8; M. Robinson 2 for 7; McHugh 1 for 8; Williams 1 for 6.

AUBURN-Aromashodu 2 for 18; Johnson 2 for 17; Diamond 1 for 11; Obomanu 1 for 11; Daniels 1 for 9; Willis 1 for 6; Smith 1 for 5; Brown 1 for 1.

Attendance: 66,334

2006 ORANGE: January 3, 2006

Kevin Kelly's 29-yard field goal in the third overtime lifted Penn State to a thrilling 26-23 victory over Florida State in the Orange Bowl.

Austin Scott carried five times for 57 yards on Penn State's second drive and scored from two yards out for a 7-0 lead. Scott gained 110 yards on 26 carries and two TDs, replacing an injured Tony Hunt. Two of the nation's premier defenses then kept each side in check until a wild final 4:09 of the second quarter.

Florida State tied the game at 7-7 on Willie Reid's 87-yard punt return. Then Drew Weatherford hit Lorenzo Booker on a 57-yard TD pass, but the PAT kick was missed.

The Lions quickly responded, as Big Ten MVP Michael Robinson lofted a 25-yard pass to Ethan Kilmer, who made a leaping catch over a defender for the TD with just :06 left in the half. Kelly's PAT made it 14-13 at the half.

The Lion defense did not allow any points in the third period despite great field position for Florida State throughout the quarter.

Jeremy Kapinos pinned Florida State deep as the fourth quarter began. Jim Shaw pressured Weatherford in the end zone, he threw the ball away and was called for intentional grounding, giving Penn State a safety and a 16-13 lead with 13:36 to play.

Florida State later advanced to the Lions' 29, but Penn State stiffened and Gary Cismesia hit a 48-yard field goal with 4:08 to play.

A 38-yard completion from Robinson to Jordan Norwood took the ball to the Seminoles' 11. With :32 left in regulation, Kelly's 29-yard field goal attempt was wide, but he would later emerge as the hero. Robinson was 21-of-39 for 253 yards, accounting for 28 touchdowns during the season.

The Lions held No. 22 Florida State to 26 yards rushing, 12 first downs and three-of-17 on third down. Linebacker Dan Connor made seven tackles, (two TFL) and defensive tackle Scott Paxson had six stops (1.5 TFL). Jay Alford made four hits, with 2.5 TFL, and forced a fumble deep to win a spot on ESPN.com's All-Bowl team. All-America cornerback Alan Zemaits grabbed his Big Ten-leading sixth interception of the season (12th career).

Florida State	0	13	0	3	0	7	0	—	23
Penn State	7	7	0	2	0	7	3	—	26

PSU-Scott, 2, run (Kelly kick); FS-Reid, 87, punt return (Cismesia kick); FS-Booker, 57, pass from Weatherford (kick failed); PSU-Kilmer, 24, pass from M. Robinson (Kelly kick); PSU-safety, intentional grounding in end zone; FS-Cismesia, 48, FG; PSU-Scott, 1, run (Kelly kick); FS-Dean, 1, run (Cismesia kick); PSU-Kelly, 29, FG.

Team Statistics	PSU	FSU
First Downs	23	12
Total Net Yards	391	284
Net Yards Rushing	138	26
Net Yards Passing	253	258
Passes (Att-Comp-INT)	39-21-1	43-24-1
Punts-Average	11-44.3	9-39.2
Fumbles-Lost	1-1	1-0
Penalties-Yards	8-43	13-129

Individual Statistics

Rushing

PENN STATE-Scott 26 for 110, 2 TD; M. Robinson 17 for 21; Norwood 1 for 7; Snow 1 for 1; Kinlaw 2 for 0; King 1 for (-1).

FLORIDA STATE-Washington 6 for 30; Booker 7 for 2; Coleman 2 for 1; Dean 1 for 1; Smith 1 for (-1); Weatherford 8 for (-4); team 1 for (-3).

Passing

PENN STATE-M. Robinson 21 for 39, 253 yds., 1 TD, 1 INT.

FLORIDA STATE-Weatherford 24 for 43, 258 yds., 1 TD, 1 INT.

Receiving

PENN STATE-Norwood 6 for 110; Kilmer 6 for 79, 1 TD; King 5 for 27; Smolko 2 for 21; Butler 1 for 13; Hunt 1 for 3.

FLORIDA STATE-Washington 6 for 24; Reid 4 for 55; Booker 3 for 69, 1 TD; Davis 3 for 55; Carr 3 for 25; Henshaw 2 for 9; Rouse 1 for 10; Root 1 for 8; Fagg 1 for 3.

Attendance: 77,773

2007 OUTBACK: January 1, 2007

Facing its fifth ranked opponent, Penn State played its most complete game of 2006 to defeat No. 17 Tennessee, 20-10, in the Outback Bowl. The Lions held the Vols to a season-low 10 points, 19.3 below their average, and forced three turnovers.

Tennessee became the 10th team, and seventh consecutive, to score 17 or fewer points against Penn State. Over the last five games, the Lions allowed just 36 points (7.2 avg.) with two shutouts. Over the last 25 quarters of the season, Penn State permitted just three TDs. Tennessee also became the eighth opponent held under 100 rushing yards during the season, netting 83.

Tony Hunt was spectacular in his final game as a Lion, rushing for 158 yards on a career-high tying 31 attempts to earn Outback Bowl Most Valuable Player honors. Hunt posted his eighth 100-yard game of 2006 (15th career).

Hunt's 158 yards were the second-highest of his career and the second-highest by a Lion in a bowl game (186, Blair Thomas vs. BYU, 1989 Holiday Bowl). Hunt finished second on the Penn State career rushing charts with 3,320 yards and first all-time with 654 carries (5.08 avg.). He finished just 78 yards behind career leader Curt Warner's total of 3,398 yards.

The Vols scored late in the half to tie the game and it was 10-10 entering the fourth quarter, when the Lion defense delivered the game-changing play. On first down from the Nittany Lions' 14, Dan Connor and Sean Lee crunched Tennessee's Arian Foster and cornerback Tony Davis picked up the pigskin and flew 88 yards for the go-ahead TD with 10:01 to go.

Penn State forced a three-and-out and Derrick Williams returned the punt 20 yards to the Volunteers' 45. Hunt had seven consecutive carries, netting 39 yards, to set up a 22-yard try by Kelly, making it 20-10 with just 3:29 to play.

Anthony Morelli was a strong 14-of-25 for 197 yards with no interceptions.

All-American Paul Posluszny recorded eight tackles and 2.5 tackles for loss. He finished his career as Penn State's all-time tackle leader with 372 and 12th all-time with 35 tackles for loss. Posluszny became the first player to lead Penn State in tackles three consecutive seasons and the first with a trio of 100-tackle campaigns.

Tennessee	3	7	0	0	—	10
Penn State	0	10	0	10	—	20

T-Wilhoit, 44, FG; PSU-Kelly, 34, FG; PSU-Quarless, 2, pass from Morelli (Kelly kick); T-Coker, 42, run (Wilhoit kick); PSU-Davis, 88, fumble recovery (Kelly kick); PSU-Kelly, 22, FG.

Team Statistics	PSU	UT
First Downs	19	17
Total Net Yards	380	350
Net Yards Rushing	183	83
Net Yards Passing	197	267
Passes (Att-Comp-INT)	25-14-0	37-25-1
Punts-Average	4-37.5	5-44.0
Fumbles-Lost	0-0	2-2
Penalties-Yards	6-45	7-55

Individual Statistics

Rushing

PENN STATE-Hunt 31 for 158; Wallace 1 for 11; Williams 3 for 6; Hahn 1 for 5; Morelli 1 for 5; Snow 1 for 0; team 2 for (-2).

TENNESSEE-Foster 12 for 65; Coker 5 for 36, 1 TD; Hardesty 3 for 2; Meachem 1 for (-6); Ainge 2 for (-14).

Passing

PENN STATE-Morelli 14 of 25, 197 yds., 1 TD.

TENNESSEE-Ainge 25 of 37, 267 yds., 1 INT.

Receiving

PENN STATE-Norwood 4 for 35; Butler 3 for 73; Williams 3 for 27; Golden 1 for 35; Hahn 1 for 18; Hunt 1 for 7; Quarless 1 for 2, 1 TD.

TENNESSEE-Swain 7 for 84; Brown 7 for 66; Meachem 4 for 33; Coker 3 for 35; Cottam 1 for 25; Foster 1 for 13; Briscoe 1 for 8; Taylor 1 for 3.

Attendance: 65,601

BOWL HISTORY

2007 ALAMO: December 29, 2007

Penn State overcame a 14-0 first-quarter deficit to defeat Texas A&M, 24-17, in the Valero Alamo Bowl in Joe Paterno's 500th game as head coach of the Nittany Lions.

The Lions overcame their largest deficit of the season and held the Aggies to just three points over the last three quarters in front of an Alamo Bowl record crowd of 66,166 in The Alamodome. Penn State took the lead for good at 24-17 with :19 left in the third quarter on a season-long 38-yard burst by redshirt freshman tailback Evan Royster.

Early in the fourth quarter, Jeremy Boone boomed a 55-yard punt and Texas A&M's Roger Holland was dropped at the Aggies' one by A.J. Wallace and Justin King. But, Texas A&M proceeded to march downfield looking to tie the game. On fourth-and-one from the Penn State two, McGee ran the option to the right, but slipped and fell at the six, giving the ball back to the Lions, who used two possessions to run out the final 7:43.

Junior linebacker Sean Lee recorded a game-high 14 tackles, with a TFL and a pass breakup, to earn Defensive MVP honors. Lee's 14 stops tied the Alamo Bowl record, as he recorded double figures in tackles for the 10th time in the season. His 138 tackles ranked No. 4 on the school season list.

All-America linebacker Dan Connor made nine tackles to finish the season with 145, passing Shawn Mayer's 144 for second place on the Lions' season list. Connor's 419 career tackles broke the school record. Safeties Mark Rubin and Anthony Scirrotto made eight tackles each and defensive end Maurice Evans had six stops and forced two fumbles. Cornerback A.J. Wallace made five stops, grabbed his first career interception and had a huge fumble recovery to set up a score.

Penn State ran for a season-high 270 yards, averaging 6.6 yards on its 41 carries. Rodney Kinlaw gained 143 yards on 21 attempts (6.8) for his sixth 100-yard game of the season. Reserve quarterback Daryll Clark gained 50 yards on just six attempts (8.3), including an 11-yard touchdown run.

Senior quarterback Anthony Morelli was 15-of-31 for 143 yards, including a 30-yard scoring strike to a diving Deon Butler to swing the momentum of the game.

All-Big Ten punter Boone averaged a school bowl record 51.4 yards on his five punts, with a long of 55 yards.

Texas A&M	14	0	3	0	—	17
Penn State	0	17	7	0	—	24

A&M-Goodson, 1, run (Bean kick); A&M-Goodson, 16, run (Syzmanski kick); PSU-Butler, 30, pass from Morelli (Kelly kick); PSU-Clark, 11, run (Kelly kick); PSU-Kelly, 25, FG; A&M-Syzmanski, 38, FG; PSU-Royster, 38, run (Kelly kick).

Team Statistics	PSU	TAMU
First Downs	23	17
Total Net Yards	413	328
Net Yards Rushing	270	164
Net Yards Passing	143	164
Passes (Att-Comp-INT)	31-15-1	31-19-1
Punts-Average	5-51.4	6-55.0
Fumbles-Lost	2-1	4-2
Penalties-Yards	2-15	4-45

Individual Statistics

Rushing

PENN STATE-Kinlaw 21 for 143; Royster 9 for 65, 1 TD; Clark 6 for 50, 1 TD; Williams 3 for 11; Morelli 1 for 1; Lawlor 1 for 0.

TEXAS A&M-Goodson 14 for 65, 2 TD; McGee 8 for 41; Lane 10 for 34; Alexander 4 for 15; Smith 2 for 9.

Passing

PENN STATE-Morelli 15 of 31, 143 yds., 1 TD, 1 INT.

TEXAS A&M-McGee 19 of 31, 164 yds., 1 INT.

Receiving

PENN STATE-Williams 5 for 39; Butler 5 for 59, 1 TD; Golden 2 for 32; Kinlaw 2 for 4; Quarless 1 for 5; Shipley 1 for 4.

TEXAS A&M-Goodson 7 for 30; Bennett 4 for 46; Lane 3 for 33; Franks 2 for 19; Taylor 1 for 14; Shankle 1 for 14; Alexander 1 for 8.

Attendance: 66,166 (Alamo Bowl record)

2009 ROSE: January 1, 2009

Sixth-ranked Penn State came into its Rose Bowl battle with No. 5 USC among the nation's leaders in fewest penalties and turnovers, but mistakes proved costly as the Trojans captured a 38-24 win in the meeting between national powers.

The Nittany Lions gained 410 yards, the most by a USC opponent for the season. Penn State became just the third team to score more than 20 points against the nation's No. 1 scoring defense (7.8 ppg average) in 2008.

Daryll Clark broke then-Penn State bowl records with 273 passing yards and 290 yards of total offense. Clark was 21-of-36, with two TDs and two interceptions. Clark also ran for a 9-yard touchdown late in the first quarter to tie the game, 7-7. He accounted for a school season-record 29 TDs, throwing for 19 and rushing for 10.

Tailback Stephfon Green saw extensive duty, as Evan Royster left the game late in the first quarter with a knee injury. Green led Penn State with 57 yards on 10 carries and five receptions for 67 yards, including a 30-yard play. Royster gained 34 yards on just six carries.

Senior Deon Butler had four catches for 97 yards, but had a 45-yard first-quarter catch nullified by a penalty.

The Lions held the Trojans to 61 rushing yards, 145 yards below their season average. USC became the eighth team to fail to gain 100 rushing yards against Penn State in 2008.

Sophomore linebacker NaVorro Bowman made a school bowl-record five tackles for loss (minus-21), tying Andy Katzenmoyer's Rose Bowl record from the 1997 game. Bowman had his fourth sack of the season among his eight tackles (seven solo), finishing the year with a team-best 106 tackles and 16.5 tackles for loss. Junior linebacker Josh Hull made a game-high nine tackles, including one for a five-yard loss. Senior Tony Davis made eight hits and recovered a fumble and senior Lydell Sargeant had seven tackles (six solo).

USC quarterback Mark Sanchez was 28-of-35 for 413 yards, with four touchdown passes.

USC	7	24	0	7	—	38
Penn State	7	0	0	17	—	24

USC-D. Williams, 27, pass from Sanchez (Buehler kick); PSU-Clark, 9, run (Kelly kick); USC-Sanchez, 6, run (Buehler kick); USC-Buehler, 30, FG; USC-R. Johnson, 19, pass from Sanchez (Buehler kick); USC-Gable, 20, pass from Sanchez (Buehler kick); PSU-Williams, 2, pass from Clark (Kelly kick); USC-R. Johnson, 45, pass from Sanchez (Buehler kick); PSU-Kelly, 25, FG; PSU-Norwood, 9, pass from Clark (Kelly kick).

Team Statistics	PSU	USC
First Downs	19	27
Total Net Yards	410	474
Net Yards Rushing	137	61
Net Yards Passing	273	413
Passes (Att-Comp-INT)	37-21-2	35-28-0
Punts-Average	4-47.8	4-40.0
Fumbles-Lost	1-1	2-1
Penalties-Yards	9-72	6-60

Individual Statistics

Rushing

PENN STATE-Green 10 for 57; Royster 6 for 34; Williams 4 for 17; Clark 7 for 17, 1 TD; Beachum 1 for 8; Lawlor 1 for 4.

USC-S. Johnson 15 for 63; Sanchez 7 for 16, 1 TD; Gable 6 for 13; McKnight 5 for 13; R. Johnson 1 for (-7); team 1 for (-37).

Passing

PENN STATE-Clark 21 of 36, 273 yds., 2 TD, 2 INT.

USC-Sanchez 28 of 35, 413 yds., 4 TD.

Receiving

PENN STATE-Green 5 for 67; Butler 4 for 97; Williams 4 for 34, 1 TD; Norwood 3 for 32, 1 TD; Brackett 3 for 21; Quarless 2 for 22.

USC-D. Williams 10 for 162, 1 TD; McCoy 5 for 48; R. Johnson 4 for 82, 2 TD; Turner 4 for 74; Gable 1 for 20, 1 TD; McKnight 1 for 9; Goodman 1 for 8; Ausberry 1 for 5; S. Johnson 1 for 5.

Attendance: 93,293

2010 CAPITAL ONE: January 1, 2010

Senior quarterback Daryll Clark, the game MVP, led Penn State on a 65-yard drive in the waning minutes of the game and Collin Wagner connected on a 21-yard field goal with :57 left to play to lift the Nittany Lions to a dramatic 19-17 win over LSU in the 64th Capital One Bowl.

Wagner made a career-high four field goals, connecting from 26, 18, 20 and 21 yards. He had never made four field goals during his prep or Penn State career. His four field goals tied Travis Forney's Penn State bowl record (1999 Outback).

Having taken a 16-3 lead into the third quarter, the Nittany Lions saw the Tigers rally to score two touchdowns in a span of 2:24, grabbing a 17-16 lead with 12:49 to play on a one-yard run by Stevan Ridley. Penn State had to punt, but the defense held LSU to one first down and forced a punt, with the Lions taking over at their 31 with 6:54 to play.

Penn State converted two third downs on the dramatic 12-play scoring drive. Clark hit Graham Zug for a first down at the LSU 37. On the next play, Zug made a huge 17-yard sideline reception to the 20. On third-and-4 from the Tigers' 14, Stephfon Green burst through the line for a 6-yard gain. Clark carried to the LSU two to set up Wagner's game-winner.

On the Tigers' final possession, they faced a third-and-21 from their own 40 with time for one more play. Jordan Jefferson completed a pass to Rueben Randle, who reached the Lions' 35, but was hit by Eric Latimore and fumbled. Nick Sukay recovered to seal the win.

Clark was 18-of-35 for 216 yards, with one TD and no interceptions. Clark became the first Penn State to surpass 3,000 passing yards in a season, finishing with 3,003.

Andrew Quarless made a career-high and school bowl record eight receptions for 88 yards to break school records for catches by a tight end in a season (41) and career (87).

The defense held the Tigers to 243 yards and forced three turnovers. Penn State limited LSU to just nine first downs and 41 rushing yards on 25 attempts, becoming the eighth opponent to rush for less than 100 yards in 2009.

All-America linebacker NaVorro Bowman made nine tackles (seven solo), with 1.5 tackles for losses. Josh Hull had six stops and Sean Lee had six hits.

LSU	0	3	7	7	—	17
Penn State	7	6	3	3	—	19

PSU-Moye, 37, pass from Clark (Wagner kick); LSU-Jasper, 25, FG; PSU-Wagner, 26, FG; PSU-Wagner, 18, FG; PSU-Wagner, 20, FG; LSU-LaFell, 24, pass from Jefferson (Jasper kick); LSU-Ridley, 1, run (Jasper kick); PSU-Wagner, 21, FG.

Team Statistics	PSU	LSU
First Downs	9	21
Total Net Yards	243	340
Yards Rushing	41	124
Yards Passing	202	216
Passes (Att-Comp-INT)	24-13-1	35-18-0
Punts-Average	7-33.0	8-39.8
Fumbles-Lost	2-2	4-0
Penalties-Yards	10-64	2-10

Individual Statistics

Rushing

PENN STATE-Royster 17 for 65; Green 7 for 35; Clark 11 for 20; Suhey 3 for 9; team 1 for (-2); Drake 1 for (-3).

LSU-Ridley 12 for 13, 1 TD; Jefferson 8 for 11; Holliday 4 for 10; LaFell 1 for 7.

Passing

PENN STATE-Clark 18 of 35, 216 yds., 1 TD.

LSU-Jefferson 13 of 24, 202 yds., 1 TD, 1 INT.

Receiving

PENN STATE-Quarless 8 for 88; Zug 4 for 51; Moye 3 for 53, 1 TD; Drake 1 for 12; Powell 1 for 11; Green 1 for 1.

LSU-Toliver 6 for 81; LaFell 5 for 87, 1 TD; Randle 1 for 27; Dickson 1 for 7.

Attendance: 63,025

2011 OUTBACK: January 1, 2011

Penn State's bid for a fourth New Year's Day bowl victory in the past six years was turned back in the final minute as Florida captured a 37-24 win in the 25th Outback Bowl in Raymond James Stadium.

The Nittany Lions took a 24-17 lead late in the third quarter, but the Gators scored the next 13 points for a 30-24 lead midway through the fourth frame.

After both teams exchanged punts, Penn State took possession at its own 21-yard line with just 3:04 left to play. Matt McGloin completed an 18-yard pass to Derek Moyer and Evan Royster's 23-yard burst made him the first Nittany Lion with a trio of 1,000-yard rushing seasons. With the ball at the Florida 25, a McGloin pass was picked off by Ahmad Black, who returned it 80 yards for a touchdown to seal the game with 55 seconds to play.

Penn State's career rushing yardage leader, Royster gained 98 yards on 20 carries against the Gators to finish the season with 1,014 yards on 208 carries.

On Florida's first play from scrimmage, cornerback D'Anton Lynn grabbed his third interception of the season at the Gators' 39-yard line. McGloin completed passes of 16 yards to Brett Brackett and 15 yards to Graham Zug to give the Nittany Lions a first-and-goal. On third down from the Florida 5, McGloin lofted the ball to Derek Moyer, who snared it for his eighth touchdown catch of the season. Collin Wagner's PAT kick gave Penn State a 7-0 lead with 9:08 left in the first quarter.

Moyer had game highs with five catches and 79 yards and made his 15th career touchdown catch. Making his fifth career start, McGloin was 17-of-41 for 211 yards, with one touchdown and a school-record five interceptions.

The Penn State defense limited Florida to just 279 yards (101 passing) and an average of 3.9 yards per play.

Junior defensive tackle Devon Still recorded a career- and season-high 3.5 TFL against the Gators, with a career-best seven stops (six solo) overall. Senior linebacker Chris Colasanti made a game-high 10 hits, compiling his fifth double-figure tackle game of the season.

Florida	0	14	6	17	—	37
Penn State	7	10	7	0	—	24

PSU-Moyer, 5, pass from McGloin (Wagner kick); F-Hines, 16, run (Henry kick); F-McCray, 27, blocked punt return (Henry kick); PSU-Zordich, 1, run (Wagner kick); PSU-Wagner, 20, FG; F-Henry, 30, FG; PSU-McGloin, 2, run (Wagner kick); F-Henry, 47, FG; F-Gillislee, 1, run (Henry kick); F-Henry, 20, FG; F-Black, 80, interception return (Henry kick).

Team Statistics	PSU	UF
First Downs	17	17
Total Net Yards	350	279
Yards Rushing	139	178
Yards Passing	211	101
Passes (Att-Comp-INT)	41-17-5	27-14-1
Punts-Average	8-35.5	6-35.2
Fumbles-Lost	0-0	2-1
Penalties-Yards	5-29	5-35

Individual Statistics

Rushing

PENN STATE-Royster 20 for 98; Smith 2 for 18; Redd 8 for 13; Zordich 3 for 5, 1 TD; McGloin 2 for 3, 1 TD; Suhey 1 for 2.
FLORIDA-Reed 24 for 68; Rainey 6 for 66; Hines 2 for 31, 1 TD; Demps 3 for 20; Gillislee 4 for 10, 1 TD; Henry 1 for 4; Burton 2 for 2; Brantley 1 for (-4); team 2 for (-19).

Passing

PENN STATE-McGloin 17 of 41, 211 yds., 1 TD, 5 INT.
FLORIDA-Reed 8 of 13, 60 yds.; Brantley 6 of 13, 41 yds., 1 INT; Burton 0 of 1.

Receiving

PENN STATE-Moyer 5 for 79, 1 TD; Royster 4 for 51; Brackett 2 for 28; Brown 2 for 13; Redd 1 for 16; Zug 1 for 15; Zordich 1 for 7; Suhey 1 for 2.
FLORIDA-Rainey 3 for 18; Hines 2 for 27; Burton 2 for 22; Thompson 2 for 22; Hammond 2 for 6; Demps 2 for 5; Clark 1 for 1.

Attendance: 60,574

2012 TICKETCITY: January 1, 2012

In the first meeting between Penn State and high-powered Houston since 1977, the No. 20 Cougars beat the No. 24 Nittany Lions, 30-14, in the TicketCity Bowl.

Houston entered the game No. 1 in the nation in total offense (599.0 ypg), passing offense (44.3 ypg) and scoring offense (50.8 ppg) and was impressive, gaining 600 yards. The Cougars' NCAA record-setting quarterback, Case Keenum, broke the Penn State opponent bowl and all-time records for completions (45) and attempts (69) in a game. He threw for 532 yards and three scores.

Penn State allowed just 41 points total during the first quarter in the regular season, but Houston grabbed a 17-0 lead after the opening period. The Lions outscored the Cougars, 14-13, over the final three quarters, but were not able to pull within a score.

In his final game as a Nittany Lion, Stephfon Green ran for a game-high 63 yards on 15 carries. He scored on a six-yard run midway through the second quarter, his sixth rushing touchdown of the season, to pull Penn State within 17-7. But, the Cougars responded with a 75-yard touchdown pass from Keenum to Patrick Edwards, the longest play from scrimmage allowed by the Penn State defense in the 2011 season and an opponent bowl mark. Edwards' 228 receiving yards also were a Houston bowl record and an opponent bowl mark.

With Houston leading, 27-7, in the third quarter, quarterback Rob Bolden connected with junior wideout Justin Brown on a 69-yard scoring strike to pull the Nittany Lions within two scores. The catch was a career-long for Brown and the second-longest completion in Penn State bowl history behind Chuck Herd's fingertip 72-yard reception from Tom Shuman in the 1974 Orange Bowl.

In his final game as a Nittany Lion, senior linebacker Nate Stupar made a game-high 12 tackles (seven solo), the second-highest total of his career. Linebacker Gerald Hodges recorded nine tackles and safety Drew Astorino had eight stops. Senior All-America tackle Devon Still was limited by turf toe suffered in practice days before the game.

Houston	17	7	3	3	—	30
Penn State	0	7	7	0	—	14

H-Edwards, 40, pass from Keenum (Hogan kick); H-Hogan, 35, FG; H-Johnson, 8, pass from Keenum (Hogan kick); PSU-Green, 6, run (Fera kick); H-Edwards, 75, pass from Keenum (Hogan kick); H-Hogan, 38, FG; PSU-Brown, 69, pass from Bolden (Fera kick); H-Hogan, 22, FG.

Team Statistics	PSU	UH
First Downs	14	25
Total Net Yards	306	600
Yards Rushing	169	68
Yards Passing	137	532
Passes (Att-Comp-INT)	27-7-3	69-45-0
Punts-Average	9-41.6	6-42.5
Fumbles-Lost	2-0	0-0
Penalties-Yards	6-55	6-55

Individual Statistics

Rushing

PENN STATE-Green 15 for 63, 1 TD; Redd 14 for 53; Belton 6 for 38; Bolden 6 for 16; Smith 2 for 0; team 1 for (-1).
HOUSTON-Sims 6 for 39; Hayes 2 for 20; Keenum 7 for 10; team 1 for (-1).

Passing

PENN STATE-Bolden 7 of 26, 137 yds., 1 TD, 3 INT; Belton 0 of 1.
HOUSTON-Keenum 45 of 69, 532 yds., 3 TD.

Receiving

PENN STATE-Smith 2 for 49; Green 2 for 6; Brown 1 for 69, 1 TD; Haplea 1 for 12; Suhey 1 for 1.
HOUSTON-Johnson 12 for 148, 1 TD; Edwards 10 for 228, 2 TD; Carrier 9 for 44; Williams 6 for 58; Sims 5 for 30; Smith 2 for 13; Hayes 1 for 11.

Attendance: 46,817

2014 PINSTRIPE: December 27, 2014

Sam Ficken hit a pair of pressure filled kicks to send Penn State to a 31-30 overtime win over Boston College in the New Era Pinstripe Bowl.

Ficken, who used Derek Jeter's old locker, converted a 45-yard field goal with just 20 seconds left in regulation to tie the game, 24-24, and was true on the game-winning extra point to lift Penn State to the win.

Christian Hackenberg earned MVP honors after he produced one of the finest passing games in Penn State bowl history. He set or tied nine Penn State bowl game records, including completions (34), attempts (50), passing yards (371), total offense (371) and offensive plays (58).

The Nittany Lions scored first on Hackenberg's 72-yard TD pass to Chris Godwin down the right sideline with 5:22 left in the first. The play is tied for the longest pass in Penn State's illustrious bowl history.

Murphy found Shakim Phillips in the corner end zone for a 19-yard touchdown and a 14-7 lead early in the third. He then showed he could also score using his feet with a 40-yard dash that put the Eagles ahead 21-7.

That is when Hackenberg went to work on the Eagles defense. He led Penn State on a six-play, 63-yard scoring drive that ended with a Geno Lewis 7-yard touchdown grab with no time left in the third quarter to pull Penn State within seven points, 21-14.

Hackenberg threw his third touchdown pass of the game, a toss over the middle to Hamilton that threaded the needle to tie the game with 6:48 left in the fourth quarter.

Mike Knoll put the Eagles back in the led, 24-21, on a 20-yarder with 2:10 left in the fourth, which set up Ficken's game-tying kick with 0:20 remaining.

Murphy hit David Dudeck for a 21-yard TD pass on Boston College's overtime drive, but Knoll missed the extra point for the Eagles and that was the opening Penn State needed to complete its comeback.

In overtime, Hackenberg arched a perfect ball into the hands of Carter for a 10-yard touchdown. Carter's first TD grab of the season set up Ficken's automatic kick that sent the Nittany Lions dancing on top of the Yankees' dugout.

Boston College	7	0	14	3	6	—	30
Penn State	7	0	7	10	7	—	31

PSU-Godwin, 72, pass from Hackenberg (Ficken kick); BC-Hilliman, 49, run (Knoll kick); BC-Phillips, 19, pass from Murphy (Knoll kick); BC-Murphy, 40, run (Knoll kick); PSU-Lewis, 7, pass from Hackenberg (Ficken kick); PSU-Hamilton, 16, pass from Hackenberg (Ficken kick); BC-Knoll, 20, FG; PSU-Ficken, 45, FG; BC-Dudeck, 21, pass from Murphy (kick failed); PSU-Carter, 10, pass from Hackenberg (Ficken kick).

Team Statistics	PSU	BC
First Downs	25	16
Total Net Yards	453	386
Yards Rushing	82	289
Yards Passing	371	97
Passes (Att-Comp-INT)	50-34-0	20-11-0
Punts-Average	6-34.5	6-38.3
Fumbles-Lost	2-2	0-0
Penalties-Yards	10-60	9-97

Individual Statistics

Rushing

PENN STATE-Lynch 17 for 75; Belton 3 for 8; Hackenberg 8 for 0; Blacknall 1 for (-1).
BOSTON COLLEGE-Hilliman 25 for 148, 1 TD; Murphy 11 for 105, 1 TD; Willis 4 for 19; Outlow 5 for 15; team 1 for 2.

Passing

PENN STATE-Hackenberg 34 of 50, 371 yds., 4 TD.
BOSTON COLLEGE-Murphy 11 of 19, 97 yds., 2 TD; team 0 of 1.

Receiving

PENN STATE-Godwin 7 for 140, 1 TD; Lewis 7 for 82, 1 TD; Hamilton 7 for 51, 1 TD; Carter 3 for 30, 1 TD; James 3 for 27; Belton 3 for 14; Lynch 3 for 12; Blacknall 1 for 15.
BOSTON COLLEGE-Phillips 3 for 40, 1 TD; Outlow 3 for 18; Crimmins 2 for 8; Dudeck 1 for 21, 1 TD; Alston 1 for 6; Bordner 1 for 4.

Attendance: 49,012 (Pinstripe Bowl record)

BOWL HISTORY

2016 TAXSLAYER: January 2, 2016

Facing a 21-point deficit in the third quarter, Penn State rallied to within a touchdown of Georgia, but the Nittany Lions ran out of time as the Bulldogs held on, 24-17, to win the 71st annual TaxSlayer Bowl.

Leading 24-17, Georgia tried to ice the game with less than two minutes remaining by going for it on fourth-and-2 from the Penn State 23. Jason Cabinda and Garrett Sickels stuffed Georgia's Keith Marshall for a 2-yard loss, giving the Nittany Lions a chance to tie the game with a touchdown and extra point with 1:52 remaining.

Redshirt freshman quarterback Trace McSorley, who entered the game midway through the second quarter after quarterback Christian Hackenberg left with an injury, led the Nittany Lions to the Georgia 39 with eight seconds remaining, but his Hail Mary pass attempt was batted down near the goal line.

McSorley finished completing 14-of-27 pass attempts for 142 yards and two touchdowns while also rushing seven times for 31 yards. Godwin caught six passes for 133 yards, finishing the season with 1,101 receiving yards.

Georgia took a 24-3 lead on a Sony Michel touchdown run with 4:15 remaining in the third quarter, but the Lions started their rally on the next drive, scoring their first touchdown on the first play of the fourth quarter on fourth down, capping a 10-play, 75-yard touchdown drive.

A 21-yard completion to Godwin on third-and-6 moved the Lions to midfield and a 29-yard rush by Saquon Barkley to the Georgia 15 setup the drive. Facing fourth-and-12, McSorley found Geno Lewis just inside the right sideline in the end zone following the final quarter break.

Both teams would punt and Penn State forced another Bulldog punt before finding the end zone again. A 20-yard run by Barkley started the seven-play drive, and a leaping catch by DaeSean Hamilton for a 20-yard touchdown capped it with 6:14 remaining.

Georgia was able to run 4:15 off the clock on its ensuing possession, and withstood Penn State's final rally.

Penn State	0	3	0	14	—	17
Georgia	3	14	7	0	—	24

G-Morgan, 44, FG; PSU-T. Davis, 34, FG; G-M. Mitchell, 44, pass from Godwin (Morgan kick); G-Godwin, 17, pass from Lambert (Beless kick); G-Michel, 21, run (Beless kick); PSU-Lewis, 17, pass from McSorley (T. Davis kick); PSU-Hamilton, 20, pass from McSorley (T. Davis kick).

Team Statistics	PSU	UGA
First Downs	16	17
Total Net Yards	401	327
Yards Rushing	120	166
Yards Passing	281	161
Passes (Att-Comp-INT)	42-22-1	23-12-0
Punts-Average	6-36.5	7-38.1
Fumbles-Lost	1-0	1-0
Penalties-Yards	6-39	5-45

Individual Statistics

Rushing

PENN STATE-Barkley 17 for 69; McSorley 7 for 31; Polk 3 for 10; Lynch 1 for 4; Hackenberg 1 for 4; Scott 1 for 4; Schwan 1 for 0; team 1 for (-2).

GEORGIA-Michel 20 for 85, 1 TD; K. Marshall 14 for 62; McKenzie 1 for 26; Godwin 1 for (-3); Lambert 5 for (-4).

Passing

PENN STATE-McSorley 14 of 27, 142 yds., 2 TD; Hackenberg 8 of 14, 139 yds., 1 INT.

GEORGIA-Lambert 10 of 20, 115 yds., 1 TD; Ramsey 1 of 2, 2 yds.; Godwin 1 of 1, 44 yds, 1 TD.

Receiving

PENN STATE-Godwin 6 for 133; Hamilton 5 for 71, 1 TD; Barkley 5 for 13; Lewis 3 for 53, 1 TD; Blacknall 1 for 7; Carter 1 for 3; Polk 1 for 1.

GEORGIA-M. Mitchell 5 for 114, 1 TD; Godwin 4 for 34, 1 TD; Blazevich 2 for 13; Michel 1 for 0.

Attendance: 58,212

2017 ROSE: January 2, 2017

Penn State running back Saquon Barkley totaled a career-high 306 all-purpose yards and scored three touchdowns and wide receiver Chris Godwin caught nine passes for a career-high 187 yards and two touchdowns, but No. 9 USC rallied in the fourth quarter to win the 103rd annual Rose Bowl Game on a 46-yard field goal as time expired, 52-49.

With 101 combined points, it was the highest-scoring game in the storied history of the Rose Bowl, and both teams trailed by double-digit margins in the thriller.

No. 5 Penn State trailed USC by 13, 27-14, with 6:16 remaining in the second quarter, but scored touchdowns on four consecutive offensive plays from its final play of the first half to its first three plays of the second half, building a 42-27 lead.

Tight end Mike Gesicki caught an 11-yard touchdown pass to start the run and pull Penn State within six before the halftime break. Barkley crisscrossed the field and eluded multiple Trojan defenders for a 79-yard touchdown run on the Nittany Lions' first offensive play of the third quarter, giving Penn State its first lead of the game, 28-27. On Penn State's next possession, quarterback Trace McSorley connected with Godwin for a 72-yard touchdown pass down the sideline. A Brandon Bell interception that he returned 24 yards to the USC 3 then set up a McSorley touchdown run for a game-high 15-point advantage.

The drives ranked as three of the 12 fastest scoring drives in Rose Bowl history, with McSorley's five-second touchdown run setting a record.

Both teams would trade touchdowns before the quarter ended, resulting in a 49-35 Penn State lead, but USC would score 17 points in the fourth quarter to inch back in front.

USC	13	14	8	17	—	52
Penn State	0	21	28	0	—	49

USC-Burnett, 26, pass from Darnold (Boormeester kick); USC-Boormeester, 22, FG; USC-Boormeester, 44, FG; PSU-Barkley, 24, run, (Davis kick); USC-Burnett, pass from Darnold (Boormeester kick); PSU-Godwin, 30, pass from McSorley (Davis kick); USC-Rogers, 3, pass from Darnold (Boormeester kick); PSU-Gesicki, 11, pass from McSorley (Davis kick); PSU-Barkley, 79, run (Davis kick); PSU-Godwin, 72, pass from McSorley (Davis kick); PSU-McSorley, 3, run (Davis kick); USC-Smith-Schuster, 13, pass from Darnold (Boormeester kick); PSU-Barkley, 7, pass from McSorley (Davis kick); USC-Jones, 3, run (Boormeester kick); USC-Burnett, 27, pass from Darnold (Boormeester kick); USC-Boormeester, 46, FG.

Team Statistics	PSU	USC
First Downs	23	33
Total Net Yards	465	575
Yards Rushing	211	122
Yards Passing	254	453
Passes (Att-Comp-INT)	29-18-3	54-33-1
Punts-Average	5-50.8	4-44.2
Fumbles-Lost	1-0	0-0
Penalties-Yards	5-56	10-85

Individual Statistics

Rushing

USC-Jones 20 for 55, 1 TD; Davis 6 for 43; Darnold 5 for 20; Jackson 2 for 2; Smith-Schuster 1 for 2.

PENN STATE-Barkley 25 for 194, 2 TD; McSorley 6 for 13, 1 TD; Robinson 1 for 4; Allen, Mark 1 for 0.

Passing

USC-Darnold 33 of 53, 453 yds., 5 TD, 1 INT.

PENN STATE-McSorley 18 of 29, 254 yds., 4 TD, 3 INT.

Receiving

USC-Burnett 13 for 164, 3 TD; Smith-Schuster 7 for 133, 1 TD; Rogers 5 for 42, 1 TD; Imatorhebhe 2 for 25; Jones 2 for 3; Greene 1 for 28; Jackson 1 for 24; Ware 1 for 20; Davis 1 for 14.

PENN STATE-Godwin 9 for 187, 2 TD; Barkley 5 for 55, 1 TD; Thompkins 2 for 9; Gesicki 1 for 11; 1 TD; Allen, Mark 1 for (-8).

Attendance: 95,128

2017 FIESTA: December 30, 2017

Quarterback Trace McSorley eclipsed 400 yards of total offense and became Penn State's all-time bowl game passing leader to lead the No. 9 Nittany Lions past No. 11 Washington, 35-28, in the 2017 PlayStation Fiesta Bowl. Penn State improved to 7-0 all-time in the Fiesta Bowl.

McSorley led a Penn State offense that totaled a program bowl-record 545 yards of offense, as he completed 32-of-42 passes for 342 yards and two touchdowns, while rushing 12 times for 60 yards. McSorley was particularly strong on third downs, completing 12-of-12 passing attempts for 194 yards and two touchdowns, resulting in 11 of Penn State's 13 third down conversions - its most since 2008. McSorley completed passes to nine different receivers, with DaeSean Hamilton catching five passes for 110 yards and two touchdowns to lead the group.

McSorley was named the game's offensive MVP, while safety Marcus Allen was named the defensive MVP. Allen had a team-high six solo tackles, and tied for the team lead with seven total tackles.

Running back Saquon Barkley also had a record-breaking performance, setting a Fiesta Bowl and Penn State bowl record with a 92-yard touchdown run and also tying Penn State's all-time longest run record. He finished with 137 yards rushing and two touchdowns, while also catching a team-high seven receptions and totaling 38 yards receiving.

Penn State led the game from its opening possession until the end, with Washington getting no closer than a touchdown. The Nittany Lions' 35 points scored snapped Washington's 26-game streak of holding opponents to less than 30 points. Washington entered the game with the leading FBS rushing defense at 92.3 yards per game and had allowed just one play of more than 40 yards all season, however Penn State rushed for 203 yards and had two plays go for more than 40 yards.

Washington	0	14	7	7	—	28
Penn State	14	14	7	0	—	35

PSU-Hamilton, 48, pass from McSorley (Davis, T. kick); PSU-Barkley, 2, run (Davis, T. kick); UW-Browning, 1, run (Vizcaino kick); PSU-Sanders, 1, run (Davis, T. kick); PSU, Barkley, 92, run (Davis, T. kick); UW-Gaskin, 13, run (Vizcaino kick); UW-Fuller, 28, pass from Browning (Vizcaino kick); PSU, Hamilton, 24, pass from McSorley (Davis, T. kick); UW-Gaskin, 69, run (Vizcaino kick).

Team Statistics	PSU	UW
First Downs	25	14
Total Net Yards	545	331
Yards Rushing	203	104
Yards Passing	342	227
Passes (Att-Comp-INT)	41-32-2	29-19-0
Punts-Average	2-43.0	6-47.7
Fumbles-Lost	2-1	1-1
Penalties-Yards	2-20	4-22

Individual Statistics

Rushing

WASHINGTON-Gaskin 14 for 98, 2 TD; Coleman 4 for 11; Baccellia 1 for 9; Ahmed 1 for 1; Browning 6 for (-15), 1 TD.

PENN STATE-Barkley 18 for 137, 2 TD; McSorley 12 for 60; Sanders 6 for 15, 1 TD; Team 2 for (-9).

Passing

WASHINGTON-Browning 18 of 28, 175 yds., 1 TD; Baccellia 1 of 1, 52 yds. PENN STATE-McSorley 32 of 41, 342 yds., 2 TD, 2 INT.

Receiving

WASHINGTON-Fuller 6 for 61, 1 TD; Ahmed 3 for 25; Dissly 2 for 59; Jones 2 for 23; Baccellia 2 for 9; Pettis 1 for 40; Sample 1 for 6; Gaskin 1 for 4; Coleman 1 for 0.

PENN STATE-Barkley 7 for 38; Johnson, Juwan 6 for 66; Gesicki 6 for 62; Hamilton 5 for 110, 2 TD; Stevens 3 for (-1); Thompkins 2 for 39; Blacknall 1 for 20; Sanders 1 for 4; Polk 1 for 4.

Attendance: 61,842

2019 CITRUS: January 1, 2019

Quarterback Trace McSorley led a fourth-quarter comeback attempt in his final game as a Nittany Lion, but it was not enough as No. 14 Kentucky held off No. 12 Penn State, 27-24, in the VRBO Citrus Bowl on New Year's Day in Camping World Stadium.

Penn State trailed by 20 points entering the fourth quarter, but McSorley rushed for one touchdown, threw for another and led a field goal drive. However, Kentucky took possession of the ball with 4 minutes and 12 seconds remaining and left Penn State with just 1 second on offense. Running back Benny Snell Jr. rushed for 25 yards and two first downs on eight carries. The first downs were the first of the quarter for the Wildcats, as Penn State had held them to 11 total yards previously in the frame.

After stopping Kentucky in the waning seconds, the Nittany Lions could only run one play from their own 17, and a fumble on a lateral was recovered by Kentucky's Chris Oats to secure the victory.

McSorley completed 17-of-33 passes for 246 yards and two touchdowns with one interception and was also the team's leading rusher with 75 yards and a touchdown on 19 carries. Fellow senior DeAndre Thompkins was the team's leading receiver with four receptions for 74 yards.

Snell led Kentucky with 144 rushing yards and two touchdowns on 26 carries and was named the game's Most Valuable Player.

Defensively Josh Allen paced Kentucky with three sacks, while Micah Parsons registered a career-high 14 tackles and forced a fumble for Penn State. Additionally, Kevin Givens had two sacks for the Nittany Lions, tying a school bowl record.

Kentucky dominated the odd-numbered quarters, while Penn State dominated the even-numbered quarters. The Wildcats jumped out to a 10-0 lead in the first quarter on a field goal and a Lynn Bowden Jr. 58-yard punt return before Penn State pulled within three in the second quarter on a McSorley pass to tight end Nick Bowers. Kentucky built its largest lead in the third quarter, 27-7, after a pair of Snell rushing touchdowns and another field goal. Penn State cut the deficit to three with 17 points in the fourth.

Kentucky	10	0	17	0	—	27
Penn State	0	7	0	17	—	24

UK-Butler, 28, field goal; UK-Bowden Jr., 58, punt return (Butler kick); PSU-Bowers, 1, pass from McSorley (Pinegar kick); UK-Snell, 2, run; UK-Butler, 28, field goal; UK-Snell, 12, run (Butler kick); PSU-McSorley, 1, run (Pinegar kick); PSU-Freiermuth, 18, pass from McSorley (Pinegar kick); PSU-Pinegar, 32, field goal.

Team Statistics	PSU	UK
First Downs	20	16
Total Net Yards	407	297
Yards Rushing	161	176
Yards Passing	246	121
Passes (Att-Comp-INT)	35-17-1	15-9-0
Punts-Average	5-51.2	9-44.8
Fumbles-Lost	1-1	1-0
Penalties-Yards	3-24	3-27

Individual Statistics

Rushing

KENTUCKY-Snell 26 for 144, 2 TD; Wilson 10 or 29; Rose 4 for 9; Bowden Jr. 1 for 0; Richardson 1 for (-6).

PENN STATE-McSorley 19 for 75, 1 TD; Sanders 13 for 51; Slade 4 for 27; Hamler 1 for 11; Brown, J. 1 for 4; Thomas 1 for 0; Team 1 for (-3); Clifford 1 for (-4).

Passing

KENTUCKY-Wilson 9 of 15, 121 yds.

PENN STATE-McSorley 17 of 33, 246 yds., 2 TD, 1 INT; Clifford 0 of 2, 0 yds.

Receiving

KENTUCKY-Bowden Jr. 5 for 84; Richardson 2 for 12; Conrad 1 for 21; Bouvier 1 for 4.

PENN STATE-Thompkins 4 for 74; Bowers 3 for 32, 1 TD; Freiermuth 2 for 38, 1 TD; Shorter 2 for 17; Johnson, Ju. 2 for 13; Sanders 2 for 7; Hamler 1 for 41; Dotson 1 for 24.

Attendance: 59,167

2019 COTTON: December 28, 2019

Led by a team-bowl-record 202 rushing yards by running back Journey Brown (Meadville, Pa.), No. 10 Penn State rushed for a team-bowl-record 396 yards en route to a 53-39 victory over No. 17 Memphis in the 84th annual Goodyear Cotton Bowl Classic Saturday in AT&T Stadium.

Penn State concludes the 2019 season with an 11-2 record for its 17th 11-win season in program history and third in the last four years, repeating a feat not accomplished since 1968-71. The Nittany Lions also improved to 3-0-1 all-time in the Goodyear Cotton Bowl Classic and earned their second consecutive win in a New Year's Six bowl game (Fiesta, 2017).

Brown and fellow running back Noah Cain (Baton Rouge, La.) rushed for two touchdowns each. Additionally, Brown totaled a career-high and Penn State bowl-record 202 yards, while Cain rushed for a career-high 92 yards and surpassed the school record for most rushing touchdowns by a freshman in a season (8). Brown was named the game's Most Outstanding Offensive Player and linebacker Micah Parsons (Harrisburg, Pa.), who totaled a career-high-tying 14 tackles, 3.0 tackles for loss, 2.0 sacks and two forced fumbles, was named the Most Outstanding Defensive Player.

Penn State's seven total touchdowns and five rushing touchdowns both tied Cotton Bowl records.

Memphis (12-2) was led by quarterback Brady White, who threw for 454 yards and kicker Riley Patterson, who set team, Cotton Bowl and Penn State opponent records with six field goals. However, White was intercepted twice in the second half, as senior safety Garrett Taylor (Richmond, Va.) made a pick-six late in the third quarter and freshman cornerback Marquis Wilson (Windsor, Conn.) picked off a pass at the Penn State 2-yard line late in the fourth quarter to secure the win. White was also sacked six times as Penn State surpassed the 40-sack mark for a fifth-straight season.

Memphis	13	10	13	3	—	39
Penn State	7	28	10	8	—	53

MEM-Patterson, 48, field goal; PSU-Brown, 32, run (Pinegar kick); MEM-Taylor, 3, run (Patterson kick); MEM-Patterson, 37, field goal; PSU-Cain, 1, run (Pinegar kick); PSU-Ford, 2, run (Pinegar kick); PSU-Brown, 56, run (Pinegar kick); MEM-Gainwell, 1, run (Patterson kick); PSU-Dotson, 4, pass from Clifford (Pinegar kick); MEM-Patterson, 44, field goal; MEM-White, 1, run (Patterson kick); MEM-Patterson, 51, field goal; PSU-Pinegar, 45, field goal; MEM-Patterson, 41, field goal; PSU-Taylor, 15, interception return (Pinegar kick); MEM-Patterson, 42, field goal; PSU-Cain, 1, run (Freiermuth pass from Clifford).

Team Statistics	PSU	MEM
First Downs	25	27
Total Net Yards	529	549
Yards Rushing	396	63
Yards Passing	133	479
Passes (Att-Comp-INT)	11-20-1	33-53-2
Punts-Average	3-45.3	3-33.0
Fumbles-Lost	0-0	2-0
Penalties-Yards	2-15	8-45

Individual Statistics

Rushing

MEMPHIS-Taylor 8 for 50, 1 TD; Gainwell 9 for 34, 1 TD; Gibson 2 for 6; Jones 1 for 2; Austin 2 for (-6); White 11 for (-23), 1 TD.

PENN STATE-Brown 16 for 202, 2 TD; Cain 15 for 92, 2 TD; Slade 5 for 58; Clifford 13 for 28; Hamler 2 for 14; Ford 2 for 2, 1 TD.

Passing

MEMPHIS-White 32 of 51, 454 yds., 2 INT; Jones 1 of 1, 25 yds.; Taylor 0 of 1.

PENN STATE-Clifford 11 of 20, 133 yds., 1 TD, 1 INT.

Receiving

MEMPHIS-Coxie 8 for 132; Gainwell 7 for 78; Gibson 6 for 99; Jones 4 for 73; Austin 3 for 39; White 1 for 25; Daniel 1 for 9; Taylor 1 for 9; Samuel 1 for 8; Wilson 1 for 7.

PENN STATE-Dotson 3 for 26, 1 TD; Hamler 2 for 46; Freiermuth 2 for 39; George 2 for 15; Brown 2 for 7.

Attendance: 54,828



Running back Journey Brown ran for a Penn State bowl-record 202 yards in the Cotton Bowl to earn Most Outstanding Offensive Player.



Linebacker Micah Parsons recorded 14 tackles, three tackles for loss, two sacks and two forced fumbles in the Cotton Bowl to earn Most Outstanding Defensive Player honors.

BOWL HISTORY

2022 OUTBACK: January 1, 2022

Penn State fell 24-10 against No. 22/24/21 Arkansas in the Outback Bowl in Raymond James Stadium.

The Nittany Lions went into halftime with a 10-7 lead, but a strong rushing attack by Arkansas helped the Razorbacks to a victory.

Sean Clifford completed 14-of-32 passes for 195 yards and a touchdown and added 47 rushing yards. Parker Washington hauled in seven catches for 98 yards, while KeAndre Lambert-Smith had three receptions for 74 yards, including a 42-yard touchdown in the second quarter.

Ji'Air Brown led the Penn State defense with two interceptions, both in the first half, and six tackles. Curtis Jacobs recorded a career-high 10 tackles, including a sack, and Nick Tarburton had a career-best seven tackles with two for loss and a sack. Smith Vilbert set a Penn State bowl record, and tied the Outback Bowl record, with three sacks.

The Razorbacks got on the board in the closing seconds of the first quarter on a 3-yard touchdown run by Raheim Sanders. The Nittany Lions evened the score with 10:53 remaining in the second when Clifford found a wide open Lambert-Smith downfield for a 42-yard touchdown.

Penn State took its first lead of the day later in the second on a 33-yard field goal by Jake Pinegar.

Arkansas re-took the lead on the opening drive of the second half on an 8-yard touchdown run by Jefferson. The Razorbacks extended their lead to seven midway through the third on a 36-yard field goal by Cam Little. The Razorbacks pushed the lead to 24-10 with 2:08 to go in the third on a 1-yard touchdown by Sanders. Arkansas got a key turnover in the opening minutes of the fourth on an interception by Joe Foucha in the end zone.

Arkansas	7	0	17	0	—	24
Penn State	0	10	0	0	—	10

ARK-Sanders, 3, run (Little kick); PSU-Lambert-Smith, 42, pass from Clifford (Pinegar kick); PSU-Pinegar, 43, field goal; ARK-Jefferson, 8, run (Little kick); ARK-Little, 36, field goal; ARK-Sanders, 1, run (Little kick).

Team Statistics	PSU	ARK
First Downs	17	25
Total Net Yards	323	451
Yards Rushing	125	353
Yards Passing	198	98
Passes (Att-Comp-INT)	15-32-2	14-20-2
Punts-Average	5-39.4	5-44.4
Fumbles-Lost	1-0	1-0
Penalties-Yards	3-10	6-40

Individual Statistics

Rushing

ARKANSAS-Jefferson 20 for 11, 1 TD; Sanders 13 for 79; Johnson 11 for 77; Hornsby 4 for 67; Green 4 for 26; Smith 2 for 6; Warren, 2 for (-6).

PENN STATE-Clifford 12 for 46; Lee 4 for 35; Cain 5 for 28; Washington 2 for 12; Ford 1 for 4; Veilleux 2 for 3.

Passing

ARKANSAS-Jefferson 14 for 19, 98 yds., 1 INT; Thompson 0 for 1, 1 INT.

PENN STATE-Clifford 14 for 32, 195 yds., 1 TD, 2 INT; Veilleux, 1 for 2, 3 yds.; Stout, Jordan 0 for 1.

Receiving

ARKANSAS-Warren 3 for 33; Morris 3 for 32; Stephens 3 for 5; Knox 2 for 11; Thompson 1 for 12; Kern 1 for 8; Johnson 1 for (-3).

PENN STATE-Washington 7 for 98; Lambert-Smith 3 or 74, 1 TD; Cain 2 for 12; Lee 1 for 15; Warren 1 for 0; Strange 1 for (-1).

Attendance: 46,577

2023 ROSE: January 2, 2023

Penn State defeated Utah, 35-21, in the 109th Rose Bowl Game. The Nittany Lions put up 448 yards of total offense and recorded two takeaways in the program's second Rose Bowl win. The Nittany Lions reach the 11-win plateau for the 19th time in program history.

Senior quarterback Sean Clifford was named as the Rose Bowl Offensive Player of the Game, while senior safety Ji'Air Brown earned Rose Bowl Defensive Player of the Game accolades.

Clifford led the way for the Nittany Lion offense, going 16-for-22 with 279 yards and two touchdowns. Clifford's 88-yard touchdown pass to KeAndre Lambert-Smith in the fourth quarter is the longest passing play in Rose Bowl history.

Nicholas Singleton capped off his historic true freshman season with 120 rushing yards and two touchdowns in the Rose Bowl. Singleton's 87-yard touchdown run in the third quarter is the third-longest run in Rose Bowl history and the second-longest in Penn State bowl history. With the run, the Nittany Lions now own two of the five longest rushes in the history of the Rose Bowl, including Ki-Jana Carter's 83-yard run in the 1995 Rose Bowl.

Kaytron Allen and Mitchell Tinsley recorded the additional Nittany Lion scores in the game, and Lambert-Smith finished with a career-high 124 receiving yards.

Kalen King and Ji'Air Brown recorded interceptions as Penn State turned in a solid defensive outing. Curtis Jacobs picked up a career-high two sacks in the game.

The Nittany Lions found the end zone in the first quarter on a 5-yard touchdown run by Singleton. A Tinsley touchdown catch capped off Penn State's next drive, as the teams traded touchdowns in the second quarter.

In the third quarter, Singleton scored his second touchdown of the game on an 87-yard scamper to break the 14-14 deadlock with 10:17 remaining in the frame. With the score sitting at 21-14 entering the fourth quarter, Penn State ran just two plays before Clifford aired out a pass to Lambert-Smith for an 88-yard score. Penn State tacked on a fourth-quarter touchdown as Allen scored on a 1-yard run.

Penn State	7	7	7	14	—	35
Utah	0	14	0	7	—	21

PSU-Singleton, 5, run (Pinegar kick); Utah-Yassmin, 1, pass from Rising (Noyes kick); PSU-Tinsley, 10, pass from Clifford (Pinegar kick); Utah-Jackson, 19, run (Noyes kick); Singleton, 87, run (Pinegar kick); Lambert-Smith, 88, pass from Clifford (Pinegar kick); Allen, 1, run (Pinegar kick); Utah-Dixon, 5, pass from Barnes (Noyes kick)

Team Statistics	PSU	UTAH
First Downs	15	23
Total Net Yards	448	391
Yards Rushing	169	184
Yards Passing	279	207
Passes (Att-Comp-INT)	22-16-0	40-18-2
Punts-Average	5-46.4	5-40.8
Fumbles-Lost	0-0	0-0
Penalties-Yards	3-33	4-25

Individual Statistics

Rushing

PENN STATE-Singleton 7 for 120, 2 TD; Allen 11 for 37, 1 TD; Smith 4 for 15; Clifford 8 for (-1); TEAM 1 for (-2).

UTAH-Jackson 13 for 81, 1 TD; Bernard 11 for 59; Rising 9 for 56; Parks 1 for 9; Dixon 1 for 5; Vele 1 for (-9); Barnes 7 for (-17).

Passing

PENN STATE-Clifford 16 for 21, 279 yds, 2 TD; Allar 0 for 1, 0 yds.

UTAH-Rising 8 for 21, 95 yds, 1 TD, 1 INT; Barnes 10 for 19, 112 yds, 1 TD, 1 INT.

Receiving

PENN STATE- Tinsley 6 for 49, 1 TD; Lambert-Smith 3 for 124, 1 TD; Allen 3 for 16; Wallace III 2 for 47; Johnson 1 for 28; Warren 1 for 15.

UTAH-Dixon 6 for 64, 1 TD; Vele 5 for 100; Bernard 3 for 8; Kendall 1 for 14; Parks 1 for 12; Jackson 1 for 8; Yassmin 1 for 1, 1 TD.

Attendance: 94,873

2023 PEACH: December 30, 2023

Penn State fell, 38-25, to Ole Miss in the Chick-fil-A Peach Bowl.

Penn State put up 510 yards of total offense in the game, its third-highest mark ever in a bowl game. Quarterback Drew Allar completed 19-of-39 pass attempts for 295 yards, two touchdowns, and an interception in his first bowl game start.

Tight end Tyler Warren led the Nittany Lion pass-catchers, recording five grabs for a career-best 127 yards, including a 75-yard catch-and-run in the first quarter that set up a receiving touchdown for fellow tight end Theo Johnson. Warren's 127 receiving yards are the most by a Penn State tight end in a bowl game.

A 26-yard field goal by Alex Felkins marked the first points of the game. Ole Miss tied the game at three apiece on their next trip down the field. The Rebels scored the first touchdown of the game with 30 seconds left in the first quarter to take a 10-3 lead.

On the following drive, a 75-yard pass to Warren from Allar set Penn State up with a first down at the Ole Miss 5-yard line. Allar tossed a 2-yard, fourth-and-goal pass to Johnson for the Nittany Lions' first touchdown of the game.

A 45-yard field goal by Ole Miss and a 37-yard touchdown pass by Jaxson Dart to Caden Prieskorn pushed their lead to 20-10. Penn State answered immediately with a 75-yard touchdown drive of its own as Beau Pribula tossed a 48-yard touchdown pass to Nicholas Singleton.

Ole Miss knocked through a 52-yard field goal to open the scoring in the second half and added a touchdown plus a two-point conversion to go up 31-17 with 4:10 left in the third quarter.

The Rebels tacked on a fourth-quarter touchdown to go up 38-17 with 6:29 left to play. Allar threw his second touchdown pass of the day, this time a 14-yard score to Harrison Wallace III, and Pribula converted the ensuing two-point conversion try with a pass to Singleton, to cut the Ole Miss lead to 38-25.

Ole Miss	10	10	11	7	—	38
Penn State	3	14	0	8	—	25

PSU-Felkins, 26, field goal; OM-Davis, 36, field goal; OM-Prieskorn, 6, pass from Dart (Davis kick); PSU-Johnson, 2, pass from Allar (Felkins kick); OM-Davis, 45, field goal; OM-Prieskorn, 37, pass from Dart (Davis kick); PSU-Singleton, 48, pass from Allar (Felkins kick); OM-Davis, 52, field goal; OM-Judkins, 14, pass from Dart (Davis kick); OM-Dart, 2, run (Davis kick); PSU-Wallace, 14, pass from Allar (Singleton pass from Pribula)

Team Statistics	PSU	OM
First Downs	21	30
Total Net Yards	510	540
Yards Rushing	167	146
Yards Passing	343	394
Passes (Att-Comp-INT)	20-40-1	26-41-0
Punts-Average	5-49.4	5-43.2
Fumbles-Lost	1-1	1-0
Penalties-Yards	6-50	5-26

Individual Statistics

Rushing

PENN STATE-Allen 10 for 51; Singleton 8 for 50; Allar 5 for 40; Pribula 3 for 16; Potts 2 for 10.

OLE MISS-Judkins 34 for 106; Bentley IV 3 for 19; Dart 8 for 14, 1 TD; Pegues 1 for 8; TEAM 1 for -1.

Passing

PENN STATE-Allar 19 for 39, 295 yds, 2 TD, 1 INT; Pribula 1 for 1, 48 yds, 1 TD.

OLE MISS-Dart 25 for 40, 379 yds, 3 TD; Watkins 1 for 1, 15 yds.

Receiving

PENN STATE-Warren 5 for 127; Singleton 4 for 86, 1 TD; Wallace III 4 for 67, 1 TD; Clifford 3 for 25; Johnson 2 for 16, 1 TD; Dinkins 1 for 12; Allar 1 for 10.

OLE MISS-Prieskorn 10 for 136, 2 TD; Harris 7 for 134; Wade 3 for 61; Lee 3 for 29; Dart 1 for 15; Judkins 1 for 14, 1 TD; Wolfe 1 for 5.

Attendance: 71,230

PENN STATE UNIVERSITY

A Land Grant Institution

Penn State’s historic mission of teaching, research, and public service — launched under the most modest of circumstances more than 150 years ago — now reaches into virtually all parts of Pennsylvania. Consider, for example, that the University now has 24 campuses across the Commonwealth, putting a Penn State education within practical reach of nearly every Pennsylvanian. In fact, 96 percent of Pennsylvania residents live within a 30-mile radius of a Penn State campus and nearly two-thirds of Penn State’s undergraduates are Pennsylvania residents.

Penn State is Pennsylvania’s largest nongovernmental employer and has employees and expenditures in every one of its 67 counties. The University generates a total economic impact across the Commonwealth that surpasses \$11.6 billion annually and is consistently ranked among the top 1% of the world’s universities.

Part of that impact is derived from Penn State’s research program, which brought in a record \$663.7 million in federal funds to Pennsylvania last year. In addition, as part of its Invent Penn State initiative, the University has funded 21 innovation hubs, designed to bolster entrepreneurship and economic development in communities surrounding its campuses across Pennsylvania.

Penn State’s outreach and online programs — ranging from 4H to Cooperative Extension, from summer camps to public broadcasting — provide educational and service programs to more than a million Pennsylvania households annually.

The University’s presence throughout Pennsylvania today contrasts sharply with its humble beginnings. Chartered as a college of scientific agriculture, the institution was located in rural Centre County after James Irvin, a partner in the Centre Furnace iron works (remains of which can be seen today along East College Avenue), offered to donate 200 acres of farmland for a campus.

Founding President Evan Pugh wanted the fledgling institution to embody a new approach to higher education that blended classical studies with subjects that had practical value. He joined similar visionaries in other states in convincing Congress to pass the Morrill Land-Grant Act in 1862. The act gave individual states tracts of federal land to sell; the proceeds supported colleges that agreed to include engineering, science and the liberal arts as well as agriculture in their course of studies. In 1863, the Pennsylvania legislature designated Penn State the Commonwealth’s sole land-grant institution. The lawmakers in effect bestowed on the privately incorporated college a public character. In return for state support, the institution assumed obligations of teaching, research and service that are normally associated with publicly owned land-grant universities in other states.

By the 1890s Penn State was making its mark. It ranked among the nation’s 10 largest undergraduate engineering schools, a distinction it still holds. It established one of the nation’s first collegiate agricultural experiment stations, and Professor Whitman Jordan’s pioneering research on using fertilizers for soil enrichment had global impact on crop yields.

Penn State in 1871 became one of the first land-grant schools in the Northeast to admit women, graduated its first international student in 1890, and its first African-American student in 1905. Today, Penn State draws nearly 10,000 students from around the world to study at its campuses, and the international students, researchers and scholars who come to Penn State represent more than 140 countries.

In the early 1900s, President Edwin E. Sparks supported a number of efforts to “carry the college to the people,” as he liked to say. Technical institutes were established in various locations statewide for engineering education, beginning with an evening school in Allentown in 1910. In 1912, Penn State helped create a system of county agents in agriculture and home economics. Today, the Penn State World Campus, which offers one curriculum at multiple access points to meet people where they are, builds on that outreach tradition.

But undergraduate education remained foremost. Enrollment surpassed 5,000 students by 1936, including those attending several undergraduate centers that were created for students who, in the depths of the Great Depression, could not afford to leave their hometowns to get a college education. The centers offered the first year of baccalaureate studies and were the predecessors of today’s statewide system of campuses. Thanks to this innovative approach to higher education, Penn State in the 1930s became Pennsylvania’s largest single source of baccalaureate degrees, a distinction it holds to this day.

Following World War II, Penn State underwent unprecedented expansion, first to meet the needs of returning military veterans and later to accommodate the Baby Boom generation. Total enrollment at all Penn State campuses climbed to 40,000 by 1970.

The University also emerged on the national scene as a research powerhouse in fields as diverse as dairy science, acoustics, psychology and diesel engineering. The expansion of research went hand in hand with a steady increase in the number of graduate students. The University awarded its first graduate degree — a master’s degree in scientific agriculture — in 1862, and the Graduate School was established in 1922.

The University Park campus is Penn State’s administrative and research hub. In addition, there are 19 primarily undergraduate campuses; Penn State Health Milton S. Hershey Medical Center and the College of Medicine; Pennsylvania College of Technology; Penn State Law; Dickinson Law; Penn State Great Valley School of Graduate Professional Studies; and Penn State World Campus.

To date, Penn State has awarded more than 934,000 degrees, hallmarks of an educational experience second to none in quality. In addition, Penn State alumni — including nearly 390,000 in Pennsylvania alone — have job- and social-networking opportunities that no other college or university in the Commonwealth can surpass.



PRESIDENT NEELI BENDAPUDI



Neeli Bendapudi has served as the nineteenth president of Penn State since May 9, 2022. With a thirty-year career in academia, President Bendapudi is committed to student success, fostering inclusive excellence, and creating opportunities for students, faculty, and staff to thrive.

Raised in India, Bendapudi moved to the United States to pursue her doctoral studies at the University of Kansas and to launch her career as an academic leader and educator.

Prior to coming to Penn State, where she leads the University's twenty-four-campus network and top-ranked online World Campus, Bendapudi was president of the University of Louisville from 2018 to 2021. During this time, she oversaw a series of transformative efforts spanning academics; finance; the health enterprise; philanthropy; athletics; diversity, equity, and inclusion; and more. Under her leadership, the university recruited its largest and most diverse freshman class, reached record enrollment levels, improved four-year graduation rates, increased annual sponsored research, improved the university's financial stability, and stabilized the health system.

Among her professional achievements, Bendapudi has served as provost and executive vice chancellor at the University of Kansas from 2016 to 2018, dean of the School of Business at the University of Kansas from 2011 to 2016, and as founding director of the Initiative for Managing Services at the Ohio State University (OSU) from 2005 to 2011. As an educator, she has taught marketing at the University of Louisville, University of Kansas, Texas A&M University, and OSU.

In addition to her higher education leadership experience, Bendapudi previously served as executive vice president and chief customer officer for Huntington National Bank and has consulted for some of the world's largest companies and organizations, including ALG, Procter & Gamble, and the U.S. Army.

With a background in the study of consumer behavior in service contexts, her research focuses on customers' willingness to maintain long-term relationships with firms and with the brands and employees that represent them. Her work has been published in the *Journal of Academic Medicine*, *Harvard Business Review*, *Journal of Marketing*, *Journal of Marketing Research*, *Journal of Retailing*, and *Journal of Service Research*.

Bendapudi has been recognized for contributions in her field and has been honored at the national and university levels, including with the Academy of Marketing Science Outstanding Marketing Teacher Award. In 2014, she was inducted into the University of Kansas' Womens Hall of Fame, which recognizes individuals for significant contributions and achievements, overall impact, and outstanding character.

In addition, *Diverse Issues in Higher Education* referenced Bendapudi as one of twenty-five women "who have made a difference in the academy" (2021), *Enterprising Women* recognized her among a select group of women who "are making a difference in business and in the community" (2021), and *Louisville Business First* highlighted Bendapudi among twenty-five local leaders named to the publication's annual list of "Most Admired CEOs" for strong leadership exhibited during a year of unprecedented challenges (2020).



Along with her professional endeavors, Bendapudi is a former Leadership Foundation Fellow, a member of the International Women's Forum, and serves on the board of the American Council on Education and Internet 2.0.

Bendapudi earned her bachelor's degree in English and MBA from Andhra University in India and her doctorate in marketing from the University of Kansas.



VP FOR INTERCOLLEGIATE ATHLETICS DR. PATRICK KRAFT



An accomplished administrator, Dr. Patrick Kraft began his tenure as the Vice President for Intercollegiate Athletics at Penn State on July 1, 2022. Kraft came to Penn State after serving two years as the director of athletics at Boston College. Believing the foundation and future success of an athletics department is based on developing and caring for the whole person, Kraft has a long history of a strong commitment to student-athlete development in and out of competition, while also being an advocate for coaches and staff.

Penn State President Neeli Bendapudi introduced Kraft as the new leader of the Nittany Lions on April 29, 2022.

“Pat is an exceptional and inspiring leader with the vision, experience and drive to excel in this role and to build upon our tradition of intercollegiate athletic success,” said Bendapudi at the time of his hire. “Along with having a bold vision for excellence and an impressive record of achievement, Pat values teamwork and cares above all about the success and development of student-athletes and coaches on and off the field. With Pat at the helm of our athletics department, the possibilities of what we can accomplish ahead are unlimited.”

Kraft’s career includes leadership roles at Penn State University, Boston College, Temple University, Loyola University Chicago and Indiana University. In addition, he has taught business, sports marketing and management courses throughout his career and is a former Big Ten football student-athlete.

During the 2023-24 academic year and Kraft’s second year leading the department, Penn State won a National Championship in wrestling and seven conference championships, while also having 22 teams participate in NCAA Championships, the WBIT or bowl games. The Nittany Lions had six individual NCAA Champions (five wrestlers and a track & field athlete) and 19 teams were nationally ranked during their respective seasons. It was another exceptional year in the classroom for PSU student-athletes, who posted semester GPAs of 3.24 in the fall and 3.29 in the spring. Penn State student-athletes earned a record 93% NCAA Graduation Success Rate (GSR) and 12 programs earned perfect 100% ratings.

In Kraft’s first year at the helm of the Blue & White, Penn State finished No. 15 in the Learfield Directors’ Cup standings, the highest finish for the Nittany Lions since 2018-19. Overall, Penn State had one National Championship (wrestling), three NCAA National Semifinal appearances (field hockey, men’s volleyball, men’s lacrosse), nine conference championships, a Rose Bowl Championship, 20 teams made appearances in their respective NCAA Championships and 16 teams were ranked during their season. Academically, Penn State had a 3.25 departmental grade point average (GPA) for the 2022-23 academic year, 142 student-athletes graduate, 421 Academic All-Big Ten selections and 174 Big Ten Distinguished Scholars (3.7 GPA during academic year). Penn State also had a then-record-tying 92% graduation success rate as of Fall 2022.

Student-athlete welfare has been a key focus of Kraft’s during his first two years leading a department that consists of more than 800-plus student-athletes. Kraft created a mental health and wellness department to provide health and wellness resources and support to the student-athletes, and also upgraded numerous nutrition fueling stations across all athletics facilities.

Six construction projects are coming to fruition under Kraft’s leadership, including a Performance Dining and Student Wellness Center in the Greenberg Indoor Sports Complex, East Area Locker Room renovation, Jeffrey Field Soccer Operations Center, Indoor Practice Bubble, upgrades to the Lasch Football Building and a multi-year renovation plan for Beaver Stadium.

In his two years as the director of athletics at Boston College, Kraft guided 31 varsity teams, oversaw numerous fundraising efforts, renovated spaces which would have the greatest impact on student-athletes, and was responsible for expanding the department’s mental health and reporting resources. Under his leadership, the Eagles excelled in the classroom and in competition with 70% of all student-athletes earning a 3.00 GPA or better in the 2021 fall and spring semesters and five teams being ranked in the top 25 nationally. Among the other accomplishments for Kraft during his time at Chestnut Hill included Boston College earning its sixth NCAA Championship, and the first for the women’s lacrosse team, the first postseason victory for women’s volleyball, and two bowl game qualifications for the football program.

Under Kraft, Boston College met fundraising goals to support efforts for a future practice facility for the men’s and women’s basketball programs, fully endowed head coach positions for ski and women’s ice hockey, support athletics scholarships and financial aid, and more. He led \$84 million in fundraising and completed more than 11 capital projects. The Student-Athlete Academic Advising space was renovated to support student-athletes in their pursuit of academic excellence, and construction was completed on a new football locker room and training room, as well as the Barry Gallup Sports Medicine Facility, which offers a state-of-the-art saltwater therapy room, new hydrotherapy pools, recovery rooms, nutrition centers and rehabilitation spaces, during Kraft’s tenure.

Kraft also led the department into a new apparel and footwear partnership, the largest financial footwear and apparel agreement in Boston College Athletics history.

Prior to his tenure at Boston College, Kraft served as the director of intercollegiate athletics at Temple University after spending two years as the university’s deputy athletic director.

During his five years at the helm at Temple, Kraft oversaw a department of 180 employees with 19 sports and more than 500 student-athletes. He was responsible for all facets of athletics administration, including academics, NCAA Title IX compliance, diversity and finances, and led the hiring of new head coaches in football, men’s basketball, men’s and women’s soccer, and field hockey. Along with significant program milestones for women’s lacrosse, fencing, gymnastics, men’s crew and women’s rowing under Kraft’s leadership, the football team won the

2016 American Athletic Conference Championship (AAC) and made five-straight bowl appearances for the first time in school history, the men’s basketball team won the 2015-16 regular season AAC title and the women’s basketball team made the 2017 NCAA Tournament for the first time in five years.

With a focus on student-athlete academic performance, career development and mental health, at Temple, Kraft also led an effort to improve classroom performance resulting in an NCAA Academic Performance Rate (APR) that ranked fourth among Division I FBS institutions in 2018-19, followed by a school record 90% Graduation Success Rate for 2019. He also oversaw planning and fundraising efforts for more than \$55 million in construction and renovation projects, including the Temple Sports Complex for men’s and women’s soccer, field hockey, women’s lacrosse and track & field, as well as enhancements to locker room facilities for all 19 sports, an all student-athlete lounge, multiple student-athlete nutrition centers and updated practice facilities for several sports.

Kraft has served on a number of committees, including the NCAA Football Oversight Committee, NCAA Football Competition Committee, NCAA Women’s Basketball Committee, NCAA Strategic Vision and Planning Committee, LEAD1 working group on student-athlete time demands, Collegiate Athletic Leadership Symposium faculty member and AAC finance committee. He served as vice chair of the Athletic Directors of the AAC and has been an invited speaker at the National Association of Collegiate Directors of Athletics annual convention.

Kraft was recognized by Sports Business Journal as “one of the top 40 sports executives under the age of 40” and the Philadelphia Business Journal as “one of the top Business Executives in Philadelphia under the age of 40.” His scholarly work has been published in the International Journal of Sports Marketing and Sponsorship, International Journal of Sport Management and Marketing, Sport Marketing Quarterly and Branding in Sport Business.

A native of Libertyville, Illinois, Kraft earned a bachelor’s degree in sport marketing management, a master’s degree in sport marketing administration and his doctoral degree in sport management, all from Indiana University.

Kraft and his wife, Betsy, have a daughter, Annabelle, and son, Joseph.



ATHLETIC DEPARTMENT LEADERSHIP



Vinnie James
Deputy AD for Internal Operations



Adam Miller
Deputy AD for External Affairs and Engagement



Dr. Lauren Rhodes
Deputy AD for Student-Athlete Welfare and Development/SWA



Brandi Stuart
Deputy AD for Administration and External Operations



Alyssa Francona
Senior Associate AD for Advancement



Matt Jakoubek
Senior Associate AD for Compliance



Rick Kaluza
Senior Associate AD for Finance & Business Operations



Kristina Petersen
Senior Associate AD for Strategic Communications



Nicholas Colella
Chief of Staff



Herb Combs
Associate AD for Facilities Management and Operations



Jenn James
Associate AD for Events



Rob Kristiniak
Associate AD for Ticketing Sales & Service



Dana Crouse
Assistant AD for Marketing and Fan Experience



Rhian Davis
Assistant AD for Performance Enhancement – Olympic Sports



Jonny Dierks
Assistant AD for Annual Giving



Omar Easy
Assistant AD for the Brand Academy



Christina Gatehouse
Assistant AD for Human Resources



Ben Herman
Assistant AD for Equipment Operations



Sarah Higgins
Assistant AD for Creative Content and Branding



Meighan Julbert
Assistant AD for Student-Athlete Development and Enrichment



Nikki Jupe
Assistant AD for Performance Nutrition Services



Greg Kincaid
Assistant AD for Football Communications and Content



Chuck Losey
Assistant AD for Football Performance Enhancement



Renee Messina
Assistant AD for Athletic Training Services



Monica Mock
Assistant AD for Compliance



Tom Morris
Assistant AD for High Performance – Olympic Sports



Jim Nachtman
Assistant AD for Media and Video Production




George Peters
Assistant AD for Grounds Operations and Golf Course



Rachel Rito
Assistant AD for Football Day Operations and Events



Jason Rost
Assistant AD for Ticket Initiatives



Bobby White
Assistant AD for Premium Seating



Rand Allison
Director of Information Technology



Joe Hughes
General Manager for Penn State Golf Courses



Ericka Lavender
Director of the Morgan Academic Support Center



Tamla Lewis
Athletics Integrity Officer



Dennis Scanlon
NCAA Faculty Representative

PENN STATE HEAD COACHES



Alexandra McIntyre
Women's Tennis



Lisa Bervinchak Love
Field Hockey



Hollie Bonewit-Cron
Men's & Women's
Swimming & Diving



Sarah Brown
Women's Gymnastics



Jeff Cook
Men's Soccer



Clarisa Crowell
Softball



Erica Dambach
Women's Soccer



Missy Doherty
Women's Lacrosse



James Franklin
Football



Guy Gadowsky
Men's Hockey



Mike Gambino
Baseball



John Gondak
Men's & Women's Cross
Country and Track & Field



Randy Jepson
Men's Gymnastics



Jeff Kampersal
Women's Hockey



Carolyn Kieger
Women's Basketball



Mark Leon
Men's Golf



Bruce Lipka
Men's Tennis



Mark Pavlik
Men's Volleyball



Mike Rhoades
Men's Basketball



Cael Sanderson
Wrestling



Katie Schumacher-Cawley
Women's Volleyball



Kristen Simpson
Women's Golf



Jeff Tambroni
Men's Lacrosse



Matteo Zennaro
Men's & Women's
Fencing (Interim)

PENN STATE ATHLETICS: A NATIONAL LEADER IN COMPREHENSIVE EXCELLENCE



Penn State Wrestling earned its 12th NCAA National Championship. The Lions have won 11 of the last 13 contested NCAA championships.

2023-24 HIGHLIGHTS

WE ARE!

- There are more than 800 Penn State student-athletes, participating in 31 varsity programs (16 men's, 15 women's), tied for the fourth-highest number of sports sponsored by a Football Bowl Subdivision (FBS) institution.
- The Nittany Lions finished 2023-24 ranked No. 23 in the Learfield Directors' Cup standings, while finishing with one National Championship, seven conference championships and 22 teams making appearances in their respective NCAA Championships, WBIT or bowl games.
- A total of 19 teams were ranked during their season for the 2023-24 athletic year.

NATIONAL CHAMPIONS

- Penn State Wrestling under head coach Cael Sanderson continued its dominance by winning its 11th NCAA title in the last 13 championships held, and 12th in program history.
- Levi Haines, Carter Starocci, Aaron Brooks and Greg Kerkvliet all won individual NCAA Wrestling titles. For Starocci and Brooks, they became sixth and seventh four-time NCAA Champions in NCAA history.
- Cheickna Traore, had a dominating season for the men's track & field team, winning the 200-meter individual national crown at NCAA Outdoor Championships, after finishing second in the event at NCAA Indoor Championships.

CONFERENCE CHAMPIONS

- Jeff Cook led the men's soccer program to its seventh Big Ten regular-season title and second in his six years at the helm.
- Wrestling claimed the Big Ten Dual Meet Championship and Big Ten Tournament crown. The Nittany Lions had five individual champions at the Big Ten Tournament — Brooks, Braeden Davis, Haines, Kerkvliet and Mitchell Mesenbrink.
- Women's hockey, led by Jeff Kampersal, won their third-straight CHA regular-season title and second-straight CHA Tournament crown with a 22-13-3 record.
- Men's volleyball, led by Mark Pavlik, won both the regular-season and tournament EIVA titles for the 37th and 34th times, respectively.
- Mariano Lazerini won the 100 breaststroke for the men's swimming and diving team at the Big Ten Championships to become the first Nittany Lion to win the event and the first Penn Stater individual champion since 2021.

- The men's indoor track & field squad pulled in four conference individual championships with Traore winning the 60- and 200-meters, Handal Roban winning the 600-meters and the 4x400 relay team of Austin Gallant, Korbin Martino, James Onwuka and Traore earning the top spot.
- For the women's indoor track & field team, Hayley Kitching won the female Big Ten Athlete of the Championship with victories in the 600- and 800-meters, while Chloe Royce took home the pentathlon title.
- Women's track & field's Florence Caron won Big Ten titles in the 10,000- and 5,000-meter events at the conference outdoor championships and won Big Ten Athlete of the Championships honors. In addition, Kitching won the 800-meters at the Outdoor Championship.

FALL HIGHLIGHTS

- Football posted its second-straight 10-win season and earned the program's first berth into the Chick-fil-a Peach Bowl. Olumuyiwa Fashanu was a consensus All-American and Big Ten Offensive Lineman of the Year before becoming a first-round draft pick of the New York Jets in the 2024 NFL Draft.
- Women's volleyball made its 43rd consecutive NCAA Tournament appearance and advanced to the NCAA Regional Semifinal on the way to a No. 12 final ranking in the AVCA poll.

- Erica Dambach and the women's soccer team extended the nation's second-longest NCAA Tournament appearance streak to 29-straight years where they advanced to the Elite Eight. The program had a record five players selected in the NWSL Draft.
- Peter Mangione earned Academic All-America accolades to go along with his second Big Ten Offensive Player of the Year honor for the Big Ten regular-season champion men's soccer program.
- The women's cross country squad reached the NCAA Championships where they finished 31st.

WINTER HIGHLIGHTS

- Aaron Brooks claimed the Hodge Trophy for the nation's top collegiate wrestler to become the program's fifth wrestler to claim the honor (seven awards won).
- Women's hockey advanced to the NCAA Tournament and finished the season ranked 13th. Tessa Janecke, who was the CHA Player of the Year, earned a spot on the Team USA roster for the IIHF World Championships where they won the silver medal.
- Men's volleyball had four All-American selections and advanced to the NCAA Quarterfinals, while finishing eighth in the final AVCA rankings.
- Men's track & field head coach John Gondak was the Indoor Track & Field Mid-Atlantic Regional Coach of the Year.



Penn State women's ice hockey won its second-straight CHA Tournament title in 2023-24.



Cheickna Traore was the 200-meter individual national champion at the NCAA Outdoor Championships.

- The fencing program under first-year head coach Matteo Zannaro finished fifth in the NCAA Championships. Neil Lilov finished second at NAAs in the sabre for the men's squad.
- Sarah Brown guided the women's gymnastics to the NCAA Regional Final with a school-record 197.050 team score and finished the season ranked 15th. Amani Herring qualified for the NCAA Championships in balance beam.
- Women's basketball, led by Makenna Marisa and Ashley Owusu, reached the WBIT Semifinal. Owusu went on to be drafted in the 2024 WNBA Draft by the Dallas Wings.
- Josh Karnes of the men's gymnastics team earned the bronze medal in the parallel bars at the NCAA Championships.
- Men's basketball had a solid first season under Mike Rhoades with a pair of top 15 wins and nine conference victories, the second most for a first-year head coach in program history. Ace Baldwin Jr. won Big Ten Defensive Player of the Year to become the third Nittany Lion to do so.
- Men's hockey's Dylan Lugris was named the 2024 Hockey Humanitarian Award winner given to college hockey's finest citizen – a student-athlete who makes significant contributions not on to their team but the community at large through volunteerism. Lugris played a huge role in the State College sled hockey community during his time in Happy Valley.

SPRING HIGHLIGHTS

- Women's lacrosse toppled No. 1 Northwestern during the regular season for their first win over the No. 1 team since 2005. Missy Doherty's squad reached the Big Ten Championship game for the third time in program history and made their 27th NCAA Tournament.
- Softball's Bridget Nemeth won Big Ten Freshman of the Year and Freshman All-America honors as she led the program to their first NCAA Tournament appearance since 2011 and 13th overall.
- The men's lacrosse program reached the Big Ten Championship game and made a second-straight NCAA Tournament appearance, led by Big Ten Offensive Player of the Year TJ Malone.
- Under first-year head coach Mike Gambino, the baseball team reached the Big Ten Tournament championship game for the first time since 2000. The program also had three All-Region selections, the most since 1973.

- Men's track & field assistant coach Brandon Rizzo was the Outdoor Track and Field Mid-Atlantic Regional Assistant Coach of the Year.
- Penn State hosted two noteworthy events this April with the U.S. Olympic Wrestling Trials in the Bryce Jordan Center and the Luke Combs Concert at Beaver Stadium. The concert was a record-breaking evening for Combs.

ACADEMIC SUCCESS

- Penn State student-athletes earned a record 93% NCAA Graduation Success Rate (GSR) and 12 programs earned perfect 100% ratings in the 2023 report. This is the seventh consecutive year the Nittany Lions have posted a record or record-tying performance in the classroom.
- Penn State is one of only six schools that have won at least 10 NCAA Championships since 2013 and earned at least a 90 percent Graduation Success Rate (GSR) in the 2023 NCAA report (California, Florida, Stanford, USC, Virginia).

- Penn State had five College Sports Communicators (CSC) Academic All-Americans – men's soccer's Peter Mangione, women's soccer's Cori Dyke, Kate Wiesner and Kat Asman, and women's track and field's Florence Caron.
- Football offensive lineman Olumuyiwa Fashanu was named a finalist for the William V. Campbell Trophy, college football's "Academic Heisman". Fashanu owned an impressive 3.45 GPA in the supply chain and information systems major through Penn State's Smeal College of Business and earned his degree in December 2023.
- In the classroom, Penn State student-athletes had an outstanding fall semester with a 3.24 GPA across all 31 sports. Eighty students recorded a perfect 4.0 semester GPA with 581 student-athletes earning a 3.0 or better semester GPA and 298 of them claiming Dean's List accolades.
- In the spring, student-athletes had a 3.29 GPA across all 31 sports with 596 student-athletes earning a 3.0 or better, 296 to Dean's List and 69 with a 4.0 GPA, including 17 with a cumulative 4.0 GPA.

OTHER HIGHLIGHTS

- Athletics announced a 15-year multimedia rights agreement with Pennsylvania-based Playfly Sports Properties. This relationship marks a new chapter for Penn State in the ever-changing collegiate landscape and provides resources to support all student-athletes.
- A number of construction projects have broken ground for Athletics, including an All-Athlete Performance Dining and Student Wellness Center in the Greenberg Indoor Sports Complex, East Area Locker Room, Jeffrey Field Soccer Operations Center and Indoor Practice Bubble. These projects are student-athlete-focused and will enhance the student-athlete experience.
- The Penn State Board of Trustees approved a \$700 million renovation of Beaver Stadium, which will grow revenue-generating opportunities, transform the fan and community experience, and fuel the future funding for all 31 athletics programs at Penn State.
- Penn State student-athletes gave back to the community to the tune of more than 3,200 hours of service and more than 7,300 hours of student-engagement.



Cori Dyke of women's soccer was one of five Penn State student-athletes who were Academic All-Americans in 2023-24.

STRATEGIC COMMUNICATIONS

Staff & Policies

PENN STATE STRATEGIC COMMUNICATIONS

The Penn State Strategic Communications Office is available to assist members of the media (print, television, radio, internet, etc.) with coverage of the Penn State football program.

For information regarding credentials, interviews, statistics, press conferences, etc., please call the Strategic Communications Office at 814-865-1757, visit GoPSUsports.com or e-mail Assistant AD for Football Communications and Content Greg Kincaid (grk5016@psu.edu; 814-753-2910), Senior Associate AD for Communications Kristina Petersen (kap18@psu.edu; 814-883-4581), Assistant Director of Strategic Communications Paul Marboe (prm5118@psu.edu; 814-777-7604) or Assistant Director of Strategic Communications Matt Rudisill (mpr5529@psu.edu; 610-844-7310). Below are guidelines for covering Penn State during the season. Additions or changes to these policies can be found on the Communications page on GoPSUsports.com.

INTERVIEW POLICIES

HEAD COACH JAMES FRANKLIN

- All interview requests for Head Coach James Franklin are coordinated through Assistant AD for Football Communications and Content Greg Kincaid and Senior Associate AD for Strategic Communications Kristina Petersen. Requests must be requested at least two weeks in advance.
- Coach Franklin will meet with the media each Monday preceding a game at noon in the Beaver Stadium Media Room. Those wishing to join the press conference via Zoom should contact the Strategic Communications Office. Video links of the press conference will also be available via Penn State Football Media Central. Media interested in accessing Penn State Football Media Central should reach out to a member of the Strategic Communications staff.
- Coach Franklin will meet with the media immediately following practice on Wednesday evening.

INTERVIEW POLICIES

STUDENTS, ASSISTANT COACHES AND STAFF

- All student, assistant coach and staff interviews must be coordinated through the Penn State Strategic Communications Office and must be requested at least two weeks in advance.
- Selected student-athletes will be available on Zooms on Tuesday and Wednesday.
- Selected student-athletes will also be available following practice and Coach Franklin's media availability on Wednesday evening.
- A selected assistant coach will be available via Zoom on Thursday.
- **MEDIA ARE NOT PERMITTED TO CONTACT STUDENT-ATHLETES OR THEIR FAMILY ON THEIR OWN AT ANY TIME.**
- Coaches' and students' phone numbers will not be given to the media. Coaches, students and their families should not be called directly or contacted through social media sites to arrange interviews or ask questions.

POSTGAME PROCEDURE

- Coach Franklin holds a postgame press conference in the Beaver Stadium media room, which is also available live in the press box.
- Video links of Coach Franklin's press conference will be available via Penn State Football Media Central following the game.
- Following the game, selected Penn State students will be brought to the Beaver Stadium media room at the conclusion of Coach Franklin's press conference. Please see a member of the Strategic Communications staff to request a player for a post-game interview. Not all interview requests are guaranteed to be granted.
- Penn State students and coaches will NOT do interviews on the field after the game.
- The Penn State locker room is closed, both home and away.

PRESS BOX, CREDENTIALS & PARKING

- Admittance to the Beaver Stadium press box is limited to working media members only.
- Credential requests must be made on <http://sportssystem.com/pennstatefb> at least **THREE** weeks in advance of the game.
- Media credentials will be left at Press Will Call (Media Entrance) beneath the Beaver Stadium press box, unless other arrangements are made. Parking permits must be picked up in advance and cannot be left at media will call.
- No one under 18 years of age will be issued a credential.
- Penn State is a member of the Big Ten Conference and all press box and game day policies conform to Big Ten guidelines.
- Media parking is located in lots nearby Beaver Stadium. Requests for parking should be made with credential requests. It should not be assumed that parking passes would be provided with all media credentials.
- For further information on credentials or parking, contact Greg Kincaid at grk5016@psu.edu.
- **THE NUMBER FOR THE BEAVER STADIUM PRESS BOX IS 814-863-1121.**

SATELLITE TRUCK PARKING

- A limited number of spaces are available for satellite trucks. Television stations that need satellite truck parking are asked to contact Greg Kincaid (814-753-2910 or grk5016@psu.edu) in the Strategic Communications Office **THREE WEEKS** prior to the game.
- A special parking pass is required for satellite trucks that must be picked up on Friday prior to the game or mailed to the television outlet.
- Parking passes **CANNOT** be picked up at Press Will Call on game day.

PRESS BOX CONNECTIVITY

- Wireless internet is available in the Beaver Stadium Press Box.
- Contact a Penn State Strategic Communications staff member for log-in information or for troubleshooting assistance.
- Any media outlet wishing to install its own telephone line should call Verizon at 800-479-1919 or 570-387-3500.
- The Verizon address for Beaver Stadium is Curtin Road, College, AHN 200, University Park, PA 16802. Please be sure to order a phone line for Level 3 of the press box.

PHOTOGRAPHERS

- Photo passes may be issued for either the press box or the field. Credential requests must be made on <http://sportssystem.com/pennstatefb> at least **THREE** weeks in advance of the game.
- All photographers working the field are required to wear a numbered photo vest.
- Photo vests are issued in the Home Team Media Room on the South end of the stadium, beginning two hours prior to game time until kickoff.
- Sideline access generally is limited to photographers for newspapers or publications staffing the two teams, national publications, wire services and local and national television outlets.
- Sideline photographers must follow Penn State and NCAA guidelines, which prohibits entry to the bench areas and the stands.
- A photo workroom, located on the ground level, near the visiting team tunnel, is available for working photographers and videographers.

RADIO/TELEVISION

- Penn State's live television appearances are designated by the Big Ten Conference.
- Facilities are assigned in accordance with Big Ten guidelines.
- Radio booths are available for the Penn State Sports Network and the opponent's radio network.
- Student stations are assigned broadcast locations as available.

VISITOR'S MEDIA ROOM

- The Visitor's Media Room is located on the West side of the stadium, near the ADA entrance.
- From the press box elevator, turn right and follow the walkway and the Visitor's Media Room will be in front of you, next to the ADA entrance.

TRANSCRIPTION/VIDEO SERVICE

- A full transcript of Coach James Franklin's weekly press conference will be posted on GoPSUsports.com as soon as possible on Tuesday.
- FTP links to the weekly press conference will be distributed via email.
- FTP links to Coach James Franklin's postgame press conferences will be distributed as time permits.
- Contact Strategic Communications to be added to the FTP distribution list.

SOCIAL MEDIA

- Penn State Strategic Communications is making a continued effort in 2023-24 to utilize social media outlets as another way of passing information to our fans and those who cover our programs.
- Penn State football's Twitter account ([@PennStateFball](https://twitter.com/PennStateFball)) and Instagram feed ([@PennStateFball](https://www.instagram.com/PennStateFball)) provide updated information and behind the scenes action.
- Additionally, follow Penn State Football's Communications team ([@PennStFBComms](https://twitter.com/PennStFBComms)) for additional news, video and statistical updates.

PENN STATE STRATEGIC COMMUNICATIONS STAFF



Kris Petersen
Senior Associate AD for
Strategic Communications



Greg Kincaid
Assistant AD for Football
Communications and Content



Paul Marboe
Assistant Director of
Strategic Communications
(Football Communications)



Matt Rudisill
Assistant Director of
Strategic Communications
(Football Communications)



John Hanna
Associate Director of
Strategic Communications



Chelsea Vielhauer
Associate Director of
Strategic Communications



Julia Beretta
Assistant Director of
Strategic Communications



Pat Donghia
Assistant Director of
Strategic Communications



Aaron Gaberman
Assistant Director of
Strategic Communications



Matt Jackson
Assistant Director of
Strategic Communications



Nick Whitley
Assistant Director of
Strategic Communications



Gabby Yanniello
Assistant Director of
Strategic Communications



Riley Joslin
Director of Football Social Media and
Player Branding



Aly Clauson
Director of Social Media



Cristin Guiher
Administrative Support Assistant

STRATEGIC COMMUNICATIONS

Phone: 814-865-1757
Fax: 814-863-3165
Press Box: 814-863-1121

Address: 101D Bryce Jordan Center
University Park, PA 16802
Website: GoPSUsports.com
Twitter: [@gopsusports](https://twitter.com/gopsusports)

www.GoPSUsports.com

PENN STATE SPORTS NETWORK

Nearly 60 radio stations across Pennsylvania, Maryland, New Jersey, New York and Ohio will carry Penn State football to fans throughout the Northeast this season on the Penn State Sports Network.

Steve Jones and Jack Ham will team up for their 25th season as the play-by-play voice and color analyst, respectively, on the Penn State Sports Network.

The football broadcasts begin 90 minutes before kickoff with the one-hour Tailgate Show with host Roger Corey, along with Jones and Ham. "The Penn State Bookstore Kickoff Show," a 20-minute conversation with Head Coach James Franklin follows, before Jones and Ham bring listeners the starting lineups, health reports, field conditions and late-breaking news in the final minutes leading up to kickoff.

The broadcasts conclude with the "Pennsylvania Propane Gas Association Postgame Show" featuring locker room interviews, game statistics, stars and plays of the game, as well as scores from around the nation.

"The Penn State Coach's Show — Presented by Pepsi," a weekly live remote radio show with Coach James Franklin and hosted by Jones and Corey is broadcast statewide and airs Thursday evening during the football season.

"Inside Penn State Athletics," a three-minute daily update show hosted by Jones airs Monday through Friday on most Network affiliates; check local station for times.

All Penn State Sports Network broadcasts also can be heard via the Penn State Intercollegiate Athletics website: www.GoPSUsports.com.

The Penn State Sports Network is syndicated by Penn State Sports Enterprises, a property of Playfly.

Pennsylvania

Allentown/Bethlehem/Easton, WAEB-AM (790)
 Altoona, WVAM-AM (1430)
 Altoona/Holidaysburg, WRKY-FM (104.9)
 Apollo, WAVL-AM (910)
 Avoca, WILK-FM (103.1)
 Bedford, WAYC-AM (1600)
 Bedford, WAYC-FM (100.9)
 Bradford, WBYB-FM, (103.9)
 Butler, WBUT-AM (1050)
 Chambersburg, WJEJ-AM (1240)
 Clearfield, WCPA-AM (900)
 Clearfield, WQYX-FM (93.1)
 DuBois/Sykesville, WZDB-FM (95.9)
 Erie, WPSE-AM (1450)
 Greensburg, WAVL (98.7)
 Harrisburg, WHGB-AM (1400)

Harrisburg, W243BR (96.5)
 Harrisburg, WHGB-FM (95.3)
 Harrisburg, W237DE-FX (95.3)
 Hazleton, WKZN-AM (1300)
 Johnstown, WNTJ-AM (1490)
 Kane, WAGL (103.9)
 Lansdale, WNPV-AM (1440)
 Lebanon, WLBR-AM (1270)
 Lewistown, WMRF-FM (95.7)
 Lewiston/Mexico, WJUN-FM (1220)
 Philadelphia, WNTP-AM (990)
 Philadelphia, WFIL-AM (560)
 Pittsburgh, WPIT (730)
 Pottsville, WAVT-FM, (101.9)
 Pottsville, WPPA-AM, (1360)
 Reading, WIOV-AM, (1240)
 Reading, WIOV-AM, (98.5)
 Scranton, WBZU-AM, (910)
 Smethport, WBYB-FM (103.9)
 Somerset, WCCL-FM (101.7)
 State College, WQWK-AM (1450)
 State College, WBUS-FM (93.7)
 Stratonville/Clarion, WZDD-FM (101.3)
 Sunbury, WKOK-AM (1070)
 Towanda, WTTC-AM (1550)
 Troy/Canton, WHGL-FM (100.3)
 Troy, WTNZ-AM (1310)
 Tyrone, WTRN-AM (1340)
 Tyrone, WTRN-AM (100.7)

Wellsboro/Mansfield, WNBO-FM (92.3)
 Wellsboro, WNBT-FM (104.5)
 Wilkes-Barre, WILK-AM (980)
 Williamsport, WKSJ-FM (102.7)
 Williamsport, WRAK-AM (1400)
 Williamsport/Hughesville, WRKK-AM (1200)
 York, WSBA-AM (910)
 York, W230CQ (93.9)

Maryland

Hagerstown, WJEJ-AM (1240)

New Jersey

Atlantic City, WPGG-AM (1450)

New York


Elmira, NY, WHGL-FM (102.9)

Ohio

Youngstown, OH, WJST-AM (1280)



Steve Jones
Play-by-Play



Jack Ham
Analyst



Brian Tripp
Sideline Reporter



Roger Corey
Pregame Host & Engineer

