

GAME #5

934 WINS (7th in Nation)

53 BOWL GAMES (7-9th in Nation)

31 BOWL WINS (T-4th in Nation)

102 FIRST-TEAM ALL-AMERICANS (T-7th in Nation)



vs.

UCLA

University Park, Pa.
Beaver Stadium (106,572)Series: UCLA Leads 4-2
Last Meeting: Penn State, 21-6
October 12, 1968#7/7 PENN STATE
NITTANY LIONS4-0, 1-0 Big Ten
H: 3-0, A: 1-0, N: 0-0Head Coach: James Franklin (East Stroudsburg '95)
Record at Penn State (11th season): 92-39 (.702)
Career Record (14th season): 116-54 (.682)
vs. UCLA First Meeting

SCHEDULE/RESULTS

| | | vs | (E.T.) | |
|-------|------|--------------------------|-----------|-----|
| 8.31 | 8/9 | at West Virginia (RV/RV) | W, 34-12 | FOX |
| 9.7 | 8/8 | Bowling Green | W, 34-27 | BTN |
| 9.21 | 10/8 | Kent State | W, 56-0 | BTN |
| 9.28 | 9/8 | Illinois* (19/21) | W, 21-7 | NBC |
| 10.5 | 7/7 | UCLA* | noon | FOX |
| 10.12 | | at USC* (11/15) | 3:30 p.m. | CBS |
| 10.26 | | at Wisconsin* | -- | -- |
| 11.2 | | Ohio State* (3/3) | -- | -- |
| 11.9 | | Washington* | -- | -- |
| 11.16 | | at Purdue* | -- | -- |
| 11.23 | | at Minnesota* | -- | -- |
| 11.30 | | vs. Maryland* | -- | -- |

* - B1G game

Rankings: AP/Coaches

FOX

PxP: Gus Johnson
Analyst: Joel Klatt
Sideline: Jenny TaftPxP: Steve Jones
Analyst: Jack Ham
Sideline: Brian Tripp
Local: 99.5 & 103.7 FM/1450 AM
Web: GoPSUsports.com
Sirius XM: 161 or 196

BY THE NUMBERS

4-0

Penn State is the only FBS team to start 4-0
in each of the last four seasons.

14 of 15

The Nittany Lions have held 14 of their last 15
Big Ten opponents under 100 yards rushing.

20

Tyler Warren has a catch in each of his last 20 games.

9

Through four games, Penn State has allowed just nine points in
the second half and no points in the third quarter this season.UCLA
BRUINS1-3, 0-2 Big Ten
H: 0-2, A: 1-1, N: 0-0Head Coach: DeShaun Foster (UCLA '01)
Record at UCLA (1st season): 1-3 (.250)
Career Record (1st season): Same
vs. Penn State First Meeting

SCHEDULE/RESULTS

| | | vs | (E.T.) | |
|-------|--|----------------------|----------|-----|
| 8.31 | | at Hawaii | W, 16-13 | CBS |
| 9.14 | | Indiana* (-RV) | L, 13-42 | NBC |
| 9.21 | | at LSU (14/13) | L, 17-34 | ABC |
| 9.28 | | Oregon* (8/7) | L, 13-34 | FOX |
| 10.5 | | at Penn State* (7/7) | noon | FOX |
| 10.12 | | Minnesota* | 9 p.m. | BTN |
| 10.19 | | at Rutgers* (RV/RV) | -- | -- |
| 11.2 | | at Nebraska* (RV/RV) | -- | -- |
| 11.8 | | Iowa* (RV/RV) | 9 p.m. | FOX |
| 11.15 | | at Washington* | 9 p.m. | FOX |
| 11.23 | | USC* (11/15) | -- | -- |
| 11.30 | | Fresno State | -- | -- |

* - B1G game

Rankings: AP/Coaches

INSIDE THE GAME

NO. 7/7 PENN STATE WELCOMES UCLA
FOR BIG NOON KICKOFF

- OPENING KICK:** No. 7/7 Penn State hosts UCLA on Saturday, October 5 at Beaver Stadium. Kickoff is set for noon on FOX.
- BIG NOON KICKOFF:** Penn State will appear as FOX's Big Noon Kickoff for the second time this season. Penn State was the featured game for its 34-12 win over West Virginia.
- SERIES HISTORY:** Penn State meets UCLA for the seventh time in program history. Penn State trails 4-2 in the all-time series and is set for the first matchup since 1968 and the first contest as Big Ten opponents. Four of the last six matchups have been decided by one possession. PSU won the last matchup, 21-6, in 1968. The opening score of the game came on a blocked punt by Jack Ham, which was scooped up and returned 36 yards for a touchdown by Jim Kates.
- 2,000-YARD BACKFIELD DUO:** Kaytron Allen and Nicholas Singleton once again combined for a dynamic performance against Illinois. Allen rushed for 102 yards and a touchdown on 18 carries, while Singleton tallied 139 all-purpose yards (94 rushing) and scored on a 4-yard run. On the day, Allen went over the 2,000 career rushing yards mark for his career. Allen (2,058) and Singleton (2,221) are the second set of Penn State teammates to each have 2,000 career rushing yards, joining Lydell Mitchell (2,934; 1969-71) and Franco Harris (2,002; 1969-71).
- SECOND HALF SHUTOUT:** The Nittany Lions shut out Illinois in the second half last Saturday, holding the Illini to 59 total yards, including -19 rushing yards. Extending that into the first half, from the 1:41 mark of the second quarter until the end of the game, PSU allowed just 39 total yards. On the season, Penn State has allowed just nine second-half points and ranks second in the country in second-half points allowed per game (2.25). PSU has not allowed a point in the third quarter this year.
- THE OPPOSITION:** UCLA is 1-3 this season and 0-2 in Big Ten play. The Bruins fell 34-13 against Oregon last Saturday. Ethan Garbers threw for 118 yards, while T.J. Harden rushed for 53. Bryan Addison had a 96-yard pick-six, while adding eight tackles and a pass breakup. Carson Schwesinger led the team with 13 tackles (8 solo).

BREAKDOWN (STAT LEADERS)

| | | |
|------------------|------------------------------------|---|
| RUSHING | Penn State: #10 Nicholas Singleton | 53 for 408 yds (102.0 ypg; 7.7 ypc), 3 TD |
| | UCLA: #25 T.J. Harden | 41 for 125 yds (31.3 ypg; 3.0 ypc), 1 TD |
| PASSING | Penn State: #15 Drew Allar | 56-of-79 (70.9 %), 864 yds (216.0 ypg), 8 TD/1 INT, 88.0 QBR |
| | UCLA: #4 Ethan Garbers | 67-of-117 (57.3 %), 808 yds (202.0 ypg), 3 TD/6 INT, 41.4 QBR |
| RECEIVING | Penn State: #44 Tyler Warren | 20 for 260 yds (65.0 ypg; 13.0 ypc), 2 TD |
| | UCLA: #1 Rico Flores Jr. | 12 for 187 yds (46.8 ypg; 15.6 ypc), 1 TD |
| DEFENSE | Penn State: #1 Jaylen Reed | 30 TT, 2.0 TFL, 0.5 SK, 1 FR, 2 PBU, 1 QBH |
| | UCLA: #49 Carson Schwesinger | 34 TT, 1.5 TFL, 1 FF |

RANKINGS COMPARISON

| PSU | FBS | B1G | Stat | B1G | FBS | UCLA |
|-------|-----|-----|-----------------------------|-----|-----|-------|
| 51.2 | 15 | 2 | 3rd Down Offense Pct. | 17 | 123 | 27.9 |
| 31.3 | 31 | 6 | 3rd Down Defense Pct. | 18 | 133 | 58.2 |
| 71.1 | 11 | 5 | Completion Pct. | 17 | 112 | 56.6 |
| 154.5 | 14 | 4 | Passing Defense | 18 | 126 | 291.0 |
| 245.8 | 53 | 8 | Passing Offense | 12 | 89 | 205.0 |
| 88.0 | 6 | 2 | Starting Quarterback QBR | 13 | 94 | 41.4 |
| 16.2 | 112 | 16 | Kick Return Avg. | 11 | 73 | 19.2 |
| 5.4 | 101 | 16 | Punt Return Avg. | 6 | 45 | 11.0 |
| 77.8 | 43 | 10 | Red Zone Defense | 13 | 86 | 88.2 |
| 88.9 | 50 | 8 | Red Zone Offense | 5 | 43 | 90.0 |
| 72.0 | 7 | 4 | Rushing Defense | 8 | 34 | 107.3 |
| 251.0 | 9 | 1 | Rushing Offense | 18 | 132 | 57.0 |
| 11.5 | 7 | 2 | Scoring Defense | 17 | 104 | 30.8 |
| 36.3 | 30 | 3 | Scoring Offense | 18 | 128 | 14.8 |
| 2.8 | 26 | 6 | Defensive Sacks Per Game | 16 | 106 | 1.3 |
| 1.3 | 42 | 6 | Sacks Allowed Per Game | 18 | 116 | 2.4 |
| 31:59 | 27 | 5 | Time of Possession | 17 | 111 | 27:13 |
| 226.5 | 4 | 2 | Total Defense | 17 | 98 | 398.3 |
| 496.8 | 11 | 3 | Total Offense | 18 | 127 | 262.0 |
| +4 | 18 | 3 | Turnover Margin | 16 | 113 | -4 |
| 20.91 | 3 | 1 | Explosive Play Offense Pct. | 14 | 86 | 12.62 |
| 9.91 | 27 | 5 | Explosive Play Defense Pct. | 15 | 37 | 10.64 |

TABLE OF CONTENTS

| | |
|-----------|--|
| Page 2 | Quick Facts/National Polls/This Day in History |
| Page 3 | Opponent Tracker/B1G/Media Info |
| Page 4-7 | Head Coach James Franklin |
| Page 8 | UCLA Scouting Report/Series History |
| Page 9-12 | Team Notes |
| 9 | Penn State vs. the Big Ten/Big Ten's New Teams |
| 10 | Milestone Watch |
| 11 | At the Start/Record Breakdown |
| 12 | Historic Series/Home Sweet Home/Top 10 Beaver Stadium Crowds |
| 13 | National Nits |

| | |
|------------|---|
| Page 13-23 | Position Notes |
| 13 | Offensive Notes/Season Honors |
| 14 | Quarterbacks/Drew Allar |
| 15 | Running Backs/Nicholas Singleton |
| 16 | Kaytron Allen/Offensive Line/Winningest Programs/Welcomed To The Game |
| 17 | Wide Receivers/Academic Success/Pronunciations/Coaching Staff POTW |
| 18 | Tyler Warren/Tight Ends/Nittany Lions in the NFL |
| 19 | Defensive Notes |
| 20 | Defensive Line/Dani Dennis-Sutton/Assistant Coaches |
| 21 | Abdul Carter/Cornerbacks/Kobe King |

| | |
|------------|--|
| 22 | Linebackers/Safeties/Kevin Winston Jr. |
| 23 | Special Teams/Lettermen Making Their Return/Riley Thompson |
| Page 24-27 | Numerical Roster/Alphabetical Roster |
| Page 28-31 | Records Watch |
| Page 32-33 | Game Recaps |
| Page 34-52 | Player Bios |
| Page 53-56 | Season Statistics |
| Page 57-65 | Game-By-Game Statistics |
| Page 66-67 | Long Plays |
| Page 68 | Start Chart |
| Page 69 | Participation |
| Page 70 | The Last Time |

PROGRAM NOTES

RECENT SUCCESS

Since 2016, Penn State holds a .743 winning percentage, with a record of 78-27, the eighth-best winning percentage among Power Four programs. Penn State has won at least nine games in five of the last seven seasons.

ACADEMIC EXCELLENCE

A total of 616 of Penn State football student-athletes have earned Academic All-Big Ten honors since 1993 for owning at least a 3.0 grade point average and being a letterwinner.

ONE OF NATION'S TOUGHEST HOME VENUES

Penn State owns a superlative 319-81 (.798) record inside Beaver Stadium, the nation's second-largest facility, which opened in 1960 and has a capacity of 106,572. The Nittany Lions are 48-9 in Beaver Stadium since 2016, an .842 winning percentage, the eighth-best home record among Power Four teams.

QUICK FACTS

UNIVERSITY

NAMEThe Pennsylvania State University
LOCATIONUniversity Park, Pa.
FOUNDED1855
ENROLLMENT48,535 (UP Overall)
NICKNAMENittany Lions
COLORSBlue & White
CONFERENCEBig Ten
DIVISIONNCAA Division I
STADIUMBeaver Stadium (106,572)
STADIUM SURFACENatural Grass
PRESIDENTDr. Neeli Bendapudi
V.P. FOR INTERCOLLEGIATE ATHLETICSDr. Patrick Kraft
HEAD COACHJames Franklin (11th Season)
FOOTBALL OFFICE814-865-0412
TICKET OFFICE1-800-NITTANY

FOOTBALL HISTORY

FIRST YEAR1887
ALL-TIME RECORD (135th Season)934-409-42 (.690)
.....7th in victories
ALL-TIME BIG TEN RECORD (29th Season)162-94 (.632)
ALL-TIME BOWL RECORD31-20-2 (.604)
.....T-4th in bowl victories
YEARS IN POSTSEASON PLAY53
.....T-9th in bowl appearances
BEAVER STADIUM RECORD319-81 (.798)

ASSISTANT COACHES

TERRY M. SMITHPenn State; 1991
.....Associate Head Coach/
.....Defensive Recruiting Coordinator/Cornerbacks (11th Season)
JA'UAN SEIDERWest Virginia; 2000
.....Assistant Head Coach/
.....Co-Offensive Coordinator/Running Backs (7th Season)
TOM ALLENMarantha Baptist; 1992
.....Defensive Coordinator/Linebackers (1st Season)
ANDY KOTELNICKIWisconsin-River Falls; 2004
.....Offensive Coordinator (1st Season)
JUSTIN LUSTIGBucknell; 2000
.....Special Teams Coordinator/Outside Linebackers/Nickels (2nd Season)
TY HOWLEPenn State; 2013
.....Co-Offensive Coordinator/Tight Ends (4th Season)
ANTHONY POINDEXTERVirginia; 2009
.....Co-Defensive Coordinator/Safeties (4th Season)
DEION BARNESPenn State; 2014
.....Defensive Line (2nd Season)
MARQUES HAGANSVirginia; 2005
.....Offensive Recruiting Coordinator/Wide Receivers (2nd Season)
PHIL TRAUTWEINFlorida; 2007
.....Offensive Line (5th Season)
CHUCK LOSEYVanderbilt; 2002
... Assistant AD for Football Performance Enhancement (11th Season)

NATIONAL POLLS

PENN STATE IN THE POLLS

| Date | CFP | AP | COACHES |
|------------------------|-----|----|---------|
| Preseason | - | 8 | 9 |
| Week 2 (9/3) | - | 8 | 8 |
| Week 3 (9/8) | - | 8 | 7 |
| Week 4 (9/15) | - | 10 | 8 |
| Week 5 (9/22) | - | 9 | 8 |
| Week 6 (9/29) | - | 7 | 7 |
| Week 7 (10/4) | - | - | - |
| Week 8 (10/11) | - | - | - |
| Week 9 (10/18) | - | - | - |
| Week 10 (10/25, 10/27) | - | - | - |
| Week 11 (11/3, 5) | - | - | - |
| Week 12 (11/10, 12) | - | - | - |
| Week 13 (11/17, 19) | - | - | - |
| Week 14 (11/24, 26) | - | - | - |
| Week 15 (12/1) | - | - | - |

ASSOCIATED PRESS (9/29)

| | | | |
|-----|----------------|-----|------|
| 1. | Alabama (40) | 4-0 | 1549 |
| 2. | Texas (19) | 5-0 | 1525 |
| 3. | Ohio State (4) | 4-0 | 1445 |
| 4. | Tennessee | 4-0 | 1356 |
| 5. | Georgia | 3-1 | 1329 |
| 6. | Oregon | 4-0 | 1216 |
| 7. | PENN STATE | 4-0 | 1208 |
| 8. | Miami | 5-0 | 1170 |
| 9. | Missouri | 4-0 | 1085 |
| 10. | Michigan | 4-1 | 913 |
| 11. | USC | 3-1 | 854 |
| 12. | Ole Miss | 4-1 | 799 |
| 13. | LSU | 4-1 | 757 |
| 14. | Notre Dame | 4-1 | 748 |
| 15. | Clemson | 4-1 | 694 |
| 16. | Iowa State | 4-0 | 656 |
| 17. | BYU | 5-0 | 549 |
| 18. | Utah | 4-1 | 467 |
| 19. | Oklahoma | 4-1 | 428 |
| 20. | Kansas State | 4-1 | 398 |
| 21. | Boise State | 3-1 | 253 |
| 22. | Louisville | 3-1 | 223 |
| 23. | Indiana | 5-0 | 172 |
| 24. | Illinois | 4-1 | 169 |
| 25. | UNLV | 4-0 | 122 |

Others receiving votes: Arizona 106, Pitt 42, Nebraska 30, Boston College 18, Iowa 17, James Madison 13, Oklahoma State 8, South Carolina 8, Rutgers 7, Kentucky 6, Navy 6, SMU 4, Army West Point 2, Colorado 1.

USA TODAY/AFCA COACHES (9/29)

| | | | |
|-----|----------------|-----|------|
| 1. | Texas (29) | 5-0 | 1339 |
| 2. | Alabama (19) | 4-0 | 1330 |
| 3. | Ohio State (7) | 4-0 | 1281 |
| 4. | Tennessee | 4-0 | 1163 |
| 5. | Georgia | 3-1 | 1153 |
| 6. | Oregon | 4-0 | 1090 |
| 7. | PENN STATE | 4-0 | 1062 |
| 8. | Miami | 5-0 | 981 |
| 9. | Missouri | 4-0 | 948 |
| 10. | Michigan | 4-1 | 792 |
| 11. | Ole Miss | 4-1 | 743 |
| 12. | LSU | 4-1 | 725 |
| 13. | Notre Dame | 4-1 | 702 |
| 14. | Clemson | 3-1 | 671 |
| 15. | USC | 3-1 | 660 |
| 16. | Iowa State | 4-0 | 500 |
| 17. | Oklahoma | 4-1 | 470 |
| 18. | Utah | 4-1 | 408 |
| 19. | BYU | 5-0 | 375 |
| 20. | Kansas State | 4-1 | 242 |
| 21. | Texas A&M | 4-1 | 198 |
| 22. | Louisville | 3-1 | 197 |
| 23. | UNLV | 4-0 | 180 |
| 24. | Indiana | 5-0 | 143 |
| 25. | Illinois | 4-1 | 122 |

Others receiving votes: Boise State 103, Pitt 51, Arizona 44, Rutgers 35, Iowa 29, James Madison 25, Duke 22, Kentucky 17, Oklahoma State 15, SMU 14, Nebraska 12, Navy 9, Colorado 9, Boston College 6, Army West Point 3, UCF 2, Liberty 2, Tulane 1, South Carolina 1.

2024 Opponents in bold

THIS DAY IN HISTORY

OCT. 5

RECORD: 11-5-1
STREAK: W, 1

| Season | Site | Result |
|--------|------|---|
| 1957 | Home | No. 12 Army 27, Penn State 13 |
| 1963 | Home | Penn State 28, Rice 7 |
| 1968 | Away | No. 3 Penn State 31, West Virginia 20 |
| 1974 | Away | No. 15 Penn State 21, Army 14 |
| 1991 | Away | No. 12 Penn State 24, Temple 7 |
| 1996 | Away | No. 3 Ohio State 38, No. 4 Penn State 7 |
| 2002 | Away | No. 20 Penn State 34, No. 19 Wisconsin 31 |
| 2013 | Away | Indiana 44, Penn State 24 |
| 2019 | Home | No. 12 Penn State 35, Purdue 7 |

| OPPONENT TRACKER | | |
|---|--|---|
| West Virginia (AUG. 31) Overall: 2-2 Big 12: 1-0 This Week: at RV/RV Oklahoma State (3-1) Last Week: Idle WVUSports.com | BOWLING GREEN (SEPT. 7) Overall: 1-3 MAC: 0-0 This Week: at Akron (1-3) Last Week: L, 27-30, vs. Old Dominion (1-3) BGUSUFalcons.com | KENT STATE (SEPT. 21) Overall: 0-5 MAC: 0-1 This Week: Idle Last Week: L, 33-52, vs. Eastern Michigan (4-1) KentStateSports.com |
| 24/25 ILLINOIS (SEPT. 28) Overall: 4-1 Big Ten: 1-1 This Week: Idle Last Week: L, 7-21, at 9/8 Penn State (4-0) FightingIllini.com | UCLA (OCT. 5) Overall: 1-3 Big Ten: 0-2 This Week: at 7/7 Penn State (3-0) Last Week: L, 13-34, vs. 8/7 Oregon (4-0) UCLABruins.com | 11/15 USC (OCT. 12) Overall: 3-1 Big Ten: 1-1 This Week: at Minnesota (2-2) Last Week: W, 38-21, vs. Wisconsin (2-2) USCTrojans.com |
| Wisconsin (OCT. 26) Overall: 2-2 Big Ten: 0-1 This Week: host Purdue (1-2) Last Week: L, 21-38, at 13/16 USC (3-1) UWBadgers.com | 3/3 OHIO STATE (NOV. 2) Overall: 4-0 Big Ten: 1-0 This Week: host RV/RV Iowa (3-1) Last Week: W, 38-7, at Michigan State (3-2) OhioStateBuckeyes.com | WASHINGTON (NOV. 9) Overall: 3-2 Big Ten: 1-1 This Week: host 10/10 Michigan (4-1) Last Week: L, 18-21, at -/RV Rutgers (4-0) GoHuskies.com |
| Purdue (NOV. 16) Overall: 1-3 Big Ten: 0-1 This Week: at Wisconsin (2-1) Last Week: L, 10-28, vs. RV/RV Nebraska (4-1) PurdueSports.com | Minnesota (NOV. 23) Overall: 2-3 Big Ten: 0-2 This Week: host 11/15 USC (2-1) Last Week: L, 24-27, at 12/12 Michigan (4-1) GopherSports.com | MARYLAND (NOV. 30) Overall: 3-2 Big Ten: 0-2 This Week: Idle Last Week: L, 28-42, at RV/RV Indiana (5-0) UMTerps.com |

Rankings: AP/Coaches

| PENN STATE MEDIA SERVICES | | |
|---|--|---|
| FOOTBALL CONTACTS Greg Kincaid Cell: 814-753-2910 Kris Petersen Cell: 814-883-4581 Paul Marboe Cell: 814-777-7604 Matt Rudisill Cell: 610-844-7310 | E-mail: grk5016@psu.edu Twitter: @GoPSUGreg E-mail: kap18@psu.edu Twitter: @GoPSUKris E-mail: prms118@psu.edu Twitter: @pmarboe33 E-mail: mpr5529@psu.edu Twitter: @mrudy26 | Senior Assoc. AD for Strategic Communications: Kris Petersen Asst. AD for Football Communications: Greg Kincaid Associate Directors: John Hanna, Chelsea Vielhauer Assistant Directors: Julia Beretta, Pat Donghia Aaron Gaberman, Matt Jackson, Paul Marboe Matt Rudisill, Nick Whitley, Gabby Yanniello Admin. Assistant: Cristin Guiher Strategic Communications Office: 814-865-1757 Website: GoPSUsports.com Address: 101D Bryce Jordan Center, University Park, Pa., 16802 |

| WEEKLY SCHEDULE | |
|--|---|
| SUNDAY: 9 a.m. - Updated stats available at GoPSUsports.com. MONDAY: noon - Penn State Weekly Press Conference James Franklin available for questions in-person w/zoom. 5 p.m. - Game Notes available at GoPSUsports.com. TUESDAY-WEDNESDAY: 9 a.m. - 2 p.m. - Player Interviews Selected players available for interviews via Zoom. For information, please contact Greg Kincaid or Paul Marboe in PSU Strategic Communications. | WEDNESDAY: Times TBA - Practice Availability Media can watch select periods of practice. James Franklin and select players will be available post-practice. THURSDAY: 11:45 a.m. - Assistant Coach Availability via Zoom. 6:05 p.m. - "The Penn State Coaches Show Featuring James Franklin Presented by Pepsi" at The Field and broadcast live on the Penn State Sports Network and LionVision on GoPSUsports.com. SATURDAY: Postgame: James Franklin and selected players will be available immediately following the game. Video/audio of Franklin's press conference, after home games, will be available via Penn State Football Media Central. |

| BIG TEN | | OVERALL | | | |
|--|------------------|------------------|----------------|----|-----|
| W-L | % | W-L | % | AP | USA |
| Indiana | 2-0 1.000 | 5-0 1.000 | 0-0 0-0 | | |
| Michigan | 2-0 1.000 | 4-1 .800 | 1-1 1-1 | | |
| PENN STATE | 1-0 1.000 | 4-0 1.000 | 1-0 1-0 | | |
| Ohio State | 1-0 1.000 | 4-0 1.000 | 0-0 0-0 | | |
| Oregon | 1-0 1.000 | 4-0 1.000 | 0-0 0-0 | | |
| Rutgers | 1-0 1.000 | 4-0 1.000 | 0-0 0-0 | | |
| Iowa | 1-0 1.000 | 3-1 .750 | 0-0 0-0 | | |
| Illinois | 1-1 .500 | 4-1 .800 | 2-1 2-1 | | |
| Nebraska | 1-1 .500 | 4-1 .800 | 0-1 0-0 | | |
| USC | 1-1 .500 | 3-1 .750 | 1-1 0-1 | | |
| Michigan State | 1-1 .500 | 3-2 .600 | 0-1 0-1 | | |
| Washington | 1-1 .500 | 3-2 .600 | 0-0 0-0 | | |
| Northwestern | 0-1 .000 | 2-2 .500 | 0-0 0-0 | | |
| Wisconsin | 0-1 .000 | 2-2 .500 | 0-2 0-2 | | |
| Purdue | 0-1 .000 | 1-3 .250 | 0-1 0-1 | | |
| Maryland | 0-2 .000 | 3-2 .600 | 0-0 0-0 | | |
| Minnesota | 0-2 .000 | 2-3 .400 | 0-1 0-1 | | |
| UCLA | 0-2 .000 | 1-3 .250 | 0-2 0-2 | | |
| BIG TEN SCHEDULE (All Times Eastern) | | | | | |
| Friday, October 4 Michigan State at 6/6 Oregon*, 9 p.m. (FOX) | | | | | |
| Saturday, October 5 UCLA at 7/7 Penn State*, noon (FOX) Purdue at Wisconsin*, noon (BTN) RV/RV Iowa at 3/3 Ohio State*, 3:30 p.m. (CBS) 23/24 Indiana at Northwestern*, 3:30 p.m. (BTN) RV/RV Rutgers at RV/RV Nebraska*, 4 p.m. (FS1) 10/10 Michigan at Washington*, 7:30 p.m. (NBC) 11/15 USC at Minnesota, 7:30 p.m. (BTN) Idle: 24/25 Illinois, Maryland | | | | | |
| * - Big Ten Game | | | | | |
| PENN STATE MEDIA CENTRAL | | | | | |
| Notes, Flip Cards, Press Conference Video/Audio, etc. can be found by going to gopsusports.com/fbmedia . | | | | | |
| For more stats/info, follow @PennStFBComms on Twitter. | | | | | |
| BIG TEN MEDIA SERVICES | | | | | |
| BIG TEN CONFERENCE RELEASE/STATISTICS: The Big Ten Conference football release, with standings and statistics, is available at www.bigten.org . | | | | | |
| BIG TEN PLAYERS OF THE WEEK: The Big Ten Conference will be announcing Players of the Week every Monday during the season. | | | | | |
| COLLEGEPRESSBOX.COM | | | | | |
| collegepressbox is the official media website for Division I football. Access and download game notes, quotes, statistics, media guides, headshots, logos and more for all FBS schools, conferences, postseason games, awards and the College Football Playoff. For access, please register for an account at collegepressbox.com/register . | | | | | |

| MONDAY | TUESDAY | WEDNESDAY | THURSDAY | FRIDAY | SATURDAY | SUNDAY |
|---|--------------------------------|---|--|-------------------------------------|--|--|
| James Franklin Press Conference noon Game Notes Available by 5 p.m. on GoPSUsports.com | Player Zoom Conferences | Practice Availability & James Franklin & Players Post Practice Player Zoom Conferences | Assistant Coach Zoom Conference The Penn State Coaches Show Presented by Pepsi 6:05 p.m. GoPSUsports.com Penn State Sports Network | No Coach/Player Availability | UCLA noon FOX/ Penn State Sports Network Beaver Stadium | Updated Statistics Available 9 a.m. GoPSUsports.com |



FRANKLIN FILE

Born: February 2, 1972
Hometown: Langhorne, Pa.
Wife: Fumi
Daughters: Shola & Addison

Education:
Neshaminy High School, 1990
East Stroudsburg, 1995; B.S. in Psychology
Washington State, 1999; M.A. in Educational Leadership

Playing Career:
East Stroudsburg; Quarterback, 1991-94

| Coaching Experience | | |
|---------------------|-------------------------|-------------------|
| 2014-pres. | Head Coach | Penn State |
| 2011-13 | Head Coach | Vanderbilt |
| 2008-10 | Asst HC/Off. Coord./QBs | Maryland |
| 2006-07 | Off. Coord./QBs | Kansas State |
| 2005 | Wide Receivers | Green Bay Packers |
| 2000-04 | Recruiting Coord./WRs | Maryland |
| 1999 | Wide Receivers | Idaho State |
| 1998 | Grad. Asst./Tight Ends | Washington State |
| 1997 | Wide Receivers | James Madison |
| 1996 | Grad. Asst./Secondary | East Stroudsburg |
| 1995 | Wide Receivers | Kutztown |

CAREER RECORD

| VANDERBILT | | | |
|------------|---------|-------|-------------------------------|
| Year | Overall | Conf. | Final AP; Notes |
| 2011 | 6-7 | 2-6 | Liberty Bowl (L) |
| 2012 | 9-4 | 4-4 | No. 23; Music City Bowl (W) |
| 2013 | 9-4 | 5-3 | No. 20; BBVA Compass Bowl (W) |
| 3 yrs | 24-15 | 11-13 | |

| PENN STATE | | | |
|------------|---------|-------|--------------------------------------|
| Year | Overall | Conf. | Final AP; Notes |
| 2014 | 7-6 | 2-6 | Pinstripe Bowl (W, OT) |
| 2015 | 7-6 | 4-4 | TaxSlayer Bowl (L) |
| 2016 | 11-3 | 8-1 | No. 7; Big Ten Champs, Rose Bowl (L) |
| 2017 | 11-2 | 7-2 | No. 8; Fiesta Bowl (W) |
| 2018 | 9-4 | 6-3 | No. 17; Citrus Bowl (L) |
| 2019 | 11-2 | 7-2 | No. 9; Cotton Bowl (W) |
| 2020 | 4-5 | 4-5 | |
| 2021 | 7-6 | 4-5 | Outback Bowl (L) |
| 2022 | 11-2 | 7-2 | No. 7; Rose Bowl (W) |
| 2023 | 10-3 | 7-2 | No. 13; Peach Bowl (L) |
| 2024 | 4-0 | 1-0 | |
| 10 yrs | 92-39 | 57-32 | |

| CAREER | | | |
|--------|---------|-------|---------------|
| | Overall | Conf. | Bowls |
| 13 yrs | 116-54 | 68-45 | Won 6, Lost 6 |

HEAD COACH JAMES FRANKLIN

- CAREER AT A GLANCE**
- Franklin was named the 16th head football coach in the storied history of the Nittany Lion program on January 11, 2014.
 - He is one of three current FBS head coaches (Dabo Swinney, Clemson; Gus Malzahn, UCF) to lead his teams to a bowl game in each of his first nine seasons as a head coach and one of four (Swinney; Malzahn; Mike Gundy, Oklahoma State) to do so in 12 of their first 13 seasons.
 - Franklin is one of three current Big Ten coaches (Ryan Day, Kirk Ferentz) to have won a Big Ten Championship and became the first African American head coach to win a Big Ten title after Penn State's 2016 victory.
 - He joins Mack Brown (UNC), Kirby Smart (Georgia) and Dabo Swinney (Clemson) as the only active coaches in college football to have won at least three New Year's Six or College Football Playoff games in their career.
 - Franklin has led his teams to four Top 10 finishes (4 at Penn State) and eight Top 25 finishes (2 at Vanderbilt; 6 at Penn State).
 - In the last eight seasons under Franklin, Penn State is one of six teams to rank in the top 12 of the CFP final rankings at least six times, joining Alabama, Clemson, Georgia, Ohio State and Oklahoma.
 - From 2016-19, Franklin led the Nittany Lions to three New Year's Six bowls - 2016 (Rose), 2017 (Fiesta) and 2019 (Cotton), making Penn State one of eight teams to accomplish the feat during the four-year span. Penn State last went to three New Year's Six bowls in four years in 1980-83 (1980 Fiesta, 1982 Fiesta, 1983 Sugar).
 - Franklin guided Penn State to back-to-back New Year's Six bowls in 2016 (Rose) and 2017 (Fiesta) for the first time since 1985 (Orange) and 1986 (Fiesta).
 - From 2016-19, Franklin led Penn State to 42 wins, the most in program history for the Big Ten era, and 28 league wins, a program record.
 - Franklin has 29 years of coaching experience at the collegiate and NFL level.
 - In his first 13 years as a head coach, Franklin mentored 107 players who have gone on to the NFL ranks.
 - Franklin is first all-time in total wins and winning percentage by an FBS African American head coach (minimum 80 wins).

- NITTANY LIONS ON THE FIELD**
- In **2023**, Penn State posted a 10-win season for the second-straight year and reached the Chick-fil-A Peach Bowl after finishing 10th in the College Football Playoff Rankings. PSU put together one of its top defensive performances in school history, leading the country in sacks (49) and rushing defense (75.5), while finishing second in total defense (246.7), tackles for loss (111) and fewest first downs allowed (13.9) and third in scoring defense (13.5). The 49 sacks were a school record.
 - Penn State defeated No. 8/7/10 Utah, 35-21, in the 109th Rose Bowl Game to cap off the **2022** season. The Nittany Lions reached the 11-win plateau for the 19th time in program history.
 - Penn State earned a New Year's Day bowl berth against Arkansas in the Outback Bowl in **2021**. With wins over No. 12/15 Wisconsin and No. 22/20 Auburn, Penn State tallied two wins over ranked teams within the first three games of the season for the first time in program history.
 - In **2020**, with the emergence of young skill players on offense, true freshmen accounted for 1,486 of Penn State's 3,873 total yards (38 percent), marking a school record for most combined scrimmage yards by true freshmen in a single season.
 - Penn State earned its third 11-win season in four years with an 11-2 record in **2019**, including a win over No. 17 Memphis in the Goodyear Cotton Bowl Classic. The Nittany Lions posted their fourth-straight top 12 finish in the final CFP rankings, coming in 10th, and were ranked ninth in the final Associated Press and Amway Coaches polls to earn their 25th AP Top 10 finish. Franklin was a finalist for the Paul "Bear" Bryant National Coach of the Year award for the second time at Penn State (2016) and third time in his head coaching career.
 - In **2018**, the Nittany Lions posted their third-straight season with at least nine wins with a 9-4 overall record, earning a berth in the VRBO Citrus Bowl. Penn State finished No. 12 in the final CFP rankings and No. 17 in the Associated Press and Amway Coaches polls.
 - Penn State climbed as high as No. 2 in the rankings in **2017** and appeared in a second-straight New Year's Six bowl, earning a 35-28 win over No. 11 Washington in the PlayStation Fiesta Bowl. At 11-2, the Nittany Lions earned back-to-back 11-win seasons for the fifth time in program history and first time since 2008 and 2009. Penn State finished the season No. 8 in the Associated Press and Amway Coaches polls and No. 9 in the final CFP rankings.
 - Penn State surged in **2016**, winning nine consecutive games en route to the Big Ten Championship, a Rose Bowl berth and an 11-3 overall record. Penn State finished the season ranked No. 5 in the College Football Playoff rankings and No. 7 in the Associated Press and Amway Coaches polls. It was Penn State's highest finish in the polls since 2005. The Lions claimed their fourth overall Big Ten Championship and first outright title since 1994 with a thrilling, 38-31 comeback win over Wisconsin in the Big Ten Championship Game. Franklin was honored as Sporting News National Coach of the Year and the Woody Hayes National Coach of the Year, as well as the Dave McLain Big Ten Coach of the Year and Associated Press Big Ten Coach of the Year.
 - Franklin guided the Nittany Lions to a 7-6 record in **2015** and a berth in the TaxSlayer Bowl.
 - Franklin's first season in **2014** was bookended with a pair of thrilling victories for the Nittany Lions. It began with a final-play 26-24 victory over UCF in Dublin, Ireland, in Penn State's first-ever international game and ended with a comeback, a 31-30 overtime win over Boston College in the New Era Pinstripe Bowl in Yankee Stadium. Franklin became just the third Penn State coach to lead the team to at least seven wins in his first season, joining Dick Harlow (1915) and Bill O'Brien (2012), and he guided the Nittany Lions to a 4-0 start, joining Harlow as the only first-year Penn State coaches to win their initial four games.

- NITTANY LIONS IN THE CLASSROOM**
- The Nittany Lions posted their first 1,000 single-year APR in program history in 2018-19, topping the previous high of 993 in 2014-15.
 - Olumuyiwa Fashanu (2023), Sean Clifford (2021) and Trace McSorley (2018) were selected as a National Football Foundation (NFF) Scholar-Athletes and finalists for the Campbell Trophy, known as the "Academic Heisman." They are the 18th, 19th and 20th Nittany Lions to be selected as an NFF Scholar-Athlete.
 - In 2019, punter Blake Gillikin took home CoSIDA Academic All-America® first-team honors for the second-straight year to become the 12th two-time first-team selection in Penn State history. He graduated with a perfect 4.0 grade-point average in May.
 - Gillikin's two first-team CoSIDA Academic All-America honors increase Penn State football's total to 67 honorees, which ranks second in Division I football history (FBS and FCS).
 - Tyler Yazujuan collected a berth on the CoSIDA Academic All-America® first team in 2016 after an appearance on the second team in 2015.
 - A program-record 10 Nittany Lions were named 2020-21 Big Ten Distinguished Scholars, besting the previous mark of nine set a year earlier.

- NITTANY LIONS IN THE COMMUNITY**
- The Nittany Lions are active in the community, participating in activities such as Uplifting Athletes, THON, Pennsylvania Special Olympics Summer Games, State College Area Food Bank and Penn State Hershey Children's Hospital visits.
 - In 2023 and 2024, Penn State Football partnered with Soles4Souls, whose mission is to turn unwanted shoes and clothing into opportunities, keeping them from going to waste and providing reliefs, creating jobs and empowering people to break the cycle of poverty.
 - On June 15, 2020, Franklin was named to the Big Ten Anti-Hate and Anti-Racism Coalition.
 - As part of the Cotton Bowl festivities in 2019, Franklin and his family made a \$10,000 financial commitment to the Dallas Children's Hospital.

BOWL GAMES AS A COACH

As a Head Coach:

| | | | |
|------------------------|-----|---|------------|
| 2023 Peach Bowl | PSU | L | 38-25 |
| 2023 Rose Bowl | PSU | W | 35-21 |
| 2022 Outback Bowl | PSU | L | 24-10 |
| 2019 Cotton Bowl | PSU | W | 53-39 |
| 2019 Citrus Bowl | PSU | L | 27-24 |
| 2017 Fiesta Bowl | PSU | W | 35-28 |
| 2017 Rose Bowl | PSU | L | 52-49 |
| 2016 TaxSlayer Bowl | PSU | L | 24-17 |
| 2014 Pinstripe Bowl | PSU | W | 31-30 (OT) |
| 2014 BBVA Compass Bowl | VU | W | 41-24 |
| 2012 Music City Bowl | VU | W | 38-24 |
| 2011 Liberty Bowl | VU | L | 31-24 |

As an Assistant Coach:

| | | | |
|------------------------|-----|---|-------|
| 2010 Military Bowl | UMD | W | 51-20 |
| 2008 Humanitarian Bowl | UMD | W | 42-35 |
| 2006 Texas Bowl | KSU | L | 37-10 |
| 2004 Gator Bowl | UMD | W | 41-7 |
| 2002 Orange Bowl | UMD | L | 56-23 |
| 2002 Peach Bowl | UMD | W | 30-3 |

COACHING HONORS

| | |
|------|--|
| 2019 | Paul "Bear" Bryant Coach of the Year Finalist |
| 2016 | Sporting News National Coach of the Year |
| | Woody Hayes National Coach of the Year |
| | Maxwell Club Tri-State Coach of the Year |
| | College Sports Madness National Coach of the Year |
| | Eddie Robinson Coach of the Year Finalist |
| | Paul "Bear" Bryant Coach of the Year Finalist |
| | Associated Press Coach of the Year Finalist |
| | George Munger College Coach of the Year Semifinalist |
| | Big Ten Dave McClain Coach of the Year (media vote) |
| | Associated Press Big Ten Coach of the Year |
| | Athlon Sports Big Ten Coach of the Year |
| | ECAC Division I FBS Coach of the Year |
| | The Dodd Trophy Coach of the Week. (Oct. 24) |
| 2012 | Paul "Bear" Bryant Coach of the Year Finalist |

ALL-AMERICANS AS A HEAD COACH

| | | |
|------|-------------------|----------------------|
| 2023 | Olumuyiwa Fashanu | 1st Team (Consensus) |
| | Chop Robinson | 3rd Team |
| 2022 | Olumuyiwa Fashanu | 2nd Team |
| | Kalen King | 2nd Team |
| | Joey Porter Jr. | 2nd Team |
| 2021 | Jaquan Brisker | 2nd Team |
| | Arnold Ebiketie | 2nd Team |
| | Jordan Stout | 2nd Team |
| | Jahan Dotson | 3rd Team |
| 2019 | Micah Parsons | 1st Team (Consensus) |
| | Pat Freiermuth | 2nd Team |
| 2017 | Saquon Barkley | 1st Team (Consensus) |
| | Mike Gesicki | 2nd Team |
| 2016 | Saquon Barkley | 3rd Team |
| 2015 | Carl Nassib | 1st Team (Consensus) |
| 2014 | Mike Hull | 2nd Team |
| 2013 | Jordan Matthews | 1st Team |
| 2012 | Jordan Matthews | 3rd Team |
| 2011 | Casey Hayward | 2nd Team |

AWARD WINNERS AS A HEAD COACH

| | | |
|------|--------------------|---|
| 2023 | Olumuyiwa Fashanu | Rimington-Pace Big Ten Offensive Lineman of the Year |
| | | National Football Foundation Scholar-Athlete |
| 2022 | Nicholas Singleton | Thompson-Randle El Big Ten Freshman of the Year |
| | Chris Stoll | Patrick Mannelly Award Winner |
| 2021 | Jordan Stout | Eddleman-Fields Big Ten Punter of the Year |
| | Sean Clifford | National Football Foundation Scholar-Athlete |
| | | Allstate AFCA Good Works Team |
| 2020 | Pat Freiermuth | Kwalick-Clark Big Ten Tight End of the Year |
| 2019 | Micah Parsons | Butkus-Fitzgerald Big Ten Linebacker of the Year |
| 2018 | Trace McSorley | National Football Foundation Scholar-Athlete |
| 2017 | Saquon Barkley | Paul Hornung Award Winner |
| | | Graham-George Big Ten Offensive Player of the Year |
| | | Ameche-Dayne Big Ten Running Back of the Year |
| | | Rodgers-Dwight Big Ten Return Specialist of the Year |
| | | Chicago Tribune Silver Football Award |
| | Brandon Smith | Allstate AFCA Good Works Team |
| 2016 | Saquon Barkley | Graham-George Big Ten Offensive Player of the Year |
| | | Ameche-Dayne Big Ten Running Back of the Year |
| | | Chicago Tribune Silver Football Award |
| | Tyler Davis | Vlade Award |
| 2015 | Carl Nassib | Rotary Lombardi Award |
| | | Ted Hendricks Award |
| | | Lott IMPACT Award |
| | | CBS Sports National Defensive Player of the Year |
| | | Nagurski-Woodson Big Ten Defensive Player of the Year |
| | Ben Kline | Allstate AFCA Good Works Teams |
| 2014 | Mike Hull | Butkus-Fitzgerald Big Ten Linebacker of the Year |

FRANKLIN RECORDS VS. OPPONENTS

| | | | | | |
|-------------------|-----|----------------|-----|-----------------|--------|
| Akron | 2 0 | Houston | 1 0 | Pittsburgh | 3 1 |
| Alabama | 0 1 | Idaho | 1 0 | Presbyterian | 1 0 |
| Appalachian State | 1 0 | Illinois | 5 2 | Purdue | 3 0 |
| Arkansas | 0 2 | Indiana | 9 1 | Rutgers | 10 0 |
| Army | 2 0 | Iowa | 5 2 | San Diego State | 1 0 |
| Auburn | 3 0 | Kent State | 3 0 | South Carolina | 0 3 |
| Austin Peay | 1 0 | Kentucky | 3 1 | Temple | 2 1 |
| Ball State | 1 0 | Maryland | 8 2 | Tennessee | 2 1 |
| Boston College | 1 0 | Memphis | 1 0 | Texas A&M | 0 1 |
| Bowling Green | 1 0 | Michigan | 3 7 | UAB | 1 0 |
| Buffalo | 2 0 | Michigan State | 5 5 | UCF | 1 0 |
| Central Michigan | 1 0 | Minnesota | 2 1 | UMass | 4 0 |
| Cincinnati | 0 1 | Mississippi | 2 2 | USC | 0 1 |
| Connecticut | 1 0 | Missouri | 1 1 | Villanova | 1 0 |
| Delaware | 1 0 | NC State | 1 0 | Wake Forest | 3 0 |
| Elon | 1 0 | Nebraska | 1 1 | Washington | 1 0 |
| Florida | 1 2 | Northwestern | 3 3 | West Virginia | 2 0 |
| Georgia | 1 3 | Ohio | 1 0 | Wisconsin | 3 0 |
| Georgia State | 1 0 | Ohio State | 1 9 | Total | 116 54 |



NFL DRAFT PICKS

As a Head Coach:

2024

| | | | |
|-------------------|---|-----|----------|
| Olumuyiwa Fashanu | 1 | 11 | Jets |
| Chop Robinson | 1 | 21 | Dolphins |
| Caedan Wallace | 3 | 68 | Patriots |
| Adisa Isaac | 3 | 93 | Ravens |
| Theo Johnson | 4 | 107 | Giants |
| Hunter Nourzad | 5 | 159 | Chiefs |
| Daequan Hardy | 6 | 219 | Bills |
| Kalen King | 7 | 255 | Packers |

2023

| | | | |
|-------------------|---|-----|----------|
| Joey Porter Jr. | 2 | 32 | Steelers |
| Brenton Strange | 2 | 61 | Jaguars |
| Juice Scruggs | 2 | 62 | Texans |
| Ji'Ayir Brown | 3 | 87 | 49ers |
| Sean Clifford | 5 | 149 | Packers |
| Parker Washington | 6 | 185 | Jaguars |

2022

| | | | |
|---------------------|---|-----|------------|
| Jahan Dotson | 1 | 16 | Commanders |
| Arnold Ebiketie | 2 | 38 | Falcons |
| Jaquan Brisker | 2 | 48 | Bears |
| Brandon Smith | 4 | 120 | Panthers |
| Jordan Stout | 4 | 130 | Ravens |
| Tariq Castro-Fields | 6 | 221 | 49ers |
| Rasheed Walker | 7 | 249 | Packers |
| Jesse Luketa | 7 | 256 | Cardinals |

2021

| | | | |
|----------------|---|-----|------------|
| Micah Parsons | 1 | 12 | Cowboys |
| Odafe Oweh | 1 | 31 | Ravens |
| Pat Freiermuth | 2 | 55 | Steelers |
| Shaka Toney | 7 | 246 | Commanders |
| Michal Menet | 7 | 247 | Cardinals |
| Will Fries | 7 | 248 | Colts |

2020

| | | | |
|-------------------|---|-----|----------|
| Yetur Gross-Matos | 2 | 38 | Panthers |
| KJ Hamler | 2 | 46 | Broncos |
| John Reid | 4 | 141 | Texans |
| Cam Brown | 6 | 183 | Giants |
| Robert Windsor | 6 | 193 | Colts |

2019

| | | | |
|-----------------|---|-----|---------|
| Miles Sanders | 2 | 53 | Eagles |
| Connor McGovern | 3 | 90 | Cowboys |
| Shareef Miller | 4 | 138 | Eagles |
| Amani Oruwariye | 5 | 146 | Lions |
| Trace McSorley | 6 | 197 | Ravens |
| Nick Scott | 7 | 243 | Rams |

2018

| | | | |
|--------------------|---|-----|-----------|
| Saquon Barkley | 1 | 2 | Giants |
| Mike Gesicki | 2 | 42 | Dolphins |
| Oren Burks (V) | 3 | 88 | Packers |
| Troy Apke | 4 | 109 | Redskins |
| DaeSean Hamilton | 4 | 113 | Broncos |
| Marcus Allen | 5 | 148 | Steelers |
| Christian Campbell | 6 | 182 | Cardinals |

2017

| | | | |
|---------------------|---|-----|------------|
| Zach Cunningham (V) | 2 | 57 | Texans |
| Chris Godwin | 3 | 84 | Buccaneers |
| Will Holden (V) | 5 | 157 | Cardinals |

2016

| | | | |
|-----------------------|---|-----|----------|
| Austin Johnson | 2 | 43 | Titans |
| Christian Hackenberg | 2 | 51 | Jets |
| Carl Nassib | 2 | 65 | Browns |
| Anthony Zettel | 6 | 202 | Lions |
| Jordan Lucas | 6 | 204 | Dolphins |
| Stephen Weatherly (V) | 7 | 227 | Vikings |

2015

| | | | |
|---------------|---|-----|------------|
| Donovan Smith | 2 | 34 | Buccaneers |
| Adrian Amos | 5 | 142 | Bears |
| Jesse James | 5 | 160 | Steelers |

2014

| | | | |
|-----------------|---|-----|----------|
| Jordan Matthews | 2 | 42 | Eagles |
| Wesley Johnson | 5 | 173 | Steelers |
| Andre Hal | 7 | 216 | Texans |

2013

| | | | |
|--------------|---|-----|----------|
| Zac Stacy | 5 | 160 | Rams |
| Ryan Seymour | 7 | 220 | Seahawks |

2012

| | | | |
|---------------|---|-----|---------|
| Casey Hayward | 2 | 62 | Packers |
| Tim Fugger | 7 | 214 | Colts |

As an Assistant Coach:

2011

| | | | |
|--------------|---|-----|--------|
| Torrey Smith | 2 | 58 | Ravens |
| Da'Rel Scott | 7 | 211 | Giants |

2010

| | | | |
|----------------|---|-----|---------|
| Bruce Campbell | 4 | 106 | Raiders |
|----------------|---|-----|---------|

2009

| | | | |
|---------------------|---|-----|------------|
| Darrius Heyward-Bey | 1 | 7 | Raiders |
| Josh Freeman | 1 | 17 | Buccaneers |
| Jaimie Thomas | 7 | 236 | Colts |
| Dan Gronkowski | 7 | 255 | Lions |

2008

| | | | |
|--------------|---|----|---------|
| Jordy Nelson | 2 | 36 | Packers |
|--------------|---|----|---------|

2007

| | | | |
|----------------|---|-----|--------|
| Yamon Figurs | 3 | 74 | Ravens |
| Thomas Clayton | 6 | 186 | 49ers |

(V) - Indicates Franklin coached NFL Draft pick while at Vanderbilt.

ALL-CONFERENCE SELECTIONS AS A HEAD COACH

2023

| | |
|-------------------|----------|
| Abdul Carter | 1st |
| Olumuyiwa Fashanu | 1st |
| Adisa Isaac | 1st |
| Chop Robinson | 1st |
| Kaytron Allen | 2nd |
| Alex Felkins | 2nd |
| Daequan Hardy | 2nd (RS) |
| | 3rd (DB) |

| | |
|--------------------|----------|
| Kalen King | 2nd |
| Hunter Nourzad | 2nd |
| Dani Dennis-Sutton | 3rd |
| Johnny Dixon | 3rd |
| Nicholas Singleton | 3rd (RB) |
| | HM (RS) |

| | |
|-----------------------|-----|
| Tyler Warren | 3rd |
| Drew Allar | HM |
| Zane Durant | HM |
| Dvon J-Thomas | HM |
| Olaivavega Ioane | HM |
| Curtis Jacobs | HM |
| Theo Johnson | HM |
| Kobe King | HM |
| KeAndre Lambert-Smith | HM |
| JB Nelson | HM |
| Jaylen Reed | HM |
| Riley Thompson | HM |
| Caedan Wallace | HM |
| Kevin Winston Jr. | HM |
| Sal Wormley | HM |

2022

| | |
|--------------------|----------|
| Joey Porter Jr. | 1st |
| Abdul Carter | 2nd |
| PJ Mustipher | 2nd |
| Olumuyiwa Fashanu | 2nd |
| Nicholas Singleton | 2nd (RS) |
| | 3rd (RB) |
| Ji'Ayir Brown | 3rd |
| Adisa Isaac | 3rd |
| Kalen King | 3rd |
| Juice Scruggs | 3rd |
| Brenton Strange | 3rd |
| Barney Amor | HM |
| Sean Clifford | HM |
| Johnny Dixon | HM |
| Bryce Effner | HM |
| Curtis Jacobs | HM |
| Hunter Nourzad | HM |
| Jake Pinegar | HM |
| Chop Robinson | HM |
| Nick Tarburton | HM |
| Parker Washington | HM |
| Sal Wormley | HM |

2021

| | |
|---------------------|---------------|
| Jaquan Brisker | 1st |
| Jahan Dotson | 1st (WR) |
| | 3rd (RS) |
| Arnold Ebiketie | 1st (P) |
| Jordan Stout | 1st (RB & RS) |
| | HM (K) |
| Ellis Brooks | 2nd |
| PJ Mustipher | 2nd |
| Ji'Ayir Brown | 3rd |
| Jesse Luketa | 3rd |
| Joey Porter Jr. | 3rd |
| Brandon Smith | 3rd |
| Rasheed Walker | 3rd |
| Tariq Castro-Fields | HM |
| Sean Clifford | HM |
| Curtis Jacobs | HM |
| Juice Scruggs | HM |
| Mike Miranda | HM |
| Brenton Strange | HM |

| | |
|---------------------|-----|
| Shaka Toney | 2nd |
| Cam Brown | 3rd |
| Tariq Castro-Fields | 3rd |
| Robert Windsor | 3rd |
| Journey Brown | HM |
| Sean Clifford | HM |
| Will Fries | HM |
| Blake Gillikin | HM |
| Michal Menet | HM |
| Jan Johnson | HM |
| Jake Pinegar | HM |
| John Reid | HM |
| Garrett Taylor | HM |
| Lamont Wade | HM |

| | |
|---------------------|----------|
| Pat Freiermuth | 2nd |
| Steven Gonzalez | 2nd |
| KJ Hamler | 2nd (WR) |
| | HM (RS) |
| Shaka Toney | 2nd |
| Cam Brown | 3rd |
| Tariq Castro-Fields | 3rd |
| Robert Windsor | 3rd |
| Journey Brown | HM |
| Sean Clifford | HM |
| Will Fries | HM |
| Blake Gillikin | HM |
| Michal Menet | HM |
| Jan Johnson | HM |
| Jake Pinegar | HM |
| John Reid | HM |
| Garrett Taylor | HM |
| Lamont Wade | HM |

| | |
|-----------------|---------------|
| Pat Freiermuth | 2nd |
| Steven Gonzalez | 2nd |
| KJ Hamler | 2nd (WR & RS) |
| | HM (RS) |
| Micah Parsons | HM |
| John Reid | HM |
| Nick Scott | HM |
| Garrett Taylor | HM |
| Robert Windsor | HM |

| | |
|----------------|----|
| Robert Windsor | HM |
|----------------|----|

2017

| | |
|--------------------|---------------|
| Marcus Allen | 1st |
| Saquon Barkley | 1st (RB & RS) |
| Mike Gesicki | 1st |
| Jason Cabinda | 2nd |
| Blake Gillikin | 2nd |
| DaeSean Hamilton | 2nd |
| Trace McSorley | 2nd |
| Amani Oruwariye | 2nd |
| DeAndre Thompkins | 2nd |
| Ryan Bates | 3rd |
| Shareef Miller | 3rd |
| Troy Apke | HM |
| Christian Campbell | HM |
| Curtis Cothran | HM |
| Parker Cothran | HM |
| Grant Haley | HM |
| Juwan Johnson | HM |

2020

| | |
|---------------------|----------|
| Pat Freiermuth | 1st |
| Odafe Oweh | 1st |
| Shaka Toney | 1st |
| Will Fries | 2nd |
| Mike Miranda | 2nd |
| Jaquan Brisker | 3rd |
| Jahan Dotson | 3rd (WR) |
| | HM (RS) |
| Michal Menet | 3rd |
| Joey Porter Jr. | 3rd |
| Lamont Wade | 3rd |
| Rasheed Walker | 3rd |
| Tariq Castro-Fields | HM |
| PJ Mustipher | HM |
| Antonio Shelton | HM |
| Brandon Smith | HM |

| | |
|---------------------|-----|
| Joey Porter Jr. | 3rd |
| Lamont Wade | 3rd |
| Rasheed Walker | 3rd |
| Tariq Castro-Fields | HM |
| PJ Mustipher | HM |
| Antonio Shelton | HM |
| Brandon Smith | HM |

| | |
|---------------------|----------|
| Yetur Gross-Matos | 1st |
| Micah Parsons | 1st |
| Pat Freiermuth | 2nd |
| Steven Gonzalez | 2nd |
| KJ Hamler | 2nd (WR) |
| | HM (RS) |
| Shaka Toney | 2nd |
| Cam Brown | 3rd |
| Tariq Castro-Fields | 3rd |
| Robert Windsor | 3rd |
| Journey Brown | HM |
| Sean Clifford | HM |
| Will Fries | HM |
| Blake Gillikin | HM |
| Michal Menet | HM |
| Jan Johnson | HM |
| Jake Pinegar | HM |
| John Reid | HM |
| Garrett Taylor | HM |
| Lamont Wade | HM |

| | |
|---------------------|----------|
| Pat Freiermuth | 2nd |
| Steven Gonzalez | 2nd |
| KJ Hamler | 2nd (WR) |
| | HM (RS) |
| Shaka Toney | 2nd |
| Cam Brown | 3rd |
| Tariq Castro-Fields | 3rd |
| Robert Windsor | 3rd |
| Journey Brown | HM |
| Sean Clifford | HM |
| Will Fries | HM |
| Blake Gillikin | HM |
| Michal Menet | HM |
| Jan Johnson | HM |
| Jake Pinegar | HM |
| John Reid | HM |
| Garrett Taylor | HM |
| Lamont Wade | HM |

| | |
|---------------------|----------|
| Yetur Gross-Matos | 1st |
| Micah Parsons | 1st |
| Pat Freiermuth | 2nd |
| Steven Gonzalez | 2nd |
| KJ Hamler | 2nd (WR) |
| | HM (RS) |
| Shaka Toney | 2nd |
| Cam Brown | 3rd |
| Tariq Castro-Fields | 3rd |
| Robert Windsor | 3rd |
| Journey Brown | HM |
| Sean Clifford | HM |
| Will Fries | HM |
| Blake Gillikin | HM |
| Michal Menet | HM |
| Jan Johnson | HM |
| Jake Pinegar | HM |
| John Reid | HM |
| Garrett Taylor | HM |
| Lamont Wade | HM |

| | |
|---------------------|----------|
| Pat Freiermuth | 2nd |
| Steven Gonzalez | 2nd |
| KJ Hamler | 2nd (WR) |
| | HM (RS) |
| Shaka Toney | 2nd |
| Cam Brown | 3rd |
| Tariq Castro-Fields | 3rd |
| Robert Windsor | 3rd |
| Journey Brown | HM |
| Sean Clifford | HM |
| Will Fries | HM |
| Blake Gillikin | HM |
| Michal Menet | HM |
| Jan Johnson | HM |
| Jake Pinegar | HM |
| John Reid | HM |
| Garrett Taylor | HM |
| Lamont Wade | HM |

| | |
|---------------------|----------|
| Yetur Gross-Matos | 1st |
| Micah Parsons | 1st |
| Pat Freiermuth | 2nd |
| Steven Gonzalez | 2nd |
| KJ Hamler | 2nd (WR) |
| | HM (RS) |
| Shaka Toney | 2nd |
| Cam Brown | 3rd |
| Tariq Castro-Fields | 3rd |
| Robert Windsor | 3rd |
| Journey Brown | HM |
| Sean Clifford | HM |
| Will Fries | HM |
| Blake Gillikin | HM |
| Michal Menet | HM |
| Jan Johnson | HM |
| Jake Pinegar | HM |
| John Reid | HM |
| Garrett Taylor | HM |
| Lamont Wade | HM |

| | |
|---------------------|----------|
| Pat Freiermuth | 2nd |
| Steven Gonzalez | 2nd |
| KJ Hamler | 2nd (WR) |
| | HM (RS) |
| Shaka Toney | 2nd |
| Cam Brown | 3rd |
| Tariq Castro-Fields | 3rd |
| Robert Windsor | 3rd |
| Journey Brown | HM |
| Sean Clifford | HM |
| Will Fries | HM |
| Blake Gillikin | HM |
| Michal Menet | HM |
| Jan Johnson | HM |
| Jake Pinegar | HM |
| John Reid | HM |
| Garrett Taylor | HM |
| Lamont Wade | HM |

| | |
|---------------------|----------|
| Yetur Gross-Matos | 1st |
| Micah Parsons | 1st |
| Pat Freiermuth | 2nd |
| Steven Gonzalez | 2nd |
| KJ Hamler | 2nd (WR) |
| | HM (RS) |
| Shaka Toney | 2nd |
| Cam Brown | 3rd |
| Tariq Castro-Fields | 3rd |
| Robert Windsor | 3rd |
| Journey Brown | HM |
| Sean Clifford | HM |
| Will Fries | HM |
| Blake Gillikin | HM |
| Michal Menet | HM |
| Jan Johnson | HM |
| Jake Pinegar | HM |
| John Reid | HM |
| Garrett Taylor | HM |
| Lamont Wade | HM |

| | |
|---------------------|----------|
| Pat Freiermuth | 2nd |
| Steven Gonzalez | 2nd |
| KJ Hamler | 2nd (WR) |
| | HM (RS) |
| Shaka Toney | 2nd |
| Cam Brown | 3rd |
| Tariq Castro-Fields | 3rd |
| Robert Windsor | 3rd |
| Journey Brown | HM |
| Sean Clifford | HM |
| Will Fries | HM |
| Blake Gillikin | HM |
| Michal Menet | HM |
| Jan Johnson | HM |
| Jake Pinegar | HM |
| John Reid | HM |
| Garrett Taylor | HM |
| Lamont Wade | HM |

| | |
|---------------------|----------|
| Yetur Gross-Matos | 1st |
| Micah Parsons | 1st |
| Pat Freiermuth | 2nd |
| Steven Gonzalez | 2nd |
| KJ Hamler | 2nd (WR) |
| | HM (RS) |
| Shaka Toney | 2nd |
| Cam Brown | 3rd |
| Tariq Castro-Fields | 3rd |
| Robert Windsor | 3rd |
| Journey Brown | HM |
| Sean Clifford | HM |
| Will Fries | HM |
| Blake Gillikin | HM |
| Michal Menet | HM |
| Jan Johnson | HM |
| Jake Pinegar | HM |
| John Reid | HM |
| Garrett Taylor | HM |
| Lamont Wade | HM |

| | |
|---------------------|----------|
| Pat Freiermuth | 2nd |
| Steven Gonzalez | 2nd |
| KJ Hamler | 2nd (WR) |
| | HM (RS) |
| Shaka Toney | 2nd |
| Cam Brown | 3rd |
| Tariq Castro-Fields | 3rd |
| Robert Windsor | 3rd |
| Journey Brown | HM |
| Sean Clifford | HM |
| Will Fries | HM |
| Blake Gillikin | HM |
| Michal Menet | HM |
| Jan Johnson | HM |
| Jake Pinegar | HM |
| John Reid | HM |
| Garrett Taylor | HM |
| Lamont Wade | HM |

| | |
|-------------------|----------|
| Yetur Gross-Matos | 1st |
| Micah Parsons | 1st |
| Pat Freiermuth | 2nd |
| Steven Gonzalez | 2nd |
| KJ Hamler | 2nd (WR) |
| | HM (RS) |
| Shaka Toney | 2nd |

STATISTICAL HIGHS & LOWS UNDER JAMES FRANKLIN

PENN STATE

Total Offense Highs

| | |
|-----|-------------------------|
| 718 | Kent State, 2024 |
| 673 | Idaho, 2019 |
| 643 | Kent State, 2018 |
| 619 | at Maryland, 2019 |
| 609 | Nebraska, 2017 |
| 599 | Iowa, 2016 |
| 591 | at Illinois, 2018 |
| 586 | at Michigan State, 2023 |
| 580 | Illinois, 2020 |
| 579 | at Iowa, 2017 |

Total Offense Lows

| | |
|-----|----------------------|
| 180 | at Temple, 2015 |
| 186 | at Michigan, 2018 |
| 191 | at Michigan, 2016 |
| 207 | Michigan, 2015 |
| 214 | at Michigan, 2014 |
| 219 | Maryland, 2014 |
| 227 | at Ohio State, 2019 |
| 227 | Illinois, 2021 |
| 233 | Michigan State, 2014 |
| 238 | Michigan, 2023 |

First Down Highs

| | |
|----|-------------------|
| 40 | Kent State, 2024 |
| 35 | Idaho, 2019 |
| 34 | Delaware, 2023 |
| 32 | Nebraska, 2017 |
| 32 | Ball State, 2021 |
| 31 | at Illinois, 2019 |
| 30 | at Maryland, 2018 |
| 30 | Maryland, 2020 |
| 30 | at Nebraska, 2020 |
| 29 | at Iowa, 2017 |

First Down Lows

| | |
|----|----------------------|
| 9 | at Temple, 2015 |
| 10 | at Michigan, 2022 |
| 11 | at Michigan, 2018 |
| 11 | at Wisconsin, 2021 |
| 12 | Army, 2015 |
| 12 | at Michigan, 2016 |
| 13 | Ohio State, 2016 |
| 14 | Northwestern, 2014 |
| 14 | at Ohio State, 2015 |
| 14 | Michigan, 2015 |
| 14 | Pittsburgh, 2017 |
| 14 | Michigan State, 2018 |
| 14 | Buffalo, 2019 |
| 14 | Michigan, 2019 |
| 14 | Illinois, 2021 |

Rushing Yardage Highs

| | |
|-----|-------------------|
| 396 | vs. Memphis, 2019 |
| 387 | at Illinois, 2018 |
| 372 | Maryland, 2016 |
| 359 | Iowa, 2016 |
| 340 | at Rutgers, 2016 |
| 331 | Idaho, 2019 |
| 330 | Rutgers, 2015 |
| 315 | Delaware, 2023 |
| 310 | Maryland, 2018 |
| 309 | Kent State, 2024 |

Rushing Yardage Lows

| | |
|----|----------------------|
| 16 | Ohio State, 2014 |
| 33 | at Ohio State, 2021 |
| 38 | Michigan State, 2014 |
| 39 | Indiana, 2017 |
| 42 | Maryland, 2014 |
| 44 | Ohio State, 2020 |
| 48 | at Maryland, 2015 |
| 49 | at Ohio State, 2023 |
| 50 | Northwestern, 2014 |
| 50 | at Wisconsin, 2021 |

Rushing Attempts Highs

| | |
|----|--------------------|
| 62 | Maryland, 2016 |
| 60 | Delaware, 2023 |
| 58 | Northwestern, 2022 |
| 57 | at Rutgers, 2020 |
| 57 | Iowa, 2023 |
| 53 | Iowa, 2019 |
| 53 | vs. Memphis, 2019 |
| 53 | Illinois, 2020 |
| 52 | Iowa, 2016 |
| 52 | at Indiana, 2020 |
| 52 | at Nebraska, 2020 |

Rushing Attempts Lows

| | |
|----|----------------------|
| 18 | at Wisconsin, 2021 |
| 22 | Michigan State, 2014 |
| 22 | Michigan, 2015 |
| 22 | at Michigan, 2022 |
| 24 | Pittsburgh, 2017 |
| 24 | Georgia State, 2017 |
| 24 | Buffalo, 2019 |
| 25 | Northwestern, 2014 |
| 26 | Michigan State, 2021 |
| 26 | at Ohio State, 2023 |

Passing Yardage Highs

| | |
|-----|--------------------------|
| 454 | vs. UCF, 2014 |
| 429 | Villanova, 2021 |
| 409 | Kent State, 2024 |
| 421 | at Maryland, 2019 |
| 401 | at Michigan State, 2017 |
| 394 | at Ohio State, 2021 |
| 386 | Michigan State, 2016 |
| 384 | vs. Wisconsin, 2016 |
| 371 | vs. Boston College, 2014 |
| 371 | Ohio State, 2022 |

Passing Yardage Lows

| | |
|-----|---------------------|
| 74 | Michigan, 2023 |
| 81 | Rutgers, 2019 |
| 88 | Rutgers, 2023 |
| 93 | at Illinois, 2014 |
| 103 | at Temple, 2015 |
| 112 | Temple, 2014 |
| 118 | at Michigan, 2018 |
| 120 | at Ohio State, 2015 |
| 121 | at Michigan, 2016 |
| 128 | Buffalo, 2015 |
| 128 | at Ohio State, 2019 |

Passing Attempt Highs

| | |
|----|--------------------------|
| 57 | Maryland, 2020 |
| 52 | at Ohio State, 2021 |
| 50 | Ohio State, 2014 |
| 50 | vs. Boston College, 2014 |
| 48 | at Iowa, 2017 |
| 48 | at Michigan State, 2017 |
| 47 | vs. UCF, 2014 |
| 47 | at Michigan State, 2015 |
| 47 | at Maryland, 2021 |
| 47 | Ohio State, 2022 |

Passing Attempt Lows

| | |
|----|------------------------|
| 13 | at Ohio State, 2015 |
| 14 | Rutgers, 2023 |
| 15 | Rutgers, 2019 |
| 16 | at Illinois, 2014 |
| 17 | at Michigan, 2018 |
| 18 | Iowa, 2016 |
| 18 | at West Virginia, 2024 |
| 19 | Rutgers, 2015 |
| 19 | Army, 2015 |
| 19 | Maryland, 2016 |

Passing Completion Highs

| | |
|----|--------------------------|
| 35 | at Ohio State, 2021 |
| 34 | vs. Boston College, 2014 |
| 32 | vs. UCF, 2014 |
| 32 | vs. Washington, 2014 |
| 32 | Ohio State, 2022 |
| 31 | Ohio State, 2014 |
| 31 | at Iowa, 2017 |
| 31 | Ohio, 2022 |
| 29 | at Northwestern, 2017 |
| 29 | at Maryland, 2019 |
| 29 | Auburn, 2021 |

Passing Completion Lows

| | |
|----|---------------------|
| 7 | at Ohio State, 2015 |
| 7 | Rutgers, 2023 |
| 8 | at Rutgers, 2014 |
| 8 | Ohio State, 2016 |
| 8 | at Michigan, 2018 |
| 8 | Rutgers, 2019 |
| 10 | Rutgers, 2015 |
| 10 | Army, 2015 |
| 10 | Maryland, 2016 |
| 10 | Northwestern, 2022 |

Scoring Highs

| | |
|----|---------------------|
| 79 | Idaho, 2019 |
| 66 | at Maryland, 2017 |
| 63 | Kent State, 2018 |
| 63 | at Illinois, 2018 |
| 63 | Delaware, 2023 |
| 63 | UMass, 2023 |
| 62 | Purdue, 2016 |
| 59 | at Maryland, 2019 |
| 56 | Georgia State, 2017 |
| 56 | Nebraska, 2017 |
| 56 | Illinois, 2020 |
| 56 | Kent State, 2024 |

Scoring Lows

| | |
|----|----------------------|
| 6 | Northwestern, 2014 |
| 7 | at Michigan, 2018 |
| 10 | Michigan State, 2014 |
| 10 | at Temple, 2015 |
| 10 | at Ohio State, 2015 |
| 10 | at Michigan, 2016 |
| 10 | vs. Arkansas, 2021 |
| 12 | at Ohio State, 2023 |
| 13 | at Rutgers, 2014 |
| 13 | at Michigan, 2014 |
| 13 | at Indiana, 2014 |

Total Offense Highs

| | |
|-----|-------------------------|
| 575 | vs. USC, 2016 |
| 563 | at Michigan, 2022 |
| 554 | at Indiana, 2018 |
| 542 | vs. Memphis, 2019 |
| 540 | vs. Ole Miss, 2023 |
| 529 | at Ohio State, 2017 |
| 526 | Ohio State, 2020 |
| 515 | at Michigan, 2016 |
| 474 | at Michigan State, 2017 |
| 469 | Minnesota, 2016 |

Total Offense Lows

| | |
|-----|-------------------------|
| 53 | at Michigan State, 2023 |
| 66 | Kent State, 2024 |
| 76 | Iowa, 2023 |
| 87 | at Rutgers, 2016 |
| 104 | Purdue, 2019 |
| 109 | UMass, 2023 |
| 128 | at Maryland, 2019 |
| 134 | Maryland, 2022 |
| 140 | Delaware, 2023 |
| 145 | Idaho, 2019 |

First Down Highs

| | |
|----|---------------------|
| 33 | vs. USC, 2016 |
| 32 | at Indiana, 2018 |
| 31 | Minnesota, 2016 |
| 30 | vs. Ole Miss, 2023 |
| 29 | at Wisconsin, 2021 |
| 29 | at Maryland, 2021 |
| 28 | at Michigan, 2022 |
| 27 | at Ohio State, 2017 |
| 27 | at Ohio State, 2019 |
| 27 | vs. Memphis, 2019 |

First Down Lows

| | |
|---|-------------------------|
| 4 | Iowa, 2023 |
| 5 | at Rutgers, 2016 |
| 5 | Idaho, 2019 |
| 5 | Delaware, 2023 |
| 5 | at Michigan State, 2023 |
| 6 | Kent State, 2024 |
| 8 | Temple, 2014 |
| 8 | Purdue, 2019 |
| 9 | at Rutgers, 2022 |
| 9 | UMass, 2023 |

Rushing Yardage Highs

| | |
|-----|--------------------------|
| 418 | at Michigan, 2022 |
| 357 | Illinois, 2021 |
| 353 | vs. Arkansas, 2021 |
| 341 | at Pitt, 2016 |
| 326 | at Michigan, 2016 |
| 315 | at Ohio State, 2015 |
| 285 | vs. Boston College, 2014 |
| 261 | Army, 2015 |
| 259 | at Michigan, 2018 |
| 245 | at Pittsburgh, 2018 |
| 245 | at Illinois, 2018 |

Rushing Yardage Lows

| | |
|-----|-------------------------|
| -49 | at Maryland, 2023 |
| -35 | at Michigan State, 2023 |
| -19 | Purdue, 2019 |
| 3 | UMass, 2014 |
| 4 | Idaho, 2019 |
| 20 | Iowa, 2023 |
| 24 | vs. UCF, 2014 |
| 24 | Pittsburgh, 2019 |
| 25 | Michigan State, 2022 |
| 30 | Iowa, 2016 |

OPPONENTS

Rushing Attempts Highs

| | |
|----|---------------------|
| 67 | Illinois, 2021 |
| 61 | at Ohio State, 2019 |
| 58 | Buffalo, 2019 |
| 58 | at Wisconsin, 2021 |
| 58 | vs. Arkansas, 2021 |
| 57 | Ohio State, 2014 |
| 56 | at Pitt, 2016 |
| 55 | Army, 2015 |
| 55 | at Rutgers, 2018 |
| 55 | at Michigan, 2022 |

Rushing Attempts Lows

| | |
|----|------------------------|
| 16 | at Maryland, 2023 |
| 17 | Iowa, 2023 |
| 20 | Temple, 2014 |
| 22 | at Purdue, 2022 |
| 23 | at Iowa, 2017 |
| 23 | Central Michigan, 2022 |
| 24 | Indiana, 2021 |
| 24 | Delaware, 2023 |
| 25 | Akron, 2014 |
| 25 | at Maryland, 2017 |
| 25 | Pittsburgh, 2019 |
| 25 | Michigan State, 2022 |

Passing Yardage Highs

| | |
|-----|-------------------------|
| 479 | vs. Memphis, 2019 |
| 453 | vs. USC, 2016 |
| 400 | at Michigan State, 2017 |
| 399 | Nebraska, 2017 |
| 394 | vs. Ole Miss, 2023 |
| 372 | Pittsburgh, 2019 |
| 371 | Indiana, 2019 |
| 371 | at Maryland, 2021 |
| 365 | at Purdue, 2022 |
| 354 | Ohio State, 2022 |

Passing Yardage Lows

| | |
|----|---------------------|
| 18 | Kent State, 2024 |
| 32 | Army, 2015 |
| 38 | Illinois, 2021 |
| 43 | Rutgers, 2017 |
| 45 | UMass, 2023 |
| 46 | at Rutgers, 2018 |
| 48 | at Rutgers, 2016 |
| 55 | at Pittsburgh, 2018 |
| 56 | Iowa, 2023 |
| 58 | Delaware, 2023 |

Passing Attempt Highs

| | |
|----|-------------------------|
| 60 | at Purdue, 2022 |
| 58 | at Maryland, 2021 |
| 56 | at Michigan State, 2017 |
| 55 | Purdue, 2016 |
| 55 | at Indiana, 2018 |
| 54 | vs. USC, 2016 |
| 53 | Michigan State, 2018 |
| 53 | vs. Memphis, 2019 |
| 52 | Central Michigan, 2022 |
| 51 | Pittsburgh, 2019 |

Passing Attempt Lows

| | |
|----|--------------------|
| 1 | Army, 2015 |
| 8 | Michigan, 2023 |
| 13 | Kent State, 2024 |
| 15 | at Pitt, 2016 |
| 15 | vs. Kentucky, 2018 |
| 16 | Maryland, 2016 |
| 16 | at Rutgers, 2018 |
| 16 | Iowa, 2023 |
| 16 | Rutgers, 2023 |
| 17 | at Rutgers, 2016 |
| 17 | at Michigan, 2018 |
| 17 | Delaware, 2023 |

Passing Completion Highs

| | |
|----|-------------------------|
| 41 | at Maryland, 2021 |
| 36 | Purdue, 2016 |
| 35 | at Indiana, 2018 |
| 35 | Pittsburgh, 2019 |
| 33 | vs. USC, 2016 |
| 33 | at Ohio State, 2017 |
| 33 | at Michigan State, 2017 |
| 33 | vs. Memphis, 2019 |
| 31 | Indiana, 2019 |
| 31 | at Maryland, 2023 |

Passing Completion Lows

| | |
|---|------------------|
| 1 | Army, 2015 |
| 2 | Kent State, 2024 |
| 5 | at Rutgers, 2018 |
| 6 | Delaware, 2023 |
| 6 | Iowa, 2023 |
| 7 | at Rutgers, 2016 |
| 7 | Rutgers, 2017 |
| 7 | Michigan, 2023 |
| 8 | Illinois, 2020 |
| 8 | Illinois, 2021 |

Scoring Highs

| | |
|----|-------------------------|
| 55 | at Michigan State, 2015 |
| 52 | vs. USC, 2016 |
| 49 | at Michigan, 2016 |
| 44 | Nebraska, 2017 |
| 44 | Ohio State, 2022 |
| 42 | at Pitt, 2016 |
| 42 | at Michigan, 2018 |
| 41 | Iowa, 2020 |
| 41 | at Michigan, 2022 |
| 39 | at Ohio State, 2017 |
| 39 | vs. Memphis, 2019 |

Scoring Lows

| | |
|---|-------------------------|
| 0 | Illinois, 2015 |
| 0 | at Rutgers, 2016 |
| 0 | Akron, 2017 |
| 0 | Georgia State, 2017 |
| 0 | at Maryland, 2019 |
| 0 | Indiana, 2021 |
| 0 | Rutgers, 2021 |
| 0 | Maryland, 2022 |
| 0 | Iowa, 2023 |
| 0 | UMass, 2023 |
| 0 | at Michigan State, 2023 |
| 0 | Kent State, 2024 |

SERIES NOTES

HEAD COACH DESHAUN FOSTER

- DeShaun Foster was named head coach at his alma mater on Feb. 12, 2024.
- Foster spent 10 of the previous 11 seasons on the staff at UCLA.
- He started his coaching career as a student assistant with the Bruins in 2012-13 before becoming a graduate assistant in 2014.
- In 2015, Foster served as Director of Player Development and High School Relations before spending the 2016 season as running backs coach at Texas Tech.
- Foster returned to UCLA in 2017, serving as running backs coach from 2017-23, adding an associate head coach title in 2023.
- As a player at UCLA, Foster rushed for 3,194 yards and 40 touchdowns.

SCOUTING THE BRUINS

- UCLA is 1-3 this season and 0-2 in Big Ten play.
- The Bruins earned a 16-13 win at Hawaii to open the season, but fell against Indiana (42-13), No. 14/13 LSU (34-17) and No. 8/7 Oregon (34-13).
- In the Oregon game, UCLA gained 172 total yards, while allowing 431.
- Ethan Garbers threw for 118 yards, while T.J. Harden rushed for 53.
- On defense, Bryan Addison returned an interception 96 yards for a score.
- UCLA is averaging 14.8 points and 262.0 total yards per game.
- Garbers has completed 57.3 percent of his passes for 808 yards and three touchdowns.
- Harden leads the rushing attack with 125 yards and a touchdown, while Rico Flores Jr. is the top receiving target with 12 catches for 187 yards and a touchdown.
- UCLA's defense is allowing 30.8 points and 398.3 total yards per contest.
- LB Carson Schwesinger leads the squad with 34 tackles, including 1.5 tackles for loss.
- LB Kain Medrano paces the team with four tackles for loss to go with 24 tackles and a forced fumble.
- K Mateen Bhaghani is 8-of-9 on field goal attempts this season with a long of 54.
- P Brody Richter is averaging 44.5 yards per punt.

TOP PERFORMANCES - PENN STATE

| | |
|-------------------|---------------------------|
| Rushing | |
| Gary Klingensmith | 15 for 67 yds ('63) |
| Tom Urbanik | 17 for 64 yds ('63) |
| Bob Campbell | 15 for 93 yds, 1 TD ('67) |
| Charlie Pittman | 21 for 87 yds, 1 TD ('68) |

| | |
|----------------|-------------------------------|
| Passing | |
| Pete Liske | 19-of-27, 175 yds, 1 TD ('63) |
| Tom Sherman | 6-of-17, 122 yds ('66) |
| Chuck Burkhart | 10-of-19, 158 yds, 1 TD ('68) |

| | |
|------------------|--------------------|
| Receiving | |
| Junior Powell | 9 for 83 yds ('63) |
| Jack Curry | 3 for 85 yds ('66) |
| Ted Kwalick | 5 for 50 yds ('68) |

TOP PERFORMANCES - UCLA

| | |
|------------------|---------------------------|
| Rushing | |
| Cornell Champion | 18 for 68 yds, 1 TD ('64) |
| Mel Farr | 17 for 92 yds, 2 TD ('66) |
| Rick Purdy | 18 for 88 yds ('67) |
| Greg Jones | 17 for 85 yds ('68) |

| | |
|----------------|--------------------------------------|
| Passing | |
| Larry Zeno | 11-of-23, 124 yds, 2 TD, 2 INT ('63) |
| Larry Zeno | 9-of-23, 176 yds, 2 TD, 1 INT ('64) |
| Gary Beban | 8-of-13, 131 yds ('66) |

| | |
|------------------|--------------------------|
| Receiving | |
| Mel Profit | 4 for 66 yds ('63) |
| Kurt Altenberg | 2 for 67 yds, 1 TD ('64) |
| Cornell Champion | 4 for 64 yds ('66) |
| Dave Nuttall | 6 for 80 yds ('67) |

SERIES RECORD

Penn State trails 4-2 in the all-time series against UCLA. The Nittany Lions and Bruins will meet for the first time since 1968 and the first time as Big Ten foes. Penn State is 1-2 at home against UCLA.

| Year | Site | Result |
|------|------|-------------------|
| 1963 | Home | Penn State, 17-14 |
| 1964 | Away | UCLA, 21-14 |
| 1965 | Home | UCLA, 24-22 |
| 1966 | Away | UCLA, 49-11 |
| 1967 | Home | UCLA, 17-15 |
| 1968 | Away | Penn State, 21-6 |

LAST MEETING PENN STATE DEFEATS UCLA, 21-6

LOS ANGELES, Calif. - It seemed like poetic justice as a blocked punt resulted in a 36-yard touchdown return by linebacker Jim Kates, launching the Penn State Nittany Lions on their way to a 21-6 football victory over UCLA.


The punt was blocked by fellow linebacker Jack Ham and scooped up by Kates on the run at the Bruin 36, from where he dashed to the end zone untouched, giving Penn State a 7-0 lead.

Ironically, it had been a blocked punt by UCLA that proved the 17-15 downfall of the Nittany Lions when the two teams met in 1967 at a time when UCLA was nationally ranked and Penn State was the underdog.

The Lions put the game on ice in the third quarter with an electrifying 76-yard pass play from quarterback Chuck Burkhart to fullback Tom Cherry. Cherry caught the ball on his own 30 and dashed down the right sideline for the touchdown. The Lions added an insurance touchdown in the fourth quarter on a 10-yard sprint by halfback Charlie Pittman.

Meanwhile, the Nittany Lion defense intercepted two passes, recovered a UCLA fumble and tossed Bruin quarterbacks for 26 yards in losses.

Pittman gained 94 yards on 21 carries for the Lions, marking the first time in the 1968 season he did not go over the 100 yard mark. All-America tight end Ted Kwalick caught five passes for 50 yards, while Burkhart hit on 10-of-19 for 158 yards. UCLA's lone score came in the second quarter on a pass from Jim Nader to Mike Garrett ending a 48 yard drive in 13 plays.



TEAM STATISTICS

| | UCLA | PSU |
|---------------------|--------|---------|
| First Downs | 16 | 15 |
| Rushing Yards | 128 | 176 |
| Passing Yards | 102 | 158 |
| Passing (C-A-Int) | 8-22-2 | 10-19-1 |
| Total Offense | 230 | 334 |
| Fumbles (#-Lost) | 2-1 | 0-0 |
| Penalties (#-Yards) | 11-90 | 7-75 |

GAME LEADERS

* Top performers from each school based on yardage.

| UCLA | | PENN STATE | |
|----------------------------|------------------------------|----------------------------|-------------------------------|
| Passing | | Passing | |
| Jim Nader | 8-of-22, 102 yds, 1 TD/2 INT | Chuck Burkhart | 10-of-19, 158 yds, 1 TD/1 INT |
| Rushing | | Rushing | |
| Greg Jones | 17 for 85 yds | Charlie Pittman | 21 for 87 yds, 1 TD |
| Mickey Cureton | 6 for 35 yds | Tom Cherry | 15 for 57 yds |
| Receiving | | Receiving | |
| Harold Busby | 4 for 51 yds | Ted Kwalick | 5 for 50 yds |
| Ron Copeland | 2 for 33 yds | Tom Cherry | 2 for 77 yds, 1 TD |
| Tackles (U-A-Total) | | Tackles (U-A-Total) | |
| Mike Ballou | 14-0-14 | Dennis Onkotz | 8-2-10 |
| Floyd Reese | 11-0-11 | Steve Smeare | 8-0-8 |

OTHER

| | |
|----------|---------------------|
| Date | October 12, 1968 |
| Location | Los Angeles, Calif. |
| Stadium | L.A. Coliseum |

PENN STATE VS. BIG TEN

PENN STATE VS. BIG TEN

- Penn State is 51-22 in the Big Ten since 2016.
- PSU won 13 consecutive games against Big Ten opponents from 2016-17, breaking its record of 12 from 1993-94.
- Penn State owns a 257-130-3 mark against Big Ten Conference teams since the Nittany Lions first opposed Ohio State in 1912.
- The Nittany Lions began play as a member of the Big Ten Conference in 1993 and have a 161-94 mark.
- Penn State played 132 games vs. the current Big Ten alignment when either or both Penn State itself (prior to 1993) or the opponent (Nebraska prior to 2011; Maryland and Rutgers prior to 2014; Oregon, UCLA, USC and Washington prior to 2024) was not yet a member of the Big Ten. The Nittany Lions went 92-37-3 in those games.

| Opponent | Record | 1st Meeting | Last Meeting |
|-------------------|---------------|-------------|--------------|
| Illinois | 22-6 | 1954 | 2024 |
| Indiana | 25-2 | 1993 | 2023 |
| Iowa | 18-14 | 1930 | 2023 |
| Maryland | 43-3-1 | 1917 | 2023 |
| Michigan | 10-17 | 1993 | 2023 |
| Michigan State | 19-18-1 | 1914 | 2023 |
| Minnesota | 10-6 | 1993 | 2022 |
| Nebraska | 8-10 | 1920 | 2020 |
| Northwestern | 16-5 | 1993 | 2023 |
| Ohio State | 14-25 | 1912 | 2023 |
| Oregon | 3-1 | 1960 | 1994 |
| Purdue | 16-3-1 | 1951 | 2022 |
| Rutgers | 32-2 | 1918 | 2023 |
| UCLA | 2-4 | 1963 | 1968 |
| USC | 4-6 | 1922 | 2016 |
| Washington | 3-0 | 1921 | 2017 |
| Wisconsin | 11-9 | 1953 | 2021 |

Bold indicates 2024 opponent

BIG TEN'S NEW TEAMS

- The Big Ten welcomed four former Pac-12 schools ahead of the 2024 season.
- Oregon, UCLA, USC and Washington joined the conference to expand the league to 18 teams.
- The Nittany Lions meet UCLA (10/5), USC (10/12) and Washington (11/9) in 2024.
- Penn State's all-time games against the former Pac-12 schools:

| Date | Opponent | Score |
|------------|-------------------------------------|----------|
| 12/3/1921 | at Washington | W, 21-7 |
| 1/1/1923 | vs. USC (Rose Bowl) | L, 3-14 |
| 12/17/1960 | vs. No. 16 Oregon (Liberty Bowl) | W, 41-12 |
| 9/21/1963 | at Oregon | W, 17-7 |
| 9/28/1963 | UCLA | W, 17-14 |
| 9/26/1964 | at UCLA | L, 14-21 |
| 10/3/1964 | Oregon | L, 14-22 |
| 10/2/1965 | UCLA | L, 22-24 |
| 10/15/1966 | at No. 4 UCLA | L, 11-49 |
| 10/7/1967 | No. 3 UCLA | L, 15-17 |
| 10/12/1968 | at UCLA | W, 21-6 |
| 1/1/1982 | vs. No. 8 USC (Fiesta Bowl) | W, 26-10 |
| 12/26/1983 | vs. Washington (Aloha Bowl) | W, 13-10 |
| 9/15/1990 | at No. 6 USC | L, 14-19 |
| 9/14/1991 | at USC | L, 10-21 |
| 9/11/1993 | USC | W, 21-20 |
| 9/10/1994 | No. 14 USC | W, 38-14 |
| 1/2/1994 | vs. No. 12 Oregon (Rose Bowl) | W, 38-20 |
| 8/25/1996 | vs. No. 7 USC (Giants Stadium) | W, 24-7 |
| 8/27/2000 | vs. No. 15 USC (Giants Stadium) | L, 5-29 |
| 1/1/2009 | vs. No. 5 USC (Rose Bowl) | L, 24-38 |
| 1/2/2016 | vs. No. 9 USC (Rose Bowl) | L, 49-52 |
| 12/30/2017 | vs. No. 12 Washington (Fiesta Bowl) | W, 35-28 |
| 10/5/2024 | UCLA | -- |

MILESTONE WATCH

- **Drew Allar** is 161 yards shy of 4,000 career passing yards.
- **Kaytron Allen** is 3 touchdowns shy of 20 career rushing touchdowns.
- **Abdul Carter** is 6 sacks shy of 20 career sacks.
- **Tyler Elsdon** is 14 tackles shy of 100 career tackles.
- **Omari Evans** is 134 yards shy of 500 career receiving yards.
- **Beau Pribula** is 72 yards shy of 500 career rushing yards.
- **Nicholas Singleton** is 33 yards shy of 500 career receiving yards.
- **Tyler Warren** is 134 yards shy of 1,000 career receiving yards.
- **Kevin Winston Jr.** is 10 tackles shy of 100 career tackles.

TEAM NOTES

BIG NOON KICKOFF

- Penn State will be featured on FOX's Big Noon Kickoff for the second time this season.
- The Nittany Lions' 34-12, season-opening win at West Virginia on August 31.
- Since the show's debut in 2019, Penn State has made 11 appearances as FOX's featured game.
- Penn State will host FOX's Big Noon Kickoff for the third time in Happy Valley after welcoming the show in 2022 (Ohio State, 10/29) and 2023 (Michigan, 11/11).
- The broadcast will begin at 10 a.m. and lead up to kickoff between the Nittany Lions and Bruins at noon.
- The crew of Rob Stone, Reggie Bush, Mark Ingram, Matt Leinart, Brady Quinn and Urban Meyer will be live ahead of the meeting, while the in-game crew of Gus Johnson, Joel Klatt and Jenny Taft will call the action.

PENN STATE STRIPE OUT

- The Nittany Lions will play in their ninth Penn State Stripe Out Game.
- The Penn State Stripe Out game has been played each season since 2015, except for 2020 due to COVID-19 restrictions.
- The first Penn State Stripe Out game was against Rutgers in 2015, a 28-3 victory.
- Penn State Stripe Out Games:

| Date | Opponent | Result |
|----------|------------------|----------|
| 9/19/15 | Rutgers | W, 28-3 |
| 9/17/16 | Temple | W, 34-27 |
| 9/18/17 | Nebraska | W, 56-44 |
| 10/13/18 | Michigan State | L, 17-21 |
| 9/14/19 | Pitt | W, 17-10 |
| 10/2/21 | Indiana | W, 24-0 |
| 10/29/22 | No. 2 Ohio State | L, 31-44 |
| 11/11/23 | No. 2 Michigan | L, 15-24 |
| 10/5/24 | UCLA | -- |

UCLA CONNECTIONS

- Penn State junior RB **Kaytron Allen** and UCLA redshirt senior OL Reuben Unije both played at IMG Academy in Florida.
- Penn State junior K **Chase Meyer** and UCLA redshirt junior DB Jaylin Davies and redshirt freshman LB Larry Edwards III all played at Mater Dei High School in California.
- Penn State redshirt junior LB **Ben Chizmar** and redshirt sophomore OL **Matt Detisch** and UCLA redshirt junior OL Michael Carmody all played at Mars Area High School in Pennsylvania.

UCLA COACH CONNECTIONS

- Penn State co-offensive coordinator/tight ends coach **Ty Howle** and UCLA wide receivers coach Erik Frazier coached together at Western Illinois in 2018. Howle served as the assistant head coach/offensive coordinator/offensive line coach, while Frazier was the wide receivers coach.
- UCLA assistant head coach/passing game coordinator/safeties coach Brian Norwood coached at Penn State from 2001-07, serving as safeties coach.

ILLINOIS NOTES

- Penn State is 17-15 all-time in Big Ten openers, including wins in its last four and seven of the last eight.
- Penn State is 75-24-5 in Homecoming games and 5-2 when wearing its Generations of Greatness uniforms.
- Penn State has held Big Ten opponents to less than 100 rushing yards in three-straight games and 14 of the last 15 contests.
- From the 1:41 mark of the second quarter (when Illinois had the ball at the Penn State 2-yard line) until the end of the game, the Nittany Lions held Illinois to 39 total yards.
- A missed field goal in the red zone by the Illini in the second quarter snapped a streak of 36-straight red zone scores, which was the longest in the country.
- Penn State had a season-high 13 tackles for loss, the most since recording 14 in 2023 vs. UMass, and most in a Big Ten game since 2022 at Rutgers (15).

- The Nittany Lions recorded a season-high seven sacks, their most since notching seven in 2023 at Michigan State.
- DE **Abdul Carter** is the first Nittany Lion with four tackles for loss in a game since Yetur Gross-Matos against Iowa in 2018.
- Carter was tabbed Big Ten Defensive Player of the Week.

KENT STATE NOTES

- Penn State posted 718 yards of total offense and allowed 66 total yards on defense, a difference of 652 yards. The difference is the most for a Penn State team since 1947 and according to ESPN Stats & Info, the highest yard differential in the FBS in the last 20 years.
- Penn State had a school-record 718 yards of offense. The previous record was 711 yards vs. Susquehanna in 1926.
- The Nittany Lions had a school-record 40 first downs. The previous record was 38 vs. West Virginia in 1962.
- PSU had eight different players score a touchdown in a game for the first time since eight scored against Georgia State in 2017.
- Penn State's 409 passing yards are the fifth-highest in school history and the most since the Nittany Lions had 429 passing yards vs. Villanova in 2021.
- Between the second and third quarters, Penn State scored four touchdowns in a 7:36 span, while covering 319 yards.
- Penn State had three different players (QB **Drew Allar**, QB **Beau Pribula**, TE **Tyler Warren**) throw a passing touchdown in the same game since 2008 in a 55-13 win over Syracuse (QB Daryll Clark, QB Pat Devlin, QB Paul Cianciolo).
- Warren threw a 17-yard touchdown pass to Nicholas Singleton in the second quarter. It was Warren's first career touchdown pass.
- Warren is the first non-PSU quarterback with a passing and receiving touchdown in the same game since WR KeAndre Lambert-Smith against Michigan State in 2022.
- Penn State held Kent State to 66 yards of offense (48 rushing, 18 passing), tied for the seventh-fewest since 1947. It is the fewest yards allowed by the Nittany Lions since holding Michigan State to 53 yards of total offense in 2023.
- The Nittany Lions held Kent State to 20 total yards in the first quarter (0 pass, 20 rush) and 40 total yards in the first half (18 pass, 22 rush). Penn State held Kent State to 26 yards in the second half (0 pass, 26 rush).
- The 18 passing yards allowed are the fewest allowed by Penn State under **James Franklin**.
- Penn State only allowed six first downs, the fewest since allowing five at Michigan State in 2023.
- The two passing completions allowed are the second-fewest allowed under Franklin and the lowest number of completions allowed since Army had one completion in 2015.

BOWLING GREEN NOTES

- Penn State snapped a streak of 28 games not allowing a first-drive touchdown, dating back to the Michigan State game in 2021. It was the nation's longest active streak.
- The Nittany Lions snapped a streak of 15-straight regular-season non-conference matchups without allowing more than 20 points in a game.
- Penn State is 123-13-1 all-time in home openers and 55-10 in Beaver Stadium home openers, including wins in 21 of the last 23 home openers.
- On Bowling Green's opening drive, Penn State snapped a streak of 28-straight games not allowing a first-drive touchdown, dating back to the Michigan State game in 2021. It was the nation's longest active streak.
- The Nittany Lions snapped a streak of 15-straight regular season non-conference games not allowing more than 20 points.
- Penn State had nine plays of 20+ yards on Saturday (five passes, four rushes)
- RB **Nicholas Singleton** and RB **Kaytron Allen** each rushed for 100 yards in the same game for the second time in their careers.
- TE **Tyler Warren** posted a career-high 146 yards on a career-best eight receptions.

TEAM NOTES

- Warren's 146 receiving yards are a Penn State tight end record in a game, topping Matt Kranchick's 136 yards against Wisconsin in 2003.
- The senior earned his second-career 100-yard receiving game. He is tied-second among Penn State tight ends, trailing only Ted Kwalick (1966-68). He is tied with Mickey Shuler (2; 1975-77) and Pat Freiermuth (2; 2018-20).
- Penn State held Bowling Green to six total yards in the third quarter (1 rushing, 5 passing).

WEST VIRGINIA NOTES

- The Nittany Lions have won six-straight matchups in the series and 34 of the last 36 contests.
- Penn State is now 114-22-2 all-time in season openers and has won 20 of its last 23 season-opening contests.
- Due to lightning in the area, the start of the second half was delayed by 2 hours and 19 minutes.
- QB **Drew Allar** threw three touchdown passes in the second quarter, becoming the first Penn State quarterback to throw three touchdown passes in a quarter since Trace McSorley against Michigan State in 2016 (third quarter – Chris Godwin 34 yards, Mike Gesicki 45 yards, Godwin 59 yards).
- Penn State forced three turnovers, including two fumbles and an interception.
- S **Kevin Winston Jr.** tied a career high with 12 tackles (7 solo), earning his third career double-digit tackle game.
- Winston claimed Big Ten Defensive Player of the Week honors.
- in the fourth quarter, DE **Dani Dennis-Sutton** recovered a fumble and CB **Elliot Washington II** picked off a pass.

STREAKING

- Penn State has not allowed a special teams touchdown in 65-straight games, dating back to the start of the 2019 season.
- Penn State has won 20 consecutive games against teams that are not members of a Power Four conference.
- Penn State has won 22 consecutive games over non-conference opponents during the regular season, dating back to a win over Temple in 2016.
- Penn State has won 27-straight non-conference home games, dating back to a win over Kent State in 2013.

DAWKINS ON GOOD WORKS TEAM

- Redshirt senior OL **Nick Dawkins** was named to the Allstate AFCA Good Works Team on Sept. 17.
- Dawkins is one of 22 student-athletes on the Allstate AFCA Good Works Team, which recognizes exemplary community service.
- By being one of 11 FBS players selected to the Good Works Team, Dawkins is also a semifinalist for the Allstate Wuerffel Trophy.

BACK-TO-BACK 10 WIN SEASONS

- In 2023, Penn State reached 10 wins in a season for the 26th time in program history and 10 regular season wins for the 21st time in program history.
- The Nittany Lions won at least 10 games in back-to-back seasons for the 12th time in program history.
- Penn State joined Alabama, Florida State, Georgia, LSU, Michigan, Ohio, Ohio State, Oregon, Troy, Tulane and Washington as teams who posted 10+ win seasons in 2022 and 2023.

- The Nittany Lions reached 10 wins for the fifth time since 2016.
- Penn State is one of 11 FBS teams with at least 10 wins in at least five of the last eight seasons, joining Alabama (8), Boise State (6), Clemson (7), Georgia (6), Michigan (6), Notre Dame (5), Ohio State (7), Oklahoma (6), Troy (5) and Washington (5).

IN THE CFP RANKINGS

- Penn State opened the 2023 College Football Playoff rankings at No. 11 and finished at No. 10 in the final 2023 poll.
- Penn State is one of nine FBS teams who have appeared in each of the last 12 CFP rankings.
- With appearances in the last 12 CFP rankings, Penn State is tied for the sixth-longest active streak among FBS teams.
- The Nittany Lions have appeared in the CFP rankings 36 times since the College Football Playoff was introduced in 2014.
- Penn State has ranked among the CFP Top 10 on 20 occasions.
- Penn State has finished in the CFP Top 12 six times, ranking sixth-most among FBS teams and second among Big Ten teams.

WATCH LISTS

- Several Nittany Lions were named to preseason watch lists.
- Junior QB **Drew Allar** was tabbed to the Davey O'Brien, Johnny Unitas Golden Arm Award, Manning Award and Maxwell Award watch lists.
- Junior RB **Kaytron Allen** was named to the Doak Walker Award watch list.
- Junior LB **Abdul Carter** landed on the Bednarik Award, Lombardi Award, Lott IMPACT Trophy, Nagurski Trophy and Walter Camp Player of the Year Award watch lists.
- Redshirt senior OL **Nick Dawkins** was placed on the Wuerffel Trophy watch list.
- Junior DE **Dani Dennis-Sutton** is on the Lott IMPACT Trophy watch list.
- Redshirt junior LS **Tyler Duzansky** is a member of the Mannelly Award watch list.
- Junior WR **Omari Evans** is on the Earl Campbell Tyler Rose Award watch list.
- Redshirt sophomore OL **Olaiavavega Ioane** and redshirt senior+ DT **Dvon J-Thomas** are on the Polynesian Player of the Year Award watch list.
- Redshirt junior LB **Kobe King** landed on the Butkus Award watch list.
- Junior K **Chase Meyer** was selected for the Lou Groza Award watch list.
- Junior RB **Nicholas Singleton** was tabbed to the Doak Walker Award, Maxwell Award, Paul Hornung Award and Walter Camp Player of the Year Award watch lists.
- Junior P **Riley Thompson** is on the Ray Guy Award watch list.
- Senior TE **Tyler Warren** was named to the Mackey Award watch list.
- Junior S **Kevin Winston Jr.** was selected for the Bednarik Award watch list.
- Redshirt senior+ OL **Sal Wormley** was tabbed to the Outland Trophy watch list.
- Freshman OL **Cooper Cousins** is on the Shaun Alexander Freshman of the Year Award watch list.

RECORD BREAKDOWN

| | |
|--|-----|
| Overall Record | 4-0 |
| Day Games | 3-0 |
| Night Games (6 p.m. or later) | 1-0 |
| TV Games | 4-0 |
| BTN | 2-0 |
| FOX | 1-0 |
| NBC | 1-0 |
| Scoring First | 2-0 |
| Opponent Scoring First | 2-0 |
| Leading at the Half | 2-0 |
| Trailing at the Half | 1-0 |
| Tied at the Half | 1-0 |
| Leading after Third Qtr. | 4-0 |
| Trailing after Third Qtr. | 0-0 |
| Tied after Third Qtr. | 0-0 |
| Overtime Games | 0-0 |
| Scoring less than 20 pts | 0-0 |
| Scoring 20-29 points | 1-0 |
| Scoring 30-39 Points | 2-0 |
| Scoring 40+ Points | 1-0 |
| Allowing 10 points or less | 2-0 |
| Allowing 11-20 points | 1-0 |
| Allowing 21-30 points | 1-0 |
| Allowing 31+ points | 0-0 |
| Rushing for less than 100 yds | 0-0 |
| Rushing for 100-199 yds | 0-0 |
| Rushing for 200-299 yds | 3-0 |
| Rushing for 300+ yds | 1-0 |
| Passing for less than 200 yds | 1-0 |
| Passing for 200-299 yds | 2-0 |
| Passing for 300-399 yds | 0-0 |
| Passing for 400+ yds | 1-0 |
| Totaling less than 300 yds total offense | 0-0 |
| 300-399 yds of total offense | 1-0 |
| 400-499 yds of total offense | 2-0 |
| 500+ yds of total offense | 1-0 |
| Allowing less than 100 yds rushing | 3-0 |
| Allowing more than 100 yds rushing | 1-0 |
| Allowing less than 300 yds total offense | 3-0 |
| Allowing 300+ yds total offense | 1-0 |
| Having a 100-yd rusher | 3-0 |
| Having two 100-yd rushers | 1-0 |
| Not having a 100-yd rusher | 1-0 |
| Opp. having a 100-yd rusher | 0-0 |
| No turnovers | 1-0 |
| 1-3 turnovers | 3-0 |
| 4+ turnovers | 0-0 |
| No takeaways | 1-0 |
| 1 or 2 takeaways | 2-0 |
| 3 or more takeaways | 1-0 |
| More than 30:00 of possession | 3-0 |
| Less than 30:00 of possession | 1-0 |

AT THE START

| Opponent | Coin Toss | Choice | PSU 1st Drive | Opponent 1st Drive | Game Captains |
|------------------|---------------|---------|---------------|--------------------|---|
| at West Virginia | West Virginia | Receive | Fumble | Punt | Dominic DeLuca, Riley Thompson, Tyler Warren, Kevin Winston Jr. |
| BOWLING GREEN | Penn State | Defer | Touchdown | Touchdown | Dominic DeLuca, Zane Durant, Kobe King, Riley Thompson |
| KENT STATE | Penn State | Defer | Interception | Punt | Dominic DeLuca, Kobe King, Beau Pribula, Elliot Washington II |
| ILLINOIS* | Penn State | Defer | Touchdown | Touchdown | Dominic DeLuca, Kobe King, Jaylen Reed, Tyler Warren |
| UCLA* | - | - | - | - | - |
| at USC* | - | - | - | - | - |
| at Wisconsin* | - | - | - | - | - |
| OHIO STATE* | - | - | - | - | - |
| WASHINGTON* | - | - | - | - | - |
| at Purdue* | - | - | - | - | - |
| at Minnesota* | - | - | - | - | - |
| MARYLAND* | - | - | - | - | - |

* Big Ten Conference Game

HISTORIC SERIES

- The Nittany Lions have played 23 teams 20 or more times in the 137-year history of the program.
- Penn State owns a winning record against 18 of the 23 teams that it has met 20 or more times.
- Six of the 23 teams are on the 2024 schedule, including West Virginia (61), Illinois (28), Wisconsin (20), Ohio State (39), Purdue (20) and Maryland (47).
- Eighteen of the 23 programs are currently members of NCAA Division I FBS.

| Team | Meetings | Record |
|----------------------|-----------|---------------|
| Pittsburgh | 100 | 53-43-4 |
| Syracuse | 71 | 43-23-5 |
| West Virginia | 61 | 50-9-2 |
| Maryland * | 47 | 43-3-1 |
| Penn ^ | 47 | 18-25-4 |
| Temple | 45 | 40-4-1 |
| Ohio State * | 39 | 14-25 |
| Bucknell ^ | 38 | 28-10 |
| Michigan State * | 38 | 19-18-1 |
| Navy | 38 | 19-17-2 |
| Rutgers * | 34 | 32-2 |
| Iowa * | 32 | 18-14 |
| Gettysburg ^ | 28 | 27-0-1 |
| Illinois * | 28 | 22-6 |
| Indiana * | 27 | 25-2 |
| Michigan * | 27 | 10-17 |
| Army | 26 | 14-10-2 |
| Boston College | 24 | 20-4 |
| Lehigh ^ | 23 | 16-6-1 |
| Northwestern* | 21 | 16-5 |
| Wisconsin* | 20 | 11-9 |
| Lebanon Valley ^ | 20 | 20-0 |
| Purdue* | 20 | 16-3-1 |

* - Current Big Ten team | ^ - Current Non-FBS university

Bold indicates 2024 opponent

HOME SWEET HOME

- With a 319-81 all-time record in Beaver Stadium, Penn State owns the sixth-best record in its venue amongst current FBS schools and leads the Big Ten.
- Penn State averaged 108,409 fans in seven home games in 2023, which is the second-highest single-season average attendance in Beaver Stadium history and is the highest since record 108,917 average in 2007.
- The Nittany Lions welcomed 110,856 fans against Michigan in 2023. It is the second-largest crowd in Beaver Stadium history. This season, Penn State has recorded attendances numbers of 110,747 (vs. West Virginia), 110,830 (vs. Iowa) and 110,856 (vs. Michigan).
- The 2023 Penn State White Out attendance was 110,830, which is the third-largest crowd in Beaver Stadium history behind only the 110,889 from the 2018 Penn State White Out game against Ohio State and 110,856 against Michigan in 2023.
- Only Alabama (.842) and Oklahoma (.816) have higher winning percentages in facilities older than Beaver Stadium.

| School | Stadium Name (Opened) | Rec | Win % |
|----------------------|---|---------------|-------------|
| 1. Alabama | Bryant-Denny Stadium (1929) | 300-55-3 | .842 |
| 2. Boise State | Albertsons Stadium (1970) | 288-61 | .825 |
| 3. Oklahoma | Gaylord Family-Oklahoma Memorial Stad. (1923) | 426-90-15 | .816 |
| 4. Marshall | Joan C. Edwards Stadium (1991) | 185-42 | .815 |
| 5. Ga. Southern | Paulson Stadium (1984) | 214-51 | .808 |
| 6. Penn State | Beaver Stadium (1960) | 319-81 | .798 |
| 7. Ohio State | Ohio Stadium (1922) | 474-114-20 | .796 |
| 8. Georgia | Sanford Stadium (1929) | 381-107-9 | .776 |
| 9. Auburn | Jordan-Hare Stadium (1939) | 347-98-7 | .775 |
| 10. Tennessee | Neyland Stadium (1921) | 494-142-17 | .769 |

TOP 10 BEAVER STADIUM CROWDS

| Date | Result | Attendance |
|----------|---------------------------------|------------|
| 9/29/18 | Ohio State 27, Penn State 26 | 110,889 |
| 11/11/23 | Michigan 24, Penn State 15 | 110,856 |
| 9/23/23 | Penn State 31, Iowa 0 | 110,830 |
| 10/21/17 | Penn State 42, Michigan 13 | 110,823 |
| 9/14/02 | Penn State 40, Nebraska 7 | 110,753 |
| 9/2/23 | Penn State 38, West Virginia 15 | 110,747 |
| 10/19/19 | Penn State 28, Michigan 21 | 110,669 |
| 10/27/07 | Ohio State 37, Penn State 17 | 110,134 |
| 9/8/07 | Penn State 31, Notre Dame 10 | 110,078 |
| 11/7/09 | Ohio State 24, Penn State 7 | 110,033 |

TEAM NOTES

- Allar, Allen, Carter, Dennis-Sutton, WR **Julian Fleming**, King, OL **JB Nelson**, S **Jaylen Reed**, OL **Nolan Rucci**, Singleton, Warren, Winston and Wormley are on the Reese's Senior Bowl watch list.

PRESEASON ALL-AMERICANS

- Junior DE **Abdul Carter** was tabbed a preseason first-team All-American by Action Network.
- Carter was named preseason second-team All-America by Associated Press, CBS, ESPN and The Athletic.
- Carter was also a preseason All-American selection by the Walter Camp Award.
- Redshirt senior+ OL **Sal Wormley** was selected preseason All-America second-team by Action Network.
- Freshman OL **Cooper Cousins** was named a preseason True Freshman All-American by 247Sports, On3 and ESPN.

LIONS UNDER THE LIGHTS

- With the Nittany Lions battling Illinois at 7:30 p.m. on NBC, the 2024 season marks the 24th-straight with at least one regular-season night game on the schedule.
- Penn State is 63-32 at night all-time. The figure breaks down to 22-11 at home, 29-14 on the road and 12-7 in neutral site games. Penn State is 1-1 at regular season neutral sites, 11-6 in bowl games and 1-0 in conference championship games.
- In 2019, Penn State played its most regular season night games in program history with four primetime tilts.
- On Oct. 12, 2013, the Lions claimed the longest game in Big Ten history when they edged Michigan under the lights, 43-40, in four overtimes in front of a sellout Beaver Stadium crowd of 107,844 on Homecoming.

ON TV

- Penn State has had 363 of its last 365 games televised, including 259 consecutive games.
- Over the last 15 seasons, every Penn State game has aired on either ABC, BTN, CBS, NBC, Peacock or an ESPN or FOX channel.
- Penn State has made 344 regular season TV appearances since 1995.
- Penn State games averaged 3.66 million viewers in 2023.
- The Nittany Lions played in three of the Top 25 most-watched games in 2023, including Penn State-Ohio State (9.96 million viewers; FOX), Penn State-Michigan (9.16; FOX) and Penn State-Ole Miss (7.77; ESPN).

OVERTIME OVER TIME

- College football introduced overtime during the bowl season in 1995 and adopted it for regular season games in 1996. Since then, Penn State has played 15 overtime games, including six over the 2012-14 seasons.
- Ten of the 15 overtime tilts have come at home, three in true road games, one in the 2006 Orange Bowl and one in the 2014 Pinstripe Bowl.
- Penn State is 8-7 all-time in overtime games, with a 5-5 record at Beaver Stadium, 1-2 mark in true road games and 2-0 in contests at a neutral site.

- Penn State's first two overtime contests came vs. Iowa in 2000 and 2002 at home. The Nittany Lions dropped their first three contests that went to the extra period, but won five straight overtime contests before falling to Nebraska on Nov. 23, 2013.
- Penn State's all-time overtime games:

| Date | Opponent | Score |
|----------|--------------------------------------|----------|
| 11/4/00 | IOWA (20T) | L, 23-26 |
| 9/28/02 | IOWA | L, 35-42 |
| 10/12/02 | at Michigan | L, 24-27 |
| 1/3/06 | vs. Florida State (30T) ¹ | W, 26-23 |
| 10/7/06 | at Minnesota | W, 28-27 |
| 11/24/12 | WISCONSIN | W, 24-21 |
| 10/12/13 | MICHIGAN (40T) | W, 43-40 |
| 11/2/13 | ILLINOIS | W, 24-17 |
| 11/23/13 | NEBRASKA | L, 20-23 |
| 10/25/14 | OHIO STATE (20T) | L, 24-31 |
| 12/27/14 | vs. Boston College ² | W, 31-30 |
| 10/2/16 | MINNESOTA | W, 29-26 |
| 9/1/18 | APPALACHIAN STATE | W, 45-38 |
| 10/24/20 | at Indiana | L, 35-36 |
| 10/23/21 | Illinois (90T) | L, 18-20 |

¹ - Orange Bowl, ² - Pinstripe Bowl

FAMILY AFFAIR

- Penn Staters know that it is very common for generations of families to all attend Penn State. For a fortunate few, immediate family members are also able to follow in a brother, father or grandfather's footsteps on the Penn State football team.
 - Three sons of Penn State lettermen are on the 2024 team.
- | Father (Letters) | Son (Class) |
|-------------------------|-----------------------|
| Brian Chizmar (1986-89) | Ben Chizmar (R-Jr.) |
| Ed Pryts (1978-82) | Jackson Pryts (R-So.) |
| Todd Rucci (1990-92) | Nolan Rucci (R-Jr.) |
- Five pairs of brothers are currently represented.
- | Older (Years/Class) | Younger (Class) |
|------------------------------------|------------------------|
| Max Chizmar (2017-21) | Ben Chizmar (R-Jr.) |
| Sean Clifford (2018-22) | Liam Clifford (R-Jr.) |
| Khalil Dinkins (2020-pres.; R-Jr.) | Kolin Dinkins (R-So.) |
| Kalen King (2021-23) (Twins) | Kobe King (R-Jr.) |
| Michal Menet (2017-21) | Joey Schlaffer (R-Fr.) |

FUTURE BIG TEN SCHEDULES

- On October 4, 2023, the Big Ten released Penn State's home and away opponents for the 2024-28 seasons.
- 2025: home:** Indiana, Nebraska, Northwestern, Oregon; **away:** Iowa, Michigan State, Ohio State, Rutgers, UCLA.
- 2026: home:** Minnesota, Purdue, Rutgers, USC, Wisconsin; **away:** Maryland, Michigan, Northwestern, Washington.
- 2027: home:** Maryland, Michigan, Michigan State, Washington; **away:** Illinois, Indiana, Oregon, Purdue, Wisconsin.
- 2028: home:** Indiana, Iowa, Ohio State, Oregon, UCLA; **away:** Michigan State, Nebraska, Rutgers, USC



2024 TEAM CAPTAINS

#0 DOMINIC DELUCA
 #15 DREW ALLAR
 #21 KEVIN WINSTON JR.
 #41 KOBE KING
 #53 NICK DAWKINS
 #95 RILEY THOMPSON

TEAM NOTES

POSŁUSZNY TABBED COLLEGE FOOTBALL HALL OF FAMER

- Penn State national award winner and two-time first-team All-America linebacker **Paul Posłuszny** has been elected to the College Football Hall of Fame as part of the 2024 class.
- Posłuszny will be inducted to the Hall of Fame December 10, 2024 at the 66th National Football Foundation (NFF) Annual Awards Dinner in Las Vegas.
- Posłuszny is the 27th member (21 players, 6 coaches) of the Penn State football family to be elected to the College Hall of Fame. Linebacker LaVar Arrington was the most recent player inductee in 2022.
- Posłuszny, an outside linebacker for the Nittany Lions, was a first-team All-American in 2005 and 2006.
- A native of Aliquippa, Pennsylvania, he was selected a first-team honoree by the Associated Press, Football Writers Association of America, Sporting News and Walter Camp Football Foundation in 2005 and the Associated Press and Walter Camp Football Foundation in 2006.
- Posłuszny became just the second two-time winner of the Chuck Bednarik Award, presented to the nation's top defensive player, in 2006.
- In 2005, he also won the Butkus Award, presented to the nation's top linebacker and was a finalist for the 2006 honor.

CARTER, DOZIER ON HALL OF FAME BALLOT

- Penn State lettermen **Ki-Jana Carter** and **D.J. Dozier** have been selected as a part of the national ballot for the National Football Foundation's College Hall of Fame's Class of 2025.
- A native of Westerville, Ohio, Carter was selected a first-team All-American during the 1994 campaign.
- He staked a claim to being one of the most decorated Penn State running backs of all time with a junior season in which he was fourth nationally in rushing (139.9), second in scoring (10.8 ppg) and fifth in all-purpose yardage (158.4). Carter led the Big Ten Conference in all three categories.
- Carter's 7.8 yards per carry easily was the best among the nation's Top 25 rushers.
- A tailback, Dozier matriculated to Happy Valley from Virginia Beach, Va. and earned first team All-America honors from the Walter Camp Football Foundation in 1986.
- Dozier is the only Nittany Lion to lead the team in rushing four consecutive seasons, doing so from 1983-86, and ranks No. 5 on the school career rushing yardage list with 3,227 yards, scoring 25 touchdowns and averaging 5.2 yards per attempt.
- Dozier gained 1,002 yards as a freshman and tallied 811 yards and scored 10 touchdowns as a senior and one of the instrumental players on the Nittany Lions' 12-0 squad.

JONES, HAM TEAM UP FOR 25TH SEASON

- In 2024, Steve Jones and Jack Ham are set to team up for their 25th season as the play-by-play voice and color analyst, respectively, on the Penn State Sports Network.
- The pair began working on Penn State football radio broadcasts in 2000.
- The 2023 Peach Bowl against Ole Miss was the duo's 300th broadcast.
- Jones is a 1980 Penn State graduate and also serves as the play-by-play voice of Penn State Men's Basketball.
- Jones began his time with the Penn State Radio Network in 1983 and worked on Penn State football pregame, halftime and postgame shows before taking over as play-by-play announcer in 2000.
- Ham, an All-American in 1970, became the 10th Nittany Lion to be enshrined in the National Football Foundation College Football Hall of Fame in 1990.
- Ham was the first Penn state product in both the College Football and Pro Football Halls of Fame after a nine-time All-Pro career as a linebacker for the Pittsburgh Steelers.

TRUSTEES APPROVE BEAVER STADIUM RENOVATION PLANS

- The Penn State Board of Trustees on May 21 approved in investing in the renovation of Beaver Stadium, which will grow revenue-generating opportunities, transform the fan and community experience, and fuel the future funding for all 31 athletics programs at Penn State.
- The approved renovations will enable year-round use of Beaver Stadium, further driving economic growth and development in the surrounding region.
- Since January 2024, when the initial expenditure for the Beaver Stadium renovation was approved, steps have been underway at the stadium and will continue leading up to the 2024 college football season.
- Initial construction has prioritized safety and accessibility through the widening of select concourses and the installation of new escalators, as well as field lighting performance and videoboard replacements.
- Winterization work also is ongoing, which entails the insulation of pipes and other upgrades to allow the building to be occupied when temperatures are below freezing, giving Penn State the ability to host a College Football Playoff game beginning in 2024 and other potential events beyond Penn State football games in the winter months.
- After the 2024 season, the project plans encompass three distinct phases over the course of the next three football offseasons and will offer a new mix of seating options and improved amenities, such as restrooms and concessions.
- A new welcome center is planned for the community that will include a 21,000-square-foot facility for events and many other uses, serve as a connection point for all in the community, and augment enrollment efforts for prospective students and future student-athletes.
- The campus visit experience continues to be one of the most important drivers for prospective students, and the new center enables customization by leveraging technology to create visits that are personalized, immersive and showcase Penn State's areas of distinction.

NATIONAL NITS

Below is a list of Penn State players that rank among the top-100 individuals and top-50 teams in the most recent season statistical rankings.

Rankings listed NCAA/Big Ten; Statistics are from September 29, 2024

- **QB Drew Allar**
 - Passing Efficiency - 193.6 (5/1)
 - Yards Per Pass Attempt - 10.94 (5/1)
 - Completion Percentage - 70.9 (9/5)
 - Yards Per Completion - 15.43 (12/1)
 - Points Responsible For Per Game - 15.0 (34/5)
 - Passing Touchdowns - 8 (39/7)
 - Points Responsible For - 60 (43/7)
 - Total Offense Per Game - 239.0 (61/7)
 - Passing Yards Per Game - 216.0 (63/9)
 - Passing Yards - 864 (75/11)
- **RB Kaytron Allen**
 - Yards Per Carry - 5.45 (55/11)
 - Rushing Yards Per Game - 72.3 (61/11)
 - Rushing Yards - 289 (76/14)
- **DE Abdul Carter**
 - Tackles For Loss Per Game - 1.6 (10/1)
 - Sacks Per Game - 0.75 (28/5)
 - Forced Fumbles - 1 (50/7)
- **DE Dani Dennis-Sutton**
 - Fumbles Recovered - 1 (12/1)
 - Forced Fumbles - 1 (50/7)
 - Sacks Per Game - 0.50 (93/18)
- **DT Zane Durant**
 - Sacks Per Game - 0.50 (93/18)
- **WR Omari Evans**
 - Yards Per Reception - 25.63 (3/1)
- **CB A.J. Harris**
 - Total Interceptions - 1 (74/16)
 - Interceptions Per Game - 0.3 (85/17)
- **S Jaylen Reed**
 - Fumbles Recovered - 1 (12/1)
 - Total Tackles Per Game - 7.8 (66/7)
- **LB Tony Rojas**
 - Total Interceptions - 1 (74/16)
 - Interceptions Per Game - 0.3 (85/17)
- **RB Nicholas Singleton**
 - Yards Per Carry - 7.70 (6/3)
 - All-Purpose Yards Per Game - 139.50 (14/3)
 - Rushing Yards Per Game - 102.0 (21/5)
 - Rushing Yards - 408 (31/5)
 - Total Touchdowns - 5 (38/9)
 - Rushing Touchdowns - 3 (72/13)
- **DE Smith Vilbert**
 - Fumbles Recovered - 1 (12/1)
 - Forced Fumbles - 1 (50/7)
- **WR Harrison Wallace III**
 - Yards Per Reception - 16.33 (81/8)
- **TE Tyler Warren**
 - Receptions Per Game - 5.0 (62/12)
 - Receiving Yards Per Game - 65.0 (86/12)
- **CB Elliot Washington II**
 - Total Interceptions - 1 (74/16)
 - Interceptions Per Game - 0.3 (85/17)
- **S Zakee Wheatley**
 - Total Interceptions - 1 (74/16)
 - Interceptions Per Game - 0.3 (85/17)
- **TEAM**
 - Passing Efficiency - 198.75 (2/1)
 - Punt Return Defense - 0.0 (4/2)
 - Total Defense - 226.5 (4/2)
 - Scoring Defense - 11.5 (7/2)
 - Rushing Defense - 72.0 (7/4)
 - Yards Per Completion - 15.36 (8/1)
 - Tackles For Loss Allowed - 3.0 (8/2)
 - Rushing Offense - 251.0 (9/1)
 - Total Offense - 496.8 (11/3)
 - Completion Percentage - 71.1 (11/5)
 - First Downs Allowed - 62 (11/5)
 - Fumbles Lost - 1 (13/2)
 - Passing Defense - 154.5 (14/4)
 - Third Down Conversions - 51.2 (15/2)
 - Turnovers Lost - 3 (15/4)
 - Passing Efficiency Defense - 104.5 (16/4)
 - Turnover Margin - Plus-4 (18/3)
 - Net Punting - 42.1 (23/5)
 - Interceptions Thrown - 2 (23/6)
 - Fourth Down Conversions - 66.7 (25/6)
 - Sacks Per Game - 2.75 (26/6)
 - Tackles For Loss Per Game - 7.0 (27/2)
 - Time of Possession - 31:59 (27/5)
 - Fumbles Recovered - 3 (28/2)
 - Scoring Offense - 36.3 (30/3)
 - Third Down Conversions Defense - 31.4 (31/6)
 - First Downs Offense - 106 (33/5)
 - Sacks Allowed - 1.25 (42/6)
 - Red Zone Defense - 77.8 (43/10)
 - Interceptions Made - 4 (48/8)
 - Red Zone Offense - 88.9 (50/8)

SEASON HONORS

DREW ALLAR, QUARTERBACK

Davey O'Brien Award Great 8 (9/3)
Davey O'Brien Award Watch List
Maxwell Award Watch List
Reese's Senior Bowl Watch List

KAYTRON ALLEN, RUNNING BACK

Doak Walker Award Watch List
Reese's Senior Bowl Watch List

ABDUL CARTER, DEFENSIVE END

Big Ten Defensive Player of the Week (9/30)
Senior Bowl Co-Defensive Player of the Week (9/30)
Bednarik Award Player of the Week (10/1)
Bronko Nagurski Player of the Week (10/1)
Bednarik Award Watch List
Bronko Nagurski Trophy Watch List
Butkus Award Watch List
Lombardi Award Watch List
Lott IMPACT Trophy Watch List
Walter Camp Player of the Year Award Watch List
Reese's Senior Bowl Watch List
Preseason Walter Camp All-America
Preseason Action Network All-America (First Team)
Preseason Associated Press All-America (Second Team)
Preseason CBS All-America (Second Team)
Preseason ESPN All-America (Second Team)
Preseason The Athletic All-America (Second Team)

COOPER COUSINS, OFFENSIVE LINE

Shaun Alexander Freshman of the Year Award Watch List
Preseason 24/7 Sports True Freshman All-America
Preseason ESPN True Freshman All-America
Preseason On3 True Freshman All-America

NICK DAWKINS, OFFENSIVE LINE

Allstate AFCA Good Works Team
Wuerffel Trophy Semifinalist

DANI DENNIS-SUTTON, DEFENSIVE END

Lott IMPACT Trophy Watch List
Reese's Senior Bowl Watch List

TYLER DUZANSKY, LONG SNAPPER

Patrick Mannelly Award Watch List

OMARI EVANS, WIDE RECEIVER

Earl Campbell Tyler Rose Award Watch List

JULIAN FLEMING, WIDE RECEIVER

Reese's Senior Bowl Watch List

OLAIVAVEGA IOANE, OFFENSIVE LINE

Polyneisan Player of the Year Award Watch List

DVON J-THOMAS, DEFENSIVE TACKLE

Polyneisan Player of the Year Award Watch List

KOBE KING, LINEBACKER

Butkus Award Watch List
Reese's Senior Bowl Watch List

CHASE MEYER, KICKER

Lou Groza Award Watch List

JB NELSON, OFFENSIVE LINE

Reese's Senior Bowl Watch List

JAYLEN REED, SAFETY

Reese's Senior Bowl Watch List

NOLAN RUCCI, OFFENSIVE LINE

Reese's Senior Bowl Watch List

NICHOLAS SINGLETON

Paul Hornung Award Honor Roll (9/4)
Doak Walker Award Watch List
Maxwell Award Watch List
Paul Hornung Award Watch List
Walter Camp Player of the Year Award Watch List
Reese's Senior Bowl Watch List

RILEY THOMPSON, PUNTER

Ray Guy Award Punter of the Week (9/10)
Ray Guy Award Watch List

TYLER WARREN, TIGHT END

Campbell Trophy Award Semifinalist
John Mackey Award Tight End of the Week (9/10)
John Mackey Award Watch List
Reese's Senior Bowl Watch List

KEVIN WINSTON JR., SAFETY

Bednarik Award National Player of the Week (9/3)
Big Ten Defensive Player of the Week (9/2)
Bednarik Award Watch List
Reese's Senior Bowl Watch List

SAL WORMLEY, OFFENSIVE LINE

Outland Trophy Watch List
Preseason Action Network All-America (Second Team)
Reese's Senior Bowl Watch List

OFFENSIVE NOTES

- Since the start of the 2016 season, Penn State's offense is third in the Big Ten in red zone touchdown percentage (67.41; 10th nationally) and scoring offense (34.58; 13th), fourth in total offense (429.43; 26th), sixth in points per possession (2.21; 17th), touchdown percentage (32.31; 17th), scoring percentage (41.33; 19th), yards per pass attempt (7.84; 28th) and yards per play (6.04; 36th).
- Penn State's offense has been explosive since the 2016 campaign, as it leads the Big Ten in 80-plus yard play percentage (0.18; 2nd nationally) and 70-plus (0.35; 8th) and holds fourth in 40-plus (1.89; 21st), 50-plus (0.95; 35th) and 60-plus (0.50; 38th) and sixth in 20-plus (7.43; 28th) and 30-plus (3.41; 37th).
- The Nittany Lions have tallied at least 55 offensive plays of 20 or more yards in seven of the last nine seasons (67 in 2022; 57 in 2021; 63 in 2019; 73 in 2018; 85 in 2017; 91 in 2016; 67 in 2015). PSU had 52 plays of 20 or more yards in 2020 (9-game schedule).
- Additionally, the Nittany Lions are fifth in the Big Ten and 21st nationally in 15-plus yard passing play percentage since 2016 (19.16 percent).
- Penn State has surpassed 200 yards rushing 47 times in the **James Franklin** era. PSU is 42-5 in those games.
- Since 2014, Penn State has recorded 200 passing yards on 85 occasions. Penn State is 64-21 in those games.
- Since 2014, Penn State has tallied 400 total yards on 72 occasions. Penn State is 59-13 in those games.
- Since 2014, Penn State is 47-1 when leading by 10+ points at halftime.
- Since the start of the 2022 season, Penn State is first in the nation in turnover margin, averaging a +1.07 margin (1.90 gained per game; 0.83 lost per game).
- Over the last three seasons, Penn State is averaging 7.77 points per game off turnovers, ranking second in the nation.
- Against West Virginia, Penn State rushed for 222 yards, and threw for 235 yards.
- Penn State had four plays of 40+ yards, including a 50-yard touchdown pass from **Drew Allar** to **Harrison Wallace III**, a 55-yard pass from Allar to **Omari Evans** and a pair of 40-yard runs (one for a touchdown) by **Nicholas Singleton**.
- In the second quarter, Allar became the first Penn State quarterback to throw for three touchdowns in a quarter since Trace McSorley in 2016 against Michigan State (third quarter).
- Against Bowling Green, PSU had two 100-yard rushers (Singleton, 119; RB **Kaytron Allen**, 101).
- Penn State's +652 yard differential in the Kent State game (718 gained, 66 allowed) is a school record and, according to ESPN Stats & Info, is the highest in any game in the last decade and the highest against an FBS opponent in the last 20 seasons.
- Penn State had a school record 718 yards of offense, topping the previous record of 711 yards vs. Susquehanna in 1926.
- The Nittany Lions had a school record 40 first downs. The previous record was 38 vs. West Virginia in 1962.
- Penn State's 409 passing yards against Kent State are the fifth-highest total in school history.
- PSU had eight different players score a touchdown in a game for the first time since eight scored against Georgia State in 2017.
- Between the second and third quarters, Penn State scored four touchdowns in a 7:36 span, while covering 319 yards.

- Penn State had three different players (Allar, QB **Beau Pribula**, TE **Tyler Warren**) throw a passing touchdown in the same game since 2008 vs. Syracuse (QB Daryll Clark, QB Pat Devlin, QB Paul Cianciolo).
- Against Illinois, Singleton (2,221 yards) and Allen (2,058 yards) became the second set of Penn State teammates to each have 2,000 career rushing yards, joining Lydell Mitchell (1969-71; 2,934 yds.) and Franco Harris (1969-71; 2,002 yds.)
- In 2024, PSU has 20 plays of 20+ yards (14 passes, 6 rushes).
- Penn State (245.8 passing; 251.0 rushing) and Tennessee (275.8 passing; 290.0 rushing) are the only two FBS teams averaging 240+ passing yards and 240+ rushing yards.
- In 2024, Penn State ranks second in the country in pass efficiency (198.75; 1st in B1G), eighth in yards per completion (15.36; 1st) and tackles for loss allowed per game (3.0; 2nd), ninth in rushing offense (251.0; 1st), 11th in completion percentage (71.1; 5th) and total offense (496.8; 3rd) and 15th in third down conversions (51.2%; 2nd in B1G).
- PSU has been one of the most explosive offenses in the country, ranking fourth in 10-plus yard play percentage (29.66).
- Penn State is third in the nation in big play percentage (20.91) and second in percentage of 15+ yard pass plays (31.11), while sitting ninth in percentage of 12+ yard runs (15.61).
- Allar ranks sixth in the nation and second in the Big Ten with a 88.0 quarterback rating (QBR). He leads the Big Ten in passing efficiency (193.6; 5th nationally), yards per pass attempt (10.94; 5th) and yards per completion (15.43; 12th), while sitting ninth in the country in completion percentage (70.9).
- Singleton ranks sixth in yards per carry (7.7; 3rd in B1G).
- Among FBS tight ends, in 2024, he ranks third in receiving yards per game (65.0; 1st in B1G) and tied-third in yards per catch (13.0; 1st) among TEs with 20+ receptions, while leading the Big Ten in receiving yards (260) and receiving touchdowns (2).
- Warren is second in the country in percentage of catches for first downs (70%; 1st) among TEs with 20+ catches.
- Andy Kotelnicki** is in his first season as Penn State's offensive coordinator.
- Over the last 10 seasons as an offensive coordinator, Kotelnicki's offenses lead the nation in lowest sack percentage (3.9) and lowest tackle for loss percentage (8.0).
- Kotelnicki's offenses are second in the nation in rushing touchdowns per game (2.20) and third in yards per rush (4.76), rushing yards per game (193.82), rushing yards per season (2,083.1) and rushing touchdowns per season (23.6) over that span.
- Over the last 10 seasons as an OC, Kotelnicki's offenses are tied-first in points per play (0.46), second in yards per play (6.03), third down conversion percentage (46.33) and 40+ yard play percentage (1.94), third in touchdown percentage (30.04) and red zone touchdown percentage (65.92).
- Penn State has scored 40 points 33 times since 2016. By comparison, from 2008 until 2015, the Nittany Lions had 18 40-point outings.

Scoring Benchmarks Since 2016 (104 games)

| Pts. | # | Last |
|------|----|--|
| 50+ | 17 | Sept. 21, 2024; vs. Kent State (W, 56-0) |
| 40+ | 31 | Sept. 21, 2024; vs. Kent State (W, 56-0) |
| 30+ | 63 | Sept. 21, 2024; vs. Kent State (W, 56-0) |
| 20+ | 90 | Sept. 28, 2024; vs. Illinois (W, 21-7) |




Nicholas Singleton & Kaytron Allen

QUARTERBACK NOTES

- Junior quarterback **Drew Allar** is on watch lists for the Davey O'Brien Award, Johnny Unitas Golden Arm Award, Manning Award and Maxwell Award.
- Allar was selected honorable mention All-Big Ten by the coaches and media in 2023.
- In his career, the Ohio native has completed 61.4 percent of his passes (324-of-528) for 3,839 yards and 37 touchdowns (three interceptions) and added 350 rushing yards and seven rushing touchdowns.
- He ranks first in school history in career interception percentage (0.57), tied-first in completion percentage (61.4), third in pass efficiency (144.4) and fourth in touchdown pass percentage (7.01).
- He also sits 10th in school history with 37 career touchdown passes, 11th with 44 touchdowns responsible for, 13th with 3,839 career passing yards and 14th with 528 career pass attempts and 4,189 career total yards.
- Since 1956, Allar is the only FBS quarterback with 500+ pass attempts, 35+ passing touchdowns and 3 or less interceptions in their career.
- Before an interception on his 29th pass attempt of the Indiana game in 2023, Allar tallied 311 passing attempts without an interception to start his career. Allar's 311 pass attempts without an interception to start his career is an FBS record, bettering Baylor's Robert Griffin III's 209 attempts in 2008.
- In 2024, Allar has completed 70.9 percent of his passes for 864 yards and eight touchdowns, while rushing for two scores.
- He has completed 14 passes of 20+ yards this season.
- Through four games, Allar ranks sixth in the nation and second in the Big Ten with a 88.0 quarterback rating (QBR).
- He leads the Big Ten in passing efficiency (193.6; 5th nationally), yards per pass attempt (10.94; 5th) and yards per completion (15.43; 12th), while sitting ninth in the country in completion percentage (70.9).
- Against West Virginia, Allar completed 11-of-17 passes for 216 yards and three touchdowns.
- All three of Allar's touchdown passes came in the second quarter, a 50-yard touchdown to **Harrison Wallace III** early in the frame, a 20-yard touchdown pass to **Kaytron Allen** and an 18-yard touchdown toss to Wallace on the final drive of the first half.
- Allar became the first Penn State quarterback to throw for three touchdowns in a quarter since Trace McSorley in 2016 against Michigan State (third quarter).
- He also connected with **Omari Evans** on a 55-yard pass, one of six completions over 15 yards on the day.
- In the first quarter, Allar went over the 3,000 career passing yards mark.
- Allar added six carries for 44 yards (7.3 ypc), including one run of 15 yards and two 10-yard runs.
- Allar was tabbed to the Davey O'Brien Award Great 8.
- Against Bowling Green, Allar threw for 204 yards on 13 completions.
- He scored on a 5-yard rush in the first quarter and connected with Evans (29 yards) and Nicholas Singleton (14 yards) on touchdown passes.
- Allar completed five passes of 20+ yards.
- Against Kent State, Allar threw for 309 yards, his second career 300-yard game, and three touchdowns, while rushing for a 5-yard score.
- He connected on touchdown passes with **Tyler Warren** (16 yards), **Liam Clifford** (14 yards) and Evans (59 yards).
- He completed five passes of 20+ yards, including four passes of 38+ yards.
- It was his fourth career game with 200+ passing yards and 3+ passing touchdowns.
- Against Illinois, Allar completed 15-of-21 passes for 135 yards.
- On the day, he moved into 13th all-time at Penn State in passing yards and 14th in total offense.
- Allar in 2023 is one of two FBS quarterbacks ever, joining Tennessee's Hendon Hooker in 2022, with 25+ touchdown passes and two or fewer interceptions in a season.
- In the last 10 years, only 12 FBS players (three active) have had 2,800+ total yards and four or fewer turnovers in a season, including Allar (2023), WVU's Garrett Greene (2023), Coastal Carolina's Grayson McCall (2023), Michigan's JJ McCarthy (2023), Oregon's Bo Nix (2023), Florida State's Jordan Travis (2023), BYU's Zach Wilson (2020), Kent State's Dustin Crum (2019), Arizona State's Jayden Daniels (2019), Alabama's Tua Tagovailoa (2019), Alabama's Jalen Hurts (2017) and Memphis' Paxton Lynch (2015).
- Allar began the 2023 season with 251 pass attempts without an interception. Since 2000, his 251 pass attempts without an interception are the sixth-most to start a season, trailing only Louisiana Tech's Colby Cameron (428; 2012), Oregon's Marcus Mariota (285; 2013), Western Kentucky's Tyrrell Pigrome (278; 2020), NC State's Ryan Finley (274; 2017) and West Virginia's Geno Smith (273; 2012).
- Allar finished second in the country in touchdown-to-interception ratio (12.5-to-1).
- Allar has 12 career games with multiple touchdown passes, seven games with three or more touchdown passes and two games with four touchdown passes.
- He has 10 career 200-yard passing games and two 300-yard passing games.
- The Ohio native owns six career games with both a passing and rushing touchdown.
- Quarterback **Beau Pribula** also enters his third season with the Nittany Lions. He has played in 15 games at Penn State.
- Pribula has 18 completions for 251 yards and six touchdowns as a Nittany Lion, while adding 428 rushing yards and seven scores.
- He ranks 11th all-time among Penn State quarterbacks with 428 rushing yards.
- He has three games with both a passing and rushing touchdown.
- At WVU, Pribula connected on a 19-yard touchdown pass with **Tyler Warren** in the fourth quarter.
- He added three rushes for 25 yards, including runs of 11 and 12 yards.
- Against Kent State, Pribula completed six-of-nine passes for 83 yards and a touchdown, while adding 45 yards and a 1-yard score on the ground.
- Redshirt freshman **Jaxon Smolik** made his collegiate debut in the Delaware contest in 2023.

DREW ALLAR



ALLAR STATS

CAREER PASSING YARDS

3,839

Allar has thrown for 3,839 career passing yards, including 864 yards in 2024.

CAREER COMPLETION %

61.4

Allar is tied-first in school history with a 61.4 career completion percentage.

PASSING TOUCHDOWNS

37

Allar has thrown 37 passing touchdowns in his career, including eight this season.

INTERCEPTION %


0.57

Allar ranks first all-time at Penn State with a 0.57 interception percentage (3 interceptions in 528 attempts).

TOUCHDOWN PASS %

7.01

Allar sits fourth all-time at Penn State with a 7.01 touchdown pass percentage (37 touchdowns in 528 attempts).



Beau Pribula

RUNNING BACKS NOTES

- Co-offensive coordinator/running backs coach **Ja'Juan Seider** has 16 years of college coaching experience, including 13 at the Power Four level.
- As a player at Florida A&M, Seider won the Doug Williams Award for National Offensive Player of the Year, Jake Gaither Award (considered the Heisman Trophy of Historically Black Colleges) and earned All-America honors after throwing for 2,622 yards and 27 touchdowns and rushing for 740 yards and 14 touchdowns in 1999.
- A loaded running back room is led by dynamic juniors **Kaytron Allen** and **Nicholas Singleton**.
- Singleton is on watch lists for the Doak Walker Award, Maxwell Award, Paul Hornung Award and Walter Camp Player of the Year Award.
- Allen was tabbed to the Doak Walker Award watch list.
- In 2023, Allen earned All-Big Ten second team (coaches) and third team (media honors), while Singleton was voted third team as a running back and honorable mention as a return specialist.
- Singleton (2,221) and Allen (2,058) are the second set of Penn State teammates to each have 2,000 career rushing yards, joining Lydell Mitchell (1969-71; 2,934 yds.) and Franco Harris (1969-71; 2,002 yds.)
- Penn State is one of six FBS teams with at least two career 2,050-yard rushers on its roster.
- Penn State is the only FBS team with two career 2,050-yard rushers who have played their whole career at one school.
- Allen and Singleton are two of 11 Big Ten players with at least 2,050 career rushing yards.
- Singleton is one of 18 FBS players with 2,200+ career rushing yards and 23+ career rushing touchdowns.
- Singleton's 5.8 career rushing average is eighth among active FBS players (2nd in Big Ten) with 380+ rushing attempts.
- Singleton (5.8) and Allen (5.3) career rushing averages are second and fourth, respectively, among Big Ten players with 380+ rushing attempts.
- Against Bowling Green, Singleton (119) and Allen (101) each had over 100 rushing yards, marking the second time in their career that both have gone over 100 rushing yards in the same game.
- With 3,426 career all-purpose yards, Singleton ranks 22nd among active FBS players and sixth among Big Ten players.
- Singleton owns 2,221 career rushing yards, ranking 16th all-time at PSU, and 23 career rushing touchdowns, tied-16th at PSU.
- His 3,426 career all-purpose yards are good for 17th at Penn State.
- Singleton owns 20 career runs of 20+ yards, including 10 runs of 40+ yards.
- He also has 43 career receptions for 467 yards and five touchdowns.
- The PA native has seven career 100-yard rushing games and six career games with multiple rushing touchdowns.
- Singleton began his 2024 campaign by rushing for 114 yards and a touchdown on 13 carries at West Virginia.
- He averaged 8.8 yards per carry, while earning his sixth career 100-yard rushing game.
- Singleton scored on a 40-yard run in the third quarter and added another 40-yard run in the fourth quarter.
- Singleton added a 13-yard reception and 56 kick return yards to total 183 all-purpose yards.
- On a 4-yard run in the third quarter, Singleton surpassed the 3,000 career all-purpose yards mark, becoming the 21st Penn State player to reach that milestone.
- In the Bowling Green game, Singleton ran for 119 yards on 13 carries, averaging 9.2 yards per rush.
- On the day, Singleton went over 2,000 career rushing yards, becoming the 20th Penn State player to do so.
- He had two rushes of 20+ yards, including a 24-yard rush in the second quarter and a 41-yard touchdown run in the fourth quarter.

- Singleton added a 14-yard touchdown catch in the third quarter.
- Against Kent State, Singleton rushed for 81 yards on 11 carries, averaging 7.4 yards per rush, and had a 17-yard touchdown reception.
- Singleton tallied 139 all-purpose yards against Illinois, with 94 on the ground (5.9 ypc), 25 receiving yards, and 20 kick return yards. He scored on a 4-yard run.
- Through four games, Singleton ranks sixth in yards per carry (7.7; 3rd in B1G), 14th in all-purpose yards per game (139.5; 3rd), 21st in rushing yards per game (102.0; 5th) and 31st in total rushing yards (408; 5th).
- He is tied-third in the nation in 40+ yard runs (3), while tying ninth in 30+ yard runs (3).
- Singleton is averaging 9.4 yards per carry on first down this season, good for second in the FBS (min. 30 first down carries).
- In his third season in Happy Valley, Allen has 2,058 career rushing yards, ranking 19th all-time at Penn State, 17 career rushing touchdowns and 2,384 career all-purpose yards.
- He also owns 35 career receptions for 289 yards and three scores.
- He has three career games with multiple rushing touchdowns and six career 100-yard rushing games.
- Allen hauled in a 20-yard touchdown reception in the second quarter.
- He added 20 yards on the ground.
- Allen finished the Bowling Green game with 101 yards on 14 carries, averaging 7.2 yards per rush.
- He had a 26-yard run on Penn State's opening drive and added a 26-yard rush in the third quarter.
- He averaged six yards per carry, totaling 66 yards on 11 carries against Kent State.
- Allen gained 102 yards on 18 carries (5.7 ypc) against Illinois for his sixth career 100-yard rushing game. He scored on a 5-yard run late in the fourth quarter to seal the victory.
- Redshirt freshman **Cam Wallace** made his collegiate debut at West Virginia, gaining 24 yards on nine carries, including an 11-yard rush.
- He rushed for 39 yards on nine carries and scored on a 1-yard run against Kent State.
- True freshman **Quinton Martin Jr.** made his debut against Kent State, tallying 24 yards on seven carries.



Nicholas Singleton & Kaytron Allen

NICHOLAS SINGLETON



SINGLETON STATS

RUSHING YARDS

2,221

Singleton has rushed for 2,221 career rushing yards, ranking 16th in program history.

RUSHING YARDS PER GAME

74.0

Singleton is averaging 74.0 rushing yards per game in his career.

RUSHING TOUCHDOWNS

23

Singleton has 23 career rushing touchdowns, tied 16th all-time at PSU.

100+ RUSHING YARD GAMES

7

Singleton has seven career games with 100+ rushing yards, including 119 vs. Bowling Green.

20+ YARD RUNS

20

Singleton has 20 career 20+ yard runs, 12 30+ yard runs, 10 40+ yard runs, four 50+ yard runs, two 60+ yard runs, two 70+ yard runs and one 80+ yard run.

KAYTRON ALLEN



ALLEN STATS

RUSHING YARDS

2,058

Allen owns 2,058 career rushing yards, ranking 19th in program history.

RUSHING YARDS PER GAME

68.6

Allen is averaging 68.6 rushing yards per game in his career.

RUSHING TOUCHDOWNS

17

Allen has 17 career rushing touchdowns.

100+ RUSHING YARD GAMES

6

Allen has six career 100-yard rushing games, including 101 against Bowling Green and 102 vs. Illinois.

MULTI-TD GAMES

3

Allen has three multi-rushing touchdown games in his career.

OFFENSIVE LINE NOTES

- Offensive line coach **Phil Trautwein** is in his fifth season at Penn State.
- He was named to the American Football Coaches Association (AFCA) Class of 2021 "35 Under 35" list, recognizing the top-35 football coaches under the age of 35. He was the only Big Ten coach and the only offensive line coach on the 2021 list.
- In his four seasons at Penn State, Trautwein has helped 18 offensive linemen earn All-Big Ten honors, including six in 2023.
- Last season, Olumuyiwa Fashanu was the 2023 Big Ten Rimington-Pace Offensive Lineman of the Year and a William V. Campbell Trophy Finalist.
- Fashanu was named a first-team All-American by the Associated Press, AFCA, Sporting News and the Walter Camp Football Foundation, becoming Penn State's first offensive lineman to be named a consensus All-American since Jeff Hartings in 1995.
- Fashanu (11th overall), Caedan Wallace (third round) and Hunter Nourzad (fifth round) each heard their name called in the 2024 NFL Draft, marking the first time since 1996 the Nittany Lions had three linemen drafted.
- Redshirt senior **Sal Wormley** has started 30 games in 34 appearances.
- He is on the Outland Trophy watch list and was a preseason All-America second-team selection by the Action Network.
- Redshirt senior **JB Nelson**, voted All-Big Ten honorable mention selection by the coaches and media in 2023, has appeared in 18 games, making eight starts.
- Redshirt sophomore **Olaivavega Ioane**, named All-Big Ten honorable mention selection by media in 2023, has made nine career starts in 21 appearances.
- Ioane is on the Polynesian Player of the Year Award watch list.
- Junior **Drew Shelton** has appeared in 24 games and made 10 starts.
- Redshirt senior **Nick Dawkins** is on the Allstate AFCA Good Works Team and is a semifinalist for the Wuerffel Trophy. He has played in 30 career games, including four starts.
- Redshirt freshman **Anthony Donkoh** has made four starts.
- Redshirt junior **Nolan Rucci** made his Penn State debut in the WVU game and has played in 10 collegiate games.
- Cooper Cousins** and **Eagan Boyer** are two of 14 true freshmen who have played this season.
- Penn State did not allow a sack against West Virginia.
- The Nittany Lions gained 457 yards, averaging 7.6 yards per play, and 222 rushing yards.
- PSU had eight runs of 10+ yards vs. WVU, including a pair of 40-yard runs (one for a touchdown) by **Nicholas Singleton**.
- Against Bowling Green, Singleton (119) and **Kaytron Allen** (101) rushed for 100 yards in the same game for the second time in their careers.
- The offensive line helped PSU to set school records with 718 total yards and 40 first downs against Kent State.
- PSU notched 409 passing yards and 309 rushing yards against the Golden Flashes, while posting five passes of 20+ yards.
- Penn State had 239 rushing yards and averaged 5.4 yards per carry vs. Illinois, while scoring three rushing touchdowns.



Sal Wormley

WINNINGEST PROGRAMS

In its 138th season of varsity football, Penn State has posted 934 victories to rank No. 7 in the nation. The Lions' success is not solely due to longevity though, as Penn State also ranks in the top 10 in all-time winning percentage.

As of September 29, 2024

TOTAL VICTORIES

| | | |
|----------------------------|----------------|------------|
| 1. Michigan (145) | Big Ten | 1,008 |
| 2. Alabama (131) | SEC | 969 |
| 3. Ohio State (135) | Big Ten | 968 |
| 4. Texas (132) | SEC | 953 |
| 5. Notre Dame (136) | Independent | 952 |
| 6. Oklahoma (128) | SEC | 948 |
| 7. PENN STATE (138) | Big Ten | 934 |
| 8. Nebraska (135) | Big Ten | 921 |
| 9. Georgia (129) | SEC | 884 |
| 10. Tennessee (128) | SEC | 880 |

WINNING PERCENTAGE (YEARS - MIN. 25 IN D1)

| | | |
|----------------------------|----------------|-------------|
| 1. Alabama (131) | SEC | .734 |
| Michigan (145) | Big Ten | .734 |
| Ohio State (135) | Big Ten | .734 |
| 4. Notre Dame (136) | Independent | .730 |
| 5. Oklahoma (128) | SEC | .726 |
| 6. Boise State (57) | Mountain West | .725 |
| 7. Texas (132) | SEC | .704 |
| 8. USC (135) | Big Ten | .696 |
| 9. PENN STATE (138) | Big Ten | .690 |
| 10. Nebraska (135) | Big Ten | .679 |

ALL-TIME AP POLL RANKINGS (Weeks Ranked)

| | | |
|----------------------|----------------|------------|
| 1. Ohio State | Big Ten | 988 |
| 2. Michigan | Big Ten | 925 |
| 3. Oklahoma | SEC | 904 |
| 4. Alabama | SEC | 879 |
| Notre Dame | Independent | 879 |
| 6. USC | Big Ten | 819 |
| 7. Texas | SEC | 779 |
| 8. Nebraska | Big Ten | 732 |
| 9. PENN STATE | Big Ten | 701 |
| 10. LSU | SEC | 671 |

WINNING WAYS

- Penn State is 78-27 over the past nine seasons (2016-24), ranking eighth in FBS and third-best among Big Ten members (Ohio State, 93-13; Michigan, 83-23).
- Dating back to 2015, Penn State has won 54 of its last 64 home games.
- Penn State's 174-71 record over the last 20 seasons (2005-24) ranks 11th in FBS and fourth in the Big Ten (Ohio State, 215-35; Oregon, 187-62; Wisconsin, 179-72).
- Head coach **James Franklin** guided his teams to a winning record each of his first eight seasons (2 at Vanderbilt, 6 at Penn State).
- Since 2016, Franklin's 74.3 percent (78-27) winning percentage ranks fourth among current FBS coaches.

WELCOME TO THE GAME

Collegiate Debut (25):

- at West Virginia (8/31): OL Alex Birchmeier, OL Cooper Cousins, WR Tyler Johnson, S Dejuan Lane, DE Jordan Mayer, TE Luke Reynolds, TE Joey Schlaffer, RB Cam Wallace
- Kent State (9/21): K Ryan Barker, CB Antoine Belgrave-Shorter, OL Eagan Boyer, LB Ben Chizmar, RB Amiel Davis, WR Tyseer Denmark, DT Xavier Gilliam, DE Max Granville, DE Jaylen Harvey, RB Quinton Martin Jr., CB Jon Mitchell, DT Joseph Mupoyi, LB Jackson Pryts, LB Anthony Specca, S Vaboue Toure, CB Kenny Woseley Jr., LB Winston Yates

Penn State Debut (31):

- at West Virginia (8/31): Birchmeier, Cousins, WR Julian Fleming, DT Alonzo Ford Jr., CB A.J. Harris, Johnson, CB Jalen Kimber, Lane, Mayer, Reynolds, OL Nolan Rucci, Schlaffer, WR Jake Spencer, Wallace
- Kent State (9/21): Barker, Belgrave-Shorter, Boyer, Chizmar, Davis, Denmark, Gilliam, Granville, Harvey, Martin Jr., Mitchell, Mupoyi, Pryts, Specca, Toure, Woseley Jr., Yates

True Freshmen (14):

- at West Virginia (8/31): Cousins, Lane, Reynolds
- Kent State (9/21): Belgrave-Shorter, Boyer, Denmark, Gilliam, Granville, Harvey, Martin Jr., Mitchell, Specca, Toure, Woseley Jr.

First Collegiate Start (10):

- at West Virginia (8/31): OL Nick Dawkins, OL Anthony Donkoh, CB A.J. Harris, TE Andrew Rappleyea, LB Tony Rojas, S Zakee Wheatley
- Bowling Green (9/7): WR Omari Evans, TE Luke Reynolds
- Kent State (9/21): CB Elliot Washington II
- Illinois (9/21): LB DaKaari Nelson

First Start at Penn State (10):

- at West Virginia (8/31): Dawkins, Donkoh, Harris, CB Jalen Kimber, Rappleyea, Rojas, Wheatley
- Bowling Green (9/7): Evans, Reynolds
- Kent State (9/21): Washington
- Illinois (9/21): Nelson

ACADEMIC SUCCESS

- The Nittany Lions had 32 players selected as Academic All-Big Ten in Fall 2023.
- **Olumuyiwa Fashanu** was a finalist for the Campbell Trophy, known as the "Academic Heisman", and an National Football Foundation (NFF) Scholar-Athlete. He was the 20th Nittany Lion to be selected as an NFF Scholar-Athlete.
- In 2023, Penn State posted a program-record 93% graduation success rate. The 93% mark tops the previous high GSR of 91% set in 2005 and is just the second time in program history topping 90%. This is the 14th consecutive year the football team has surpassed the national average GSR for its sport.
- In 2019, punter Blake Gillikin took home CoSIDA Academic All-America® first-team honors for the second-straight year to become the 12th two-time first-team selection in Penn State history. Gillikin's two first-team CoSIDA Academic All-America honors increased Penn State football's total to 67 honorees, which ranks second in Division I football history (FBS and FCS).

DEGREES ON THE WALL

- Entering the 2024 season, 10 Nittany Lions have earned a collegiate degree.
- **Hakeem Beamon** graduated in August 2024 with his bachelor's degree in rehabilitation & human services.
- **Tyler Elsdon** earned his bachelor's degree in biobehavioral health in August 2024.
- **Mitchell Groh** graduated in August 2024 with his bachelor's degree in corporate innovation & entrepreneurship.
- **Gabriel Nwosu** collected his bachelor's degree in supply chain & information systems in Summer 2024.
- **Nick Dawkins** graduated with his bachelor's degree in recreation, parks and tourism management in December 2023.
- **Tyler Warren** earned his bachelor's degree in advertising/public relations in December 2023.
- **Sal Wormley** graduated in December 2023 with his bachelor's degree in journalism.
- **Smith Vilbert** graduated in August 2023 with his bachelor's degree in telecommunications and media studies.
- **Dvon J-Thomas** earned his bachelor's degree in telecommunications in Spring 2023. He is pursuing a second degree in journalism.
- **Julian Fleming** earned his degree in human development and family studies from Ohio State in December 2023.

PRONUNCIATIONS

Drew Allar Drew AL-ler
Kaleb Artis Kaleb ar-TISS
Alex Birchmeier Alex BURTCH-myer
Henry Boehme Henry BAME
Audavion Collins ah-DAY-vee-on Collins
Amiel Davis ah-MEEL Davis
Tyseer Denmark Ty-SEAR Denmark
Dani Dennis-Sutton deh-NYE Dennis-Sutton
Matt Detisch Matt DETT-ish
Andrew Dufault Andrew Dew-fault
Khalil Dinkins kuh-LEEL Dinkins
Anthony Donkoh Anthony DON-coe
Jason Estrella Jason es-TRELL-uh
Mehki Flowers muh-KYE Flowers
Finn Furmanek Finn fir-muh-NECK
Jashaun Green ja-SEAN Green
Ethan Grunkemeyer Ethan Grunk-a-meyer
Olaivavega Ioane O-LIE-vuh-VENG-uh Yo-wahn-ay
Coziah Izzard Co-ZIGH-uh IZZ-ard
Dvon J-Thomas duh-VON Jay-Thomas
Dejuan Lane Day-zhon Lane
Joseph Mupoyi Joseph moo-POY
DaKaari Nelson dah-KARR-ee Nelson
Gabriel Nwosu Gabriel WO-Sue
Chimdy Onoh CHIM-dee OH-no
Beau Pribula Beau prib-U-luh
Jackson Pryts Jackson PRITS
Andrew Rappleyea Andrew RAPPLE-yay
Ta'Mere Robinson TAY-meer Robinson
Nolan Rucci Nolan Roo-chi
Dominic Rulli Dominic RULE-ee
Sander Sahaydak Sander suh-HAY-dak
Joey Schaffer Joey sh-LAHF-er
Sam Siafa Sam see-AH-fa
Jaxon Smolik Jackson SMOLE-ick
Blaise Sokach-Minnick Blaze SO-katch-min-ick
Vaboue Toure Va-Boo Tore-A
Amin Vanover ah-MEEN Vanover
Zakee Wheatley ZACK-key Wheatley
J'Ven Williams JAY-ven Williams
Mylachi Williams Malachi Williams
Keon Wylie Keon WHY-lee

WIDE RECEIVER NOTES

- Offensive recruiting coordinator/wide receivers coach **Marques Hagans** is in his second season on the Penn State staff.
- Hagans joined the Penn State staff after serving as the associate head coach/wide receivers coach at Virginia for the previous 11 years. He was promoted to Associate Head Coach for the Cavaliers prior to the 2022 season.
- During his time at Virginia, Hagans coached 10 of the top 15 career receptions leaders in program history.
- Hagans was a four-year letterman at Virginia from 2002-05 and currently sits No. 10 all-time in passing yards with 4,877. He also ranks seventh in total offense with 5,779 yards.
- He was selected, as a receiver, in the fifth round (144th overall) of the 2006 NFL Draft by the St. Louis Rams. He spent three seasons with the Rams before being picked up by the Kansas City Chiefs and Indianapolis Colts in 2008. Hagans spent the 2009 and 2010 campaigns with Washington.
- Redshirt junior **Harrison Wallace III** has appeared in 28 career games, making 10 starts, as a Nittany Lion.
- He owns 49 catches for 685 yards (14.0 average) and four touchdowns in his PSU career with a long reception of 50 yards.
- Wallace registered his first career 100-yard receiving game in the win at West Virginia.
- He hauled in five catches for 117 yards and a career-best two touchdown receptions.
- Wallace had a 50-yard catch-and-run touchdown on the first play of the second quarter.
- He added an 18-yard touchdown reception right before halftime.
- Wallace made a 20-yard reception among three catches against Illinois.
- Junior **Omari Evans** has 18 receptions for 366 yards and four touchdowns in 28 career games.
- He had two catches at West Virginia, including a 55-yard reception to setup a touchdown on the final drive of the second quarter.
- Evans hauled in a 29-yard touchdown reception in the second quarter against Bowling Green.
- Evans earned his first career 100-yard receiving game with four catches for 116 yards and a touchdown against Kent State. He had a 59-yard touchdown grab in the third quarter and a 38-yard reception in the second quarter.
- Evans (25.6) and Wallace (16.3) are first and eighth in the Big Ten in yards per reception. Evans ranks third nationally.
- Senior **Julian Fleming** transferred to Penn State from Ohio State and made his PSU debut against West Virginia.
- He has appeared in 43 games, including 24 starts, in his college career. Fleming has collected 84 receptions for 1,035 yards (12.3 average) and seven touchdowns in his career.
- The Pennsylvania native made his first reception at Penn State against Bowling Green and had catches of 39 and 21 yards against Kent State.
- Redshirt junior **Liam Clifford** has appeared in 29 career games, including four starts, with 26 receptions for 292 yards, one touchdown and a long reception of 38 yards.
- He caught a 14-yard touchdown in the second quarter against Kent State and added a 38-yard reception in the second quarter.
- Redshirt sophomore **Kaden Saunders** has appeared in 18 games as a Nittany Lion. He has eight career receptions for 77 yards and a touchdown.



Harrison Wallace III

COACHING STAFF POTW

The Penn State coaching staff chooses players of the week in all three phases. Here are their selections:

AUG. 31 - WEST VIRGINIA

- Offensive: Drew Allar/Harrison Wallace III
- Defensive: Jaylen Reed
- Special Teams: Ta'Mere Robinson
- D-Squad Offensive: Will Patton/Donnie Harbour
- D-Squad Defensive: Bobby Mears/Jackson Pryts
- D-Squad Special Teams: Tyler Armstead

SEPT. 7 - BOWLING GREEN

- Offensive: Tyler Warren
- Defensive: Zane Durant
- Special Teams: Sander Sahaydak
- D-Squad Offensive: Garrett Sexton/Ethan Grunkemeyer
- D-Squad Defensive: Kaleb Artis/Xavier Gilliam
- D-Squad Special Teams: Tyler Armstead

SEPT. 21 - KENT STATE

- Offensive: Drew Allar/Omari Evans
- Defensive: Abdul Carter
- Special Teams: DaKaari Nelson
- D-Squad Offensive: Addison Penn/Aaron Enterline
- D-Squad Defensive: Bobby Mears/Jaylen Harvey/Tyler Armstead
- D-Squad Special Teams: Winston Yates

SEPT. 28 - ILLINOIS

- Offensive: Kaytron Allen/Nicholas Singleton
- Defensive: Abdul Carter/Zane Durant
- Special Teams: DaKaari Nelson
- D-Squad Offensive: Joey Schaffer/Logan Bahn
- D-Squad Defensive: Kaleb Artis/Mylachi Williams
- D-Squad Special Teams: Amiel Davis

TYLER WARREN



WARREN STATS

CAREER RECEPTIONS

69

Warren has 69 career receptions, including 20 this season.

CAREER RECEIVING YARDS

866

Warren owns 866 career receiving yards, including 260 in 2024.

CAREER RECEIVING TDS

13

Warren ranks 16th all-time at Penn State, and third among PSU tight ends, with 13 career touchdown receptions.

20+ YARD RECEPTIONS

11

Warren has made 11 receptions of 20 or more yards as a Nittany Lion, including four in 2024.

100-YARD
RECEIVING GAMES

2

Warren has two career games with 100+ receiving yards, recording a PSU tight end-record 146 yards against Bowling Green.

TIGHT ENDS NOTES

- Co-offensive coordinator and tight ends coach **Ty Howle** is in his fourth season coaching the Penn State tight ends and his fifth season overall on the staff.
- He was a four-year letterwinner on the Penn State offensive line from 2009-13. He started at center and left guard and was a four-time Academic All-Big Ten selection. He was a team captain in 2013.
- Theo Johnson, selected by the New York Giants in the fourth round of the 2024 NFL Draft, was Penn State's fifth tight end drafted since 2015, tied for the third-most in the FBS.
- Senior **Tyler Warren**, a member of the Mackey Award watch list, owns 69 receptions for 866 yards and 13 touchdowns, while adding three rushing scores and a passing touchdown, in his career. Warren has 11 career receptions of 20+ yards and two career 100-yard games.
- He has 13 career touchdown receptions, good for 14th all-time at Penn State and third among PSU tight ends, trailing only Mike Gesicki (15; 2014-17) and Pat Freiermuth (16; 2018-20).
- He is 10th among PSU tight ends with 69 career receptions and 866 career receiving yards.
- He's also tied with Freiermuth for the most total touchdowns (16) among Penn State tight ends.
- With two career 100-yard receiving games, Warren is tied-second among Penn State tight ends, trailing only Ted Kwalick (1966-68). He is tied with Mickey Shuler (2; 1975-77) and Pat Freiermuth (2; 2018-20).
- Warren is one of eight FBS tight ends (two Big Ten) with 69+ receptions, 860+ receiving yards and 13+ touchdown receptions in his career.
- Among active FBS tight ends, Warren is tied-fourth in career touchdown receptions (13; 2nd in B1G), while sitting third among Big Ten tight ends in career receptions (69) and fourth in career receiving yards (866). He's also 10th among active FBS tight ends, averaging 12.6 yards per reception (minimum 69 receptions).
- Since 1956, Warren is one of nine Big Ten players, and the only tight end, with 13+ receiving touchdowns and 3+ rushing touchdowns in their career.
- He currently has a 20-game reception streak and has at least one 14-yard catch in each of his last 10 games.
- He has 20 receptions for 260 yards and two touchdowns in 2024, while adding three rushes for 29 yards, a rushing touchdown and a passing touchdown.
- He's one of five FBS players, and one of two non-QBs, with a passing, rushing and receiving touchdown this season.
- Among FBS tight ends, in 2024, he ranks third in receiving yards per game (65.0; 1st in B1G), tied-third in yards per catch (13.0; 1st) among TEs with 20+ receptions, sixth in receptions (20; 2nd), eighth in total receiving yards (260; 1st) and T-13th in receiving touchdowns (2; t-1st).
- Warren is second in the country in percentage of catches for first downs (70%; 1st) among TEs with 20+ catches, tied-third in 10+ yard receptions (12; 1st) and 15+ yard receptions (8; 1st) and tied-ninth in 25+ yard receptions (2; t-2nd).
- Against Bowling Green, Warren posted a career-high 146 yards on a career-best eight receptions.
- His 146 receiving yards are a Penn State tight end record in a game, topping Matt Kranchick's 136 yards against Wisconsin in 2003. He was Mackey Award Tight End of the Week after the BGSU game.
- Warren tallied a 16-yard touchdown reception, a 17-yard touchdown pass and a 16-yard rush against Kent State. He threw a 17-yard touchdown pass in the second quarter.
- Warren is PSU's first non-QB with a passing and receiving touchdown in the same game since KeAndre Lambert-Smith against Michigan State in 2022.
- Warren caught four passes against Illinois, while rushing for 29 yards and a 3-yard touchdown.
- Redshirt junior **Khalil Dinkins** has played in 25 career games, making 10 catches for 123 yards and four touchdowns.
- Dinkins caught a 13-yard touchdown pass against Kent State.
- True freshman **Luke Reynolds** made his first career reception against Kent State and had one reception vs. Illinois.

NITTANY LIONS IN THE NFL

- A total of 47 Penn State football alumni are populating the rosters of 24 National Football League teams.
- The Nittany Lions annually are among the top 20 programs nationally in producing players in the NFL. In addition, four former Nittany Lions are members of NFL coaching staffs.
- Nine players from PSU's 2023 squad are on NFL teams.

NITTANY LIONS ON NFL ROSTERS

(Pro Experience in Parentheses)

- Atlanta Falcons (1):** Arnold Ebiketie (3)
Arizona Cardinals (4): Dan Chisena (4), Blake Gillikin (5), Jesse Luketa (3), PJ Mustipher (1)
Baltimore Ravens (3): Adisa Isaac (R), Odafe Oweh (4), Jordan Stout (3)
Buffalo Bills (5): KJ Hamler (4), Daquan Hardy (R), Austin Johnson (8), DaQuan Jones (11), Connor McGovern (6)
Carolina Panthers (3): Tariq Castro-Fields (3), Miles Sanders (6), Nick Scott (6)
Chicago Bears (2): Ryan Bates ^{IR} (6), Jaquan Brisker (3)
Cincinnati Bengals (1): Mike Gesicki (7)
Dallas Cowboys (2): Amani Oluwariye (5), Micah Parsons (4)
Detroit Lions (1): Allen Robinson II (11)
Green Bay Packers (3): Sean Clifford (2), Kalen King (R), Rasheed Walker (3)
Houston Texans (1): Juice Scruggs (2)
Indianapolis Colts (1): Will Fries (4)
Jacksonville Jaguars (2): Brenton Strange (2), Parker Washington (2)
Kansas City Chiefs (1): Hunter Nourzad (R)
Miami Dolphins (2): Cam Brown ^{IR} (5), Chop Robinson (R)
New England Patriots (2): Curtis Jacobs (R), Caedan Wallace (R)
New York Giants (1): Theo Johnson (R)
New York Jets (2): Olumuyiwa Fashanu (R), Brandon Smith (2)
Philadelphia Eagles (2): Saquon Barkley (7), Jahan Dotson (3)
Pittsburgh Steelers (2): Pat Freiermuth (4), Joey Porter Jr. (2)
San Francisco 49ers (3): Ji'Ayir Brown (2), Kevin Givens (5), Yetur Gross-Matos (5)
Seattle Seahawks (1): Chris Stoll (2)
Tampa Bay Buccaneers (1): Chris Godwin (8)
Washington Commanders (1): Mitchell Tinsley (2)

Italics indicates practice squad | ^c Team Captain | ^{IR} Injured Reserve

FOUR FORMER LIONS ON NFL COACHING STAFFS

Four former Nittany Lions are patrolling the sidelines as part of NFL coaching staffs in 2024.

- NaVorro Bowman (Los Angeles Chargers, Linebackers)
Jeff Carpenter (Los Angeles Chargers, Offensive Quality Control/WRs)
Bobby Engram (Washington, wide receivers)
Christian Daboll (New York Giants, offensive assistant)



Khalil Dinkins

DEFENSIVE NOTES

- **Tom Allen** enters his first season as defensive coordinator and linebackers coach at Penn State.
- Allen, the 2020 AFCA National Coach of the Year and Big Ten Coach of the Year, brings 32 years of coaching experience to Happy Valley after spending the last eight years at Indiana, including seven as head coach.
- Allen coached four defensive All-Americans and 35 All-Big Ten honorees at Indiana.
- Thirteen Nittany Lions on defense earned All-Big Ten honors in 2023. Among the returners are DE **Abdul Carter** (1st as LB), DE **Dani Dennis-Sutton** (3rd), DT **Zane Durant** (HM), DT **Dvon J-Thomas** (HM), LB **Kobe King** (HM), S **Jaylen Reed** (HM) and S **Kevin Winston Jr.** (HM).
- Carter, making the switch from linebacker to defensive end, has been tabbed to Preseason All-America honors by the Action Network (1st team), Associated Press (2nd), CBS (2nd), ESPN (2nd), the Athletic (2nd) and the Walter Camp Award.
- Carter is on watch lists for the Bednarik Award, Lombardi Award, Lott IMPACT Trophy, Nagurski Trophy and Walter Camp Player of the Year Award.
- Dennis-Sutton has also been tabbed to the Lott IMPACT Trophy watch list.
- J-Thomas is on the Polynesian Player of the Year Award watch list.
- King has been named to the Butkus Award watch list.
- Winston is on the Bednarik Award watch list.
- Since the start of the 2022 season, Penn State has held 22 opponents under 100 rushing yards, most in the FBS.
- Over the last three seasons, Penn State has held opponents to under a 50 completion percentage in 10 games, the nation's ninth-most in that span.
- Over the last three seasons, the Nittany Lions have allowed under 10 completions in seven games, tied second-most in the nation.
- Since the start of the 2022 season, Penn State has forced 57 turnovers (30 interceptions, 27 fumbles), tied-sixth in the nation and tied-third among Power Four teams.
- Penn State's 27 fumbles recovered over the last three seasons are tied second-most in the nation and are most in the Big Ten, while the 30 interceptions are tied 29th.
- Penn State has recorded three or more takeaways in 11 games over the last three seasons, second-most among FBS teams.
- Over the last three seasons, Penn State is 16-0 when forcing multiple takeaways in a game.
- Since the start of the 2022 season, Penn State is first in the nation in turnover margin, averaging a +1.07 margin (1.90 gained per game; 0.83 lost per game).
- Against West Virginia, the Nittany Lions forced three takeaways, including two fumbles and an interception.
- Reed recovered a fumble in the first quarter.
- Dennis-Sutton recovered a fumble in the fourth quarter after a strip-sack by DE **Smith Vilbert**.
- Later in the fourth quarter, CB **Elliot Washington II** recorded his first career interception.
- The Nittany Lions added a fourth-down stop and a red zone stop in the first quarter.
- Penn State limited West Virginia to 246 yards on 66 plays (3.7 yards per play).
- The Nittany Lions held the Mountaineers to 85 rushing yards and 161 passing yards.
- PSU limited WVU to 4-of-14 on third down, including 1-of-5 on third-and-short (4 or less yards).
- Winston led PSU with 12 tackles (7 solo) and added a forced fumble to earn Big Ten Defensive Player of the Week and Bednarik Award National Player of the Week honors.
- Reed added a career-high nine tackles, a tackle for loss and a career-best two pass breakups.
- Penn State stopped Bowling Green on a fourth down conversion in the second quarter.
- The Nittany Lions held Bowling Green to six total yards in the third quarter (1 rushing, 5 passing) and 89 in the second half (27 rushing, 62 passing).
- PSU grabbed two interceptions in the fourth quarter vs. BGSU on picks by LB **Tony Rojas** and S **Zakee Wheatley**.
- Penn State held Kent State to 66 yards of offense (48 rushing, 18 passing), tied for the seventh-fewest since 1947. It is the fewest yards allowed by the Nittany Lions since holding Michigan State to 53 yards of total offense in 2023.
- Penn State's +652 yard differential in the Kent State game (718 gained, 66 allowed) is a school record and, according to ESPN Stats & Info, is the highest in any game in the last decade and the highest against an FBS opponent in the last 20 seasons.
- The Nittany Lions held Kent State to 20 total yards in the first quarter (0 pass, 20 rush) and 40 total yards in the first half (18 pass, 22 rush).
- Penn State held Kent State to 26 yards in the second half (0 pass, 26 rush).
- The 18 passing yards allowed are the fewest allowed by Penn State under **James Franklin**.
- Penn State only allowed six first downs, the fewest since allowing five at Michigan State in 2023.
- The six first downs are the sixth-fewest allowed under Franklin.
- The two passing completions allowed are the second-fewest allowed under Franklin and the lowest number of completions allowed since Army had one completion in 2015.
- Twenty-two of Kent State's 43 plays went for no gain or negative yards.
- Penn State tallied six tackles for loss against the Golden Flashes.
- In the Illinois game, from the 1:41 mark of the second quarter (when Illinois had the ball at the Penn State 2 yard-line) until the end of the game, the Nittany Lions held Illinois to 39 total yards.
- A missed field goal in the red zone by the Illini in the second quarter snapped a streak of 36-straight red zone scores, which was the longest in the country.
- Penn State held Illinois to 34 yards rushing, the fewest since holding Michigan State to (-35) yards rushing in 2023.
- PSU had a season-high 13 tackles for loss on Saturday, the most since recording 14 in 2023 vs. UMass, and most in a Big Ten game since 2022 at Rutgers (15).
- The Nittany Lions recorded a season-high seven sacks, which are the most since notching seven in 2023 at Michigan State.
- CB **A.J. Harris** intercepted a pass and a strip-sack by Carter was recovered by Vilbert. Both takeaways came in the fourth quarter.
- Following the Illinois game, Penn State has held Big Ten opponents to less than 100 rushing yards in three-straight games and 14 of the last 15 contests.
- Penn State has two red-zone stops and three fourth-down stops this season.
- The Nittany Lions have forced seven takeaways (three fumbles, four interceptions).
- Through four games, Penn State ranks fourth in the nation in total defense (226.5) and seventh in scoring defense (11.5) and rushing defense (72.0).
- PSU sits fourth in the country in yards per carry (2.3) and fifth in yards per play (3.91).
- The Nittany Lions are 11th in the nation in first downs allowed (62), 14th in passing defense (154.5) and 16th in pass efficiency defense (104.5).
- Penn State has not allowed any points in the third quarter this season and only nine points in the second half, ranking second in the nation in second half scoring defense (2.25).
- Carter is tied for the Big Ten lead with 6.5 tackles for loss this season, ranking 18th nationally, and is tied-fourth in the conference with three sacks.
- Reed is seventh in the Big Ten, averaging 7.8 tackles per game.
- Over the last 10 seasons, PSU sits third nationally in sacks per game (3.10), QB hurries (1,000), tackles for loss percentage (11.10), total pressures generated (1,548) and fewest passing TDs allowed per game (1.02), sixth in fewest passing yards per attempt (6.24) and seventh in fewest rushing yards per attempt (3.41).
- Penn State's 366 sacks over the last nine years (2015-24) are fourth behind Clemson (415), Alabama (400) and Pitt (374).
- Over the last 10 years, Penn State has accumulated a 8.89 percent sack percentage (366 sacks on 4,089 pass plays), which ranks second in the FBS.
- Since 2014, Penn State has held opponents to seven or less points 32 times, fifth-most among FBS teams. Twenty-three of those 32 games have been against Big Ten opponents, most among FBS teams against conference foes.
- Since 2015, Penn State has recorded 12 shutouts, tied-most among FBS teams with Alabama. PSU also has the second-most shutouts (17) in the FBS since 2007.
- The Nittany Lions lead the FBS with eight shutouts against conference opponents since 2015.
- Penn State joins Tennessee and Fresno State as the only FBS teams with shutouts in each of the last four seasons.
- Since 2014, Penn State has held opponents without a touchdown in 20 games, sixth-most among FBS teams.
- Since 2014, PSU has held an opponent under 300 total yards 62 times, tied-sixth among FBS teams.
- Since 2014, the Nittany Lions have allowed less than 200 passing yards in 75 games, seventh-most among FBS teams, and have held opponents under 100 passing yards in 23 games in that span, tied sixth-most among FBS teams.
- Since 2014, Penn State has held opponents under 100 rushing yards on 61 occasions, ninth-most among FBS teams, and have held opponents under 50 rushing yards in 24 games, fifth-most among FBS teams.
- Penn State has registered 10 or more tackles for loss 34 times since 2014, second-most among FBS teams.
- Since 2014, Penn State has collected six or more sacks in a game 19 times, most among FBS teams.
- The Nittany Lions have forced multiple takeaways in a game on 58 occasions since 2014, including three in 2024.



Dvon J-Thomas



Zane Durant

DEFENSIVE LINE NOTES

- **Deion Barnes** is in his second season heading the Nittany Lion defensive line corps. Barnes spent the previous three years on the Penn State staff as a graduate assistant working with the defensive line.
- Barnes was a three-year letterwinner at defensive end for Penn State from 2012-14 and was named Big Ten Freshman of the Year in 2012.
- He has helped coach 16 All-Big Ten defensive linemen, including five first-team selections and a second-team All-American in his first five seasons working with the Penn State defensive line.
- Junior **Abdul Carter**, an All-Big Ten first team selection in 2023, is making the transition to defensive end after spending his first two seasons at linebacker.
- Carter is on watch lists for the Bednarik Award, Lombardi Award, Lott IMPACT Trophy, Bronko Nagurski Trophy and Walter Camp Player of the Year Award.
- He was also named a Preseason All-American by the Action Network (1st team), Associated Press (2nd team), CBS (2nd team), ESPN (2nd Team), The Athletic (2nd team) and the Walter Camp Award.
- Carter owns 123 tackles (73 solo), 22.5 tackles for loss, 14 sacks, four forced fumbles, an interception and 10 pass breakups in his third season in Happy Valley.
- He has four career games with 2+ tackles for loss and three games with 2+ sacks.
- Carter is tied for the Big Ten lead with 6.5 tackles for loss this season, ranking 18th nationally, and is tied-fourth in the conference with three sacks.
- Carter recorded seven tackles (five solo), one tackle for loss and a pass breakup against Bowling Green.
- Against Kent State, Carter tallied four tackles (2 solo) including 1.5 tackles for loss and a sack.
- Carter was named Big Ten Defensive Player of the Week after a career-high four tackles for loss and two sacks, including a strip-sack, against Illinois.
- Carter was also tabbed Senior Bowl Co-Defensive Player of the Week, Bednarik Award Player of the Week and Bronko Nagurski Trophy Player of the Week.
- He became the first Nittany Lion with four tackles for loss in a game since Yetur Gross-Matos against Iowa in 2018.
- Carter had two tackles for loss in the first half against Illinois to go over the 20 career tackles for loss mark.
- Junior DE **Dani Dennis-Sutton**, an All-Big Ten third team selection by the coaches last season, is a member of the Lott IMPACT Trophy watch list.
- Dennis-Sutton has tallied 49 tackles (32 solo), 11.5 tackles for loss, 8.5 sacks, three forced fumbles, two fumble recoveries, an interception and three pass breakups as a Nittany Lion.
- He owns two career games with multiple tackles for loss and one game with multiple sacks.
- Dennis-Sutton recovered a fumble in the fourth quarter at West Virginia, while adding a solo tackle and a pass breakup.
- He notched a strip-sack in the first quarter against Kent State for his third career forced fumble.
- Dennis-Sutton registered a solo sack and a QB hurry against Illinois.

- Redshirt senior+ DT **Hakeem Beamon** owns 19 career starts and 41 career appearances. Beamon has totaled 40 tackles, 10 tackles for loss, one sack and four pass breakups at Penn State.
- He had a half-tackle for loss in the win at WVU.
- Beamon recorded a solo tackle for loss against Illinois.
- Redshirt senior+ DT **Dvon J-Thomas**, selected All-Big Ten honorable mention by the media in 2023, has made 16 career starts in 47 appearances, with 67 tackles (34 solo), 10.5 tackles for loss, two sacks, one forced fumble, one fumble recovery and one pass breakup in his career.
- He owns one career game with multiple tackles for loss with a career-high 2.5 vs. UMass in 2023.
- J-Thomas is on watch list for the Polynesian Player of the Year Award.
- He notched two tackles at West Virginia.
- J-Thomas recorded four tackles (2 solo) and one tackle for loss against Bowling Green.
- Junior DT **Zane Durant**, selected All-Big Ten honorable mention by the media in 2023, has recorded 32 tackles (20 solo), 11 tackles for loss, five sacks and one fumble recovery in his career.
- The Florida native has two career games with multiple tackles for loss.
- Durant recorded a solo sack in the third quarter and tallied 1.5 tackles for loss at West Virginia. He had four tackles (2 solo).
- He contributed a solo tackle for loss and a pass breakup against Kent State.
- Durant collected two tackles for loss and a solo sack against Illinois for his second career game with multiple TFLs.
- Senior DE **Amin Vanover** has made 33 appearances as a Nittany Lion, tallying 32 tackles, seven tackles for loss and 2.5 sacks. He owns one game with 2+ tackles for loss.
- Vanover assisted on two tackles against the Mountaineers.
- Redshirt senior+ **Smith Vilbert** has played in 23 games at Penn State, notching 5.5 tackles for loss, 4.5 sacks, one forced fumble and one fumble recovery. He has one career game with multiple sacks.
- At West Virginia, Vilbert recorded a strip-sack in the fourth quarter for his first career forced fumble.
- Senior DT **Coziah Izzard** has made 39 appearances at Penn State, including seven starts. He has recorded 51 tackles (27 solo), 12.0 tackles for loss, seven sacks and two forced fumbles in his career.
- He owns two career games with multiple tackles for loss and one game with multiple sacks.
- Izzard made one tackle at West Virginia and a solo tackle for loss against BGSU.
- He tallied two tackles and a half-tackle for loss against Illinois.
- Redshirt senior DT **Alonzo Ford Jr.** has played in 28 collegiate games, registering 72 tackles, 7.5 tackles for loss, four sacks, one forced fumble and one fumble recovery.
- He has two games with multiple tackles for loss and one game with multiple sacks, all while playing at Old Dominion.
- Ford made his Penn State debut against West Virginia.
- Redshirt sophomore DT **Kaleb Artis** has appeared in 19 games on defense and special teams at Penn State.

DANI DENNIS-SUTTON



DENNIS-SUTTON STATS

CAREER TACKLES

49

Dennis-Sutton owns 49 career tackles.

CAREER SOLO TACKLES

32

Thirty-two of Dennis-Sutton's 49 career tackles are solo stops.

CAREER TFL

11.5

Dennis-Sutton has recorded 11.5 career tackles for loss.

CAREER SACKS

8.5

Dennis-Sutton has notched 8.5 career sacks.

FORCED FUMBLES

3

Dennis-Sutton has three forced fumbles as a Nittany Lion.

ASSISTANT COACHES

| | | | | | | | | | |
|--|---|---|---|---|---|--|---|---|---|
|  |  |  |  |  |  |  |  |  |  |
| Tom Allen Defensive Coord./ Linebackers | Andy Kotelnicki Offensive Coordinator | Justin Lustig Special Teams Coord./Outside LB/ Nickels | Deion Barnes Defensive Line | Marques Hagans Wide Receivers | Ty Howle Co-Offensive Coord./ Tight Ends | Anthony Poindexter Co-Defensive Coordinator/Safeties | Ja'Juan Seider Co-Offensive Coord./ Running Backs | Terry M. Smith Assoc. Head Coach/ Cornerbacks | Phil Trautwein Offensive Line |
| Booth | Booth | Field | Field | Field | Field | Booth | Field | Field | Field |
| | Andy Co-Till-nicki | | | Marcus HAY-ginns | Ty Howl | | JAY-juan cider | | Phil trout-wine |

ABDUL CARTER



CARTER STATS

CAREER TACKLES

123

Carter has 123 career tackles.

CAREER SOLO TACKLES

73

Seventy-three of Carter's 123 career tackles are solo stops.

CAREER TFL

22.5

Carter has collected 22.5 career tackles for loss, including 6.5 this season.

CAREER SACKS

14

Carter has tallied 14 career sacks, including three this season.

FORCED FUMBLES

4

Carter has four forced fumbles as a Nittany Lion.

PASS BREAKUPS

11

Carter has 11 pass breakups as a Nittany Lion.

CORNERBACKS NOTES

- **Terry M. Smith** is in his 11th season as Penn State's cornerbacks coach. He is also the program's associate head coach and defensive recruiting coordinator.
- Smith has tutored a secondary which has seen 14 defensive backs taken in the NFL Draft since 2015, tied with LSU for the second-most in the nation, behind only Alabama (18).
- Daequan Hardy (sixth round, Buffalo Bills) and Kalen King (seventh round, Green Bay Packers) were selected in the 2024 NFL Draft.
- It marked the third-straight year PSU had multiple defensive backs drafted.
- Joey Porter Jr. was selected 32nd overall by the Pittsburgh Steelers in the 2023 NFL Draft.
- Smith was a four-year letterwinner (1988-91) and three-year starter at wide receiver at Penn State. He ranks tied for 10th in career receiving touchdowns (15), 13th in career receiving yardage (1,825) and 14th in career receptions (108).
- Junior **Cam Miller** has totaled 40 tackles, five tackles for loss, four sacks, an interception and three pass breakups in 28 games at Penn State.
- He recorded three tackles at West Virginia and five stops against Bowling Green. He also had a sack against Illinois.
- Redshirt senior **Jalen Kimber** transferred to Penn State from Florida. He has appeared in 29 career games, making 14 starts.
- He owns 46 tackles (34 solo), one fumble recovery, one interception and seven pass breakups in his career.
- Kimber notched three tackles and a pass breakup at WVU, while making his first start at Penn State.
- He made two tackles against Kent State.
- According to PFF, Kimber is allowing a 46.2 completion percentage when targeted this season (13 targets).
- Sophomore **AJ Harris** transferred to Penn State from Georgia.
- Harris made his first collegiate start against West Virginia, recording three tackles and a pass breakup.
- The Alabama native secured three tackles against Bowling Green.
- He has 19 tackles, including six solo, one interception and two pass breakups in his career.
- Harris recorded his first career interception in the fourth quarter against Illinois, while adding four tackles and a pass breakup.
- According to PFF, Harris is allowing a 45.5 completion percentage when targeted this season (11 targets).
- Redshirt sophomore **Audavion Collins** has played in nine games at Penn State and had one tackle in each game vs. WVU and Kent State.
- Sophomore **Zion Tracy** has played in 17 games, making 17 tackles, including 13 solo.
- He had one tackle at WVU.
- Sophomore **Elliot Washington II** has appeared in 14 games, registering 12 tackles (eight solo), one tackle for loss, one interception and two pass breakups.
- Washington recorded his first career interception in the fourth quarter against West Virginia. He added one solo tackle against the Mountaineers.
- The Florida native broke up a pass against Bowling Green and made his first career start against Kent State.
- According to PFF, Washington is allowing a 28.6 completion percentage when targeted this season (7 targets).



Cam Miller

KOBE KING



KING STATS

CAREER TACKLES

121

King owns 121 career tackles.

CAREER SOLO TACKLES

70

Seventy of King's 121 career tackles are solo stops.

CAREER TFL

11.5

King has notched 11.5 career tackles for loss.

CAREER SACKS

2.5

King has tallied 2.5 career sacks.

FORCED RECOVERIES

2

King has two fumble recoveries as a Nittany Lion.

PASS BREAKUPS

3

King has three pass breakups as a Nittany Lion.

LINEBACKERS NOTES

- Redshirt junior **Kobe King**, voted All-Big Ten honorable mention by the coaches and media in 2023, leads the linebacker unit. He has played in 32 games and started 13 at Penn State. He was voted a captain for the 2024 season.
- King was named to the Butkus Award watch list in the preseason.
- He owns 121 tackles (70 solo), 11.5 tackles for loss, 2.5 sacks, two fumble recoveries and three pass breakups as a Nittany Lion.
- He has one career game with 10+ tackles, registering 10 against Rutgers in 2023, and two games with 2+ tackles for loss.
- King had three tackles at WVU and recorded seven stops against Bowling Green.
- The Detroit native notched seven tackles (4 solo) against Illinois. He tallied 1.5 tackles for loss and a solo sack.
- Redshirt junior **Dominic DeLuca** has appeared in 32 career games. He joined the team as a run-on in Spring 2021 and earned a scholarship at the conclusion of the 2022 season.
- DeLuca has tallied 64 tackles (37 solo), 6.5 tackles for loss, two sacks, two forced fumbles, two interceptions, four pass breakups and two blocked punts in his career.
- He registered five tackles, all in the first half, against WVU.
- Sophomore **Tony Rojas** has made four career starts and has appeared in all 17 games in his first two years in Happy Valley.
- As a Nittany Lion, he has tallied 38 tackles (17 solo), 6.5 tackles for loss, a half-sack, a forced fumble, two interceptions and a pass breakup.
- Rojas notched 1.5 tackles for loss at WVU, tying his career high. He finished the game with five tackles (2 solo) in his first career start.
- The sophomore made his second career interception in the fourth quarter against Bowling Green, while notching five tackles and a pass breakup.
- Against Illinois, he collected four tackles, including a career high-tying 1.5 tackles for loss, and a half-sack.
- Senior **Tyler Elsdon** has played in 43 career games, owning 86 tackles (54 solo), four tackles for loss, one sack, two fumble recoveries and five pass breakups.
- Elsdon made four stops against the Mountaineers and tallied three tackles and a pass breakup against BGSU.
- He recorded two tackles against Illinois.
- Redshirt sophomore **Keon Wylie** has appeared in 16 games with 19 tackles, 5.5 tackles for loss and 3.5 sacks. He has one career game with 2+ tackles for loss.
- Redshirt freshman **Ta'Mere Robinson** had two tackles at WVU.
- Robinson contributed three tackles and a solo tackle for loss against Kent State.
- He had a solo tackle against Illinois.
- True freshman **Anthony Specia** made his debut against Kent State and led the team with five tackles (2 solo) while adding a QB hurry.
- Redshirt freshman **Dakaari Nelson** made his first career start against Illinois, assisting on one tackle.
- Penn State has 71 linebackers drafted all-time, the most for any school.



Tony Rojas

SAFETIES NOTES

- Co-Defensive coordinator/safeties coach **Anthony Poindexter** is in his fourth season on the Nittany Lion coaching staff.
- Poindexter has 20 years of collegiate coaching experience, including seven as a defensive or co-defensive coordinator.
- As a player, Poindexter, a two-time consensus All-American at Virginia and was chosen as the 1998 ACC Defensive Player of the Year.
- Poindexter was inducted into the College Football Hall of Fame in 2020.
- Senior **Jaylen Reed**, an All-Big Ten honorable mention selection by the coaches and media in 2023, has played in 38 contests and started 17 games. He has tallied 113 tackles (73 solo), eight tackles for loss, 1.5 sacks, one fumble recovery, two interceptions and six pass breakups at PSU.
- At WVU, Reed made plays all over the field, collecting nine tackles (3 solo), a solo tackle for loss, a fumble recovery and two pass breakups.
- Reed notched his first career fumble recovery in the first quarter and had a career-best two pass breakups.
- He made a career-high 10 tackles (4 solo) against Bowling Green while surpassing the 100 career tackles mark.
- Reed collected a team-high eight tackles (6 solo) against Illinois.
- Reed is seventh in the Big Ten, averaging 7.8 tackles per game.
- Junior **Kevin Winston Jr.**, voted All-Big Ten honorable mention by the coaches and media, has seen playing time in 27 games in his first three years in Happy Valley. He was voted a captain for the 2024 season.
- He is a member of the Bednarik Award Watch List.
- Winston has 90 tackles (53 solo), 3.5 tackles for loss, one forced fumble, two fumble recoveries, one interception and five pass breakups as a Nittany Lion.
- Against West Virginia, Winston tied a career high with 12 tackles (7 solo) and earned his third career game with 10+ tackles. Eight of his 12 stops came in the first half.
- The junior registered his first career forced fumble in the first quarter and added a solo tackle for loss.
- Winston earned Big Ten Defensive Player of the Week and Bednarik Award National Player of the Week honors.
- Redshirt junior **Zakee Wheatley** has played in 34 career games, making four starts, collecting 69 tackles (45 solo), one tackle for loss, three interceptions, one forced fumble and three pass breakups.
- According to PFF, wheatley is allowing a 45.5 completion percentage when targeted his season (11 targets).
- He tallied four tackles (3 solo) and a half-tackle for loss at WVU, his first career start.
- Wheatley picked off a pass in the fourth quarter against BGSU and finished the game with six tackles, tying a career high.
- He had five tackles (3 solo) against Illinois.
- Dejuan Lane** and **Vaboue Toure** have seen time as true freshmen this season.
- Lane made two tackles against Kent State, while Toure had a pass breakup.



Zakee Wheatley

JAYLEN REED



REED STATS

CAREER TACKLES

113

Reed has recorded 113 tackles as a Nittany Lion, including 30 stops in 2024.

CAREER SOLO TACKLES

73

Seventy-three of Reed's 113 tackles are solo stops.

CAREER TACKLES FOR LOSS

8

Reed has collected 8 tackles for loss in his career.

CAREER FUMBLE RECOVERIES

1

Reed recorded one career fumble recovery.

CAREER INTERCEPTIONS

2

Reed has registered two interceptions in his PSU career.

LETTERMEN MAKING THEIR RETURN

- Sixteen members of the Penn State coaching staff, support staff and athletic department played at Penn State.
- Associate head coach/cornerbacks coach **Terry M. Smith** was a three-year starter at wide receiver from 1989-91.
- Co-offensive coordinator and tight ends coach **Ty Howle** was a four-year letterwinner on the Penn State offensive line from 2009-13. He played in 47 career games, making 13 starts.
- Defensive line coach **Deion Barnes** made 31 starts as a Nittany Lion from 2012-14. In 2014, Barnes tallied 12.5 tackles for loss and six sacks. He led PSU with 10 tackles for loss and six sacks in 2012 to earn consensus freshman All-American honors.
- Defensive graduate assistant **Torrence Brown** was a three-year letterman on the defensive line for the Nittany Lions (2015-17). He appeared in 30 career games, making seven starts.
- Defensive graduate assistant **Jordan Lucas** was a reliable member of the defensive backfield during his Penn State career, appearing in 46 games (2012-15).
- Defensive analyst **Dan Connor** was a two-time first-team All-America linebacker for Penn State in 2006 and 2007, the 14th Nittany Lion to be named a two-time first-team All-American. He finished his career as Penn State's all-time leader with 419 tackles.
- Director of performance science **Andrew Nelson** was a four-year letterwinner on the offensive line for Penn State (2014-17) and appeared in 33 games, making 28 starts.
- Assistant director of performance enhancement **Tyrone Smith** was a defensive tackle for Penn State and lettered during the 2014 season.
- Director of life skills **Jordan Hill** lettered at Penn State from 2009-12 and finished his Penn State career with 171 total tackles, including 9.5 sacks. He posted a 64-tackle, 4.5-sack season his senior year and was named first-team All-Big Ten for his efforts in 2012.
- Recruiting coordinator **Alan Zemaitis** was a three-time All-Big Ten selection for the blue and white from 2002-05. Zemaitis sits tied fifth all-time at Penn State with 12 career interceptions. He also holds fifth all-time at Penn State with 46 passes defended. Zemaitis helped the Nittany Lions to a Big Ten Championship in 2005.
- Director of Football Academic Services **Todd Kulka** lettered as a linebacker and graduated in 1995. He helped Penn State to a 9-3 record and an Outback Bowl victory in 1995.
- Director of the Football Letterman's Club **Wally Richardson** was a four-year letterman as a quarterback in 1992 and 1994-96. Richardson ranks 12th all-time at Penn State with 4,419 career passing yards. He also sits eighth all-time with 378 completions and 12th all-time with 27 touchdown passes.
- Assistant athletic director for the brand academy **Omar Easy** lettered for the Nittany Lions from 1999 to 2001 and spent time in the NFL with the Kansas City Chiefs and Oakland Raiders.
- Associate director of development **Michael Mauti** was a four-year letterwinner for the Nittany Lions and the Big Ten Linebacker of the Year and a first-team All-American in 2012.
- Assistant AD for Premium Seating **Bobby White** was Co-Captain of the 1986 National Championship Penn State Football team.
- Assistant director of high performance **Dan Vasey** was a defensive end with the Nittany Lions (2017-21).

SPECIAL TEAMS NOTES

- **Justin Lustig** is in his first season as Penn State's special teams coordinator/outside linebackers/nickels coach.
- A 2022 Broyles Award nominee, Lustig served the last three seasons at Vanderbilt. In 2023, Vanderbilt was one of 20 programs in the country to block multiple punts and finished 11th nationally in net punting.
- According to Coaches By The Numbers, since 2019, Penn State's kick return defense ranks second in the nation in percentage of kickoffs returned inside the 25 (74.6; 2nd in B1G), fifth in the nation in touchback percentage (71.0; 1st), fifth in the nation in percentage of kickoffs returned (17.6; 1st) and 13th in average opponent field position (25.4; 6th).
- Since 2019, Penn State's punt return defense is ranked fifth in the country in punts inside the 10 (16.8 percent; 5th in B1G), fifth in punts inside the 20 (42.1; 2nd) and sixth in net punting (41.7; 2nd).
- Since 2017, Penn State has scored nine special teams touchdowns (four kick return, five punt return), ranking second in the Big Ten, and is one of three FBS schools that has not allowed a special teams touchdown since the start of the 2019 season (65-straight games).
- Redshirt junior kicker **Sander Sahaydak** has served as Penn State's primary kicker through four games in 2024.
- Sahaydak converted all four extra-point attempts against the Mountaineers.
- He drilled a career-long 43-yard field goal and added a 28-yard kick against Bowling Green, while converting all four PATs.
- Sahaydak made all seven PATs against Kent State and two against Illinois. He is now 17-of-17 this season.
- Junior P **Riley Thompson**, selected All-Big Ten honorable mention by the coaches and media in 2023, is on the Ray Guy Award watch list.
- Thompson has placed 47 career punts inside the 20 and 15 punts inside the 10, while blasting 31 punts of 50+ yards in his career.
- His 45.4 punt average at Penn State ranks first all-time at PSU (minimum 50 punts).
- Thompson averaged 44.0 yards per punt on four boots against WVU. He landed a 46-yard punt at the WVU 11 in the third quarter.
- He averaged 47.0 yards per punt on four kicks against Bowling Green. Thompson blasted a 56-yard punt and landed two punts inside the 20.
- He was named Ray Guy Award Punter of the Week following the BGSU game.
- Thompson hit a 48-yard punt to the Illinois 10 in the second quarter.
- KR **Nicholas Singleton**, an All-Big Ten honorable mention honoree as a return specialist, is averaging 23.8 yards per kick return in his career, 11th all-time at Penn State, with one touchdown.
- Singleton is on the Paul Hornung Award watch list for the most versatile player in the country.
- He had three returns for 56 yards against WVU.
- Redshirt junior SN **Tyler Duzansky** has appeared in 24 career games.
- Duzansky is a member of the Patrick Mannelly Award watch list.
- He led FBS long snappers with six tackles in 2023.
- Redshirt junior P **Gabriel Nwosu** landed two kickoffs for touchbacks at WVU.
- Nwosu blasted four touchbacks against BGSU and five against Kent State.
- LB **Dominic DeLuca** has been voted as a captain for the second-straight year and was awarded No. 0 as the team's special teams leader.
- Redshirt freshman LB **Ta'Mere Robinson** had two tackles on kickoff returns against West Virginia.

RILEY THOMPSON



THOMPSON STATS

PUNT AVERAGE

45.4

Thompson has a 45.4 career punt average, totaling 5,543 yards on 122 punts.

INSIDE THE 20

47

Thompson has dropped 47 career punts inside the 20.

INSIDE THE 10

15

Thompson has landed 15 career punts inside the 10.

50+ YARD PUNTS

31

Thompson has blasted 31 punts of 50+ yards in his career.

24 2024 PENN STATE FOOTBALL

NUMERICAL ROSTER (0-44)

| NO. | NAME | POS. | EL. | HT. | WT. | HIGH SCHOOL/COACH | HOMETOWN |
|-----|---------------------------|------|-------|------|-----|---|------------------------|
| 0 | DeLuca, Dominic ** | LB | R-Jr. | 6-1 | 230 | Wyoming Area/Randy Spencer | West Pittston, Pa. |
| 1 | Reed, Jaylen *** | S | Sr. | 6-0 | 212 | Martin Luther King Jr./Tyrone Spencer | Detroit, Mich. |
| 2 | Clifford, Liam ** | WR | R-Jr. | 6-1 | 208 | St. Xavier/Steve Specht | Maineville, Ohio |
| 2 | Winston Jr., Kevin ** | S | Jr. | 6-2 | 208 | DeMatha Catholic/Bill McGregor | Columbia, Md. |
| 3 | Fleming, Julian | WR | Sr. | 6-2 | 208 | Southern Columba/Jim Roth/Ohio State | Catawissa, Pa. |
| 3 | Kimber, Jalen | CB | R-Sr. | 6-0 | 184 | Mansfield Timberview/James Brown/Florida/Georgia | Merrillville, Ind. |
| 4 | Denmark, Tyseer | WR | Fr. | 5-10 | 187 | Imhotep Charter/Devon Johnson | Philadelphia, Pa. |
| 4 | Harris, A.J. | CB | So. | 6-1 | 193 | Central/Patrick Nix/Georgia | Phenix City, Ala. |
| 5 | Evans, Omari ** | WR | Jr. | 6-0 | 188 | Shoemaker/Toby Foreman | Killeen, Texas |
| 5 | Miller, Cam ** | CB | Jr. | 6-0 | 184 | Trinity Christian Academy/Verlon Dorminey | Fernandina Beach, Fla. |
| 6 | Wallace III, Harrison ** | WR | R-Jr. | 6-1 | 198 | Pike Road/Patrick Browning | Montgomery, Ala. |
| 6 | Wheatley, Zakee ** | S | R-Jr. | 6-2 | 200 | Archbishop Spalding/Kyle Schmitt | Crofton, Md. |
| 7 | Saunders, Kaden * | WR | R-So. | 5-10 | 182 | Westerville South/Matthew Christ | Columbus, Ohio |
| 7 | Tracy, Zion * | CB | So. | 5-11 | 181 | St. Thomas More (Conn.)/Ernest Anderson | Hempstead, N.Y. |
| 8 | Johnson, Tyler | WR | R-So. | 6-0 | 188 | Magna Vista/Joe Favero | Martinsville, Va. |
| 8 | Nelson, DaKaari | LB | R-Fr. | 6-3 | 222 | Selma/Willie Gandy | Livingston, Ala. |
| 9 | Pribula, Beau * | QB | R-So. | 6-2 | 206 | Central York/Gerry Yonchiuk | York, Pa. |
| 10 | Lane, DeJuan | S | Fr. | 6-2 | 211 | Gilman School/Scott Van Zile | Jessup, Md. |
| 10 | Singleton, Nicholas ** | RB | Jr. | 6-0 | 226 | Governor Mifflin/Jeff Lang | Shillington, Pa. |
| 11 | Carter, Abdul ** | DE | Jr. | 6-3 | 252 | La Salle College High School/John Steinmetz | Philadelphia, Pa. |
| 12 | Ivey, Anthony | WR | R-So. | 5-11 | 187 | Manheim Township/Mark Evans | Lancaster, Pa. |
| 12 | Mitchell, Jon | CB | Fr. | 5-11 | 195 | Mandarin/Toby Bullock | Jacksonville, Fla. |
| 13 | Allen, Kaytron ** | RB | Jr. | 5-11 | 220 | IMG Academy (Fla.)/Pepper Johnson | Norfolk, Va. |
| 13 | Rojas, Tony * | LB | So. | 6-2 | 236 | Fairfax/Trey Taylor | Fairfax, Va. |
| 14 | Mills, Tyrece | S | R-Sr. | 6-1 | 203 | Northeast/Troy Gore/Lackawanna College | Philadelphia, Pa. |
| 14 | Smolik, Jaxon | QB | R-Fr. | 6-1 | 201 | Dowling Catholic/Tom Wilson | Van Meter, Iowa |
| 15 | Allar, Drew ** | QB | Jr. | 6-5 | 235 | Medina/Larry Laird | Medina, Ohio |
| 15 | Vanover, Amin ** | DE | Sr. | 6-4 | 258 | St. Joseph's/Augie Hoffman | Newark, N.J. |
| 16 | Dinkins, Khalil * | TE | R-Jr. | 6-4 | 252 | North Allegheny/Art Walker | Wexford, Pa. |
| 16 | Washington II, Elliot * | CB | So. | 5-11 | 194 | Venice/John Peacock | Venice, Fla. |
| 17 | Grunkemeyer, Ethan | QB | Fr. | 6-2 | 203 | Olentangy/Wade Bartholomew | Lewis Center, Ohio |
| 17 | Woseley Jr., Kenny | CB | Fr. | 5-10 | 176 | Imhotep Charter/Devon Johnson | Philadelphia, Pa. |
| 18 | Granville, Max | DE | Fr. | 6-3 | 229 | Fort Bend Christian Academy/Jordan Black | Sugar Land, Texas |
| 18 | Schlaffer, Joey | TE | R-Fr. | 6-5 | 240 | Exeter Township/Matt Bauer | Reading, Pa. |
| 19 | Brown, Josiah | WR | Fr. | 5-11 | 176 | Malverne/Kito Lockwood | Malverne, N.Y. |
| 19 | Lambert, Jack | QB | R-Fr. | 6-3 | 208 | Topsail/Jack Teachey | Hampstead, N.C. |
| 20 | Williams, Mylachi | DE | Fr. | 6-3 | 243 | Monsignor Bonner & Archbishop Prendergast Catholic/Jack Muldoon | Philadelphia, Pa. |
| 21 | Toure, Vaboue | S | Fr. | 6-1 | 212 | Irvington/Smoke Pierre | Pleasantville, N.J. |
| 23 | Belgrave-Shorter, Antoine | CB | Fr. | 6-0 | 195 | Mandarin/Toby Bullock | Jacksonville, Fla. |
| 24 | Robinson, Ta'Mere | LB | R-Fr. | 6-3 | 223 | Brashear/Andrew Moore | Pittsburgh, Pa. |
| 24 | Smith, Corey | RB | Fr. | 5-10 | 189 | Catholic Memorial/Bill Young | Milwaukee, Wis. |
| 25 | Martin Jr., Quinton | RB | Fr. | 6-1 | 205 | Belle Vernon/Matt Humbert | Belle Vernon, Pa. |
| 26 | Wallace, Cam | RB | R-Fr. | 5-9 | 200 | Montgomery County/Don Vandygriff | Mount Vernon, Ga. |
| 27 | Payne Jr., Lamont | S | R-Fr. | 6-0 | 192 | Chartiers Valley/Aaron Fitzpatrick | Carnegie, Pa. |
| 28 | Durant, Zane ** | DT | Jr. | 6-1 | 288 | Lake Nona/Anthony Paradiso | Lake Nona, Fla. |
| 28 | Kiesewetter, Karson | S | R-Fr. | 5-10 | 198 | Bishop Guilfoyle/Justin Wheeler | Altونا, Pa. |
| 29 | Collins, Audavion | CB | R-So. | 5-11 | 180 | Newton/Camiel Grant/Mississippi State | Covington, Ga. |
| 30 | Davis, Amiel | RB | R-Jr. | 6-0 | 214 | Eastern Regional/John Doherty/Marist College | Voorhees, N.J. |
| 30 | Jackson, Kari | LB | Fr. | 6-1 | 238 | West Bloomfield/Zach Hilbers | West Bloomfield, Mich. |
| 31 | Cunningham, Logan | WR | R-So. | 5-8 | 189 | Belle Vernon/Matt Humbert/Marietta College | Belle Vernon, Pa. |
| 31 | Dinkins, Kolin * | S | R-So. | 6-2 | 203 | North Allegheny/Art Walker | Wexford, Pa. |
| 32 | Wylie, Keon * | LB | R-So. | 6-2 | 225 | Imhotep Charter/Devon Johnson | Philadelphia, Pa. |
| 33 | Dennis-Sutton, Dani ** | DE | Jr. | 6-5 | 266 | McDonogh School (Md.)/Hakeem Sule | Millsboro, Del. |
| 34 | Holzworth, Tyler | RB | R-Jr. | 6-0 | 219 | Delaware Valley Regional/Keith Olsommer/Delaware Valley | Milford, N.J. |
| 35 | Armstead, Tyler | CB | Fr. | 6-1 | 167 | Canon-McMillan/Mike Evans | Canonsburg, Pa. |
| 35 | Sokach-Minnick, Blaise | LS | R-So. | 6-3 | 220 | Wyoming Area/Randy Spencer | West Pittston, Pa. |
| 36 | Fisher, Zuriah ** | DE | R-Sr. | 6-3 | 258 | Aliquippa/ Mike Warfield | Aliquippa, Pa. |
| 36 | Oluleye, Feyisayo | CB | R-Sr. | 6-1 | 204 | Bishop McDevitt/Jeff Weachter/Robert Morris | Lancaster, Pa. |
| 37 | Dee, Beckham | LB | Fr. | 6-1 | 229 | Mount Lebanon/Mike Collodi | Pittsburgh, Pa. |
| 38 | Yates, Winston | LB | R-Fr. | 6-2 | 226 | Paul VI/Steve Scuderi | Moorestown, N.J. |
| 39 | Blanding, Ty | DT | R-Fr. | 6-1 | 292 | Christ the King/Jason Brown | Bronx, N.Y. |
| 39 | Green, Jashaun | S | R-So. | 6-1 | 186 | State College Area/Matt Lintal | State College, Pa. |
| 40 | Specia, Anthony | LB | Fr. | 6-1 | 226 | Pittsburgh Central Catholic/Ryan Lehmeier | Bridgeville, Pa. |
| 40 | Williams, Patrick | S | R-So. | 6-0 | 197 | Eagle Academy 2/Kyron Jones | Brooklyn, N.Y. |
| 41 | King, Kobe ** | LB | R-Jr. | 6-1 | 248 | Cass Tech/Thomas Wilcher | Detroit, Mich. |
| 42 | Robinson, Mason | DE | R-Fr. | 6-3 | 252 | McDonogh School/Hakeem Sule | Randallstown, Md. |
| 43 | Eldon, Tyler *** | LB | Sr. | 6-2 | 230 | North Schuylkill/Wally Hall | Frackville, Pa. |
| 44 | Harvey, Jaylen | DE | Fr. | 6-2 | 250 | Quince Orchard/John Kelley | Gaithersburg, Md. |

NUMERICAL ROSTER (44-99)

| NO. | NAME | POS. | EL. | HT. | WT. | HIGH SCHOOL/COACH | HOMETOWN |
|-----|---------------------|------|--------|------|-----|--|---------------------------|
| 44 | Warren, Tyler *** | TE | Sr. | 6-6 | 261 | Atlee/Matt Gray | Mechanicsville, Va. |
| 45 | Pryts, Jackson | LB | R-So. | 6-3 | 220 | Hickory/William Dungee | Hermitage, Pa. |
| 47 | Patton, Will | ATH | R-So. | 6-4 | 233 | Shenango/James Graham | New Castle, Pa. |
| 47 | Probst, Aidan | DE | Fr. | 6-2 | 230 | McDowell/ Brad Orlando | Erie, Pa. |
| 48 | Duzansky, Tyler * | LS | R-Jr. | 6-4 | 216 | St. Francis Prep/Bob McMillen | Glen Ellyn, Ill. |
| 49 | Chizmar, Ben | LB | R-Jr. | 6-0 | 228 | Mars Area/Scott Heinauer | Gibsonia, Pa. |
| 50 | Cousins, Cooper | OL | Fr. | 6-6 | 316 | McDowell/Brad Orlando | Erie, Pa. |
| 50 | Ford Jr., Alonzo | DT | R-Sr. | 6-2 | 319 | Varina/Marcus Lewis/Old Dominion | Richmond, Va. |
| 51 | Beamon, Hakeem *** | DT | R-Sr.+ | 6-3 | 296 | Manchester/Tom Hall | Midlothian, Va. |
| 52 | Rulli, Dominic * | OL | R-So. | 6-3 | 295 | The Taft School (Conn.)/Tyler Whitley | Burlington, Ky. |
| 53 | Dawkins, Nick ** | OL | R-Sr. | 6-4 | 298 | Parkland/Tim Moncman | Allentown, Pa. |
| 54 | Gilliam, Xavier | DT | Fr. | 6-2 | 302 | Quince Orchard/John Kelley | Montgomery Village, Md. |
| 54 | Harvie, Ian | OL | R-So. | 6-2 | 273 | Spring-Ford/Chad Brubaker | Royersford, Pa. |
| 55 | Onoh, Chimdy | OL | R-Fr. | 6-5 | 320 | Dundalk/Thomas Abel | Baltimore, Md. |
| 56 | Mupoyi, Joseph | DT | R-Fr. | 6-5 | 261 | St. Thomas More (Conn.)/Ernest Anderson | Kinshasa, DR of the Congo |
| 56 | Nelson, JB ** | OL | R-Sr. | 6-5 | 326 | Mount Lebanon/Bob Palko/Lackawanna College | Pittsburgh, Pa. |
| 57 | Harbour, Donnie | OL | Fr. | 6-3 | 323 | Catholic Memorial/Bill Young | Milwaukee, Wis. |
| 58 | Artis, Kaleb * | DT | R-So. | 6-4 | 325 | St. Francis Prep/Rich Carroll | Westbury, N.Y. |
| 60 | Bahn, Logan | OL | Fr. | 6-4 | 300 | Ramsey/Adam Baeira | Ramsey, N.J. |
| 61 | Horan, Liam | OL | Fr. | 6-2 | 288 | Malvern Prep/Dave Gueriera | Malvern, Pa. |
| 63 | Birchmeier, Alex | OL | R-Fr. | 6-5 | 300 | Broad Run/Myron Curtis | Ashburn, Va. |
| 64 | Boyer, Eagan | OL | Fr. | 6-8 | 280 | Hough/DeShawn Baker | Cornelius, N.C. |
| 65 | Fitzgerald, Jim | OL | R-So. | 6-7 | 317 | Archbishop Spalding/Kyle Schmitt | Severna Park, Md. |
| 66 | Shelton, Drew ** | OL | Jr. | 6-5 | 307 | Downingtown West/Mike Milano | Downingtown, Pa. |
| 67 | Boehme, Henry | OL | R-Fr. | 6-5 | 282 | Mountain Brook/Chris Yeager | Birmingham, Ala. |
| 68 | Donkoh, Anthony * | OL | R-Fr. | 6-5 | 330 | Lightridge/Bobby Eavenson | Aldie, Va. |
| 70 | Sexton, Garrett | OL | Fr. | 6-6 | 290 | Arrowhead Union/Matt Harris | Hartland, Wis. |
| 71 | Ioane, Olaivavega * | OL | R-So. | 6-4 | 348 | Graham-Kapowsin/Eric Kurl | Graham, Wash. |
| 72 | Rucci, Nolan | OL | R-Jr. | 6-8 | 308 | Warwick/Bob Locker/Wisconsin | Lititz, Pa. |
| 73 | Brewer, Caleb | OL | Fr. | 6-4 | 288 | Wyomissing/Bob Wolfram | Reading, Pa. |
| 74 | Williams, J'ven | OL | R-Fr. | 6-5 | 310 | Wyomissing/Bob Wolfram | Reading, Pa. |
| 75 | Detisch, Matt | OL | R-So. | 6-6 | 280 | Mars Area/Scott Heinauer | Mars, Pa. |
| 76 | Carlan, Mason | OL | Sr. | 6-2 | 298 | North Little Rock/Jamie Mitchell/Air Force | North Little Rock, Ark. |
| 77 | Wormley, Sal ** | OL | R-Sr.+ | 6-3 | 327 | Smyrna (Del.)/Mike Judy | Newark, N.J. |
| 79 | Penn, Addison | OL | R-Sr. | 6-2 | 290 | Carroll/Riley Dodge/Duke | Southlake, Texas |
| 80 | Flowers, Mehki | WR | R-So. | 6-0 | 194 | Central Dauphin East/Lance Dean | Harrisburg, Pa. |
| 81 | Nastasi, Donte | WR | R-Fr. | 5-10 | 160 | State College Area/Matt Lintal | State College, Pa. |
| 82 | Black, Ethan | WR | R-Fr. | 5-9 | 177 | Conemaugh Township/Tony Penna | Davidsville, Pa. |
| 83 | Spencer, Jake | WR | R-Sr. | 5-10 | 220 | Haverford School/Michael Murphy/Colgate | Gladwyne, Pa. |
| 84 | Gonzalez, Peter | WR | Fr. | 6-2 | 206 | Pittsburgh Central Catholic/Ryan Lehmeier | Mars, Pa. |
| 85 | Reynolds, Luke | TE | Fr. | 6-4 | 248 | Cheshire Academy (Conn.)/Bill Mella | Westford, Mass. |
| 86 | Enterline, Aaron | WR | Fr. | 6-2 | 185 | Manheim Central/Dave Hahn | Manheim, Pa. |
| 86 | Estrella, Jason | WR | R-Jr. | 6-2 | 193 | Liberty/John Truby | Bethlehem, Pa. |
| 87 | Rappleyea, Andrew | TE | R-Fr. | 6-4 | 250 | Milton Academy (Mass.)/Kevin MacDonald | Millbrook, N.Y. |
| 88 | Cross, Jerry | TE | R-So. | 6-5 | 267 | Rufus King/Thomas Wozniak | Milwaukee, Wis. |
| 88 | Siafa, Sam | DT | R-So. | 6-4 | 292 | Downingtown West/Mike Milano | Downingtown, Pa. |
| 89 | Furmanek, Finn | TE | R-Fr. | 6-3 | 242 | State College Area/Matt Lintal | State College, Pa. |
| 90 | Andrews, Liam | DT | Fr. | 6-4 | 275 | Dexter School/Casey Day | Brookline, Mass. |
| 91 | J-Thomas, Dvon *** | DT | R-Sr.+ | 6-1 | 305 | McDonogh School/Hakeem Sule | Burtonsville, Md. |
| 91 | Meyer, Chase | K | Jr. | 5-10 | 181 | Mater Dei/Bruce Rollinson/Tulsa/Penn | Los Angeles, Calif. |
| 92 | Dufault, Andrew | LS | Fr. | 6-1 | 238 | Xaverian Brothers/Al Fornaro | Westwood, Mass. |
| 92 | Vilbert, Smith * | DE | R-Sr.+ | 6-6 | 282 | St Joseph's Regional (N.J.)/Augie Hoffman | Monsey, N.Y. |
| 93 | Mears, Bobby | DE | R-Fr. | 6-4 | 250 | Malvern Prep/Dave Gueriera | West Chester, Pa. |
| 93 | Sahaydak, Sander | K | R-Jr. | 6-0 | 185 | Liberty/John Truby | Bethlehem, Pa. |
| 94 | Barker, Ryan | K | R-Fr. | 6-2 | 192 | Kennett/Lance Fraizer | Landenberg, Pa. |
| 94 | Cook, De'Andre | DT | Fr. | 6-4 | 282 | Friendship Collegiate Academy/Michael Hunter | Washington, D.C. |
| 95 | Mayer, Jordan | DE | R-Fr. | 6-4 | 242 | Thomas Jefferson/Kevin Culjat/Wisconsin | Jefferson Hills, Pa. |
| 95 | Thompson, Riley * | P | Jr. | 6-1 | 224 | Haileybury/-/Deakin/Florida Atlantic | Melbourne, Australia |
| 96 | Groh, Mitchell | P | R-Jr. | 6-1 | 195 | Dallastown Area/Ron Miller | Dallastown, Pa. |
| 97 | Cunningham, T.A. | DT | Fr. | 6-5 | 285 | Grayson/Jim Rowell | Atlanta, Ga. |
| 99 | Izzard, Coziah *** | DT | Sr. | 6-3 | 305 | DeMatha Catholic/Bill McGregor | Columbia, Md. |
| 99 | Nwosu, Gabriel * | P | R-Jr. | 6-6 | 285 | The Bullis School/Patrick Cilent | Derwood, Md. |

* - Letters won

As of September 22, 2024

Note: As a result of eligibility not counting for the 2020 season, extra years of eligibility are marked on the back end of student-athletes' career (a "+" symbol will be added on the end of "Sr." to indicate the extra year of eligibility being used).

26 2024 PENN STATE FOOTBALL

ALPHABETICAL ROSTER (A-KIE)

| NO. | NAME | POS. | EL. | HT. | WT. | HIGH SCHOOL/COACH | HOMETOWN |
|-----|---------------------------|------|--------|------|-----|---|-------------------------|
| 15 | Allar, Drew ** | QB | Jr. | 6-5 | 235 | Medina/Larry Laird | Medina, Ohio |
| 13 | Allen, Kaytron ** | RB | Jr. | 5-11 | 220 | IMG Academy (Fla.)/Pepper Johnson | Norfolk, Va. |
| 90 | Andrews, Liam | DT | Fr. | 6-4 | 275 | Dexter School/Casey Day | Brookline, Mass. |
| 35 | Armstead, Tyler | CB | Fr. | 6-1 | 167 | Canon-McMillan/Mike Evans | Canonsburg, Pa. |
| 58 | Artis, Kaleb * | DT | R-So. | 6-4 | 325 | St. Francis Prep/Rich Carroll | Westbury, N.Y. |
| 60 | Bahn, Logan | OL | Fr. | 6-4 | 300 | Ramsey/Adam Baeira | Ramsey, N.J. |
| 94 | Barker, Ryan | K | R-Fr. | 6-2 | 192 | Kennett/Lance Fraizer | Landenberg, Pa. |
| 51 | Beamon, Hakeem *** | DT | R-Sr.+ | 6-3 | 296 | Manchester/Tom Hall | Midlothian, Va. |
| 23 | Belgrave-Shorter, Antoine | CB | Fr. | 6-0 | 195 | Mandarin/Toby Bullock | Jacksonville, Fla. |
| 63 | Birchmeier, Alex | OL | R-Fr. | 6-5 | 300 | Broad Run/Myron Curtis | Ashburn, Va. |
| 82 | Black, Ethan | WR | R-Fr. | 5-9 | 177 | Conemaugh Township/Tony Penna | Davidsville, Pa. |
| 39 | Blanding, Ty | DT | R-Fr. | 6-1 | 292 | Christ the King/Jason Brown | Bronx, N.Y. |
| 67 | Boehme, Henry | OL | R-Fr. | 6-5 | 282 | Mountain Brook/Chris Yeager | Birmingham, Ala. |
| 64 | Boyer, Eagan | OL | Fr. | 6-8 | 280 | Hough/DeShawn Baker | Cornelius, N.C. |
| 73 | Brewer, Caleb | OL | Fr. | 6-4 | 288 | Wyomissing/Bob Wolfram | Reading, Pa. |
| 19 | Brown, Josiah | WR | Fr. | 5-11 | 176 | Malverne/Kito Lockwood | Malverne, N.Y. |
| 76 | Carlan, Mason | OL | Sr. | 6-2 | 298 | North Little Rock/Jamie Mitchell/Air Force | North Little Rock, Ark. |
| 11 | Carter, Abdul ** | DE | Jr. | 6-3 | 252 | La Salle College High School/John Steinmetz | Philadelphia, Pa. |
| 49 | Chizmar, Ben | LB | R-Jr. | 6-0 | 228 | Mars Area/Scott Heinauer | Gibsonia, Pa. |
| 2 | Clifford, Liam ** | WR | R-Jr. | 6-1 | 208 | St. Xavier/Steve Specht | Maineville, Ohio |
| 29 | Collins, Audavion | CB | R-So. | 5-11 | 180 | Newton/Camiel Grant/Mississippi State | Covington, Ga. |
| 94 | Cook, De'Andre | DT | Fr. | 6-4 | 282 | Friendship Collegiate Academy/Michael Hunter | Washington, D.C. |
| 50 | Cousins, Cooper | OL | Fr. | 6-6 | 316 | McDowell/Brad Orlando | Erie, Pa. |
| 88 | Cross, Jerry | TE | R-So. | 6-5 | 267 | Rufus King/Thomas Wozniak | Milwaukee, Wis. |
| 31 | Cunningham, Logan | WR | R-So. | 5-8 | 189 | Belle Vernon/Matt Humbert/Marietta College | Belle Vernon, Pa. |
| 97 | Cunningham, T.A. | DT | Fr. | 6-5 | 285 | Grayson/Jim Rowell | Atlanta, Ga. |
| 30 | Davis, Amiel | RB | R-Jr. | 6-0 | 214 | Eastern Regional/John Doherty/Marist College | Voorhees, N.J. |
| 53 | Dawkins, Nick ** | OL | R-Sr. | 6-4 | 298 | Parkland/Tim Moncman | Allentown, Pa. |
| 37 | Dee, Beckham | LB | Fr. | 6-1 | 229 | Mount Lebanon/Mike Collodi | Pittsburgh, Pa. |
| 0 | DeLuca, Dominic ** | LB | R-Jr. | 6-1 | 230 | Wyoming Area/Randy Spencer | West Pittston, Pa. |
| 4 | Denmark, Tyseer | WR | Fr. | 5-10 | 187 | Imhotep Charter/Devon Johnson | Philadelphia, Pa. |
| 33 | Dennis-Sutton, Dani ** | DE | Jr. | 6-5 | 266 | McDonogh School (Md.)/Hakeem Sule | Millsboro, Del. |
| 75 | Detisch, Matt | OL | R-So. | 6-6 | 280 | Mars Area/Scott Heinauer | Mars, Pa. |
| 16 | Dinkins, Khalil * | TE | R-Jr. | 6-4 | 252 | North Allegheny/Art Walker | Wexford, Pa. |
| 31 | Dinkins, Kolin * | S | R-So. | 6-2 | 203 | North Allegheny/Art Walker | Wexford, Pa. |
| 68 | Donkoh, Anthony * | OL | R-Fr. | 6-5 | 330 | Lightridge/Bobby Eavenson | Aldie, Va. |
| 92 | Dufault, Andrew | LS | Fr. | 6-1 | 238 | Xaverian Brothers/Al Fornaro | Westwood, Mass. |
| 28 | Durant, Zane ** | DT | Jr. | 6-1 | 288 | Lake Nona/Anthony Paradiso | Lake Nona, Fla. |
| 48 | Duzansky, Tyler * | LS | R-Jr. | 6-4 | 216 | St. Francis Prep/Bob McMillen | Glen Ellyn, Ill. |
| 43 | Elsdon, Tyler *** | LB | Sr. | 6-2 | 230 | North Schuylkill/Wally Hall | Frackville, Pa. |
| 86 | Enterline, Aaron | WR | Fr. | 6-2 | 185 | Manheim Central/Dave Hahn | Manheim, Pa. |
| 86 | Estrella, Jason | WR | R-Jr. | 6-2 | 193 | Liberty/John Truby | Bethlehem, Pa. |
| 5 | Evans, Omari ** | WR | Jr. | 6-0 | 188 | Shoemaker/Toby Foreman | Killeen, Texas |
| 36 | Fisher, Zuriah ** | DE | R-Sr. | 6-3 | 258 | Aliquippa/ Mike Warfield | Aliquippa, Pa. |
| 65 | Fitzgerald, Jim | OL | R-So. | 6-7 | 317 | Archbishop Spalding/Kyle Schmitt | Severna Park, Md. |
| 3 | Fleming, Julian | WR | Sr. | 6-2 | 208 | Southern Columba/Jim Roth/Ohio State | Catawissa, Pa. |
| 80 | Flowers, Mehki | WR | R-So. | 6-0 | 194 | Central Dauphin East/Lance Dean | Harrisburg, Pa. |
| 50 | Ford Jr., Alonzo | DT | R-Sr. | 6-2 | 319 | Varina/Marcus Lewis/Old Dominion | Richmond, Va. |
| 89 | Furmanek, Finn | TE | R-Fr. | 6-3 | 242 | State College Area/Matt Lintal | State College, Pa. |
| 54 | Gilliam, Xavier | DT | Fr. | 6-2 | 302 | Quince Orchard/John Kelley | Montgomery Village, Md. |
| 84 | Gonzalez, Peter | WR | Fr. | 6-2 | 206 | Pittsburgh Central Catholic/Ryan Lehmeier | Mars, Pa. |
| 18 | Granville, Max | DE | Fr. | 6-3 | 229 | Fort Bend Christian Academy/Jordan Black | Sugar Land, Texas |
| 39 | Green, Jashaun | S | R-So. | 6-1 | 186 | State College Area/Matt Lintal | State College, Pa. |
| 96 | Groh, Mitchell | P | R-Jr. | 6-1 | 195 | Dallastown Area/Ron Miller | Dallastown, Pa. |
| 17 | Grunkemeyer, Ethan | QB | Fr. | 6-2 | 203 | Olentangy/Wade Bartholomew | Lewis Center, Ohio |
| 57 | Harbour, Donnie | OL | Fr. | 6-3 | 323 | Catholic Memorial/Bill Young | Milwaukee, Wis. |
| 4 | Harris, A.J. | CB | So. | 6-1 | 193 | Central/Patrick Nix/Georgia | Phenix City, Ala. |
| 44 | Harvey, Jaylen | DE | Fr. | 6-2 | 250 | Quince Orchard/John Kelley | Gaithersburg, Md. |
| 54 | Harvie, Ian | OL | R-So. | 6-2 | 273 | Spring-Ford/Chad Brubaker | Royersford, Pa. |
| 34 | Holzworth, Tyler | RB | R-Jr. | 6-0 | 219 | Delaware Valley Regional/Keith Olsommer/Delaware Valley | Milford, N.J. |
| 61 | Horan, Liam | OL | Fr. | 6-2 | 288 | Malvern Prep/Dave Gueriera | Malvern, Pa. |
| 71 | Ioane, Olaivavega * | OL | R-So. | 6-4 | 348 | Graham-Kapowsin/Eric Kurl | Graham, Wash. |
| 12 | Ivey, Anthony | WR | R-So. | 5-11 | 187 | Manheim Township/Mark Evans | Lancaster, Pa. |
| 99 | Izzard, Coziah *** | DT | Sr. | 6-3 | 305 | DeMatha Catholic/Bill McGregor | Columbia, Md. |
| 30 | Jackson, Kari | LB | Fr. | 6-1 | 238 | West Bloomfield/Zach Hilbers | West Bloomfield, Mich. |
| 8 | Johnson, Tyler | WR | R-So. | 6-0 | 188 | Magna Vista/Joe Favero | Martinsville, Va. |
| 91 | J-Thomas, Dvon *** | DT | R-Sr.+ | 6-1 | 305 | McDonogh School/Hakeem Sule | Burtonsville, Md. |
| 28 | Kiesewetter, Karson | S | R-Fr. | 5-10 | 198 | Bishop Guilfoyle/Justin Wheeler | Altoona, Pa. |

ALPHABETICAL ROSTER (KIM-Y)

| NO. | NAME | POS. | EL. | HT. | WT. | HIGH SCHOOL/COACH | HOMETOWN |
|-----|--------------------------|------|--------|------|-----|---|---------------------------|
| 3 | Kimber, Jalen | CB | R-Sr. | 6-0 | 184 | Mansfield Timberview/James Brown/Florida/Georgia | Merrillville, Ind. |
| 41 | King, Kobe ** | LB | R-Jr. | 6-1 | 248 | Cass Tech/Thomas Wilcher | Detroit, Mich. |
| 19 | Lambert, Jack | QB | R-Fr. | 6-3 | 208 | Topsail/Jack Teachey | Hampstead, N.C. |
| 10 | Lane, Dejuan | S | Fr. | 6-2 | 211 | Gilman School/Scott Van Zile | Jessup, Md. |
| 25 | Martin Jr., Quinton | RB | Fr. | 6-1 | 205 | Belle Vernon/Matt Humbert | Belle Vernon, Pa. |
| 95 | Mayer, Jordan | DE | R-Fr. | 6-4 | 242 | Thomas Jefferson/Kevin Culjat/Wisconsin | Jefferson Hills, Pa. |
| 93 | Mears, Bobby | DE | R-Fr. | 6-4 | 250 | Malvern Prep/Dave Gueriera | West Chester, Pa. |
| 91 | Meyer, Chase | K | Jr. | 5-10 | 181 | Mater Dei/Bruce Rollinson/Tulsa/Penn | Los Angeles, Calif. |
| 5 | Miller, Cam ** | CB | Jr. | 6-0 | 184 | Trinity Christian Academy/Verlon Dorminey | Fernandina Beach, Fla. |
| 14 | Mills, Tyrece | S | R-Sr. | 6-1 | 203 | Northeast/Troy Gore/Lackawanna College | Philadelphia, Pa. |
| 12 | Mitchell, Jon | CB | Fr. | 5-11 | 195 | Mandarin/Toby Bullock | Jacksonville, Fla. |
| 56 | Mupoyi, Joseph | DT | R-Fr. | 6-5 | 261 | St. Thomas More (Conn.)/Ernest Anderson | Kinshasa, DR of the Congo |
| 81 | Nastasi, Donte | WR | R-Fr. | 5-10 | 160 | State College Area/Matt Lintal | State College, Pa. |
| 8 | Nelson, DaKaari | LB | R-Fr. | 6-3 | 222 | Selma/Willie Gandy | Livingston, Ala. |
| 56 | Nelson, JB ** | OL | R-Sr. | 6-5 | 326 | Mount Lebanon/Bob Palko/Lackawanna College | Pittsburgh, Pa. |
| 99 | Nwosu, Gabriel * | P | R-Jr. | 6-6 | 285 | The Bullis School/Patrick Cilento | Derwood, Md. |
| 36 | Oluleye, Feyisayo | CB | R-Sr. | 6-1 | 204 | Bishop McDevitt/Jeff Weachter/Robert Morris | Lancaster, Pa. |
| 55 | Onoh, Chimdy | OL | R-Fr. | 6-5 | 320 | Dundalk/Thomas Abel | Baltimore, Md. |
| 47 | Patton, Will | ATH | R-So. | 6-4 | 233 | Shenango/James Graham | New Castle, Pa. |
| 27 | Payne Jr., Lamont | S | R-Fr. | 6-0 | 192 | Chartiers Valley/Aaron Fitzpatrick | Carnegie, Pa. |
| 79 | Penn, Addison | OL | R-Sr. | 6-2 | 290 | Carroll/Riley Dodge/Duke | Southlake, Texas |
| 9 | Pribula, Beau * | QB | R-So. | 6-2 | 206 | Central York/Gerry Yonchiuk | York, Pa. |
| 47 | Probst, Aidan | DE | Fr. | 6-2 | 230 | McDowell/Brad Orlando | Erie, Pa. |
| 45 | Pryts, Jackson | LB | R-So. | 6-3 | 220 | Hickory/William Dungee | Hermitage, Pa. |
| 87 | Rappleyea, Andrew | TE | R-Fr. | 6-4 | 250 | Milton Academy (Mass.)/Kevin MacDonald | Millbrook, N.Y. |
| 1 | Reed, Jaylen *** | S | Sr. | 6-0 | 212 | Martin Luther King Jr./Tyrone Spencer | Detroit, Mich. |
| 85 | Reynolds, Luke | TE | Fr. | 6-4 | 248 | Cheshire Academy (Conn.)/Bill Mella | Westford, Mass. |
| 42 | Robinson, Mason | DE | R-Fr. | 6-3 | 252 | McDonogh School/Hakeem Sule | Randallstown, Md. |
| 24 | Robinson, Ta'Mere | LB | R-Fr. | 6-3 | 223 | Brashear/Andrew Moore | Pittsburgh, Pa. |
| 13 | Rojas, Tony * | LB | So. | 6-2 | 236 | Fairfax/Trey Taylor | Fairfax, Va. |
| 72 | Rucci, Nolan | OL | R-Jr. | 6-8 | 308 | Warwick/Bob Locker/Wisconsin | Lititz, Pa. |
| 52 | Rulli, Dominic * | OL | R-So. | 6-3 | 295 | The Taft School (Conn.)/Tyler Whitley | Burlington, Ky. |
| 93 | Sahaydak, Sander | K | R-Jr. | 6-0 | 185 | Liberty/John Truby | Bethlehem, Pa. |
| 7 | Saunders, Kaden * | WR | R-So. | 5-10 | 182 | Westerville South/Matthew Christ | Columbus, Ohio |
| 18 | Schlaffer, Joey | TE | R-Fr. | 6-5 | 240 | Exeter Township/Matt Bauer | Reading, Pa. |
| 70 | Sexton, Garrett | OL | Fr. | 6-6 | 290 | Arrowhead Union/Matt Harris | Hartland, Wis. |
| 66 | Shelton, Drew ** | OL | Jr. | 6-5 | 307 | Downingtown West/Mike Milano | Downingtown, Pa. |
| 88 | Siafa, Sam | DT | R-So. | 6-4 | 292 | Downingtown West/Mike Milano | Downingtown, Pa. |
| 10 | Singleton, Nicholas ** | RB | Jr. | 6-0 | 226 | Governor Mifflin/Jeff Lang | Shillington, Pa. |
| 24 | Smith, Corey | RB | Fr. | 5-10 | 189 | Catholic Memorial/Bill Young | Milwaukee, Wis. |
| 14 | Smolik, Jaxon | QB | R-Fr. | 6-1 | 201 | Dowling Catholic/Tom Wilson | Van Meter, Iowa |
| 35 | Sokach-Minnick, Blaise | LS | R-So. | 6-3 | 220 | Wyoming Area/Randy Spencer | West Pittston, Pa. |
| 40 | Specer, Anthony | LB | Fr. | 6-1 | 226 | Pittsburgh Central Catholic/Ryan Lehmeier | Bridgetown, Pa. |
| 83 | Spencer, Jake | WR | R-Sr. | 5-10 | 220 | Haverford School/Michael Murphy/Colgate | Gladwyne, Pa. |
| 95 | Thompson, Riley * | P | Jr. | 6-1 | 224 | Haileybury/-/Deakin/Florida Atlantic | Melbourne, Australia |
| 21 | Toure, Vaboue | S | Fr. | 6-1 | 212 | Irvington/Smoke Pierre | Pleasantville, N.J. |
| 7 | Tracy, Zion * | CB | So. | 5-11 | 181 | St. Thomas More (Conn.)/Ernest Anderson | Hempstead, N.Y. |
| 15 | Vanover, Amin ** | DE | Sr. | 6-4 | 258 | St. Joseph's/Augie Hoffman | Newark, N.J. |
| 92 | Vilbert, Smith * | DE | R-Sr.+ | 6-6 | 282 | St. Joseph's Regional (N.J.)/Augie Hoffman | Monsey, N.Y. |
| 26 | Wallace, Cam | RB | R-Fr. | 5-9 | 200 | Montgomery County/Don Vandygriff | Mount Vernon, Ga. |
| 6 | Wallace III, Harrison ** | WR | R-Jr. | 6-1 | 198 | Pike Road/Patrick Browning | Montgomery, Ala. |
| 44 | Warren, Tyler *** | TE | Sr. | 6-6 | 261 | Atlee/Matt Gray | Mechanicsville, Va. |
| 16 | Washington II, Elliot * | CB | So. | 5-11 | 194 | Venice/John Peacock | Venice, Fla. |
| 6 | Wheatley, Zakee ** | S | R-Jr. | 6-2 | 200 | Archbishop Spalding/Kyle Schmitt | Crofton, Md. |
| 74 | Williams, J'ven | OL | R-Fr. | 6-5 | 310 | Wyomissing/Bob Wolfrum | Reading, Pa. |
| 20 | Williams, Mylachi | DE | Fr. | 6-3 | 243 | Monsignor Bonner & Archbishop Prendergast Catholic/Jack Muldoon | Philadelphia, Pa. |
| 40 | Williams, Patrick | S | R-So. | 6-0 | 197 | Eagle Academy 2/Kyron Jones | Brooklyn, N.Y. |
| 2 | Winston Jr., Kevin ** | S | Jr. | 6-2 | 208 | DeMatha Catholic/Bill McGregor | Columbia, Md. |
| 77 | Wormley, Sal ** | OL | R-Sr.+ | 6-3 | 327 | Smyrna (Del.)/Mike Judy | Newark, N.J. |
| 17 | Woseley Jr., Kenny | CB | Fr. | 5-10 | 176 | Imhotep Charter/Devon Johnson | Philadelphia, Pa. |
| 32 | Wylie, Keon * | LB | R-So. | 6-2 | 225 | Imhotep Charter/Devon Johnson | Philadelphia, Pa. |
| 38 | Yates, Winston | LB | R-Fr. | 6-2 | 226 | Paul VI/Steve Scuderi | Moorestown, N.J. |

* - Letters won

As of September 22, 2024

Note: As a result of eligibility not counting for the 2020 season, extra years of eligibility are marked on the back end of student-athletes' career (a "+" symbol will be added on the end of "Sr." to indicate the extra year of eligibility being used).

RECORD WATCH

RUSHING

| CAREER RUSHING YARDAGE | | | |
|------------------------|-------|--------------------|-------------|
| 1. | 3,932 | Evan Royster | 2007-10 |
| 2. | 3,843 | Saquon Barkley | 2015-17 |
| 3. | 3,398 | Curt Warner | 1979-82 |
| 4. | 3,320 | Tony Hunt | 2003-06 |
| 5. | 3,301 | Blair Thomas | 1985-87, 89 |
| 6. | 3,256 | Curtis Enis | 1995-97 |
| 7. | 3,227 | D.J. Dozier | 1983-86 |
| 8. | 2,953 | Larry Johnson | 1999-02 |
| 9. | 2,934 | Lydell Mitchell | 1969-71 |
| 10. | 2,829 | Ki-Jana Carter | 1992-94 |
| 11. | 2,818 | Matt Suhey | 1976-79 |
| 12. | 2,639 | John Cappelletti | 1972-73 |
| 13. | 2,518 | Eric McCoo | 1998-01 |
| 14. | 2,380 | Lenny Moore | 1953-55 |
| 15. | 2,236 | Charlie Pittman | 1967-69 |
| 16. | 2,221 | Nicholas Singleton | 2022-pres. |
| 17. | 2,108 | Zach Zwinak | 2011-14 |
| 18. | 2,072 | Booker Moore | 1977-80 |
| 19. | 2,058 | Kaytron Allen | 2022-pres. |
| 20. | 2,042 | Jon Williams | 1980-83 |
| 21. | 2,002 | Franco Harris | 1969-71 |

| SEASON RUSHING YARDAGE | | | |
|------------------------|-------|--------------------|------|
| 1. | 2,087 | Larry Johnson | 2002 |
| 2. | 1,567 | Lydell Mitchell | 1971 |
| 3. | 1,539 | Ki-Jana Carter | 1994 |
| 4. | 1,522 | John Cappelletti | 1973 |
| 5. | 1,496 | Saquon Barkley | 2016 |
| 6. | 1,414 | Blair Thomas | 1987 |
| 7. | 1,386 | Tony Hunt | 2006 |
| 8. | 1,363 | Curtis Enis | 1997 |
| 9. | 1,341 | Blair Thomas | 1989 |
| 10. | 1,329 | Rodney Kinlaw | 2007 |
| 11. | 1,274 | Miles Sanders | 2018 |
| 12. | 1,271 | Saquon Barkley | 2017 |
| 13. | 1,241 | Silas Redd | 2011 |
| 14. | 1,236 | Evan Royster | 2008 |
| 15. | 1,210 | Curtis Enis | 1996 |
| 16. | 1,169 | Evan Royster | 2009 |
| 17. | 1,117 | John Cappelletti | 1972 |
| 18. | 1,082 | Lenny Moore | 1954 |
| 19. | 1,076 | Saquon Barkley | 2015 |
| 20. | 1,061 | Nicholas Singleton | 2022 |

| GAME RUSHING YARDAGE | | | |
|----------------------|-----|-----------------------------------|------|
| 1. | 327 | Larry Johnson at Indiana | 2002 |
| 2. | 279 | Larry Johnson vs. Illinois | 2002 |
| 3. | 279 | Larry Johnson vs. Michigan State | 2002 |
| 4. | 257 | Larry Johnson vs. Northwestern | 2002 |
| 5. | 256 | Curt Warner at Syracuse | 1981 |
| 6. | 250 | Shorty Miller vs. Carnegie Tech | 1913 |
| 7. | 243 | Bob Pollard at Rutgers | 1951 |
| 8. | 241 | Curtis Enis vs. USC | 1996 |
| 9. | 239 | Bob Campbell vs. Syracuse | 1968 |
| 10. | 238 | Curt Warner at Nebraska | 1981 |
| 11. | 227 | Ki-Jana Carter vs. Michigan State | 1994 |
| 12. | 225 | Matt Suhey vs. Army | 1979 |
| 13. | 220 | John Cappelletti vs. NC State | 1973 |
| 14. | 214 | Blair Thomas vs. Notre Dame | 1987 |
| 15. | 211 | Lydell Mitchell at Iowa | 1971 |
| | 211 | Curtis Enis vs. Ohio State | 1997 |
| | 211 | Eric McCoo vs. Ohio State | 1999 |
| | 211 | Saquon Barkley at Iowa | 2017 |
| 19. | 210 | Ki-Jana Carter at Minnesota | 1994 |
| 20. | 209 | Lydell Mitchell vs. Maryland | 1971 |
| 21. | 208 | Shelly Hammonds at Boston College | 1990 |
| 22. | 207 | Saquon Barkley at Purdue | 2016 |
| 23. | 206 | Eric McCoo vs. Michigan State | 1998 |
| 24. | 204 | John Cappelletti vs. Ohio | 1973 |
| 25. | 202 | John Cappelletti at Maryland | 1973 |
| | 202 | Saquon Barkley vs. Maryland | 2016 |
| | 202 | Journey Brown vs. Memphis | 2019 |
| 28. | 201 | Bill Belton vs. Illinois | 2013 |
| 29. | 200 | Miles Sanders at Illinois | 2018 |

| LONGEST RUNS | | | |
|-------------------|-----|-------------------------------|------|
| 1. | 92* | Blair Thomas vs. Syracuse | 1986 |
| | 92 | Bill Belton at Indiana | 2014 |
| | 92 | Saquon Barkley vs. Washington | 2017 |
| 4. | 90 | Bill Suter at Navy | 1894 |
| 5. | 87 | Bob Campbell vs. Syracuse | 1968 |
| | 87 | Nicholas Singleton vs. Utah | 2022 |
| 7. | 86 | Bob Riggle at West Virginia | 1964 |
| | 85 | Journey Brown vs. Pitt | 2019 |
| 9. | 84 | Chafie Fields vs. Texas | 1996 |
| | 84 | Larry Johnson vs. Illinois | 2002 |
| *non-scoring play | | | |

| CAREER RUSHING TOUCHDOWNS | | | |
|---------------------------|----|--------------------|-------------|
| 1. | 43 | Saquon Barkley | 2015-17 |
| 2. | 38 | Lydell Mitchell | 1969-71 |
| 3. | 36 | Curtis Enis | 1995-97 |
| 4. | 34 | Ki-Jana Carter | 1992-94 |
| 5. | 30 | Charlie Pittman | 1967-69 |
| | 30 | Trace McSorley | 2015-18 |
| 7. | 29 | John Cappelletti | 1972-73 |
| | 29 | Richie Anderson | 1989-92 |
| | 29 | Evan Royster | 2007-10 |
| 10. | 26 | Matt Suhey | 1976-79 |
| | 26 | Larry Johnson | 1999-02 |
| 12. | 25 | D.J. Dozier | 1983-86 |
| | 25 | Tony Hunt | 2003-06 |
| 14. | 24 | Franco Harris | 1969-71 |
| | 24 | Curt Warner | 1979-82 |
| 16. | 23 | Lenny Moore | 1953-55 |
| | 23 | Nicholas Singleton | 2022-pres. |
| 18. | 22 | Daryll Clark | 2005-09 |
| 19. | 21 | Blair Thomas | 1985-87, 89 |
| | 21 | Zach Zwinak | 2011-14 |
| -- | 17 | Kaytron Allen | 2022-pres. |

| SEASON RUSHING TOUCHDOWNS | | | |
|---------------------------|----|--------------------|------|
| 1. | 26 | Lydell Mitchell | 1971 |
| 2. | 23 | Ki-Jana Carter | 1994 |
| 3. | 20 | Larry Johnson | 2002 |
| 4. | 19 | Curtis Enis | 1997 |
| 5. | 18 | Richie Anderson | 1992 |
| | 18 | Saquon Barkley | 2016 |
| | 18 | Saquon Barkley | 2017 |
| 8. | 17 | John Cappelletti | 1973 |
| 9. | 14 | Charlie Pittman | 1968 |
| 10. | 13 | Bill McCleary | 1907 |
| | 13 | Harry Robb | 1917 |
| | 13 | Curtis Enis | 1996 |
| 13. | 12 | John Cappelletti | 1972 |
| | 12 | Evan Royster | 2008 |
| | 12 | Zach Zwinak | 2013 |
| | 12 | Trace McSorley | 2018 |
| | 12 | Journey Brown | 2019 |
| | 12 | Nicholas Singleton | 2022 |
| -- | 3 | Nicholas Singleton | 2024 |

| SEASON RUSHING AVERAGE (Min. 100 attempts) | | | |
|---|------|--------------------|------|
| 1. | 8.40 | Blair Thomas | 1986 |
| 2. | 7.96 | Lenny Moore | 1954 |
| 3. | 7.77 | Ki-Jana Carter | 1994 |
| 4. | 7.70 | Larry Johnson | 2002 |
| 5. | 6.90 | Journey Brown | 2019 |
| 6. | 6.62 | Ki-Jana Carter | 1994 |
| 8. | 6.47 | Eric McCoo | 1998 |
| | 6.47 | Evan Royster | 2008 |
| 9. | 6.32 | Nicholas Singleton | 2022 |
| 10. | 6.17 | Lydell Mitchell | 1971 |

| CAREER 100-YARD RUSHING GAMES | | | |
|-------------------------------|----|--------------------|-------------|
| 1. | 18 | Curt Warner | 1979-82 |
| 2. | 17 | Blair Thomas | 1985-87, 89 |
| | 17 | Ki-Jana Carter | 1992-94 |
| | 17 | Curtis Enis | 1995-97 |
| 5. | 15 | Lydell Mitchell | 1969-71 |
| | 15 | Tony Hunt | 2003-06 |
| | 15 | Evan Royster | 2007-10 |
| | 15 | Saquon Barkley | 2015-17 |
| 9. | 13 | John Cappelletti | 1972-73 |
| 10. | 12 | Lenny Moore | 1953-55 |
| -- | 7 | Nicholas Singleton | 2022-pres. |
| -- | 6 | Kaytron Allen | 2022-pres. |

| SEASON 100-YARD RUSHING GAMES | | | |
|-------------------------------|----|--------------------|------|
| 1. | 10 | K-Jana Carter | 1994 |
| 2. | 9 | Lydell Mitchell | 1971 |
| | 9 | Blair Thomas | 1989 |
| 4. | 8 | John Cappelletti | 1973 |
| | 8 | Curtis Enis | 1997 |
| | 8 | Larry Johnson | 2002 |
| | 8 | Tony Hunt | 2006 |
| 8. | 7 | Lenny Moore | 1954 |
| | 7 | Curt Warner | 1981 |
| | 7 | Blair Thomas | 1987 |
| | 7 | Ki-Jana Carter | 1993 |
| -- | 2 | Nicholas Singleton | 2024 |
| -- | 2 | Kaytron Allen | 2024 |

| GAME RUSHING YARDS BY A QUARTERBACK | | | |
|--|-----|------------------------|---------------------|
| 1. | 250 | Eugene "Shorty" Miller | Carnegie Tech, 1913 |
| 2. | 175 | Trace McSorley | Ohio State, 2018 |
| 3. | 156 | Chuck Peters | Syracuse, 1938 |
| 4. | 138 | Zack Mills | Ohio State, 2001 |
| 5. | 125 | Michael Robinson | Wisconsin, 2005 |
| 6. | 122 | Steve Rollins | Syracuse, 1938 |
| 7. | 119 | Sean Clifford | Indiana, 2020 |
| 8. | 113 | Tony Sacca | Pittsburgh, 1990 |
| | 113 | Tommy Stevens | Maryland, 2017 |
| 10. | 112 | Michael Robinson | Minnesota, 2005 |

| CAREER RUSHING YARDS BY A QUARTERBACK | | | |
|--|-------|------------------|------------|
| 1. | 1,697 | Trace McSorley | 2015-18 |
| 2. | 1,637 | Michael Robinson | 2002-05 |
| 3. | 1,073 | Sean Clifford | 2018-22 |
| 4. | 670 | Rashard Casey | 1997-00 |
| 5. | 667 | John Hufnagel | 1970-72 |
| 6. | 625 | Richie Lucas | 1957-59 |
| 7. | 619 | Daryll Clark | 2006-09 |
| 8. | 584 | Zack Mills | 2001-04 |
| 9. | 506 | Tommy Stevens | 2016-18 |
| 10. | 473 | Will Lewis | 2019-20 |
| 11. | 428 | Beau Pribula | 2023-pres. |
| 12. | 350 | Drew Allar | 2022-pres. |

| SEASON RUSHING YARDS BY A QUARTERBACK | | | |
|--|-----|------------------|------|
| 1. | 806 | Michael Robinson | 2005 |
| 2. | 798 | Trace McSorley | 2018 |
| 3. | 491 | Trace McSorley | 2017 |
| 4. | 402 | Sean Clifford | 2019 |
| 5. | 396 | Michael Robinson | 2003 |
| 6. | 365 | Trace McSorley | 2016 |
| 7. | 346 | John Hufnagel | 1971 |
| 8. | 335 | Sean Clifford | 2020 |
| 9. | 329 | Beau Pribula | 2023 |
| 10. | 325 | Richie Lucas | 1959 |
| 11. | 315 | Rashard Casey | 2000 |
| 12. | 290 | Rashard Casey | 1999 |
| 13. | 284 | Dick Hoak | 1960 |
| 14. | 282 | Daryll Clark | 2008 |
| 15. | 263 | Michael Robinson | 2002 |
| 16. | 260 | Will Lewis | 2020 |
| 17. | 255 | Pete Liske | 1962 |
| 18. | 234 | Richie Lucas | 1958 |
| 19. | 213 | Will Lewis | 2019 |
| 20. | 211 | Daryll Clark | 2009 |

| SEASON RUSHING TOUCHDOWNS BY A QUARTERBACK | | | |
|---|----|------------------|------|
| 1. | 12 | Trace McSorley | 2018 |
| 2. | 11 | Michael Robinson | 2005 |
| | 11 | Trace McSorley | 2017 |
| 4. | 10 | Daryll Clark | 2008 |
| 5. | 7 | Daryll Clark | 2009 |
| | 7 | Trace McSorley | 2016 |
| 7. | 6 | Richie Lucas | 1958 |
| | 6 | John Hufnagel | 1959 |
| | 6 | John Hufnagel | 1972 |
| | 6 | Michael Robinson | 2002 |
| | 6 | Beau Pribula | 2023 |
| -- | 2 | Drew Allar | 2024 |
| -- | 1 | Beau Pribula | 2024 |

PASSING

| CAREER PASSING YARDAGE | | | |
|------------------------|--------|----------------------|-------------|
| 1. | 10,661 | Sean Clifford | 2018-22 |
| 2. | 9,899 | Trace McSorley | 2015-18 |
| 3. | 8,457 | Christian Hackenberg | 2013-15 |
| 4. | 7,212 | Zack Mills | 2001-04 |
| 5. | 6,390 | Matt McGloin | 2009-12 |
| 6. | 5,869 | Tony Sacca | 1988-91 |
| 7. | 5,742 | Daryll Clark | 2006-09 |
| 8. | 5,382 | Chuck Fusina | 1975-78 |
| 9. | 5,304 | Kerry Collins | 1991-94 |
| 10. | 5,275 | Anthony Morelli | 2004-07 |
| 11. | 4,812 | Todd Blackledge | 1980-82 |
| 12. | 4,419 | Wally Richardson | 1992, 94-96 |
| 13. | 3,839 | Drew Allar | 2022-pres. |
| 14. | 3,710 | Kevin Thompson | 1996-99 |
| 15. | 3,545 | John Hufnagel | 1970-72 |

| SEASON PASSING YARDAGE | | | |
|------------------------|-------|----------------------|------|
| 1. | 3,614 | Trace McSorley | 2016 |
| 2. | 3,570 | Trace McSorley | 2017 |
| 3. | 3,271 | Matt McGloin | 2012 |
| 4. | 3,107 | Sean Clifford | 2021 |
| 5. | 3,003 | Daryll Clark | 2009 |
| 6. | 2,977 | Christian Hackenberg | 2014 |
| 7. | 2,955 | Christian Hackenberg | 2013 |
| 8. | 2,679 | Kerry Collins | 1994 |
| 9. | 2,654 | Sean Clifford | 2019 |
| 10. | 2,651 | Anthony Morelli | 2007 |

| GAME PASSING YARDAGE | | | |
|----------------------|-----|--------------------------------------|------|
| 1. | 454 | Christian Hackenberg vs. UCF | 2014 |
| 2. | 401 | Sean Clifford vs. Villanova | 2021 |
| 3. | 399 | Zack Mills vs. Iowa | 2002 |
| 4. | 398 | Sean Clifford at Maryland | 2019 |
| 5. | 395 | Matt McGloin vs. Indiana | 2012 |
| 6. | 384 | Trace McSorley vs. Wisconsin | 2016 |
| 7. | 381 | Trace McSorley at Michigan St. | 2017 |
| 8. | 379 | Michael Robinson vs. Wisconsin | 2003 |
| 9. | 376 | Trace McSorley vs. Michigan St. | 2016 |
| 10. | 371 | C. Hackenberg vs. Boston Coll. | 2014 |
| | 371 | Sean Clifford vs. Ohio State | 2022 |
| 12. | 366 | Mike McQueary vs. Pittsburgh | 1997 |
| 13. | 363 | Sean Clifford at Maryland | 2021 |
| 14. | 361 | Sean Clifford at Ohio State | 2021 |
| 15. | 358 | Todd Blackledge at Miami (Fla.) | 1981 |
| 16. | 353 | Daryll Clark vs. Akron | 2009 |
| 17. | 352 | Kerry Collins at Michigan State | 1993 |
| 18. | 342 | Trace McSorley vs. Washington | 2017 |
| 19. | 341 | Daryll Clark vs. Michigan State | 2008 |
| 20. | 340 | Christian Hackenberg at Indiana 2013 | |
| | 340 | Sean Clifford at Minnesota | 2019 |
| | 340 | Sean Clifford at Maryland | 2020 |

| LONGEST PASS PLAYS | | | |
|--------------------|-----|--|-------------------------|
| 1. | 95 | Sean Clifford to Daniel George | vs. Kent St., 2018 |
| 2. | 93 | Trace McSorley to KJ Hamler | vs. Ohio State, 2018 |
| 3. | 92 | Bill Hesse to Bob Higgins | at Pittsburgh, 1919 |
| 4. | 88 | Sean Clifford to KeAndre Lambert-Smith | vs. Utah, 2022 |
| 5. | 86 | Steve Joachim to Jim Scott | at Navy, 1971 |
| | 86 | Sean Clifford to Jahan Dotson | at Maryland, 2021 |
| 7. | 85 | Trace McSorley to Saquon Barkley | vs. Georgia State, 2017 |
| 8. | 83 | Sean Clifford to KeAndre Lambert-Smith | vs. Villanova, 2021 |
| 9. | 82 | Matt Knizner at Eric Hamilton | vs. Pittsburgh, 1986 |
| | 82 | Kerry Collins to Freddie Scott | vs. Rutgers, 1994 |
| 11. | 80 | Tom Sherman to Paul Johnson | at Maryland, 1967 |
| | 80 | Doug Strang to Dean DiMidio | vs. Alabama, 1983 |
| | 80 | Pat Devlin to Stephfon Green | vs. Michigan, 2008 |
| | 80 | Rob Bolden to Derek Moyer | vs. Illinois, 2010 |
| | 80 | Trace McSorley to Irvin Charles | vs. Minnesota, 2016 |
| 16. | 79 | Lance Longeran to John Greene | vs. Maryland, 1988 |
| | 79 | Kevin Thompson to Chafie Fields | at Miami (Fla.), 1999 |
| | 79 | Daryll Clark to Chaz Powell | vs. Iowa, 2009 |
| | 79 | Christian Hackenberg to Geno Lewis | vs. UCF, 2014 |
| 20. | 78 | Kevin Thompson to Chafie Fields | at Purdue, 1999 |
| 21. | 76 | Chuck Burkhardt to Tom Cherry | at UCLA, 1968 |
| | 76 | John Hufnagel to Jimmy Scott | at Boston Coll., 1972 |
| | 76 | Tom Shuman to Chuck Herd | vs. West Virginia, 1973 |
| 24. | 75* | John Andrews to Dick Barvinchak | at Iowa, 1975 |
| | 75 | Tom Bill to David Daniels | vs. Temple, 1989 |
| | 75 | Sean Clifford to Jahan Dotson | vs. Illinois, 2020 |
| 75 | | Drew Allar to Tyler Warren | vs. Ole Miss, 2023 |
| *non-scoring play | | | |

RECORD WATCH

| GAME TD PASSES | | |
|----------------|---|------------------------------------|
| 1. | 5 | Tony Sacca vs. Georgia Tech 1991 |
| 5 | | Rashard Casey vs. La. Tech 2000 |
| 3. | 4 | 29 times, Last: |
| | | Drew Allar at Maryland 2023 |

| SEASON TOUCHDOWN PASSES | | |
|-------------------------|----|---------------------------|
| 1. | 29 | Trace McSorley 2016 |
| 2. | 28 | Trace McSorley 2017 |
| 3. | 25 | Drew Allar 2023 |
| 4. | 24 | Daryll Clark 2009 |
| | 24 | Matt McGloin 2012 |
| | 24 | Sean Clifford 2022 |
| 7. | 23 | Sean Clifford 2019 |
| 8. | 22 | Todd Blackledge 1982 |
| 9. | 21 | Tony Sacca 1991 |
| | 21 | Kerry Collins 1994 |
| | 21 | Sean Clifford 2021 |
| 12. | 20 | Christian Hackenberg 2013 |
| 13. | 19 | Doug Strang 1983 |
| | 19 | Anthony Morelli 2007 |
| | 19 | Daryll Clark 2008 |
| 16. | 18 | Wally Richardson 1995 |
| | 18 | Trace McSorley 2018 |
| 18. | 17 | Mike McQueary 1997 |
| | 17 | Zack Mills 2002 |
| | 17 | Michael Robinson 2005 |

| CAREER TOUCHDOWN PASSES | | |
|-------------------------|----|------------------------------|
| 1. | 86 | Sean Clifford 2018-22 |
| 2. | 77 | Trace McSorley 2015-18 |
| 3. | 48 | Christian Hackenberg 2013-15 |
| 4. | 46 | Matt McGloin 2009-12 |
| 5. | 43 | Daryll Clark 2006-09 |
| 6. | 41 | Todd Blackledge 1980-82 |
| | 41 | Tony Sacca 1988-91 |
| | 41 | Zack Mills 2001-04 |
| 9. | 39 | Kerry Collins 1991-94 |
| 10. | 37 | Chuck Fusina 1975-78 |
| 37 | | Drew Allar 2022-pres. |

| GAME COMPLETIONS | | |
|------------------|----|--|
| 1. | 35 | Matt McGloin vs. Northwestern 2012 |
| | 35 | Sean Clifford at Ohio State 2022 |
| 3. | 34 | Christian Hackenberg vs. BC 2014 |
| 4. | 33 | Wally Richardson vs. Wisconsin 1995 |
| 5. | 32 | Christian Hackenberg vs. UCF 2014 |
| | 32 | Trace McSorley vs. Washington 2017 |
| | 32 | Sean Clifford vs. Ohio State 2022 |
| 8. | 31 | Christian Hackenberg vs. Ohio State 2014 |
| | 31 | Trace McSorley at Iowa 2017 |
| 10. | 30 | Christian Hackenberg at Indiana 2013 |

| SEASON COMPLETIONS | | |
|--------------------|-----|---------------------------|
| 1. | 284 | Trace McSorley 2017 |
| 2. | 270 | Matt McGloin 2012 |
| | 270 | Christian Hackenberg 2014 |
| 4. | 261 | Sean Clifford 2021 |
| 5. | 234 | Anthony Morelli 2007 |
| 6. | 233 | Drew Allar 2023 |
| 7. | 232 | Daryll Clark 2009 |
| 8. | 231 | Christian Hackenberg 2013 |
| 9. | 226 | Sean Clifford 2022 |
| 10. | 224 | Trace McSorley 2016 |
| 11. | 208 | Anthony Morelli 2006 |
| 12. | 193 | Wally Richardson 1995 |
| 13. | 192 | Daryll Clark 2008 |
| | 192 | Christian Hackenberg 2015 |
| | 192 | Trace McSorley 2018 |

| CAREER COMPLETIONS | | |
|--------------------|-----|------------------------------|
| 1. | 833 | Sean Clifford 2018-22 |
| 2. | 720 | Trace McSorley 2015-18 |
| 3. | 693 | Christian Hackenberg 2013-15 |
| 4. | 606 | Zack Mills 2001-04 |
| 5. | 513 | Matt McGloin 2009-12 |
| 6. | 460 | Anthony Morelli 2004-07 |
| 7. | 444 | Daryll Clark 2006-09 |
| 8. | 401 | Tony Sacca 1988-91 |
| 9. | 378 | Wally Richardson 1992, 94-96 |
| 10. | 371 | Chuck Fusina 1975-78 |
| -- | 324 | Drew Allar 2023-pres. |

| GAME PASSING ATTEMPTS | | |
|-----------------------|----|--|
| 1. | 57 | Sean Clifford vs. Maryland 2020 |
| 2. | 55 | Christian Hackenberg at Indiana 2013 |
| 3. | 54 | Kerry Collins at BYU 1992 |
| 4. | 52 | Sean Clifford at Ohio State 2021 |
| 5. | 51 | Rashard Casey vs. Iowa 2000 |
| | 51 | Matt McGloin vs. Northwestern 2012 |
| 7. | 50 | Christian Hackenberg vs. BC 2014 |
| 8. | 49 | Zack Mills vs. Purdue 2004 |
| | 49 | Christian Hackenberg vs. Ohio State 2014 |
| 10. | 48 | Wally Richardson vs. Wisconsin 1995 |
| | 48 | Matt McGloin vs. Ohio 2012 |
| | 48 | Trace McSorley at Iowa 2017 |

| SEASON PASSING ATTEMPTS | | |
|-------------------------|-----|---------------------------|
| 1. | 484 | Christian Hackenberg 2014 |
| 2. | 446 | Matt McGloin 2012 |
| 3. | 429 | Sean Clifford 2021 |
| 4. | 427 | Trace McSorley 2017 |
| 5. | 402 | Anthony Morelli 2007 |
| 6. | 392 | Christian Hackenberg 2013 |
| 7. | 389 | Drew Allar 2023 |
| 8. | 387 | Trace McSorley 2016 |
| 9. | 386 | Anthony Morelli 2006 |
| 10. | 381 | Daryll Clark 2009 |
| 11. | 361 | Trace McSorley 2018 |
| 12. | 359 | Christian Hackenberg 2015 |
| 13. | 351 | Sean Clifford 2022 |
| 14. | 335 | Wally Richardson 1995 |
| 15. | 333 | Zack Mills 2002 |

| CAREER PASSING ATTEMPTS | | |
|-------------------------|-------|------------------------------|
| 1. | 1,356 | Sean Clifford 2018-22 |
| 2. | 1,235 | Christian Hackenberg 2013-15 |
| 3. | 1,215 | Trace McSorley 2015-18 |
| 4. | 1,082 | Zack Mills 2001-04 |
| 5. | 894 | Matt McGloin 2009-12 |
| 6. | 824 | Tony Sacca 1988-91 |
| 7. | 821 | Anthony Morelli 2004-07 |
| 8. | 738 | Daryll Clark 2006-09 |
| 9. | 692 | Wally Richardson 1992, 94-96 |
| 10. | 664 | Chuck Fusina 1975-78 |
| 11. | 658 | Todd Blackledge 1980-82 |
| 12. | 657 | Kerry Collins 1991-94 |
| 13. | 547 | John Shaffer 1983-86 |
| 14. | 528 | Drew Allar 2022-pres. |
| 15. | 505 | Michael Robinson 2002-05 |

| SEASON COMPLETION PCT. (Min. 100 attempts) | | |
|---|----------------|------------------------|
| 1. | .667 (176-264) | Kerry Collins 1994 |
| 2. | .665 (224-387) | Trace McSorley 2017 |
| 3. | .644 (226-351) | Sean Clifford 2022 |
| 4. | .632 (86-136) | John Hufnagel 1971 |
| 5. | .609 (192-321) | Daryll Clark 2009 |
| 6. | .608 (261-429) | Sean Clifford 2021 |
| 7. | .606 (152-251) | Sean Clifford 2020 |
| 8. | .605 (270-446) | Matt McGloin 2012 |
| 9. | .599 (233-389) | Drew Allar 2023 |
| 10. | .598 (192-321) | Daryll Clark 2008 |
| 11. | .593 (192-361) | Trace McSorley 2018 |
| 12. | .592 (189-319) | Sean Clifford 2019 |
| 13. | .589 (231-392) | C. Hackenberg 2013 |
| 14. | .582 (234-402) | Anthony Morelli 2007 |
| 15. | .580 (112-193) | Rob Bolden 2010 |
| 16. | .579 (224-387) | Trace McSorley 2016 |
| 17. | .579 (169-292) | Tony Sacca 1991 |
| 18. | .578 (155-268) | Zack Mills 2004 |
| 19. | .577 (142-246) | Chuck Fusina 1977 |
| 20. | .576 (193-335) | Wally Richardson 1995 |

| CAREER COMPLETION PCT. (Min. 200 attempts) | | |
|---|-----------------|------------------------------|
| 1. | .614 (833-1356) | Sean Clifford 2018-22 |
| | .614 (324-528) | Drew Allar 2022-pres. |
| 3. | .602 (444-738) | Daryll Clark 2006-09 |
| 4. | .593 (720-1215) | Trace McSorley 2015-18 |
| 5. | .574 (513-894) | Matt McGloin 2009-12 |
| 6. | .563 (370-657) | Kerry Collins 1991-94 |
| 7. | .561 (693-1235) | C. Hackenberg 2013-14 |
| 8. | .560 (606-1082) | Zack Mills 2001-04 |
| 9. | .560 (460-821) | Anthony Morelli 2004-07 |
| 10. | .559 (371-664) | Chuck Fusina 1975-78 |

| SEASON YARDS PER ATTEMPT (Min. 100 attempts) | | |
|---|------|---------------------|
| 1. | 10.1 | Kerry Collins 1994 |
| 2. | 9.4 | John Hufnagel 1972 |
| 3. | 9.3 | Trace McSorley 2016 |
| 4. | 9.0 | Chuck Fusina 1977 |
| 5. | 8.7 | John Hufnagel 1971 |
| | 8.7 | Mike McQueary 1997 |
| 7. | 8.5 | Tom Shuman 1973 |
| | 8.5 | Tony Sacca 1991 |
| 9. | 8.4 | Trace McSorley 2017 |
| 10. | 8.3 | Sean Clifford 2019 |

| CAREER YARDS PER ATTEMPT (Min. 200 attempts) | | |
|---|-----|------------------------------|
| 1. | 8.9 | Mike McQueary 1995-97 |
| 2. | 8.7 | John Hufnagel 1970-72 |
| 3. | 8.1 | Chuck Fusina 1975-78 |
| | 8.1 | Kerry Collins 1991-94 |
| | 8.1 | Trace McSorley 2015-18 |
| 6. | 7.9 | Tom Shuman 1972-74 |
| | 7.9 | Sean Clifford 2018-22 |
| 8. | 7.8 | Daryll Clark 2005-09 |
| 9. | 7.5 | Tom Sherman 1965-67 |
| | 7.5 | Kevin Thompson 1996-98 |
| -- | 7.3 | Drew Allar 2023-pres. |

| SEASON YARDS PER COMPLETION (Min. 100 attempts) | | |
|--|------|----------------------|
| 1. | 17.7 | John Hufnagel 1972 |
| 2. | 16.6 | Tom Shuman 1973 |
| 3. | 16.1 | Trace McSorley 2016 |
| 4. | 15.6 | Chuck Fusina 1977 |
| 5. | 15.5 | Tom Sherman 1967 |
| 6. | 15.3 | Tony Sacca 1990 |
| 7. | 15.2 | Kerry Collins 1994 |
| | 15.2 | Tony Sacca 1988 |
| 9. | 15.1 | Mike McQueary 1997 |
| 10. | 15.0 | Todd Blackledge 1981 |

| CAREER YARDS PER COMPLETION (Min. 200 attempts) | | |
|--|------|--------------------------|
| 1. | 16.0 | Mike McQueary 1995-97 |
| 2. | 15.9 | Tom Sherman 1965-67 |
| 3. | 15.8 | John Hufnagel 1970-72 |
| 4. | 15.4 | Tom Shuman 1972-74 |
| 5. | 14.7 | Doug Strang 1981-84 |
| 6. | 14.6 | Tony Sacca 1988-91 |
| 7. | 14.5 | Chuck Fusina 1975-78 |
| 8. | 14.3 | Kerry Collins 1991-94 |
| 9. | 14.2 | Michael Robinson 2002-05 |
| 10. | 14.2 | Tom Bill 1987-90 |

| SEASON TOUCHDOWN PASS PCT. (Min. 100 attempts) | | |
|---|------|----------------------|
| 1. | 8.08 | Tom Shuman 1973 |
| 2. | 7.95 | Kerry Collins 1994 |
| 3. | 7.85 | Kevin Thompson 1999 |
| 4. | 7.53 | Todd Blackledge 1982 |
| 5. | 7.49 | Trace McSorley 2016 |
| 6. | 7.41 | Pete Liske 1962 |
| 7. | 7.35 | John Hufnagel 1971 |
| 8. | 7.34 | Doug Strang 1983 |
| 9. | 7.21 | Sean Clifford 2019 |
| 10. | 7.19 | Tony Sacca 1991 |

| CAREER TOUCHDOWN PASS PCT. | | |
|----------------------------|------|------------------------------|
| 1. | 9.14 | Elwood Petchel 1946-48 |
| 2. | 7.67 | Tom Shuman 1972-74 |
| 3. | 7.17 | Mike McQueary 1994-97 |
| 4. | 7.01 | Drew Allar 2022-pres. |
| 5. | 6.76 | Galen Hall 1959-61 |
| | 6.76 | Pete Liske 1961-63 |
| 7. | 6.48 | John Sacca 1992-93 |
| 8. | 6.37 | John Hufnagel 1970-72 |
| 9. | 6.34 | Sean Clifford 2018-22 |
| 10. | 6.33 | Trace McSorley 2015-18 |
| 11. | 6.23 | Todd Blackledge 1980-82 |

| SEASON PASSING EFFICIENCY (Min. 100 attempts) | | |
|--|-------|---------------------|
| 1. | 172.9 | Kerry Collins 1994 |
| 2. | 156.9 | Trace McSorley 2016 |
| 3. | 153.7 | Trace McSorley 2017 |
| 4. | 151.8 | John Hufnagel 1971 |
| 5. | 150.5 | Sean Clifford 2022 |
| 6. | 149.8 | Tony Sacca 1991 |
| 7. | 148.5 | Sean Clifford 2019 |
| 8. | 148.0 | John Hufnagel 1972 |
| 9. | 146.4 | Chuck Fusina 1977 |
| 10. | 145.0 | Mike McQueary 1997 |

| CAREER PASSING EFFICIENCY (Min. 200 attempts) | | |
|--|-------|------------------------------|
| 1. | 145.6 | Mike McQueary 1994-97 |
| 2. | 144.5 | Trace McSorley 2015-18 |
| 3. | 144.4 | Drew Allar 2022-pres. |
| 4. | 143.8 | Sean Clifford 2018-22 |
| 5. | 140.8 | John Hufnagel 1970-72 |
| 6. | 140.4 | Daryll Clark 2006-09 |
| 7. | 137.3 | Kerry Collins 1991-94 |
| 8. | 132.7 | Chuck Fusina 1975-78 |
| 9. | 128.3 | Matt McGloin 2009-12 |
| 10. | 128.0 | Tom Shuman 1972-74 |

| SEASON INTERCEPTION PCT. (Min. 100 attempts) | | |
|---|------|---------------------------|
| 1. | 0.26 | Drew Allar 2023 |
| 2. | 1.12 | Matt McGloin 2012 |
| 3. | 1.46 | Kerry Collins 1992 |
| 4. | 1.67 | Christian Hackenberg 2015 |
| 5. | 1.71 | Tony Sacca 1991 |
| 6. | 1.79 | Wally Richardson 1995 |
| 7. | 1.86 | Daryll Clark 2008 |
| 8. | 1.94 | John Sacca 1992 |
| | 1.94 | Trace McSorley 2018 |
| 10. | 1.96 | John Shaffer 1986 |

| CAREER INTERCEPTION PCT. (Min. 200 attempts) | | |
|---|------|------------------------------|
| 1. | 0.57 | Drew Allar 2022-pres. |
| 2. | 2.02 | Wally Richardson 1992, 94-96 |
| 3. | 2.06 | Trace McSorley 2015-18 |
| 4. | 2.10 | Matt McGloin 2009-12 |
| 5. | 2.14 | Anthony Morelli 2004-07 |
| 6. | 2.17 | Daryll Clark 2006-09 |
| 7. | 2.29 | Sean Clifford 2018-22 |
| 8. | 2.31 | John Sacca 1992-93 |
| | 2.31 | Anthony Morelli 2004-07 |
| 10. | 2.51 | Christian Hackenberg 2013-15 |

| CAREER WINNING PERCENTAGE AS A STARTING QB (minimum 10 starts) | | |
|--|-------|-------------------------------------|
| 1. | 1.000 | 22-0-0 Chuck Burkhart 1968-69 |
| 2. | .962 | 25-1-0 John Shaffer 1984-86 |
| 3. | .917 | 22-2-0 Tom Shuman 1972-74 |
| 4. | .897 | 26-3-0 John Hufnagel 1970-72 |
| 5. | .879 | 29-4-0 Todd Blackledge 1980-82 |
| 6. | .871 | 27-4-0 Chuck Fusina 1976-78 |
| 7. | .846 | 22-4-0 Daryll Clark 2006-09 |
| 8. | .823 | 14-3-0 Drew Allar 2022-pres. |
| 9. | .808 | 21-5-0 Kerry Collins 1994-97 |
| | .808 | 21-5-0 Wally Richardson 1992, 94-96 |

| SEASON 300-YD. PASSING GAMES | | |
|------------------------------|---|---------------------------|
| 1. | 5 | Trace McSorley 2016 |
| | 5 | Trace McSorley 2017 |
| 3. | 4 | Matt McGloin 2012 |
| | 4 | Christian Hackenberg 2013 |
| | 4 | Christian Hackenberg 2014 |
| | 4 | Sean Clifford 2021 |
| 7. | 2 | Kerry Collins 1994 |
| | 2 | Daryll Clark 2009 |
| | 2 | Matt McGloin 2010 |
| | 2 | Sean Clifford 2019 |
| -- | 1 | Drew Allar 2024 |

RECORD WATCH

CAREER 300-YD. PASSING GAMES

| | | | |
|----|----|----------------------|-------------------|
| 1. | 10 | Trace McSorley | 2015-18 |
| 2. | 9 | Christian Hackenberg | 2013-15 |
| 3. | 8 | Sean Clifford | 2018-22 |
| 4. | 6 | Matt McGloin | 2009-12 |
| 5. | 4 | Kerry Collins | 1991-94 |
| -- | 2 | Drew Allar | 2022-pres. |

SEASON 200-YD. PASSING GAMES

| | | | |
|----|-------------------|----------------------|-------------|
| 1. | 11 | Matt McGloin | 2012 |
| 11 | Trace McSorley | 2016 | |
| 11 | Trace McSorley | 2017 | |
| 4. | 10 | Kerry Collins | 1994 |
| 5. | 9 | Christian Hackenberg | 2013 |
| 6. | 8 | Daryll Clark | 2009 |
| 8 | Sean Clifford | 2021 | |
| 8 | Sean Clifford | 2022 | |
| 9. | 7 | Todd Blackledge | 1982 |
| 7 | Michael Robinson | 2005 | |
| 7 | Anthony Morelli | 2007 | |
| 7 | Drew Allar | 2023 | |
| -- | 3 | Drew Allar | 2024 |

CAREER 200-YD. PASSING GAMES

| | | | |
|----|-----------------|----------------------|-------------------|
| 1. | 28 | Trace McSorley | 2015-18 |
| 2. | 27 | Sean Clifford | 2018-22 |
| 3. | 21 | Christian Hackenberg | 2013-15 |
| 4. | 18 | Matt McGloin | 2009-12 |
| 5. | 16 | Kerry Collins | 1991-94 |
| 16 | Zack Mills | 2001-04 | |
| 7. | 14 | Daryll Clark | 2006-09 |
| 8. | 11 | Chuck Fusina | 1975-78 |
| 11 | Tony Sacca | 1988-91 | |
| 11 | Anthony Morelli | 2004-07 | |
| -- | 10 | Drew Allar | 2022-pres. |

RECEIVING

CAREER RECEIVING YARDAGE

| | | | |
|-----|-------|-----------------------|-------------|
| 1. | 3,026 | Bobby Engram | 1991, 93-95 |
| 2. | 2,842 | DaeSean Hamilton | 2014-17 |
| 3. | 2,771 | Deon Butler | 2005-08 |
| 4. | 2,757 | Jahan Dotson | 2018-21 |
| 5. | 2,479 | Allen Robinson | 2011-13 |
| 6. | 2,421 | Chris Godwin | 2014-16 |
| 7. | 2,395 | Derek Moyer | 2008-11 |
| 8. | 2,015 | Jordan Norwood | 2005-08 |
| 9. | 2,008 | Bryant Johnson | 1999-2002 |
| 10. | 2,006 | Kenny Jackson | 1980-83 |
| 11. | 1,988 | O.J. McDuffie | 1988-92 |
| 12. | 1,920 | Parker Washington | 2020-22 |
| 13. | 1,894 | Joe Jurevicius | 1994-97 |
| 14. | 1,837 | Jack Curry | 1965-67 |
| 15. | 1,825 | Terry Smith | 1988-91 |
| 16. | 1,743 | Derrick Williams | 2005-08 |
| 17. | 1,721 | KeAndre Lambert-Smith | 2020-23 |
| 18. | 1,702 | Tony Johnson | 2000-03 |
| 19. | 1,658 | KJ Hamler | 2018-19 |
| 20. | 1,520 | Freddie Scott | 1993-95 |

SEASON RECEIVING YARDAGE

| | | | |
|-----|-------|------------------|------|
| 1. | 1,432 | Allen Robinson | 2013 |
| 2. | 1,182 | Jahan Dotson | 2021 |
| 3. | 1,101 | Chris Godwin | 2015 |
| 4. | 1,084 | Bobby Engram | 1995 |
| 5. | 1,029 | Bobby Engram | 1994 |
| 6. | 1,018 | Allen Robinson | 2012 |
| 7. | 982 | Chris Godwin | 2016 |
| 8. | 977 | O.J. McDuffie | 1992 |
| 9. | 973 | Freddie Scott | 1994 |
| 10. | 917 | Bryant Johnson | 2002 |
| 11. | 904 | KJ Hamler | 2019 |
| 12. | 899 | DaeSean Hamilton | 2014 |
| 13. | 885 | Derek Moyer | 2010 |
| 14. | 884 | Jahan Dotson | 2020 |
| 15. | 873 | Bobby Engram | 1993 |

CAREER RECEIVING TDs

| | | | |
|-----|-------------------------|-------------------|-------------|
| 1. | 31 | Bobby Engram | 1991, 93-95 |
| 2. | 25 | Kenny Jackson | 1980-83 |
| 25 | Jahan Dotson | 2018-21 | |
| 4. | 22 | Deon Butler | 2005-08 |
| 5. | 18 | Derek Moyer | 2008-11 |
| 18 | Chris Godwin | 2014-16 | |
| 18 | DaeSean Hamilton | 2014-17 | |
| 8. | 17 | Allen Robinson | 2011-13 |
| 9. | 16 | O.J. McDuffie | 1988-92 |
| 16 | Pat Freiermuth, TE | 2018-20 | |
| 11. | 15 | Terry Smith | 1988-91 |
| 15 | Joe Jurevicius | 1994-97 | |
| 15 | Mike Gesicki, TE | 2014-17 | |
| 14. | 13 | Jordan Norwood | 2005-08 |
| 13 | KJ Hamler | 2018-19 | |
| 13 | Tyler Warren, TE | 2020-pres. | |

SEASON RECEIVING TDs

| | | | |
|-----|------------------|----------------|------|
| 1. | 13 | Bobby Engram | 1993 |
| 2. | 12 | Jahan Dotson | 2021 |
| 3. | 11 | Bobby Engram | 1995 |
| 11 | Allen Robinson | 2012 | |
| 11 | Chris Godwin | 2016 | |
| 6. | 10 | Joe Jurevicius | 1997 |
| 7. | 9 | O.J. McDuffie | 1992 |
| 9 | Freddie Scott | 1994 | |
| 9 | Deon Butler | 2005 | |
| 9 | Mike Gesicki | 2017 | |
| 9 | DaeSean Hamilton | 2017 | |
| 12. | 8 | Terry Smith | 1991 |
| 8 | Derek Moyer | 2010 | |
| 8 | Pat Freiermuth | 2018 | |
| 8 | KJ Hamler | 2019 | |
| 8 | Jahan Dotson | 2020 | |

CAREER RECEPTIONS

| | | | |
|-----|-----|-----------------------|-------------|
| 1. | 214 | DaeSean Hamilton | 2014-17 |
| 2. | 183 | Jahan Dotson | 2018-21 |
| 3. | 179 | Deon Butler | 2005-08 |
| 4. | 177 | Allen Robinson | 2011-13 |
| 5. | 167 | Bobby Engram | 1991, 93-95 |
| 6. | 161 | Derrick Williams | 2005-08 |
| 7. | 158 | Jordan Norwood | 2005-08 |
| 8. | 154 | Chris Godwin | 2014-16 |
| 9. | 146 | Parker Washington | 2020-22 |
| 10. | 144 | Derek Moyer | 2008-11 |
| 11. | 129 | Mike Gesicki, TE | 2014-17 |
| 12. | 126 | KeAndre Lambert-Smith | 2020-23 |
| 13. | 125 | O.J. McDuffie | 1988-92 |
| 14. | 117 | Jack Curry | 1965-67 |
| 15. | 110 | Bryant Johnson | 1999-2002 |

SEASON RECEPTIONS

| | | | |
|-----|--------------------|-------------------|------|
| 1. | 97 | Allen Robinson | 2013 |
| 2. | 91 | Jahan Dotson | 2021 |
| 3. | 82 | DaeSean Hamilton | 2014 |
| 4. | 77 | Allen Robinson | 2012 |
| 5. | 69 | Chris Godwin | 2015 |
| 6. | 64 | Parker Washington | 2021 |
| 7. | 63 | O.J. McDuffie | 1992 |
| 63 | Bobby Engram | 1995 | |
| 9. | 59 | Chris Godwin | 2016 |
| 10. | 57 | Mike Gesicki, TE | 2017 |
| 11. | 56 | KJ Hamler | 2019 |
| 12. | 55 | Terry Smith | 1991 |
| 55 | Derrick Williams | 2007 | |
| 55 | Geno Lewis | 2014 | |
| 15. | 54 | Juwan Johnson | 2017 |
| 54 | Saquon Barkley, RB | 2017 | |

CAREER 100-YD. RECEIVING GAMES

| | | | |
|----|------------------|---------------------|-------------------|
| 1. | 16 | Bobby Engram | 1991, 93-95 |
| 2. | 11 | Jahan Dotson | 2018-21 |
| 3. | 10 | Allen Robinson | 2011-13 |
| 4. | 9 | Joe Jurevicius | 1994-97 |
| 9 | Chris Godwin | 2014-16 | |
| 9 | DaeSean Hamilton | 2014-17 | |
| 7. | 8 | Bryant Johnson | 1999-2002 |
| 8. | 7 | O.J. McDuffie | 1988-92 |
| 9. | 6 | Kenny Jackson | 1980-83 |
| 6 | Freddie Scott | 1993-95 | |
| 6 | Deon Butler | 2005-08 | |
| 6 | Derek Moyer | 2008-11 | |
| -- | 2 | Tyler Warren | 2020-pres. |

SEASON 100-YD. RECEIVING GAMES

| | | | |
|-----|----------------|-------------------------------|-------------|
| 1. | 8 | Allen Robinson | 2013 |
| 2. | 6 | Bobby Engram | 1993 |
| 6 | Bobby Engram | 1995 | |
| 4. | 5 | O.J. McDuffie | 1992 |
| 5 | Freddie Scott | 1994 | |
| 5 | Joe Jurevicius | 1996 | |
| 5 | Bryant Johnson | 2001 | |
| 5 | Chris Godwin | 2015 | |
| 5 | Jahan Dotson | 2020 | |
| 5 | Jahan Dotson | 2021 | |
| 11. | 4 | Five times, Most recently by: | |
| | | KJ Hamler | 2019 |
| -- | 1 | Omari Evans | 2024 |
| -- | 1 | Harrison Wallace III | 2024 |
| -- | 1 | Tyler Warren | 2024 |

TOTAL OFFENSE

CAREER TOTAL OFFENSE

| | Yards | Rush | Pass | | |
|-----|--------------|------------|--------------|----------------------|-------------------|
| 1. | 11,734 | 1,073 | 10,661 | Sean Clifford | 2018-22 |
| 2. | 11,596 | 1,697 | 9,899 | Trace McSorley | 2015-18 |
| 3. | 8,215 | -242 | 8,457 | Christian Hackenberg | 2013-15 |
| 4. | 7,796 | 584 | 7,212 | Zack Mills | 2001-04 |
| 5. | 6,361 | 619 | 5,742 | Daryll Clark | 2006-09 |
| 6. | 6,325 | -65 | 6,390 | Matt McGloin | 2009-12 |
| 7. | 6,000 | 131 | 5,869 | Tony Sacca | 1988-91 |
| 8. | 5,300 | -4 | 5,304 | Kerry Collins | 1991-94 |
| 9. | 5,168 | 1,637 | 3,531 | Michael Robinson | 2002-05 |
| 10. | 5,162 | -220 | 5,382 | Chuck Fusina | 1975-78 |
| 11. | 5,154 | -121 | 5,275 | Anthony Morelli | 2004-07 |
| 12. | 4,911 | 99 | 4,812 | Todd Blackledge | 1980-82 |
| 13. | 4,212 | 667 | 3,545 | John Hufnagel | 1970-72 |
| 14. | 4,189 | 350 | 3,839 | Drew Allar | 2022-pres. |
| 15. | 4,182 | -237 | 4,419 | Wally Richardson | 1992, 94-96 |

SEASON TOTAL OFFENSE

| | Yards | Rush | Pass | | |
|-----|--------------|------------|--------------|----------------------|-------------|
| 1. | 4,061 | 491 | 3,570 | Trace McSorley | 2017 |
| 2. | 3,979 | 212 | 3,614 | Trace McSorley | 2016 |
| 3. | 3,328 | 798 | 2,530 | Trace McSorley | 2018 |
| 4. | 3,270 | 163 | 3,107 | Sean Clifford | 2021 |
| 5. | 3,220 | -51 | 3,271 | Matt McGloin | 2012 |
| 6. | 3,214 | 211 | 3,003 | Daryll Clark | 2009 |
| 7. | 3,156 | 806 | 2,350 | Michael Robinson | 2005 |
| 8. | 3,056 | 402 | 2,654 | Sean Clifford | 2019 |
| 9. | 2,998 | 176 | 2,822 | Sean Clifford | 2022 |
| 10. | 2,887 | -68 | 2,955 | Christian Hackenberg | 2013 |
| 11. | 2,883 | -94 | 2,977 | Christian Hackenberg | 2014 |
| 12. | 2,874 | 282 | 2,592 | Daryll Clark | 2008 |
| 13. | 2,837 | 206 | 2,631 | Drew Allar | 2023 |
| 14. | 2,660 | -19 | 2,679 | Kerry Collins | 1994 |
| 15. | 2,638 | -13 | 2,651 | Anthony Morelli | 2007 |

GAME TOTAL OFFENSE

| | Yards | Rush | Pass | | |
|-----|-------|------|------------------------------|----------------------------|------|
| 1. | 461 | 175 | 286 | T. McSorley vs. Ohio State | 2018 |
| 2. | 456 | 2 | 454 | C. Hackenberg vs. UCF | 2014 |
| 3. | 452 | 54 | 398 | S. Clifford at Maryland | 2019 |
| 4. | 418 | 138 | 280 | Z. Mills vs. Ohio State | 2001 |
| 5. | 408 | 73 | 335 | T. McSorley vs. Minnesota | 2016 |
| 6. | 402 | 60 | 342 | T. McSorley vs. Washington | 2017 |
| 7. | 398 | 19 | 379 | M. Robinson vs. Wisconsin | 2003 |
| 8. | 393 | -8 | 401 | S. Clifford vs. Villanova | 2021 |
| 9. | 389 | -10 | 399 | Z. Mills vs. Iowa | 2002 |
| 389 | 13 | 376 | T. McSorley vs. Michigan St. | 2016 | |

CAREER TDs RESPONSIBLE FOR

| | | | |
|-----|--------------|----------------------|-------------------|
| 1. | 107 | Trace McSorley | 2015-18 |
| 2. | 101 | Sean Clifford | 2018-22 |
| 3. | 65 | Daryll Clark | 2006-09 |
| 4. | 55 | Christian Hackenberg | 2013-15 |
| 5. | 54 | Saquon Barkley | 2015-17 |
| 6. | 53 | Zack Mills | 2001-04 |
| 53 | Matt McGloin | 2009-12 | |
| 8. | 51 | Todd Blackledge | 1980-82 |
| 9. | 47 | Tony Sacca | 1988-91 |
| 10. | 46 | Michael Robinson | 2002-05 |
| 11. | 44 | Drew Allar | 2022-pres. |
| 12. | 43 | Chuck Fusina | 1975-78 |
| 13. | 41 | Lydell Mitchell | 1969-71 |

SEASON TDs RESPONSIBLE FOR

| | | | |
|-----|-------------------|----------------------|-------------|
| 1. | 39 | Trace McSorley | 2017 |
| 2. | 36 | Trace McSorley | 2016 |
| 3. | 31 | Daryll Clark | 2009 |
| 4. | 30 | Trace McSorley | 2018 |
| 5. | 29 | Lydell Mitchell | 1971 |
| 29 | Daryll Clark | 2008 | |
| 29 | Matt McGloin | 2012 | |
| 29 | Sean Clifford | 2022 | |
| 29 | Drew Allar | 2023 | |
| 10. | 28 | Michael Robinson | 2005 |
| 28 | Sean Clifford | 2019 | |
| 12. | 25 | Todd Blackledge | 1982 |
| 25 | Tony Sacca | 1991 | |
| 14. | 24 | Christian Hackenberg | 2013 |
| 24 | Doug Strang | 1983 | |
| 24 | Saquon Barkley | 2017 | |
| -- | 10 | Drew Allar | 2024 |

SEASON TOTAL OFFENSE
YARDS PER PLAY

| | | | |
|-----|------|----------------|------|
| 1. | 9.64 | Kerry Collins | 1994 |
| 2. | 8.19 | Tom Shuman | 1973 |
| 3. | 7.88 | Chuck Fusina | 1977 |
| 4. | 7.77 | Ki-Jana Carter | 1994 |
| 5. | 7.70 | Larry Johnson | 2002 |
| 6. | 7.47 | Trace McSorley | 2016 |
| 7. | 7.18 | Daryll Clark | 2008 |
| 8. | 7.13 | Sean Clifford | 2022 |
| 9. | 7.12 | John Hufnagel | 1971 |
| 10. | 7.11 | Trace McSorley | 2017 |

ALL-PURPOSE

CAREER ALL-PURPOSE YARDAGE

| | | | |
|-----|--------------|---------------------------|-------------------|
| 1. | 5,538 | Saquon Barkley | 2015-17 |
| 2. | 5,045 | Larry Johnson | 1999-2002 |
| 3. | 4,982 | Curt Warner | 1979-82 |
| 4. | 4,512 | Blair Thomas | 1985-87, 89 |
| 5. | 4,502 | Evan Royster | 2007-10 |
| 6. | 4,231 | Tony Hunt | 2003-06 |
| 7. | 4,156 | Derrick Williams | 2005-08 |
| 8. | 4,043 | Bobby Engram | 1991, 93-95 |
| 9. | 4,034 | Curtis Enis | 1995-97 |
| 10. | 3,904 | Lydell Mitchell | 1969-71 |
| 11. | 3,895 | D.J. Dozier | 1983-86 |
| 12. | 3,865 | O.J. McDuffie | 1988-92 |
| 13. | 3,735 | John Cappelletti | 1971-73 |
| 14. | 3,549 | Matt Suhey | 1976-79 |
| 15. | 3,543 | Lenny Moore | 1953-55 |
| 16. | 3,436 | Eric McCoo | 1998-2001 |
| 17. | 3,426 | Nicholas Singleton | 2022-pres. |

SEASON ALL-PURPOSE YARDAGE

| | | | |
|-----|-------|------------------|------|
| 1. | 2,655 | Larry Johnson | 2002 |
| 2. | 2,329 | Saquon Barkley | 2017 |
| 3. | 1,972 | Saquon Barkley | 2016 |
| 4. | 1,831 | O.J. McDuffie | 1992 |
| 5. | 1,772 | Blair Thomas | 1987 |
| 6. | 1,754 | Lydell Mitchell | 1971 |
| 7. | 1,743 | Ki-Jana Carter | 1994 |
| 8. | 1,645 | Tony Hunt | 2006 |
| 9. | 1,607 | John Cappelletti | 1973 |
| 10. | 1,586 | KJ Hamler | 2019 |
| 11. | 1,578 | Curtis Enis | 1997 |
| 12. | 1,535 | Blair Thomas | 1989 |
| 13. | 1,501 | Curtis Enis | 1996 |

RECORD WATCH

GAME ALL-PURPOSE YARDAGE

| | | | |
|----|-----|----------------------------------|------|
| 1. | 358 | Saquon Barkley at Iowa | 2017 |
| 2. | 341 | Curt Warner at Syracuse | 1981 |
| 3. | 327 | Larry Johnson at Indiana | 2002 |
| 4. | 306 | Saquon Barkley vs. USC | 2016 |
| 5. | 302 | Harry Wilson vs. Navy | 1923 |
| 6. | 297 | Larry Johnson vs. Illinois | 2002 |
| 7. | 295 | Bob Campbell at Navy | 1967 |
| 8. | 289 | Larry Johnson vs. Michigan State | 2002 |
| 9. | 282 | Gary Hayman vs. NC State | 1973 |
| | 282 | Stephen Pitts vs. Iowa | 1995 |

KICKING

CAREER FIELD GOALS

| | | | |
|----|----|---------------|-------------|
| 1. | 78 | Kevin Kelly | 2005-08 |
| 2. | 54 | Sam Ficken | 2011-14 |
| 3. | 50 | Craig Fayak | 1990-93 |
| 4. | 49 | Jake Pinegar | 2018-22 |
| 5. | 47 | Travis Forney | 1996-99 |
| 6. | 45 | Brett Conway | 1993-96 |
| 7. | 40 | Massimo Manca | 1982, 84-86 |
| 8. | 39 | Matt Bahr | 1976-78 |
| | 39 | Robbie Gould | 2001-04 |
| | 39 | Tyler Davis | 2015-17 |

CAREER FIELD GOAL ATTEMPTS

| | | | |
|-----|-----|---------------|-------------|
| 1. | 107 | Kevin Kelly | 2005-08 |
| 2. | 80 | Craig Fayak | 1990-93 |
| 3. | 75 | Sam Ficken | 2011-14 |
| 4. | 67 | Jake Pinegar | 2018-22 |
| 5. | 63 | Chris Bahr | 1973-75 |
| | 63 | Travis Forney | 1996-99 |
| 7. | 61 | Matt Bahr | 1976-78 |
| | 61 | Brett Conway | 1993-96 |
| | 61 | Robbie Gould | 2002-04 |
| 10. | 59 | Massimo Manca | 1982, 84-86 |

SEASON FIELD GOAL PCT.

(Min. 10 Attempts)

| | | | |
|----|------|----------------|------|
| 1. | 91.7 | Tyler Davis | 2016 |
| | 91.7 | Jake Pinegar | 2019 |
| 3. | 83.3 | Kevin Kelly | 2008 |
| 4. | 82.8 | Sam Ficken | 2014 |
| 5. | 82.6 | Ray Tarasi | 1989 |
| 6. | 82.4 | Anthony Fera | 2011 |
| 7. | 81.5 | Matt Bahr | 1978 |
| 8. | 81.0 | Nick Gancitano | 1983 |
| 9. | 80.8 | Travis Forney | 1999 |
| | 80.8 | Massimo Manca | 1985 |

CAREER FIELD GOAL PCT.

| | | | |
|-----|------|----------------|-------------|
| 1. | 79.6 | Tyler Davis | 2015-17 |
| 2. | 77.6 | Nick Gancitano | 1981-84 |
| 3. | 75.0 | Collin Wagner | 2006-10 |
| 4. | 74.6 | Travis Forney | 1996-99 |
| 5. | 73.8 | Brett Conway | 1993-96 |
| 6. | 73.1 | Jake Pinegar | 2018-22 |
| 7. | 72.9 | Kevin Kelly | 2005-08 |
| 8. | 72.0 | Sam Ficken | 2011-14 |
| 9. | 69.0 | Herb Menhardt | 1976, 78-80 |
| 10. | 67.8 | Massimo Manca | 1982, 84-86 |

LONGEST FIELD GOALS

| | | | |
|-----|----|------------------------------|------|
| 1. | 57 | Jordan Stout vs. Pitt | 2019 |
| 2. | 55 | Chris Bahr at Temple | 1975 |
| | 55 | Chris Bahr at Ohio State | 1975 |
| | 55 | Chris Bahr at Syracuse | 1975 |
| 5. | 54 | Herb Menhardt at NC State | 1979 |
| | 54 | Sam Ficken vs. Kent State | 2013 |
| 7. | 53 | Massimo Manca vs. Notre Dame | 1985 |
| | 53 | Kevin Kelly vs. Iowa | 2007 |
| | 53 | Jordan Stout vs. Idaho | 2019 |
| 10. | 52 | Chris Bahr vs. West Virginia | 1975 |
| | 52 | Eric Etze at Notre Dame | 1988 |
| | 52 | Brett Conway vs. Temple | 1996 |
| | 52 | Kevin Kelly at Syracuse | 2008 |
| | 52 | Jordan Stout vs. Michigan | 2021 |
| 14. | 51 | Pete Mauthe at Pittsburgh | 1912 |
| | 51 | Brett Conway vs. Michigan | 1995 |
| | 51 | Ryan Primanti vs. Illinois | 2000 |
| | 51 | Robbie Gould at Wisconsin | 2002 |

| | | | |
|-----|----|------------------------------|------|
| 18. | 50 | Chris Bahr at Syracuse | 1973 |
| | 50 | Chris Bahr at Pittsburgh | 1974 |
| | 50 | Matt Bahr vs. Syracuse | 1978 |
| | 50 | Massimo Manca vs. Alabama | 1985 |
| | 50 | Massimo Manca vs. Notre Dame | 1985 |
| | 50 | Craig Fayak at Alabama | 1990 |
| | 50 | Travis Forney at Minnesota | 1998 |
| | 50 | Robbie Gould vs. Virginia | 2002 |
| | 50 | Kevin Kelly at Wisconsin | 2008 |
| | 50 | Sam Ficken vs. Temple | 2014 |
| | 50 | Jordan Stout vs. Ohio State | 2020 |
| | 50 | Jordan Stout vs. Indiana | 2021 |
| | 50 | Jake Pinegar at Indiana | 2022 |
| | 50 | Jake Pinegar vs. Maryland | 2022 |
| | 50 | Alex Felkins vs. Indiana | 2023 |

SEASON EXTRA POINTS MADE

| | | | |
|-----|----|--------------|------|
| 1. | 71 | Tyler Davis | 2017 |
| 2. | 62 | Brett Conway | 1994 |
| | 62 | Tyler Davis | 2016 |
| 4. | 60 | Kevin Kelly | 2008 |
| 5. | 59 | Al Vitiello | 1971 |
| 6. | 57 | Jake Pinegar | 2022 |
| 7. | 56 | Jake Pinegar | 2019 |
| 8. | 53 | Jake Pinegar | 2018 |
| 9. | 49 | Kevin Kelly | 2005 |
| 10. | 47 | Alex Felkins | 2023 |

CAREER EXTRA POINTS MADE

| | | | |
|-----|-----|---------------|-------------|
| 1. | 195 | Jake Pinegar | 2018-22 |
| 2. | 183 | Kevin Kelly | 2005-08 |
| 3. | 144 | Tyler Davis | 2015-17 |
| 4. | 141 | Brett Conway | 1993-96 |
| 5. | 132 | Craig Fayak | 1990-93 |
| 6. | 117 | Travis Forney | 1996-99 |
| 7. | 115 | Robbie Gould | 2002-04 |
| 8. | 109 | Sam Ficken | 2011-14 |
| 9. | 98 | Al Vitiello | 1971-72 |
| 10. | 86 | Massimo Manca | 1982, 84-86 |

CAREER PAT PCT.

(Min. 50 Attempts)

| | | | |
|-----|-----------------|----------------|-------------|
| 1. | 100.0 (59-59) | Herb Menhardt | 1976, 78-80 |
| | 100.0 (85-85) | Collin Wagner | 2006-10 |
| | 100.0 (144-144) | Tyler Davis | 2015-17 |
| 4. | 99.3 (141-142) | Brett Conway | 1993-96 |
| 5. | 98.9 (183-185) | Kevin Kelly | 2005-08 |
| 6. | 98.9 (86-87) | Massimo Manca | 1982, 84-86 |
| 7. | 97.3 (109-112) | Sam Ficken | 2011-14 |
| 8. | 96.7 (117-121) | Travis Forney | 1996-99 |
| 9. | 96.5 (195-202) | Jake Pinegar | 2018-22 |
| 10. | 96.2 (76-79) | Nick Gancitano | 1981-84 |

PUNTING

PUNT AVERAGE, CAREER

(Min. 50 punts)

| | | | |
|-----|-------|------------------|------------|
| 1. | 45.46 | Riley Thompson | 2023-pres. |
| 2. | 44.54 | Jordan Stout | 2019-21 |
| 3. | 44.28 | Barney Amor | 2022 |
| 4. | 43.13 | Jeremy Boone | 2007-09 |
| 5. | 43.03 | Blake Gillikin | 2016-19 |
| 6. | 43.00 | George Reynolds | 1980-83 |
| 7. | 41.84 | Pat Pidgeon | 1996-99 |
| 8. | 41.79 | Ralph Giacommaro | 1979-82 |
| 9. | 41.74 | Jeremy Kapinos | 2003-06 |
| 10. | 41.73 | Anthony Fera | 2008-11 |

PUNT AVERAGE, SEASON

(Min. 30 punts)

| | | | |
|-----|-------|------------------|------|
| 1. | 46.01 | Jordan Stout | 2021 |
| 2. | 45.80 | Riley Thompson | 2023 |
| 3. | 44.28 | Barney Amor | 2022 |
| 4. | 43.95 | Blake Gillikin | 2018 |
| 5. | 43.55 | Ralph Giacommaro | 1981 |
| 6. | 43.32 | Jeremy Boone | 2009 |
| 7. | 43.31 | Ralph Giacommaro | 1980 |
| 8. | 43.15 | Blake Gillikin | 2017 |
| 9. | 43.03 | Jeremy Boone | 2008 |
| 10. | 43.02 | Jeremy Boone | 2007 |

RETURNS

LONGEST PUNT RETURNS

| | | | |
|----|-----|-----------------------------------|------|
| 1. | 100 | Jim Boring vs. Johns Hopkins | 1933 |
| 2. | 92 | Mark Robinson vs. Rutgers | 1982 |
| 3. | 90 | Bruce Branch vs. Indiana | 1999 |
| 4. | 85 | Wally Triplett vs. West Virginia | 1948 |
| | 85 | Mike Guman at West Virginia | 1978 |
| 6. | 84 | O.J. McDuffie at Syracuse | 1989 |
| 7. | 83 | Gary Hayman vs. NC State | 1973 |
| 8. | 81 | Bryant Johnson vs. Michigan State | 2002 |
| | 81 | Jahan Dotson vs. Michigan State | 2020 |

LONGEST KICKOFF RETURNS

| | | | |
|----|-----|----------------------------------|------|
| 1. | 101 | Chuck Peters vs. NYU | 1940 |
| 2. | 100 | Fritz Barrett vs. Carnegie Tech | 1910 |
| | 100 | Roger Kochman vs. Syracuse | 1959 |
| | 100 | Rich Mauti at Temple | 1975 |
| | 100 | Chaz Powell vs. Youngstown State | 2010 |
| | 100 | Lamont Wade vs. Illinois | 2020 |
| | 100 | Nicholas Singleton at Rutgers | 2022 |
| 8. | 98 | Thomas Evans vs. Marshall | 1930 |
| | 98 | Gary Hayman at Maryland | 1973 |
| | 98 | Saquon Barkley vs. Indiana | 2017 |

KICK RETURN AVERAGE, CAREER

(Min. 15 returns)

| | | | |
|-----|------|--------------------|-------------|
| 1. | 29.6 | Larry Joe | 1946-48 |
| 2. | 28.8 | Curt Warner | 1979-82 |
| 3. | 28.4 | Charlie Pittman | 1967-69 |
| 4. | 27.8 | Saquon Barkley | 2015-17 |
| 5. | 26.9 | Gary Hayman | 1972-73 |
| 6. | 26.3 | Blair Thomas | 1985-87, 89 |
| 7. | 25.7 | Roger Kochman | 1959-62 |
| 8. | 25.6 | Chaz Powell | 2008-11 |
| 9. | 24.6 | Lydell Mitchell | 1969-71 |
| 10. | 24.4 | Shelly Hammonds | 1990-93 |
| -- | 23.8 | Nicholas Singleton | 2022-pres. |

PUNT RETURN AVERAGE, CAREER

(Min. 15 returns)

| | | | |
|-----|------|----------------|------------|
| 1. | 17.8 | Jahan Dotson | 2018-21 |
| 2. | 17.6 | Rob Younker | 1953-54 |
| 3. | 16.5 | Wally Triplett | 1946-48 |
| 4. | 15.9 | Don Jonas | 1958-61 |
| 5. | 15.8 | Lenny Moore | 1953-55 |
| 6. | 15.3 | Dick Hoak | 1958-60 |
| 7. | 14.6 | Daequan Hardy | 2019-pres. |
| 8. | 14.0 | Mike Archie | 1992-95 |
| 9. | 13.7 | Jimmy Cefalo | 1974-77 |
| 10. | 13.2 | Dennis Onkotz | 1967-69 |

PUNT RETURN AVERAGE, SEASON

(Min. 6 returns)

| | | | |
|-----|------|---------------|------|
| 1. | 24.6 | Jahan Dotson | 2020 |
| 2. | 21.4 | Don Jonas | 1960 |
| 3. | 19.2 | Gary Hayman | 1973 |
| 4. | 17.5 | Lenny Moore | 1953 |
| 5. | 17.0 | Shorty Miller | 1912 |
| 6. | 16.1 | Rob Younker | 1954 |
| 7. | 16.0 | Bob Pollard | 1951 |
| 8. | 15.7 | Dick Hoak | 1959 |
| 9. | 15.2 | Matt Suhey | 1978 |
| 10. | 14.6 | O.J. McDuffie | 1989 |
| | 14.6 | Daequan Hardy | 2023 |

SCORING

CAREER SCORING

| | Points | TD | PAT | FG | |
|-----|--------|----|------|----|-------------------------------|
| 1. | 425 | 1 | *183 | 78 | Kevin Kelly 2005-08 |
| 2. | 342 | 0 | 195 | 49 | Jake Pinegar 2018-22 |
| 3. | 318 | 53 | 0 | 0 | Saquon Barkley 2015-17 |
| 4. | 282 | 0 | 132 | 50 | Craig Fayak 1990-93 |
| 5. | 276 | 0 | 141 | 45 | Brett Conway 1993-96 |
| 6. | 271 | 0 | 109 | 54 | Sam Ficken 2011-14 |
| 7. | 261 | 0 | 144 | 39 | Tyler Davis 2015-17 |
| 8. | 258 | 0 | 117 | 47 | Travis Forney 1996-99 |
| 9. | 246 | 41 | 0 | 0 | Lydell Mitchell 1969-71 |
| 10. | 232 | 0 | 115 | 39 | Robbie Gould 2001-04 |
| -- | 176 | 29 | 0 | 0 | Nicholas Singleton 2022-pres. |

*2-pt conversion run; **2-pt conversion reception

SEASON SCORING

| | Points | TD | PAT | FG | |
|-----|--------|----|-----|----|----------------------|
| 1. | 174 | 29 | 0 | 0 | Lydell Mitchell 1971 |
| 2. | 140 | 23 | **0 | 0 | Larry Johnson 2002 |
| 3. | 138 | 23 | 0 | 0 | Ki-Jana Carter 1994 |
| | 138 | 23 | 0 | 0 | Saquon Barkley 2017 |
| 5. | 132 | 22 | 0 | 0 | Saquon Barkley 2016 |
| 6. | 128 | 0 | 62 | 22 | Tyler Davis 2016 |
| 7. | 122 | 20 | **0 | 0 | Curtis Enis 1997 |
| 8. | 120 | 0 | 60 | 20 | Kevin Kelly 2008 |
| 9. | 119 | 11 | — | — | Pete Mauthe 1909 |
| 10. | 116 | 19 | *0 | 0 | Richie Anderson 1992 |

DEFENSE

SEASON TACKLES FOR LOSS

(Since 1975)

| | | | |
|-----|------|-------------------|------|
| 1. | 29.0 | Courtney Brown | 1999 |
| 2. | 24.0 | Terry Killens | 1995 |
| 3. | 23.0 | Larry Rubin | 1979 |
| | 23.0 | Courtney Brown | 1998 |
| | 23.0 | Michael Haynes | 2002 |
| 6. | 21.5 | Maurice Evans | 2007 |
| 7. | 21.0 | Tyoka Jackson | 1993 |
| 8. | 20.0 | Bruce Clark | 1978 |
| | 20.0 | Todd Atkins | 1994 |
| | 20.0 | LaVar Arrington | 1999 |
| | 20.0 | Aaron Maybin | 2008 |
| | 20.0 | Yetur Gross-Matos | 2018 |
| 13. | 19.5 | Carl Nassib | 2015 |
| 14. | 18.0 | Willie Smith | 1994 |
| | 18.0 | Todd Atkins | 1995 |
| | 18.0 | Brandon Noble | 1996 |
| | 18.0 | Brad Sciolli | 1998 |
| | 18.0 | Justin Kurpekis | 2000 |

SEASON SACKS

(Since 1975)

| | | | |
|-----|------|----------------|------|
| 1. | 15.5 | Carl Nassib | 2015 |
| 2. | 15.0 | Larry Rubin | 1978 |
| | 15.0 | Michael Haynes | 2002 |
| 4. | 13.5 | Courtney Brown | 1999 |
| 5. | 12.5 | Maurice Evans | 2007 |
| 6. | 12.0 | Larry Rubin | 1978 |
| | 12.0 | Aaron Maybin | 2008 |
| 8. | 11.5 | Shane Conlan | 1983 |
| | 11.5 | Courtney Brown | 1998 |
| 10. | 11.0 | Mark D'Onofrio | 1989 |
| | 11.0 | Terry Killens | 1995 |
| | 11.0 | Tamba Hali | 2005 |

LONGEST INTERCEPTION RETURNS

| | | | |
|----|-----|--------------------------------|------|
| 1. | 99* | Michael Mauti at Illinois | 2012 |
| 2. | 98 | Wayne Berfield at Boston | 1958 |
| 3. | 91 | Mark Robinson at Pittsburgh | 1981 |
| 4. | 90* | Alan Zemaitis at Purdue | 2003 |
| 5. | 87 | Ji'Air Brown at Maryland | 2021 |
| 6. | 85 | Tom Silvano vs. Gettysburg | 1934 |
| | 85 | Scott Radevic at West Virginia | 1982 |
| 8. | 83 | Yaakov Yisrael at Iowa | 2003 |
| 9. | 82 | Coop French at Penn | 1929 |
| | 82* | Pete Curkendall vs. Maryland | 1986 |

*Non-Scoring Play

GAME RECAPS



Game 1

| | |
|--------------------------|----|
| Penn State (1-0, 0-0) | 34 |
| West Virginia (0-1, 0-0) | 12 |

August 31, 2024 • 62,084

Milan Puskar Stadium • Morgantown, W. Va.

| | 1 | 2 | 3 | 4 | OT | Final |
|-----|---|----|---|---|----|-------|
| PSU | 0 | 20 | 7 | 7 | 0 | 34 |
| WVU | 0 | 6 | 0 | 6 | 0 | 12 |

| | PSU | WVU |
|--------------------|---------|---------|
| First Downs | 21 | 19 |
| Rushes-Yards | 42-222 | 37-85 |
| Passing Yards | 235 | 161 |
| Comp-Att-Int | 12-18-0 | 15-29-1 |
| Total Offense | 457 | 246 |
| Plays | 60 | 66 |
| Fumbles (#-Lost) | 1-1 | 4-2 |
| Penalties (#-Lost) | 8-60 | 1-5 |
| Possession Time | 30:25 | 29:35 |
| 3rd Down Conv. | 5-11 | 4-14 |
| Red Zone | 3-3 | 3-4 |

Passing (Comp-Att-TD-Int-Yds)

PSU: Allar 11-17-3-0-216; Pribula 1-1-1-0-19.
WVU: Greene 15-28-0-0-161; Marchiol 0-1-0-1-0.

Rushing (Att-Yds-TD)

PSU: Singleton 13-114-1; Allar 6-44-0.
WVU: Donaldson 12-42-1; White 8-33-0.

Receiving (Rec-Yds-TD)

PSU: Wallace III 5-117-2; Warren 3-30-1; Evans 2-55-0.
WVU: Ray 4-37-0; Fox 2-41-0; Clement 2-34-0.

Scoring Summary

| Quarter, Time | Play | Score |
|---------------|-------------------------------|-------|
| 2Q, 14:53 | PSU Wallace 50 yd pass Allar | 6-0 |
| 2Q, 9:46 | PSU Allen 20 yd pass Allar | 13-0 |
| 2Q, 6:15 | WVU Hayes 38 yd field goal | 13-3 |
| 2Q, 0:37 | WVU Hayes 39 yd field goal | 13-6 |
| 2Q, 0:06 | PSU Wallace 18 yd pass Allar | 20-6 |
| 3Q, 10:16 | PSU Singleton 40 yd rush | 27-6 |
| 4Q, 12:49 | WVU Donaldson 1 yd rush | 27-12 |
| 4Q, 9:00 | PSU Warren 19 yd pass Pribula | 34-12 |

Game 2

| | |
|--------------------------|----|
| Penn State (2-0, 0-0) | 34 |
| Bowling Green (0-2, 0-0) | 27 |

September 7, 2024 • 103,861

Beaver Stadium • University Park, Pa.

| | 1 | 2 | 3 | 4 | OT | Final |
|------|----|----|---|---|----|-------|
| BGSU | 10 | 14 | 0 | 3 | 0 | 27 |
| PSU | 7 | 13 | 7 | 7 | 0 | 34 |

| | BGSU | PSU |
|--------------------|---------|---------|
| First Downs | 20 | 21 |
| Rushes-Yards | 26-121 | 37-234 |
| Passing Yards | 254 | 204 |
| Comp-Att-Int | 25-40-2 | 13-20-1 |
| Total Offense | 375 | 438 |
| Plays | 66 | 57 |
| Fumbles (#-Lost) | 0-0 | 1-0 |
| Penalties (#-Lost) | 3-18 | 7-76 |
| Possession Time | 32:00 | 28:00 |
| 3rd Down Conv. | 7-14 | 2-9 |
| Red Zone | 3-3 | 3-4 |

Passing (Comp-Att-TD-Int-Yds)

PSU: Allar 13-20-2-1-204.
BGSU: Bazalak 25-39-2-2-254.

Rushing (Att-Yds-TD)

PSU: Singleton 13-119-1; Allen 14-101-0.
BGSU: Patterson 16-57-0; Johnson 5-46-1.

Receiving (Rec-Yds-TD)

PSU: Warren 8-146-0; Evans 2-34-1; Singleton 1-14-1.
BGSU: Fannin 11-137-1; Johnson 8-81-1; Pegues 3-11-0.

Scoring Summary

| Quarter, Time | Play | Score |
|---------------|---------------------------------|-------|
| 1Q, 12:39 | BGSU Fannin 6 yd pass Bazalak | 0-7 |
| 1Q, 10:14 | PSU Allar 5 yd rush | 7-7 |
| 1Q, 4:50 | BGSU Kleather 33 yd field goal | 7-10 |
| 2Q, 12:48 | BGSU Johnson 15 yd pass Bazalak | 7-17 |
| 2Q, 11:48 | PSU Evans 29 yd pass Allar | 14-17 |
| 2Q, 5:28 | PSU Sahaydak 43 yd field goal | 17-17 |
| 2Q, 3:32 | BGSU Johnson 41 yd rush | 17-24 |
| 2Q, 0:10 | PSU Sahaydak 28 yd field goal | 20-24 |
| 3Q, 6:13 | PSU Singleton 14 yd pass Allar | 27-24 |
| 4Q, 4:09 | PSU Singleton 41 yd rush | 34-24 |
| 4Q, 0:47 | BGSU Kleather 42 yd field goal | 34-27 |

Game 3

| | |
|-----------------------|----|
| Penn State (3-0, 0-0) | 56 |
| Kent State (0-4, 0-0) | 0 |

September 21, 2024 • 109,526

Beaver Stadium • University Park, Pa.

| | 1 | 2 | 3 | 4 | OT | Final |
|------|---|----|----|----|----|-------|
| KENT | 0 | 0 | 0 | 0 | 0 | 0 |
| PSU | 7 | 21 | 14 | 14 | 0 | 56 |

| | KENT | PSU |
|--------------------|--------|---------|
| First Downs | 6 | 40 |
| Rushes-Yards | 30-49 | 50-309 |
| Passing Yards | 18 | 409 |
| Comp-Att-Int | 2-13-0 | 24-31-1 |
| Total Offense | 67 | 718 |
| Plays | 43 | 81 |
| Fumbles (#-Lost) | 1-0 | 1-0 |
| Penalties (#-Lost) | 2-20 | 7-65 |
| Possession Time | 24:19 | 35:41 |
| 3rd Down Conv. | 1-11 | 8-10 |
| Red Zone | 0-0 | 7-7 |

Passing (Comp-Att-TD-Int-Yds)

PSU: Allar 17-21-3-0-309; Pribula 6-9-1-1-83.
KENT: Sherrod 2-6-0-0-18; Ulatowski 0-6-0-0-0.

Rushing (Att-Yds-TD)

PSU: Singleton 11-81-0; Allen 11-66-0.
KENT: Harris 10-20-0; Thomas 4-16-0.

Receiving (Rec-Yds-TD)

PSU: Warren 5-50-0; Evans 4-116-1; Clifford 3-64-1.
KENT: Banks 1-13; Floriea 1-5.

Scoring Summary

| Quarter, Time | Play | Score |
|---------------|---------------------------------|-------|
| 1Q, 2:38 | PSU Warren 16 yd pass Allar | 7-0 |
| 2Q, 5:49 | PSU Singleton 17 yd pass Warren | 14-0 |
| 2Q, 1:29 | PSU Clifford 14 yd pass Allar | 21-0 |
| 2Q, 0:15 | PSU Allar 5 yd rush | 28-0 |
| 3Q, 13:13 | PSU Evans 59 yd pass Allar | 35-0 |
| 3Q, 4:55 | PSU Dinkins 13 yd pass Pribula | 42-0 |
| 4Q, 9:21 | PSU Wallace 1 yd rush | 49-0 |
| 4Q, 1:25 | PSU Pribula 1 yd rush | 56-0 |

GAME RECAPS



Game 4

| | |
|-----------------------|----|
| Penn State (4-0, 1-0) | 21 |
| Illinois (4-1, 1-1) | 7 |

September 28, 2024 • 109,911
Beaver Stadium • University Park, Pa.

| | 1 | 2 | 3 | 4 | OT | Final |
|-----|---|---|---|---|----|-------|
| PSU | 7 | 0 | 7 | 7 | 0 | 21 |
| ILL | 7 | 0 | 0 | 0 | 0 | 7 |

| | ILL | PSU |
|--------------------|---------|---------|
| First Downs | 17 | 24 |
| Rushes-Yards | 32-34 | 44-239 |
| Passing Yards | 185 | 135 |
| Comp-Att-Int | 16-25-1 | 15-21-0 |
| Total Offense | 219 | 374 |
| Plays | 57 | 65 |
| Fumbles (#-Lost) | 2-1 | 0-0 |
| Penalties (#-Lost) | 9-60 | 6-63 |
| Possession Time | 26:11 | 33:49 |
| 3rd Down Conv. | 4-13 | 6-11 |
| Red Zone | 1-2 | 3-4 |

Passing (Comp-Att-TD-Int-Yds)

PSU: Allar 15-21-0-0-135.

ILL: Altmyer 16-25-1-1-185.

Rushing (Att-Yds-TD)

PSU: Allen 18-102-1; Singleton 16-94-1.

ILL: Feagin 13-64-0; McCray 3-(-2)-0.

Receiving (Rec-Yds-TD)

PSU: Warren 4-34-0; Wallace III 3-38-0.

ILL: Franklin 4-49-0; Beatty 2-39-0.

Scoring Summary

| Quarter, Time | Play | Score |
|---------------|----------------------------|-------|
| 1Q, 9:36 | ILL Goda 4 yd pass Altmyer | 0-7 |
| 1Q, 5:34 | PSU Warren 3 yd rush | 7-7 |
| 3Q, 8:38 | PSU Singleton 4 yd rush | 14-7 |
| 4Q, 1:55 | PSU Allen 5 yd rush | 21-7 |



DREW ALLAR15

Quarterback | 6-5 | 235

Junior

Medina, Ohio/Medina

Major: Recreation, Park and Tourism Management

CAREER NOTES & RECORDS

Career: National Records Set: Opened his collegiate career with 311 passing attempts without an interception, an FBS record, bettering Baylor's Robert Griffin III's 209 attempts in 2008. **Rankings:** Currently ranks first in school history in career interception percentage (0.57), tied-first in completion percentage (61.4), third in passing efficiency (144.4), fourth in touchdown pass percentage (7.01), tied-10th in passing touchdowns (37), 11th in touchdowns responsible for (44), 13th in passing yards (3,839) and 14th in total offense (4,182) and pass attempts (528). **Notable:** Owns 12 career games with multiple touchdown passes, seven games with three or more and two games with four or more...Has two career 300-yard passing games and 10 200-yard passing games...Owns six career games with both a passing touchdown and a rushing touchdown.

Season: National: 2023: Joined Tennessee's Hendon Hooker (2022) as the only FBS quarterbacks ever to throw 25+ touchdown passes and 2 or less interceptions in a season...Began the season with 251 pass attempts without an interception, the sixth-most to start a season since 2000, trailing only Louisiana Tech's Colby Cameron (428; 2012), Oregon's Marcus Mariota (285; 2013), Western Kentucky's Tyrrell Pigrome (278; 2020), NC State's Ryan Finley (274; 2017) and West Virginia's Geno Smith (273; 2012). **Big Ten: 2023:** Became the only Big Ten quarterback, since 2000, to start a season with 175+ pass attempts and no interceptions. **Records Set: 2023:** Posted the lowest interception percentage (0.51) in a single season in Penn State history...Became the first quarterback in school history to throw for 10 or more touchdowns before throwing an interception in a season. **Rankings: 2023:** Finished third in a single season at Penn State in touchdown passes (25), fifth in touchdowns responsible for (29), sixth in completions (233), seventh in attempts (389), ninth in completion percentage (59.9) and tied for ninth in 200+ yard passing games (7).

Game: 2023: In the season-opening win over West Virginia (9/2), became the first Penn State quarterback to throw for at least 300 yards in his first career start since Michael Robinson threw for 379 yards vs. Wisconsin in 2003...Was the first Penn State quarterback to throw for at least 300 yards in a season opener since Christian Hackenberg's 454 passing yards against UCF in 2014.

2024 JUNIOR SEASON

Awards: Preseason: Named to the Davey O'Brien Award, Johnny Unitas Golden Arm Award, Manning Award and Maxwell Award watch lists. **Season:** Tabbed to the Davey O'Brien Award Great 8 and Manning Award Star of the Week (8/31 - West Virginia).

Season: Has started four games...Is 56-for-79 for 864 yards with eight touchdowns and one interception...Has rushed for 92 yards on 22 carries with two scores...Owns three 200-yard passing games, a 300-yard passing game and three multi-touchdown passing games...Has 14 completions of 20-plus yards...Named the coaching staff's Offensive Player of the Game twice (West Virginia - 8/31; Kent State - 9/7)...Voted a team captain.

at West Virginia (8/31): Completed 11-of-17 passes for 216 yards and three touchdowns...Added six rushes for 44 yards, averaging 7.3 yards per rush...Threw a 50-yard touchdown pass to Harrison Wallace III early in the second quarter...Connected with Kaytron Allen on a 20-yard touchdown in the second quarter...Tossed an 18-yard touchdown to Wallace late in the second quarter...Completed six passes of 20+ yards. **Bowling Green (9/7):** Threw for 204 yards on 13-for-20 passing for two touchdowns and one interception...Also recorded a 5-yard rushing touchdown in the first quarter...Connected with Omari Evans on a 29-yard touchdown in the second quarter and tossed a 14-yard touchdown pass to Nicholas Singleton in the third quarter. **Kent State (9/21):** Completed 17-of-21 passes for 309 yards and three touchdowns, while adding a rushing score...Posted five completions of 20+ yards...Connected with Tyler Warren on a 16-yard touchdown pass in the first quarter, threw a 14-yard touchdown pass to Liam Clifford in the second quarter and added a 59-yard touchdown pass to Omari Evans in the third quarter...Also scored on a 5-yard rush in the second quarter. **Illinois (9/28):** Was 15-of-21 for 135 yards...Had a long completion of 20 yards to Wallace in the first quarter.

ALLAR'S CAREER PASSING STATISTICS

| | C-A | Yds. | % | TD-INT | YPG | LG |
|--------|---------|-------|------|--------|-------|----|
| 2022 | 35-60 | 344 | 58.3 | 4-0 | 34.4 | 32 |
| 2023 | 233-389 | 2,631 | 59.9 | 25-2 | 202.4 | 75 |
| 2024 | 56-79 | 864 | 70.9 | 8-1 | 216.0 | 55 |
| Career | 324-528 | 3,839 | 61.4 | 37-3 | 142.2 | 75 |

ALLAR'S CAREER OFFENSIVE STATISTICS

| | Att.-Yds. | Avg. | TD | LG | Rec.-Yds. | Avg. | TD | LG |
|--------|-----------|------|----|----|-----------|------|----|----|
| 2022 | 18-52 | 2.9 | 1 | 19 | - | - | - | - |
| 2023 | 74-206 | 2.8 | 4 | 24 | 1-4 | 4.0 | - | 4 |
| 2024 | 22-92 | 4.2 | 2 | 15 | - | - | - | - |
| Career | 114-350 | 3.1 | 7 | 24 | 1-4 | 4.0 | - | 4 |

ALLAR'S CAREER HIGHS

Pass Completions: 25; Twice: Last at Maryland, 11/4/23
Pass Attempts: 42; Ohio State, 10/21/23
Passing Yards: 325; West Virginia, 9/2/23
Passing Touchdowns: 4; Twice: Last at Maryland, 11/4/23
Long Pass: 75 yards; vs. Ole Miss, 12/30/23
Rushing Attempts: 10; Michigan, 11/11/23
Rushing Yards: 49; Michigan, 11/11/23
Rushing Touchdowns: 1; Seven Times: Last Kent State, 9/23/24
Longest Rush: 24 yards; vs. Ole Miss, 12/30/23



KAYTRON ALLEN13

Running Back | 5-11 | 220

Junior

Norfolk, Va./IMG Academy (Fla.)

Major: African American Studies

CAREER NOTES & RECORDS

Career: Rankings: Has 2,058 career rushing yards, good for 19th all-time at Penn State. **Notable:** Owns six career 100-yard rushing games...Has three career games with multiple rushing touchdowns.

Season: Records Set: In 2022, Allen (867) and Nicholas Singleton (1,061) became the first true freshman teammates in Big Ten history each with 700 or more rushing yards in a single season. **2022:** Finished with 10 rushing touchdowns, good for second, to Singleton (12), for most rushing touchdowns by a freshman in program history...The 867 rushing yards were the fourth-most by a Penn State freshman in a single season...Allen and Singleton became the only Penn State duo to each rush for 850+ yards in a season and one of three 800+ rushing yard duos: 2022 (Singleton, 1,061; Allen, 867), 2013 (Zach Zwinak, 989; Bill Belton, 803), 2005 (Tony Hunt, 1,047; Michael Robinson, 806).

Game: 2022: In the win at Indiana (11/5), became the first Penn State freshman with three rushing touchdowns in a game since Austin Scott against Kent State in 2003...His three rushing scores against the Hoosiers were the most by a Nittany Lion since Journey Brown's three scores against Rutgers in 2019...Allen and Nicholas Singleton each scored two touchdowns against Auburn (9/16), becoming the only Penn State freshmen to both score two rushing touchdowns in a game since at least 2000.

2024 JUNIOR SEASON

Awards: Preseason: Named to the Doak Walker Award watch list.

Season: Has appeared in three games, rushing for 289 yards on 53 carries with a touchdown, while adding a 20-yard touchdown reception... Named the coaching staff's Offensive Player of the Game (Illinois - 9/28).

at West Virginia (8/31): Hauled in a 20-yard touchdown reception in the second quarter. **Bowling Green (9/7):** Finished with 101 yards rushing on 14 carries...Had a 26-yard run on Penn State's opening drive and added a 26-yard run in the third quarter. **Kent State (9/21):** Ran for 66 yards on 11 carries. **Illinois (9/28):** Toted the ball for 102 yards on 18 carries...Surpassed the 2,000 career rushing yards mark...Tallied a 5-yard rushing score in the fourth quarter.

ALLEN'S CAREER STATISTICS

| | Att.-Yds. | Avg. | TD | LG | Rec.-Yds. | Avg. | TD | LG |
|--------|-----------|------|----|----|-----------|------|----|----|
| 2022 | 167-867 | 5.2 | 10 | 59 | 20-188 | 9.4 | 1 | 45 |
| 2023 | 172-902 | 5.2 | 6 | 50 | 14-81 | 5.8 | 1 | 15 |
| 2024 | 53-289 | 5.5 | 1 | 26 | 1-20 | 20.0 | 1 | 20 |
| Career | 392-2,058 | 5.3 | 17 | 59 | 35-289 | 8.3 | 3 | 45 |

➤ ALLEN'S CAREER HIGHS

| | |
|----------------------|--|
| Rushing Attempts |21; Three Times: Last Iowa, 9/23/23 |
| Rushing Yards |137; at Michigan State, 11/24/23 |
| Rushing Touchdowns |3; at Indiana, 11/5/22 |
| Longest Rush |59 yards; at Rutgers, 11/19/22 |
| Receptions |3; Five Times: Last at Michigan State, 11/24/23 |
| Receiving Yards |72; at Indiana, 11/5/22 |
| Receiving Touchdowns |1; Three Times: Last at West Virginia, 8/31/24 |
| Longest Reception |45 yards; at Indiana, 11/5/22 |



KALEB ARTIS58

Defensive Tackle | 6-4 | 325
Redshirt Sophomore
Westbury, N.Y./St. Francis Prep
Major: Media Studies

➤ 2024 ➤ REDSHIRT SOPHOMORE SEASON

Season: Has appeared in four games, primarily on special teams...Named the coaching staff's Developmental Squad Defensive Player of the Week (Bowling Green - 9/7).


Kent State (9/21): Made a pair of tackles.

ARTIS' CAREER STATISTICS

| | UT-AT | TT | FF | FR | I | PBU | SACK | TFL |
|--------|-------|----|----|----|---|-----|------|-------|
| 2023 | 0-3 | 3 | - | - | - | - | - | 0.5-1 |
| 2024 | 1-1 | 2 | - | - | - | - | - | - |
| Career | 1-4 | 5 | - | - | - | - | - | 0.5-1 |

➤ ARTIS' CAREER HIGHS

| | |
|------------------|---|
| Tackles |2; Twice: Last Kent State, 9/21/24 |
| Tackles for Loss |0.5; at Michigan State, 11/24/23 |



RYAN BARKER94

Kicker | 6-2 | 195
Redshirt Freshman
Landenberg, Pa./Kennett
Major: Division of Undergraduate Studies

➤ 2024 ➤ REDSHIRT FRESHMAN SEASON

Season: Has appeared in two games.

Kent State (9/21): Had a 61-yard kickoff and converted an extra-point attempt. **Illinois (9/28):** Converted on an extra-point.

BARKER'S CAREER KICKING STATISTICS

| | FGM-A | % | 0-19 | 20-29 | 30-39 | 40-49 | 50+ | LG | XP | PTS |
|--------|-------|---|------|-------|-------|-------|-----|----|-----|-----|
| 2024 | - | - | - | - | - | - | - | - | 2-2 | 2 |
| Career | - | - | - | - | - | - | - | - | 2-2 | 2 |

BARKER'S CAREER KICKOFF STATISTICS

| | KO | Yds. | Avg. | TB | OB |
|--------|----|------|------|----|----|
| 2024 | 1 | 61 | 61.0 | - | - |
| Career | 1 | 61 | 61.0 | - | - |

➤ BARKER'S CAREER HIGHS

| | |
|-----------------|---------------------------------------|
| Points Scored |1; Twice: Last Illinois, 9/28/24 |
| PATs Made |1; Twice: Last Illinois, 9/28/24 |
| PATs Attempted |1; Twice: Last Illinois, 9/28/24 |
| Kickoffs |1; Kent State, 9/21/24 |
| Kickoff Yards |61; Kent State, 9/21/24 |
| Kickoff Average |61.0; Kent State, 9/21/24 |
| Touchbacks |8; at Maryland. 11/4/23 |



HAKEEM BEAMON51

Defensive Tackle | 6-3 | 296
Redshirt Senior +
Midlothian, Va./Manchester
Major: Rehabilitation and Human Services

➤ 2024 ➤ REDSHIRT SENIOR (+) SEASON

Season: Has appeared in four games...Owns three tackles and 1.5 tackles for loss.

at West Virginia (8/31): Assisted on a tackle for loss. **Kent State (9/21):** Posted a tackle. **Illinois (9/28):** Recorded a tackle for loss.

BEAMON'S CAREER STATISTICS

| | UT-AT | TT | FF | FR | I | PBU | SACK | TFL |
|--------|-------|----|----|----|---|-----|-------|---------|
| 2019 | 1-1 | 2 | - | - | - | - | - | - |
| 2020 | 4-3 | 7 | - | - | - | - | - | 1.5-2 |
| 2021 | - | - | - | - | - | - | - | - |
| 2022 | 8-8 | 16 | - | - | - | 4 | - | 6.0-16 |
| 2023 | 8-4 | 12 | - | - | - | - | 1.0-8 | 1.5-9 |
| 2024 | 1-2 | 3 | - | - | - | - | - | 1.5-5 |
| Career | 22-18 | 40 | - | - | - | 4 | 1.0-8 | 10.5-32 |

➤ BEAMON'S CAREER HIGHS

| | |
|------------------|--|
| Tackles |3; Twice: Last Michigan State, 11/26/22 |
| Tackles for Loss |1.5; at Rutgers, 11/19/22 |
| Sacks |1; at Maryland, 11/4/23 |
| Pass Breakups |2; Northwestern, 10/1/22 |



ANTOINE BELGRAVE-SHORTER23

Cornerback | 6-0 | 194
Freshman
Jacksonville, Fla./Mandarin
Major: Division of Undergraduate Studies

➤ 2024 ➤ TRUE FRESHMAN SEASON

Season: Has appeared in one game.



ALEX BIRCHMEIER63

Offensive Line | 6-5 | 300
Redshirt Freshman
Ashburn, Va./Broad Run
Major: Division of Undergraduate Studies

➤ 2024 ➤ REDSHIRT FRESHMAN SEASON

Season: Has appeared in four games, primarily on special teams.



TY BLANDING 39

Defensive Tackle | 6-1 | 292
Redshirt Freshman
Bronx, N.Y./Christ the King
Major: Division of Undergraduate Studies

2024 REDSHIRT FRESHMAN SEASON

Season: Has appeared in two games.
Kent State (9/21): Recorded a tackle for loss.

BLANDING'S CAREER STATISTICS

| | UT-AT | TT | FF | FR | I | PBU | SACK | TFL |
|--------|-------|----|----|----|---|-----|------|-----|
| 2023 | - | - | - | - | - | - | - | - |
| 2024 | 1-0 | 1 | - | - | - | - | - | 1-1 |
| Career | 1-0 | 1 | - | - | - | - | - | 1-1 |

BEAMON'S CAREER HIGHS

Tackles.....1; Kent State, 9/21/24
Tackles for Loss1; Kent State, 9/21/24



EAGAN BOYER 64

Offensive Line | 6-8 | 273
Freshman
Cornelius, N.C./Hough
Major: Division of Undergraduate Studies

TRUE FRESHMAN SEASON

Season: Has appeared in one game.



ABDUL CARTER 11

Defensive End | 6-3 | 252
Junior
Philadelphia, Pa./La Salle College High School
Major: Communication Arts and Sciences

CAREER NOTES & RECORDS

Season: 2022: Joined Deion Barnes (10 TFL, 6 sacks; 2012) as the only Penn State freshmen to record 10-plus tackles for loss and 6-plus sacks in a season...Was one of eight linebackers (10 instances) to put up 10-plus tackles for loss and 6-plus sacks in a season at Penn State...Became the first PSU linebacker since Dan Connor (15 TFL, 6.5 sacks; 2007) to reach the milestone.
Game: 2024: Posted four tackles for loss against Illinois (9/28), the first Penn State player to do so in a game since Yetur Gross-Matos against Iowa in 2018.

2024 JUNIOR SEASON

Awards: Weekly: Named the Bednarik Award and Nagurski Trophy Defensive Player of the Week (Illinois - 9/28)...Earned Big Ten Defensive Player of the Week honors (Illinois - 9/28). Preseason: Named to the Bednarik Award, Butkus Award, Lombardi Award, Lott IMPACT Trophy, Nagurski Trophy, Reese's Senior Bowl and Walter Camp Player of the Year Award watch lists.
Season: Has started four games at defensive end...Owns 19 tackles (12 solo), 6.5 tackles for loss, three sacks, a forced fumble and two pass breakups.
at West Virginia (8/31): Made a solo tackle. Bowling Green (9/7): Posted seven tackles (5 solo) with one tackle for loss and a pass breakup...The pass breakup came on a batted down pass on fourth down in the second quarter. Kent State (9/21): Notched a solo sack in the second quarter...Added a half-tackle for loss later in the quarter. Illinois (9/28): Finished the game with a career-high four tackles for loss... Added two sacks and a forced a fumble on a sack late in the fourth quarter, which was recovered by Smith Vilbert...Also had a pass breakup.

CARTER'S CAREER STATISTICS

| | UT-AT | TT | FF | FR | I | PBU | SACK | TFL |
|--------|-------|-----|----|----|---|-----|----------|----------|
| 2022 | 36-20 | 56 | 2 | - | - | 4 | 6.5-59 | 10.5-64 |
| 2023 | 25-23 | 48 | 1 | - | 1 | 5 | 4.5-43 | 5.5-46 |
| 2024 | 12-7 | 19 | 1 | - | - | 2 | 3-12 | 6.5-26 |
| Career | 73-50 | 123 | 4 | - | 1 | 11 | 14.0-114 | 22.5-136 |

CARTER'S CAREER HIGHS

Tackles.....9; at Ohio State, 10/21/23
Tackles for Loss4; Illinois, 9/28/24
Sacks.....2; Three Times: Last Illinois, 9/28/24
Forced Fumbles.....1; Four Times: Last Illinois, 9/28/24
Interceptions.....1; at Illinois, 9/16/23
Long Interception Return18; at Illinois, 9/16/23
Pass Breakups1; 11 Times: Last Illinois, 9/28/24



BEN CHIZMAR 49

Linebacker | 6-0 | 224
Redshirt Junior
Gibsonia, Pa./Mars Area
Major: Security and Risk Analysis

2024 REDSHIRT JUNIOR SEASON

Season: Has appeared in one game.
Kent State (9/21): Assisted on a tackle.

CHIZMAR'S CAREER STATISTICS

| | UT-AT | TT | FF | FR | I | PBU | SACK | TFL |
|--------|-------|----|----|----|---|-----|------|-----|
| 2024 | 0-1 | 1 | - | - | - | - | - | - |
| Career | 0-1 | 1 | - | - | - | - | - | - |

CARTER'S CAREER HIGHS

Tackles.....1; Kent State, 9/21/24



LIAM CLIFFORD 2

Wide Receiver | 6-1 | 208
Redshirt Junior
Maineville, Ohio/St. Xavier
Major: Advertising and Public Relations

2024 JUNIOR SEASON

Season: Has appeared in four games, making three starts...Owns five receptions for 73 yards and a touchdown.
Kent State (9/21): Caught a 14-yard touchdown pass in the second quarter, his first career touchdown grab...Posted a career-high 64 yards on three receptions...Made a career-long 38-yard reception in the second quarter. Illinois (9/28): Recorded nine yards on a pair of receptions.

CLIFFORD'S CAREER STATISTICS

| | Att.-Yds. | Avg. | TD | LG | Rec.-Yds. | Avg. | TD | LG |
|--------|-----------|------|----|----|-----------|------|----|----|
| 2022 | - | - | - | - | 8-89 | 11.1 | - | 20 |
| 2023 | - | - | - | - | 13-130 | 10.0 | - | 33 |
| 2024 | - | - | - | - | 5-73 | 14.6 | 1 | 38 |
| Career | - | - | - | - | 26-292 | 11.2 | 1 | 38 |

CLIFFORD'S CAREER HIGHS

Receptions 3; Three Times: Last Kent State, 9/21/24
Receiving Yards 64; Kent State, 9/21/24
Touchdowns 1; Kent State, 9/21/24
Longest Reception 38 yards; Kent State, 9/21/24



AUDAVION COLLINS 29

Cornerback | 5-11 | 180
Redshirt Sophomore
Covington, Ga./Newton/Mississippi State
Major: Telecommunications

2024 JUNIOR SEASON

Season: Has appeared in four games.
at West Virginia (8/31): Made a solo tackle. Bowling Green (9/7): Assisted on a tackle. Kent State (9/21): Posted a solo tackle.

COLLINS' CAREER STATISTICS

| | UT-AT | TT | FF | FR | I | PBU | SACK | TFL |
|--------|-------|----|----|----|---|-----|------|-------|
| 2023 | 3-0 | 3 | - | - | - | - | - | 1.0-1 |
| 2024 | 2-1 | 3 | - | - | - | - | - | - |
| Career | 5-1 | 6 | - | - | - | - | - | 1.0-1 |

COLLINS' CAREER HIGHS

Tackles 2; Delaware, 9/9/23
Tackles for Loss 1.0; Delaware, 9/9/23



COOPER COUSINS 50

Offensive Line | 6-6 | 316
Freshman
Erie, Pa./McDowell
Major: Division of Undergraduate Studies

2024 TRUE FRESHMAN SEASON

Awards: Named a true freshman preseason All-American by 247Sports, ESPN and On3...Earned a spot on the Maxwell Football Club's Shaun Alexander Freshman of the Year watch list.
Season: Has appeared in four games.
Kent State (9/21): Saw significant action on the offensive line...Penn State had a school record 718 yards of offense...The Nittany Lions had a school record 40 first downs...Penn State's 409 passing yards are the fifth highest total in school history. Illinois (9/28): Saw time with the offense...Helped pave way for the offense to gain 239 yards on the ground with three rushing touchdowns...Kaytron Allen rushed for 102 yards and a touchdown, while Nicholas Singleton added 94 yards and a score.



JERRY CROSS 88

Tight End | 6-5 | 268
Redshirt Sophomore
Milwaukee, Wis./Rufus King
Major: Telecommunications

2024 REDSHIRT SOPHOMORE SEASON

Season: Has appeared in one game.



AMIEL DAVIS 30

Running Back | 6-0 | 214
Redshirt Junior
Voorhees, N.J./Eastern Regional/Marist College
Major: Biobehavioral Health

2024 REDSHIRT JUNIOR SEASON

Season: Has appeared in one game.



NICK DAWKINS 53

Offensive Line | 6-4 | 298
Redshirt Senior
Allentown, Pa./Parkland
Major: Organization Development and Change Essentials

2024 REDSHIRT SENIOR SEASON

Season: Has started four games at center...Voted a team captain.
at West Virginia (8/31): Made first career start...Penn State gained 457 yards on 60 plays (7.6 yards per play)...The Nittany Lions threw for 235 yards and rushed for 222 yards, while not allowing a sack... PSU tallied eight runs of 10+ yards. Bowling Green (9/7): Penn State had nine plays of 20+ yards (five passes, four rushes)...PSU collected 438 total yards, throwing for 204 yards and rushing for 234 yards... The Nittany Lions had two 100-yard rushers (Nicholas Singleton - 119; Kaytron Allen - 101). Kent State (9/21): Penn State had a school record 718 yards of offense...The Nittany Lions had a school record 40 first downs...Penn State's 409 passing yards are the fifth highest total in school history. Illinois (9/28): Helped pave way for the offense to gain 239 yards on the ground with three rushing touchdowns... Kaytron Allen rushed for 102 yards and a touchdown, while Nicholas Singleton added 94 yards and a score.



DOMINIC DELUCA 0

Linebacker | 6-1 | 230
Redshirt Junior
West Pittston, Pa./Wyoming Area
Major: Agribusiness Management

2024 REDSHIRT JUNIOR SEASON

Season: Has appeared in three games, making six tackles...Voted a team captain.
at West Virginia (8/31): Posted five total tackles (2 solo). Bowling Green (9/7): Assisted on a tackle.

DELUCA'S CAREER STATISTICS

| | UT-AT | TT | FF | FR | I | PBU | SACK | TFL |
|--------|-------|----|----|----|---|-----|-------|--------|
| 2022 | 18-11 | 29 | - | - | - | 1 | 1.0-3 | 2.0-6 |
| 2023 | 17-12 | 29 | 2 | - | 2 | 3 | 1.0-5 | 4.5-14 |
| 2024 | 2-4 | 6 | - | - | - | - | - | - |
| Career | 37-27 | 64 | 2 | - | 2 | 4 | 2.0-8 | 6.5-20 |

DELUCA'S CAREER HIGHS

Tackles 6; at Illinois, 9/16/23
Tackles for Loss 1.5; at Rutgers, 11/19/22
Sacks 1; Twice: Last West Virginia, 9/2/23
Forced Fumbles 1; Twice: Last Iowa, 9/23/23
Interceptions 1; Twice: Last at Maryland, 11/4/23
Long Interception Return 35; at Maryland, 11/4/23
Pass Breakups 1; Four Times: Last at Maryland, 11/4/23
Blocked Kicks 1; Twice: Last UMass, 10/14/23



TYSEER DENMARK 4

Wide Receiver | 5-10 | 177
Freshman
Philadelphia, Pa./Imhotep Charter
Major: Division of Undergraduate Studies

> 2024 > FRESHMAN SEASON

Season: Has appeared in one game.

Kent State (9/21): Made a 13-yard grab

DENMARK'S CAREER STATISTICS

| | Att.-Yds. | Avg. | TD | LG | Rec.-Yds. | Avg. | TD | LG |
|--------|-----------|------|----|----|-----------|------|----|----|
| 2024 | - | - | - | - | 1-13 | 13.0 | - | 13 |
| Career | - | - | - | - | 1-13 | 13.0 | - | 13 |

> DENMARK'S CAREER HIGHS

Receptions.....1; Kent State, 9/21/24
Receiving Yards.....13;Kent State, 9/21/24
Longest Reception13 yards; Kent State, 9/21/24



DANI DENNIS-SUTTON 33

Defensive End | 6-5 | 266
Junior
Millsboro, Del./McDonogh School (Md.)
Major: Telecommunications

> 2024 > JUNIOR SEASON

Awards: *Preseason*: Named to the Lott IMPACT Trophy watch list.

Season: Has started four games at defensive end.

at West Virginia (8/31): Recovered a fumble in the fourth quarter...Added a pass breakup and solo tackle. Bowling Green (9/7): Posted a pair of tackles. Kent State (9/21): Recorded a strip-sack in the first quarter...Finished with two tackles. Illinois (9/28): Notched a solo sack on an intentional grounding call.

DENNIS-SUTTON'S CAREER STATISTICS

| | UT-AT | TT | FF | FR | I | PBU | SACK | TFL |
|--------|-------|----|----|----|---|-----|--------|---------|
| 2022 | 11-6 | 17 | - | - | 1 | 1 | 3.0-21 | 3.5-22 |
| 2023 | 17-9 | 26 | 2 | 1 | - | 1 | 3.5-29 | 6.0-33 |
| 2024 | 4-2 | 6 | 1 | 1 | - | 1 | 2.0-10 | 2.0-10 |
| Career | 32-17 | 49 | 3 | 2 | 1 | 3 | 8.5-60 | 11.5-65 |

> DENNIS-SUTTON'S CAREER HIGHS

Tackles.....6; Indiana, 10/28/23
Tackles for Loss2; Twice: Last Michigan, 11/11/23
Sacks.....2; Central Michigan, 9/24/22
Forced Fumbles.....1; Three Times: Last Kent State, 9/21/24
Fumble Recoveries1; Twice: Last at West Virginia, 8/31/24
Interceptions.....1; at Indiana, 11/5/22
Long Interception Return20; at Indiana, 11/5/22
Pass Breakups1; Three Times: Last at West Virginia, 8/31/24



KHALIL DINKINS 16

Tight End | 6-4 | 252
Redshirt Junior
Wexford, Pa./North Allegheny
Major: Telecommunications

> 2024 > REDSHIRT JUNIOR SEASON

Season: Has appeared in three games.

Bowling Green (9/7): Recorded a 7-yard reception. Kent State (9/21): Caught a 13-yard touchdown pass in the third quarter.

DINKINS' CAREER STATISTICS

| | Att.-Yds. | Avg. | TD | LG | Rec.-Yds. | Avg. | TD | LG |
|--------|-----------|------|----|----|-----------|------|----|----|
| 2022 | - | - | - | - | 4-53 | 13.3 | 1 | 28 |
| 2023 | - | - | - | - | 5-57 | 11.4 | 2 | 16 |
| 2024 | - | - | - | - | 2-20 | 10.0 | 1 | 13 |
| Career | - | - | - | - | 11-130 | 11.8 | 4 | 28 |

> DINKINS' CAREER HIGHS

Receptions.....1; 11 Times: Last Kent State, 9/21/24
Receiving Yards.....28; Ohio, 9/10/22
Receiving Touchdowns1; Four Times: Last Kent State, 9/21/24
Longest Reception28 yards; Ohio, 9/10/22



KOLIN DINKINS 31

Safety | 6-2 | 203
Redshirt Sophomore
Wexford, Pa./North Allegheny
Major: Telecommunications

> 2024 > REDSHIRT SOPHOMORE SEASON

Season: Has appeared in four games on special teams.

DINKINS' CAREER STATISTICS

| | UT-AT | TT | FF | FR | I | PBU | SACK | TFL |
|--------|-------|----|----|----|---|-----|------|-----|
| 2023 | 1-0 | 1 | - | - | - | - | - | - |
| 2024 | - | - | - | - | - | - | - | - |
| Career | 1-0 | 1 | - | - | - | - | - | - |

> DINKINS' CAREER HIGHS

Tackles.....1; West Virginia, 9/2/23



ANTHONY DONKOH 68

Offensive Line | 6-5 | 330
Redshirt Freshman
Aldie, Va./Lightridge
Major: Division of Undergraduate Studies

► 2024 ► REDSHIRT FRESHMAN SEASON

Season: Has started four games at right tackle.

at West Virginia (8/31): Made first career start...Penn State gained 457 yards on 60 plays (7.6 yards per play)...The Nittany Lions threw for 235 yards and rushed for 222 yards, while not allowing a sack... PSU tallied eight runs of 10+ yards. **Bowling Green (9/7):** Penn State had nine plays of 20+ yards (five passes, four rushes)...PSU collected 438 total yards, throwing for 204 yards and rushing for 234 yards... The Nittany Lions had two 100-yard rushers (Nicholas Singleton - 119; Kaytron Allen - 101). **Kent State (9/21):** Penn State had a school record 718 yards of offense...The Nittany Lions had a school record 40 first downs...Penn State's 409 passing yards are the fifth highest total in school history. **Illinois (9/28):** Helped pave way for the offense to gain 239 yards on the ground with three rushing touchdowns... Kaytron Allen rushed for 102 yards and a touchdown, while Nicholas Singleton added 94 yards and a score.



ZANE DURANT 28

Defensive Tackle | 6-1 | 288
Junior
Lake Nona, Fla./Lake Nona
Major: Human Development and Family Studies

► 2024 ► JUNIOR SEASON

Season: Has started four games at defensive tackle...Named the coaching staff's Defensive Player of the Game twice (Bowling Green - 9/7; Illinois - 9/28).

at West Virginia (8/31): Tallied four tackles (2 solo)...Recorded a solo sack in the third quarter and finished the game with 1.5 tackles for loss. **Bowling Green (9/7):** Assisted on a tackle. **Kent State (9/21):** Posted a tackle for loss...Added a quarterback hurry and pass breakup. **Illinois (9/28):** Recorded four solo stops, two tackles for loss and a sack...Solo sack came in the fourth quarter.

DURANT'S CAREER STATISTICS

| | UT-AT | TT | FF | FR | I | PBU | SACK | TFL |
|--------|-------|----|----|----|---|-----|--------|---------|
| 2022 | 1-4 | 5 | - | - | - | - | 1.0-8 | 1.0-8 |
| 2023 | 12-5 | 17 | - | 1 | - | - | 2.0-17 | 5.5-28 |
| 2024 | 7-3 | 10 | - | - | - | - | 2.0-16 | 4.5-22 |
| Career | 20-12 | 32 | - | 1 | - | - | 5.0-41 | 11.0-58 |

► DURANT'S CAREER HIGHS

Tackles4; Four Times: Last Illinois, 9/28/24
Tackles for Loss3.0; at Northwestern, 9/30/23
Sacks1; Five Times: Last Illinois, 9/28/24
Fumble Recoveries1; at Maryland, 11/4/23



TYLER DUZANSKY 48

Long Snapper | 6-4 | 216
Redshirt Junior
Glen Ellyn, Ill./St. Francis Prep
Major: Supply Chain and Information Systems

► 2024 ► REDSHIRT JUNIOR SEASON

Season: Has appeared in four games as Penn State's primary long snapper.

at West Virginia (8/31): Riley Thompson averaged 44.0 yards per punt on four punts. **Bowling Green (9/7):** Sander Sahaydak drilled a career-long 43-yard field goal in the second quarter and a 28 yarder late in the second quarter...Thompson blasted a 56-yard punt in the first quarter and finished the day averaging 47.0 yards on four punts. **Kent State (9/21):** Kicker Sander Sahaydak was 7-7 on extra-point attempts. **Illinois (9/28):** Thompson landed a punt inside the 10 in the second quarter.

DUZANSKY'S CAREER STATISTICS

| | UT-AT | TT | FF | FR | I | PBU | SACK | TFL |
|--------|-------|----|----|----|---|-----|------|-----|
| 2022 | - | - | - | - | - | - | - | - |
| 2023 | 5-1 | 6 | - | - | - | - | - | - |
| 2024 | - | - | - | - | - | - | - | - |
| Career | 5-1 | 6 | - | - | - | - | - | - |

► DUZANSKY'S CAREER HIGHS

Tackles2; Twice: Last vs. Ole Miss, 12/30/23



TYLER ELSDON 43

Linebacker | 6-2 | 230
Senior
Frackville, Pa./North Schuylkill
Major: Health Policy and Administration

► 2024 ► REDSHIRT FRESHMAN SEASON

Season: Has appeared in four games, making nine tackles.

at West Virginia (8/31): Assisted on four tackles. **Bowling Green (9/7):** Made three tackles and broke up a pass. **Kent State (9/21):** Broke up a pass. **Illinois (9/28):** Made two solo stops.

ELSDON'S CAREER STATISTICS

| | UT-AT | TT | FF | FR | I | PBU | SACK | TFL |
|--------|-------|----|----|----|---|-----|-------|-------|
| 2020 | 1-0 | 1 | - | - | - | - | - | - |
| 2021 | 9-2 | 11 | - | - | - | - | - | - |
| 2022 | 25-19 | 44 | - | 1 | - | 1 | 1.0-2 | 3.0-6 |
| 2023 | 16-5 | 21 | - | 1 | - | 2 | - | 1.0-3 |
| 2024 | 3-6 | 9 | - | - | - | 2 | - | - |
| Career | 54-32 | 86 | - | 2 | - | 5 | 1.0-2 | 4.0-9 |

► ELSDON'S CAREER HIGHS

Tackles6; Three Times: Last vs. Utah, 1/2/23
Tackles for Loss1.0; Three Times: Last at Maryland, 11/4/23
Sacks1.0; at Rutgers, 11/19/22
Fumble Recoveries1; Twice: Last at Ohio State, 10/21/23
Pass Breakups1; Five Times: Last Kent State, 9/21/24



OMARI EVANS 5

Wide Receiver | 6-0 | 188
Junior
Killeen, Texas/Shoemaker
Major: Telecommunications

2024 JUNIOR SEASON

Awards: Preseason: Named to the Earl Campbell Tyler Rose Award watch list.
Season: Has appeared in four games...Owns nine receptions for 217 yards and a two touchdowns.
at West Virginia (8/31): Posted two receptions, including a 55-yard catch late in the second quarter to set up a touchdown on the next play. **Bowling Green (9/7):** Made two grabs for 34 yards and a touchdown...Score came on a 29-yard catch in the second quarter. **Kent State (9/21):** Had a career-best 116 receiving yards on a career-high four receptions, marking his first career 100-yard receiving game...Had a 59-yard touchdown grab in the third quarter...Added a 38-yard reception in the second quarter. **Illinois (9/28):** Made a 12-yard catch.

EVANS' CAREER STATISTICS

| | Att.-Yds. | Avg. | TD | LG | Rec.-Yds. | Avg. | TD | LG |
|--------|-----------|------|----|----|-----------|------|----|----|
| 2022 | 1-7 | 7.0 | - | 7 | 5-55 | 11.0 | 1 | 32 |
| 2023 | - | - | - | - | 4-94 | 23.5 | 1 | 60 |
| 2024 | - | - | - | - | 9-217 | 24.1 | 2 | 59 |
| Career | 1-7 | 7.0 | - | 7 | 18-366 | 20.3 | 4 | 60 |

EVANS' CAREER HIGHS

Receptions 4; Kent State, 9/21/24
Receiving Yards 116; Kent State, 9/21/24
Receiving Touchdowns 1; Four Times: Last Kent State, 9/21/24
Longest Reception 60; vs. Michigan State, 11/24/23
Rushing Attempts 1; Minnesota, 10/22/22
Rushing Yards 7; Minnesota, 10/22/22
Longest Rush 7; Minnesota, 10/22/22



JULIAN FLEMING 3

Wide Receiver | 6-2 | 308
Senior
Catawissa, Pa./Southern Columbia/Ohio State
Major: Communication Arts and Sciences

2024 SENIOR SEASON

Season: Has appeared in four games.
Bowling Green (9/7): Made a 3-yard reception. **Kent State (9/21):** Posted a 21-yard reception in the first quarter and a 39-yard reception in the second quarter. **Illinois (9/28):** Made two grabs for 9 yards.

FLEMING'S CAREER STATISTICS

| | Att.-Yds. | Avg. | TD | LG | Rec.-Yds. | Avg. | TD | LG |
|--------|-----------|------|----|----|-----------|------|----|----|
| 2020* | - | - | - | - | 7-74 | 10.6 | - | 23 |
| 2021* | - | - | - | - | 12-86 | 7.2 | 1 | 17 |
| 2022* | - | - | - | - | 34-533 | 15.7 | 6 | 79 |
| 2023* | - | - | - | - | 26-270 | 10.4 | - | 37 |
| 2024 | - | - | - | - | 5-72 | 14.4 | - | 39 |
| Career | - | - | - | - | 84-1,035 | 12.3 | 7 | 79 |

FLEMING'S CAREER RETURN STATISTICS

| | KR-Yds. | Avg. | TD | LG | PR-Yds. | Avg. | TD | LG |
|--------|---------|------|----|----|---------|------|----|----|
| 2020* | - | - | - | - | - | - | - | - |
| 2021* | 3-22 | 7.3 | - | 11 | - | - | - | - |
| 2022* | - | - | - | - | - | - | - | - |
| 2023* | - | - | - | - | 1-3 | 3.0 | - | 3 |
| 2024 | - | - | - | - | - | - | - | - |
| Career | 3-22 | 7.3 | - | 11 | 1-3 | 3.0 | - | 3 |

FLEMING'S CAREER HIGHS

Receptions 6; at Indiana, 9/22/23*
Receiving Yards 105; Iowa, 10/22/22*
Receiving Touchdowns 2; Toledo, 9/17/22*
Longest Reception 79 yards; Iowa, 10/22/22*
Kick Returns 2; at Michigan, 11/27/21
Kick Return Yards 11; Twice: Last Michigan State, 11/20/21
Long Kick Return 11; Twice: Last Michigan State, 11/20/21
Punt Returns 1; Penn State, 10/21/23
Punt Return Yards 3; Penn State, 10/21/23
Long Punt Return 3; Penn State, 10/21/23

* at Ohio State (2020-23)



MEHKI FLOWERS 80

Wide Receiver | 6-0 | 194
Redshirt Sophomore
Harrisburg, Pa./Central Dauphin East
Major: Recreation, Park an Tourism Management

2024 REDSHIRT FRESHMAN SEASON

Season: Has appeared in three games on special teams.

FLOWERS' CAREER STATISTICS

| | Att.-Yds. | Avg. | TD | LG | Rec.-Yds. | Avg. | TD | LG |
|--------|-----------|------|----|----|-----------|------|----|----|
| 2023 | - | - | - | - | - | - | - | - |
| 2024 | - | - | - | - | - | - | - | - |
| Career | - | - | - | - | - | - | - | - |



ALONZO FORD JR. 50

Defensive Tackle | 6-2 | 319
Redshirt Senior
Richmond, Va./Varina/Old Dominion
Major: Criminology

2024 REDSHIRT SENIOR SEASON

Season: Has appeared in four games.
Bowling Green (9/7): Made a solo tackle. **Kent State (9/21):** Assisted on a tackle.


FORD'S CAREER STATISTICS

| | UT-AT | TT | FF | FR | I | PBU | SACK | TFL |
|--------|-------|----|----|----|---|-----|--------|--------|
| 2021* | 12-30 | 42 | 1 | 1 | - | - | 0.5-3 | 2.5-5 |
| 2022* | 14-18 | 32 | - | - | - | - | 3.5-25 | 5.0-28 |
| 2023 | - | - | - | - | - | - | - | - |
| 2024 | 1-1 | 2 | - | - | - | - | - | - |
| Career | 26-46 | 72 | 1 | 1 | - | - | 4.0-28 | 7.5-33 |

FORD'S CAREER HIGHS

Tackles.....7; Buffalo, 9/25/21
Tackles for Loss2.0; Twice: Last Liberty, 10/1/22
Sacks.....2.0; Liberty, 10/1/22
Forced Fumbles.....1; at Wake Forest, 9/3/21
Fumble Recoveries1; Buffalo, 9/25/21

* at Old Dominion (2021-22).




XAVIER GILLIAM54

Defensive Tackle | 6-2 | 306
Freshman
Montgomery Village, Md./Quince Orchard
Major: Division of Undergraduate Studies

2024 TRUE FRESHMAN SEASON

Season: Has appeared in one game.



MAX GRANVILLE18

Defensive End | 6-3 | 229
Freshman
Sugar Land, Texas/Fort Bend Christian Academy
Major: Division of Undergraduate Studies

2024 TRUE FRESHMAN SEASON

Season: Has appeared in one game.


Kent State (9/21): Broke up a pass on a quarterback hit.

GRANVILLE'S CAREER STATISTICS

| | UT-AT | TT | FF | FR | I | PBU | SACK | TFL |
|--------|-------|----|----|----|---|-----|------|-----|
| 2024 | - | - | - | - | - | 1 | - | - |
| Career | - | - | - | - | - | 1 | - | - |

GRANVILLE'S CAREER HIGHS

Pass Breakups1; Kent State, 9/21/24



A.J. HARRIS4

Cornerback | 6-1 | 193
Sophomore
Phenix City, Ala./Central/Georgia
Major: Division of Undergraduate Studies

2024 SOPHOMORE SEASON

Season: Has played in four games at cornerback, making three starts...Owns 11 tackles, one interception and two pass breakups.

at West Virginia (8/31): Assisted on three tackles...Added a pass breakup. Bowling Green (9/7): Made four tackles. Illinois (9/28): Grabbed his first career interception in the fourth quarter and returned it 20 yards...Also recorded four tackles (2 solo) and broke up a pass.


HARRIS' CAREER STATISTICS

| | UT-AT | TT | FF | FR | I | PBU | SACK | TFL |
|--------|-------|----|----|----|---|-----|------|-----|
| 2023* | 3-5 | 8 | - | - | - | - | - | - |
| 2024 | 3-8 | 11 | - | - | 1 | 2 | - | - |
| Career | 6-13 | 19 | - | - | 1 | 2 | - | - |

HARRIS' CAREER HIGHS

Tackles.....4; Three Times: Last Illinois, 9/28/24
Interceptions.....1; Illinois, 9/28/24
Pass Breakups.....1; Twice: Last Illinois, 9/28/24

* at Georgia (2023)



JAYLEN HARVEY44

Defensive End | 6-2 | 263
Freshman
Gaithersburg, Md./Quince Orchard
Major: Division of Undergraduate Studies

2024 TRUE FRESHMAN SEASON

Season: Has appeared in one game.



TYLER HOLZWORTH34

Running Back | 6-0 | 221
Redshirt Junior
Milford, N.J./Delaware Valley Regional/Delaware Valley
Major: Agribusiness Management

2024 REDSHIRT JUNIOR SEASON

Season: Has appeared in one game.

HOLZWORTH'S CAREER STATISTICS

| | Att.-Yds. | Avg. | TD | LG | Rec.-Yds. | Avg. | TD | LG |
|--------|-----------|------|----|----|-----------|------|----|----|
| 2022 | 6-19 | 3.2 | - | 7 | 2-16 | 8.0 | - | 9 |
| 2023 | 3-4 | 1.3 | - | - | - | - | - | - |
| Career | 9-23 | 2.6 | - | 7 | 2-16 | 8.0 | - | 9 |

HOLZWORTH'S CAREER HIGHS

Rushing Attempts3; Twice: Last Delaware, 9/9/23
Rushing Yards.....14; Maryland, 11/12/22
Longest Rush.....7 yards; Maryland, 11/12/22

Receptions1; Twice: Last Maryland, 1/12/22
Receiving Yards.....9; at Indiana, 11/5/22
Longest Reception9; at Indiana, 11/5/22



OLAIVAVEGA IOANE71

Offensive Line | 6-4 | 348
Redshirt Sophomore
Graham, Wash./Graham-Kapowsin
Major: Telecommunications

2024 REDSHIRT SOPHOMORE SEASON

Awards: Preseason: Named to the Polynesian Football Player of the Year Award watch list.

Season: Has started four games at left guard.

at West Virginia (8/31): Penn State gained 457 yards on 60 plays (7.6 yards per play)...The Nittany Lions threw for 235 yards and rushed for 222 yards, while not allowing a sack...PSU tallied eight runs of 10+ yards. Bowling Green (9/7): Penn State had nine plays of 20+ yards (five passes, four rushes)...PSU collected 438 total yards, throwing for 204 yards and rushing for 234 yards...The Nittany Lions had two 100-yard rushers (Nicholas Singleton - 119; Kaytron Allen - 101). Kent State (9/21): Penn State had a school record 718 yards of offense...The Nittany Lions had a school record 40 first downs...Penn State's 409 passing yards are the fifth highest total in school history. Illinois (9/28): Helped pave way for the offense to gain 239 yards on the ground with three rushing touchdowns...Kaytron Allen rushed for 102 yards and a touchdown, while Nicholas Singleton added 94 yards and a score.



ANTHONY IVEY 12

Wide Receiver | 5-11 | 187
Redshirt Sophomore
Lancaster, Pa./Manheim Township
Major: Telecommunications

➤ 2024 ➤ REDSHIRT SOPHOMORE SEASON

Season: Has appeared in two games.

Kent State (9/21): Made a 15-yard reception, the first catch of his career.

IVEY'S CAREER STATISTICS

| | Att.-Yds. | Avg. | TD | LG | Rec.-Yds. | Avg. | TD | LG |
|--------|-----------|------|----|----|-----------|------|----|----|
| 2024 | - | - | - | - | 1-15 | 15.0 | - | 15 |
| Career | - | - | - | - | 1-15 | 15.0 | - | 15 |

➤ IVEY'S CAREER HIGHS

Receptions.....1; Kent State, 9/21/24
Receiving Yards.....15; Kent State, 9/21/24
Longest Reception.....15 yards; Kent State, 9/21/24



COZIAH IZZARD 99

Defensive Tackle | 6-3 | 305
Senior
Columbia, Md./DeMatha Catholic
Major: Telecommunications

➤ 2024 ➤ SENIOR SEASON

Season: Has appeared in four games.

at West Virginia (8/31): Assisted on a tackle. Bowling Green (9/7): Posted a tackle for loss.

IZZARD'S CAREER STATISTICS

| | UT-AT | TT | FF | FR | I | PBU | SACK | TFL |
|--------|-------|----|----|----|---|-----|--------|---------|
| 2021 | 11-10 | 21 | 1 | - | - | - | 2.0-14 | 3.0-15 |
| 2022 | 7-3 | 10 | - | - | - | - | 2.0-12 | 4.0-21 |
| 2023 | 7-9 | 16 | 1 | - | - | - | 3-11 | 3.5-12 |
| 2024 | 2-2 | 4 | - | - | - | - | - | 1.5-2 |
| Career | 27-24 | 51 | 2 | - | - | - | 7-37 | 12.0-50 |

➤ IZZARD'S CAREER HIGHS

Tackles.....5; Illinois, 10/23/21
Tackles for Loss.....2.0; Twice: Last at Illinois, 9/16/23
Sacks.....2.0; at Illinois, 9/16/23
Forced Fumbles.....1; Rutgers, 11/20/21



DVON J-THOMAS 91

Defensive Tackle | 6-1 | 305
Redshirt Senior +
Burtonsville, Md./McDonogh School
Major: Journalism

➤ 2024 ➤ REDSHIRT SENIOR (+) SEASON

Awards: Preseason: Named to the Polynesian Football Player of the Year Award watch list.

Season: Has started four games...Owns eight tackles (4 solo) and a tackle for loss.

at West Virginia (8/31): Posted two tackles. Bowling Green (9/7): Made four tackles (2 solo), including a tackle loss. Kent State (9/21): Assisted on a tackle. Illinois (9/28): Posted a solo tackle.

J-THOMAS' CAREER STATISTICS

| | UT-AT | TT | FF | FR | I | PBU | SACK | TFL |
|--------|-------|----|----|----|---|-----|--------|---------|
| 2020 | 3-0 | 3 | - | - | - | - | 1.0-10 | 1.0-10 |
| 2021 | 7-8 | 15 | - | 1 | - | - | - | 1.5-1 |
| 2022 | 6-9 | 15 | 1 | - | - | 1 | 1.0-9 | 2.0-12 |
| 2023 | 14-12 | 26 | - | - | - | - | - | 5.0-14 |
| 2024 | 4-4 | 8 | - | - | - | - | - | 1.0-5 |
| Career | 34-33 | 67 | 1 | 1 | - | 1 | 2.0-19 | 10.5-42 |

➤ J-THOMAS' CAREER HIGHS

Tackles.....5; UMass, 10/14/23
Tackles for Loss.....2.5; UMass, 10/14/23
Sacks.....1.0; Twice: Last at Indiana, 11/5/22
Forced Fumbles.....1; at Michigan, 10/15/22
Fumble Recoveries.....1; Illinois, 10/23/21
Pass Breakups.....1; Michigan State, 11/26/22



TYLER JOHNSON 8

Wide Receiver | 6-0 | 188
Redshirt Sophomore
Martinsville, Va./Magna Vista
Major: Recreation, Parks & Tourism Management

➤ 2024 ➤ REDSHIRT SOPHOMORE SEASON

Season: Has appeared in three games.

JOHNSON'S CAREER STATISTICS

| | Att.-Yds. | Avg. | TD | LG | Rec.-Yds. | Avg. | TD | LG |
|--------|-----------|------|----|----|-----------|------|----|----|
| 2023 | - | - | - | - | - | - | - | - |
| Career | - | - | - | - | - | - | - | - |



JALEN KIMBER 3

Cornerback | 6-0 | 184
Redshirt Senior
Merrillville, Ind./Mansfield Timberview/Georgia/Florida
Major: Sociology

➤ 2024 ➤ REDSHIRT SENIOR SEASON

Season: Has appeared in four games, making three starts.

at West Virginia (8/31): Posted three tackles and broke up a pass. Bowling Green (9/7): Made two tackles. Kent State (9/21): Tallied two tackles. Illinois (9/28): Made a solo stop.

KIMBER'S CAREER STATISTICS

| | UT-AT | TT | FF | FR | I | PBU | SACK | TFL |
|--------|-------|----|----|----|---|-----|------|-----|
| 2020* | 1-0 | 1 | - | - | - | - | - | - |
| 2021* | 1-0 | 1 | - | - | - | - | - | - |
| 2022** | 8-5 | 13 | - | - | 1 | 1 | - | - |
| 2023** | 18-5 | 23 | - | 1 | - | 5 | - | - |
| 2024 | 6-2 | 8 | - | - | - | 1 | - | - |
| Career | 34-12 | 46 | - | 1 | 1 | 7 | - | - |

► KIMBER'S CAREER HIGHS

Tackles..... 5; at LSU, 11/11/23**
Fumble Recoveries..... 1; Vanderbilt, 10/7/23**
Interceptions..... 1; South Florida, 9/17/22**
Pass Breakups..... 2; Vanderbilt, 10/7/23**

* at Georgia (2020-21)
** at Florida (2022-23)



KOBE KING 41

Linebacker | 6-1 | 248
Redshirt Junior
Detroit, Mich./Cass Tech
Major: Recreation, Park and Tourism Management

► 2024 ► REDSHIRT JUNIOR SEASON

Awards: **Preseason:** Named to the Butkus Award watch list.

Season: Has started four games...Voted a team captain.

at West Virginia (8/31): Posted three tackles. **Bowling Green (9/7):** Made seven tackles (4 solo).
Kent State (9/21): Made a solo tackle. **Illinois (9/28):** Recorded a solo sack in the second quarter and added a half-tackle for loss later in the quarter...Finished with seven tackles (4 solo).

KING'S CAREER STATISTICS

| | UT-AT | TT | FF | FR | I | PBU | SACK | TFL |
|--------|-------|-----|----|----|---|-----|-------|---------|
| 2021 | 1-2 | 3 | - | - | - | - | - | - |
| 2022 | 20-21 | 41 | - | 1 | - | 3 | - | 4.0-10 |
| 2023 | 39-20 | 59 | - | 1 | - | - | 1.5-5 | 6.0-18 |
| 2024 | 10-8 | 18 | - | - | - | - | 1.0-3 | 1.5-3 |
| Career | 70-51 | 121 | - | 2 | - | 3 | 2.5-8 | 11.5-31 |

► KING'S CAREER HIGHS

Tackles..... 10; Rutgers, 11/18/23
Tackles for Loss..... 2.5; at Indiana, 11/5/22
Sacks..... 1.0; Twice: Last Illinois, 9/28/24
Fumble Recoveries..... 1; Twice: Last at Illinois, 9/16/23
Long Fumble Return..... 14; at Rutgers, 11/19/22
Pass Breakups..... 1; Three Times: Last vs. Utah, 1/2/23



DEJUAN LANE 10

Safety | 6-2 | 211
Freshman
Jessup, Md./Gilman School
Major: Division of Undergraduate Studies

► 2024 ► TRUE FRESHMAN SEASON

Season: Has appeared in four games.

Kent State (9/21): Assisted on two tackles.

LANE'S CAREER STATISTICS

| | UT-AT | TT | FF | FR | I | PBU | SACK | TFL |
|--------|-------|----|----|----|---|-----|------|-----|
| 2024 | 0-2 | 2 | - | - | - | - | - | - |
| Career | 0-2 | 2 | - | - | - | - | - | - |

► LANE'S CAREER HIGHS

Tackles..... 2; Kent State, 9/21/24



QUINTON MARTIN JR. 25

Running Back | 6-1 | 202
Freshman
Belle Vernon, Pa./Belle Vernon
Major: Division of Undergraduate Studies

► 2024 ► TRUE FRESHMAN SEASON

Season: Has appeared in one game.

Kent State (9/21): Had seven rushes for 24 yards, including a long run of 10 yards.

MARTIN'S CAREER STATISTICS

| | Att.-Yds. | Avg. | TD | LG | Rec.-Yds. | Avg. | TD | LG |
|--------|-----------|------|----|----|-----------|------|----|----|
| 2024 | 7-24 | 3.4 | - | 10 | - | - | - | - |
| Career | 7-24 | 3.4 | - | 10 | - | - | - | - |

► MARTIN'S CAREER HIGHS

Rushing Attempts..... 7; Kent State, 9/21/24
Rushing Yards..... 24; Kent State, 9/21/24
Longest Rush..... 10 yards; Kent State, 9/21/24



JORDAN MAYER 95

Defensive End | 6-4 | 242
Redshirt Freshman
Jefferson Hills, Pa./Thomas Jefferson/Wisconsin
Major: Division of Undergraduate Studies

► 2024 ► REDSHIRT FRESHMAN SEASON

Season: Has appeared in four games, primarily on special teams.

MAYER'S CAREER STATISTICS

| | UT-AT | TT | FF | FR | I | PBU | SACK | TFL |
|--------|-------|----|----|----|---|-----|------|-----|
| 2024 | - | - | - | - | - | - | - | - |
| Career | - | - | - | - | - | - | - | - |



CAM MILLER 5

Cornerback | 6-0 | 184
Junior
Fernandina Beach, Fla./Trinity Christian Academy
Major: Telecommunications

► CAREER NOTES & RECORDS

Game: **2023:** Recorded two sacks against UMass (10/14), becoming Penn State's first defensive back to record multiple sacks in a game since Derek Bochna had two for the Nittany Lions at West Virginia in 1992.

► 2024 ► JUNIOR SEASON

Season: Has appeared in four games, making one start.

at West Virginia (8/31): Made three solo tackles. **Bowling Green (9/7):** Matched his career high in tackles with five (4 solo). **Kent State (9/21):** Assisted on a tackle and had a quarterback hurry. **Illinois (9/28):** Recorded a sack to go along with two tackles.

MILLER'S CAREER STATISTICS

| | UT-AT | TT | FF | FR | I | PBU | SACK | TFL |
|--------|-------|----|----|----|---|-----|--------|--------|
| 2022 | 3-2 | 5 | - | - | - | - | - | - |
| 2023 | 19-5 | 24 | - | - | 1 | 3 | 3.0-22 | 4.0-23 |
| 2024 | 8-3 | 11 | - | - | - | - | 1.0-7 | 1.0-7 |
| Career | 30-10 | 40 | - | - | 1 | 3 | 4.0-29 | 5.0-30 |

MILLER'S CAREER HIGHS

Tackles.....5; Twice: Last Bowling Green, 9/7/24
Tackles for Loss2.0; UMass, 10/14/23
Sacks.....2.0; UMass, 10/14/23
Interceptions.....1; at Illinois, 9/16/23
Pass Breakups1; vs. Ole Miss, 12/30/23



TYRECE MILLS14

Safety | 6-1 | 203
Redshirt Senior
Philadelphia, Pa./Northeast/Lackawanna College
Major: Telecommunications

2024 REDSHIRT SENIOR SEASON

Season: Has appeared in four games, primarily on special teams.
Kent State (9/21): Assisted on a tackle.

MILLS' CAREER STATISTICS

| | UT-AT | TT | FF | FR | I | PBU | SACK | TFL |
|--------|-------|----|----|----|---|-----|------|-----|
| 2023 | 0-2 | 2 | - | - | - | - | - | - |
| 2024 | 0-1 | 3 | - | - | - | - | - | - |
| Career | 0-3 | 3 | - | - | - | - | - | - |

MILLS' CAREER HIGHS

Tackles.....2; UMass, 10/16/23



JON MITCHELL12

Cornerback | 5-11 | 191
Freshman
Jacksonville, Fla./Mandarin
Major: Division of Undergraduate Studies

TRUE FRESHMAN SEASON


Season: Has appeared in one game.
Kent State (9/21): Made two tackles.

MITCHELL'S CAREER STATISTICS

| | UT-AT | TT | FF | FR | I | PBU | SACK | TFL |
|--------|-------|----|----|----|---|-----|------|-----|
| 2024 | 0-2 | 2 | - | - | - | - | - | - |
| Career | 0-2 | 2 | - | - | - | - | - | - |

MILLER'S CAREER HIGHS

Tackles.....2; Kent State, 9/7/24



JOSEPH MUOYOI56

Defensive End | 6-5 | 260
Redshirt Freshman
Kinshasa, DR of the Congo/St. Thomas More (Conn.)
Major: Division of Undergraduate Studies

2024 REDSHIRT FRESHMAN SEASON

Season: Has appeared in one game.
Kent State (9/21): Made one tackle.

MUPOYI'S CAREER STATISTICS

| | UT-AT | TT | FF | FR | I | PBU | SACK | TFL |
|--------|-------|----|----|----|---|-----|------|-----|
| 2024 | 0-1 | 1 | - | - | - | - | - | - |
| Career | 0-1 | 1 | - | - | - | - | - | - |

MILLER'S CAREER HIGHS

Tackles.....1; Kent State, 9/7/24



DAKAARI NELSON8

Linebacker | 6-3 | 222
Redshirt Freshman
Livingston, Ala./Selma
Major: Division of Undergraduate Studies

2024 REDSHIRT FRESHMAN SEASON

Season: Has appeared in four games, making one start.
Illinois (9/28): Made his first career start...Assisted on a tackle.

NELSON'S CAREER STATISTICS

| | UT-AT | TT | FF | FR | I | PBU | SACK | TFL |
|--------|-------|----|----|----|---|-----|------|-----|
| 2023 | - | - | - | - | - | - | - | - |
| 2024 | 0-1 | - | - | - | - | - | - | - |
| Career | 0-1 | - | - | - | - | - | - | - |

NELSON'S CAREER HIGHS

Tackles.....1; Illinois, 9/28/24



JB NELSON56

Offensive Line | 6-5 | 327
Redshirt Senior
Pittsburgh, Pa./Mount Lebanon/Lackawanna College
Major: Recreation, Park and Tourism Management

2024 REDSHIRT SENIOR SEASON

Season: Has appeared in four games.
at West Virginia (8/31): Penn State gained 457 yards on 60 plays (7.6 yards per play)...The Nittany Lions threw for 235 yards and rushed for 222 yards, while not allowing a sack...PSU tallied eight runs of 10+ yards. **Bowling Green (9/7):** Penn State had nine plays of 20+ yards (five passes, four rushes)... PSU collected 438 total yards, throwing for 204 yards and rushing for 234 yards... The Nittany Lions had two 100-yard rushers (Nicholas Singleton - 119; Kaytron Allen - 101). **Kent State (9/21):** Penn State had a school record 718 yards of offense...The Nittany Lions had a school record 40 first downs...Penn State's 409 passing yards are the fifth highest total in school history. **Illinois (9/28):** Helped pave way for the offense to gain 239 yards on the ground with three rushing touchdowns...Kaytron Allen rushed for 102 yards and a touchdown, while Nicholas Singleton added 94 yards and a score.



GABRIEL NWOSU 99

Punter | 6-6 | 285
Redshirt Junior
Derwood, Md./The Bullis School
Major: Supply Chain and Information Systems

2024 REDSHIRT JUNIOR SEASON

Season: Has appeared in four games as Penn State's kickoff specialist.
at West Virginia (8/31): Averaged 62.5 yards on six kickoffs. Bowling Green (9/7): Had four touchbacks on seven kickoffs...Averaged 63.7 yards per kickoff. Kent State (9/21): Averaged 64.5 yards on eight kickoffs, including five touchbacks. Illinois (9/28): Hit all four of his kickoffs for touchbacks.

NWOSU'S CAREER KICKOFF STATISTICS

| | KO | Yds. | Avg. | TB | OB |
|--------|-----|-------|------|----|----|
| 2022 | 18 | 1,138 | 63.2 | 7 | 1 |
| 2023 | 76 | 4,840 | 63.7 | 50 | 2 |
| 2024 | 25 | 1,596 | 63.8 | 15 | 2 |
| Career | 119 | 7,574 | 63.6 | 72 | 5 |

NWOSU'S CAREER PUNTING STATISTICS

| | Punts | Yards | Avg. | I-20 | FC | 50+ | LG | BLK |
|--------|-------|-------|------|------|----|-----|----|-----|
| 2022 | 2 | 68 | 34.0 | - | - | - | 36 | - |
| 2023 | - | - | - | - | - | - | - | - |
| Career | 2 | 68 | 34.0 | - | - | - | 36 | - |

NWOSU'S CAREER HIGHS

Kickoffs.....10; at Maryland, 11/4/23
Kickoff Yards.....626; at Maryland, 11/4/23
Kickoff Average.....66.0; Minnesota, 10/22/22
Touchbacks.....8; at Maryland, 11/4/23
Punt Attempts.....2; at Indiana, 11/5/22
Punt Yards.....68; at Indiana, 11/5/22
Punt Average.....34; at Indiana, 11/5/22
Longest Punt.....36; at Indiana, 11/5/22



CHIMDY ONOH 55

Offensive Line | 6-5 | 323
Redshirt Freshman
Baltimore, Md./Dundalk
Major: Division of Undergraduate Studies

2024 REDSHIRT FRESHMAN SEASON

Season: Has appeared in one game.



LAMONT PAYNE JR. 27

Safety | 6-0 | 196
Redshirt Freshman
Carnegie, Pa./Chartiers Valley
Major: Division of Undergraduate Studies

2024 REDSHIRT FRESHMAN SEASON

Season: Has appeared in one game.



BEAU PRIBULA 9

Quarterback | 6-2 | 206
Redshirt Sophomore
York, Pa./Central York
Major: Advertising and Public Relations

CAREER NOTES & RECORDS

Career: Rankings: Ranks 11th all-time among Penn State quarterbacks with 428 career rushing yards.
Season: 2023: Finished tied for seventh in a single season at Penn State in rushing touchdowns by a quarterback (6) and ninth in rushing yards (329).

2024 REDSHIRT SOPHOMORE SEASON

Season: Has appeared in four games...Is 7-for-10 for 102 yards, two touchdowns and one interception...Owns 13 rushes for 99 yards and a touchdown.

at West Virginia (8/31): Threw a 19-yard touchdown pass to Tyler Warren...Added three carries for 25 yards. Bowling Green (9/7): Had two carries for 12 yards. Kent State (9/21): Finished 6-for-9 for 83 yards and one touchdown...Also ran the ball five times for 45 yards and a score...Threw a 13-yard touchdown pass to Khalil Dinkins in the third quarter and had a one-yard rushing touchdown in the fourth quarter. Illinois (9/28): Ran the ball three times for 17 yards.

PRIBULA'S CAREER PASSING STATISTICS

| | C-A | Yds. | % | TD-INT | YPG | LG |
|--------|-------|------|------|--------|------|----|
| 2023 | 11-21 | 149 | 52.4 | 4-0 | 13.5 | 48 |
| 2024 | 7-10 | 102 | 70.0 | 2-1 | 34.0 | 19 |
| Career | 18-31 | 251 | 58.1 | 6-1 | 17.9 | 48 |

PRIBULA'S CAREER OFFENSIVE STATISTICS

| | Att.-Yds. | Avg. | TD | LG | Rec.-Yds. | Avg. | TD | LG |
|--------|-----------|------|----|----|-----------|------|----|----|
| 2023 | 56-329 | 5.9 | 6 | 39 | - | - | - | - |
| 2024 | 13-99 | 7.6 | 1 | 14 | - | - | - | - |
| Career | 69-428 | 6.2 | 7 | 39 | - | - | - | - |

PRIBULA'S CAREER HIGHS

Pass Completions.....6; Kent State, 9/21/24
Pass Attempts.....9; Kent State, 9/21/24
Passing Yards.....83; Kent State, 9/21/24
Passing Touchdowns.....1; Six Times; Last Kent State, 9/21/24
Long Pass.....48 yards; vs. Ole Miss, 12/30/23
Rushing Attempts.....9; Twice; Last at Maryland, 11/4/23
Rushing Yards.....71; Rutgers, 11/18/23
Rushing Touchdowns.....1; Seven Times; Last Kent State, 9/21/24
Longest Rush.....39 yards; Rutgers, 11/18/23



JACKSON PRYTS 45

Linebacker | 6-3 | 206
Redshirt Sophomore
Hermitage, Pa./Hickory
Major: Economics

2024 REDSHIRT SOPHOMORE SEASON

Season: Has appeared in one game.



ANDREW RAPPLEYEA 87

Tight End | 6-4 | 250
Redshirt Freshman
Millbrook, N.Y./Milton Academy (Mass.)
Major: Division of Undergraduate Studies

2024 REDSHIRT FRESHMAN SEASON

Season: Has started one game.
at West Virginia (8/31): Made his first career start.

RAPPLEYEA'S CAREER STATISTICS

| | Att.-Yds. | Avg. | TD | LG | Rec.-Yds. | Avg. | TD | LG |
|--------|-----------|------|----|----|-----------|------|----|----|
| 2023 | - | - | - | - | - | - | - | - |
| 2024 | - | - | - | - | - | - | - | - |
| Career | - | - | - | - | - | - | - | - |



JAYLEN REED 1

Safety | 6-0 | 212
Senior
Detroit, Mich./Martin Luther King Jr.
Major: Recreation, Park and Tourism Management

2024 SENIOR SEASON

Season: Has made four starts at safety...Owns 30 tackles (14 solo), including two tackles for loss, a half-sack, a fumble recovery and two pass breakups...Named the coaching staff's player of the game (West Virginia - 8/31).
at West Virginia (8/31): Tallied nine tackles (3 solo), including a tackle for loss...Broke up a career-high two passes. **Bowling Green (9/7)**: Posted a career-high 10 tackles (4 solo). **Kent State (9/21)**: Posted three tackles and assisted on a tackle for loss. **Illinois (9/28)**: Led the team with eight tackles (5 solo) to go along with an assisted sack.

REED'S CAREER STATISTICS

| | UT-AT | TT | FF | FR | I | PBU | SACK | TFL |
|--------|-------|-----|----|----|---|-----|--------|--------|
| 2021 | 4-2 | 6 | - | - | - | - | - | - |
| 2022 | 23-8 | 31 | - | - | - | 3 | - | 2.0-6 |
| 2023 | 32-14 | 46 | - | - | 2 | 1 | 1.0-7 | 4.0-14 |
| 2024 | 14-16 | 30 | - | 1 | - | 2 | 0.5-4 | 2.0-16 |
| Career | 73-40 | 113 | - | 1 | 2 | 6 | 1.5-11 | 8.0-36 |

REED'S CAREER HIGHS

Tackles.....10; Bowling Green, 9/7/24
Tackles for Loss1.0; Six Times: Last at West Virginia, 8/31/24
Sacks.....1.0; Delaware, 9/9/23
Interceptions.....1; Twice: Last at Michigan St, 11/24/23
Pass Breakups2; at West Virginia, 8/31/24



LUKE REYNOLDS 85

Tight End | 6-4 | 248
Freshman
Westford, Mass./Cheshire Academy (Conn.)
Major: Division of Undergraduate Studies

2024 FRESHMAN SEASON

Season: Has appeared in four games, making two starts.
Bowling Green (9/7): Made first career start. **Kent State (9/21)**: Made two catches for 27 yards. **Illinois (9/28)**: Made an 8-yard reception.

REYNOLDS' CAREER STATISTICS

| | Att.-Yds. | Avg. | TD | LG | Rec.-Yds. | Avg. | TD | LG |
|--------|-----------|------|----|----|-----------|------|----|----|
| 2024 | - | - | - | - | 3-35 | 11.7 | - | 19 |
| Career | - | - | - | - | 3-35 | 11.7 | - | 19 |

REYNOLDS' CAREER HIGHS

Receptions.....2; Kent State, 9/21/24
Receiving Yards.....27; Kent State, 9/21/24
Longest Reception19; Kent State, 9/21/24



TA'MERE ROBINSON 24

Linebacker | 6-3 | 223
Redshirt Freshman
Pittsburgh, Pa./Brashear
Major: Division of Undergraduate Studies

2024 REDSHIRT SOPHOMORE SEASON

Season: Has appeared in three games.
at West Virginia (8/31): Totaled two solo stops on kickoff coverage. **Kent State (9/21)**: Made three tackles (2 solo) and added a tackle for loss. **Illinois (9/28)**: Made a solo stop.

ROBINSON'S CAREER STATISTICS

| | UT-AT | TT | FF | FR | I | PBU | SACK | TFL |
|--------|-------|----|----|----|---|-----|------|-------|
| 2023 | 2-0 | 2 | - | - | - | - | - | - |
| 2024 | 5-1 | 6 | - | - | - | - | - | 1.0-1 |
| Career | 7-1 | 8 | - | - | - | - | - | 1.0-1 |

ROBINSON'S CAREER HIGHS

Tackles.....3; Kent State, 9/21/24
Tackles for Loss1.0; Kent State, 9/21/24



TONY ROJAS 13

Linebacker | 6-2 | 236
Sophomore
Fairfax, Va./Fairfax
Major: Division of Undergraduate Studies

2024 SOPHOMORE SEASON

Season: Has made four starts at linebacker...Owns 15 tackles (9 solo), 2.5 tackles for loss, an interception and a pass brekaup.
at West Virginia (8/31): Made his first career start at linebacker, collecting five tackles (two solo) and a career high-tying 1.5 tackles for loss. **Bowling Green (9/7)**: Made a key interception in the fourth quarter to help the Nittany Lions secure the win...Finished with five tackles (2 solo), a pass breakup and a quarterback hurry. **Kent State (9/21)**: Made two solo stops. **Illinois (9/28)**: Made three solo tackles to go along with a tackle for loss.

ROJAS' CAREER STATISTICS

| | UT-AT | TT | FF | FR | I | PBU | SACK | TFL |
|--------|-------|----|----|----|---|-----|------|-------|
| 2023 | 8-14 | 22 | 1 | - | 1 | - | - | 3.5-6 |
| 2024 | 9-6 | 15 | - | - | 1 | 1 | - | 2.5-3 |
| Career | 15-20 | 35 | 1 | - | 2 | 1 | - | 6.0-9 |

ROJAS' CAREER HIGHS

Tackles.....6; vs. Ole Miss, 12/30/23
Tackles for Loss1.5; Twice: Last at West Virginia, 8/31/24
Interceptions.....1; Twice: Last Bowling Green, 9/7/24
Pass Breakups1; Bowling Green, 9/7/24
Forced Fumbles1; at Maryland, 11/4/23



NOLAN RUCCI 72

Offensive Line | 6-8 | 308
Redshirt Junior
Lititz, Pa./Warwick/Wisconsin
Major: Geography

2024 REDSHIRT JUNIOR SEASON

Season: Has appeared in four games on the offensive line and special teams.
at West Virginia (8/31): Penn State gained 457 yards on 60 plays (7.6 yards per play)...The Nittany Lions threw for 235 yards and rushed for 222 yards, while not allowing a sack...PSU tallied eight runs of 10+ yards. **Bowling Green (9/7):** Penn State had nine plays of 20+ yards (five passes, four rushes)... PSU collected 438 total yards, throwing for 204 yards and rushing for 234 yards... The Nittany Lions had two 100-yard rushers (Nicholas Singleton - 119; Kaytron Allen - 101). **Kent State (9/21):** Penn State had a school record 718 yards of offense...The Nittany Lions had a school record 40 first downs...Penn State's 409 passing yards are the fifth highest total in school history.



DOMINIC RULLI 52

Offensive Line | 6-3 | 295
Redshirt Sophomore
Burlington, Ky./The Taft School (Conn.)
Major: Kinesiology

2024 REDSHIRT SOPHOMORE SEASON

Season: Has appeared in four games, primarily on special teams.



SANDER SAHAYDAK 93

Kicker | 6-0 | 185
Redshirt Junior
Bethlehem, Pa./Liberty
Major: Telecommunications

2024 REDSHIRT JUNIOR SEASON

Season: Has been Penn State's primary kicker in three games...Is 2-of-5 field goals and 17-of-17 on extra points...Named the coaching staff's Special Teams Player of the Game (Bowling Green - 9/7).
at West Virginia (8/31): Connected on all four of his PAT attempts. **Bowling Green (9/7):** Drilled a career-long 43-yard field goal in the second quarter, marking his first career field goal of 40-plus yards... Added a 28-yard field goal later in the quarter and was 4-4 on extra point attempts. **Kent State (9/21):** Converted all seven extra-point attempts. **Illinois (9/28):** Made a pair of extra points.

SAHAYDAK'S CAREER KICKING STATISTICS

| | FGM-A | % | 0-19 | 20-29 | 30-39 | 40-49 | 50+ | LG | XP | PTS |
|--------|-------|------|------|-------|-------|-------|-----|----|-------|-----|
| 2022 | 1-2 | 50.0 | - | 1-1 | - | - | 0-1 | 20 | 1-1 | 4 |
| 2023 | 0-2 | 0.0 | - | - | 0-2 | - | - | - | 7-7 | 7 |
| 2024 | 2-5 | 40.0 | - | 1-1 | - | 1-4 | - | 43 | 17-17 | 23 |
| Career | 3-9 | 33.3 | - | 2-2 | 0-2 | 1-4 | 0-1 | 43 | 25-25 | 34 |

SAHAYDAK'S CAREER KICKOFF STATISTICS

| | KO | Yds. | Avg. | TB | OB |
|--------|----|-------|------|----|----|
| 2022 | 15 | 934 | 62.3 | 4 | 1 |
| 2023 | 2 | 66 | 33.0 | - | - |
| 2024 | - | - | - | - | - |
| Career | 17 | 1,000 | 58.8 | 4 | 1 |

SAHAYDAK'S CAREER HIGHS

| | |
|-----------------------|--|
| Points Scored | 10; Bowling Green, 9/7/24 |
| PATs Made | 7; Kent State, 9/21/24 |
| PATs Attempted | 7; Kent State, 9/21/24 |
| Field Goals Made | 2; Bowling Green, 9/7/24 |
| Field Goals Attempted | 2; Three Times: Last Illinois, 9/28/24 |
| Longest Field Goal | 43 yards; Bowling Green, 9/7/24 |
| Kickoffs | 4; Ohio, 9/10/22 |
| Kickoff Yards | 240; Ohio, 9/10/22 |
| Kickoff Average | 65.0; at Rutgers, 11/19/22 |



KADEN SAUNDERS 7

Wide Receiver | 5-10 | 182
Redshirt Sophomore
Columbus, Ohio/Westerville South
Major: Journalism

2024 REDSHIRT SOPHOMORE SEASON

Season: Has appeared in four games as a punt returner.
Kent State (9/21): Had a 23-yard punt return in the fourth quarter.

SAUNDERS' CAREER STATISTICS

| | Att.-Yds. | Avg. | TD | LG | Rec.-Yds. | Avg. | TD | LG |
|--------|-----------|------|----|----|-----------|------|----|----|
| 2022 | - | - | - | - | 2-21 | 10.5 | - | 13 |
| 2023 | - | - | - | - | 6-56 | 9.3 | 1 | 17 |
| 2024 | - | - | - | - | - | - | - | - |
| Career | - | - | - | - | 8-77 | 9.6 | 1 | 17 |

SAUNDERS' CAREER RETURN STATISTICS

| | KR-Yds. | Avg. | TD | LG | PR-Yds. | Avg. | TD | LG |
|--------|---------|------|----|----|---------|------|----|----|
| 2023 | - | - | - | - | 14-86 | 6.1 | - | 37 |
| 2024 | - | - | - | - | 4-25 | 6.3 | - | 23 |
| Career | - | - | - | - | 18-111 | 6.2 | - | 37 |

SAUNDERS' CAREER HIGHS

| | |
|----------------------|--|
| Receptions | 2; Twice: Last at Ohio State, 10/21/23 |
| Receiving Yards | 25; at Ohio State, 10/21/23 |
| Receiving Touchdowns | 1; at Ohio State, 10/21/23 |
| Long Reception | 17; at Ohio State, 10/21/23 |
| Punt Returns | 5; Delaware, 9/9/23 |
| Punt Return Yards | 43; UMass, 10/14/23 |
| Long Punt Return | 37 yards; UMass, 10/14/23 |



JOEY SCHLAFFER 18

Tight End | 6-5 | 240
Redshirt Freshman
Reading, Pa./Exeter Township
Major: Division of Undergraduate Studies

2024 REDSHIRT FRESHMAN SEASON

Season: Has appeared in two games.

SCHLAFFER'S CAREER STATISTICS

| | Att.-Yds. | Avg. | TD | LG | Rec.-Yds. | Avg. | TD | LG |
|--------|-----------|------|----|----|-----------|------|----|----|
| 2023 | - | - | - | - | - | - | - | - |
| 2024 | - | - | - | - | - | - | - | - |
| Career | - | - | - | - | - | - | - | - |



DREW SHELTON 66

Offensive Line | 6-5 | 307
Junior
Downingtown, Pa./Downingtown West
Major: Recreation, Park and Tourism Management

➤ 2024 ➤ JUNIOR SEASON

Season: Has started four games at left tackle.

at West Virginia (8/31): Penn State gained 457 yards on 60 plays (7.6 yards per play)...The Nittany Lions threw for 235 yards and rushed for 222 yards, while not allowing a sack...PSU tallied eight runs of 10+ yards. **Bowling Green (9/7):** Penn State had nine plays of 20+ yards (five passes, four rushes)...PSU collected 438 total yards, throwing for 204 yards and rushing for 234 yards... The Nittany Lions had two 100-yard rushers (Nicholas Singleton - 119; Kaytron Allen - 101). **Kent State (9/21):** Penn State had a school record 718 yards of offense...The Nittany Lions had a school record 40 first downs...Penn State's 409 passing yards are the fifth highest total in school history. **Illinois (9/28):** Helped pave way for the offense to gain 239 yards on the ground with three rushing touchdowns...Kaytron Allen rushed for 102 yards and a touchdown, while Nicholas Singleton added 94 yards and a score.



NICHOLAS SINGLETON 10

Running Back | 6-0 | 226
Junior
Shillington, Pa./Governor Mifflin
Major: Recreation, Park and Tourism Management

➤ CAREER NOTES & RECORDS

Career: Rankings: Has 2,221 career rushing yards, ranking 16th in Penn State history, 23 rushing touchdowns, tied for 16th, and 3,426 all-purpose yards, ranking 17th. **Notable:** Owns seven career 100-yard rushing games...Has six career games with multiple rushing touchdowns...Has 20 career 20+ yard runs, 12 30+ yards, 10 40+ yards, four 50+ yards, two 60+ yards, two 70+ yards and one 80+ yards.

Season: Records Set: Posted a Penn State freshman record 12 rushing touchdowns...Singleton (1,061) and Kaytron Allen (867) became the first true freshman teammates in Big Ten history each with 700 or more rushing yards in a single season. **2022:** Became the 16th all-time Nittany Lion to rush for 1,000 yards in a season...Joined Saquon Barkley (1,076; 2015) and D.J. Dozier (1,002; 1983) as the only PSU freshmen to reach 1,000 rushing yards in a season...With five multi-touchdown run games, became one of seven Penn State running backs to have at least five in a single season, joining Lydell Mitchell (8; 1971), Barkley (7; 2017), Curtis Enis (6; 1997), Ki-Jana Carter (6; 1994), Larry Johnson (5; 2002) and Richie Anderson (5; 1992)...Singleton and Allen became the only Penn State duo to each rush for 850-plus yards in a season and one of three 800-plus rushing yard duos: 2022 (Singleton, 1,061; Allen, 867), 2013 (Zach Zwinak, 989; Bill Belton, 803), 2005 (Tony Hunt, 1,047; Michael Robinson, 806).

Game: Records Set: Posted 179 rushing yards against Ohio (9/10), a Penn State record for a Beaver Stadium debut. **2022:** Tallied 70- and 44-yard touchdown runs and an additional 48-yard rush against Ohio, becoming the first Nittany Lion with multiple 40-plus yard touchdown runs in a game and three 40-plus yard runs in a game since Larry Johnson at Indiana on Nov. 16, 2002.

Bowl: 2022: Scored on an 87-yard run in the third quarter against Utah (1/2), the third-longest run in Rose Bowl Game history and the longest in the Rose Bowl Game since 2012...The run marked Penn State's second-longest rush in a bowl game, only trailing Saquon Barkley's 92-yard touchdown run in the 2017 Fiesta Bowl...Tallied two rushing touchdowns in the Rose Bowl Game, tied for second in a PSU bowl game, while his 120 rushing yards were 10th.

➤ 2024 ➤ JUNIOR SEASON

Awards: Preseason: Named to the Doak Walker Award, Maxwell Award, Paul Hornung Award and Walter Camp Player of the Year Award watch lists.

Season: Has appeared in four games, making three starts at running back...Has recorded 53 carries for 408 yards and three touchdowns on the ground, adding six catches for 74 yards and two touchdowns.

at West Virginia (8/31): Toted the ball 13 times for 114 yards and a touchdown...Added one catch for 13 yards...He posted two 40-yard runs against the Mountaineers, with one resulting in a touchdown...Also returned three kicks for 56 yards, including a 20-yard long return, for a total of 183 all-purpose yards. **Bowling Green (9/7):** Posted 119 yards rushing on 13 carries with one touchdown, while also adding a receiving touchdown...Rushing touchdown came on a 41-yard rush late in the fourth quarter...Had two rushes of 20+ yards...Hauled in a 14-yard touchdown catch in the third quarter. **Kent State (9/21):** Rushed for 81 yards on 11 carries, averaging 7.4 yards, while adding two receptions for 22 yards and a 17-yard score. **Illinois (9/28):** Rushed for 94 yards on 16 carries, averaging 5.9 yards per rush...Added two receptions for 25 yards, including 23 yards after the catch...Posted a 20-yard kick return to total 139 all-purpose yards...Scored on a 4-yard run on the third quarter.

SINGLETON'S CAREER STATISTICS

| | Att.-Yds. | Avg. | TD | LG | Rec.-Yds. | Avg. | TD | LG |
|--------|-----------|------|----|----|-----------|------|----|----|
| 2022 | 156-1,061 | 6.8 | 12 | 87 | 11-85 | 7.7 | 1 | 22 |
| 2023 | 171-752 | 4.4 | 8 | 24 | 26-308 | 11.8 | 2 | 53 |
| 2024 | 53-408 | 7.7 | 3 | 41 | 6-74 | 12.3 | 2 | 17 |
| Career | 380-2,221 | 5.8 | 23 | 87 | 43-467 | 10.9 | 5 | 53 |

SINGLETON'S CAREER RETURN STATISTICS

| | KR-Yds. | Avg. | TD | LG | PR-Yds. | Avg. | TD | LG |
|--------|---------|------|----|-----|---------|------|----|----|
| 2022 | 14-349 | 24.9 | 1 | 100 | - | - | - | - |
| 2023 | 13-313 | 24.1 | - | 51 | - | - | - | - |
| 2024 | 4-76 | 19.0 | - | 20 | - | - | - | - |
| Career | 31-738 | 23.8 | 1 | 100 | - | - | - | - |

➤ SINGLETON'S CAREER HIGHS

Rushing Attempts 21; Twice: Last at Northwestern, 9/30/23
Rushing Yards 179; Ohio, 9/10/22
Rushing Touchdowns 3; Delaware, 9/9/23
Longest Rush 87 yards; vs. Utah, 1/2/23

Receptions 6; at Northwestern, 9/30/23
Receiving Yards 86; vs. Ole Miss, 12/30/23
Receiving Touchdowns 1; Four Times: Last Bowling Green, 9/7/24
Longest Reception 53 yards; vs Michigan St, 11/24/23

Kick Returns 4; at Michigan, 10/15/22
Kick Return Yards 100; at Rutgers, 11/19/22
Kick Return Touchdowns 1; at Rutgers, 11/19/22
Long Kick Return 100 yards; at Rutgers, 11/19/22

All-Purpose Yards 219; Ohio, 9/10/22



BLAISE SOKACH-MINNICK 35

Long Snapper | 6-3 | 219
Redshirt Sophomore
West Pittston, Pa./Wyoming Area
Major: Kinesiology

➤ 2024 ➤ REDSHIRT SOPHOMORE SEASON

Season: Has appeared in one game.



ANTHONY SPECA 40

Linebacker | 6-1 | 230
Freshman
Bridgeville, Pa./Pittsburgh Central Catholic
Major: Division of Undergraduate Studies

➤ 2024 ➤ FRESHMAN SEASON

Season: Has appeared in one game...Owns five tackles (2 solo).

Kent State (9/21): Led the team with five tackles (2 solo) and added a QB hurry.

SPECA'S CAREER STATISTICS

| | UT-AT | TT | FF | FR | I | PBU | SACK | TFL |
|--------|-------|----|----|----|---|-----|------|-----|
| 2024 | 2-3 | 5 | - | - | - | - | - | - |
| Career | 2-3 | 5 | - | - | - | - | - | - |

➤ SPECA'S CAREER HIGHS

Tackles 5; Kent State, 9/21/24



JAKE SPENCER83

Wide Receiver | 5-10 | 220
Redshirt Senior
Gladwyne, Pa./Haverford School/Colgate
Major: Communications Arts and Sciences

2024 > REDSHIRT SENIOR SEASON

Season: Has appeared in two games...Has one punt return this season.

SPENCER'S CAREER RETURN STATISTICS

| | KR-Yds. | Avg. | TD | LG | PR-Yds. | Avg. | TD | LG |
|--------|---------|------|----|----|---------|------|----|----|
| 2024 | - | - | - | - | 1-2 | 2.0 | - | 2 |
| Career | - | - | - | - | 1-2 | 2.0 | - | 2 |

SPENCER'S CAREER HIGHS

Punt Returns 1; Kent State, 9/21/24
Punt Return Yards 2; Kent State, 9/21/24
Long Punt Return 2 yards; Kent State, 9/21/24



RILEY THOMPSON95

Punter | 6-1 | 224
Junior
Melbourne, Australia/Haileybury/Deakin/Florida Atlantic
Major: Labor and Human Resources

CAREER NOTES & RECORDS

Career: Owns 47 career punts landing inside the 20-yard line and 15 inside the 10-yard line...Has just six touchbacks in 120 career punts and 31 career kicks of 50+ yards.

Season: Finished with a punting average of 48.8 in 2023, good for second all-time in a single season at Penn State.

2024 > JUNIOR SEASON

Awards: **Weekly:** Earned the Ray Guy Award Punter of the Week (Bowling Green - 9/7). **Preseason:** Named to the Ray Guy Award watch list.

Season: Has started four games as Penn State's punter...Owns 11 punts, averaging 43.9 yards per punt...Has dropped four punts inside the 20-yard line.

at West Virginia (8/31): Punted four times for 176 yards, a 44.0 yards-per-punt average...Recorded a 49-yard long punt as his longest of the afternoon...Landed one punt inside the 20-yard line. **Bowling Green (9/7):** Blasted a 56-yard punt in the first quarter and finished the day averaging 47.0 yards on four punts...Landed a punt at the Bowling Green 19 in the fourth quarter and then dropped another at the Bowling Green 15 later in the fourth. **Kent State (9/21):** Had two punts for 71 yards. **Illinois (9/28):** Dropped a 48-yard punt at the Illinois 10.

THOMPSON'S CAREER PUNTING STATISTICS

| | Punts | Yards | Avg. | I-20 | FC | 50+ | LG | BLK |
|--------|-------|-------|------|------|----|-----|----|-----|
| 2022* | 61 | 2,770 | 45.4 | 26 | 14 | 15 | 71 | - |
| 2023 | 50 | 2,290 | 45.8 | 17 | 22 | 15 | 56 | - |
| 2024 | 11 | 483 | 43.9 | 4 | 8 | 1 | 56 | - |
| Career | 122 | 5,543 | 45.4 | 47 | 44 | 31 | 71 | - |

THOMPSON'S CAREER HIGHS

Punt Attempts 9; Twice: Last at Ohio State, 10/21/23
Punt Yards..... 420; WKU, 11/26/22*
Punt Average..... 53.8; at FIU, 11/12/22*
Longest Punt..... 71 yards; UAB, 10/29/22*

* At Florida Atlantic (2022).



VABOUE TOURE21

Safety | 6-1 | 212
Freshman
Pleasantville, N.J./Irvington
Major: Division of Undergraduate Studies

2024 > FRESHMAN SEASON


Season: Has appeared in one game...Owns one pass breakup.

TOURE'S CAREER STATISTICS

| | UT-AT | TT | FF | FR | I | PBU | SACK | TFL |
|--------|-------|----|----|----|---|-----|------|-----|
| 2024 | - | - | - | - | - | 1 | - | - |
| Career | - | - | - | - | - | 1 | - | - |

TOURE'S CAREER HIGHS

Pass Breakups 1; Kent State, 9/21/24



ZION TRACY7

Cornerback | 5-11 | 181
Sophomore
Hempstead, N.Y./St. Thomas More (Conn.)
Major: Division of Undergraduate Studies

2024 > SOPHOMORE SEASON

Season: Has appeared in four games, making five tackles (3 solo).

at West Virginia (8/31): Posted a solo stop. **Bowling Green (9/7):** Assisted on a tackle. **Kent State (9/21):** Recorded one tackle. **Illinois (9/28):** Tallied two tackles (1 solo).

TRACY'S CAREER STATISTICS

| | UT-AT | TT | FF | FR | I | PBU | SACK | TFL |
|--------|-------|----|----|----|---|-----|------|-----|
| 2023 | 10-3 | 13 | - | - | - | - | - | - |
| 2024 | 3-2 | 5 | - | - | - | - | - | - |
| Career | 13-5 | 18 | - | - | - | - | - | - |

TRACY'S CAREER HIGHS

Tackles..... 4; vs. Ole Miss, 12/30/23



AMIN VANOVER15

Defensive End | 6-4 | 258
Senior
Newark, N.J./St. Joseph's
Major: Rehabilitation and Human Services

2024 > SENIOR SEASON

Season: Has played in four games, posting three tackles.

at West Virginia (8/31): Tallied a pair of tackles in the season opener. **Kent State (9/21):** Assisted on a tackle.


50 2024 PENN STATE FOOTBALL

VANOVER'S CAREER STATISTICS

| | UT-AT | TT | FF | FR | I | PBU | SACK | TFL |
|--------|-------|----|----|----|---|-----|--------|--------|
| 2020 | 3-0 | 3 | - | - | - | - | - | - |
| 2021 | 2-2 | 4 | - | - | - | - | - | 1.0-7 |
| 2022 | 9-7 | 16 | - | - | - | 3 | 1.0-12 | 4.5-19 |
| 2023 | 3-3 | 6 | 1 | - | - | - | 1.5-10 | 1.5-10 |
| 2024 | 0-3 | 3 | - | - | - | - | - | - |
| Career | 17-15 | 32 | 1 | - | - | 3 | 2.5-22 | 7.0-36 |

VANOVER'S CAREER HIGHS

Tackles.....3; vs. Arkansas, 1/1/22
Tackles for Loss2.0; at Rutgers, 11/19/22
Sacks1.0; Twice: Last Iowa, 9/23/23
Forced Fumbles.....1; Iowa, 9/23/23
Pass Breakups1; Three Times: Last Central Michigan, 9/24/22



SMITH VILBERT 92

Defensive End | 6-6 | 282
Redshirt Senior +
Monsey, N.Y./St. Joseph's (N.J.)
Major: Media Studies

CAREER NOTES & RECORDS

Game: Recorded three sacks in the Outback Bowl vs. Arkansas (1/1/22), the most sacks by a Penn State player in a single game since Shaka Toney had three against Purdue in 2019.

Bowl: Records Set: Tallied three sacks against Arkansas in the Outback Bowl (1/1/22), setting the Penn State bowl record...The three sacks tied an Outback Bowl record, equaling the mark set by David Pollack (Georgia, 2005), Kalimba Edwards (South Carolina, 2001), Srecko Zizakovic (Ohio State, 1990) and Craig Ogletree (Auburn, 1990). **2021:** Tallied three tackles for loss in the Outback Bowl against Arkansas (1/1/22), tied for the fifth-most in Penn State bowl history...Recorded 17 sack yards in the Outback Bowl, tied for the third-most in a bowl game at Penn State and tied for the sixth-most tackle for loss yards.

2024 REDSHIRT SENIOR [-] SEASON

Season: Has appeared in four games with three tackles, 1.5 sacks, a forced fumble and a fumble recovery.


at West Virginia (8/31): Recorded a strip sack in the fourth quarter, his first career forced fumble.
Kent State (9/21): Assisted on one tackle. **Illinois (9/28):** Assisted on a sack...Made first career fumble recovery in fourth quarter, returning it 9 yards.

VILBERT'S CAREER STATISTICS

| | UT-AT | TT | FF | FR | I | PBU | SACK | TFL |
|--------|-------|----|----|----|---|-----|--------|--------|
| 2020 | 0-1 | 1 | - | - | - | - | - | - |
| 2021 | 6-1 | 7 | - | - | - | - | 3.0-17 | 4.0-18 |
| 2022 | - | - | - | - | - | - | - | - |
| 2023 | - | - | - | - | - | - | - | - |
| 2024 | 1-2 | 3 | 1 | 1 | - | - | 1.5-10 | 1.5-10 |
| Career | 7-4 | 11 | 1 | 1 | - | - | 4.5-27 | 5.5-28 |

VILBERT'S CAREER HIGHS

Tackles.....4; vs. Arkansas, 1/1/22
Tackles for Loss3.0; vs. Arkansas, 1/1/22
Sacks3.0; vs. Arkansas, 1/1/22
Forced Fumbles.....1; at West Virginia, 8/31/24
Fumbles Recovered1; Illinois, 9/28/24



CAM WALLACE 24

Running Back | 5-9 | 200
Redshirt Freshman
Mount Vernon, Ga./Montgomery County
Major: Division Of Undergraduate Studies

2024 REDSHIRT FRESHMAN SEASON

Season: Has played in three games...Has 18 carries for 63 yards and one touchdown.


at West Virginia (8/31): Gained 24 yards on nine carries with a long rush of 11 yards. **Kent State (9/21):** Rushed for 39 yards on nine carries, including a 1-yard score...Had a long rush of 13 yards.

WALLACE'S CAREER STATISTICS

| | Att.-Yds. | Avg. | TD | LG | Rec.-Yds. | Avg. | TD | LG |
|--------|-----------|------|----|----|-----------|------|----|----|
| 2024 | 18-63 | 3.5 | 1 | 13 | - | - | - | - |
| Career | 18-63 | 3.5 | 1 | 13 | - | - | - | - |

WALLACE'S CAREER HIGHS

Rushing Attempts9; Twice: Last Kent State, 9/21/24
Rushing Yards39; Kent State, 9/21/24
Rushing Touchdowns1; Kent State, 9/21/24
Longest Rush13 yards; Kent State, 9/21/24



HARRISON WALLACE III 6

Wide Receiver | 6-1 | 198
Redshirt Junior
Montgomery, Ala./Pike Road
Major: Criminology

2024 REDSHIRT JUNIOR SEASON

Season: Has started four games at wide receiver, hauling in 11 receptions for 184 yards and two touchdowns.

at West Virginia (8/31): Caught five passes for a career high 117 yards and a pair of touchdowns, including a 50-yard score early in the second quarter and an 18-yard touchdown at the end of the first half. **Kent State (9/21):** Made three grabs for 29 yards, including a 16-yard reception. **Illinois (9/28):** Caught three passes for 38 yards, including a 20-yard grab.

WALLACE'S CAREER STATISTICS

| | Att.-Yds. | Avg. | TD | LG | Rec.-Yds. | Avg. | TD | LG |
|--------|-----------|------|----|----|-----------|------|----|----|
| 2022 | - | - | - | - | 19-273 | 14.4 | 1 | 48 |
| 2023 | - | - | - | - | 19-228 | 12.0 | 1 | 29 |
| 2024 | - | - | - | - | 11-184 | 16.7 | 2 | 50 |
| Career | - | - | - | - | 49-685 | 14.0 | 4 | 50 |

WALLACE'S CAREER HIGHS

Receptions7; West Virginia, 9/2/23
Receiving Yards117; at West Virginia, 8/31/24
Receiving Touchdowns2; at West Virginia, 8/31/24
Longest Reception50 yards; at West Virginia, 8/31/24



TYLER WARREN 44

Tight End | 6-6 | 261
Senior
Mechanicsville, Va./Atlee
Major: Telecommunications

CAREER NOTES & RECORDS

Career: Rankings: Owns 13 career touchdown receptions, good for a tie for 14th all-time at Penn State and third among Nittany Lion tight ends...Ranks 10th among PSU tight ends with 866 career receiving yards and 69 career receptions...Tied first among PSU tight ends with 16 total touchdowns (13 receiving, 3 rushing). **Notable:** Has appeared in 44 career games, making 19 starts...Owns 66 career receptions for 866 yards and 13 touchdowns, while adding three rushing touchdowns and one passing touchdown... Among active FBS tight ends, is tied-fourth in career touchdown receptions (13).

Season: 2023: Posted seven receiving touchdowns, tied for third in a single season among Penn State tight ends.

Game: Records Set: Posted 146 receiving yards against Bowling Green (9/7/24), a Penn State tight end record in a game. **2023:** Had 127 yards against Ole Miss (12/30), Penn State's first tight end with 100+ receiving yards in a game since Pat Freiermuth's 113 yards at Nebraska in 2020.

Bowl: 2023: In the Chick-fil-A Peach Bowl vs. Ole Miss (12/30), posted 127 yards receiving, a Penn State bowl record by a tight end, topping Andrew Quarless' 88 yards vs. LSU in the 2010 Capital One Bowl.

2024 SENIOR SEASON

Awards: Weekly: Earned the Mackey Award Tight End of the Week (Bowling Green - 9/7). **Preseason:** Named to the Mackey Award watch list.

Season: Has started four games at tight end, making 20 receptions for 260 yards and two touchdowns, while adding 29 rushing yards, a rushing touchdown and a passing touchdown...Currently has a 20-game reception streak and has at least one 14-yard catch in each of his last 10 games...Among FBS tight ends, ranks third in receiving yards per game (65.0), tied-third in yards per catch (13.0) among TEs with 20+ receptions, sixth in receptions (20), eighth in total receiving yards (260) and 13th in receiving touchdowns (2)...Second among FBS tight ends with 70% of his catches going for first downs (min. 20 receptions)...Named the coaching staff's Offensive Player of the Game (Bowling Green - 9/7).

at West Virginia (8/31): Made three catches for 30 yards, including a 19-yard touchdown. **Bowling Green (9/7):** Posted a career-high 146 yards on a career-best eight receptions...Hauled in catches of 22 and 30 yards in the second quarter...Added receptions of 29 and 23 yards in the third quarter. **Kent State (9/21):** Caught five passes for 50 yards and a touchdown...Added a 17-yard touchdown pass to Nicholas Singleton and a 16-yard rush...Became PSU's first non-QB with a passing and receiving touchdown in the same game since KeAndre Lambert-Smith against Michigan State in 2022. **Illinois (9/28):** Made four catches for 34 yards...Had two carries for 13 yards, including a 3-yard touchdown.

WARREN'S CAREER STATISTICS

| | Att.-Yds. | Avg. | TD | LG | Rec.-Yds. | Avg. | TD | LG |
|--------|-----------|------|----|----|-----------|------|----|----|
| 2021 | 6-6 | 1.0 | 2 | 3 | 5-61 | 12.2 | 1 | 29 |
| 2022 | - | - | - | - | 10-123 | 12.3 | 3 | 38 |
| 2023 | - | - | - | - | 34-422 | 12.4 | 7 | 75 |
| 2024 | 3-29 | 9.7 | 1 | 16 | 20-260 | 13.0 | 2 | 30 |
| Career | 9-35 | 3.9 | 3 | 16 | 69-866 | 12.6 | 13 | 75 |

WARREN'S CAREER HIGHS

Receptions.....8; Bowling Green, 9/7/24
Receiving Yards.....146; Bowling Green, 9/7/24
Receiving Touchdowns.....2; Iowa, 9/23/23
Longest Reception.....75 yards; vs. Ole Miss, 12/30/23
Rushing Attempts.....2; Twice: Last Illinois, 9/28/24
Rushing Yards.....16; Kent State, 9/21/24
Rushing Touchdowns.....1; Three Times: Last Illinois, 9/28/24
Longest Rush.....16 yards; Kent State, 9/21/24
Pass Completions.....1; Kent State, 9/21/24
Pass Attempts.....1; Kent State, 9/21/24
Passing Yards.....17; Kent State, 9/21/24
Passing Touchdowns.....1; Kent State, 9/21/24
Longest Pass.....17 yards; Kent State, 9/21/24



ELLIOT WASHINGTON II 16

Cornerback | 5-11 | 194
Sophomore
Venice, Fla./Venice
Major: Division of Undergraduate Studies

2024 SOPHOMORE SEASON

Season: Has played in four games, making one start...Owns three tackles, one interception and two pass breakups.

at West Virginia (8/31): Hauled in his first career interception...Made a solo tackle. **Bowling Green (9/7):** Broke up a pass. **Kent State (9/21):** Made his first career start. **Illinois (9/28):** Posted two tackles and added a pass breakup.

WASHINGTON'S CAREER STATISTICS

| | UT-AT | TT | FF | FR | I | PBU | SACK | TFL |
|--------|-------|----|----|----|---|-----|------|-------|
| 2023 | 6-3 | 9 | - | - | - | - | - | 1.0-1 |
| 2024 | 2-1 | 3 | - | - | 1 | 2 | - | - |
| Career | 8-4 | 12 | - | - | 1 | 2 | - | 1.0-1 |

WASHINGTON'S CAREER HIGHS

Tackles.....2; Four Times: Last Illinois, 9/28/24
Tackles for Loss.....1; vs. Ole Miss, 12/30/23
Interceptions.....1; at West Virginia, 8/31/24
Pass Breakups.....1; Twice: Last Illinois, 9/28/24



ZAKEE WHEATLEY 6

Safety | 6-2 | 200
Redshirt Junior
Crofton, Md./Archbishop Spalding
Major: Telecommunications

2024 REDSHIRT JUNIOR SEASON

Season: Has made four starts at safety...Owns 16 tackles (9 solo), an interception, two pass breakups and a half-tackle for loss.

at West Virginia (8/31): Made four tackles (3 solo)...Added a tackle for loss. **Bowling Green (9/7):** Picked off a pass in the fourth quarter...Recorded five tackles in the first half and finished the game with six stops, tying his career-high...Added a pass breakup. **Kent State (9/21):** Notched one tackle and a pass breakup. **Illinois (9/28):** Made five stops (3 solo).

WHEATLEY'S CAREER STATISTICS

| | UT-AT | TT | FF | FR | I | PBU | SACK | TFL |
|--------|-------|----|----|----|---|-----|------|-------|
| 2021 | 1-1 | 2 | - | - | - | - | - | - |
| 2022 | 21-6 | 27 | 1 | - | 2 | 1 | - | - |
| 2023 | 14-10 | 24 | - | - | - | - | - | 0.5-1 |
| 2024 | 9-7 | 16 | - | - | 1 | 2 | - | 0.5-1 |
| Career | 45-24 | 69 | 1 | - | 3 | 3 | - | 1.0-2 |

WHEATLEY'S CAREER HIGHS

Tackles.....6; Twice: Last Bowling Green, 9/7/24
Tackles for Loss.....0.5; Twice: Last at West Virginia, 8/31/24
Forced Fumbles.....1; at Purdue, 9/1/22
Interceptions.....1; Three Times: Last Bowling Green, 9/24/22
Pass Breakups.....1; Three Times: Last Kent State, 9/21/24



J'VEN WILLIAMS 74

Offensive Line | 6-5 | 310
Redshirt Freshman
Reading, Pa./Wyomissing
Major: Division of Undergraduate Studies

2024 REDSHIRT FRESHMAN SEASON

Season: Has appeared in four games, primarily on special teams.
Kent State (9/21): Saw significant action on the offensive line...Penn State had a school record 718 yards of offense...The Nittany Lions had a school record 40 first downs...Penn State's 409 passing yards are the fifth highest total in school history.



KEVIN WINSTON JR. 2

Safety | 6-2 | 208
Junior
Columbia, Md./DeMatha Catholic
Major: Media Studies

2024 JUNIOR SEASON

Awards: Season: Tabbed the Chuck Bednarik Award Defensive Player of the Week (West Virginia - 8/31)...Named the Big Ten Defensive Player of the Week (West Virginia - 8/31). **Preseason:** Named to the Chuck Bednarik Award watch list.
Season: Has started two games at safety, making 13 tackles (8 solo) to go along with a forced fumble... Voted a team captain.
at West Virginia (8/31): Tied his career high with 12 tackles (7 solo) to go along with a forced fumble.
Bowling Green (9/7): Posted a solo tackle.

WINSTON'S CAREER STATISTICS

| | UT-AT | TT | FF | FR | I | PBU | SACK | TFL |
|--------|-------|----|----|----|---|-----|------|-------|
| 2022 | 11-5 | 16 | - | - | - | - | - | 1.0-3 |
| 2023 | 34-27 | 61 | - | 2 | 1 | 5 | - | 2.5-5 |
| 2024 | 8-5 | 13 | 1 | - | - | - | - | - |
| Career | 53-37 | 90 | 1 | 2 | 1 | 5 | - | 3.5-8 |

WINSTON'S CAREER HIGHS

Tackles..... 12; Twice: Last at West Virginia, 8/31/24
Tackles for Loss 1.0; Three Times: Last vs Michigan St, 11/24/23
Forced Fumbles..... 1; at West Virginia, 8/31/24
Fumble Recoveries 1; Twice: Last Indiana, 10/28/23
Interceptions..... 1; Rutgers, 11/18/23
Pass Breakups 2; at Michigan State, 11/24/23



SAL WORMLEY 77

Offensive Line | 6-3 | 327
Redshirt Senior +
Newark, N.J./Smyrna (Del.)
Major: African American Studies

2024 REDSHIRT SENIOR (+) SEASON

Awards: Preseason: Named to the Outland Trophy watch list.
Season: Has started four games at right guard.
at West Virginia (8/31): Penn State gained 457 yards on 60 plays (7.6 yards per play)...The Nittany Lions threw for 235 yards and rushed for 222 yards, while not allowing a sack...PSU tallied eight runs of 10+ yards. **Bowling Green (9/7):** Penn State had nine plays of 20+ yards (five passes, four rushes)... PSU collected 438 total yards, throwing for 204 yards and rushing for 234 yards... The Nittany Lions had two 100-yard rushers (Nicholas Singleton - 119; Kaytron Allen - 101). **Kent State (9/21):** Penn State had a school record 718 yards of offense...The Nittany Lions had a school record 40 first downs...Penn State's 409 passing yards are the fifth highest total in school history. **Illinois (9/28):** Helped pave way for the offense to gain 239 yards on the ground with three rushing touchdowns...Kaytron Allen rushed for 102 yards and a touchdown, while Nicholas Singleton added 94 yards and a score.



KENNY WOSELEY JR. 17

Cornerback | 5-10 | 167
Freshman
Philadelphia, Pa./Imhotep Charter
Major: Division of Undergraduate Studies

2024 FRESHMAN SEASON

Season: Has appeared in one game.



WINSTON YATES 38

Linebacker | 6-2 | 223
Redshirt Freshman
Moorestown, N.J./Paul VI
Major: Division of Undergraduate Studies

2024 REDSHIRT FRESHMAN SEASON

Season: Has appeared in one game.

2024 RESULTS & STATISTICS

Team Results

| | Date | Opponent | | Score | Att. |
|---|------------|------------------|---|-------|--------|
| | 08/31/2024 | at West Virginia | W | 34-12 | 62084 |
| | 09/07/2024 | Bowling Green | W | 34-27 | 103861 |
| | 09/21/2024 | Kent St. | W | 56-0 | 109526 |
| * | 09/28/2024 | Illinois | W | 21-7 | 109911 |

Rushing

| Player | gp | att | gain | loss | net | avg | td | lg | avg/g |
|--------------------|----|-----|------|------|------|------|----|----|-------|
| Nicholas Singleton | 4 | 53 | 410 | 2 | 408 | 7.7 | 3 | 41 | 102.0 |
| Kaytron Allen | 4 | 53 | 292 | 3 | 289 | 5.5 | 1 | 26 | 72.3 |
| Beau Pribula | 4 | 13 | 99 | 0 | 99 | 7.6 | 1 | 14 | 24.8 |
| Drew Allar | 4 | 22 | 128 | 36 | 92 | 4.2 | 2 | 15 | 23.0 |
| Cam Wallace | 3 | 18 | 66 | 3 | 63 | 3.5 | 1 | 13 | 21.0 |
| Tyler Warren | 4 | 3 | 29 | 0 | 29 | 9.7 | 1 | 16 | 7.3 |
| Quinton Martin | 1 | 7 | 28 | 4 | 24 | 3.4 | 0 | 10 | 24.0 |
| Liam Clifford | 4 | 1 | 12 | 0 | 12 | 12.0 | 0 | 12 | 3.0 |
| Team | 4 | 3 | 0 | 12 | -12 | -4.0 | 0 | 0 | -3.0 |
| Total | 4 | 173 | 1064 | 60 | 1004 | 5.8 | 9 | 41 | 251.0 |
| Opponents | 4 | 125 | 428 | 140 | 288 | 2.3 | 2 | 41 | 72.0 |

Passing

| Player | gp | effic | comp-att-int | pct | yds | td | lg | avg/g |
|--------------|----|-------|--------------|-------|-----|----|----|-------|
| Drew Allar | 4 | 193.6 | 56-79-1 | 70.9 | 864 | 8 | 59 | 216.0 |
| Beau Pribula | 4 | 201.7 | 7-10-1 | 70.0 | 102 | 2 | 19 | 25.5 |
| Tyler Warren | 4 | 572.8 | 1-1-0 | 100.0 | 17 | 1 | 17 | 4.3 |
| Total | 4 | 198.7 | 64-90-2 | 71.1 | 983 | 11 | 59 | 245.8 |
| Opponents | 4 | 104.5 | 58-107-4 | 54.2 | 618 | 3 | 32 | 154.5 |

Receiving

| Player | gp | no. | yds | avg | td | lg | avg/g |
|----------------------|----|-----|-----|------|----|----|-------|
| Tyler Warren | 4 | 20 | 260 | 13.0 | 2 | 30 | 65.0 |
| Harrison Wallace III | 4 | 11 | 184 | 16.7 | 2 | 50 | 46.0 |
| Omari Evans | 4 | 9 | 217 | 24.1 | 2 | 59 | 54.3 |
| Nicholas Singleton | 4 | 6 | 74 | 12.3 | 2 | 17 | 18.5 |
| Julian Fleming | 4 | 5 | 72 | 14.4 | 0 | 39 | 18.0 |
| Liam Clifford | 4 | 5 | 73 | 14.6 | 1 | 38 | 18.3 |
| Luke Reynolds | 4 | 3 | 35 | 11.7 | 0 | 19 | 8.8 |
| Khalil Dinkins | 3 | 2 | 20 | 10.0 | 1 | 13 | 6.7 |
| Anthony Ivey | 2 | 1 | 15 | 15.0 | 0 | 15 | 7.5 |
| Kaytron Allen | 4 | 1 | 20 | 20.0 | 1 | 20 | 5.0 |
| Tyseer Denmark | 1 | 1 | 13 | 13.0 | 0 | 13 | 13.0 |
| Total | 4 | 64 | 983 | 15.4 | 11 | 59 | 245.8 |
| Opponents | 4 | 58 | 618 | 10.7 | 3 | 32 | 154.5 |

Game Records

| Record | Overall | Home | Away | Neutral |
|----------------|---------|------|------|---------|
| ALL GAMES | 4-0 | 3-0 | 1-0 | 0-0 |
| CONFERENCE | 1-0 | 1-0 | 0-0 | 0-0 |
| NON-CONFERENCE | 3-0 | 2-0 | 1-0 | 0-0 |

Team Statistics

| | PSU | OPP |
|-----------------------------|--------------|------------|
| First Downs | 106 | 62 |
| Rushing | 54 | 22 |
| Passing | 48 | 32 |
| Penalty | 4 | 8 |
| Rushing Yardage | 1004 | 288 |
| Rushing attempts | 173 | 125 |
| Average per rush | 5.8 | 2.3 |
| Average per game | 251.0 | 72.0 |
| TDs Rushing | 9 | 2 |
| Passing Yardage | 983 | 618 |
| Comp-Att-Int | 64-90-2 | 58-107-4 |
| Average per pass | 10.9 | 5.8 |
| Average per catch | 15.4 | 10.7 |
| Average per game | 245.8 | 154.5 |
| TDs Passing | 11 | 3 |
| Total offense | 1987 | 906 |
| Average per play | 7.6 | 3.9 |
| Average per game | 496.8 | 226.5 |
| Kick returns: #-Yards | 5-81 | 4-85 |
| Punt returns: #-Yards | 5-27 | 1-0 |
| Int returns: #-Yards | 4-20 | 2-16 |
| Fumbles-Lost | 3-1 | 7-3 |
| Penalties-Yards | 28-264 | 15-103 |
| Punts-Avg | 11-43.9 | 21-42.6 |
| Time of possession / game | 31:59 | 28:01 |
| 3rd-down conversion | 21/41 | 16/51 |
| 4rd-down conversion | 2/3 | 4/7 |
| PAT-attempts | (19-19) 100% | (4-4) 100% |
| 2-point conversion-attempts | (0-1) 0% | (0-1) 0% |

Interceptions

| Player | no. | yds | avg | td | lg |
|----------------------|-----|-----|------|----|----|
| Zakee Wheatley | 1 | 0 | 0.0 | 0 | 0 |
| AJ Harris | 1 | 20 | 20.0 | 0 | 20 |
| Tony Rojas | 1 | 0 | 0.0 | 0 | 0 |
| Elliot Washington II | 1 | 0 | 0.0 | 0 | 0 |
| Total | 4 | 20 | 5.0 | 0 | 20 |
| Opponents | 2 | 16 | 8.0 | 0 | 13 |

Field Goals

| Player | fg | pct. | 01-19 | 20-29 | 30-39 | 40-49 | 50-99 | lg | blk |
|-----------------|-----|------|-------|-------|-------|-------|-------|----|-----|
| Sander Sahaydak | 2-5 | 40.0 | 0-0 | 1-1 | 0-0 | 1-4 | 0-0 | 43 | 0 |
| Opponents | 4-5 | 80.0 | 0-0 | 0-0 | 3-3 | 1-2 | 0-0 | 42 | 0 |

Scoring

| Player | td | fg | PAT | | | | dxdp | saf | pts |
|----------------------|----|-----|-------|------|-----|------|------|-----|-----|
| | | | kick | rush | rcv | pass | | | |
| Nicholas Singleton | 5 | - | - | - | - | - | - | - | 30 |
| Sander Sahaydak | - | 2-5 | 17-17 | - | - | - | - | - | 23 |
| Tyler Warren | 3 | - | - | - | - | - | - | - | 18 |
| Harrison Wallace III | 2 | - | - | - | - | - | - | - | 12 |
| Kaytron Allen | 2 | - | - | - | - | - | - | - | 12 |
| Drew Allar | 2 | - | - | - | - | - | - | - | 12 |
| Omari Evans | 2 | - | - | - | - | - | - | - | 12 |
| Khalil Dinkins | 1 | - | - | - | - | - | - | - | 6 |
| Liam Clifford | 1 | - | - | - | - | - | - | - | 6 |
| Beau Pribula | 1 | - | - | - | - | - | - | - | 6 |
| Cam Wallace | 1 | - | - | - | - | - | - | - | 6 |
| Ryan Barker | - | - | 2-2 | - | - | - | - | - | 2 |
| Total | 20 | 2-5 | 19-19 | 0 | 0 | 0 | 0 | 0 | 145 |
| Opponents | 5 | 4-5 | 4-4 | 0 | 0 | 0 | 0 | 0 | 46 |

Score by Periods

| Team | 1st | 2nd | 3rd | 4th | OT | TOT |
|-----------|-----|-----|-----|-----|----|-----|
| Penn St. | 21 | 54 | 35 | 35 | 0 | 145 |
| Opponents | 17 | 20 | 0 | 9 | 0 | 46 |

FG Sequence

| Team Name | Penn St. | Opponents |
|---------------|-----------|-----------|
| Illinois | 40,40 | 45 |
| West Virginia | 47 | (38),(39) |
| Bowling Green | (43),(28) | (33),(42) |

Kickoffs

| Player | no. | yds | avg | tb | ob | retn | net | ydln |
|-------------|-----|------|------|----|----|------|------|------|
| Gabe Nwosu | 25 | 1596 | 63.8 | 15 | 2 | | | |
| Ryan Barker | 1 | 61 | 61.0 | 0 | 0 | | | |
| Total | 26 | 1657 | 63.7 | 15 | 2 | 4 | 39.3 | 25 |
| Opponents | 12 | 735 | 61.3 | 7 | 0 | 5 | 39.9 | 25 |

Punting

| Player | no. | yds | avg | lg | tb | fc | i20 | 50+ | blk |
|----------------|-----|-----|------|----|----|----|-----|-----|-----|
| Riley Thompson | 11 | 483 | 43.9 | 56 | 1 | 8 | 4 | 1 | 0 |
| Total | 11 | 483 | 43.9 | 56 | 1 | 8 | 4 | 1 | 0 |
| Opponents | 21 | 895 | 42.6 | 55 | 0 | 11 | 10 | 1 | 0 |

Punt Returns

| Player | no. | yds | avg | td | lg |
|----------------|-----|-----|-----|----|----|
| Kaden Saunders | 4 | 25 | 6.3 | 0 | 23 |
| Jake Spencer | 1 | 2 | 2.0 | 0 | 2 |
| Total | 5 | 27 | 5.4 | 0 | 23 |
| Opponents | 1 | 0 | 0.0 | 0 | 0 |

Kick Returns

| Player | no. | yds | avg | td | lg |
|--------------------|-----|-----|------|----|----|
| Nicholas Singleton | 4 | 76 | 19.0 | 0 | 20 |
| Andrew Rappleyea | 1 | 5 | 5.0 | 0 | 5 |
| Total | 5 | 81 | 16.2 | 0 | 20 |
| Opponents | 4 | 85 | 21.3 | 0 | 35 |

All Purpose

| Player | g | rush | rcv | pr | kr | ir | total | avg/g |
|----------------------|---|------|-----|----|----|----|-------|-------|
| Nicholas Singleton | 4 | 408 | 74 | 0 | 76 | 0 | 558 | 139.5 |
| Kaytron Allen | 4 | 289 | 20 | 0 | 0 | 0 | 309 | 77.3 |
| Tyler Warren | 4 | 29 | 260 | 0 | 0 | 0 | 289 | 72.3 |
| Omari Evans | 4 | 0 | 217 | 0 | 0 | 0 | 217 | 54.3 |
| Harrison Wallace III | 4 | 0 | 184 | 0 | 0 | 0 | 184 | 46.0 |
| Beau Pribula | 4 | 99 | 0 | 0 | 0 | 0 | 99 | 24.8 |
| Drew Allar | 4 | 92 | 0 | 0 | 0 | 0 | 92 | 23.0 |
| Liam Clifford | 4 | 12 | 73 | 0 | 0 | 0 | 85 | 21.3 |
| Julian Fleming | 4 | 0 | 72 | 0 | 0 | 0 | 72 | 18.0 |
| Cam Wallace | 3 | 63 | 0 | 0 | 0 | 0 | 63 | 21.0 |
| Luke Reynolds | 4 | 0 | 35 | 0 | 0 | 0 | 35 | 8.8 |
| Kaden Saunders | 4 | 0 | 0 | 25 | 0 | 0 | 25 | 6.3 |
| Quinton Martin | 1 | 24 | 0 | 0 | 0 | 0 | 24 | 24.0 |
| Khalil Dinkins | 3 | 0 | 20 | 0 | 0 | 0 | 20 | 6.7 |
| AJ Harris | 4 | 0 | 0 | 0 | 0 | 20 | 20 | 5.0 |
| Anthony Ivey | 2 | 0 | 15 | 0 | 0 | 0 | 15 | 7.5 |
| Tyseer Denmark | 1 | 0 | 13 | 0 | 0 | 0 | 13 | 13.0 |
| Andrew Rappleyea | 1 | 0 | 0 | 0 | 5 | 0 | 5 | 5.0 |
| Jake Spencer | 2 | 0 | 0 | 2 | 0 | 0 | 2 | 1.0 |
| Total | 4 | 1004 | 983 | 27 | 81 | 20 | 2115 | 528.8 |
| Opponents | 4 | 288 | 618 | 0 | 85 | 16 | 1007 | 251.8 |

Total Offense

| Player | g | plays | rush | pass | total | avg/g |
|--------------------|---|-------|------|------|-------|-------|
| Drew Allar | 4 | 101 | 92 | 864 | 956 | 239.0 |
| Nicholas Singleton | 4 | 53 | 408 | 0 | 408 | 102.0 |
| Kaytron Allen | 4 | 53 | 289 | 0 | 289 | 72.3 |
| Beau Pribula | 4 | 23 | 99 | 102 | 201 | 50.3 |
| Cam Wallace | 3 | 18 | 63 | 0 | 63 | 21.0 |
| Tyler Warren | 4 | 4 | 29 | 17 | 46 | 11.5 |
| Quinton Martin | 1 | 7 | 24 | 0 | 24 | 24.0 |
| Liam Clifford | 4 | 1 | 12 | 0 | 12 | 3.0 |
| Total | 4 | 263 | 1004 | 983 | 1987 | 496.8 |
| Opponents | 4 | 232 | 288 | 618 | 906 | 226.5 |

2024 RESULTS & STATISTICS

Team Defense

| | | | Tackles | | | | Sacks | Pass defense | | | Fumbles | | blkd | |
|----|----------------------|----------|------------|------------|------------|---------------|--------------|--------------|-----------|-----------|-------------|----------|----------|----------|
| ## | Player | gp | ua | a | tot | tfl/yds | no-yds | int-yds | brup | qbh | fr-yds | ff | kick | saf |
| 1 | Jaylen Reed | 4 | 14 | 16 | 30 | 2-16 | 0.5-4 | . | 2 | 1 | 1-0 | . | . | . |
| 11 | Abdul Carter | 4 | 12 | 7 | 19 | 6.5-26 | 3-12 | . | 2 | 1 | . | 1 | . | . |
| 41 | Kobe King | 4 | 10 | 8 | 18 | 1.5-3 | 1-3 | . | . | . | . | . | . | . |
| 6 | Zakee Wheatley | 4 | 9 | 7 | 16 | 0.5-1 | . | 1-0 | 2 | . | . | . | . | . |
| 13 | Tony Rojas | 4 | 9 | 6 | 15 | 2.5-3 | . | 1-0 | 1 | 1 | . | . | . | . |
| 2 | Kevin Winston | 2 | 8 | 5 | 13 | . | . | . | . | . | . | 1 | . | . |
| 5 | Cam Miller | 4 | 8 | 3 | 11 | 1-7 | 1-7 | . | . | 2 | . | . | . | . |
| 4 | AJ Harris | 4 | 3 | 8 | 11 | . | . | 1-20 | 2 | . | . | . | . | . |
| 28 | Zane Durant | 4 | 7 | 3 | 10 | 4.5-22 | 2-16 | . | 1 | 1 | . | . | . | . |
| 43 | Tyler Elsdon | 4 | 3 | 6 | 9 | . | . | . | 2 | . | . | . | . | . |
| 91 | Dvon J-Thomas | 4 | 4 | 4 | 8 | 1-5 | . | . | . | . | . | . | . | . |
| 3 | Jalen Kimber | 4 | 6 | 2 | 8 | . | . | . | 1 | . | . | . | . | . |
| 0 | Dominic DeLuca | 3 | 2 | 4 | 6 | . | . | . | . | . | . | . | . | . |
| 33 | Dani Dennis-Sutton | 4 | 4 | 2 | 6 | 2-10 | 2-10 | . | 1 | 1 | 1-1 | 1 | . | . |
| 24 | Ta'Mere Robinson | 3 | 5 | 1 | 6 | 1-1 | . | . | . | . | . | . | . | . |
| 7 | Zion Tracy | 4 | 3 | 2 | 5 | . | . | . | . | . | . | . | . | . |
| 40 | Anthony Specca | 1 | 2 | 3 | 5 | . | . | . | . | 1 | . | . | . | . |
| 99 | Coziah Izzard | 4 | 2 | 2 | 4 | 1.5-2 | . | . | . | . | . | . | . | . |
| 51 | Hakeem Beamon | 4 | 1 | 2 | 3 | 1.5-5 | . | . | . | . | . | . | . | . |
| 92 | Smith Vilbert | 4 | 1 | 2 | 3 | 1.5-10 | 1.5-10 | . | . | . | 1-9 | 1 | . | . |
| 15 | Amin Vanover | 4 | . | 3 | 3 | . | . | . | . | 1 | . | . | . | . |
| 29 | Audavion Collins | 4 | 2 | 1 | 3 | . | . | . | . | . | . | . | . | . |
| 16 | Elliot Washington II | 4 | 2 | 1 | 3 | . | . | 1-0 | 2 | . | . | . | . | . |
| 50 | Alonzo Ford Jr. | 4 | 1 | 1 | 2 | . | . | . | . | . | . | . | . | . |
| 58 | Kaleb Artis | 4 | 1 | 1 | 2 | . | . | . | . | . | . | . | . | . |
| 10 | Dejuan Lane | 4 | . | 2 | 2 | . | . | . | . | . | . | . | . | . |
| 12 | Jon Mitchell | 1 | . | 2 | 2 | . | . | . | . | . | . | . | . | . |
| 2 | Liam Clifford | 4 | 1 | . | 1 | . | . | . | . | . | . | . | . | . |
| 49 | Ben Chizmar | 2 | . | 1 | 1 | . | . | . | . | . | . | . | . | . |
| 13 | Kaytron Allen | 4 | 1 | . | 1 | . | . | . | . | . | . | . | . | . |
| 14 | Tyrece Mills | 4 | . | 1 | 1 | . | . | . | . | . | . | . | . | . |
| 8 | DaKaari Nelson | 4 | . | 1 | 1 | . | . | . | . | . | . | . | . | . |
| 39 | Ty Blanding | 2 | 1 | . | 1 | 1-1 | . | . | . | . | . | . | . | . |
| 56 | Joseph Mupoyi | 1 | . | 1 | 1 | . | . | . | . | . | . | . | . | . |
| 18 | Max Granville | 1 | . | . | . | . | . | . | 1 | 1 | . | . | . | . |
| 21 | Vaboue Toure | 1 | . | . | . | . | . | . | 1 | . | . | . | . | . |
| | Totals | 4 | 122 | 108 | 230 | 28-112 | 11-62 | 4-20 | 18 | 10 | 3-10 | 4 | 0 | 0 |
| | Opponents | 4 | 149 | 130 | 279 | 12-48 | 5-34 | 2-16 | 6 | 6 | 1-0 | 1 | 0 | 0 |

SCORING SUMMARY

| Plays | Yds | Time | Result | Qtr. | Scoring Play |
|-------------------|-----|------|--------|------|---|
| WEST VIRGINIA (5) | | | | | |
| 4 | 84 | 1:42 | TD | 2 | Wallace III 50-yd pass from Allar (Pass failed) |
| 10 | 71 | 3:45 | TD | 2 | Allen 20-yd pass from Allar (Sahaydak kick) |
| 3 | 73 | 0:26 | TD | 2 | Wallace III 18-yd pass from Allar (Sahaydak kick) |
| 9 | 78 | 4:39 | TD | 3 | Singleton 40-yd run (Sahaydak kick) |
| 6 | 70 | 3:46 | TD | 4 | Warren 19-yd pass from Pribula (Sahaydak kick) |
| BOWLING GREEN (6) | | | | | |
| 6 | 75 | 2:25 | TD | 1 | Allar 6-yd run (Sahaydak kick) |
| 3 | 75 | 1:00 | TD | 2 | Evans 29-yd pass from Allar (Sahaydak kick) |
| 6 | 19 | 3:01 | FG | 2 | 43 yd field goal Sahaydak |
| 10 | 64 | 3:22 | FG | 2 | 28 yd field goal Sahaydak |
| 8 | 85 | 4:07 | TD | 3 | Singleton 14 yd pass from Allar (Sahaydak kick) |
| 1 | 41 | 0:07 | TD | 4 | Singleton 41-yd run (Sahaydak kick) |
| KENT STATE (8) | | | | | |
| 9 | 89 | 4:41 | TD | 1 | Warren 16-yd pass from Allar (Sahaydak kick) |
| 7 | 90 | 2:36 | TD | 2 | Singleton 17-yd pass from Warren (Sahaydak kick) |
| 6 | 79 | 1:32 | TD | 2 | Clifford 14-yd pass from Allar (Sahaydak kick) |
| 7 | 75 | 0:44 | TD | 2 | Allar 5-yd run (Sahaydak kick) |
| 4 | 75 | 1:47 | TD | 3 | Evans 59-yd pass from Allar (Sahaydak kick) |
| 9 | 91 | 4:50 | TD | 3 | Dinkins 13-yd pass from Pribula (Sahaydak kick) |
| 8 | 67 | 3:55 | TD | 4 | Wallace 1-yd run (Sahaydak kick) |
| 13 | 83 | 6:11 | TD | 4 | Pribula 1-yd run (Barker kick) |
| ILLINOIS (3) | | | | | |
| 8 | 75 | 4:02 | TD | 1 | Warren 3-yd run (Sahaydak kick) |
| 12 | 74 | 6:16 | TD | 3 | Singleton 4-yd run (Sahaydak kick) |
| 8 | 41 | 3:55 | TD | 4 | Allen 5-yd run (Barker kick) |

RED ZONE RECAP

| PENN STATE | | | |
|------------------|----------------|------------------------------|------|
| Opponent | Scores/Chances | Result | Pct. |
| at West Virginia | 3/3 | 3 TD | 100% |
| Bowling Green | 3/4 | 2 TD, 1 FG, 1 INT | 75% |
| Kent State | 7/7 | 7 TD | 100% |
| Illinois | 3/4 | 3 TD, 1 FG MISS | 75% |
| TOTAL | 16/18 | 15 TD, 1 FG, 1 FG MISS 1 INT | 88.9 |

| OPPONENT | | | |
|------------------|----------------|--------------------------------------|------|
| Opponent | Scores/Chances | Result | Pct. |
| at West Virginia | 3/4 | 1 TD, 2 FG, 1 TO on Downs | 75% |
| Bowling Green | 3/3 | 2 TD, 1 FG | 100% |
| Kent State | 0/0 | - | - |
| Illinois | 1/2 | 1 TD, 1 FG MISS | 50 % |
| TOTAL | 7/9 | 4 TD, 3 FG, 1 FG MISS, 1 TO on Downs | 77.8 |

PENN STATE GAME-BY-GAME

| Date | Opponent | Rushing | | | | Receiving | | | | Passing | | | | Kick Returns | | | | Punt Returns | | | | tot | | |
|------------|------------------|---------|------|----|----|-----------|-----|----|----|---------|-----|-----|-----|--------------|----|-----|-----|--------------|----|-----|-----|-----|----|------|
| | | no. | yds | td | lg | no. | yds | td | lg | cmp | att | int | yds | td | lg | no. | yds | td | lg | no. | yds | td | lg | off |
| 08/31/2024 | at West Virginia | 42 | 222 | 1 | 40 | 12 | 235 | 4 | 55 | 12 | 18 | 0 | 235 | 4 | 55 | 4 | 61 | 0 | 20 | 0 | 0 | 0 | 0 | 457 |
| 09/07/2024 | Bowling Green | 37 | 234 | 2 | 41 | 13 | 204 | 2 | 30 | 13 | 20 | 1 | 204 | 2 | 30 | 0 | 0 | 0 | 0 | 1 | -7 | 0 | 0 | 438 |
| 09/21/2024 | Kent St. | 50 | 309 | 3 | 18 | 24 | 409 | 5 | 59 | 24 | 31 | 1 | 409 | 5 | 59 | 0 | 0 | 0 | 0 | 4 | 34 | 0 | 23 | 718 |
| 09/28/2024 | Illinois | 44 | 239 | 3 | 14 | 15 | 135 | 0 | 20 | 15 | 21 | 0 | 135 | 0 | 20 | 1 | 20 | 0 | 20 | 0 | 0 | 0 | 0 | 374 |
| Penn St. | | 173 | 1004 | 9 | 41 | 64 | 983 | 11 | 59 | 64 | 90 | 2 | 983 | 11 | 59 | 5 | 81 | 0 | 20 | 5 | 27 | 0 | 23 | 1987 |
| Opponents | | 125 | 288 | 2 | 41 | 58 | 618 | 3 | 32 | 58 | 107 | 4 | 618 | 3 | 32 | 4 | 85 | 0 | 35 | 1 | 0 | 0 | 0 | 906 |

Penn St. Averages

| Games | Avg/ rush | Avg/ catch | Pass effc | KR avg | PR avg | All purpose avg/game | Total offense avg/game |
|-------|-----------|------------|-----------|--------|--------|----------------------|------------------------|
| 4 | 5.8 | 15.4 | 198.7 | 16.2 | 5.4 | 528.8 | 496.8 |

| Date | Opponent | ua | Tackles | | | Sacks | Fumble | | Pass Defense | | | blkd kick | PAT attempts | | | off | | |
|------------|------------------|-----|---------|-------|----------|-------|--------|--------|--------------|-----|------|--------------|--------------|------|-----|-----|-----|-----|
| | | | a | total | tfl-yds | | ff | fr-yds | int-yds | qbh | brup | | kick | rush | rcv | saf | t/o | pts |
| 08/31/2024 | at West Virginia | 35 | 34 | 69 | 6.0-33 | 2-15 | 2 | 2-1 | 1-0 | 0 | 5 | 0 | 4-4 | 0 | 0 | 0 | 0 | 34 |
| 09/07/2024 | Bowling Green | 31 | 32 | 63 | 3.0-7 | 0-0 | 0 | 0-0 | 2-0 | 3 | 5 | 0 | 4-4 | 0 | 0 | 0 | 7 | 34 |
| 09/21/2024 | Kent St. | 19 | 24 | 43 | 6.0-9 | 2-4 | 1 | 0-0 | 0-0 | 4 | 5 | 0 | 8-8 | 0 | 0 | 0 | 0 | 56 |
| 09/28/2024 | Illinois | 37 | 18 | 55 | 13.0-63 | 7-43 | 1 | 1-9 | 1-20 | 3 | 3 | 0 | 3-3 | 0 | 0 | 0 | 7 | 21 |
| Penn St. | | 122 | 108 | 230 | 28.0-112 | 11-62 | 4 | 3-10 | 4-20 | 10 | 18 | 0 | 19-19 | 0 | 0 | 0 | 14 | 145 |
| Opponents | | 149 | 130 | 279 | 12.0-48 | 5-34 | 1 | 1-0 | 2-16 | 6 | 6 | 0 | 4-4 | 0 | 0 | 0 | 0 | 46 |

| Date | Opponent | Punting | | | | | | | | | | Field Goals | | | Kickoffs | | | | |
|------------|------------------|---------|-----|------|------|------|----|----|-----|-----|--------|-------------|------|-----|----------|------|----|----|--|
| | | no. | yds | avg | long | blkd | tb | fc | 50+ | i20 | md-att | long | blkd | no. | yds | avg | tb | ob | |
| 08/31/2024 | at West Virginia | 4 | 176 | 44.0 | 49 | 0 | 1 | 3 | 0 | 1 | 0-1 | 0 | 0 | 6 | 375 | 62.5 | 2 | 0 | |
| 09/07/2024 | Bowling Green | 4 | 188 | 47.0 | 56 | 0 | 0 | 3 | 1 | 2 | 2-2 | 43 | 0 | 7 | 446 | 63.7 | 4 | 1 | |
| 09/21/2024 | Kent St. | 2 | 71 | 35.5 | 38 | 0 | 0 | 1 | 0 | 0 | 0-0 | 0 | 0 | 9 | 576 | 64.0 | 5 | 1 | |
| 09/28/2024 | Illinois | 1 | 48 | 48.0 | 48 | 0 | 0 | 1 | 0 | 1 | 0-2 | 0 | 0 | 4 | 260 | 65.0 | 4 | 0 | |
| Penn St. | | 11 | 483 | 43.9 | 56 | 0 | 1 | 8 | 1 | 4 | 2-5 | 43 | 0 | 26 | 1657 | 63.7 | 15 | 2 | |
| Opponents | | 21 | 895 | 42.6 | 55 | 0 | 0 | 11 | 1 | 10 | 4-5 | 42 | 0 | 12 | 735 | 61.3 | 7 | 0 | |

OPPONENT GAME-BY-GAME

| Date | Opponent | Rushing | | | | Receiving | | | | Passing | | | | Kick Returns | | | | Punt Returns | | | | tot | | |
|------------|------------------|---------|------|----|----|-----------|-----|----|----|---------|-----|-----|-----|--------------|----|-----|-----|--------------|----|-----|-----|-----|----|------|
| | | no. | yds | td | lg | no. | yds | td | lg | cmp | att | int | yds | td | lg | no. | yds | td | lg | no. | yds | td | lg | off |
| 08/31/2024 | at West Virginia | 37 | 85 | 1 | 12 | 15 | 161 | 0 | 25 | 15 | 29 | 1 | 161 | 0 | 25 | 2 | 35 | 0 | 20 | 0 | 0 | 0 | 0 | 246 |
| 09/07/2024 | Bowling Green | 26 | 121 | 1 | 41 | 25 | 254 | 2 | 32 | 25 | 40 | 2 | 254 | 2 | 32 | 1 | 15 | 0 | 15 | 1 | 0 | 0 | 0 | 375 |
| 09/21/2024 | Kent St. | 30 | 48 | 0 | 9 | 2 | 18 | 0 | 13 | 2 | 13 | 0 | 18 | 0 | 13 | 1 | 35 | 0 | 35 | 0 | 0 | 0 | 0 | 66 |
| 09/28/2024 | Illinois | 32 | 34 | 0 | 34 | 16 | 185 | 1 | 30 | 16 | 25 | 1 | 185 | 1 | 30 | 0 | 0 | 0 | 0 | 0 | 0 | 0 | 0 | 219 |
| Opponents | | 125 | 288 | 2 | 41 | 58 | 618 | 3 | 32 | 58 | 107 | 4 | 618 | 3 | 32 | 4 | 85 | 0 | 35 | 1 | 0 | 0 | 0 | 906 |
| Penn St. | | 173 | 1004 | 9 | 41 | 64 | 983 | 11 | 59 | 64 | 90 | 2 | 983 | 11 | 59 | 5 | 81 | 0 | 20 | 5 | 27 | 0 | 23 | 1987 |

Opponents Averages

| Games | Avg/ rush | Avg/ catch | Pass effic | KR avg | PR avg | All purpose avg/game | Total offense avg/game |
|-------|-----------|------------|------------|--------|--------|----------------------|------------------------|
| 4 | 2.3 | 10.7 | 104.5 | 21.3 | 0.0 | 251.8 | 226.5 |

| Date | Opponent | Tackles | | | Sacks | | Fumble | | Pass Defense | | | blkd | PAT attempts | | | off | | |
|------------|------------------|---------|-----|-------|----------|--------|--------|--------|--------------|-----|------|------|--------------|------|-----|-----|-----|-----|
| | | ua | a | total | tfl-yds | no-yds | ff | fr-yds | int-yds | qbh | brup | kick | kick | rush | rcv | saf | t/o | pts |
| 08/31/2024 | at West Virginia | 32 | 40 | 72 | 2.0-4 | 0-0 | 0 | 1-0 | 0-0 | 0 | 2 | 0 | 0-0 | 0 | 0 | 0 | 0 | 12 |
| 09/07/2024 | Bowling Green | 31 | 24 | 55 | 4.0-31 | 2-27 | 1 | 0-0 | 1-3 | 2 | 2 | 0 | 3-3 | 0 | 0 | 0 | 0 | 27 |
| 09/21/2024 | Kent St. | 46 | 34 | 80 | 3.0-7 | 1-2 | 0 | 0-0 | 1-13 | 1 | 2 | 0 | 0-0 | 0 | 0 | 0 | 0 | 0 |
| 09/28/2024 | Illinois | 40 | 32 | 72 | 3.0-6 | 2-5 | 0 | 0-0 | 0-0 | 3 | 0 | 0 | 1-1 | 0 | 0 | 0 | 0 | 7 |
| Opponents | | 149 | 130 | 279 | 12.0-48 | 5-34 | 1 | 1-0 | 2-16 | 6 | 6 | 0 | 4-4 | 0 | 0 | 0 | 0 | 46 |
| Penn St. | | 122 | 108 | 230 | 28.0-112 | 11-62 | 4 | 3-10 | 4-20 | 10 | 18 | 0 | 19-19 | 0 | 0 | 0 | 14 | 145 |

| Date | Opponent | Punting | | | | | | | | | | Field Goals | | | Kickoffs | | | | |
|------------|------------------|---------|-----|------|------|------|----|----|-----|-----|--------|-------------|------|-----|----------|------|----|----|--|
| | | no. | yds | avg | long | blkd | tb | fc | 50+ | i20 | md-att | long | blkd | no. | yds | avg | tb | ob | |
| 08/31/2024 | at West Virginia | 4 | 176 | 44.0 | 46 | 0 | 0 | 4 | 0 | 2 | 2-2 | 39 | 0 | 4 | 221 | 55.3 | 0 | 0 | |
| 09/07/2024 | Bowling Green | 3 | 122 | 40.7 | 48 | 0 | 0 | 1 | 0 | 1 | 2-2 | 42 | 0 | 5 | 325 | 65.0 | 5 | 0 | |
| 09/21/2024 | Kent St. | 10 | 423 | 42.3 | 55 | 0 | 0 | 4 | 1 | 5 | 0-0 | 0 | 0 | 1 | 65 | 65.0 | 1 | 0 | |
| 09/28/2024 | Illinois | 4 | 174 | 43.5 | 49 | 0 | 0 | 2 | 0 | 2 | 0-1 | 0 | 0 | 2 | 124 | 62.0 | 1 | 0 | |
| Opponents | | 21 | 895 | 42.6 | 55 | 0 | 0 | 11 | 1 | 10 | 4-5 | 42 | 0 | 12 | 735 | 61.3 | 7 | 0 | |
| Penn St. | | 11 | 483 | 43.9 | 56 | 0 | 1 | 8 | 1 | 4 | 2-5 | 43 | 0 | 26 | 1657 | 63.7 | 15 | 2 | |

INDIVIDUAL GAME-BY-GAME

RUSHING & RECEIVING

Rushing

| Player | No-Yds/TD | WVU | BGSU | KentSt | Illini |
|--------------------|-----------|----------|----------|---------|----------|
| Nicholas Singleton | 53-408/3 | 13-114/1 | 13-119/1 | 11-81/0 | 16-94/1 |
| Kaytron Allen | 53-289/1 | 10-20/0 | 14-101/0 | 11-66/0 | 18-102/1 |
| Drew Allar | 22-92/2 | 6-44/0 | 7-7/1 | 5-26/1 | 4-15/0 |
| Cam Wallace | 18-63/1 | 9-24/0 | - | 9-39/1 | DNP |
| Beau Pribula | 13-99/1 | 3-25/0 | 2-12/0 | 5-45/1 | 3-17/0 |
| Quinton Martin | 7-24/0 | DNP | DNP | 7-24/0 | DNP |
| Tyler Warren | 3-29/1 | - | - | 1-16/0 | 2-13/1 |
| Liam Clifford | 1-12/0 | - | - | 1-12/0 | - |

Receiving

| Player | No-Yds/TD | WVU | BGSU | KentSt | Illini |
|----------------------|-----------|---------|---------|---------|--------|
| Tyler Warren | 20-260/2 | 3-30/1 | 8-146/0 | 5-50/1 | 4-34/0 |
| Harrison Wallace III | 11-184/2 | 5-117/2 | - | 3-29/0 | 3-38/0 |
| Omari Evans | 9-217/2 | 2-55/0 | 2-34/1 | 4-116/1 | 1-12/0 |
| Nicholas Singleton | 6-74/2 | 1-13/0 | 1-14/1 | 2-22/1 | 2-25/0 |
| Liam Clifford | 5-73/1 | - | - | 3-64/1 | 2-9/0 |
| Julian Fleming | 5-72/0 | - | 1-3/0 | 2-60/0 | 2-9/0 |
| Luke Reynolds | 3-35/0 | - | - | 2-27/0 | 1-8/0 |
| Khalil Dinkins | 2-20/1 | DNP | 1-7/0 | 1-13/1 | - |
| Kaytron Allen | 1-20/1 | 1-20/1 | - | - | - |
| Anthony Ivey | 1-15/0 | - | DNP | 1-15/0 | DNP |
| Tyseer Denmark | 1-13/0 | DNP | DNP | 1-13/0 | DNP |

KICKING & PUNTING

KICKOFFS

| Season | KO | Total Yards | TB | OB | Kick Avg. | Returns | Rtn. Yds. | Yds./Rtn. |
|----------------|----|-------------|----|----|-----------|---------|-----------|-----------|
| Nwosu, Gabriel | 25 | 1,596 | 15 | 2 | 63.8 | 4 | 85 | 21.3 |
| Barker, Ryan | 1 | 61 | 0 | 0 | 61.0 | 0 | 0 | - |

Gabriel Nwosu

| Game | KO | Total Yards | TB | OB | Kick Avg. | Returns | Rtn. Yds. | Yds./Rtn. |
|------------|----|-------------|----|----|-----------|---------|-----------|-----------|
| at WVU | 6 | 375 | 2 | 0 | 62.5 | 2 | 35 | 17.5 |
| BGSU | 7 | 446 | 4 | 1 | 63.7 | 1 | 15 | 15.0 |
| Kent State | 8 | 515 | 5 | 1 | 64.4 | 1 | 35 | 35.0 |
| Illinois | 4 | 260 | 4 | 0 | 65.0 | 0 | 0 | 0.0 |

Ryan Barker

| Game | KO | Total Yards | TB | OB | Kick Avg. | Returns | Rtn. Yds. | Yds./Rtn. |
|------------|----|-------------|----|----|-----------|---------|-----------|-----------|
| Kent State | 1 | 61 | 0 | 0 | 61.0 | 0 | 0 | - |

PUNTING

| Season | No. | Total Yds | Avg. | Long | I20 | 50+ | TB | FC | Blk |
|-----------------|-----|-----------|------|------|-----|-----|----|----|-----|
| Thompson, Riley | 11 | 483 | 43.9 | 56 | 4 | 1 | 1 | 8 | 0 |

Riley Thompson

| Game | No. | Total Yds | Avg. | Long | I20 | 50+ | TB | FC | Blk |
|------------|-----|-----------|------|------|-----|-----|----|----|-----|
| at WVU | 4 | 176 | 44.0 | 49 | 1 | 0 | 1 | 3 | 0 |
| BGSU | 4 | 188 | 47.0 | 56 | 2 | 1 | 0 | 3 | 0 |
| Kent State | 2 | 71 | 35.5 | 38 | 0 | 0 | 0 | 1 | 0 |
| Illinois | 1 | 48 | 48.0 | 48 | 1 | 0 | 0 | 1 | 0 |

INDIVIDUAL GAME-BY-GAME

PASSING

| #9 Beau Pribula | Comp | Att | Int | Pct | Yards | TD | Long | Sacked | Effic. |
|-----------------|------|-----|-----|-------|-------|----|------|--------|--------|
| West Virginia | 1 | 1 | 0 | 100.0 | 19 | 1 | 19 | 0-0 | 589.6 |
| Kent St. | 6 | 9 | 1 | 66.7 | 83 | 1 | 19 | 0-0 | 158.6 |
| Totals | 7 | 10 | 1 | 70.0 | 102 | 2 | 19 | 0-0 | 201.7 |

| #15 Drew Allar | Comp | Att | Int | Pct | Yards | TD | Long | Sacked | Effic. |
|----------------|------|-----|-----|------|-------|----|------|--------|--------|
| West Virginia | 11 | 17 | 0 | 64.7 | 216 | 3 | 55 | 0-0 | 229.7 |
| Bowling Green | 13 | 20 | 1 | 65.0 | 204 | 2 | 30 | 2-27 | 173.7 |
| Kent St. | 17 | 21 | 0 | 81.0 | 309 | 3 | 59 | 1-2 | 251.7 |
| Illinois | 15 | 21 | 0 | 71.4 | 135 | 0 | 20 | 2-5 | 125.4 |
| Totals | 56 | 79 | 1 | 70.9 | 864 | 8 | 59 | 5-34 | 193.6 |

| #44 Tyler Warren | Comp | Att | Int | Pct | Yards | TD | Long | Sacked | Effic. |
|------------------|------|-----|-----|-------|-------|----|------|--------|--------|
| Kent St. | 1 | 1 | 0 | 100.0 | 17 | 1 | 17 | 0-0 | 572.8 |
| Totals | 1 | 1 | 0 | 100.0 | 17 | 1 | 17 | 0-0 | 572.8 |

TACKLE BREAKDOWN

| RUSHING TACKLES | | PASSING TACKLES | | SPECIAL TEAMS TACKLES | | Total | KO | Punt |
|-----------------------|-----|---------------------|----|-----------------------|---|-------|----|------|
| Reed, Jaylen | 22 | Miller, Cam | 9 | Robinson, Ta'Mere | 2 | 2 | 2 | 0 |
| Winston Jr., Kevin | 10 | Wheatley, Zakee | 7 | Eldson, Tyler | 1 | 1 | 1 | 0 |
| Rojas, Tony | 14 | Harris, A.J. | 7 | Tracy, Zion | 1 | 1 | 1 | 0 |
| King, Kobe | 13 | Reed, Jaylen | 5 | TOTALS | 4 | 4 | 4 | 0 |
| J-Thomas, Dvon | 9 | Rojas, Tony | 5 | | | | | |
| Carter, Abdul | 16 | Kimber, Jalen | 4 | | | | | |
| Durant, Zane | 10 | King, Kobe | 4 | | | | | |
| Eldson, Tyler | 7 | Collins, Audavion | 3 | | | | | |
| Wheatley, Zakee | 9 | Tracy, Zion | 3 | | | | | |
| Specu, Anthony | 5 | DeLuca, Dominic | 2 | | | | | |
| DeLuca, Dominic | 5 | Winston Jr., Kevin | 2 | | | | | |
| Kimber, Jalen | 4 | Carter, Abdul | 1 | | | | | |
| Harris, A.J. | 4 | Dennis-Sutton, Dani | 1 | | | | | |
| Robinson, Ta'Mere | 3 | Eldson, Tyler | 1 | | | | | |
| Dennis-Sutton, Dani | 3 | Robinson, Ta'Mere | 1 | | | | | |
| Artis, Kaleb | 2 | Vanover, Amin | 1 | | | | | |
| Beamon, Hakeem | 3 | TOTAL | 58 | | | | | |
| Ford Jr., Alonzo | 2 | | | | | | | |
| Izzard, Coziah | 4 | | | | | | | |
| Lane, Dejuan | 2 | | | | | | | |
| Mitchell, Jon | 2 | | | | | | | |
| Miller, Cam | 2 | | | | | | | |
| Vanover, Amin | 2 | | | | | | | |
| Vilbert, Smith | 3 | | | | | | | |
| Blanding, Ty | 1 | | | | | | | |
| Chizmar, Ben | 1 | | | | | | | |
| Mills, Tyrece | 1 | | | | | | | |
| Mupoyi, Joseph | 1 | | | | | | | |
| Tracy, Zion | 1 | | | | | | | |
| Washington II, Elliot | 3 | | | | | | | |
| Nelson, DaKaari | 1 | | | | | | | |
| TOTAL | 165 | | | | | | | |

INDIVIDUAL GAME-BY-GAME

ALL-PURPOSE

| Player | g | rush | rcv | pr | kr | ir | total | avg/g |
|----------------------|---|------|-----|----|----|----|-------|-------|
| Nicholas Singleton | 4 | 408 | 74 | 0 | 76 | 0 | 558 | 139.5 |
| Kaytron Allen | 4 | 289 | 20 | 0 | 0 | 0 | 309 | 77.3 |
| Tyler Warren | 4 | 29 | 260 | 0 | 0 | 0 | 289 | 72.3 |
| Omari Evans | 4 | 0 | 217 | 0 | 0 | 0 | 217 | 54.3 |
| Harrison Wallace III | 4 | 0 | 184 | 0 | 0 | 0 | 184 | 46.0 |
| Beau Pribula | 4 | 99 | 0 | 0 | 0 | 0 | 99 | 24.8 |
| Drew Allar | 4 | 92 | 0 | 0 | 0 | 0 | 92 | 23.0 |
| Liam Clifford | 4 | 12 | 73 | 0 | 0 | 0 | 85 | 21.3 |
| Julian Fleming | 4 | 0 | 72 | 0 | 0 | 0 | 72 | 18.0 |
| Cam Wallace | 3 | 63 | 0 | 0 | 0 | 0 | 63 | 21.0 |
| Luke Reynolds | 4 | 0 | 35 | 0 | 0 | 0 | 35 | 8.8 |
| Kaden Saunders | 4 | 0 | 0 | 25 | 0 | 0 | 25 | 6.3 |
| Quinton Martin | 1 | 24 | 0 | 0 | 0 | 0 | 24 | 24.0 |
| Khalil Dinkins | 3 | 0 | 20 | 0 | 0 | 0 | 20 | 6.7 |
| AJ Harris | 4 | 0 | 0 | 0 | 0 | 20 | 20 | 5.0 |
| Anthony Ivey | 2 | 0 | 15 | 0 | 0 | 0 | 15 | 7.5 |
| Tyseer Denmark | 1 | 0 | 13 | 0 | 0 | 0 | 13 | 13.0 |
| Andrew Rappleyea | 1 | 0 | 0 | 0 | 5 | 0 | 5 | 5.0 |
| Jake Spencer | 2 | 0 | 0 | 2 | 0 | 0 | 2 | 1.0 |
| Team | 4 | -12 | 0 | 0 | 0 | 0 | -12 | -3.0 |
| Total | 4 | 1004 | 983 | 27 | 81 | 20 | 2115 | 528.8 |
| Opponents | 4 | 288 | 618 | 0 | 85 | 16 | 1007 | 251.8 |

GAME LEADERS

| Opponent | Rushing Attempts | Rushing Yards | Receptions | Receiving Yards | All-Purpose Yards | Tackles |
|------------------|----------------------|-----------------|-----------------|-------------------|-------------------|------------------|
| at West Virginia | Singleton - 13 | Singleton - 114 | Wallace III - 5 | Wallace III - 117 | Singleton - 183 | Winston Jr. - 12 |
| Bowling Green | Allen - 14 | Singleton - 119 | Warren - 8 | Warren - 146 | Warren - 146 | Reed - 10 |
| Kent State | Allen/Singleton - 11 | Singleton - 81 | Warren - 5 | Evans - 116 | Evans - 116 | Specia - 5 |
| Illinois | Allen - 18 | Allen - 102 | Warren - 5 | Wallace III - 38 | Singleton - 139 | Reed - 8 |
| UCLA | - | - | - | - | - | - |
| at USC | - | - | - | - | - | - |
| at Wisconsin | - | - | - | - | - | - |
| Ohio State | - | - | - | - | - | - |
| Washington | - | - | - | - | - | - |
| at Purdue | - | - | - | - | - | - |
| at Minnesota | - | - | - | - | - | - |
| Maryland | - | - | - | - | - | - |

62 2024 PENN STATE FOOTBALL**INDIVIDUAL GAME-BY-GAME****TACKLES**

| Player | S-A | Total | WVU | BGSU | KentSt | Illini |
|----------------------|-------|-------|-----|------|--------|--------|
| Jaylen Reed | 14-16 | 30 | 3-6 | 4-6 | 1-2 | 6-2 |
| Abdul Carter | 12-7 | 19 | 1-0 | 5-2 | 2-2 | 4-3 |
| Kobe King | 10-8 | 18 | 1-2 | 4-3 | 1-0 | 4-3 |
| Zakee Wheatley | 9-7 | 16 | 3-1 | 2-4 | 1-0 | 3-2 |
| Tony Rojas | 9-6 | 15 | 2-3 | 2-3 | 2-0 | 3-0 |
| Kevin Winston | 8-5 | 13 | 7-5 | 1-0 | DNP | DNP |
| Cam Miller | 8-3 | 11 | 3-0 | 4-1 | 0-1 | 1-1 |
| AJ Harris | 3-8 | 11 | 0-3 | 1-3 | - | 2-2 |
| Zane Durant | 7-3 | 10 | 2-2 | 0-1 | 1-0 | 4-0 |
| Tyler Elsdon | 3-6 | 9 | 0-4 | 1-2 | - | 2-0 |
| Jalen Kimber | 6-2 | 8 | 3-0 | 1-1 | 1-1 | 1-0 |
| Dvon J-Thomas | 4-4 | 8 | 1-1 | 2-2 | 0-1 | 1-0 |
| Ta'Mere Robinson | 5-1 | 6 | 2-0 | DNP | 2-1 | 1-0 |
| Dani Dennis-Sutton | 4-2 | 6 | 1-0 | 1-1 | 1-1 | 1-0 |
| Dominic DeLuca | 2-4 | 6 | 2-3 | 0-1 | - | DNP |
| Zion Tracy | 3-2 | 5 | 1-0 | 0-1 | 1-0 | 1-1 |
| Anthony Specca | 2-3 | 5 | DNP | DNP | 2-3 | DNP |
| Coziah Izzard | 2-2 | 4 | 0-1 | 1-0 | - | 1-1 |
| Elliot Washington II | 2-1 | 3 | 1-0 | - | - | 1-1 |
| Audavion Collins | 2-1 | 3 | 1-0 | 0-1 | 1-0 | - |
| Hakeem Beamon | 1-2 | 3 | 0-1 | - | 0-1 | 1-0 |
| Smith Vilbert | 1-2 | 3 | 1-0 | - | 0-1 | 0-1 |
| Amin Vanover | 0-3 | 3 | 0-2 | - | 0-1 | - |
| Alonzo Ford Jr. | 1-1 | 2 | - | 1-0 | 0-1 | - |
| Kaleb Artis | 1-1 | 2 | - | - | 1-1 | - |
| Dejuan Lane | 0-2 | 2 | - | - | 0-2 | - |
| Jon Mitchell | 0-2 | 2 | DNP | DNP | 0-2 | DNP |
| Liam Clifford | 1-0 | 1 | - | 1-0 | - | - |
| Kaytron Allen | 1-0 | 1 | - | - | 1-0 | - |
| Ty Blanding | 1-0 | 1 | - | DNP | 1-0 | DNP |
| DaKaari Nelson | 0-1 | 1 | - | - | - | 0-1 |
| Tyrece Mills | 0-1 | 1 | - | - | 0-1 | - |
| Ben Chizmar | 0-1 | 1 | DNP | DNP | 0-1 | - |
| Joseph Mupoyi | 0-1 | 1 | DNP | DNP | 0-1 | DNP |

INDIVIDUAL GAME-BY-GAME

TACKLES FOR LOSS

| Player | UA-A | Total | WVU | BGSU | KentSt | Illini |
|--------------------|------|-------|--------|-------|--------|--------|
| Abdul Carter | 5-3 | 6.5 | - | 1.0-1 | 1.5-3 | 4.0-22 |
| Zane Durant | 4-1 | 4.5 | 1.5-12 | - | 1.0-1 | 2.0-9 |
| Tony Rojas | 2-1 | 2.5 | 1.5-1 | - | - | 1.0-2 |
| Dani Dennis-Sutton | 2-0 | 2.0 | - | - | 1.0-2 | 1.0-8 |
| Jaylen Reed | 1-2 | 2.0 | 1.0-11 | - | 0.5-1 | 0.5-4 |
| Kobe King | 1-1 | 1.5 | - | - | - | 1.5-3 |
| Hakeem Beamon | 1-1 | 1.5 | 0.5-2 | - | - | 1.0-3 |
| Smith Vilbert | 1-1 | 1.5 | 1.0-6 | - | - | 0.5-4 |
| Coziah Izzard | 1-1 | 1.5 | - | 1.0-1 | - | 0.5-1 |
| Cam Miller | 1-0 | 1.0 | - | - | - | 1.0-7 |
| Ta'Mere Robinson | 1-0 | 1.0 | - | DNP | 1.0-1 | - |
| Ty Blanding | 1-0 | 1.0 | - | DNP | 1.0-1 | DNP |
| Dvon J-Thomas | 1-0 | 1.0 | - | 1.0-5 | - | - |
| Zakee Wheatley | 0-1 | 0.5 | 0.5-1 | - | - | - |

SACKS

| Player | UA-A | Total | WVU | BGSU | KentSt | Illini |
|--------------------|------|-------|-----|------|--------|--------|
| Abdul Carter | 3-0 | 3 | - | - | 1-2 | 2-10 |
| Zane Durant | 2-0 | 2 | 1-9 | - | - | 1-7 |
| Dani Dennis-Sutton | 2-0 | 2 | - | - | 1-2 | 1-8 |
| Smith Vilbert | 1-1 | 1.5 | 1-6 | - | - | 0.5-4 |
| Cam Miller | 1-0 | 1 | - | - | - | 1-7 |
| Kobe King | 1-0 | 1 | - | - | - | 1-3 |
| Jaylen Reed | 0-1 | 0.5 | - | - | - | 0.5-4 |

TURNOVERS BY GAME

PENN STATE: 7 GAINED

| TYPE | QTR | PLAYER | PLAYS/ YDS | 1st DOWNS | RESULT |
|-------------------|-----|--|---------------|--------------|-----------|
| WEST VIRGINIA (3) | | | | | |
| FUM | 1 | Jaylen Reed (no force) | 3/4 | 0 | PUNT |
| FUM | 4 | Dani Dennis-Sutton (forced by Smith Vilbert) | 7/14 | 1 | MISSED FG |
| INT | 4 | Elliot Washington II | 4/22 | 1 | HALF |
| BOWLING GREEN (2) | | | | | |
| INT | 4 | Tony Rojas | 3/4 | 0 | PUNT |
| INT | 4 | Zakee Wheatley | 1/41 | 0 | TD |
| KENT STATE (0) | | | | | |
| - | - | - | - | - | - |
| ILLINOIS (2) | | | | | |
| INT | 4 | AJ Harris | 8/41 | 3 | TD |
| FUM | 4 | Smith Vilbert (forced by Abdul Carter) | 1/-2 | 0 | HALF |

OPPONENT: 3 GAINED

| TYPE | QTR | PLAYER | PLAYS/ YDS | 1st DOWNS | RESULT |
|-------------------|-----|-----------------------|---------------|--------------|--------|
| WEST VIRGINIA (1) | | | | | |
| FUM | 1 | TJ Jackson (no force) | 1/-19 | 0 | FUM |
| BOWLING GREEN (1) | | | | | |
| INT | 3 | Jacorey Benjamin | 6/16 | 1 | PUNT |
| KENT STATE (1) | | | | | |
| INT | 1 | Kameron Olds | 4/13 | 1 | PUNT |
| ILLINOIS (0) | | | | | |
| - | - | - | - | - | - |

TURNOVERS BY PLAYER

FUMBLES

| Player | No-Lost | WVU | BGSU | KentSt | Illini |
|----------------|---------|-----|------|--------|--------|
| Kaden Saunders | 1-0 | - | 1-0 | - | - |
| Jake Spencer | 1-0 | - | DNP | 1-0 | DNP |

FORCED FUMBLES

| Player | Number | WVU | BGSU | KentSt | Illini |
|--------------------|--------|-----|------|--------|--------|
| Kevin Winston | 1 | 1 | - | DNP | DNP |
| Abdul Carter | 1 | - | - | - | 1 |
| Dani Dennis-Sutton | 1 | - | - | 1 | - |
| Smith Vilbert | 1 | 1 | - | - | - |

FUMBLES RECOVERED

| Player | Number | WVU | BGSU | KentSt | Illini |
|--------------------|--------|-----|------|--------|--------|
| Jaylen Reed | 1 | 1 | - | - | - |
| Dani Dennis-Sutton | 1 | 1 | - | - | - |
| Smith Vilbert | 1 | - | - | - | 1 |

INTERCEPTIONS

| Player | Total | at WVU | BG | KSU | ILL | UCLA | at USC | at WIS | OSU | WASH | at PUR | at MINN | UMD |
|----------------------|-------|--------|----|-----|-----|------|--------|--------|-----|------|--------|---------|-----|
| AJ Harris | - | - | - | - | 1 | - | - | - | - | - | - | - | - |
| Tony Rojas | 1 | - | 1 | - | - | - | - | - | - | - | - | - | - |
| Elliot Washington II | 1 | 1 | - | - | - | - | - | - | - | - | - | - | - |
| Zakee Wheatley | 1 | - | 1 | - | - | - | - | - | - | - | - | - | - |

INTERCEPTIONS THROWN

| Player | Total | at WVU | BG | KSU | ILL | UCLA | at USC | at WIS | OSU | WASH | at PUR | at MINN | UMD |
|--------------|-------|--------|----|-----|-----|------|--------|--------|-----|------|--------|---------|-----|
| Drew Allar | 1 | - | 1 | - | - | - | - | - | - | - | - | - | - |
| Beau Pribula | 1 | - | - | 1 | - | - | - | - | - | - | - | - | - |

SCORING BREAKDOWN

PENN STATE DRIVES

Totals: 22 scoring drives (10 TD, 2 FG)

Special Teams/Defensive Touchdowns:

LONGEST DRIVES BY:

Plays: 13 Kent State (9/21)
12 Illinois (9/28)

Yards: 91 Kent State (9/21)
90 Kent State (9/21)

Time: 6:16 Illinois (9/28)
6:11 Kent State (9/21)

OPPONENT DRIVES

Totals: 9 scoring drives (5 TD, 4 FG)

Special Teams/Defensive Touchdowns:

LONGEST DRIVES BY:

Plays: 13 West Virginia (8/31)
11 Illinois (9/28)

Yards: 75 3x, Last: vs. Illinois (9/28)
73 Bowling Green (9/7)

Time: 5:24 Illinois (9/28)
4:36 West Virginia (8/31)

LONG PLAY BREAKDOWN

BY YARDAGE

OFFENSE (20)

| Yards | Type | Player(s) | Opponent |
|-------|------|--|------------------|
| 59* | Pass | Evans, Omari from Allar, Drew | Kent State |
| 55 | Pass | Evans, Omari from Allar, Drew | at West Virginia |
| 50* | Pass | Wallace III, Harrison from Allar, Drew | at West Virginia |
| 42 | Pass | Clifford, Liam from Allar, Drew | Kent State |
| 41* | Run | Singleton, Nicholas | Bowling Green |
| 40* | Run | Singleton, Nicholas | at West Virginia |
| 40 | Run | Singleton, Nicholas | at West Virginia |
| 39 | Pass | Fleming, Julian from Allar, Drew | Kent State |
| 38 | Pass | Evans, Omari from Allar, Drew | Kent State |
| 30 | Pass | Warren, Tyler from Allar, Drew | Bowling Green |
| 29 | Pass | Warren, Tyler from Allar, Drew | Bowling Green |
| 29* | Pass | Evans, Omari from Allar, Drew | Bowling Green |
| 26 | Run | Allen, Kaytron | Bowling Green |
| 26 | Run | Allen, Kaytron | Bowling Green |
| 24 | Run | Singleton, Nicholas | Bowling Green |
| 23 | Pass | Warren, Tyler from Allar, Drew | Bowling Green |
| 22 | Pass | Warren, Tyler from Allar, Drew | Bowling Green |
| 21 | Pass | Fleming, Julian from Allar, Drew | Kent State |
| 20 | Pass | Wallace III, Harrison from Allar, Drew | Illinois |
| 20* | Pass | Allen, Kaytron from Allar, Drew | at West Virginia |

DEFENSE (1)

| Yards | Type | Player(s) | Opponent |
|-------|------|--------------|----------|
| 20 | INT | Harris, A.J. | Illinois |

SPECIAL TEAMS (3)

| Yards | Type | Player(s) | Opponent |
|-------|------|---------------------|------------------|
| 23 | PR | Saunders, Kaden | Kent State |
| 20 | KR | Singleton, Nicholas | Illinois |
| 20 | KR | Singleton, Nicholas | at West Virginia |

* - touchdown scored on play

LONG PLAY BREAKDOWN

LONG PLAYS BY THE NUMBERS

| BY YARDAGE | | | BY TYPE | | |
|------------|-----|----|----------------|-----|----|
| Yards | No. | TD | Type | No. | TD |
| 100+ | 0 | 0 | Rushing | 6 | 2 |
| 90-99 | 0 | 0 | Passing | 14 | 4 |
| 80-89 | 0 | 0 | Punt returns | 1 | 0 |
| 70-79 | 0 | 0 | Kick returns | 2 | 0 |
| 60-69 | 0 | 0 | Interceptions | 1 | 0 |
| 50-59 | 3 | 2 | Fumble returns | 0 | 0 |
| 40-49 | 4 | 2 | Other | 0 | 0 |
| 30-39 | 3 | 0 | TOTAL | 24 | 6 |
| 20-29 | 14 | 2 | | | |

20+ YARD PLAYS BY PLAYER

| Player | No. | TD | R | P | KR | PR | IR | FR |
|-----------------------|-----|----|---|----|----|----|----|----|
| Allen, Kaytron | 3 | 1 | 2 | 1 | - | - | - | - |
| Clifford, Liam | 1 | - | - | 1 | - | - | - | - |
| Evans, Omari | 4 | 2 | - | 4 | - | - | - | - |
| Fleming, Julian | 2 | - | - | 2 | - | - | - | - |
| Harris, A.J. | 1 | - | - | - | - | - | 1 | - |
| Saunders, Kaden | 1 | - | - | - | - | 1 | - | - |
| Singleton, Nicholas | 6 | 2 | 4 | - | 2 | - | - | - |
| Wallace III, Harrison | 2 | 1 | - | 2 | - | - | - | - |
| Warren, Tyler | 4 | - | - | 4 | - | - | - | - |
| TOTAL | 23 | 6 | 6 | 14 | 2 | 1 | 1 | - |

LONGEST PLAYS OF THE YEAR

| | | |
|---------------------|--|---------------------|
| Rushing | | |
| 41* | Singleton, Nicholas | Bowling Green (9/7) |
| Rushing Touchdown | | |
| 41* | Singleton, Nicholas | Bowling Green (9/7) |
| Passing | | |
| 59* | Evans, Omari from Allar, Drew | Kent State (9/21) |
| Passing Touchdown | | |
| 59* | Evans, Omari from Allar, Drew | Kent State (9/21) |
| Kick Return | | |
| 20 | 2x, Last: Singleton, Nicholas | Illinois (9/28) |
| Punt Return | | |
| 23 | Saunders, Kaden | Kent State (9/21) |
| Interception Return | | |
| 20 | Harris, A.J. | Illinois (9/28) |
| Fumble Return | | |
| 9 | Vilbert, Smith (forced by Carter, Abdul) | Illinois (9/28) |
| Punt | | |
| 56 | Thompson, Riley | Bowling Green (9/7) |
| Field Goal | | |
| 43 | Sahaydak, Sander | Bowling Green (9/7) |

* - touchdown scored on play

PENN STATE (24 PLAYS)

| Play | # | Long | Play | Opponent |
|---------------------|----|------|-------------------------------|------------------|
| Passing | 14 | 59* | Evans, Omari from Allar, Drew | Kent State |
| Rushing | 6 | 41* | Singleton, Nicholas | Bowling Green |
| Kick Return | 2 | 20 | Singleton, Nicholas | at West Virginia |
| Punt Return | 1 | 23 | Saunders, Kaden | Kent State |
| Interception Return | 1 | 20 | Harris, A.J. | Illinois |

OPPONENTS (13 PLAYS)

| Play | # | Long | Play | Opponent |
|-------------|---|------|---|---------------|
| Passing | 7 | 32 | Fannin Jr., Harold from Bazalak, Connor | Bowling Green |
| Rushing | 1 | 41* | Johnson, Jamal | Bowling Green |
| Kick Return | 2 | 35 | Martin, DaShawn | Kent State |

* - touchdown scored on play

68 2024 PENN STATE FOOTBALL

OFFENSIVE STARTERS

| OPPONENT | LT | LG | C | RG | RT | TE | QB | RB | WR | WR | WR/TE |
|------------------|---------|-------|---------|---------|--------|--------|-------|-----------|-------------|----------|---------------|
| at West Virginia | Shelton | Ioane | Dawkins | Wormley | Donkoh | Warren | Allar | Singleton | Wallace III | Clifford | Rapleyea (TE) |
| Bowling Green | Shelton | Ioane | Dawkins | Wormley | Donkoh | Warren | Allar | Singleton | Wallace III | Evans | Reynolds (TE) |
| Kent State | Shelton | Ioane | Dawkins | Wormley | Donkoh | Warren | Allar | Allen | Wallace III | Clifford | Fleming |
| Illinois | Shelton | Ioane | Dawkins | Wormley | Donkoh | Warren | Allar | Singleton | Wallace III | Clifford | Reynolds (TE) |
| UCLA | - | - | - | - | - | - | - | - | - | - | - |
| at USC | - | - | - | - | - | - | - | - | - | - | - |
| at Wisconsin | - | - | - | - | - | - | - | - | - | - | - |
| Ohio State | - | - | - | - | - | - | - | - | - | - | - |
| Washington | - | - | - | - | - | - | - | - | - | - | - |
| at Purdue | - | - | - | - | - | - | - | - | - | - | - |
| at Minnesota | - | - | - | - | - | - | - | - | - | - | - |
| Maryland | - | - | - | - | - | - | - | - | - | - | - |

DEFENSIVE STARTERS

| OPPONENT | DE | DT | DT | DE | LB | LB | LB/DB | CB | S | S | CB |
|------------------|--------|----------|--------|---------------|-------|------|--------------|---------------|-------------|------|--------|
| at West Virginia | Carter | J-Thomas | Durant | Dennis-Sutton | Rojas | King | Wheatley (S) | Harris | Winston Jr. | Reed | Kimber |
| Bowling Green | Carter | J-Thomas | Durant | Dennis-Sutton | Rojas | King | Wheatley (S) | Harris | Winston Jr. | Reed | Miller |
| Kent State | Carter | J-Thomas | Durant | Dennis-Sutton | Rojas | King | Miller (CB) | Washington II | Wheatley | Reed | Kimber |
| Illinois | Carter | J-Thomas | Durant | Dennis-Sutton | Rojas | King | Nelson (LB) | Harris | Wheatley | Reed | Kimber |
| UCLA | - | - | - | - | - | - | - | - | - | - | - |
| at USC | - | - | - | - | - | - | - | - | - | - | - |
| at Wisconsin | - | - | - | - | - | - | - | - | - | - | - |
| Ohio State | - | - | - | - | - | - | - | - | - | - | - |
| Washington | - | - | - | - | - | - | - | - | - | - | - |
| at Purdue | - | - | - | - | - | - | - | - | - | - | - |
| at Minnesota | - | - | - | - | - | - | - | - | - | - | - |
| Maryland | - | - | - | - | - | - | - | - | - | - | - |

CAREER STARTS

| Player | '20 | '21 | '22 | '23 | '24 | Total |
|----------------------------|-----|-----|-----|------|-----|-------|
| Wormley, Sal (OL) | - | - | 12 | 12 | 4 | 28 |
| Ford Jr., Alonzo (DT) | - | 13* | 12* | - | - | 25 |
| Carter, Abdul (LB/DE) | - | - | 6 | 12 | 4 | 22 |
| Fleming, Julian (WR) | - | 1^ | 9^ | 11^ | 1 | 22 |
| Beamon, Hakeem (DT) | - | - | 11 | 6 | - | 17 |
| Warren, Tyler (TE) | - | - | 3 | 11 | 4 | 18 |
| Allar, Drew (QB) | - | - | - | 12 | 4 | 16 |
| Reed, Jaylen (S) | - | - | - | 12 | 4 | 16 |
| Singleton, Nicholas (RB) | - | - | 7 | 6 | 3 | 16 |
| Durant, Zane (DT) | - | - | - | 11 | 4 | 15 |
| Kimber, Jalen (CB) | - | - | - | 11 % | 3 | 14 |
| King, Kobe (LB) | - | - | - | 10 | 4 | 14 |
| Winston Jr., Kevin (S) | - | - | - | 12 | 2 | 14 |
| Elsdon, Tyler (LB) | - | - | 12 | - | - | 12 |
| J-Thomas, Dvon (DT) | - | 1 | - | 7 | 4 | 12 |
| Allen, Kaytron | - | - | 3 | 6 | 1 | 10 |
| Wallace III, Harrison (WR) | - | - | - | 5 | 4 | 9 |
| Ioane, Vega (OL) | - | - | - | 4 | 4 | 8 |
| Nelson, JB (OL) | - | - | - | 8 | - | 8 |
| Shelton, Drew (OL) | - | - | 4 | - | 4 | 8 |
| Izzard, Coziah (DT) | - | 7 | - | - | - | 7 |
| Dennis-Sutton, Dani (DE) | - | - | - | 2 | 4 | 6 |

| Player | '20 | '21 | '22 | '23 | '24 | Total |
|----------------------------|-----|-----|-----|-----|-----|-------|
| Clifford, Liam (WR) | - | - | - | 1 | 3 | 4 |
| Dawkins, Nick (OL) | - | - | - | - | 4 | 4 |
| Donkoh, Anthony (OL) | - | - | - | - | 4 | 4 |
| Rojas, Tony (LB) | - | - | - | - | 4 | 4 |
| Wheatley, Zakee (S) | - | - | - | - | 4 | 4 |
| Carlan, Mason (OL) | - | - | - | 3 # | - | 3 |
| Harris, A.J. (CB) | - | - | - | - | 3 | 3 |
| Miller, Cam (CB) | - | - | - | - | 2 | 2 |
| Reynolds, Luke (TE) | - | - | - | - | 2 | 2 |
| Evans, Omari (WR) | - | - | - | - | 1 | 1 |
| Nelson, DaKaari (LB) | - | - | - | - | 1 | 1 |
| Rapleyea, Andrew (TE) | - | - | - | - | 1 | 1 |
| Vilbert,Smith (DE) | - | 1 | - | - | - | 1 |
| Washington II, Elliot (CB) | - | - | - | - | 1 | 1 |

* Old Dominion

^ Ohio State

% Florida

Air Force

PARTICIPATION CHART

| | GP/GS | at WVU | BG | KSU | ILL | UCLA | at USC | at WIS | OSU | WASH | at PUR | at MINN | UMD |
|----|---------------------------|--------|-------|-------|-------|-------|--------|--------|-----|------|--------|---------|-----|
| 0 | Dominic DeLuca | 3/0 | XXX | XXX | XXX | - | - | - | - | - | - | - | - |
| 1 | Reed, Jaylen | 4/4 | START | START | START | START | - | - | - | - | - | - | - |
| 2 | Clifford, Liam | 4/3 | START | XXX | START | START | - | - | - | - | - | - | - |
| 2 | Winston Jr., Kevin | 2/2 | START | START | - | - | - | - | - | - | - | - | - |
| 3 | Fleming, Julian | 3/1 | XXX | XXX | START | XXX | - | - | - | - | - | - | - |
| 3 | Kimber, Jalen | 4/3 | START | XXX | START | XXX | - | - | - | - | - | - | - |
| 4 | Harris, A.J. | 4/3 | START | START | XXX | XXX | - | - | - | - | - | - | - |
| 4 | Denmark, Tyseer | 1/0 | - | - | XXX | - | - | - | - | - | - | - | - |
| 5 | Miller, Cam | 4/2 | XXX | START | START | XXX | - | - | - | - | - | - | - |
| 5 | Evans, Omari | 4/1 | XXX | START | XXX | XXX | - | - | - | - | - | - | - |
| 6 | Wheatley, Zakee | 4/4 | START | START | START | START | - | - | - | - | - | - | - |
| 6 | Wallace III, Harrison | 4/4 | START | START | START | START | - | - | - | - | - | - | - |
| 7 | Saunders, Kaden | 4/0 | XXX | XXX | XXX | XXX | - | - | - | - | - | - | - |
| 7 | Tracy, Zion | 4/0 | XXX | XXX | XXX | XXX | - | - | - | - | - | - | - |
| 8 | Johnson, Tyler | 3/0 | XXX | XXX | XXX | - | - | - | - | - | - | - | - |
| 8 | Nelson, DaKaari | 4/1 | XXX | XXX | XXX | START | - | - | - | - | - | - | - |
| 9 | Pribula, Beau | 4/0 | XXX | XXX | XXX | XXX | - | - | - | - | - | - | - |
| 10 | Singleton, Nicholas | 4/3 | START | START | XXX | START | - | - | - | - | - | - | - |
| 10 | Lane, Dejuan | 4/0 | XXX | XXX | XXX | XXX | - | - | - | - | - | - | - |
| 11 | Carter, Abdul | 4/4 | START | START | START | START | - | - | - | - | - | - | - |
| 12 | Ivey, Anthony | 2/0 | XXX | - | XXX | - | - | - | - | - | - | - | - |
| 12 | Mitchell, Jon | 1/0 | - | - | XXX | - | - | - | - | - | - | - | - |
| 13 | Allen, Kaytron | 4/1 | XXX | XXX | START | START | - | - | - | - | - | - | - |
| 13 | Rojas, Tony | 4/4 | START | START | START | START | - | - | - | - | - | - | - |
| 14 | Mills, Tyrece | 4/0 | XXX | XXX | XXX | XXX | - | - | - | - | - | - | - |
| 15 | Vanover, Amin | 4/0 | XXX | XXX | XXX | XXX | - | - | - | - | - | - | - |
| 15 | Allar, Drew | 4/4 | START | START | START | START | - | - | - | - | - | - | - |
| 16 | Dinkins, Khalil | 3/0 | - | XXX | XXX | XXX | - | - | - | - | - | - | - |
| 16 | Washington II, Elliot | 4/1 | XXX | XXX | START | XXX | - | - | - | - | - | - | - |
| 17 | Woseley, Kenny | 1/0 | - | - | XXX | - | - | - | - | - | - | - | - |
| 18 | Schlaffer, Joey | 2/0 | XXX | - | XXX | - | - | - | - | - | - | - | - |
| 18 | Granville, Max | 1/0 | - | - | XXX | - | - | - | - | - | - | - | - |
| 21 | Toure, Vaboue | 1/0 | - | - | XXX | - | - | - | - | - | - | - | - |
| 23 | Belgrave-Shorter, Antoine | 1/0 | - | - | XXX | - | - | - | - | - | - | - | - |
| 24 | Robinson, Ta'Mere | 3/0 | XXX | - | XXX | XXX | - | - | - | - | - | - | - |
| 25 | Martin, Quinton | 1/0 | - | - | XXX | - | - | - | - | - | - | - | - |
| 26 | Wallace, Cam | 3/0 | XXX | XXX | XXX | - | - | - | - | - | - | - | - |
| 27 | Payne, Lamont | 1/0 | - | - | XXX | - | - | - | - | - | - | - | - |
| 28 | Durant, Zane | 4/4 | START | START | START | START | - | - | - | - | - | - | - |
| 29 | Collins, Audavion | 4/0 | XXX | XXX | XXX | XXX | - | - | - | - | - | - | - |
| 30 | Davis, Amiel | 1/0 | - | - | XXX | - | - | - | - | - | - | - | - |
| 31 | Dinkins, Kolin | 4/0 | XXX | XXX | XXX | XXX | - | - | - | - | - | - | - |
| 33 | Dennis-Sutton, Dani | 4/4 | START | START | START | START | - | - | - | - | - | - | - |
| 34 | Holzworth, Tyler | 1/0 | - | - | XXX | - | - | - | - | - | - | - | - |
| 35 | Sokach-Minnick, Blaise | 1/0 | - | - | XXX | - | - | - | - | - | - | - | - |
| 38 | Yates, Winston | 1/0 | - | - | XXX | - | - | - | - | - | - | - | - |
| 39 | Blanding, Ty | 2/0 | XXX | - | XXX | - | - | - | - | - | - | - | - |
| 40 | Specia, Anthony | 1/0 | - | - | XXX | - | - | - | - | - | - | - | - |
| 41 | King, Kobe | 3/3 | START | START | START | - | - | - | - | - | - | - | - |
| 43 | Elsdon, Tyler | 3/0 | XXX | XXX | XXX | - | - | - | - | - | - | - | - |
| 44 | Warren, Tyler | 4/4 | START | START | START | START | - | - | - | - | - | - | - |
| 44 | Harvey, Jaylen | 1/0 | - | - | XXX | - | - | - | - | - | - | - | - |
| 45 | Pryts, Jackson | 2/0 | - | - | XXX | XXX | - | - | - | - | - | - | - |
| 48 | Duzansky, Tyler | 4/0 | XXX | XXX | XXX | XXX | - | - | - | - | - | - | - |
| 49 | Chizmar, Ben | 2/0 | - | - | XXX | XXX | - | - | - | - | - | - | - |
| 50 | Ford Jr., Alonzo | 4/0 | XXX | XXX | XXX | XXX | - | - | - | - | - | - | - |
| 50 | Cousins, Cooper | 4/0 | XXX | XXX | XXX | XXX | - | - | - | - | - | - | - |
| 51 | Beamon, Hakeem | 4/0 | XXX | XXX | XXX | XXX | - | - | - | - | - | - | - |
| 52 | Rulli, Dominic | 4/0 | XXX | XXX | XXX | XXX | - | - | - | - | - | - | - |
| 53 | Dawkins, Nick | 4/4 | START | START | START | START | - | - | - | - | - | - | - |
| 54 | Gilliam, Xavier | 1/0 | - | - | XXX | - | - | - | - | - | - | - | - |
| 55 | Onoh, Chimdy | 1/0 | - | - | XXX | - | - | - | - | - | - | - | - |
| 56 | Nelson, JB | 4/0 | XXX | XXX | XXX | XXX | - | - | - | - | - | - | - |
| 56 | Mupoyi, Joseph | 1/0 | - | - | XXX | - | - | - | - | - | - | - | - |
| 58 | Artis, Kaleb | 4/0 | XXX | XXX | XXX | XXX | - | - | - | - | - | - | - |
| 63 | Birchmeier, Alex | 4/0 | XXX | XXX | XXX | XXX | - | - | - | - | - | - | - |
| 64 | Boyer, Eagan | 1/0 | - | - | XXX | - | - | - | - | - | - | - | - |
| 66 | Shelton, Drew | 4/4 | START | START | START | START | - | - | - | - | - | - | - |
| 68 | Donkoh, Anthony | 4/4 | START | START | START | START | - | - | - | - | - | - | - |
| 71 | Ioane, Olaivavega | 4/4 | START | START | START | START | - | - | - | - | - | - | - |
| 72 | Rucci, Nolan | 4/0 | XXX | XXX | XXX | XXX | - | - | - | - | - | - | - |
| 74 | Williams, J'ven | 4/0 | XXX | XXX | XXX | XXX | - | - | - | - | - | - | - |
| 77 | Wormley, Sal | 4/4 | START | START | START | START | - | - | - | - | - | - | - |
| 80 | Flowers, Mehki | 3/0 | XXX | XXX | - | XXX | - | - | - | - | - | - | - |
| 83 | Spencer, Jake | 2/0 | XXX | - | XXX | - | - | - | - | - | - | - | - |
| 85 | Reynolds, Luke | 4/2 | XXX | START | XXX | START | - | - | - | - | - | - | - |
| 87 | Rappleeye, Andrew | 1/1 | START | - | - | - | - | - | - | - | - | - | - |
| 88 | Cross, Jerry | 1/0 | - | - | XXX | - | - | - | - | - | - | - | - |
| 91 | J-Thomas, Dvon | 4/4 | START | START | START | START | - | - | - | - | - | - | - |
| 92 | Vilbert, Smith | 4/0 | XXX | XXX | XXX | XXX | - | - | - | - | - | - | - |
| 93 | Sahaydak, Sander | 4/0 | XXX | XXX | XXX | XXX | - | - | - | - | - | - | - |
| 94 | Barker, Ryan | 2/0 | - | - | XXX | XXX | - | - | - | - | - | - | - |
| 95 | Thompson, Riley | 4/0 | XXX | XXX | XXX | XXX | - | - | - | - | - | - | - |
| 95 | Mayer, Jordan | 4/0 | XXX | XXX | XXX | XXX | - | - | - | - | - | - | - |
| 99 | Izzard, Coziah | 4/0 | XXX | XXX | XXX | XXX | - | - | - | - | - | - | - |
| 99 | Nwosu, Gabriel | 4/0 | XXX | XXX | XXX | XXX | - | - | - | - | - | - | - |

PENN STATE

| | |
|---|--|
| 100+ Yards Rushing: | 102, Kaytron Allen vs. Illinois, 2024 |
| 150+ Yards Rushing: | 202, Journey Brown vs. Memphis, 2019 ~ |
| 200+ Yards Rushing: | 202, Journey Brown vs. Memphis, 2019 ~ |
| 300+ Yards Rushing: | 327, Larry Johnson at Indiana, 2002 |
| 30-34 Rushing Attempts: | 33, Saquon Barkley at Indiana, 2016 |
| 35+ Rushing Attempts: | 35, Zach Zwinak vs. Nebraska, 2013 |
| Three Touchdowns Rushing: | Nicholas Singleton vs. Delaware, 2023 |
| Four Touchdowns Rushing: | Saquon Barkley at Pittsburgh, 2016 |
| Five Touchdowns Rushing: | Ki-Jana Carter vs. Michigan State, 1994 |
| 60+ Yard Run: | 87, Nicholas Singleton vs. Utah, 2022^ |
| 70+ Yard Run: | 87, Nicholas Singleton vs. Utah, 2022^ |
| 80+ Yard Run: | 87, Nicholas Singleton vs. Utah, 2022^ |
| 90+ Yard Run: | 92, Saquon Barkley vs. Washington, 2017 @ |
| Two Players Rush For 100 Yards: | Nicholas Singleton (119) & Kaytron Allen (101) vs. Bowling Green, 2024 |
| QB/RB Rush For 100 Yards: | Will Levis (108) & Journey Brown (103) vs. Rutgers, 2019 |
| Four Rushing TD in One Quarter: | vs. UMass, (2nd; Belton [2], Zwinak [2]) 2014 |
| 300+ Yards Passing: | 309, Drew Allar vs. Kent State, 2024 |
| 350+ Yards Passing: | 371, Sean Clifford vs. Ohio State, 2022 |
| 400+ Yards Passing: | 401, Sean Clifford vs. Villanova, 2021 |
| 20-24 Pass Completions: | 20, Drew Allar vs. Indiana, 2023 |
| 25-29 Pass Completions: | 25, Drew Allar at Maryland, 2023 |
| 30-34 Pass Completions: | 32, Sean Clifford vs. Ohio State, 2022 |
| 35+ Pass Completions: | 37, Sean Clifford at Purdue, 2022 |
| 30-39 Pass Attempts: | 39, Drew Allar vs. Ole Miss, 2023 & |
| 40-49 Pass Attempts: | 42, Drew Allar at Ohio State, 2023 |
| 50+ Pass Attempts: | 52, Sean Clifford at Ohio State, 2021 |
| Four Touchdown Passes: | Drew Allar at Maryland, 2023 |
| Five Touchdown Passes: | Rashard Casey vs. Louisiana Tech, 2000 |
| Four Interceptions Thrown: | Zack Mills at Boston College, 2004 |
| 300+ Yards Total Offense: | 335 (309 P, 26 RU), Drew Allar vs. Kent State, 2024 |
| 350+ Yards Total Offense: | 361 (371 P, -10 R), Sean Clifford vs. Ohio State, 2022 |
| 400+ Yards Total Offense: | 452 (398 P, 54 R), Sean Clifford at Maryland, 2019 |
| 450+ Yards Total Offense: | 452 (398 P, 54 R), Sean Clifford at Maryland, 2019 |
| 100+ Yards Receiving: | 116, Omari Evans vs. Kent State, 2024 |
| 150+ Yards Receiving: | 179, Parker Washington vs. Ohio State, 2022 |
| 200+ Yards Receiving: | 242, Jahan Dotson at Maryland, 2021 |
| Two Players w/ 100 Yards Receiving: | Jahan Dotson (127) & Parker Washington (108) at Ohio State, 2021 |
| Two Players w/ 150 Yards Receiving: | Geno Lewis (173) & DaeSean Hamilton (165) vs. UCF, 2014 # |
| Back-to-Back 100 Yard Receiving Games: | KeAndre Lambert-Smith, (124 vs. Utah^; 123 vs. WVU), 2022-23 |
| Three Straight 100-Yard Receiving Games: | Jahan Dotson, (108 vs. MSU; 189 at Illinois; 102 at Wisconsin), 2020-21 |
| 10+ Receptions: | 11, Parker Washington vs. Ohio State, 2022 |
| 50+ Yard Reception: | 59, Omari Evans vs. Kent State, 2024 |
| 60+ Yard Reception: | 75, Tyler Warren vs. Ole Miss, 2023 & |
| 70+ Yard Reception: | 75, Tyler Warren vs. Ole Miss, 2023 & |
| 80+ Yard Reception: | 88, KeAndre Lambert-Smith vs. Utah, 2022 ^ |
| Three Touchdowns Receiving: | Jahan Dotson at Maryland, 2021 |
| Four Touchdowns Receiving: | Bobby Engram vs. Minnesota, 1993 |
| 150+ All-Purpose Yards: | 183 (114 Rush, 13 Rec, 56 KR), Nicholas Singleton at West Virginia |
| 200+ All-Purpose Yards: | 219 (179 Rush, 40 KR), Nicholas Singleton vs. Ohio, 2022 |
| 250+ All-Purpose Yards: | 254 (242 Rec, 12 PR), Jahan Dotson at Maryland, 2021 |
| 300+ All-Purpose Yards: | 358 (211 Rush, 94 Rec, 53 KR), Saquon Barkley at Iowa, 2017 (SR) |
| Five Touchdowns Scored: | 5 (4 rushing, 1 receiving), Saquon Barkley at Pittsburgh, 2016 |
| Kickoff Return For Touchdown: | 100, Nicholas Singleton at Rutgers, 2022 |
| Rushing, Receiving & Kickoff Return TD in a game: | Derrick Williams vs. Illinois, 2008 |
| 100-Yard Kickoff Return: | 100, Nicholas Singleton at Rutgers, 2022 |
| Punt Return For Touchdown: | 2x (56, 68), Daequan Hardy vs. UMass, 2023 |
| 80-Yard Punt Return: | 81, Jahan Dotson vs. Michigan State, 2020 |
| Zero Punts in a Game: | Purdue, 2013 |
| Multiple Interceptions: | 2, Ji'Ayir Brown vs. Arkansas, 2022 \$ |
| 90-Yard Interception Return: | 99, Michael Mauti at Illinois, 2012 |
| Interception Return For Touchdown: | 26, Dominic DeLuca vs. Delaware, 2023 |
| Five Interceptions in a Game (Team): | at Rutgers, 2014 |
| Multiple Forced Fumbles: | 3, Lamont Wade, at Ohio State, 2019 |
| Multiple Fumble Recoveries: | 2, Curtis Jacobs vs. Iowa, 2023 |
| Fumble Return For Touchdown (Defense): | (2); 14 yards, Kobe King; 70 yards, Ji'Ayir Brown at Rutgers, 2022 |
| Fumble Return For Touchdown (Special Teams): | 14 yds, Nick Scott (forced by Irvin Charles) vs. Indiana, 2017 |
| Blocked Field Goal: | Arnold Ebiketie vs. Indiana, 2021 |
| Blocked Field Goal For Touchdown: | 60 yards, Grant Haley (Marcus Allen block) vs. Ohio State, 2016 |
| Blocked Extra Point: | Parker Cothren at Northwestern, 2015 |
| Blocked Punt: | Dominic DeLuca vs. UMass, 2023 |
| Two Blocked Punts: | Jonathan Sutherland vs. Idaho, 2019 |
| Blocked Punt For Touchdown: | 0 yards, Michael Yancich (Mike Hull block) vs. Ohio State, 2012 |
| Safety: | Team (Forced fumble rolled through end zone), vs. Indiana, 2023 |
| Two-Point Conversion Attempt: | Beau Pribula (pass failed) at West Virginia, 2024 |
| Two-Point Conversion: | Beau Pribula (pass completed to Nicholas Singleton) vs. Ole Miss, 2023 & |
| 50-Yard Field Goal: | 50, Alex Felkins vs. Indiana, 2023 |
| Four Field Goals: | Tyler Davis at Rutgers, 2016 |
| Five Field Goals: | Collin Wagner vs. Temple, 2010 |

OPPONENT

| | |
|------------------------------------|--|
| 100+ Yards Rushing: | 106, Quinshon Judkins, Ole Miss, 2023 & |
| 150+ Yards Rushing: | (177) Donovan Edwards/(172) Blake Corum, Michigan, 2022 |
| 200+ Yards Rushing: | 223, Chase Brown, Illinois, 2021 |
| 30-34 Rushing Attempts: | 34, Quinshon Judkins, Ole Miss, 2023 & |
| 35+ Rushing Attempts: | 44, Mike Hart, Michigan, 2007 (OR) |
| Three Touchdowns Rushing: | Trevor Siemian, Northwestern, 2014 |
| Four Touchdowns Rushing: | Montee Ball, Wisconsin, 2011 |
| 50+ Yard Run: | 66, Marcus Yarns, Delaware, 2023 |
| 60+ Yard Run: | 66, Marcus Yarns, Delaware, 2023 |
| 70+ Yard Run: | 71, Jonathan Taylor, Wisconsin, 2018 |
| Two Players Rush For 100 Yards: | (177) Donovan Edwards/(172) Blake Corum, Michigan, 2022 |
| 300+ Yards Passing: | 379, Jaxson Dart, Ole Miss, 2023 & |
| 400+ Yards Passing: | 400, Brian Lewerke, Michigan State, 2017 |
| 500+ Yards Passing: | 532, Case Keenum, Houston, 2011 (OR) * |
| 25-29 Pass Completions: | 25, Connor Bazelak, Bowling Green, 2024 |
| 30-44 Pass Completions: | 30, Aidan O'Connell, at Purdue, 2022 |
| 45+ Pass Completions: | 45, Case Keenum, Houston, 2011 (OR) * |
| 30-39 Pass Attempts: | 39, Connor Bazelak, Bowling Green, 2024 |
| 40-49 Pass Attempts: | 40, Jaxson Dart, Ole Miss, 2023 & |
| 50+ Pass Attempts: | 57, Taulia Tagovailoa, at Maryland, 2021 |
| 60+ Pass Attempts: | 60, Aidan O'Connell, at Purdue, 2022 |
| Four Touchdown Passes: | 4, Justin Fields, Ohio State, 2020 |
| Five Touchdown Passes: | Sam Darnold, USC, 2016 ^ |
| Four Interceptions Thrown: | Luke Altmyer, Illinois, 2023 |
| Five Interceptions Thrown: | Gary Nova, Rutgers, 2014 |
| 300+ Yards Total Offense: | 408 (379 P, 14 RUSH, 15 REC), Jaxson Dart, Ole Miss, 2023 & |
| 400+ Yards Total Offense: | 408 (379 P, 14 RUSH, 15 REC), Jaxson Dart, Ole Miss, 2023 & |
| 500+ Yards Total Offense: | 542 (532 P, 10 R), Case Keenum, Houston, 2011 (OR) * |
| 100+ Yards Receiving: | 137, Harold Fannin Jr., Bowling Green, 2024 |
| 150+ Yards Receiving: | 162, Marvin Harrison Jr., Ohio State, 2023 |
| 200+ Yards Receiving: | 228, Patrick Edwards, Houston, 2011 * |
| 10+ Receptions: | 11, Harold Fannin Jr., Bowling Green, 2024 |
| 50+ Yard Reception: | 58, Jaxon Smith-Njigba from C.J. Stroud, Ohio State 2021 |
| 70+ Yard Reception: | 70, Akrum Wadley from Nate Stanley, Iowa, 2017 |
| 80+ Yard Reception: | 80, Dominique Barnes from Kurt Hess, Youngstown State, 2010 |
| 90+ Yard Reception: | 90, DeQuee Carter from Brendan Sorsby, Indiana, 2023 |
| Three Touchdown Receptions: | Deonta Burnett, USC, 2016 ^ |
| Kickoff Return For Touchdown: | 100, Darrynton Evans, Appalachian State, 2018 |
| 90-Yard Kickoff Return: | 100, Darrynton Evans, Appalachian State, 2018 |
| 100-Yard Kickoff Return: | 100, Darrynton Evans, Appalachian State, 2018 |
| Punt Return For Touchdown: | 58, Lynn Bowden Jr., Kentucky, 2018 + |
| 70-Yard Punt Return: | 75, Venric Mark, Northwestern, 2012 |
| 80-Yard Punt Return: | 87, Willie Reid, Florida State, 2005 ! |
| Multiple Interceptions: | 2, J.T. Tuimoloua, Ohio State, 2022 |
| Interception Return For Touchdown: | 14, J.T. Tuimoloua, Ohio State, 2022 |
| Fumble Return For Touchdown: | 57, Jerron Cage, Ohio State, 2021 |
| Blocked Punt: | Dominique Dafney, Iowa, 2018 |
| Blocked Punt For Touchdown: | 27, Lereentee McCray, Florida, 2011 \$ |
| Blocked Field Goal: | Zxavian Harris, Ole Miss, 2023 & |
| Blocked Extra Point: | Nick Aspey, vs. Central Michigan, 2022 |
| Safety: | 2, Team (blocked punt, snap out of the end zone on punt), Iowa, 2018 |
| Two Safeties: | Team (blocked punt, snap out of the end zone on punt), Iowa, 2018 |
| Defensive Extra Point: | 99, D.J. Johnson, Iowa, 2002 |
| 50-Yard Field Goal: | 52, Caden Davis, Ole Miss, 2023 & |
| Four Field Goals: | Noah Ruggles, Ohio State, 2021 |
| Two-Point Conversion Attempt: | Garret Greene (attempt failed, sacked), West Virginia, 2024 |
| Two-Point Conversion: | Jaxson Dart (pass completed to Caden Prieskorn), Ole Miss, 2023 & |

- Croke Park Classic (Dublin, Ireland) | ! - Orange Bowl | \$ - Outback Bowl | ^ - Rose Bowl | * - TicketCity Bowl
@ - PlayStation Fiesta Bowl | + - VRBO Citrus Bowl | ~ - Goodyear Cotton Bowl | & - Chick Fil A Peach Bowl

(SR) - School Record | (OR) - Opponent Record

(2); 14 yards, Kobe King (forced by Marquis Wilson); 70 yards, Ji'Ayir Brown (forced by Curtis Jacobs) at Rutgers, 2022