

10/12/24 - 3:30 P.M.

GAME #6

935 WINS (7th in Nation)

53 BOWL GAMES (7-9th in Nation)

31 BOWL WINS (T-4th in Nation)

102 FIRST-TEAM ALL-AMERICANS (T-7th in Nation)



VS.

Los Angeles, Calif.
L.A. Memorial Coliseum (106,572)

Series: USC Leads 6-4

Last Meeting: USC, 52-49

January 2, 2017

#4/5 PENN STATE
NITTANY LIONS5-0, 2-0 Big Ten
H: 4-0, A: 1-0, N: 0-0Head Coach: James Franklin (East Stroudsburg '95)
Record at Penn State (11th season): 93-39 (.704)
Career Record (14th season): 117-54 (.684)
vs. USC 0-1

SCHEDULE/RESULTS

		vs	(E.T.)	
8.31	8/9	at West Virginia (RV/RV)	W, 34-12	FOX
9.7	8/8	Bowling Green	W, 34-27	BTN
9.21	10/8	Kent State	W, 56-0	BTN
9.28	9/8	Illinois* (19/21)	W, 21-7	NBC
10.5	7/7	UCLA*	W, 27-11	FOX
10.12	4/5	at USC* (RV/RV)	3:30 p.m.	CBS
10.26		at Wisconsin*	--	--
11.2		Ohio State* (2/2)	--	--
11.9		Washington* (RV/RV)	--	--
11.16		at Purdue*	--	--
11.23		at Minnesota*	--	--
11.30		vs. Maryland*	--	--

* - BIG game

Rankings: AP/Coaches

CBS

PxP: Brad Nessler
Analyst: Gary Danielson
Sideline: Jenny DellPxP: Steve Jones
Analyst: Jack Ham
Sideline: Brian Tripp
Local: 99.5 & 103.7 FM/1450 AM
Web: GoPSUsports.com
Sirius XM: 106/196/83

BY THE NUMBERS

5-0

Penn State is the only FBS team to start 5-0
in each of the last four seasons and has started 5-0
in four-straight seasons for the first time in school history.

17

Tyler Warren scored the 17th total touchdown (14 receiving,
3 rushing) of his career, most all-time among PSU tight ends.

15.08

Drew Allar leads the Big Ten averaging 15.08 yards per
completion, ranking 9th nationally.

8

Abdul Carter ranks 11th nationally, second in Big Ten,
with eight tackles for loss this year.#RV/RV USC
TROJANS3-2, 1-2 Big Ten
H: 2-0, A: 0-2, N: 1-0Head Coach: Lincoln Riley (Texas Tech '06)
Record at USC (3rd season): 22-10 (.688)
Career Record (8th season): 77-20 (.794)
vs. Penn State First Meeting

SCHEDULE/RESULTS

		vs	(E.T.)	
9.1	23/23	vs. LSU* (13/12)	W, 27-20	ABC
9.7		Utah State	W, 48-0	BTN
9.21	11/12	at Michigan* (18/17)	L, 24-27	CBS
9.28	13/16	Wisconsin*	W, 38-21	CBS
10.5	11/15	at Minnesota*	L, 17-24	BTN
10.12	RV/RV	Penn State* (4/5)	3:30 p.m.	CBS
10.19		at Maryland*	4 p.m.	FS1
10.25		Rutgers* (-RV)	11 p.m.	FOX
11.2		at Washington* (RV/RV)	--	--
11.16		Nebraska* (RV/RV)	--	--
11.23		at UCLA*	--	--
11.30		Notre Dame (11/12)	--	--

* - BIG game

^ - Allegiant Stadium (Las Vegas, Nev.)

Rankings: AP/Coaches

INSIDE THE GAME

NO. 4/5 PENN STATE VISITS RV/RV USC
FOR FIRST MATCHUP AS BIG TEN FOES

- OPENING KICK:** No. 4/5 Penn State travels to RV/RV USC on Saturday, October 12 at the L.A. Memorial Coliseum. Kickoff is set for 3:30 p.m. on CBS.
- NITTANY LIONS ON CBS:** Penn State will play its 28th game on CBS on Saturday. The Nittany Lions are 17-10 all-time on CBS, including last season's 31-0 win over No. 24/22 Iowa.
- SERIES HISTORY:** Penn State meets USC for the 11th time in program history. Penn State trails 6-4 in the all-time series and is set for the first matchup as Big Ten opponents. Four of the previous 10 meetings came in bowl games. The last regular season meeting was in 2000 when the teams met at Giants Stadium in East Rutherford, N.J. Penn State and USC last played in the 2017 Rose Bowl. Saquon Barkley rushed for 194 yards and two touchdowns while adding 55 receiving yards and a score. Trace McSorley threw for 254 yards and four touchdowns, while scoring once on the ground, and Chris Godwin caught nine passes for 187 yards and two touchdowns.
- FOURTH 100-YARD RECEIVER:** Liam Clifford earned his first career 100-yard receiving game last Saturday against UCLA with 107 yards on three catches. Clifford is the fourth Nittany Lion to record a 100-yard receiving game this season, joining Harrison Wallace III (117 at West Virginia), Tyler Warren (146 vs. Bowling Green) and Omari Evans (116 vs. Kent State). PSU has four different 100-yard receivers for the first time since 2017 (Saquon Barkley, DaeSean Hamilton, Juwan Johnson, DeAndre Thompkins).
- SECOND HALF SHUTOUT:** On the season, Penn State has allowed just 17 second-half points and ranks fourth in the country in second-half points allowed per game (3.4). PSU has not allowed a point in the third quarter this year. After holding UCLA to -9 total yards (5 passing, -14 rushing) in the third quarter, Penn State has allowed just 87 yards on 46 plays (1.9 yards per play) in the third quarter this season. PSU has given up 363 total yards on 127 second-half plays (2.9 per play) and 100 rushing yards on 64 second-half attempts (1.56 per rush).
- THE OPPOSITION:** USC is 3-2 this season, including 1-2 in Big Ten play, after falling 24-17 at Minnesota last Saturday. Miller Moss threw for 200 yards and a touchdown, while Woody Marks rushed for 134 yards and a score. Easton Mescareñas-Arnold collected a team-high 14 tackles, including one for loss.

BREAKDOWN (STAT LEADERS)

RUSHING	Penn State: #10	Nicholas Singleton	53 for 408 yds (102.0 ypg; 7.7 ypc), 3 TD
	USC: #4	Woody Marks	81 for 468 yds (93.6 ypg; 5.8 ypc), 4 TD
PASSING	Penn State: #15	Drew Allar	73-of-103 (70.9%), 1,101 yds (220.2 ypg), 9 TD/1 INT, 88.8 QBR
	USC: #7	Miller Moss	129-of-200 (64.5%), 1,398 yds (279.6 ypg), 9 TD/4 INT, 68.3 QBR
RECEIVING	Penn State: #44	Tyler Warren	23 for 289 yds (57.8 ypg; 12.6 ypc), 3 TD
	USC: #8	Ja'Kobi Lane	21 for 234 yds (46.8 ypg; 11.1 ypc), 4 TD
DEFENSE	Penn State: #1	Jaylen Reed	33 TT, 3.0 TFL, 1.5 SK, 1 FF, 1 FR, 2 PBU, 1 QBH
	USC: #4	Easton Mescareñas-Arnold	36 TT, 1.0 TFL, 1 INT, 1 QBH

RANKINGS COMPARISON

PSU	FBS	B1G	Stat	B1G	FBS	USC
52.8	7	2	3rd Down Offense Pct.	4	13	51.5
33.0	33	6	3rd Down Defense Pct.	1	6	26.3
71.1	9	5	Completion Pct.	11	46	64.3
157.0	11	4	Passing Defense	5	13	157.6
244.0	57	8	Passing Offense	5	20	292.8
88.8	5	2	Starting Quarterback QBR	7	41	68.3
18.0	90	13	Kick Return Avg.	5	27	23.7
4.8	104	16	Punt Return Avg.	18	127	2.1
75.0	25	7	Red Zone Defense	8	34	76.9
90.9	36	6	Red Zone Offense	5	31	91.7
76.2	4	2	Rushing Defense	17	87	158.6
217.8	17	3	Rushing Offense	10	78	149.6
11.4	8	3	Scoring Defense	11	29	18.4
34.4	33	4	Scoring Offense	6	58	30.8
2.6	24	6	Defensive Sacks Per Game	17	108	1.2
1.2	35	5	Sacks Allowed Per Game	8	57	1.6
31:00	52	9	Time of Possession	2	24	32:18
233.2	4	2	Total Defense	10	35	316.2
461.8	22	4	Total Offense	7	36	442.4
+4	21	5	Turnover Margin	14	96	-2
19.24	5	1	Explosive Play Offense Pct.	6	37	15.32
9.97	18	6	Explosive Play Defense Pct.	13	47	11.35

TABLE OF CONTENTS

Page 2	Quick Facts/National Polls/This Day in History
Page 3	Opponent Tracker/BIG/Media Info
Page 4-7	Head Coach James Franklin
Page 8	USC Scouting Report/Series History
Page 9-12	Team Notes
9	Penn State vs. the Big Ten/Big Ten's New Teams
10	Milestone Watch
11	At the Start/Record Breakdown
12	Historic Series/Home Sweet Home/Top 10 Beaver Stadium Crowds
13	National Nits

Page 13-23	Position Notes
13	Offensive Notes/Season Honors
14	Quarterbacks/Drew Allar
15	Running Backs/Nicholas Singleton
16	Kaytron Allen/Offensive Line/Winningest Programs/Welcoming To The Game
17	Wide Receivers/Academic Success/Pronunciations/Coaching Staff POTW
18	Tyler Warren/Tight Ends/Nittany Lions in the NFL
19	Defensive Notes
20	Defensive Line/Dani Dennis-Sutton/Assistant Coaches
21	Abdul Carter/Cornerbacks/Kobe King

22	Linebackers/Safeties/Kevin Winston Jr.
23	Special Teams/Lettermen Making Their Return/Riley Thompson
Page 24-27	Numerical Roster/Alphabetical Roster
Page 28-31	Records Watch
Page 32-33	Game Recaps
Page 34-53	Player Bios
Page 54-57	Season Statistics
Page 58-66	Game-By-Game Statistics
Page 67-68	Long Plays
Page 69	Start Chart
Page 70	Participation
Page 71	The Last Time

PROGRAM NOTES

RECENT SUCCESS

Since 2016, Penn State holds a .745 winning percentage, with a record of 79-27, the eighth-best winning percentage among Power Four programs. Penn State has won at least nine games in five of the last seven seasons.

ACADEMIC EXCELLENCE

A total of 616 of Penn State football student-athletes have earned Academic All-Big Ten honors since 1993 for owning at least a 3.0 grade point average and being a letterwinner.

ONE OF NATION'S TOUGHEST HOME VENUES

Penn State owns a superlative 320-81 (.798) record inside Beaver Stadium, the nation's second-largest facility, which opened in 1960 and has a capacity of 106,572. The Nittany Lions are 49-9 in Beaver Stadium since 2016, an .845 winning percentage, the eighth-best home record among Power Four teams.

QUICK FACTS

UNIVERSITY

NAME	The Pennsylvania State University
LOCATION	University Park, Pa.
FOUNDED	1855
ENROLLMENT	48,535 (UP Overall)
NICKNAME	Nittany Lions
COLORS	Blue & White
CONFERENCE	Big Ten
DIVISION	NCAA Division I
STADIUM	Beaver Stadium (106,572)
STADIUM SURFACE	Natural Grass
PRESIDENT	Dr. Neeli Bendapudi
V.P. FOR INTERCOLLEGIATE ATHLETICS	Dr. Patrick Kraft
HEAD COACH	James Franklin (11th Season)
FOOTBALL OFFICE	814-865-0412
TICKET OFFICE	1-800-NITTANY

FOOTBALL HISTORY

FIRST YEAR	1887
ALL-TIME RECORD (135th Season)	935-409-42 (.690)
	7th in victories
ALL-TIME BIG TEN RECORD (29th Season)	163-94 (.634)
ALL-TIME BOWL RECORD	31-20-2 (.604)
	T-4th in bowl victories
YEARS IN POSTSEASON PLAY	53
	T-9th in bowl appearances
BEAVER STADIUM RECORD	320-81 (.798)

ASSISTANT COACHES

TERRY M. SMITH	Penn State; 1991
	Associate Head Coach/ Defensive Recruiting Coordinator/Cornerbacks (11th Season)
JA'UAN SEIDER	West Virginia; 2000
	Assistant Head Coach/ Co-Offensive Coordinator/Running Backs (7th Season)
TOM ALLEN	Marantha Baptist; 1992
	Defensive Coordinator/Linebackers (1st Season)
ANDY KOTELNICKI	Wisconsin-River Falls; 2004
	Offensive Coordinator (1st Season)
JUSTIN LUSTIG	Bucknell; 2000
	Special Teams Coordinator/Outside Linebackers/Nickels (2nd Season)
TY HOWLE	Penn State; 2013
	Co-Offensive Coordinator/Tight Ends (4th Season)
ANTHONY POINDEXTER	Virginia; 2009
	Co-Defensive Coordinator/Safeties (4th Season)
DEION BARNES	Penn State; 2014
	Defensive Line (2nd Season)
MARQUES HAGANS	Virginia; 2005
	Offensive Recruiting Coordinator/Wide Receivers (2nd Season)
PHIL TRAUTWEIN	Florida; 2007
	Offensive Line (5th Season)
CHUCK LOSEY	Vanderbilt; 2002
	Assistant AD for Football Performance Enhancement (11th Season)

NATIONAL POLLS

PENN STATE IN THE POLLS

Date	CFP	AP	COACHES
Preseason	-	8	9
Week 2 (9/3)	-	8	8
Week 3 (9/8)	-	8	7
Week 4 (9/15)	-	10	8
Week 5 (9/22)	-	9	8
Week 6 (9/29)	-	7	7
Week 7 (10/4)	-	4	5
Week 8 (10/11)	-	-	-
Week 9 (10/18)	-	-	-
Week 10 (10/25, 10/27)	-	-	-
Week 11 (11/3, 5)	-	-	-
Week 12 (11/10, 12)	-	-	-
Week 13 (11/17, 19)	-	-	-
Week 14 (11/24, 26)	-	-	-
Week 15 (12/1)	-	-	-

ASSOCIATED PRESS (10/5)

1. Texas (52)	5-0	1516
2. Ohio State (9)	5-0	1473
3. Oregon	5-0	1348
4. PENN STATE	5-0	1305
5. Georgia	4-1	1299
6. Miami	6-0	1187
7. Alabama	4-1	1182
8. Tennessee	4-1	1001
9. Ole Miss	5-1	978
10. Clemson	4-1	861
11. Iowa State	5-0	853
11. Notre Dame	4-1	853
13. LSU	4-1	827
14. BYU	5-0	753
15. Texas A&M	5-1	702
16. Utah	4-1	473
17. Boise State	4-1	463
18. Kansas State	4-1	459
18. Indiana	6-0	459
20. Oklahoma	4-1	459
21. Missouri	4-1	352
22. Pitt	5-0	196
23. Illinois	4-1	182
24. Michigan	4-2	170
25. SMU	5-1	165

Others receiving votes: USC 98, Nebraska 51, Navy 43, Army 33, Vanderbilt 26, Arkansas 17, Washington State 8, Iowa 8, Texas Tech 7, Syracuse 6, Washington 4, Louisville 4, Colorado 3, Kentucky 1.

USA TODAY/AFCA COACHES (10/5)

1. Texas (44)	5-0	1364
2. Ohio State (11)	5-0	1330
3. Oregon	5-0	1215
4. Georgia	4-1	1174
5. PENN STATE	5-0	1163
6. Miami	6-0	1085
7. Alabama	4-1	1035
8. Ole Miss	5-1	935
9. Tennessee	4-1	856
10. LSU	4-1	839
11. Clemson	4-1	818
12. Notre Dame	4-1	807
13. Iowa State	5-0	695
14. Texas A&M	5-1	564
15. BYU	5-0	549
16. Oklahoma	4-1	541
17. Utah	4-1	479
18. Missouri	4-1	473
19. Kansas State	4-1	360
20. Indiana	6-0	358
21. Michigan	4-2	224
22. Boise State	4-1	213
23. Illinois	4-1	179
24. Pitt	5-0	170
25. SMU	5-1	123

Others receiving votes: USC 102, Nebraska 68, Army 36, Navy 26, Colorado 16, Kentucky 12, Arizona 12, UNLV 11, Texas Tech 8, Virginia 7, Washington 5, Liberty 5, Vanderbilt 4, Rutgers 3, Arkansas 3, Tulane 2, Louisville 2, Iowa 2, Syracuse 1, Arizona State 1.

2024 Opponents in bold

THIS DAY IN HISTORY

OCT. 12

RECORD: 13-4
STREAK: W, 2

Season	Site	Result
1890	Away	Franklin & Marshall 10, Penn State 0
1907	Home	Penn State 46, Grove City 0
1912	Home	Penn State 30, Washington & Jefferson 0
1929	Home	Penn State 26, Marshall 7
1935	Home	Penn State 2, Western Maryland 0
1940	Home	Penn State 17, West Virginia 13
1946	Away	Penn State 9, Syracuse 0
1957	Home	Penn State 21, William & Mary 13

Season	Site	Result
1963	Home	Army 10, No. 9 Penn State 7
1968	Away	No. 3 Penn State 21, UCLA 6
1974	Home	No. 15 Penn State 55, Wake Forest 0
1985	Home	No. 8 Penn State 19, No. 10 Alabama 17
1991	Away	No. 2 Miami 26, No. 9 Penn State 20
1996	Home	No. 10 Penn State 31, Purdue 14
2002	Away	No. 13 Michigan 27, No. 15 Penn State 24 (OT)
2013	Home	Penn State 43, No. 18 Michigan 40 (4 OT)
2019	Away	No. 10 Penn State 17, No. 17 Iowa 12

OPPONENT TRACKER		
West Virginia (AUG. 31) Overall: 3-2 Big 12: 2-0 This Week: host 11/13 Iowa State (5-0) Last Week: W, 38-14, at RV/RV Oklahoma State (3-3) WVUSports.com	BOWLING GREEN (SEPT. 7) Overall: 2-3 MAC: 1-0 This Week: host Northern Illinois (3-2) Last Week: W, 27-20, at Akron (1-4) BGSUFalcons.com	KENT STATE (SEPT. 21) Overall: 0-5 MAC: 0-1 This Week: host Ball State (1-4) Last Week: Idle KentStateSports.com
23/23 ILLINOIS (SEPT. 28) Overall: 4-1 Big Ten: 1-1 This Week: host Purdue (1-4) Last Week: Idle FightingIllini.com	UCLA (OCT. 5) Overall: 1-4 Big Ten: 0-3 This Week: host Minnesota (3-3) Last Week: L, 11-27, at 7/7 Penn State (5-0) UCLABruins.com	RV/RV USC (OCT. 12) Overall: 3-2 Big Ten: 1-2 This Week: host 4/5 Penn State (5-0) Last Week: L, 17-24, at Minnesota (3-3) USCTrojans.com
Wisconsin (OCT. 26) Overall: 3-2 Big Ten: 1-1 This Week: at -/RV Rutgers (4-1) Last Week: W, 52-6, vs. Purdue (1-4) UWBadgers.com	2/2 OHIO STATE (NOV. 2) Overall: 5-0 Big Ten: 2-0 This Week: at 3/3 Oregon (5-0) Last Week: W, 35-7, vs. RV/RV Iowa (3-2) OhioStateBuckeyes.com	RV/RV WASHINGTON (NOV. 9) Overall: 4-2 Big Ten: 2-1 This Week: at RV/RV Iowa (3-2) Last Week: W, 27-17, vs. 10/10 Michigan (4-2) GoHuskies.com
Purdue (NOV. 16) Overall: 1-4 Big Ten: 0-2 This Week: at 23/23 Illinois (4-1) Last Week: L, 6-52, at Wisconsin (3-2) PurdueSports.com	Minnesota (NOV. 23) Overall: 3-3 Big Ten: 1-2 This Week: at UCLA (1-4) Last Week: W, 24-17, vs. 11/15 USC (3-2) GopherSports.com	MARYLAND (NOV. 30) Overall: 3-2 Big Ten: 0-2 This Week: host Northwestern (2-3) Last Week: Idle UMTerps.com

Rankings: AP/Coaches

PENN STATE MEDIA SERVICES		
FOOTBALL CONTACTS Greg Kincaid Cell: 814-753-2910 Kris Petersen Cell: 814-883-4581 Paul Marboe Cell: 814-777-7604 Matt Rudisill Cell: 610-844-7310	E-mail: grk5016@psu.edu Twitter: @GoPSUGreg E-mail: kap18@psu.edu Twitter: @GoPSUKris E-mail: prms5118@psu.edu Twitter: @pmarboe33 E-mail: mpr5529@psu.edu Twitter: @mrudy26	Senior Assoc. AD for Strategic Communications: Kris Petersen Asst. AD for Football Communications: Greg Kincaid Associate Directors: John Hanna, Chelsea Vielhauer Assistant Directors: Julia Beretta, Pat Donghia Aaron Gaberman, Matt Jackson, Paul Marboe Matt Rudisill, Nick Whitley, Gabby Yanniello Admin. Assistant: Cristin Guiher Strategic Communications Office: 814-865-1757 Website: GoPSUsports.com Address: 101D Bryce Jordan Center, University Park, Pa., 16802

WEEKLY SCHEDULE	
SUNDAY: 9 a.m. - Updated stats available at GoPSUsports.com. MONDAY: noon - Penn State Weekly Press Conference James Franklin available for questions in-person w/zoom. 5 p.m. - Game Notes available at GoPSUsports.com. TUESDAY-WEDNESDAY: 9 a.m. - 2 p.m. - Player Interviews Selected players available for interviews via Zoom. For information, please contact Greg Kincaid or Paul Marboe in PSU Strategic Communications.	WEDNESDAY: Times TBA - Practice Availability Media can watch select periods of practice. James Franklin and select players will be available post-practice. THURSDAY: 11:45 a.m. - Assistant Coach Availability via Zoom. 6:05 p.m. - "The Penn State Coaches Show Featuring James Franklin Presented by Pepsi" at The Field and broadcast live on the Penn State Sports Network and LionVision on GoPSUsports.com. SATURDAY: Postgame: James Franklin and selected players will be available immediately following the game. Video/audio of Franklin's press conference, after home games, will be available via Penn State Football Media Central.

BIG TEN		OVERALL			
W-L	%	W-L	%	AP	USA
Indiana	3-0 1.000	6-0 1.000	0-0 0-0		
PENN STATE	2-0 1.000	5-0 1.000	1-0 1-0		
Ohio State	2-0 1.000	5-0 1.000	0-0 0-0		
Oregon	2-0 1.000	5-0 1.000	0-0 0-0		
Nebraska	2-1 .667	5-1 .833	0-1 0-0		
Michigan	2-1 .667	4-2 .667	1-1 1-1		
Washington	2-1 .667	4-2 .667	1-0 1-0		
Illinois	1-1 .500	4-1 .800	2-1 2-1		
Rutgers	1-1 .500	4-1 .800	0-0 0-0		
Iowa	1-1 .500	3-2 .600	0-1 0-1		
Wisconsin	1-1 .500	3-2 .600	0-2 0-2		
USC	1-2 .333	3-2 .600	1-1 0-1		
Michigan State	1-2 .333	3-3 .500	0-2 0-2		
Minnesota	1-2 .333	3-3 .500	1-1 1-1		
Maryland	0-2 .000	3-2 .600	0-0 0-0		
Northwestern	0-2 .000	2-3 .400	0-1 0-1		
Purdue	0-2 .000	1-4 .200	0-1 0-1		
UCLA	0-3 .000	1-4 .200	0-3 0-3		
BIG TEN SCHEDULE (All Times Eastern)					
Friday, October 11 Northwestern at Maryland*, 8 p.m. (FOX)					
Saturday, October 12 Wisconsin at -/RV Rutgers*, noon (FOX/BTN) RV/RV Washington at RV/RV Iowa*, noon (FOX/BTN) 4/5 Penn State at RV/RV USC, 3:30 p.m. (CBS) Purdue at 23/23 Illinois*, 3:30 p.m. (FS1) 2/2 Ohio State at 3/3 Oregon*, 7:30 p.m. (NBC) Minnesota at UCLA*, 9 p.m. (BTN) Idle: 18/20 Indiana, 24/21 Michigan, Michigan State, RV/RV Nebraska					
* - Big Ten Game					
PENN STATE MEDIA CENTRAL					
Notes, Flip Cards, Press Conference Video/Audio, etc. can be found by going to gopsusports.com/fbmedia .					
For more stats/info, follow @PennStFBComms on Twitter.					
BIG TEN MEDIA SERVICES					
BIG TEN CONFERENCE RELEASE/STATISTICS: The Big Ten Conference football release, with standings and statistics, is available at www.bigten.org .					
BIG TEN PLAYERS OF THE WEEK: The Big Ten Conference will be announcing Players of the Week every Monday during the season.					
COLLEGE PRESS BOX.COM					
collegepressbox is the official media website for Division I football. Access and download game notes, quotes, statistics, media guides, headshots, logos and more for all FBS schools, conferences, postseason games, awards and the College Football Playoff. For access, please register for an account at collegepressbox.com/register .					

MONDAY	TUESDAY	WEDNESDAY	THURSDAY	FRIDAY	SATURDAY	SUNDAY
James Franklin Press Conference noon Game Notes Available by 5 p.m. on GoPSUsports.com	Player Zoom Conferences The Penn State Coaches Show Presented by Pepsi 6:05 p.m. GoPSUsports.com Penn State Sports Network	Practice Availability & James Franklin & Players Post Practice Player Zoom Conferences	No Coach/Player Availability	No Coach/Player Availability	at USC 3:30 p.m. CBS/ Penn State Sports Network L.A. Memorial Coliseum	Updated Statistics Available 9 a.m. GoPSUsports.com



FRANKLIN FILE

Born: February 2, 1972
Hometown: Langhorne, Pa.
Wife: Fumi
Daughters: Shola & Addison

Education:
Neshaminy High School, 1990
East Stroudsburg, 1995; B.S. in Psychology
Washington State, 1999; M.A. in Educational Leadership

Playing Career:
East Stroudsburg; Quarterback, 1991-94

Coaching Experience		
2014-pres.	Head Coach	Penn State
2011-13	Head Coach	Vanderbilt
2008-10	Asst HC/Off. Coord./QBs	Maryland
2006-07	Off. Coord./QBs	Kansas State
2005	Wide Receivers	Green Bay Packers
2000-04	Recruiting Coord./WRs	Maryland
1999	Wide Receivers	Idaho State
1998	Grad. Asst./Tight Ends	Washington State
1997	Wide Receivers	James Madison
1996	Grad. Asst./Secondary	East Stroudsburg
1995	Wide Receivers	Kutztown

CAREER RECORD

VANDERBILT			
Year	Overall	Conf.	Final AP; Notes
2011	6-7	2-6	Liberty Bowl (L)
2012	9-4	4-4	No. 23; Music City Bowl (W)
2013	9-4	5-3	No. 20; BBVA Compass Bowl (W)
3 yrs	24-15	11-13	

PENN STATE			
Year	Overall	Conf.	Final AP; Notes
2014	7-6	2-6	Pinstripe Bowl (W, OT)
2015	7-6	4-4	TaxSlayer Bowl (L)
2016	11-3	8-1	No. 7; Big Ten Champs, Rose Bowl (L)
2017	11-2	7-2	No. 8; Fiesta Bowl (W)
2018	9-4	6-3	No. 17; Citrus Bowl (L)
2019	11-2	7-2	No. 9; Cotton Bowl (W)
2020	4-5	4-5	
2021	7-6	4-5	Outback Bowl (L)
2022	11-2	7-2	No. 7; Rose Bowl (W)
2023	10-3	7-2	No. 13; Peach Bowl (L)
2024	5-0	2-0	
10 yrs	93-39	58-32	

CAREER			
	Overall	Conf.	Bowls
13 yrs	117-54	69-45	Won 6, Lost 6

HEAD COACH JAMES FRANKLIN

- CAREER AT A GLANCE**
- Franklin was named the 16th head football coach in the storied history of the Nittany Lion program on January 11, 2014.
 - He is one of three current FBS head coaches (Dabo Swinney, Clemson; Gus Malzahn, UCF) to lead his teams to a bowl game in each of his first nine seasons as a head coach and one of four (Swinney; Malzahn; Mike Gundy, Oklahoma State) to do so in 12 of their first 13 seasons.
 - Franklin is one of three current Big Ten coaches (Ryan Day, Kirk Ferentz) to have won a Big Ten Championship and became the first African American head coach to win a Big Ten title after Penn State's 2016 victory.
 - He joins Mack Brown (UNC), Kirby Smart (Georgia) and Dabo Swinney (Clemson) as the only active coaches in college football to have won at least three New Year's Six or College Football Playoff games in their career.
 - Franklin has led his teams to four Top 10 finishes (4 at Penn State) and eight Top 25 finishes (2 at Vanderbilt; 6 at Penn State).
 - In the last eight seasons under Franklin, Penn State is one of six teams to rank in the top 12 of the CFP final rankings at least six times, joining Alabama, Clemson, Georgia, Ohio State and Oklahoma.
 - From 2016-19, Franklin led the Nittany Lions to three New Year's Six bowls - 2016 (Rose), 2017 (Fiesta) and 2019 (Cotton), making Penn State one of eight teams to accomplish the feat during the four-year span. Penn State last went to three New Year's Six bowls in four years in 1980-83 (1980 Fiesta, 1982 Fiesta, 1983 Sugar).
 - Franklin guided Penn State to back-to-back New Year's Six bowls in 2016 (Rose) and 2017 (Fiesta) for the first time since 1985 (Orange) and 1986 (Fiesta).
 - From 2016-19, Franklin led Penn State to 42 wins, the most in program history for the Big Ten era, and 28 league wins, a program record.
 - Franklin has 29 years of coaching experience at the collegiate and NFL level.
 - In his first 13 years as a head coach, Franklin mentored 107 players who have gone on to the NFL ranks.
 - Franklin is first all-time in total wins and winning percentage by an FBS African American head coach (minimum 80 wins).

- NITTANY LIONS ON THE FIELD**
- In **2023**, Penn State posted a 10-win season for the second-straight year and reached the Chick-fil-A Peach Bowl after finishing 10th in the College Football Playoff Rankings. PSU put together one of its top defensive performances in school history, leading the country in sacks (49) and rushing defense (75.5), while finishing second in total defense (246.7), tackles for loss (111) and fewest first downs allowed (13.9) and third in scoring defense (13.5). The 49 sacks were a school record.
 - Penn State defeated No. 8/7/10 Utah, 35-21, in the 109th Rose Bowl Game to cap off the **2022** season. The Nittany Lions reached the 11-win plateau for the 19th time in program history.
 - Penn State earned a New Year's Day bowl berth against Arkansas in the Outback Bowl in **2021**. With wins over No. 12/15 Wisconsin and No. 22/20 Auburn, Penn State tallied two wins over ranked teams within the first three games of the season for the first time in program history.
 - In **2020**, with the emergence of young skill players on offense, true freshmen accounted for 1,486 of Penn State's 3,873 total yards (38 percent), marking a school record for most combined scrimmage yards by true freshmen in a single season.
 - Penn State earned its third 11-win season in four years with an 11-2 record in **2019**, including a win over No. 17 Memphis in the Goodyear Cotton Bowl Classic. The Nittany Lions posted their fourth-straight top 12 finish in the final CFP rankings, coming in 10th, and were ranked ninth in the final Associated Press and Amway Coaches polls to earn their 25th AP Top 10 finish. Franklin was a finalist for the Paul "Bear" Bryant National Coach of the Year award for the second time at Penn State (2016) and third time in his head coaching career.
 - In **2018**, the Nittany Lions posted their third-straight season with at least nine wins with a 9-4 overall record, earning a berth in the VRBO Citrus Bowl. Penn State finished No. 12 in the final CFP rankings and No. 17 in the Associated Press and Amway Coaches polls.
 - Penn State climbed as high as No. 2 in the rankings in **2017** and appeared in a second-straight New Year's Six bowl, earning a 35-28 win over No. 11 Washington in the PlayStation Fiesta Bowl. At 11-2, the Nittany Lions earned back-to-back 11-win seasons for the fifth time in program history and first time since 2008 and 2009. Penn State finished the season No. 8 in the Associated Press and Amway Coaches polls and No. 9 in the final CFP rankings.
 - Penn State surged in **2016**, winning nine consecutive games en route to the Big Ten Championship, a Rose Bowl berth and an 11-3 overall record. Penn State finished the season ranked No. 5 in the College Football Playoff rankings and No. 7 in the Associated Press and Amway Coaches polls. It was Penn State's highest finish in the polls since 2005. The Lions claimed their fourth overall Big Ten Championship and first outright title since 1994 with a thrilling, 38-31 comeback win over Wisconsin in the Big Ten Championship Game. Franklin was honored as Sporting News National Coach of the Year and the Woody Hayes National Coach of the Year, as well as the Dave McLain Big Ten Coach of the Year and Associated Press Big Ten Coach of the Year.
 - Franklin guided the Nittany Lions to a 7-6 record in **2015** and a berth in the TaxSlayer Bowl.
 - Franklin's first season in **2014** was bookended with a pair of thrilling victories for the Nittany Lions. It began with a final-play 26-24 victory over UCF in Dublin, Ireland, in Penn State's first-ever international game and ended with a comeback, a 31-30 overtime win over Boston College in the New Era Pinstripe Bowl in Yankee Stadium. Franklin became just the third Penn State coach to lead the team to at least seven wins in his first season, joining Dick Harlow (1915) and Bill O'Brien (2012), and he guided the Nittany Lions to a 4-0 start, joining Harlow as the only first-year Penn State coaches to win their initial four games.

- NITTANY LIONS IN THE CLASSROOM**
- The Nittany Lions posted their first 1,000 single-year APR in program history in 2018-19, topping the previous high of 993 in 2014-15.
 - Olumuyiwa Fashanu (2023), Sean Clifford (2021) and Trace McSorley (2018) were selected as a National Football Foundation (NFF) Scholar-Athletes and finalists for the Campbell Trophy, known as the "Academic Heisman." They are the 18th, 19th and 20th Nittany Lions to be selected as an NFF Scholar-Athlete.
 - In 2019, punter Blake Gillikin took home CoSIDA Academic All-America® first-team honors for the second-straight year to become the 12th two-time first-team selection in Penn State history. He graduated with a perfect 4.0 grade-point average in May.
 - Gillikin's two first-team CoSIDA Academic All-America honors increase Penn State football's total to 67 honorees, which ranks second in Division I football history (FBS and FCS).
 - Tyler Yazujuan collected a berth on the CoSIDA Academic All-America® first team in 2016 after an appearance on the second team in 2015.
 - A program-record 10 Nittany Lions were named 2020-21 Big Ten Distinguished Scholars, besting the previous mark of nine set a year earlier.

- NITTANY LIONS IN THE COMMUNITY**
- The Nittany Lions are active in the community, participating in activities such as Uplifting Athletes, THON, Pennsylvania Special Olympics Summer Games, State College Area Food Bank and Penn State Hershey Children's Hospital visits.
 - In 2023 and 2024, Penn State Football partnered with Soles4Souls, whose mission is to turn unwanted shoes and clothing into opportunities, keeping them from going to waste and providing reliefs, creating jobs and empowering people to break the cycle of poverty.
 - On June 15, 2020, Franklin was named to the Big Ten Anti-Hate and Anti-Racism Coalition.
 - As part of the Cotton Bowl festivities in 2019, Franklin and his family made a \$10,000 financial commitment to the Dallas Children's Hospital.

BOWL GAMES AS A COACH

As a Head Coach:

2023 Peach Bowl	PSU	L	38-25
2023 Rose Bowl	PSU	W	35-21
2022 Outback Bowl	PSU	L	24-10
2019 Cotton Bowl	PSU	W	53-39
2019 Citrus Bowl	PSU	L	27-24
2017 Fiesta Bowl	PSU	W	35-28
2017 Rose Bowl	PSU	L	52-49
2016 TaxSlayer Bowl	PSU	L	24-17
2014 Pinstripe Bowl	PSU	W	31-30 (OT)
2014 BBVA Compass Bowl	VU	W	41-24
2012 Music City Bowl	VU	W	38-24
2011 Liberty Bowl	VU	L	31-24

As an Assistant Coach:

2010 Military Bowl	UMD	W	51-20
2008 Humanitarian Bowl	UMD	W	42-35
2006 Texas Bowl	KSU	L	37-10
2004 Gator Bowl	UMD	W	41-7
2002 Orange Bowl	UMD	L	56-23
2002 Peach Bowl	UMD	W	30-3

COACHING HONORS

2019	Paul "Bear" Bryant Coach of the Year Finalist
2016	Sporting News National Coach of the Year
	Woody Hayes National Coach of the Year
	Maxwell Club Tri-State Coach of the Year
	College Sports Madness National Coach of the Year
	Eddie Robinson Coach of the Year Finalist
	Paul "Bear" Bryant Coach of the Year Finalist
	Associated Press Coach of the Year Finalist
	George Munger College Coach of the Year Semifinalist
	Big Ten Dave McClain Coach of the Year (media vote)
	Associated Press Big Ten Coach of the Year
	Athlon Sports Big Ten Coach of the Year
	ECAC Division I FBS Coach of the Year
	The Dodd Trophy Coach of the Week. (Oct. 24)
2012	Paul "Bear" Bryant Coach of the Year Finalist

ALL-AMERICANS AS A HEAD COACH

2023	Olumuyiwa Fashanu	1st Team (Consensus)
	Chop Robinson	3rd Team
2022	Olumuyiwa Fashanu	2nd Team
	Kalen King	2nd Team
	Joey Porter Jr.	2nd Team
2021	Jaquan Brisker	2nd Team
	Arnold Ebiketie	2nd Team
	Jordan Stout	2nd Team
	Jahan Dotson	3rd Team
2019	Micah Parsons	1st Team (Consensus)
	Pat Freiermuth	2nd Team
2017	Saquon Barkley	1st Team (Consensus)
	Mike Gesicki	2nd Team
2016	Saquon Barkley	3rd Team
2015	Carl Nassib	1st Team (Consensus)
2014	Mike Hull	2nd Team
2013	Jordan Matthews	1st Team
2012	Jordan Matthews	3rd Team
2011	Casey Hayward	2nd Team

AWARD WINNERS AS A HEAD COACH

2023	Olumuyiwa Fashanu	Rimington-Pace Big Ten Offensive Lineman of the Year
		National Football Foundation Scholar-Athlete
2022	Nicholas Singleton	Thompson-Randle El Big Ten Freshman of the Year
	Chris Stoll	Patrick Mannelly Award Winner
2021	Jordan Stout	Eddleman-Fields Big Ten Punter of the Year
	Sean Clifford	National Football Foundation Scholar-Athlete
		Allstate AFCA Good Works Team
2020	Pat Freiermuth	Kwalick-Clark Big Ten Tight End of the Year
2019	Micah Parsons	Butkus-Fitzgerald Big Ten Linebacker of the Year
2018	Trace McSorley	National Football Foundation Scholar-Athlete
2017	Saquon Barkley	Paul Hornung Award Winner
		Graham-George Big Ten Offensive Player of the Year
		Ameche-Dayne Big Ten Running Back of the Year
		Rodgers-Dwight Big Ten Return Specialist of the Year
		Chicago Tribune Silver Football Award
	Brandon Smith	Allstate AFCA Good Works Team
2016	Saquon Barkley	Graham-George Big Ten Offensive Player of the Year
		Ameche-Dayne Big Ten Running Back of the Year
		Chicago Tribune Silver Football Award
	Tyler Davis	Vlade Award
2015	Carl Nassib	Rotary Lombardi Award
		Ted Hendricks Award
		Lott IMPACT Award
		CBS Sports National Defensive Player of the Year
		Nagurski-Woodson Big Ten Defensive Player of the Year
	Ben Kline	Allstate AFCA Good Works Teams
2014	Mike Hull	Butkus-Fitzgerald Big Ten Linebacker of the Year

FRANKLIN RECORDS VS. OPPONENTS

Akron	2 0	Idaho	1 0	Purdue	3 0
Alabama	0 1	Illinois	5 2	Rutgers	10 0
Appalachian State	1 0	Indiana	9 1	San Diego State	1 0
Arkansas	0 2	Iowa	5 2	South Carolina	0 3
Army	2 0	Kent State	3 0	Temple	2 1
Auburn	3 0	Kentucky	3 1	Tennessee	2 1
Austin Peay	1 0	Maryland	8 2	Texas A&M	0 1
Ball State	1 0	Memphis	1 0	UAB	1 0
Boston College	1 0	Michigan	3 7	UCF	1 0
Bowling Green	1 0	Michigan State	5 5	UCLA	1 0
Buffalo	2 0	Minnesota	2 1	UMass	4 0
Central Michigan	1 0	Mississippi	2 2	USC	0 1
Cincinnati	0 1	Missouri	1 1	Villanova	1 0
Connecticut	1 0	NC State	1 0	Wake Forest	3 0
Delaware	1 0	Nebraska	1 1	Washington	1 0
Elon	1 0	Northwestern	3 3	West Virginia	2 0
Florida	1 2	Ohio	1 0	Wisconsin	3 0
Georgia	1 3	Ohio State	1 9	Total	117 54
Georgia State	1 0	Pittsburgh	3 1		
Houston	1 0	Presbyterian	1 0		



NFL DRAFT PICKS

As a Head Coach:

2024

Olumuyiwa Fashanu	1	11	Jets
Chop Robinson	1	21	Dolphins
Caedan Wallace	3	68	Patriots
Adisa Isaac	3	93	Ravens
Theo Johnson	4	107	Giants
Hunter Nourzad	5	159	Chiefs
Daequan Hardy	6	219	Bills
Kalen King	7	255	Packers

2023

Joey Porter Jr.	2	32	Steelers
Brenton Strange	2	61	Jaguars
Juice Scruggs	2	62	Texans
Ji'Ayir Brown	3	87	49ers
Sean Clifford	5	149	Packers
Parker Washington	6	185	Jaguars

2022

Jahan Dotson	1	16	Commanders
Arnold Ebiketie	2	38	Falcons
Jaquan Brisker	2	48	Bears
Brandon Smith	4	120	Panthers
Jordan Stout	4	130	Ravens
Tariq Castro-Fields	6	221	49ers
Rasheed Walker	7	249	Packers
Jesse Luketa	7	256	Cardinals

2021

Micah Parsons	1	12	Cowboys
Odafe Oweh	1	31	Ravens
Pat Freiermuth	2	55	Steelers
Shaka Toney	7	246	Commanders
Michal Menet	7	247	Cardinals
Will Fries	7	248	Colts

2020

Yetur Gross-Matos	2	38	Panthers
KJ Hamler	2	46	Broncos
John Reid	4	141	Texans
Cam Brown	6	183	Giants
Robert Windsor	6	193	Colts

2019

Miles Sanders	2	53	Eagles
Connor McGovern	3	90	Cowboys
Shareef Miller	4	138	Eagles
Amani Oruwariye	5	146	Lions
Trace McSorley	6	197	Ravens
Nick Scott	7	243	Rams

2018

Saquon Barkley	1	2	Giants
Mike Gesicki	2	42	Dolphins
Oren Burks (V)	3	88	Packers
Troy Apke	4	109	Redskins
DaeSean Hamilton	4	113	Broncos
Marcus Allen	5	148	Steelers
Christian Campbell	6	182	Cardinals

2017

Zach Cunningham (V)	2	57	Texans
Chris Godwin	3	84	Buccaneers
Will Holden (V)	5	157	Cardinals

2016

Austin Johnson	2	43	Titans
Christian Hackenberg	2	51	Jets
Carl Nassib	2	65	Browns
Anthony Zettel	6	202	Lions
Jordan Lucas	6	204	Dolphins
Stephen Weatherly (V)	7	227	Vikings

2015

Donovan Smith	2	34	Buccaneers
Adrian Amos	5	142	Bears
Jesse James	5	160	Steelers

2014

Jordan Matthews	2	42	Eagles
Wesley Johnson	5	173	Steelers
Andre Hal	7	216	Texans

2013

Zac Stacy	5	160	Rams
Ryan Seymour	7	220	Seahawks

2012

Casey Hayward	2	62	Packers
Tim Fugger	7	214	Colts

As an Assistant Coach:

2011

Torrey Smith	2	58	Ravens
Da'Rel Scott	7	211	Giants

2010

Bruce Campbell	4	106	Raiders
----------------	---	-----	---------

2009

Darrius Heyward-Bey	1	7	Raiders
Josh Freeman	1	17	Buccaneers
Jaimie Thomas	7	236	Colts
Dan Gronkowski	7	255	Lions

2008

Jordy Nelson	2	36	Packers
--------------	---	----	---------

2007

Yamon Figurs	3	74	Ravens
Thomas Clayton	6	186	49ers

(V) - Indicates Franklin coached NFL Draft pick while at Vanderbilt.

ALL-CONFERENCE SELECTIONS AS A HEAD COACH

2023

Abdul Carter	1st
Olumuyiwa Fashanu	1st
Adisa Isaac	1st
Chop Robinson	1st
Kaytron Allen	2nd
Alex Felkins	2nd
Daequan Hardy	2nd (RS)
	3rd (DB)

Kalen King	2nd
Hunter Nourzad	2nd
Dani Dennis-Sutton	3rd
Johnny Dixon	3rd
Nicholas Singleton	3rd (RB)
	HM (RS)

Tyler Warren	3rd
Drew Allar	HM
Zane Durant	HM
Dvon J-Thomas	HM
Olaivavega Ioane	HM
Curtis Jacobs	HM
Theo Johnson	HM
Kobe King	HM
KeAndre Lambert-Smith	HM
JB Nelson	HM
Jaylen Reed	HM
Riley Thompson	HM
Caedan Wallace	HM
Kevin Winston Jr.	HM
Sal Wormley	HM

2022

Joey Porter Jr.	1st
Abdul Carter	2nd
PJ Mustipher	2nd
Olumuyiwa Fashanu	2nd
Nicholas Singleton	2nd (RS)
	3rd (RB)
Ji'Ayir Brown	3rd
Adisa Isaac	3rd
Kalen King	3rd
Juice Scruggs	3rd
Brenton Strange	3rd
Barney Amor	HM
Sean Clifford	HM
Johnny Dixon	HM
Bryce Effner	HM
Curtis Jacobs	HM
Hunter Nourzad	HM
Jake Pinegar	HM
Chop Robinson	HM
Nick Tarburton	HM
Parker Washington	HM
Sal Wormley	HM

2021

Jaquan Brisker	1st
Jahan Dotson	1st (WR)
	3rd (RS)
Arnold Ebiketie	1st (P)
Jordan Stout	1st (RB & RS)
	HM (K)
Ellis Brooks	2nd
PJ Mustipher	2nd
Ji'Ayir Brown	3rd
Jesse Luketa	3rd
Joey Porter Jr.	3rd
Brandon Smith	3rd
Rasheed Walker	3rd
Tariq Castro-Fields	HM
Sean Clifford	HM
Curtis Jacobs	HM
Juice Scruggs	HM
Mike Miranda	HM
Brenton Strange	HM

2020

Pat Freiermuth	1st
Odafe Oweh	1st
Shaka Toney	1st
Will Fries	2nd
Mike Miranda	2nd
Jaquan Brisker	3rd
Jahan Dotson	3rd (WR)
	HM (RS)
Michal Menet	3rd
Joey Porter Jr.	3rd
Lamont Wade	3rd
Rasheed Walker	3rd
Tariq Castro-Fields	HM
PJ Mustipher	HM
Antonio Shelton	HM
Brandon Smith	HM

2019

Yetur Gross-Matos	1st
Micah Parsons	1st
Pat Freiermuth	2nd
Steven Gonzalez	2nd
KJ Hamler	2nd (WR)
	HM (RS)
Shaka Toney	2nd
Cam Brown	3rd
Tariq Castro-Fields	3rd
Robert Windsor	3rd
Journey Brown	HM
Sean Clifford	HM
Will Fries	HM
Blake Gillikin	HM
Michal Menet	HM
Jan Johnson	HM
Jake Pinegar	HM
John Reid	HM
Garrett Taylor	HM
Lamont Wade	HM

2018

Amani Oruwariye	1st
Yetur Gross-Matos	1st
Trace McSorley	2nd
Miles Sanders	2nd
Ryan Bates	3rd
Connor McGovern	3rd
Shareef Miller	3rd
Pat Freiermuth	HM
Steven Gonzalez	HM
KJ Hamler	HM
	(WR & RS)
Micah Parsons	HM
John Reid	HM
Nick Scott	HM
Garrett Taylor	HM
Robert Windsor	HM

2017

Marcus Allen	1st
Saquon Barkley	1st (RB & RS)
Mike Gesicki	1st
Jason Cabinda	2nd
Blake Gillikin	2nd
DaeSean Hamilton	2nd
Trace McSorley	2nd
Amani Oruwariye	2nd
DeAndre Thompkins	2nd
Ryan Bates	3rd
Shareef Miller	3rd
Troy Apke	HM
Christian Campbell	HM
Curtis Cothran	HM
Parker Cothran	HM
Grant Haley	HM
Juwan Johnson	HM

2016

Saquon Barkley	1st
Tyler Davis	1st
Trace McSorley	2nd
Garrett Sickles	2nd
Mike Gesicki	2nd
Evan Schwan	3rd
Jason Cabinda	3rd
Marcus Allen	3rd
Chris Godwin	3rd
Brandon Bell	HM
Parker Cothran	HM
Brian Gaia	HM
Blake Gillikin	HM
John Reid	HM

2015

Carl Nassib	1st
Saquon Barkley	2nd
Chris Godwin	2nd
Austin Johnson	2nd
Anthony Zettel	3rd
Marcus Allen	HM
Jason Cabinda	HM
Grant Haley	HM
DaeSean Hamilton	HM
Trevor Williams	HM

2014

Mike Hull	1st
Anthony Zettel	1st
Sam Ficken	2nd
DaeSean Hamilton	2nd
Adrian Amos	HM
Deion Barnes	HM
Jesse James	HM
Austin Johnson	HM
Jordan Lucas	HM
Angelo Mangiro	HM
Trevor Williams	HM

2013

Kenny Ladler	1st
Jordan Matthews	1st
Andre Hal	2nd
Wesley Johnson	2nd

2012

Jordan Matthews	1st
Richard Kent	2nd
Zac Stacy	2nd

2011

Tim Fugger	2nd
Casey Hayward	2nd
Zac Stacy	2nd

HM - honorable mention

STATISTICAL HIGHS & LOWS UNDER JAMES FRANKLIN

PENN STATE

Total Offense Highs

718	Kent State, 2024
673	Idaho, 2019
643	Kent State, 2018
619	at Maryland, 2019
609	Nebraska, 2017
599	Iowa, 2016
591	at Illinois, 2018
586	at Michigan State, 2023
580	Illinois, 2020
579	at Iowa, 2017

Total Offense Lows

180	at Temple, 2015
186	at Michigan, 2018
191	at Michigan, 2016
207	Michigan, 2015
214	at Michigan, 2014
219	Maryland, 2014
227	at Ohio State, 2019
227	Illinois, 2021
233	Michigan State, 2014
238	Michigan, 2023

First Down Highs

40	Kent State, 2024
35	Idaho, 2019
34	Delaware, 2023
32	Nebraska, 2017
32	Ball State, 2021
31	at Illinois, 2019
30	at Maryland, 2018
30	Maryland, 2020
30	at Nebraska, 2020
29	at Iowa, 2017

First Down Lows

9	at Temple, 2015
10	at Michigan, 2022
11	at Michigan, 2018
11	at Wisconsin, 2021
12	Army, 2015
12	at Michigan, 2016
13	Ohio State, 2016
14	Northwestern, 2014
14	at Ohio State, 2015
14	Michigan, 2015
14	Pittsburgh, 2017
14	Michigan State, 2018
14	Buffalo, 2019
14	Michigan, 2019
14	Illinois, 2021

Rushing Yardage Highs

396	vs. Memphis, 2019
387	at Illinois, 2018
372	Maryland, 2016
359	Iowa, 2016
340	at Rutgers, 2016
331	Idaho, 2019
330	Rutgers, 2015
315	Delaware, 2023
310	Maryland, 2018
309	Kent State, 2024

Rushing Yardage Lows

16	Ohio State, 2014
33	at Ohio State, 2021
38	Michigan State, 2014
39	Indiana, 2017
42	Maryland, 2014
44	Ohio State, 2020
48	at Maryland, 2015
49	at Ohio State, 2023
50	Northwestern, 2014
50	at Wisconsin, 2021

Rushing Attempts Highs

62	Maryland, 2016
60	Delaware, 2023
58	Northwestern, 2022
57	at Rutgers, 2020
57	Iowa, 2023
53	Iowa, 2019
53	vs. Memphis, 2019
53	Illinois, 2020
52	Iowa, 2016
52	at Indiana, 2020
52	at Nebraska, 2020

Rushing Attempts Lows

18	at Wisconsin, 2021
22	Michigan State, 2014
22	Michigan, 2015
22	at Michigan, 2022
24	Pittsburgh, 2017
24	Georgia State, 2017
24	Buffalo, 2019
25	Northwestern, 2014
26	Michigan State, 2021
26	at Ohio State, 2023

Passing Yardage Highs

454	vs. UCF, 2014
429	Villanova, 2021
409	Kent State, 2024
421	at Maryland, 2019
401	at Michigan State, 2017
394	at Ohio State, 2021
386	Michigan State, 2016
384	vs. Wisconsin, 2016
371	vs. Boston College, 2014
371	Ohio State, 2022

Passing Yardage Lows

74	Michigan, 2023
81	Rutgers, 2019
88	Rutgers, 2023
93	at Illinois, 2014
103	at Temple, 2015
112	Temple, 2014
118	at Michigan, 2018
120	at Ohio State, 2015
121	at Michigan, 2016
128	Buffalo, 2015
128	at Ohio State, 2019

Passing Attempt Highs

57	Maryland, 2020
52	at Ohio State, 2021
50	Ohio State, 2014
50	vs. Boston College, 2014
48	at Iowa, 2017
48	at Michigan State, 2017
47	vs. UCF, 2014
47	at Michigan State, 2015
47	at Maryland, 2021
47	Ohio State, 2022

Passing Attempt Lows

13	at Ohio State, 2015
14	Rutgers, 2023
15	Rutgers, 2019
16	at Illinois, 2014
17	at Michigan, 2018
18	Iowa, 2016
18	at West Virginia, 2024
19	Rutgers, 2015
19	Army, 2015
19	Maryland, 2016

Passing Completion Highs

35	at Ohio State, 2021
34	vs. Boston College, 2014
32	vs. UCF, 2014
32	vs. Washington, 2014
32	Ohio State, 2022
31	Ohio State, 2014
31	at Iowa, 2017
31	Ohio, 2022
29	at Northwestern, 2017
29	at Maryland, 2019
29	Auburn, 2021

Passing Completion Lows

7	at Ohio State, 2015
7	Rutgers, 2023
8	at Rutgers, 2014
8	Ohio State, 2016
8	at Michigan, 2018
8	Rutgers, 2019
10	Rutgers, 2015
10	Army, 2015
10	Maryland, 2016
10	Northwestern, 2022

Scoring Highs

79	Idaho, 2019
66	at Maryland, 2017
63	Kent State, 2018
63	at Illinois, 2018
63	Delaware, 2023
63	UMass, 2023
62	Purdue, 2016
59	at Maryland, 2017
56	Georgia State, 2019
56	Nebraska, 2017
56	Illinois, 2020
56	Kent State, 2024

Scoring Lows

6	Northwestern, 2014
7	at Michigan, 2018
10	Michigan State, 2014
10	at Temple, 2015
10	at Ohio State, 2015
10	at Michigan, 2016
10	vs. Arkansas, 2021
12	at Ohio State, 2023
13	at Rutgers, 2014
13	at Michigan, 2014
13	at Indiana, 2014

Total Offense Highs

575	vs. USC, 2016
563	at Michigan, 2022
554	at Indiana, 2018
542	vs. Memphis, 2019
540	vs. Ole Miss, 2023
529	at Ohio State, 2017
526	Ohio State, 2020
515	at Michigan, 2016
474	at Michigan State, 2017
469	Minnesota, 2016

Total Offense Lows

53	at Michigan State, 2023
66	Kent State, 2024
76	Iowa, 2023
87	at Rutgers, 2016
104	Purdue, 2019
109	UMass, 2023
128	at Maryland, 2019
134	Maryland, 2022
140	Delaware, 2023
145	Idaho, 2019

First Down Highs

33	vs. USC, 2016
32	at Indiana, 2018
31	Minnesota, 2016
30	vs. Ole Miss, 2023
29	at Wisconsin, 2021
29	at Maryland, 2021
28	at Michigan, 2022
27	at Ohio State, 2017
27	at Ohio State, 2019
27	vs. Memphis, 2019

First Down Lows

4	Iowa, 2023
5	at Rutgers, 2016
5	Idaho, 2019
5	Delaware, 2023
5	at Michigan State, 2023
6	Kent State, 2024
8	Temple, 2014
8	Purdue, 2019
9	at Rutgers, 2022
9	UMass, 2023

Rushing Yardage Highs

418	at Michigan, 2022
357	Illinois, 2021
353	vs. Arkansas, 2021
341	at Pitt, 2016
326	at Michigan, 2016
315	at Ohio State, 2015
285	vs. Boston College, 2014
261	Army, 2015
259	at Michigan, 2018
245	at Pittsburgh, 2018
245	at Illinois, 2018

Rushing Yardage Lows

-49	at Maryland, 2023
-35	at Michigan State, 2023
-19	Purdue, 2019
3	UMass, 2014
4	Idaho, 2019
20	Iowa, 2023
24	vs. UCF, 2014
24	Pittsburgh, 2019
25	Michigan State, 2022
30	Iowa, 2016

OPPONENTS

Rushing Attempts Highs

67	Illinois, 2021
61	at Ohio State, 2019
58	Buffalo, 2019
58	at Wisconsin, 2021
58	vs. Arkansas, 2021
57	Ohio State, 2014
56	at Pitt, 2016
55	Army, 2015
55	at Rutgers, 2018
55	at Michigan, 2022

Rushing Attempts Lows

16	at Maryland, 2023
17	Iowa, 2023
20	Temple, 2014
22	at Purdue, 2022
23	at Iowa, 2017
23	Central Michigan, 2022
24	Indiana, 2021
24	Delaware, 2023
25	Akron, 2014
25	at Maryland, 2017
25	Pittsburgh, 2019
25	Michigan State, 2022

Passing Yardage Highs

479	vs. Memphis, 2019
453	vs. USC, 2016
400	at Michigan State, 2017
399	Nebraska, 2017
394	vs. Ole Miss, 2023
372	Pittsburgh, 2019
371	Indiana, 2019
371	at Maryland, 2021
365	at Purdue, 2022
354	Ohio State, 2022

Passing Yardage Lows

18	Kent State, 2024
32	Army, 2015
38	Illinois, 2021
43	Rutgers, 2017
45	UMass, 2023
46	at Rutgers, 2018
48	at Rutgers, 2016
55	at Pittsburgh, 2018
56	Iowa, 2023
58	Delaware, 2023

Passing Attempt Highs

60	at Purdue, 2022
58	at Maryland, 2021
56	at Michigan State, 2017
55	Purdue, 2016
55	at Indiana, 2018
54	vs. USC, 2016
53	Michigan State, 2018
53	vs. Memphis, 2019
52	Central Michigan, 2022
51	Pittsburgh, 2019

Passing Attempt Lows

1	Army, 2015
8	Michigan, 2023
13	Kent State, 2024
15	at Pitt, 2016
15	vs. Kentucky, 2018
16	Maryland, 2016
16	at Rutgers, 2018
16	Iowa, 2023
16	Rutgers, 2023
17	at Rutgers, 2016
17	at Michigan, 2018
17	Delaware, 2023

Passing Completion Highs

41	at Maryland, 2021
36	Purdue, 2016
35	at Indiana, 2018
35	Pittsburgh, 2019
33	vs. USC, 2016
33	at Ohio State, 2017
33	at Michigan State, 2017
33	vs. Memphis, 2019
31	Indiana, 2019
31	at Maryland, 2023

Passing Completion Lows

1	Army, 2015
2	Kent State, 2024
5	at Rutgers, 2018
6	Delaware, 2023
6	Iowa, 2023
7	at Rutgers, 2016
7	Rutgers, 2017
7	Michigan, 2023
8	Illinois, 2020
8	Illinois, 2021

Scoring Highs

55	at Michigan State, 2015
52	vs. USC, 2016
49	at Michigan, 2016
44	Nebraska, 2017
44	Ohio State, 2022
42	at Pitt, 2016
42	at Michigan, 2018
41	Iowa, 2020
41	at Michigan, 2022
39	at Ohio State, 2017
39	vs. Memphis, 2019

Scoring Lows

0	Illinois, 2015
0	at Rutgers, 2016
0	Akron, 2017
0	Georgia State, 2017
0	at Maryland, 2019
0	Indiana, 2021
0	Rutgers, 2021
0	Maryland, 2022
0	Iowa, 2023
0	UMass, 2023
0	at Michigan State, 2023
0	Kent State, 2024

SERIES NOTES

HEAD COACH LINCOLN RILEY

- Lincoln Riley is in his third season at USC and owns a 22-10 record as head coach of the Trojans.
- He led USC to 11 wins and a Cotton Bowl appearance in 2022 and eight wins and a Holiday Bowl appearance in 2023.
- He is the only head coach to coach three Heisman winning quarterbacks and the only head coach to have three quarterbacks selected No 1 overall in the NFL Draft.
- Before taking over as head coach at USC, Riley served as head coach at Oklahoma from 2017-21, leading the Sooners to a 55-10 record, four New Year's Six bowl appearances and four double-digit win seasons.
- After starting his coaching career at Texas Tech, his alma mater, from 2003-09, Riley was offensive coordinator/quarterbacks coach at ECU from 2010-14 and offensive coordinator/quarterbacks coach at Oklahoma in 2015-16.

SCOUTING THE TROJANS

- USC is 3-2 this season and 1-2 in Big Ten play.
- The Trojans opened the season with a 27-20 win over No. 13/12 LSU and added wins against Utah State (48-0) and Wisconsin (38-21), but fell against No. 18/17 Michigan (27-24) and Minnesota (24-17).
- Last week against the Gophers, USC tallied 373 total yards, including 200 passing and 173 rushing.
- Miller Moss threw for 200 yards and a touchdown, finding Duce Robinson for a 3-yard score.
- Woody Marks rushed for 134 yards and a touchdown.
- USC ranks sixth in the Big Ten in scoring offense (30.8 ppg), seventh in total offense (442.4), fifth in passing offense (292.8) and 10th in rushing offense (149.6).
- Moss has completed 64.5 percent of his passes for 1,398 yards and nine touchdowns (four interceptions).
- Marks leads USC with 468 rushing yards and four touchdowns.
- On defense, the Trojans rank 11th in the conference in scoring defense (18.4), 10th in total defense (316.2), fifth in pass defense (157.6) and 17th in rushing defense (158.6).
- LB Easton Mascarenas-Arnold leads the defense with 36 tackles (19 solo), while LB Eric Gentry has 30 stops, including 6.5 tackles for loss and two sacks.

TOP PERFORMANCES - PENN STATE

Rushing	
Curt Warner	26 for 145 yds, 2 TD ('82 Fiesta)
Mike Archie	10 for 107 yds ('93)
Ki-Jana Carter	21 for 104 yds ('93)
Ki-Jana Carter	17 for 119 yds, 1 TD ('94)
Curtis Enis	27 for 241 yds, 3 TD ('96)
Saquon Barkley	25 for 194 yds, 2 TD ('17 Rose)

Passing	
Tony Sacca	16-of-34, 243 yds, 1 TD ('90)
Tony Sacca	18-of-40, 236 yds, 1 TD ('91)
Kerry Collins	18-of-33, 248 yds, 2 TD ('94)
Daryll Clark	21-of-36, 273 yds, 2 TD ('09 Rose)
Trace McSorley	18-of-29, 254 yds, 4 TD ('17 Rose)

Receiving	
Terry Smith	10 for 165 yds, 1 TD ('91)
Freddie Scott	6 for 133 yds, 1 TD ('94)
Chris Godwin	9 for 187 yds, 2 TD ('17 Rose)

TOP PERFORMANCES - USC

Rushing	
Roy "Bullet" Baker	29 for 123 yds, 1 TD (1923 Rose)
Sultan McCullough	29 for 128 yds ('00)

Passing	
Todd Marinovich	22-of-34, 240 yds, 1 TD ('90)
Rob Johnson	25-for-43, 291 yds, 2 TD, 1 INT ('93)
Rob Johnson	18-of-30, 221 yds ('94)
Mark Sanchez	28-of-35, 413 yds, 4 TD ('09 Rose)
Sam Darnold	33-of-53, 453 yds, 5 TD, 1 INT ('17 Rose)

Receiving	
Gary Wellman	9 for 121 yds ('90)
Johnnie Morton	6 for 109 yds ('93)
Damian Williams	10 for 162 yds, 1 TD ('09 Rose)
Deonta Burnett	13 for 164 yds, 3 TD ('17 Rose)
JuJu Smith-Schuster	7 for 133 yds, 1 TD ('17 Rose)

SERIES RECORD

Penn State trails 6-4 in the all-time series against USC. The Nittany Lions and Trojans will meet for the first time since 2017 and the first time as Big Ten foes. Penn State is 2-0 at home against USC.

Year	Site	Result
1923	Neutral (Rose Bowl)	USC, 14-3
1982	Neutral (Fiesta Bowl)	Penn State, 26-10
1990	Away	USC, 19-14
1991	Away	USC, 21-10
1993	Home	Penn State, 21-20
1994	Home	Penn State, 38-14
1996	Neutral (Giants Stadium)	Penn State, 24-7
2000	Neutral (Giants Stadium)	USC, 29-5
2009	Neutral (Rose Bowl)	USC, 38-24
2017	Neutral (Rose Bowl)	USC, 52-49

LAST MEETING PENN STATE FALLS TO USC IN ROSE BOWL THRILLER

No. 5 Penn State running back Saquon Barkley totaled 306 all-purpose yards and scored three touchdowns and wide receiver Chris Godwin caught nine passes for 187 yards and two touchdowns, but No. 9 USC rallied in the fourth quarter to win the 103rd annual Rose Bowl Game on a 46-yard field goal as time expired, 52-49.

With 101 combined points, it was the then-highest-scoring game in the storied history of the Rose Bowl, and both teams trailed by double-digit margins in the thriller.

Penn State trailed USC by 13, 27-14, with 6:16 remaining in the second quarter, but scored touchdowns on four consecutive offensive plays from its final play of the first half to its first three plays of the second half, building a 42-27 lead.

Tight end Mike Gesicki caught an 11-yard touchdown pass to start the run and pull Penn State within six before the halftime break. Barkley criss-crossed the field and eluded multiple Trojan defenders for a 79-yard touchdown run on the Nittany Lions' first offensive play of the third

quarter, giving Penn State its first lead of the game, 28-27. On Penn State's next possession, quarterback Trace McSorley connected with Godwin for a 72-yard touchdown pass down the sideline. A Brandon Bell interception that he returned 24 yards to the USC 3 then set up a McSorley touchdown run for a game-high 15-point advantage.

Both teams would trade touchdowns before the quarter ended, resulting in a 49-35 Penn State lead, but USC would score 17 points in the fourth quarter to inch back in front.

The USC defense was able to keep Penn State off of the scoreboard in the fourth quarter and defensive back Leon McQuay III intercepted a McSorley pass with 50 seconds remaining, setting up the Trojans' game-winning field goal by Matt Boermeester. USC scored twice in the final 1:20 of the game.



TEAM STATISTICS

	USC	PSU
First Downs	33	23
Rushing Yards	122	211
Passing Yards	453	254
Passing (C-A-Int)	33-54-1	18-29-3
Total Offense	575	465
Plays	88	62
Fumbles (#-Lost)	0-0	1-0
Penalties (#-Yards)	10-85	5-65
Possession Time	33:21	26:39
3rd-Down Conv.	8-of-15	4-of-10
Red Zone	5-5	3-3
Touchdowns	6	7
Field goals	3	0

GAME LEADERS

* Top performers from each school based on yardage.

USC		PENN STATE	
Passing		Passing	
Sam Darnold	33-of-53, 453 yds, 5 TD/1 INT	Trace McSorley	18-of-29, 254 yds, 4 TD/3 INT
Rushing		Rushing	
Ronald Jones III	20 for 55 yds, 1 TD	Saquon Barkley	25 for 194 yds, 2 TD
Justin Davis	6 for 43 yds	Trace McSorley	6 for 13 yds, 1 TD
Receiving		Receiving	
Deontay Burnett	13 for 164 yds, 3 TD	Chris Godwin	9 for 187 yds, 2 TD
JuJu Smith-Schuster	7 for 133 yds, 1 TD	Saquon Barkley	5 for 55 yds, 1 TD
Tackles (U-A-Total)		Tackles (U-A-Total)	
Stevie Tu'ikolovatu	6-2-8	Jason Cabinda	7-4-11
Leon McQuay	7-0-7	Marcus Allen	5-4-9

OTHER

Date	January 2, 2017
Location	Pasadena, Calif.
Stadium	Rose Bowl Stadium
Attendance	95,128
Time of Game	4:12
Penn State	11-3
USC	10-3

PENN STATE VS. BIG TEN

PENN STATE VS. BIG TEN

- Penn State is 52-22 in the Big Ten since 2016.
- PSU won 13 consecutive games against Big Ten opponents from 2016-17, breaking its record of 12 from 1993-94.
- Penn State owns a 258-130-3 mark against Big Ten Conference teams since the Nittany Lions first opposed Ohio State in 1912.
- The Nittany Lions began play as a member of the Big Ten Conference in 1993 and have a 162-94 mark.
- Penn State played 132 games vs. the current Big Ten alignment when either or both Penn State itself (prior to 1993) or the opponent (Nebraska prior to 2011; Maryland and Rutgers prior to 2014; Oregon, UCLA, USC and Washington prior to 2024) was not yet a member of the Big Ten. The Nittany Lions went 92-37-3 in those games.

Opponent	Record	1st Meeting	Last Meeting
Illinois	22-6	1954	2024
Indiana	25-2	1993	2023
Iowa	18-14	1930	2023
Maryland	43-3-1	1917	2023
Michigan	10-17	1993	2023
Michigan State	19-18-1	1914	2023
Minnesota	10-6	1993	2022
Nebraska	8-10	1920	2020
Northwestern	16-5	1993	2023
Ohio State	14-25	1912	2023
Oregon	3-1	1960	1994
Purdue	16-3-1	1951	2022
Rutgers	32-2	1918	2023
UCLA	3-4	1963	2024
USC	4-6	1922	2016
Washington	3-0	1921	2017
Wisconsin	11-9	1953	2021

Bold indicates 2024 opponent

BIG TEN'S NEW TEAMS

- The Big Ten welcomed four former Pac-12 schools ahead of the 2024 season.
- Oregon, UCLA, USC and Washington joined the conference to expand the league to 18 teams.
- The Nittany Lions meet UCLA (10/5), USC (10/12) and Washington (11/9) in 2024.
- Penn State's all-time games against the former Pac-12 schools:

Date	Opponent	Score
12/3/1921	at Washington	W, 21-7
1/1/1923	vs. USC (Rose Bowl)	L, 3-14
12/17/1960	vs. No. 16 Oregon (Liberty Bowl)	W, 41-12
9/21/1963	at Oregon	W, 17-7
9/28/1963	UCLA	W, 17-14
9/26/1964	at UCLA	L, 14-21
10/3/1964	Oregon	L, 14-22
10/2/1965	UCLA	L, 22-24
10/15/1966	at No. 4 UCLA	L, 11-49
10/7/1967	No. 3 UCLA	L, 15-17
10/12/1968	at UCLA	W, 21-6
1/1/1982	vs. No. 8 USC (Fiesta Bowl)	W, 26-10
12/26/1983	vs. Washington (Aloha Bowl)	W, 13-10
9/15/1990	at No. 6 USC	L, 14-19
9/14/1991	at USC	L, 10-21
9/11/1993	USC	W, 21-20
9/10/1994	No. 14 USC	W, 38-14
1/2/1994	vs. No. 12 Oregon (Rose Bowl)	W, 38-20
8/25/1996	vs. No. 7 USC (Giants Stadium)	W, 24-7
8/27/2000	vs. No. 15 USC (Giants Stadium)	L, 5-29
1/1/2009	vs. No. 5 USC (Rose Bowl)	L, 24-38
1/2/2017	vs. No. 9 USC (Rose Bowl)	L, 49-52
12/30/2017	vs. No. 12 Washington (Fiesta Bowl)	W, 35-28
10/5/2024	UCLA	W, 27-11
10/12/2024	at USC	---

MILESTONE WATCH

- **Kaytron Allen** is 2 touchdowns shy of 20 career rushing touchdowns.
- **Abdul Carter** is 6 sacks shy of 20 career sacks.
- **Tyler Elsdon** is 9 tackles shy of 100 career tackles.
- **Omari Evans** is 131 yards shy of 500 career receiving yards.
- **Beau Pribula** is 66 yards shy of 500 career rushing yards.
- **Nicholas Singleton** is 33 yards shy of 500 career receiving yards.
- **Tyler Warren** is 105 yards shy of 1,000 career receiving yards.
- **Kevin Winston Jr.** is 10 tackles shy of 100 career tackles.

TEAM NOTES

USC CONNECTIONS

- Penn State junior **K Chase Meyer** and USC redshirt senior DE Solomon Tuliaupupu, senior LB Raesjon Davis, senior WR Corey Nerhus, redshirt junior WR Kyron Hudson and redshirt junior WR Josiah Zamora all played at Mater Dei High School in California.
- Penn State freshman TE **Luke Reynolds** and USC freshman LB Elijah Newby both played at Cheshire Academy in Connecticut.
- Penn State redshirt junior P **Gabriel Nwosu** and USC redshirt senior S Bryson Shaw both played at The Bullis School in Maryland.
- Penn State senior WR **Julian Fleming** and Shaw played together at Ohio State from 2020-21.

USC COACH CONNECTIONS

- USC defensive coordinator D'Anton Lynn played at Penn State from 2008-11, earning All-Big Ten honorable mention honors.

UCLA NOTES

- The Nittany Lions are 6-3 in Penn State Stripe Out games.
- Penn State improved to 5-0 for the fourth-straight year. The Nittany Lions are the only FBS team to start 5-0 in each of the last four seasons.
- It is the first time in program history Penn State has started 5-0 in four-straight seasons.
- This marks the 35th time Penn State has started a season 5-0 and the sixth time under **James Franklin**.
- Penn State scored on a 16-play, 82-yard drive, covering 8:36 in the second quarter. It was Penn State's longest drive by plays since a 17-play drive against Iowa in 2023 and its longest drive by time since a 9:04 drive against Indiana in 2019.
- TE **Tyler Warren** recorded his 17th total touchdown (14 receiving; 3 rushing) at Penn State, breaking a tie with Pat Freiermuth (16 receiving; 2018-20) for the most all-time by a PSU tight end.
- WR **Liam Clifford** had his first career 100-yard receiving game with 107 yards on three catches.
- The Nittany Lions have allowed just 17 second-half points this season and zero points in the third quarter.
- In the third quarter, Penn State held UCLA to (-9) yards (5 passing, -14 rushing) on 11 plays.
- Through five games, Penn State has allowed just 87 yards on 46 plays (1.9 yards per play) in the third quarter.
- Penn State has allowed 363 total yards on 127 plays (2.9 yards per play) in the second half this season, including 106 yards on 34 offensive plays to UCLA in the second half.
- The Nittany Lions are allowing just 100 rushing yards on 64 attempts in the second half this season (1.56 yards per rush).

ILLINOIS NOTES

- Penn State is 17-15 all-time in Big Ten openers, including wins in its last four and seven of the last eight.
- Penn State is 75-24-5 in Homecoming games and 5-2 when wearing its Generations of Greatness uniforms.
- Penn State has held Big Ten opponents to less than 100 rushing yards in three-straight games and 14 of the last 15 contests.
- From the 1:41 mark of the second quarter (when Illinois had the ball at the Penn State 2-yard line) until the end of the game, the Nittany Lions held Illinois to 39 total yards.
- A missed field goal in the red zone by the Illini in the second quarter snapped a streak of 36-straight red zone scores, which was the longest in the country.
- Penn State had a season-high 13 tackles for loss, the most since recording 14 in 2023 vs. UMass, and most in a Big Ten game since 2022 at Rutgers (15).
- The Nittany Lions recorded a season-high seven sacks, their most since notching seven in 2023 at Michigan State.
- DE **Abdul Carter** is the first Nittany Lion with four tackles for loss in a game since Yetur Gross-Matos against Iowa in 2018.
- Carter was tabbed Big Ten Defensive Player of the Week.

KENT STATE NOTES

- Penn State posted 718 yards of total offense and allowed 66 total yards on defense, a difference of 652 yards. The difference is the most for a Penn State team since 1947 and according to ESPN Stats & Info, the highest yard differential in the FBS in the last 20 years.
- Penn State had a school-record 718 yards of offense. The previous record was 711 yards vs. Susquehanna in 1926.
- The Nittany Lions had a school-record 40 first downs. The previous record was 38 vs. West Virginia in 1962.
- PSU had eight different players score a touchdown in a game for the first time since eight scored against Georgia State in 2017.
- Penn State's 409 passing yards are the fifth-highest in school history and the most since the Nittany Lions had 429 passing yards vs. Villanova in 2021.
- Between the second and third quarters, Penn State scored four touchdowns in a 7:36 span, while covering 319 yards.
- Penn State had three different players (QB **Drew Allar**, QB **Beau Pribula**, TE **Tyler Warren**) throw a passing touchdown in the same game since 2008 in a 55-13 win over Syracuse (QB Daryll Clark, QB Pat Devlin, QB Paul Cianciolo).
- Warren threw a 17-yard touchdown pass to Nicholas Singleton in the second quarter. It was Warren's first career touchdown pass.
- Warren is the first non-PSU quarterback with a passing and receiving touchdown in the same game since WR KeAndre Lambert-Smith against Michigan State in 2022.
- Penn State held Kent State to 66 yards of offense (48 rushing, 18 passing), tied for the seventh-fewest since 1947. It is the fewest yards allowed by the Nittany Lions since holding Michigan State to 53 yards of total offense in 2023.
- The Nittany Lions held Kent State to 20 total yards in the first quarter (0 pass, 20 rush) and 40 total yards in the first half (18 pass, 22 rush). Penn State held Kent State to 26 yards in the second half (0 pass, 26 rush).
- The 18 passing yards allowed are the fewest allowed by Penn State under **James Franklin**.
- Penn State only allowed six first downs, the fewest since allowing five at Michigan State in 2023.
- The two passing completions allowed are the second-fewest allowed under Franklin and the lowest number of completions allowed since Army had one completion in 2015.

BOWLING GREEN NOTES

- Penn State snapped a streak of 28 games not allowing a first-drive touchdown, dating back to the Michigan State game in 2021. It was the nation's longest active streak.
- The Nittany Lions snapped a streak of 15-straight regular-season non-conference matchups without allowing more than 20 points in a game.
- Penn State is 123-13-1 all-time in home openers and 55-10 in Beaver Stadium home openers, including wins in 21 of the last 23 home openers.
- On Bowling Green's opening drive, Penn State snapped a streak of 28-straight games not allowing a first-drive touchdown, dating back to the Michigan State game in 2021. It was the nation's longest active streak.
- The Nittany Lions snapped a streak of 15-straight regular season non-conference games not allowing more than 20 points.
- Penn State had nine plays of 20+ yards on Saturday (five passes, four rushes)
- RB **Nicholas Singleton** and RB **Kaytron Allen** each rushed for 100 yards in the same game for the second time in their careers
- TE **Tyler Warren** posted a career-high 146 yards on a career-best eight receptions.
- Warren's 146 receiving yards are a Penn State tight end record in a game, topping Matt Kranchick's 136 yards against Wisconsin in 2003.
- The senior earned his second-career 100-yard receiving game. He is tied-second among Penn State tight ends, trailing only Ted Kwalick (1966-68). He is tied with Mickey Shuler (2; 1975-77) and Pat Freiermuth (2; 2018-20).

TEAM NOTES

- Penn State held Bowling Green to six total yards in the third quarter (1 rushing, 5 passing).

WEST VIRGINIA NOTES

- The Nittany Lions have won six-straight matchups in the series and 34 of the last 36 contests.
- Penn State is now 114-22-2 all-time in season openers and has won 20 of its last 23 season-opening contests.
- Due to lightning in the area, the start of the second half was delayed by 2 hours and 19 minutes.
- QB **Drew Allar** threw three touchdown passes in the second quarter, becoming the first Penn State quarterback to throw three touchdown passes in a quarter since Trace McSorley against Michigan State in 2016 (third quarter – Chris Godwin 34 yards, Mike Gesicki 45 yards, Godwin 59 yards).
- Penn State forced three turnovers, including two fumbles and an interception.
- S **Kevin Winston Jr.** tied a career high with 12 tackles (7 solo), earning his third career double-digit tackle game.
- Winston claimed Big Ten Defensive Player of the Week honors.
- In the fourth quarter, DE **Dani Dennis-Sutton** recovered a fumble and CB **Elliot Washington II** picked off a pass.

STREAKING

- Penn State has not allowed a special teams touchdown in 66-straight games, dating back to the start of the 2019 season.
- Penn State has won 20 consecutive games against teams that are not members of a Power Four conference.
- Penn State has won 22 consecutive games over non-conference opponents during the regular season, dating back to a win over Temple in 2016.
- Penn State has won 27-straight non-conference home games, dating back to a win over Kent State in 2013.

DAWKINS ON GOOD WORKS TEAM

- Redshirt senior OL **Nick Dawkins** was named to the Allstate AFCA Good Works Team on Sept. 17.
- Dawkins is one of 22 student-athletes on the Allstate AFCA Good Works Team, which recognizes exemplary community service.
- By being one of 11 FBS players selected to the Good Works Team, Dawkins is also a semifinalist for the Allstate Wuerffel Trophy.

BACK-TO-BACK 10 WIN SEASONS

- In 2023, Penn State reached 10 wins in a season for the 26th time in program history and 10 regular season wins for the 21st time in program history.
- The Nittany Lions won at least 10 games in back-to-back seasons for the 12th time in program history.
- Penn State joined Alabama, Florida State, Georgia, LSU, Michigan, Ohio, Ohio State, Oregon, Troy, Tulane and Washington as teams who posted 10+ win seasons in 2022 and 2023.
- The Nittany Lions reached 10 wins for the fifth time since 2016.
- Penn State is one of 11 FBS teams with at least 10 wins in at least five of the last eight seasons, joining Alabama (8), Boise State (6), Clemson (7), Georgia (6), Michigan (6), Notre Dame (5), Ohio State (7), Oklahoma (6), Troy (5) and Washington (5).

IN THE CFP RANKINGS

- Penn State opened the 2023 College Football Playoff rankings at No. 11 and finished at No. 10 in the final 2023 poll.
- Penn State is one of nine FBS teams who have appeared in each of the last 12 CFP rankings.
- With appearances in the last 12 CFP rankings, Penn State is tied for the sixth-longest active streak among FBS teams.
- The Nittany Lions have appeared in the CFP rankings 36 times since the College Football Playoff was introduced in 2014.
- Penn State has ranked among the CFP Top 10 on 20 occasions.
- Penn State has finished in the CFP Top 12 six times, ranking sixth-most among FBS teams and second among Big Ten teams.

WATCH LISTS

- Several Nittany Lions were named to preseason watch lists.
- Junior QB **Drew Allar** was tabbed to the Davey O'Brien, Johnny Unitas Golden Arm Award, Manning Award and Maxwell Award watch lists.
- Junior RB **Kaytron Allen** was named to the Doak Walker Award watch list.
- Junior LB **Abdul Carter** landed on the Bednarik Award, Lombardi Award, Lott IMPACT Trophy, Nagurski Trophy and Walter Camp Player of the Year Award watch lists.
- Redshirt senior OL **Nick Dawkins** was placed on the Wuerffel Trophy watch list.
- Junior DE **Dani Dennis-Sutton** is on the Lott IMPACT Trophy watch list.
- Redshirt junior LS **Tyler Duzansky** is a member of the Mannelly Award watch list.
- Junior WR **Omari Evans** is on the Earl Campbell Tyler Rose Award watch list.
- Redshirt sophomore OL **Olaivavega Ioane** and redshirt senior+ DT **Dvon J-Thomas** are on the Polynesian Player of the Year Award watch list.
- Redshirt junior LB **Kobe King** landed on the Butkus Award watch list.
- Junior K **Chase Meyer** was selected for the Lou Groza Award watch list.
- Junior RB **Nicholas Singleton** was tabbed to the Doak Walker Award, Maxwell Award, Paul Hornung Award and Walter Camp Player of the Year Award watch lists.
- Junior P **Riley Thompson** is on the Ray Guy Award watch list.
- Senior TE **Tyler Warren** was named to the Mackey Award watch list.
- Junior S **Kevin Winston Jr.** was selected for the Bednarik Award watch list.
- Redshirt senior+ OL **Sal Wormley** was tabbed to the Outland Trophy watch list.
- Freshman OL **Cooper Cousins** is on the Shaun Alexander Freshman of the Year Award watch list.
- Allar, Allen, Carter, Dennis-Sutton, WR **Julian Fleming**, King, OL **JB Nelson**, S **Jaylen Reed**, OL **Nolan Rucci**, Singleton, Warren, Winston and Wormley are on the Reese's Senior Bowl watch list.

RECORD BREAKDOWN

Overall Record	5-0
Day Games	4-0
Night Games (6 p.m. or later)	1-0
TV Games	5-0
BTN	2-0
FOX	2-0
NBC	1-0
Scoring First	3-0
Opponent Scoring First	2-0
Leading at the Half	3-0
Trailing at the Half	1-0
Tied at the Half	1-0
Leading after Third Qtr.	5-0
Trailing after Third Qtr.	0-0
Tied after Third Qtr.	0-0
Overtime Games	0-0
Scoring less than 20 pts	0-0
Scoring 20-29 points	2-0
Scoring 30-39 Points	2-0
Scoring 40+ Points	1-0
Allowing 10 points or less	2-0
Allowing 11-20 points	2-0
Allowing 21-30 points	1-0
Allowing 31+ points	0-0
Rushing for less than 100 yds	1-0
Rushing for 100-199 yds	0-0
Rushing for 200-299 yds	3-0
Rushing for 300+ yds	1-0
Passing for less than 200 yds	1-0
Passing for 200-299 yds	3-0
Passing for 300-399 yds	0-0
Passing for 400+ yds	1-0
Totalling less than 300 yds total offense	0-0
300-399 yds of total offense	2-0
400-499 yds of total offense	2-0
500+ yds of total offense	1-0
Allowing less than 100 yds rushing	4-0
Allowing more than 100 yds rushing	1-0
Allowing less than 300 yds total offense	4-0
Allowing 300+ yds total offense	1-0
Having a 100-yd rusher	3-0
Having two 100-yd rushers	1-0
Not having a 100-yd rusher	2-0
Opp. having a 100-yd rusher	0-0
No turnovers	2-0
1-3 turnovers	3-0
4+ turnovers	0-0
No takeaways	2-0
1 or 2 takeaways	2-0
3 or more takeaways	1-0
More than 30:00 of possession	3-0
Less than 30:00 of possession	2-0

AT THE START

Opponent	Coin Toss	Choice	PSU 1st Drive	Opponent 1st Drive	Game Captains
at West Virginia	West Virginia	Receive	Fumble	Punt	Dominic DeLuca, Riley Thompson, Tyler Warren, Kevin Winston Jr.
BOWLING GREEN	Penn State	Defer	Touchdown	Touchdown	Dominic DeLuca, Zane Durant, Kobe King, Riley Thompson
KENT STATE	Penn State	Defer	Interception	Punt	Dominic DeLuca, Kobe King, Beau Pribula, Elliot Washington II
ILLINOIS*	Penn State	Defer	Touchdown	Touchdown	Dominic DeLuca, Kobe King, Jaylen Reed, Tyler Warren
UCLA*	UCLA	Defer	Punt	Turnover on Downs	Nick Dawkins, Dominic DeLuca, Dani Dennis-Sutton, Beau Pribula
at USC*	-	-	-	-	-
at Wisconsin*	-	-	-	-	-
OHIO STATE*	-	-	-	-	-
WASHINGTON*	-	-	-	-	-
at Purdue*	-	-	-	-	-
at Minnesota*	-	-	-	-	-
MARYLAND*	-	-	-	-	-

* Big Ten Conference Game

HISTORIC SERIES

- The Nittany Lions have played 23 teams 20 or more times in the 137-year history of the program.
- Penn State owns a winning record against 18 of the 23 teams that it has met 20 or more times.
- Six of the 23 teams are on the 2024 schedule, including West Virginia (61), Illinois (28), Wisconsin (20), Ohio State (39), Purdue (20) and Maryland (47).
- Eighteen of the 23 programs are currently members of NCAA Division I FBS.

Team	Meetings	Record
Pittsburgh	100	53-43-4
Syracuse	71	43-23-5
West Virginia	61	50-9-2
Maryland *	47	43-3-1
Penn ^	47	18-25-4
Temple	45	40-4-1
Ohio State *	39	14-25
Bucknell ^	38	28-10
Michigan State *	38	19-18-1
Navy	38	19-17-2
Rutgers *	34	32-2
Iowa *	32	18-14
Gettysburg ^	28	27-0-1
Illinois *	28	22-6
Indiana *	27	25-2
Michigan *	27	10-17
Army	26	14-10-2
Boston College	24	20-4
Lehigh ^	23	16-6-1
Northwestern *	21	16-5
Wisconsin *	20	11-9
Lebanon Valley ^	20	20-0
Purdue *	20	16-3-1

* - Current Big Ten team | ^ - Current Non-FBS university

Bold indicates 2024 opponent

HOME SWEET HOME

- With a 320-81 all-time record in Beaver Stadium, Penn State owns the sixth-best record in its venue amongst current FBS schools and leads the Big Ten.
- Penn State averaged 108,409 fans in seven home games in 2023, which is the second-highest single-season average attendance in Beaver Stadium history and is the highest since record 108,917 average in 2007.
- The Nittany Lions welcomed 110,856 fans against Michigan in 2023. It is the second-largest crowd in Beaver Stadium history. This season, Penn State has recorded attendances numbers of 110,747 (vs. West Virginia), 110,830 (vs. Iowa) and 110,856 (vs. Michigan).
- The 2023 Penn State White Out attendance was 110,830, which is the third-largest crowd in Beaver Stadium history behind only the 110,889 from the 2018 Penn State White Out game against Ohio State and 110,856 against Michigan in 2023.
- Only Alabama (.842) and Oklahoma (.816) have higher winning percentages in facilities older than Beaver Stadium.

School	Stadium Name (Opened)	Rec	Win %
1. Alabama	Bryant-Denny Stadium (1929)	300-55-3	.842
2. Boise State	Albertsons Stadium (1970)	289-61	.826
3. Marshall	Joan C. Edwards Stadium (1991)	186-42	.816
4. Oklahoma	Gaylord Family-Oklahoma Memorial Stad. (1923)	426-90-15	.816
5. Ga. Southern	Paulson Stadium (1984)	214-51	.808
6. Penn State	Beaver Stadium (1960)	320-81	.798
7. Ohio State	Ohio Stadium (1922)	475-114-20	.796
8. Georgia	Sanford Stadium (1929)	382-107-9	.776
9. Auburn	Jordan-Hare Stadium (1939)	347-98-7	.775
10. Tennessee	Neyland Stadium (1921)	494-142-17	.769

TOP 10 BEAVER STADIUM CROWDS

Date	Result	Attendance
9/29/18	Ohio State 27, Penn State 26	110,889
11/11/23	Michigan 24, Penn State 15	110,856
9/23/23	Penn State 31, Iowa 0	110,830
10/21/17	Penn State 42, Michigan 13	110,823
9/14/02	Penn State 40, Nebraska 7	110,753
9/2/23	Penn State 38, West Virginia 15	110,747
10/19/19	Penn State 28, Michigan 21	110,669
10/27/07	Ohio State 37, Penn State 17	110,134
9/8/07	Penn State 31, Notre Dame 10	110,078
10/5/24	Penn State 27, UCLA 11	110,047

TEAM NOTES

PRESEASON ALL-AMERICANS

- Junior DE **Abdul Carter** was tabbed a preseason first-team All-American by Action Network.
- Carter was named preseason second-team All-America by Associated Press, CBS, ESPN and The Athletic.
- Carter was also a preseason All-American selection by the Walter Camp Award.
- Redshirt senior+ OL **Sal Wormley** was selected preseason All-America second-team by Action Network.
- Freshman OL **Cooper Cousins** was named a preseason True Freshman All-American by 247Sports, On3 and ESPN.

LIONS UNDER THE LIGHTS

- With the Nittany Lions battling Illinois at 7:30 p.m. on NBC, the 2024 season marks the 24th-straight with at least one regular-season night game on the schedule.
- Penn State is 63-32 at night all-time. The figure breaks down to 22-11 at home, 29-14 on the road and 12-7 in neutral site games. Penn State is 1-1 at regular season neutral sites, 11-6 in bowl games and 1-0 in conference championship games.
- In 2019, Penn State played its most regular season night games in program history with four primetime tilts.
- On Oct. 12, 2013, the Lions claimed the longest game in Big Ten history when they edged Michigan under the lights, 43-40, in four overtimes in front of a sellout Beaver Stadium crowd of 107,844 on Homecoming.

ON TV

- Penn State has had 364 of its last 366 games televised, including 260 consecutive games.
- Over the last 15 seasons, every Penn State game has aired on either ABC, BTN, CBS, NBC, Peacock or an ESPN or FOX channel.
- Penn State has made 345 regular season TV appearances since 1995.
- Penn State games averaged 3.66 million viewers in 2023.
- The Nittany Lions played in three of the Top 25 most-watched games in 2023, including Penn State-Ohio State (9.96 million viewers; FOX), Penn State-Michigan (9.16; FOX) and Penn State-Ole Miss (7.77; ESPN).

OVERTIME OVER TIME

- College football introduced overtime during the bowl season in 1995 and adopted it for regular season games in 1996. Since then, Penn State has played 15 overtime games, including six over the 2012-14 seasons.
- Ten of the 15 overtime tilts have come at home, three in true road games, one in the 2006 Orange Bowl and one in the 2014 Pinstripe Bowl.
- Penn State is 8-7 all-time in overtime games, with a 5-5 record at Beaver Stadium, 1-2 mark in true road games and 2-0 in contests at a neutral site.
- Penn State's first two overtime contests came vs. Iowa in 2000 and 2002 at home. The Nittany Lions dropped their first three contests that went to the extra period, but won five straight overtime contests before falling to Nebraska on Nov. 23, 2013.

- Penn State's all-time overtime games:

Date	Opponent	Score
11/4/00	IOWA (20T)	L, 23-26
9/28/02	IOWA	L, 35-42
10/12/02	at Michigan	L, 24-27
1/3/06	vs. Florida State (30T) ¹	W, 26-23
10/7/06	at Minnesota	W, 28-27
11/24/12	WISCONSIN	W, 24-21
10/12/13	MICHIGAN (40T)	W, 43-40
11/2/13	ILLINOIS	W, 24-17
11/23/13	NEBRASKA	L, 20-23
10/25/14	OHIO STATE (20T)	L, 24-31
12/27/14	vs. Boston College ²	W, 31-30
10/2/16	MINNESOTA	W, 29-26
9/1/18	APPALACHIAN STATE	W, 45-38
10/24/20	at Indiana	L, 35-36
10/23/21	Illinois (90T)	L, 18-20

1 - Orange Bowl, 2 - Pinstripe Bowl

FAMILY AFFAIR

- Penn Staters know that it is very common for generations of families to all attend Penn State. For a fortunate few, immediate family members are also able to follow in a brother, father or grandfather's footsteps on the Penn State football team.
 - Three sons of Penn State lettermen are on the 2024 team.
- | Father (Letters) | Son (Class) |
|-------------------------|-----------------------|
| Brian Chizmar (1986-89) | Ben Chizmar (R-Jr.) |
| Ed Pryts (1978-82) | Jackson Pryts (R-So.) |
| Todd Rucci (1990-92) | Nolan Rucci (R-Jr.) |
- Five pairs of brothers are currently represented.
- | Older (Years/Class) | Younger (Class) |
|------------------------------------|------------------------|
| Max Chizmar (2017-21) | Ben Chizmar (R-Jr.) |
| Sean Clifford (2018-22) | Liam Clifford (R-Jr.) |
| Khalil Dinkins (2020-pres.; R-Jr.) | Kolin Dinkins (R-So.) |
| Kalen King (2021-23) (Twins) | Kobe King (R-Jr.) |
| Michal Menet (2017-21) | Joey Schlaffer (R-Fr.) |

FUTURE BIG TEN SCHEDULES

- On October 4, 2023, the Big Ten released Penn State's home and away opponents for the 2024-28 seasons.
- 2025: home:** Indiana, Nebraska, Northwestern, Oregon; **away:** Iowa, Michigan State, Ohio State, Rutgers, UCLA.
- 2026: home:** Minnesota, Purdue, Rutgers, USC, Wisconsin; **away:** Maryland, Michigan, Northwestern, Washington.
- 2027: home:** Maryland, Michigan, Michigan State, Washington; **away:** Illinois, Indiana, Oregon, Purdue, Wisconsin.
- 2028: home:** Indiana, Iowa, Ohio State, Oregon, UCLA; **away:** Michigan State, Nebraska, Rutgers, USC



2024 TEAM CAPTAINS

#0 DOMINIC DELUCA
 #15 DREW ALLAR
 #21 KEVIN WINSTON JR.
 #41 KOBE KING
 #53 NICK DAWKINS
 #95 RILEY THOMPSON

TEAM NOTES

POSŁUSZNY TABBED COLLEGE FOOTBALL HALL OF FAMER

- Penn State national award winner and two-time first-team All-America linebacker **Paul Posłuszny** has been elected to the College Football Hall of Fame as part of the 2024 class.
- Posłuszny will be inducted to the Hall of Fame December 10, 2024 at the 66th National Football Foundation (NFF) Annual Awards Dinner in Las Vegas.
- Posłuszny is the 27th member (21 players, 6 coaches) of the Penn State football family to be elected to the College Hall of Fame. Linebacker LaVar Arrington was the most recent player inductee in 2022.
- He was recognized with an on-campus ceremony during the UCLA game.
- Posłuszny, an outside linebacker for the Nittany Lions, was a first-team All-American in 2005 and 2006.
- A native of Aliquippa, Pennsylvania, he was selected a first-team honoree by the Associated Press, Football Writers Association of America, Sporting News and Walter Camp Football Foundation in 2005 and the Associated Press and Walter Camp Football Foundation in 2006.
- Posłuszny became just the second two-time winner of the Chuck Bednarik Award, presented to the nation's top defensive player, in 2006.
- In 2005, he also won the Butkus Award, presented to the nation's top linebacker and was a finalist for the 2006 honor.

CARTER, DOZIER ON HALL OF FAME BALLOT

- Penn State lettermen **Ki-Jana Carter** and **D.J. Dozier** have been selected as a part of the national ballot for the National Football Foundation's College Hall of Fame's Class of 2025.
- A native of Westerville, Ohio, Carter was selected a first-team All-American during the 1994 campaign.
- He staked a claim to being one of the most decorated Penn State running backs of all time with a junior season in which he was fourth nationally in rushing (139.9), second in scoring (10.8 ppg) and fifth in all-purpose yardage (158.4). Carter led the Big Ten Conference in all three categories.
- Carter's 7.8 yards per carry easily was the best among the nation's Top 25 rushers.
- A tailback, Dozier matriculated to Happy Valley from Virginia Beach, Va. and earned first team All-America honors from the Walter Camp Football Foundation in 1986.
- Dozier is the only Nittany Lion to lead the team in rushing four consecutive seasons, doing so from 1983-86, and ranks No. 5 on the school career rushing yardage list with 3,227 yards, scoring 25 touchdowns and averaging 5.2 yards per attempt.
- Dozier gained 1,002 yards as a freshman and tallied 811 yards and scored 10 touchdowns as a senior and one of the instrumental players on the Nittany Lions' 12-0 squad.

JONES, HAM TEAM UP FOR 25TH SEASON

- In 2024, Steve Jones and Jack Ham are set to team up for their 25th season as the play-by-play voice and color analyst, respectively, on the Penn State Sports Network.
- The pair began working on Penn State football radio broadcasts in 2000.
- The 2023 Peach Bowl against Ole Miss was the duo's 300th broadcast.
- Jones is a 1980 Penn State graduate and also serves as the play-by-play voice of Penn State Men's Basketball.
- Jones began his time with the Penn State Radio Network in 1983 and worked on Penn State football pregame, halftime and postgame shows before taking over as play-by-play announcer in 2000.
- Ham, an All-American in 1970, became the 10th Nittany Lion to be enshrined in the National Football Foundation College Football Hall of Fame in 1990.
- Ham was the first Penn state product in both the College Football and Pro Football Halls of Fame after a nine-time All-Pro career as a linebacker for the Pittsburgh Steelers.

TRUSTEES APPROVE BEAVER STADIUM RENOVATION PLANS

- The Penn State Board of Trustees on May 21 approved in investing in the renovation of Beaver Stadium, which will grow revenue-generating opportunities, transform the fan and community experience, and fuel the future funding for all 31 athletics programs at Penn State.
- The approved renovations will enable year-round use of Beaver Stadium, further driving economic growth and development in the surrounding region.
- Since January 2024, when the initial expenditure for the Beaver Stadium renovation was approved, steps have been underway at the stadium and will continue leading up to the 2024 college football season.
- Initial construction has prioritized safety and accessibility through the widening of select concourses and the installation of new escalators, as well as field lighting performance and videoboard replacements.
- Winterization work also is ongoing, which entails the insulation of pipes and other upgrades to allow the building to be occupied when temperatures are below freezing, giving Penn State the ability to host a College Football Playoff game beginning in 2024 and other potential events beyond Penn State football games in the winter months.
- After the 2024 season, the project plans encompass three distinct phases over the course of the next three football offseasons and will offer a new mix of seating options and improved amenities, such as restrooms and concessions.
- A new welcome center is planned for the community that will include a 21,000-square-foot facility for events and many other uses, serve as a connection point for all in the community, and augment enrollment efforts for prospective students and future student-athletes.
- The campus visit experience continues to be one of the most important drivers for prospective students, and the new center enables customization by leveraging technology to create visits that are personalized, immersive and showcase Penn State's areas of distinction.

NATIONAL NITS

Below is a list of Penn State players that rank among the top-100 individuals and top-50 teams in the most recent season statistical rankings.

Rankings listed NCAA/Big Ten; Statistics are from October 6, 2024

- **QB Drew Allar**
 - Passing Efficiency - 187.6 (5/2)
 - Yards Per Pass Attempt - 10.69 (5/2)
 - Yards Per Completion - 15.08 (9/1)
 - Completion Percentage - 70.9 (10/6)
 - Points Responsible For Per Game - 14.4 (37/5)
 - Points Responsible For - 72 (38/6)
 - Passing Touchdowns - 9 (38/7)
 - Passing Yards Per Game - 220.2 (60/8)
 - Passing Yards - 1,101 (60/10)
 - Total Offense Per Game - 238.0 (66/7)
 - Rushing Touchdowns - 3 (98/18)
- **RB Kaytron Allen**
 - Rushing Yards Per Game - 73.4 (55/10)
 - Rushing Yards - 367 (61/11)
 - Yards Per Carry - 4.96 (74/15)
- **DE Abdul Carter**
 - Tackles For Loss Per Game - 1.6 (11/3)
 - Sacks Per Game - 0.6 (54/9)
- **DE Dani Dennis-Sutton**
 - Fumbles Recovered - 1 (17/1)
 - Sacks Per Game - 0.5 (88/15)
- **WR Omari Evans**
 - Yards Per Reception - 22.0 (11/1)
- **CB A.J. Harris**
 - Total Interceptions - 1 (89/18)
- **S Jaylen Reed**
 - Fumbles Recovered - 1 (17/1)
- **LB Tony Rojas**
 - Total Interceptions - 1 (89/18)
- **RB Nicholas Singleton**
 - Yards Per Carry - 7.70 (5/3)
 - Rushing Yards Per Game - 102.0 (15/4)
 - Rushing Yards - 408 (46/9)
 - Total Touchdowns - 5 (58/12)
 - Rushing Touchdowns - 3 (98/18)
- **DE Smith Vilbert**
 - Fumbles Recovered - 1 (17/1)
- **WR Harrison Wallace III**
 - Yards Per Reception - 16.43 (81/8)
- **TE Tyler Warren**
 - Receiving Touchdowns - 3 (61/10)
 - Receptions Per Game - 4.6 (86/13)
- **CB Elliot Washington II**
 - Total Interceptions - 1 (89/18)
- **S Zakee Wheatley**
 - Total Interceptions - 1 (89/18)
- **TEAM**
 - Punt Return Defense - 0.0 (3/1)
 - Passing Efficiency - 192.18 (4/1)
 - Rushing Defense - 76.2 (4/2)
 - Total Defense - 233.2 (4/2)
 - Fumbles Lost - 1 (6/1)
 - Tackles For Loss Allowed - 3.2 (6/2)
 - Third Down Conversions - 52.8 (7/2)
 - Turnovers Lost - 3 (8/1)
 - Scoring Defense - 11.4 (8/3)
 - Yards Per Completion - 15.06 (9/2)
 - Completion Percentage - 71.1 (9/5)
 - Passing Defense - 157.0 (11/4)
 - First Downs Allowed - 76 (14/4)
 - Interceptions Thrown - 2 (17/3)
 - Rushing Offense - 217.8 (17/3)
 - Passing Efficiency Defense - 110.32 (19/6)
 - Turnover Margin - Plus-4 (21/5)
 - Total Offense - 461.8 (22/4)
 - Tackles For Loss Per Game - 7.0 (24/2)
 - Sacks Per Game - 2.6 (24/6)
 - Red Zone Defense - 75.0 (25/7)
 - First Downs Offense - 124 (28/5)
 - Fourth Down Conversions - 66.7 (29/5)
 - Scoring Offense - 34.4 (33/4)
 - Third Down Conversions Defense - 33.3 (33/6)
 - Sacks Allowed - 1.2 (35/5)
 - Red Zone Offense - 90.9 (36/6)
 - Net Punting - 41.0 (37/9)
 - Fumbles Recovered - 3 (41/5)

SEASON HONORS

DREW ALLAR, QUARTERBACK

Davey O'Brien Award Great 8 (9/3)
Davey O'Brien Award Watch List
Maxwell Award Watch List
Reese's Senior Bowl Watch List

KAYTRON ALLEN, RUNNING BACK

Doak Walker Award Watch List
Reese's Senior Bowl Watch List

ABDUL CARTER, DEFENSIVE END

Big Ten Defensive Player of the Week (9/30)
Senior Bowl Co-Defensive Player of the Week (9/30)
Bednarik Award Player of the Week (10/1)
Bronko Nagurski Player of the Week (10/1)
Bednarik Award Watch List
Bronko Nagurski Trophy Watch List
Butkus Award Watch List
Lombardi Award Watch List
Lott IMPACT Trophy Watch List
Walter Camp Player of the Year Award Watch List
Reese's Senior Bowl Watch List
Preseason Walter Camp All-America
Preseason Action Network All-America (First Team)
Preseason Associated Press All-America (Second Team)
Preseason CBS All-America (Second Team)
Preseason ESPN All-America (Second Team)
Preseason The Athletic All-America (Second Team)

COOPER COUSINS, OFFENSIVE LINE

Shaun Alexander Freshman of the Year Award Watch List
Preseason 24/7 Sports True Freshman All-America
Preseason ESPN True Freshman All-America
Preseason On3 True Freshman All-America

NICK DAWKINS, OFFENSIVE LINE

Allstate AFCA Good Works Team
Wuerffel Trophy Semifinalist

DANI DENNIS-SUTTON, DEFENSIVE END

Lott IMPACT Trophy Watch List
Reese's Senior Bowl Watch List

TYLER DUZANSKY, LONG SNAPPER

Patrick Mannelly Award Watch List

OMARI EVANS, WIDE RECEIVER

Earl Campbell Tyler Rose Award Watch List

JULIAN FLEMING, WIDE RECEIVER

Reese's Senior Bowl Watch List

OLAIVAVEGA IOANE, OFFENSIVE LINE

Polyneisan Player of the Year Award Watch List

DVON J-THOMAS, DEFENSIVE TACKLE

Polyneisan Player of the Year Award Watch List

KOBE KING, LINEBACKER

Butkus Award Watch List
Reese's Senior Bowl Watch List

CHASE MEYER, KICKER

Lou Groza Award Watch List

JB NELSON, OFFENSIVE LINE

Reese's Senior Bowl Watch List

JAYLEN REED, SAFETY

Reese's Senior Bowl Watch List

NOLAN RUCCI, OFFENSIVE LINE

Reese's Senior Bowl Watch List

NICHOLAS SINGLETON

Paul Hornung Award Honor Roll (9/4)
Doak Walker Award Watch List
Maxwell Award Watch List
Paul Hornung Award Watch List
Walter Camp Player of the Year Award Watch List
Reese's Senior Bowl Watch List

RILEY THOMPSON, PUNTER

Ray Guy Award Punter of the Week (9/10)
Ray Guy Award Watch List

TYLER WARREN, TIGHT END

Campbell Trophy Award Semifinalist
John Mackey Award Tight End of the Week (9/10)
John Mackey Award Watch List
Reese's Senior Bowl Watch List

KEVIN WINSTON JR., SAFETY

Bednarik Award National Player of the Week (9/3)
Big Ten Defensive Player of the Week (9/2)
Bednarik Award Watch List
Reese's Senior Bowl Watch List

SAL WORMLEY, OFFENSIVE LINE

Outland Trophy Watch List
Preseason Action Network All-America (Second Team)
Reese's Senior Bowl Watch List

OFFENSIVE NOTES

- Since the start of the 2016 season, Penn State's offense is third in the Big Ten in red zone touchdown percentage (67.48; 10th nationally) and scoring offense (34.37; 15th), fifth in total offense (425.55; 30th) and sixth in points per possession (2.21; 17th), touchdown percentage (32.32; 17th), scoring percentage (41.43; 18th), yards per pass attempt (7.85; 27th) and yards per play (6.04; 35th).
- Penn State's offense has been explosive since the 2016 campaign, as it leads the Big Ten in 80-plus yard play percentage (0.18; 2nd nationally) and 70-plus (0.35; 8th) and holds fourth in 40-plus (1.89; 22nd), 50-plus (0.96; 35th) and 60-plus (0.50; 39th) and sixth in 20-plus (7.43; 28th) and 30-plus (3.40; 38th).
- The Nittany Lions have tallied at least 55 offensive plays of 20 or more yards in seven of the last nine seasons (67 in 2022; 57 in 2021; 63 in 2019; 73 in 2018; 85 in 2017; 91 in 2016; 67 in 2015). PSU had 52 plays of 20 or more yards in 2020 (9-game schedule).
- Additionally, the Nittany Lions are fifth in the Big Ten and 20th nationally in 15-plus yard passing play percentage since 2016 (19.20 percent).
- Penn State has surpassed 200 yards rushing 47 times in the **James Franklin** era. PSU is 42-5 in those games.
- Since 2014, Penn State has recorded 200 passing yards on 86 occasions. Penn State is 65-21 in those games.
- Since 2014, Penn State has tallied 400 total yards on 72 occasions. Penn State is 59-13 in those games.
- Since 2014, Penn State is 48-1 when leading by 10+ points at halftime.
- Since the start of the 2022 season, Penn State is first in the nation in turnover margin, averaging a +1.03 margin (1.84 gained per game; 0.81 lost per game).
- Penn State had four plays of 40+ yards vs. West Virginia, including a 50-yard touchdown pass from **Drew Allar** to **Harrison Wallace III**, a 55-yard pass from Allar to **Omari Evans** and a pair of 40-yard runs (one for a touchdown) by **Nicholas Singleton**.
- In the second quarter, Allar became the first Penn State quarterback to throw for three touchdowns in a quarter since Trace McSorley in 2016 against Michigan State (third quarter).
- Against Bowling Green, PSU had two 100-yard rushers (Singleton, 119; RB **Kaytron Allen**, 101).
- Penn State's +652 yard differential in the Kent State game (718 gained, 66 allowed) is a school record and, according to ESPN Stats & Info, is the highest in any game in the last decade and the highest against an FBS opponent in the last 20 seasons.
- Penn State had school records with 718 total yards and 40 first downs vs. Kent State, while its 409 passing yards are the fifth-highest total in school history.
- PSU had eight different players score a touchdown in a game for the first time since eight scored against Georgia State in 2017.
- Penn State had three different players (Allar, QB **Beau Pribula**, TE **Tyler Warren**) throw a passing touchdown in the same game since 2008 vs. Syracuse (QB Daryll Clark, QB Pat Devlin, QB Paul Cianciolo).
- Against UCLA, the Nittany Lions scored on a 16-play, 82-yard drive, covering 8:36 in the second quarter. It was Penn State's longest drive by plays since a 17-play drive against Iowa in 2023 and its longest drive by time since a 9:04 drive against Indiana in 2019.
- In 2024, PSU has 24 plays of 20+ yards (18 passes, 6 rushes).
- Penn State has four players with 100-yard receiving games this season (Wallace, 117 vs. West Virginia; Warren, 146 vs. Bowling Green; Evans, 116 vs. Kent State; **Liam Clifford**, 107 vs. UCLA), marking the first season with at least four players with 100-yard receiving games since 2017 (Saqueon Barkley, DaeSean Hamilton, Juwan Johnson, DeAndre Thompkins).
- In 2024, Penn State ranks fourth in the country in pass efficiency (192.18; 1st), sixth in tackles for loss allowed per game (3.2; 2nd), seventh in third down conversions (52.8; 2nd), ninth in yards per completion (15.06; 2nd) and completion percentage (71.1; 5th), 17th in rushing offense (217.8; 3rd) and 22nd in total offense (461.8; 4th).
- PSU has been one of the most explosive offenses in the country, ranking fourth in 10-plus yard play percentage (28.08), fifth in big play percentage (19.24) and third in percentage of 15+ yard pass plays (29.82).
- Singleton (2,221 yards) and Allen (2,136 yards) are the second set of Penn State teammates to each have 2,000 career rushing yards, joining Lydell Mitchell (1969-71; 2,934 yds.) and Franco Harris (1969-71; 2,002 yds.).
- Allar ranks fifth in the nation and second in the Big Ten with a 88.8 quarterback rating (QBR). He leads the Big Ten in yards per completion (15.08; 9th nationally), while ranking second in the league in passing efficiency (187.6; 5th) and yards per pass attempt (10.59; 5th), while sitting 10th in the nation in completion percentage (70.9).
- Singleton ranks fifth in the nation in yards per carry (7.7; 3rd B1G) and is averaging 9.4 yards per carry on first down this season, good for second in the FBS (min. 30 first down carries).
- Among FBS tight ends, in 2024, Warren ranks fourth in yards per reception (12.6; 1st B1G) among TEs with 23+ catches, fifth in receiving touchdowns (3; 1st), seventh in receiving yards per game (57.8; 1st) and eighth in receptions (23; 2nd).
- Andy Kotelnicki** is in his first season as Penn State's offensive coordinator.
- Over the last 10 seasons as an offensive coordinator, Kotelnicki's offenses lead the nation in lowest sack percentage (3.9) and lowest tackle for loss percentage (8.0).
- Kotelnicki's offenses are second in the nation in rushing touchdowns per game (2.20) and third in yards per rush (4.75), rushing yards per game (190.5), rushing yards per season (2,091.6) and rushing touchdowns per season (23.8) over that span.
- Over the last 10 seasons as an OC, Kotelnicki's offenses are tied-first in points per play (0.46), second in yards per play (6.03), third down conversion percentage (46.43) and 40+ yard play percentage (1.94), third in touchdown percentage (30.06) and red zone touchdown percentage (66.0).
- Penn State has scored 40 points 33 times since 2016. By comparison, from 2008 until 2015, the Nittany Lions had 18 40-point outings.

Scoring Benchmarks Since 2016 (105 games)

Pts.	#	Last
50+	17	Sept. 21, 2024; vs. Kent State (W, 56-0)
40+	31	Sept. 21, 2024; vs. Kent State (W, 56-0)
30+	63	Sept. 21, 2024; vs. Kent State (W, 56-0)
20+	91	Oct. 5, 2024; vs. UCLA (W, 27-11)



Nicholas Singleton & Kaytron Allen

QUARTERBACK NOTES

- Junior quarterback **Drew Allar** is on watch lists for the Davey O'Brien Award, Johnny Unitas Golden Arm Award, Manning Award and Maxwell Award.
- Allar was selected honorable mention All-Big Ten by the coaches and media in 2023.
- In his career, the Ohio native has completed 61.8 percent of his passes (341-of-552) for 4,076 yards and 38 touchdowns (three interceptions) and owns 347 rushing yards and eight rushing touchdowns.
- He ranks first in school history in career interception percentage (0.54) and completion percentage (61.8), second in pass efficiency (145.4) and fourth in touchdown pass percentage (6.88).
- He also sits 10th in school history with 38 career touchdown passes, tied for 10th with 46 touchdowns responsible for and 13th with 4,076 career passing yards, 552 career pass attempts and 4,423 career total yards.
- Since 1956, Allar is the only FBS quarterback with 500+ pass attempts, 35+ passing touchdowns and 3 or less interceptions in their career.
- Before an interception on his 29th pass attempt of the Indiana game in 2023, Allar tallied 311 passing attempts without an interception to start his career. Allar's 311 pass attempts without an interception to start his career is an FBS record, bettering Baylor's Robert Griffin III's 209 attempts in 2008.
- In 2024, Allar has completed 70.9 percent of his passes for 1,101 yards and nine touchdowns, while rushing for three scores.
- He has completed 18 passes of 20+ yards this season.
- Allar ranks fifth in the nation and second in the Big Ten with a 88.8 quarterback rating (QBR).
- He leads the Big Ten in yards per completion (15.08; 9th nationally), while ranking second in the league in passing efficiency (187.6; 5th) and yards per pass attempt (10.59; 5th) and 10th in the nation in completion percentage (70.9).
- Allar has 12 career games with multiple touchdown passes, seven games with three or more touchdown passes and two games with four touchdown passes.
- He has 11 career 200-yard passing games, tied-eighth all-time at PSU, and two 300-yard passing games.
- The Ohio native owns seven career games with both a passing and rushing touchdown.
- Against West Virginia, Allar completed 11-of-17 passes for 216 yards and three touchdowns.
- All three of Allar's touchdown passes came in the second quarter, a 50-yard touchdown to **Harrison Wallace III** early in the frame, a 20-yard touchdown pass to **Kaytron Allen** and an 18-yard touchdown toss to Wallace on the final drive of the first half.
- Allar became the first Penn State quarterback to throw for three touchdowns in a quarter since Trace McSorley in 2016 against Michigan State (third quarter).
- He also connected with **Omari Evans** on a 55-yard pass, one of six completions over 15 yards on the day.
- In the first quarter, Allar went over the 3,000 career passing yards mark.
- Allar added six carries for 44 yards (7.3 ypc), including one run of 15 yards and two 10-yard runs.
- Allar was tabbed to the Davey O'Brien Award Great 8.
- Against Bowling Green, Allar threw for 204 yards on 13 completions.
- He scored on a 5-yard rush in the first quarter and connected with Evans (29 yards) and Nicholas Singleton (14 yards) on touchdown passes.
- Allar completed five passes of 20+ yards.
- Against Kent State, Allar threw for 309 yards, his second career 300-yard game, and three touchdowns, while rushing for a 5-yard score.
- He connected on touchdown passes with **Tyler Warren** (16 yards), **Liam Clifford** (14 yards) and Evans (59 yards).
- He completed five passes of 20+ yards, including four passes of 38+ yards.
- It was his fourth career game with 200+ passing yards and 3+ passing touchdowns.
- Against Illinois, Allar completed 15-of-21 passes for 135 yards.
- Allar threw for 237 yards and a touchdown, while adding a 1-yard touchdown rush vs. UCLA. He completed four passes of 20+ yards.
- He became the 13th PSU quarterback to reach 4,000 career passing yards.
- Allar in 2023 is one of two FBS quarterbacks ever, joining Tennessee's Hendon Hooker in 2022, with 25+ touchdown passes and two or fewer interceptions in a season.
- In the last 10 years, only 12 FBS players (three active) have had 2,800+ total yards and four or fewer turnovers in a season, including Allar (2023), WVU's Garrett Greene (2023), Coastal Carolina's Grayson McCall (2023), Michigan's JJ McCarthy (2023), Oregon's Bo Nix (2023), Florida State's Jordan Travis (2023), BYU's Zach Wilson (2020), Kent State's Dustin Crum (2019), Arizona State's Jayden Daniels (2019), Alabama's Tua Tagovailoa (2019), Alabama's Jalen Hurts (2017) and Memphis' Paxton Lynch (2015).
- Allar began the 2023 season with 251 pass attempts without an interception. Since 2000, his 251 pass attempts without an interception are the sixth-most to start a season, trailing only Louisiana Tech's Colby Cameron (428; 2012), Oregon's Marcus Mariota (285; 2013), Western Kentucky's Tyrrell Pigrome (278; 2020), NC State's Ryan Finley (274; 2017) and West Virginia's Geno Smith (273; 2012).
- Allar finished second in the country in touchdown-to-interception ratio (12.5-to-1).
- Quarterback **Beau Pribula** is in his third season with the Nittany Lions. He has played in 16 games at Penn State.
- Pribula has 18 completions for 251 yards and six touchdowns as a Nittany Lion, while adding 434 rushing yards and seven scores.
- He ranks 11th all-time among Penn State quarterbacks with 434 rushing yards.
- He has three games with both a passing and rushing touchdown.
- At WVU, Pribula connected on a 19-yard touchdown pass with **Tyler Warren** in the fourth quarter.
- He added three rushes for 25 yards, including runs of 11 and 12 yards.
- Against Kent State, Pribula completed six-of-nine passes for 83 yards and a touchdown, while adding 45 yards and a 1-yard score on the ground.

DREW ALLAR



ALLAR STATS

CAREER PASSING YARDS

4,076

Allar has thrown for 4,076 career passing yards, including 1,101 yards in 2024.

CAREER COMPLETION %

61.8

Allar is first in school history with a 61.8 career completion percentage.

PASSING TOUCHDOWNS

38

Allar has thrown 38 passing touchdowns in his career, good for 10th all-time at PSU.

INTERCEPTION %

0.54

Allar ranks first all-time at Penn State with a 0.54 interception percentage (3 interceptions in 552 attempts).

TOUCHDOWN PASS %

6.88

Allar sits fourth all-time at Penn State with a 6.88 touchdown pass percentage (38 touchdowns in 552 attempts).



Beau Pribula

RUNNING BACKS NOTES

- Co-offensive coordinator/running backs coach **Ja'Juan Seider** has 16 years of college coaching experience, including 13 at the Power Four level.
- As a player at Florida A&M, Seider won the Doug Williams Award for National Offensive Player of the Year, Jake Gaither Award (considered the Heisman Trophy of Historically Black Colleges) and earned All-America honors after throwing for 2,622 yards and 27 touchdowns and rushing for 740 yards and 14 touchdowns in 1999.
- A loaded running back room is led by dynamic juniors **Kaytron Allen** and **Nicholas Singleton**.
- Singleton is on watch lists for the Doak Walker Award, Maxwell Award, Paul Hornung Award and Walter Camp Player of the Year Award.
- Allen was tabbed to the Doak Walker Award watch list.
- In 2023, Allen earned All-Big Ten second team (coaches) and third team (media honors), while Singleton was voted third team as a running back and honorable mention as a return specialist.
- Singleton (2,221) and Allen (2,136) are the second set of Penn State teammates to each have 2,000 career rushing yards, joining Lydell Mitchell (1969-71; 2,934 yds.) and Franco Harris (1969-71; 2,002 yds.)
- Penn State is one of five FBS teams with at least two career 2,130-yard rushers on its roster.
- Penn State is the only FBS team with two career 2,130-yard rushers who have played their whole career at one school.
- Allen and Singleton are two of 10 Big Ten players with at least 2,130 career rushing yards.
- Singleton is one of 19 FBS players with 2,200+ career rushing yards and 23+ career rushing touchdowns.
- Singleton's 5.8 career rushing average is seventh among active FBS players (2nd in Big Ten) with 380+ rushing attempts.
- Singleton's (5.8) and Allen's (5.2) career rushing averages are second and fourth, respectively, among Big Ten players with 380+ rushing attempts.
- Against Bowling Green, Singleton (119) and Allen (101) each had over 100 rushing yards, marking the second time in their career that both have gone over 100 rushing yards in the same game.
- With 3,426 career all-purpose yards, Singleton ranks 24th among active FBS players and sixth among Big Ten players.
- Singleton owns 2,221 career rushing yards, ranking 16th all-time at PSU, and 23 career rushing touchdowns, tied-16th at PSU.
- His 3,426 career all-purpose yards are good for 17th at Penn State.
- Singleton owns 20 career runs of 20+ yards, including 10 runs of 40+ yards.
- He also has 43 career receptions for 467 yards and five touchdowns.
- The PA native has seven career 100-yard rushing games and six career games with multiple rushing touchdowns.
- Singleton began his 2024 campaign by rushing for 114 yards and a touchdown on 13 carries at West Virginia.
- He averaged 8.8 yards per carry, while earning his sixth career 100-yard rushing game.
- Singleton scored on a 40-yard run in the third quarter and added another 40-yard run in the fourth quarter.
- Singleton added a 13-yard reception and 56 kick return yards to total 183 all-purpose yards.
- On a 4-yard run in the third quarter, Singleton surpassed the 3,000 career all-purpose yards mark, becoming the 21st Penn State player to reach that milestone.
- In the Bowling Green game, Singleton ran for 119 yards on 13 carries, averaging 9.2 yards per rush.
- On the day, Singleton went over 2,000 career rushing yards, becoming the 20th Penn State player to do so.
- He had two rushes of 20+ yards, including a 24-yard rush in the second quarter and a 41-yard touchdown run in the fourth quarter.

- Singleton added a 14-yard touchdown catch in the third quarter.
- Against Kent State, Singleton rushed for 81 yards on 11 carries, averaging 7.4 yards per rush, and had a 17-yard touchdown reception.
- Singleton tallied 139 all-purpose yards against Illinois, with 94 on the ground (5.9 ypc), 25 receiving yards, and 20 kick return yards. He scored on a 4-yard run.
- Singleton ranks fifth in the nation in yards per carry (7.7; 3rd B1G), 11th in all-purpose yards per game (139.5; 2nd) and 15th in rushing yards per game (102.0; 4th), while tying-third in the nation in 40+ yard runs (3).
- Singleton is averaging 9.4 yards per carry on first down this season, good for second in the FBS (min. 30 first down carries).
- In his third season in Happy Valley, Allen has 2,136 career rushing yards, ranking 17th all-time at Penn State, 18 career rushing touchdowns and 2,463 career all-purpose yards.
- He also owns 36 career receptions for 290 yards and three scores.
- He has three career games with multiple rushing touchdowns and six career 100-yard rushing games.
- Allen hauled in a 20-yard touchdown reception in the second quarter against WVU.
- Allen finished the Bowling Green game with 101 yards on 14 carries, averaging 7.2 yards per rush.
- He had a 26-yard run on Penn State's opening drive and added a 26-yard rush in the third quarter.
- Allen gained 102 yards on 18 carries (5.7 ypc) against Illinois for his sixth career 100-yard rushing game. He scored on a 5-yard run late in the fourth quarter to seal the victory.
- He rushed for 78 yards and scored on a 1-yard run vs. UCLA.
- Redshirt freshman **Cam Wallace** made his collegiate debut at West Virginia, gaining 24 yards on nine carries, including an 11-yard rush.
- He rushed for 39 yards on nine carries and scored on a 1-yard run against Kent State.
- True freshman **Quinton Martin Jr.** has eight carries for 25 yards and three catches for 18 yards this season.
- Redshirt junior **Tyler Holworth** has played in seven career games and owns nine career carries.



Nicholas Singleton & Kaytron Allen

NICHOLAS SINGLETON



SINGLETON STATS

RUSHING YARDS

2,221

Singleton has rushed for 2,221 career rushing yards, ranking 16th in program history.

RUSHING YARDS PER GAME

74.0

Singleton is averaging 74.0 rushing yards per game in his career.

RUSHING TOUCHDOWNS

23

Singleton has 23 career rushing touchdowns, tied 16th all-time at PSU.

100+ RUSHING YARD GAMES

7

Singleton has seven career games with 100+ rushing yards, including 119 vs. Bowling Green.

20+ YARD RUNS

20

Singleton has 20 career 20+ yard runs, 12 30+ yard runs, 10 40+ yard runs, four 50+ yard runs, two 60+ yard runs, two 70+ yard runs and one 80+ yard run.

KAYTRON ALLEN



ALLEN STATS

RUSHING YARDS

2,136

Allen owns 2,136 career rushing yards, ranking 17th in program history.

RUSHING YARDS PER GAME

68.9

Allen is averaging 68.9 rushing yards per game in his career.

RUSHING TOUCHDOWNS

18

Allen has 18 career rushing touchdowns.

100+ RUSHING YARD GAMES

6

Allen has six career 100-yard rushing games, including 101 against Bowling Green and 102 vs. Illinois.

MULTI-TD GAMES

3

Allen has three multi-rushing touchdown games in his career.

OFFENSIVE LINE NOTES

- Offensive line coach **Phil Trautwein** is in his fifth season at Penn State.
- He was named to the American Football Coaches Association (AFCA) Class of 2021 "35 Under 35" list, recognizing the top-35 football coaches under the age of 35. He was the only Big Ten coach and the only offensive line coach on the 2021 list.
- In his four seasons at Penn State, Trautwein has helped 18 offensive linemen earn All-Big Ten honors, including six in 2023.
- Last season, Olumuyiwa Fashanu was the 2023 Big Ten Rimington-Pace Offensive Lineman of the Year and a William V. Campbell Trophy Finalist.
- Fashanu was named a first-team All-American by the Associated Press, AFCA, Sporting News and the Walter Camp Football Foundation, becoming Penn State's first offensive lineman to be named a consensus All-American since Jeff Hartings in 1995.
- Fashanu (11th overall), Caedan Wallace (third round) and Hunter Nourzad (fifth round) each heard their name called in the 2024 NFL Draft, marking the first time since 1996 the Nittany Lions had three linemen drafted.
- Redshirt senior **Sal Wormley** has started 31 games in 35 appearances.
- He is on the Outland Trophy watch list and was a preseason All-America second-team selection by the Action Network.
- Redshirt senior **JB Nelson**, voted All-Big Ten honorable mention selection by the coaches and media in 2023, has appeared in 19 games, making nine starts.
- Redshirt sophomore **Olaivavega Ioane**, named All-Big Ten honorable mention selection by media in 2023, has made 10 career starts in 22 appearances.
- Ioane is on the Polynesian Player of the Year Award watch list.
- Junior **Drew Shelton** has appeared in 25 games and made 11 starts.
- Redshirt senior **Nick Dawkins** is on the Allstate AFCA Good Works Team and is a semifinalist for the Wuerffel Trophy. He has played in 31 career games, including five starts.
- Redshirt freshman **Anthony Donkoh** has made five starts.
- Redshirt junior **Nolan Rucci** made his Penn State debut in the WVU game and has played in 11 collegiate games.
- Cooper Cousins** and **Eagan Boyer** are two of 14 true freshmen who have played this season.
- Penn State did not allow a sack against West Virginia.
- The Nittany Lions gained 457 yards, averaging 7.6 yards per play, and 222 rushing yards.
- PSU had eight runs of 10+ yards vs. WVU, including a pair of 40-yard runs (one for a touchdown) by **Nicholas Singleton**.
- Against Bowling Green, Singleton (119) and **Kaytron Allen** (101) rushed for 100 yards in the same game for the second time in their careers.
- The offensive line helped PSU to set school records with 718 total yards and 40 first downs against Kent State.
- PSU notched 409 passing yards and 309 rushing yards against the Golden Flashes, while posting five passes of 20+ yards.
- Penn State had 239 rushing yards and averaged 5.4 yards per carry vs. Illinois, while scoring three rushing touchdowns.



Sal Wormley

WINNINGEST PROGRAMS

In its 138th season of varsity football, Penn State has posted 935 victories to rank No. 7 in the nation. The Lions' success is not solely due to longevity though, as Penn State also ranks in the top 10 in all-time winning percentage.

As of October 6, 2024

TOTAL VICTORIES

1.	Michigan (145)	Big Ten	1,008
2.	Alabama (131)	SEC	969
	Ohio State (135)	Big Ten	969
4.	Texas (132)	SEC	953
5.	Notre Dame (136)	Independent	952
6.	Oklahoma (128)	SEC	948
7.	PENN STATE (138)	Big Ten	935
8.	Nebraska (135)	Big Ten	922
9.	Georgia (129)	SEC	885
10.	Tennessee (128)	SEC	880

WINNING PERCENTAGE (YEARS - MIN. 25 IN D1)

1.	Alabama (131)	SEC	.734
	Michigan (145)	Big Ten	.734
	Ohio State (135)	Big Ten	.735
4.	Notre Dame (136)	Independent	.730
5.	Oklahoma (128)	SEC	.726
6.	Boise State (57)	Mountain West	.725
7.	Texas (132)	SEC	.704
8.	USC (135)	Big Ten	.695
9.	PENN STATE (138)	Big Ten	.690
10.	Nebraska (135)	Big Ten	.679

ALL-TIME AP POLL RANKINGS (Weeks Ranked)

1.	Ohio State	Big Ten	989
2.	Michigan	Big Ten	926
3.	Oklahoma	SEC	905
4.	Alabama	SEC	880
	Notre Dame	Independent	880
6.	USC	Big Ten	819
7.	Texas	SEC	780
8.	Nebraska	Big Ten	732
9.	PENN STATE	Big Ten	702
10.	LSU	SEC	672

WINNING WAYS

- Penn State is 79-27 over the past nine seasons (2016-24), ranking eighth in FBS and third-best among Big Ten members (Ohio State, 94-13; Michigan, 83-24).
- Dating back to 2015, Penn State has won 55 of its last 65 home games.
- Penn State's 175-71 record over the last 20 seasons (2005-24) ranks 11th in FBS and fourth in the Big Ten (Ohio State, 216-35; Oregon, 188-62; Wisconsin, 180-72).
- Head coach **James Franklin** guided his teams to a winning record each of his first eight seasons (2 at Vanderbilt, 6 at Penn State).
- Since 2016, Franklin's 74.5 percent (79-27) winning percentage ranks fourth among current FBS coaches.

WELCOME TO THE GAME

Collegiate Debut (25):

- at West Virginia (8/31): OL Alex Birchmeier, OL Cooper Cousins, WR Tyler Johnson, S Dejuan Lane, DE Jordan Mayer, TE Luke Reynolds, TE Joey Schlaffer, RB Cam Wallace
- Kent State (9/21): K Ryan Barker, CB Antoine Belgrave-Shorter, OL Eagan Boyer, LB Ben Chizmar, RB Amiel Davis, WR Tyseer Denmark, DT Xavier Gilliam, DE Max Granville, DE Jaylen Harvey, RB Quinton Martin Jr., CB Jon Mitchell, DT Joseph Mupoyi, LB Jackson Pryts, LB Anthony Specia, S Vaboue Toure, CB Kenny Woseley Jr., LB Winston Yates

Penn State Debut (31):

- at West Virginia (8/31): Birchmeier, Cousins, WR Julian Fleming, DT Alonzo Ford Jr., CB A.J. Harris, Johnson, CB Jalen Kimber, Lane, Mayer, Reynolds, OL Nolan Rucci, Schlaffer, WR Jake Spencer, Wallace
- Kent State (9/21): Barker, Belgrave-Shorter, Boyer, Chizmar, Davis, Denmark, Gilliam, Granville, Harvey, Martin Jr., Mitchell, Mupoyi, Pryts, Specia, Toure, Woseley Jr., Yates

True Freshmen (14):

- at West Virginia (8/31): Cousins, Lane, Reynolds
- Kent State (9/21): Belgrave-Shorter, Boyer, Denmark, Gilliam, Granville, Harvey, Martin Jr., Mitchell, Specia, Toure, Woseley Jr.

First Collegiate Start (12):

- at West Virginia (8/31): OL Nick Dawkins, OL Anthony Donkoh, CB A.J. Harris, TE Andrew Rappleyea, LB Tony Rojas, S Zakee Wheatley
- Bowling Green (9/7): WR Omari Evans, TE Luke Reynolds
- Kent State (9/21): WR Julian Fleming, CB Elliot Washington II
- Illinois (9/21): LB DaKaari Nelson
- UCLA (10/5): LB Dominic DeLuca, TE Khalil Dinkins

First Start at Penn State (14):

- at West Virginia (8/31): Dawkins, Donkoh, Harris, CB Jalen Kimber, Rappleyea, Rojas, Wheatley
- Bowling Green (9/7): Evans, Reynolds
- Kent State (9/21): Fleming, Washington
- Illinois (9/21): Nelson
- UCLA (10/5): DeLuca, Dinkins

ACADEMIC SUCCESS

- The Nittany Lions had 32 players selected as Academic All-Big Ten in Fall 2023.
- **Olumuyiwa Fashanu** was a finalist for the Campbell Trophy, known as the "Academic Heisman", and an National Football Foundation (NFF) Scholar-Athlete. He was the 20th Nittany Lion to be selected as an NFF Scholar-Athlete.
- In 2023, Penn State posted a program-record 93% graduation success rate. The 93% mark tops the previous high GSR of 91% set in 2005 and is just the second time in program history topping 90%. This is the 14th consecutive year the football team has surpassed the national average GSR for its sport.
- In 2019, punter Blake Gillikin took home CoSIDA Academic All-America® first-team honors for the second-straight year to become the 12th two-time first-team selection in Penn State history. Gillikin's two first-team CoSIDA Academic All-America honors increased Penn State football's total to 67 honorees, which ranks second in Division I football history (FBS and FCS).

DEGREES ON THE WALL

- Entering the 2024 season, 10 Nittany Lions have earned a collegiate degree.
- **Hakeem Beamon** graduated in August 2024 with his bachelor's degree in rehabilitation & human services.
- **Tyler Elsdon** earned his bachelor's degree in biobehavioral health in August 2024.
- **Mitchell Groh** graduated in August 2024 with his bachelor's degree in corporate innovation & entrepreneurship.
- **Gabriel Nwosu** collected his bachelor's degree in supply chain & information systems in Summer 2024.
- **Nick Dawkins** graduated with his bachelor's degree in recreation, parks and tourism management in December 2023.
- **Tyler Warren** earned his bachelor's degree in advertising/public relations in December 2023.
- **Sal Wormley** graduated in December 2023 with his bachelor's degree in journalism.
- **Smith Vilbert** graduated in August 2023 with his bachelor's degree in telecommunications and media studies.
- **Dvon J-Thomas** earned his bachelor's degree in telecommunications in Spring 2023. He is pursuing a second degree in journalism.
- **Julian Fleming** earned his degree in human development and family studies from Ohio State in December 2023.

PRONUNICATIONS

Drew Allar Drew AL-ler
Kaleb Artis Kaleb ar-TISS
Alex Birchmeier Alex BURTCH-myer
Henry Boehme Henry BAME
Audavion Collins ah-DAY-vee-on Collins
Amiel Davis ah-MEEL Davis
Tyseer Denmark Ty-SEAR Denmark
Dani Dennis-Sutton deh-NYE Dennis-Sutton
Matt Detisch Matt DETT-ish
Andrew Dufault Andrew Dew-fault
Khalil Dinkins kuh-LEEL Dinkins
Anthony Donkoh Anthony DON-coe
Jason Estrella Jason es-TRELL-uh
Mehki Flowers muh-KYE Flowers
Finn Furmanek Finn fir-muh-NECK
Jashaun Green ja-SEAN Green
Ethan Grunkemeyer Ethan Grunk-a-meyer
Olaivavega Ioane O-LIE-vuh-VENG-uh Yo-wahn-ay
Coziah Izzard Co-ZIGH-uh IZZ-ard
Dvon J-Thomas duh-VON Jay-THOMAS
Dejuan Lane Day-zhon Lane
Joseph Mupoyi Joseph moo-POY
DaKaari Nelson dah-KARR-ee Nelson
Gabriel Nwosu Gabriel WO-Sue
Chimdy Onoh CHIM-dee OH-no
Beau Pribula Beau prib-U-luh
Jackson Pryts Jackson PRITS
Andrew Rappleyea Andrew RAPPLE-yay
Ta'Mere Robinson TAY-meer Robinson
Nolan Rucci Nolan Roo-chi
Dominic Rulli Dominic RULE-ee
Sander Sahaydak Sander suh-HAY-dak
Joey Schaffer Joey sh-LAHF-er
Sam Siafa Sam see-AH-fa
Jaxon Smolik Jackson SMOLE-ick
Blaise Sokach-Minnick Blaze SO-katch-min-ick
Vaboue Toure Va-Boo Tore-A
Amin Vanover ah-MEEN Vanover
Zakee Wheatley ZACK-key Wheatley
J'Ven Williams JAY-ven Williams
Mylachi Williams Malachi Williams
Keon Wylie Keon WHY-lee

WIDE RECEIVER NOTES

- Offensive recruiting coordinator/wide receivers coach **Marques Hagans** is in his second season on the Penn State staff.
- Hagans joined the Penn State staff after serving as the associate head coach/wide receivers coach at Virginia for the previous 11 years. He was promoted to Associate Head Coach for the Cavaliers prior to the 2022 season.
- During his time at Virginia, Hagans coached 10 of the top 15 career receptions leaders in program history.
- Hagans was a four-year letterman at Virginia from 2002-05 and currently sits No. 10 all-time in passing yards with 4,877. He also ranks seventh in total offense with 5,779 yards.
- He was selected, as a receiver, in the fifth round (144th overall) of the 2006 NFL Draft by the St. Louis Rams. He spent three seasons with the Rams before being picked up by the Kansas City Chiefs and Indianapolis Colts in 2008. Hagans spent the 2009 and 2010 campaigns with Washington.
- Redshirt junior **Harrison Wallace III** has appeared in 29 career games, making 11 starts, as a Nittany Lion.
- He owns 52 catches for 731 yards (14.1 average) and four touchdowns in his PSU career with a long reception of 50 yards.
- Wallace registered his first career 100-yard receiving game in the win at West Virginia, hauling in five catches for 117 yards and a career-best two touchdown receptions.
- Wallace had a 50-yard touchdown in the second quarter and added an 18-yard touchdown reception right before halftime.
- Wallace had a 20-yard reception vs. Illinois and a 25-yard grab vs. UCLA.
- Junior **Omari Evans** has 19 receptions for 369 yards and four touchdowns in 29 career games.
- He had two catches at West Virginia, including a 55-yard reception to setup a touchdown on the final drive of the second quarter.
- Evans hauled in a 29-yard touchdown reception in the second quarter against Bowling Green.
- Evans earned his first career 100-yard receiving game with four catches for 116 yards and a touchdown against Kent State. He had a 59-yard touchdown grab in the third quarter and a 38-yard reception in the second quarter.
- Evans (22.0) and Wallace (16.4) are first and eighth in the Big Ten in yards per reception. Evans ranks 11th nationally.
- Senior **Julian Fleming** transferred to Penn State from Ohio State and made his PSU debut against West Virginia.
- He has appeared in 44 games, including 24 starts, in his college career. Fleming has collected 86 receptions for 1,062 yards (12.3 average) and seven touchdowns in his career.
- The Pennsylvania native made his first reception at Penn State against Bowling Green and had catches of 39 and 21 yards against Kent State.
- Redshirt junior **Liam Clifford** has appeared in 30 career games, including four starts, with 29 receptions for 399 yards, one touchdown and a long reception of 57 yards.
- He caught a 14-yard touchdown in the second quarter against Kent State and added a 38-yard reception in the second quarter.
- Clifford earned his first career 100-yard receiving game vs. UCLA, making catches of 26, 24 and 57 yards.
- Redshirt sophomore **Kaden Saunders** has appeared in 18 games as a Nittany Lion. He has eight career receptions for 77 yards and a touchdown.



Harrison Wallace III

COACHING STAFF POTW

The Penn State coaching staff chooses players of the week in all three phases. Here are their selections:

AUG. 31 - WEST VIRGINIA

- Offensive: Drew Allar/Harrison Wallace III
- Defensive: Jaylen Reed
- Special Teams: Ta'Mere Robinson
- D-Squad Offensive: Will Patton/Donnie Harbour
- D-Squad Defensive: Bobby Mears/Jackson Pryts
- D-Squad Special Teams: Tyler Armstead

SEPT. 7 - BOWLING GREEN

- Offensive: Tyler Warren
- Defensive: Zane Durant
- Special Teams: Sander Sahaydak
- D-Squad Offensive: Garrett Sexton/Ethan Grunkemeyer
- D-Squad Defensive: Kaleb Artis/Xavier Gilliam
- D-Squad Special Teams: Tyler Armstead

SEPT. 21 - KENT STATE

- Offensive: Drew Allar/Omari Evans
- Defensive: Abdul Carter
- Special Teams: DaKaari Nelson
- D-Squad Offensive: Addison Penn/Aaron Enterline
- D-Squad Defensive: Bobby Mears/Jaylen Harvey/Tyler Armstead
- D-Squad Special Teams: Winston Yates

SEPT. 28 - ILLINOIS

- Offensive: Kaytron Allen/Nicholas Singleton
- Defensive: Abdul Carter/Zane Durant
- Special Teams: DaKaari Nelson
- D-Squad Offensive: Joey Schaffer/Logan Bahn
- D-Squad Defensive: Kaleb Artis/Mylachi Williams
- D-Squad Special Teams: Amiel Davis

OCT. 5 - UCLA

- Offensive: Liam Clifford
- Defensive: Dani Dennis-Sutton/Zakee Wheatley
- Special Teams: Ryan Barker
- D-Squad Offensive: Garrett Sexton/Logan Cunningham
- D-Squad Defensive: Xavier Gilliam/Jackson Pryts
- D-Squad Special Teams: Karson Kieseewetter

TYLER WARREN



WARREN STATS

CAREER RECEPTIONS

72

Warren has 72 career receptions, including 23 this season.

CAREER RECEIVING YARDS

895

Warren owns 895 career receiving yards, including 289 in 2024.

CAREER RECEIVING TDS

14

Warren ranks 14th all-time at Penn State, and third among PSU tight ends, with 14 career touchdown receptions.

20+ YARD RECEPTIONS

11

Warren has made 11 receptions of 20 or more yards as a Nittany Lion, including four in 2024.

100-YARD
RECEIVING GAMES

2

Warren has two career games with 100+ receiving yards, recording a PSU tight end-record 146 yards against Bowling Green.

TIGHT ENDS NOTES

- Co-offensive coordinator and tight ends coach **Ty Howle** is in his fourth season coaching the Penn State tight ends and his fifth season overall on the staff.
- He was a four-year letterwinner on the Penn State offensive line from 2009-13. He started at center and left guard and was a four-time Academic All-Big Ten selection. He was a team captain in 2013.
- Theo Johnson, selected by the New York Giants in the fourth round of the 2024 NFL Draft, was Penn State's fifth tight end drafted since 2015, tied for the third-most in the FBS.
- Senior **Tyler Warren**, a member of the Mackey Award watch list, owns 72 receptions for 895 yards and 14 touchdowns, while adding three rushing scores and a passing touchdown, in his career. Warren has 11 career receptions of 20+ yards and two career 100-yard games.
- He has 14 career touchdown receptions, good for 14th all-time at Penn State and third among PSU tight ends, trailing only Mike Gesicki (15; 2014-17) and Pat Freiermuth (16; 2018-20).
- He is ninth among PSU tight ends with 72 career receptions and 11th with 895 career receiving yards.
- Against UCLA, Warren tallied his 17th total touchdown (14 receiving, 3 rushing) to pass Freiermuth for the most total touchdowns (16) among Penn State tight ends.
- With two career 100-yard receiving games, Warren is tied-second among Penn State tight ends, trailing only Ted Kwalick (1966-68). He is tied with Mickey Shuler (2; 1975-77) and Pat Freiermuth (2; 2018-20).
- Warren is one of four FBS tight ends (only Big Ten) with 72+ receptions, 890+ receiving yards and 14+ touchdown receptions in his career.
- Among active FBS tight ends, Warren is fourth in career touchdown receptions (14; 1st in B1G), while sitting third among Big Ten tight ends in career receptions (72) and fourth in career receiving yards (895). He's also ninth among active FBS tight ends, averaging 12.4 yards per reception (minimum 72 receptions).
- Since 1956, Warren is one of eight Big Ten players, and the only tight end, with 14+ receiving touchdowns and 3+ rushing touchdowns in their career.
- He currently has a 21-game reception streak and has at least one 14-yard catch in each of his last 11 games.
- He has 23 receptions for 289 yards and three touchdowns in 2024, while adding 34 rushing yards, a rushing touchdown and a passing touchdown.
- He's one of 10 FBS players, and one of two tight ends, with a passing, rushing and receiving touchdown this season.
- Among FBS tight ends, in 2024, he ranks fourth in yards per reception (12.6; 1st B1G) among TEs with 23+ catches, fifth in receiving touchdowns (3; 1st), sixth in red zone catches (5; 2nd), seventh in receiving yards per game (57.8; 1st) and eighth in receptions (23; 2nd) and receiving yards (289; 1st).
- Warren is also second among FBS tight ends in percentage of catches for first downs (70%; 1st) among TEs with 20+ catches, fifth in 15+ yard receptions (9; 1st) and sixth in 10+ yard receptions (13; 1st).
- Against Bowling Green, Warren posted a career-high 146 yards on a career-best eight receptions.
- His 146 receiving yards are a Penn State tight end record in a game, topping Matt Kranchick's 136 yards against Wisconsin in 2003. He was Mackey Award Tight End of the Week after the BGSU game.
- Warren tallied a 16-yard touchdown reception, a 17-yard touchdown pass and a 16-yard rush against Kent State. He threw a 17-yard touchdown pass in the second quarter.
- Warren is PSU's first non-QB with a passing and receiving touchdown in the same game since KeAndre Lambert-Smith against Michigan State in 2022.
- Warren caught four passes against Illinois, while rushing for 29 yards and a 3-yard touchdown.
- He had a 5-yard touchdown grab against UCLA.
- Redshirt junior **Khalil Dinkins** has played in 26 career games, making 11 catches for 129 yards and four touchdowns.
- Dinkins caught a 13-yard touchdown pass against Kent State.

NITTANY LIONS IN THE NFL

- A total of 46 Penn State football alumni are populating the rosters of 24 National Football League teams.
- The Nittany Lions annually are among the top 20 programs nationally in producing players in the NFL. In addition, four former Nittany Lions are members of NFL coaching staffs.
- Nine players from PSU's 2023 squad are on NFL teams.

NITTANY LIONS ON NFL ROSTERS

(Pro Experience in Parentheses)

- Atlanta Falcons (1):** Arnold Ebiketie (3)
Arizona Cardinals (4): Dan Chisena (4), Blake Gillikin (5), Jesse Luketa (3), PJ Mustipher (1)
Baltimore Ravens (3): Adisa Isaac (R), Odafe Oweh (4), Jordan Stout (3)
Buffalo Bills (5): KJ Hamler (4), Daquan Hardy (R), Austin Johnson (8), DaQuan Jones (11), Connor McGovern (6)
Carolina Panthers (2): Miles Sanders (6), Nick Scott (6)
Chicago Bears (2): Ryan Bates^{IR} (6), Jaquan Brisker (3)
Cincinnati Bengals (1): Mike Gesicki (7)
Dallas Cowboys (2): Amani Oruwariye (5), Micah Parsons (4)
Detroit Lions (1): Allen Robinson II (11)
Green Bay Packers (3): Sean Clifford (2), Kalen King (R), Rasheed Walker (3)
Houston Texans (1): Juice Scruggs (2)
Indianapolis Colts (1): Will Fries (4)
Jacksonville Jaguars (2): Brenton Strange (2), Parker Washington (2)
Kansas City Chiefs (1): Hunter Nourzad (R)
Miami Dolphins (2): Cam Brown^{IR} (5), Chop Robinson (R)
New England Patriots (2): Curtis Jacobs (R), Caedan Wallace^{IR} (R)
New York Giants (1): Theo Johnson (R)
New York Jets (2): Olumuyiwa Fashanu (R), Brandon Smith (2)
Philadelphia Eagles (2): Saquon Barkley (7), Jahan Dotson (3)
Pittsburgh Steelers (2): Pat Freiermuth (4), Joey Porter Jr. (2)
San Francisco 49ers (3): Ji'Ayir Brown (2), Kevin Givens (5), Yetur Gross-Matos^{IR} (5)
Seattle Seahawks (1): Chris Stoll (2)
Tampa Bay Buccaneers (1): Chris Godwin (8)
Washington Commanders (1): Mitchell Tinsley (2)
- Italics indicates practice squad | ^C Team Captain | ^{IR} Injured Reserve*

*As of October 6, 2024

FOUR FORMER LIONS ON NFL COACHING STAFFS

Four former Nittany Lions are patrolling the sidelines as part of NFL coaching staffs in 2024.

- NaVorro Bowman (Los Angeles Chargers, Linebackers)
Jeff Carpenter (Los Angeles Chargers, Offensive Quality Control/WRs)
Bobby Engram (Washington, wide receivers)
Christian Daboll (New York Giants, offensive assistant)



Khalil Dinkins

DEFENSIVE NOTES

- **Tom Allen** enters his first season as defensive coordinator and linebackers coach at Penn State.
- Allen, the 2020 AFCA National Coach of the Year and Big Ten Coach of the Year, brings 32 years of coaching experience to Happy Valley after spending the last eight years at Indiana, including seven as head coach.
- Allen coached four defensive All-Americans and 35 All-Big Ten honorees at Indiana.
- Thirteen Nittany Lions on defense earned All-Big Ten honors in 2023. Among the returners are DE **Abdul Carter** (1st as LB), DE **Dani Dennis-Sutton** (3rd), DT **Zane Durant** (HM), DT **Dvon J-Thomas** (HM), LB **Kobe King** (HM), S **Jaylen Reed** (HM) and S **Kevin Winston Jr.** (HM).
- Carter, making the switch from linebacker to defensive end, has been tabbed to Preseason All-America honors by the Action Network (1st team), Associated Press (2nd), CBS (2nd), ESPN (2nd), the Athletic (2nd) and the Walter Camp Award.
- Carter is on watch lists for the Bednarik Award, Lombardi Award, Lott IMPACT Trophy, Nagurski Trophy and Walter Camp Player of the Year Award.
- Dennis-Sutton has also been tabbed to the Lott IMPACT Trophy watch list.
- J-Thomas is on the Polynesian Player of the Year Award watch list.
- King has been named to the Butkus Award watch list.
- Winston is on the Bednarik Award watch list.
- Since the start of the 2022 season, Penn State has held 23 opponents under 100 rushing yards, most in the FBS.
- Over the last three seasons, Penn State has held opponents to under a 50 completion percentage in 10 games, the nation's ninth-most in that span.
- Over the last three seasons, the Nittany Lions have allowed under 10 completions in seven games, tied second-most in the nation.
- Since the start of the 2022 season, Penn State has forced 57 turnovers (30 interceptions, 27 fumbles), tied-seventh in the nation and tied-fourth among Power Four teams.
- Penn State's 27 fumbles recovered over the last three seasons are tied third-most in the nation and are most in the Big Ten.
- Penn State has recorded three or more takeaways in 11 games over the last three seasons, second-most among FBS teams.
- Over the last three seasons, Penn State is 16-0 when forcing multiple takeaways in a game.
- Since the start of the 2022 season, Penn State is first in the nation in turnover margin, averaging a +1.03 margin (1.84 gained per game; 0.81 lost per game).
- Against West Virginia, the Nittany Lions forced three takeaways, including two fumbles and an interception.
- Reed recovered a fumble in the first quarter.
- Dennis-Sutton recovered a fumble in the fourth quarter after a strip-sack by DE **Smith Vilbert**.
- Later in the fourth quarter, CB **Elliot Washington II** recorded his first career interception.
- The Nittany Lions added a fourth-down stop and a red zone stop in the first quarter.
- Penn State limited West Virginia to 246 yards on 66 plays (3.7 yards per play).
- The Nittany Lions held the Mountaineers to 85 rushing yards and 161 passing yards.
- PSU limited WVU to 4-of-14 on third down, including 1-of-5 on third-and-short (4 or less yards).
- Winston led PSU with 12 tackles (7 solo) and added a forced fumble to earn Big Ten Defensive Player of the Week and Bednarik Award National Player of the Week honors.
- Reed added a career-high nine tackles, a tackle for loss and a career-best two pass breakups.
- The Nittany Lions held Bowling Green to six total yards in the third quarter (1 rushing, 5 passing) and 89 in the second half (27 rushing, 62 passing).
- PSU grabbed two interceptions in the fourth quarter vs. BGSU on picks by LB **Tony Rojas** and S **Zakee Wheatley**.
- Penn State held Kent State to 66 yards of offense (48 rushing, 18 passing), tied for the seventh-fewest since 1947.
- Penn State's +652 yard differential in the Kent State game (718 gained, 66 allowed) is a school record and, according to ESPN Stats & Info, is the highest in any game in the last decade and the highest against an FBS opponent in the last 20 seasons.
- The Nittany Lions held Kent State to 20 total yards in the first quarter (0 pass, 20 rush) and 40 total yards in the first half (18 pass, 22 rush).
- Penn State held Kent State to 26 yards in the second half (0 pass, 26 rush).
- The 18 passing yards allowed are the fewest allowed by Penn State under **James Franklin**.
- Penn State only allowed six first downs, the fewest since allowing five at Michigan State in 2023.
- The two passing completions allowed are the second-fewest allowed under Franklin and the lowest number of completions allowed since Army had one completion in 2015.
- Twenty-two of Kent State's 43 plays went for no gain or negative yards.
- In the Illinois game, from the 1:41 mark of the second quarter (when Illinois had the ball at the Penn State 2 yard-line) until the end of the game, the Nittany Lions held Illinois to 39 total yards.
- A missed field goal in the red zone by the Illini in the second quarter snapped a streak of 36-straight red zone scores, which was the longest in the country.
- Penn State held Illinois to 34 yards rushing, the fewest since holding Michigan State to (-35) yards rushing in 2023.
- PSU had a season-high 13 tackles for loss on Saturday, the most since recording 14 in 2023 vs. UMass, and most in a Big Ten game since 2022 at Rutgers (15).
- The Nittany Lions recorded a season-high seven sacks, which are the most since notching seven in 2023 at Michigan State.
- CB **A.J. Harris** intercepted a pass and a strip-sack by Carter was recovered by Vilbert. Both takeaways came in the fourth quarter.
- PSU forced a red-zone stop and two fourth-down stops against UCLA.
- The Nittany Lions limited UCLA to -9 total yards (5 passing, -14 rushing) on 11 plays in the third quarter.
- After the UCLA game, Penn State has allowed just 87 yards on 46 plays (1.9 yards per play) in the third quarter this season.
- Penn State has allowed 363 total yards on 127 plays (2.9 yards per play) in the second half this season, including 100 rushing yards on 64 attempts (1.56 yards per rush).
- Penn State has not allowed any points in the third quarter this season and only 17 points in the second half, ranking fourth in the nation in second half scoring defense (3.4).
- Penn State has held Big Ten opponents to less than 100 rushing yards in four-straight games and 15 of the last 16 contests.
- Penn State has three red-zone stops and five fourth-down stops this season and has forced seven takeaways (three fumbles, four interceptions).
- Through five games, Penn State ranks fourth in the nation in total defense (233.2) and rushing defense (76.2) and eighth in scoring defense (11.4).
- The Nittany Lions are also 11th in passing defense (157.0), 14th in first downs allowed (76), 19th in pass efficiency defense (110.32), 24th in tackle for loss per game (7.0) and sacks per game (2.6) and 25th in red zone defense (75.0).
- Penn State is also fourth in yards per carry (2.47) and fifth in yards per play (4.01).
- Carter is tied-second in the Big Ten with 8.0 tackles for loss this season, ranking 11th nationally, and is tied-ninth in the conference with three sacks.
- Over the last 10 seasons, PSU sits second nationally in fewest passing TDs allowed per game (1.02), third in sacks per game (3.09), QB hurries (1,004), tackles for loss percentage (11.10), total pressures generated (1,554) and sixth in fewest passing yards per attempt (6.24) and seventh in fewest rushing yards per attempt (3.41).
- Penn State's 368 sacks over the last 10 seasons (2015-24) are fourth behind Clemson (417), Alabama (400) and Pitt (375).
- Over the last 10 years, Penn State has accumulated a 8.87 percent sack percentage (368 sacks on 4,121 pass plays), which ranks second in the FBS.
- Since 2014, Penn State has held opponents to seven or less points 32 times, fifth-most among FBS teams. Twenty-three of those 32 games have been against Big Ten opponents, most among FBS teams against conference foes.
- Since 2015, Penn State has recorded 12 shutouts, tied-most among FBS teams with Alabama. PSU also has the second-most shutouts (17) in the FBS since 2007.
- The Nittany Lions lead the FBS with eight shutouts against conference opponents since 2015.
- Penn State joins Tennessee and Fresno State as the only FBS teams with shutouts in each of the last four seasons.
- Since 2014, Penn State has held opponents without a touchdown in 20 games, seventh-most among FBS teams.
- Since 2014, PSU has held an opponent under 300 total yards 63 times, tied-sixth among FBS teams.
- Since 2014, the Nittany Lions have allowed less than 200 passing yards in 76 games, sixth-most among FBS teams, and have held opponents under 100 passing yards in 23 games in that span, tied sixth-most among FBS teams.
- Since 2014, Penn State has held opponents under 100 rushing yards on 62 occasions, eighth-most among FBS teams, and have held opponents under 50 rushing yards in 24 games, sixth-most among FBS teams.
- Penn State has registered 10 or more tackles for loss 34 times since 2014, second-most among FBS teams.
- Since 2014, Penn State has collected six or more sacks in a game 19 times, most among FBS teams.
- The Nittany Lions have forced multiple takeaways in a game on 58 occasions since 2014, including three in 2024.



Dvon J-Thomas



Zane Durant

DEFENSIVE LINE NOTES

- **Deion Barnes** is in his second season heading the Nittany Lion defensive line corps. Barnes spent the previous three years on the Penn State staff as a graduate assistant working with the defensive line.
- Barnes was a three-year letterwinner at defensive end for Penn State from 2012-14 and was named Big Ten Freshman of the Year in 2012.
- He has helped coach 16 All-Big Ten defensive linemen, including five first-team selections and a second-team All-American in his first five seasons working with the Penn State defensive line.
- Junior **Abdul Carter**, an All-Big Ten first team selection in 2023, is making the transition to defensive end after spending his first two seasons at linebacker.
- Carter is on watch lists for the Bednarik Award, Lombardi Award, Lott IMPACT Trophy, Bronko Nagurski Trophy and Walter Camp Player of the Year Award.
- He was also named a Preseason All-American by the Action Network (1st team), Associated Press (2nd team), CBS (2nd team), ESPN (2nd Team), The Athletic (2nd team) and the Walter Camp Award.
- Carter owns 126 tackles (75 solo), 24 tackles for loss, 14 sacks, four forced fumbles, an interception and 11 pass breakups in his third season in Happy Valley.
- He has four career games with 2+ tackles for loss and three games with 2+ sacks.
- Carter is tied-second in the Big Ten with 8.0 tackles for loss this season, ranking 11th nationally, and is tied-ninth in the conference with three sacks.
- Carter recorded seven tackles (five solo), one tackle for loss and a pass breakup against Bowling Green.
- Against Kent State, Carter tallied four tackles (2 solo) including 1.5 tackles for loss and a sack.
- Carter was named Big Ten Defensive Player of the Week after a career-high four tackles for loss and two sacks, including a strip-sack, against Illinois.
- Carter was also tabbed Senior Bowl Co-Defensive Player of the Week, Bednarik Award Player of the Week and Bronko Nagurski Trophy Player of the Week.
- He became the first Nittany Lion with four tackles for loss in a game since Yetur Gross-Matos against Iowa in 2018.
- Carter had two tackles for loss in the first half against Illinois to go over the 20 career tackles for loss mark.
- He tallied three tackles, including 1.5 for loss, vs. UCLA.
- Junior DE **Dani Dennis-Sutton**, an All-Big Ten third team selection in 2023, is on the Lott IMPACT Trophy watch list.
- Dennis-Sutton has tallied 51 tackles (33 solo), 11.5 tackles for loss, 8.5 sacks, three forced fumbles, two fumble recoveries, an interception and five pass breakups as a Nittany Lion.
- He owns two career games with multiple tackles for loss and one game with multiple sacks.
- Dennis-Sutton recovered a fumble in the fourth quarter at West Virginia, while adding a solo tackle and a pass breakup.
- He notched a strip-sack in the first quarter against Kent State for his third career forced fumble.
- Dennis-Sutton registered a solo sack and a QB hurry against Illinois.

- Dennis-Sutton had two pass breakups and two QB hurries vs. UCLA.
- Redshirt senior+ DT **Hakeem Beamon** owns 19 career starts and 42 career appearances. Beamon has totaled 40 tackles, 10 tackles for loss, one sack and four pass breakups at Penn State.
- Beamon recorded a solo tackle for loss against Illinois.
- Redshirt senior+ DT **Dvon J-Thomas**, selected All-Big Ten honorable mention by the media in 2023, has made 17 career starts in 48 appearances, with 68 tackles (34 solo), 11 tackles for loss, two sacks, one forced fumble, one fumble recovery and one pass breakup in his career.
- He owns one career game with multiple tackles for loss with a career-high 2.5 vs. UMass in 2023.
- J-Thomas is on the watch list for the Polynesian Player of the Year Award.
- He recorded four tackles (2 solo) and one tackle for loss against Bowling Green.
- Junior DT **Zane Durant**, selected All-Big Ten honorable mention by the media in 2023, has recorded 34 tackles (20 solo), 11.5 tackles for loss, 5.5 sacks and one fumble recovery in his career.
- The Florida native has two career games with multiple tackles for loss.
- Durant recorded a solo sack in the third quarter and tallied 1.5 tackles for loss at West Virginia. He had four tackles (2 solo).
- He contributed a solo tackle for loss and a pass breakup against Kent State.
- Durant collected two tackles for loss and a solo sack against Illinois for his second career game with multiple TFLs.
- He had two tackles, including a half-sack, vs. UCLA.
- Senior DE **Amin Vanover** has made 34 appearances as a Nittany Lion, tallying 33 tackles, 7.5 tackles for loss and three sacks. He owns one game with 2+ tackles for loss.
- Vanover assisted on a sack against UCLA.
- Redshirt senior+ **Smith Vilbert** has played in 24 games at Penn State, notching 5.5 tackles for loss, 4.5 sacks, one forced fumble and one fumble recovery. He has one career game with multiple sacks.
- At West Virginia, Vilbert recorded a strip-sack in the fourth quarter for his first career forced fumble.
- Senior DT **Coziah Izzard** has made 40 appearances at Penn State, including seven starts. He has recorded 52 tackles (27 solo), 12.0 tackles for loss, seven sacks and two forced fumbles in his career.
- He owns two career games with multiple tackles for loss and one game with multiple sacks.
- Izzard made one tackle at West Virginia and a solo tackle for loss against BGUSU.
- He tallied two tackles and a half-tackle for loss against Illinois.
- Redshirt senior DT **Alonzo Ford Jr.** has played in 29 collegiate games, registering 79 tackles, 7.5 tackles for loss, four sacks, one forced fumble and one fumble recovery.
- He has two games with multiple tackles for loss and one game with multiple sacks, all while playing at Old Dominion.
- Ford tied a career high with seven tackles against UCLA.

DANI DENNIS-SUTTON



DENNIS-SUTTON STATS

CAREER TACKLES

51

Dennis-Sutton owns 51 career tackles.

CAREER SOLO TACKLES

33

Thirty-three of Dennis-Sutton's 51 career tackles are solo stops.

CAREER TFL

11.5

Dennis-Sutton has recorded 11.5 career tackles for loss.

CAREER SACKS

8.5

Dennis-Sutton has notched 8.5 career sacks.

FORCED FUMBLES

3

Dennis-Sutton has three forced fumbles as a Nittany Lion.

ASSISTANT COACHES

									
Tom Allen Defensive Coord./ Linebackers	Andy Kotelnicki Offensive Coordinator	Justin Lustig Special Teams Coord./Outside LB/ Nickels	Deion Barnes Defensive Line	Marques Hagans Wide Receivers	Ty Howle Co-Offensive Coord./ Tight Ends	Anthony Poindexter Co-Defensive Coordinator/Safeties	Ja'Juan Seider Co-Offensive Coord./ Running Backs	Terry M. Smith Assoc. Head Coach/ Cornerbacks	Phil Trautwein Offensive Line
Booth	Booth	Field	Field	Field	Field	Booth	Field	Field	Field
	Andy Co-TILL-nicki			Marcus HAY-ginns	Ty Howl		JAY-juan cider		Phil trout-wine

ABDUL CARTER



CARTER STATS

CAREER TACKLES

126

Carter has 126 career tackles.

CAREER SOLO TACKLES

75

Seventy-five of Carter's 126 career tackles are solo stops.

CAREER TFL

24.0

Carter has collected 24.0 career tackles for loss, including eight this season.

CAREER SACKS

14

Carter has tallied 14 career sacks, including three this season.

FORCED FUMBLES

4

Carter has four forced fumbles as a Nittany Lion.

PASS BREAKUPS

11

Carter has 11 pass breakups as a Nittany Lion.

CORNERBACKS NOTES

- **Terry M. Smith** is in his 11th season as Penn State's cornerbacks coach. He is also the program's associate head coach and defensive recruiting coordinator.
- Smith has tutored a secondary which has seen 14 defensive backs taken in the NFL Draft since 2015, tied with LSU for the second-most in the nation, behind only Alabama (18).
- Daquan Hardy (sixth round, Buffalo Bills) and Kalen King (seventh round, Green Bay Packers) were selected in the 2024 NFL Draft.
- It marked the third-straight year PSU had multiple defensive backs drafted.
- Joey Porter Jr. was selected 32nd overall by the Pittsburgh Steelers in the 2023 NFL Draft.
- Smith was a four-year letterwinner (1988-91) and three-year starter at wide receiver at Penn State. He ranks tied for 10th in career receiving touchdowns (15), 13th in career receiving yardage (1,825) and 14th in career receptions (108).
- Junior **Cam Miller** has totaled 41 tackles, five tackles for loss, four sacks, an interception and three pass breakups in 29 games at PSU.
- He recorded three tackles at West Virginia and five stops against Bowling Green. He also had a sack against Illinois.
- Redshirt senior **Jalen Kimber** transferred to Penn State from Florida. He has appeared in 30 career games, making 15 starts.
- He owns 47 tackles (34 solo), one fumble recovery, one interception and seven pass breakups in his career.
- Kimber notched three tackles and a pass breakup at WVU, while making his first start at Penn State.
- He made two tackles against Kent State.
- According to PFF, Kimber is allowing a 46.7 completion percentage when targeted this season (15 targets).
- Sophomore **AJ Harris** transferred to Penn State from Georgia.
- Harris made his first collegiate start against West Virginia, recording three tackles and a pass breakup.
- The Alabama native secured three tackles against Bowling Green.
- He has 24 tackles, including 10 solo, one interception and two pass breakups in his career.
- Harris recorded his first career interception in the fourth quarter against Illinois, while adding four tackles and a pass breakup.
- He had a career-best five tackles (4 solo) against UCLA.
- According to PFF, Harris is allowing a 50.0 completion percentage when targeted this season (14 targets).
- Redshirt sophomore **Audavion Collins** has played in 10 games at Penn State and had two tackles vs. UCLA.
- Sophomore **Zion Tracy** has played in 18 games, making 19 tackles, including 14 solo.
- He had one tackle at WVU and two against UCLA.
- Sophomore **Elliot Washington II** has appeared in 15 games, registering 13 tackles (eight solo), one tackle for loss, one interception and two pass breakups.
- Washington recorded his first career interception in the fourth quarter against West Virginia. He added one solo tackle against the Mountaineers.
- The Florida native broke up a pass against Bowling Green and made his first career start against Kent State.
- According to PFF, Washington is allowing a 28.6 completion percentage when targeted this season (7 targets).



Cam Miller

KOBE KING



KING STATS

CAREER TACKLES

126

King owns 126 career tackles.

CAREER SOLO TACKLES

72

Seventy-two of King's 126 career tackles are solo stops.

CAREER TFL

12.0

King has notched 12.0 career tackles for loss.

CAREER SACKS

2.5

King has tallied 2.5 career sacks.

FORCED RECOVERIES

2

King has two fumble recoveries as a Nittany Lion.

PASS BREAKUPS

3

King has three pass breakups as a Nittany Lion.

LINEBACKERS NOTES

- Redshirt junior **Kobe King**, voted All-Big Ten honorable mention by the coaches and media in 2023, leads the linebacker unit. He has played in 33 games and started 14 at Penn State. He was voted a captain for the 2024 season.
- King was named to the Butkus Award watch list in the preseason.
- He owns 126 tackles (72 solo), 12 tackles for loss, 2.5 sacks, two fumble recoveries and three pass breakups as a Nittany Lion.
- He has one career game with 10+ tackles, registering 10 against Rutgers in 2023, and two games with 2+ tackles for loss.
- King recorded seven stops against Bowling Green.
- The Detroit native notched seven tackles (4 solo) against Illinois. He tallied 1.5 tackles for loss and a solo sack.
- King had five tackles and a half-tackle for loss vs. UCLA.
- Redshirt junior **Dominic DeLuca** has appeared in 33 career games. He joined the team as a run-on in Spring 2021 and earned a scholarship at the conclusion of the 2022 season.
- DeLuca has tallied 65 tackles (37 solo), seven tackles for loss, two sacks, two forced fumbles, two interceptions, four pass breakups and two blocked punts in his career.
- He registered five tackles, all in the first half, against WVU.
- Sophomore **Tony Rojas** has made five career starts and has appeared in all 18 games in his first two years in Happy Valley.
- As a Nittany Lion, he has tallied 45 tackles (22 solo), seven tackles for loss, a forced fumble, two interceptions and a pass breakup.
- Rojas notched 1.5 tackles for loss at WVU, tying his career high. He finished the game with five tackles (2 solo) in his first career start.
- The sophomore made his second career interception in the fourth quarter against Bowling Green, while notching five tackles and a pass breakup.
- Against Illinois, he collected four tackles, including a career high-tying 1.5 tackles for loss, and a half-sack.
- Rojas tallied a career-best eight tackles (5 solo), including six stops in the first half, and a solo tackle for loss vs. UCLA.
- Senior **Tyler Elsdon** has played in 44 career games, owning 91 tackles (56 solo), four tackles for loss, one sack, two fumble recoveries and five pass breakups.
- Elsdon made four stops against the Mountaineers and tallied three tackles and a pass breakup against BGSU.
- He recorded five tackles against UCLA.
- Redshirt sophomore **Keon Wylie** has appeared in 16 games with 19 tackles, 5.5 tackles for loss and 3.5 sacks. He has one career game with 2+ tackles for loss.
- Redshirt freshman **Ta'Mere Robinson** had two tackles at WVU.
- Robinson contributed three tackles and a solo tackle for loss against Kent State.
- He had a solo tackle against Illinois.
- True freshman **Anthony Specia** made his debut against Kent State and led the team with five tackles (2 solo) while adding a QB hurry.
- Redshirt freshman **DaKaari Nelson** made his first career start against Illinois, assisting on one tackle.
- Penn State has 71 linebackers drafted all-time, the most for any school.



Tony Rojas

SAFETIES NOTES

- Co-Defensive coordinator/safeties coach **Anthony PoinDEXter** is in his fourth season on the Nittany Lion coaching staff.
- PoinDEXter has 20 years of collegiate coaching experience, including seven as a defensive or co-defensive coordinator.
- As a player, PoinDEXter, a two-time consensus All-American at Virginia and was chosen as the 1998 ACC Defensive Player of the Year.
- PoinDEXter was inducted into the College Football Hall of Fame in 2020.
- Senior **Jaylen Reed**, an All-Big Ten honorable mention selection in 2023, has played in 39 contests and started 18 games. He has tallied 116 tackles (74 solo), nine tackles for loss, 2.5 sacks, one forced fumble, one fumble recovery, two interceptions and six pass breakups at PSU.
- At WVU, Reed made plays all over the field, collecting nine tackles (3 solo), a solo tackle for loss, a fumble recovery and two pass breakups.
- Reed notched his first career fumble recovery in the first quarter and had a career-best two pass breakups.
- He made a career-high 10 tackles (4 solo) against Bowling Green while surpassing the 100 career tackles mark.
- Reed collected a team-high eight tackles (6 solo) against Illinois.
- He recorded a strip-sack in the third quarter against UCLA, notching his first career forced fumble.
- Junior **Kevin Winston Jr.**, voted All-Big Ten honorable mention by the coaches and media, has seen playing time in 27 games in his first three years in Happy Valley. He was voted a captain for the 2024 season.
- He is a member of the Bednarik Award Watch List.
- Winston has 90 tackles (53 solo), 3.5 tackles for loss, one forced fumble, two fumble recoveries, one interception and five pass breakups as a Nittany Lion.
- Against West Virginia, Winston tied a career high with 12 tackles (7 solo) and earned his third career game with 10+ tackles. Eight of his 12 stops came in the first half.
- The junior registered his first career forced fumble in the first quarter and added a solo tackle for loss.
- Winston earned Big Ten Defensive Player of the Week and Bednarik Award National Player of the Week honors.
- Redshirt junior **Zakee Wheatley** has played in 35 career games, making five starts, collecting 76 tackles (48 solo), two tackles for loss, three interceptions, one forced fumble and three pass breakups.
- According to PFF, Wheatley is allowing a 50.0 completion percentage when targeted his season (12 targets).
- He tallied four tackles (3 solo) and a half-tackle for loss at WVU, his first career start.
- Wheatley picked off a pass in the fourth quarter against BGSU and finished the game with six tackles, tying a career high.
- He had five tackles (3 solo) against Illinois.
- Wheatley made a career-high seven stops (3 solo) and added a solo tackle for loss.
- **Dejuan Lane** and **Vaboue Toure** have seen time as true freshmen this season.
- Lane made two tackles against Kent State and four tackles against UCLA.
- Toure tallied five tackles against UCLA.



Zakee Wheatley

JAYLEN REED



REED STATS

CAREER TACKLES

116

Reed has recorded 116 tackles as a Nittany Lion, including 33 stops in 2024.

CAREER SOLO TACKLES

74

Seventy-four of Reed's 116 tackles are solo stops.

CAREER TACKLES FOR LOSS

9

Reed has collected 9 tackles for loss in his career.

CAREER FUMBLE RECOVERIES

1

Reed recorded one career fumble recovery.

CAREER INTERCEPTIONS

2

Reed has registered two interceptions in his PSU career.

LETTERMEN MAKING THEIR RETURN

- Sixteen members of the Penn State coaching staff, support staff and athletic department played at Penn State.
- Associate head coach/cornerbacks coach **Terry M. Smith** was a three-year starter at wide receiver from 1989-91.
- Co-offensive coordinator and tight Ends Coach **Ty Howle** was a four-year letterwinner on the Penn State offensive line from 2009-13. He played in 47 career games, making 13 starts.
- Defensive line coach **Deion Barnes** made 31 starts as a Nittany Lion from 2012-14. In 2014, Barnes tallied 12.5 tackles for loss and six sacks. He led PSU with 10 tackles for loss and six sacks in 2012 to earn consensus freshman All-American honors.
- Defensive graduate assistant **Torrence Brown** was a three-year letterman on the defensive line for the Nittany Lions (2015-17). He appeared in 30 career games, making seven starts.
- Defensive graduate assistant **Jordan Lucas** was a reliable member of the defensive backfield during his Penn State career, appearing in 46 games (2012-15).
- Defensive analyst **Dan Connor** was a two-time first-team All-America linebacker for Penn State in 2006 and 2007, the 14th Nittany Lion to be named a two-time first-team All-American. He finished his career as Penn State's all-time leader with 419 tackles.
- Director of performance science **Andrew Nelson** was a four-year letterwinner on the offensive line for Penn State (2014-17) and appeared in 33 games, making 28 starts.
- Assistant director of performance enhancement **Tyrone Smith** was a defensive tackle for Penn State and lettered during the 2014 season.
- Director of life skills **Jordan Hill** lettered at Penn State from 2009-12 and finished his Penn State career with 171 total tackles, including 9.5 sacks. He posted a 64-tackle, 4.5-sack season his senior year and was named first-team All-Big Ten for his efforts in 2012.
- Recruiting coordinator **Alan Zemaitis** was a three-time All-Big Ten selection for the blue and white from 2002-05. Zemaitis sits tied fifth all-time at Penn State with 12 career interceptions. He also holds fifth all-time at Penn State with 46 passes defended. Zemaitis helped the Nittany Lions to a Big Ten Championship in 2005.
- Director of Football Academic Services **Todd Kulka** lettered as a linebacker and graduated in 1995. He helped Penn State to a 9-3 record and an Outback Bowl victory in 1995.
- Director of the Football Letterman's Club **Wally Richardson** was a four-year letterman as a quarterback in 1992 and 1994-96. Richardson ranks 12th all-time at Penn State with 4,419 career passing yards. He also sits eighth all-time with 378 completions and 12th all-time with 27 touchdown passes.
- Assistant athletic director for the brand academy **Omar Easy** lettered for the Nittany Lions from 1999 to 2001 and spent time in the NFL with the Kansas City Chiefs and Oakland Raiders.
- Associate director of development **Michael Mauti** was a four-year letterwinner for the Nittany Lions and the Big Ten Linebacker of the Year and a first-team All-American in 2012.
- Assistant AD for Premium Seating **Bobby White** was Co-Captain of the 1986 National Championship Penn State Football team.
- Assistant director of high performance **Dan Vasey** was a defensive end with the Nittany Lions (2017-21).

SPECIAL TEAMS NOTES

- **Justin Lustig** is in his first season as Penn State's special teams coordinator/outside linebackers/nickels coach.
- A 2022 Broyles Award nominee, Lustig served the last three seasons at Vanderbilt. In 2023, Vanderbilt was one of 20 programs in the country to block multiple punts and finished 11th nationally in net punting.
- According to Coaches By The Numbers, since 2019, Penn State's kick return defense ranks second in the nation in percentage of kickoffs returned inside the 25 (74.0; 2nd in B1G), fifth in the nation in touchback percentage (70.9; 1st), fifth in the nation in percentage of kickoffs returned (17.8; 1st) and 14th in average opponent field position (25.4; 6th).
- Since 2019, Penn State's punt return defense is ranked fifth in the country in punts inside the 10 (16.7 percent; 5th in B1G), eighth in punts inside the 20 (41.7; 3rd) and sixth in net punting (41.6; 2nd).
- Since 2017, Penn State has scored nine special teams touchdowns (four kick return, five punt return), ranking second in the Big Ten, and is one of three FBS schools that has not allowed a special teams touchdown since the start of the 2019 season (66-straight games).
- Redshirt junior **Sander Sahaydak** drilled a career-long 43-yard field goal and added a 28-yard kick against Bowling Green, while converting all four PATs.
- Sahaydak made all seven PATs against Kent State and two against Illinois. He is 17-of-17 this season.
- Redshirt freshman **Ryan Barker** converted a 25-yard field goal, his first career field goal, while adding a 40-yard field goal and three extra-point attempts against UCLA.
- Barker is five-of-five on extra-point attempts this season.
- Junior P **Riley Thompson**, selected All-Big Ten honorable mention by the coaches and media in 2023, is on the Ray Guy Award watch list.
- Thompson has placed 47 career punts inside the 20 and 15 punts inside the 10, while blasting 31 punts of 50+ yards in his career.
- His 45.1 punt average at Penn State ranks first all-time at PSU (minimum 50 punts).
- Thompson averaged 44.0 yards per punt on four boots against WVU. He landed a 46-yard punt at the WVU 11 in the third quarter.
- He averaged 47.0 yards per punt on four kicks against Bowling Green. Thompson blasted a 56-yard punt and landed two punts inside the 20.
- He was named Ray Guy Award Punter of the Week following the BGSU game.
- Thompson hit a 48-yard punt to the Illinois 10 in the second quarter.
- KR **Nicholas Singleton**, an All-Big Ten honorable mention honoree as a return specialist, is averaging 23.8 yards per kick return in his career, 11th all-time at Penn State, with one touchdown.
- Singleton is on the Paul Hornung Award watch list for the most versatile player in the country.
- He had three returns for 56 yards against WVU.
- Freshman KR **Quinton Martin Jr.** had a 27-yard kick return against UCLA.
- Redshirt junior SN **Tyler Duzansky** has appeared in 25 career games.
- Duzansky is a member of the Patrick Mannelly Award watch list.
- He led FBS long snappers with six tackles in 2023.
- Redshirt junior P **Gabriel Nwosu** landed two kickoffs for touchbacks at WVU.
- Nwosu blasted four touchbacks against BGSU and five against Kent State.
- LB **Dominic DeLuca** has been voted as a captain for the second-straight year and was awarded No. 0 as the team's special teams leader.
- Redshirt freshman LB **Ta'Mere Robinson** had two tackles on kickoff returns against West Virginia.

RILEY THOMPSON



THOMPSON STATS

PUNT AVERAGE

45.2

Thompson has a 45.2 career punt average, totaling 5,654 yards on 125 punts.

INSIDE THE 20

47

Thompson has dropped 47 career punts inside the 20.

INSIDE THE 10

15

Thompson has landed 15 career punts inside the 10.

50+ YARD PUNTS

31

Thompson has blasted 31 punts of 50+ yards in his career.

NUMERICAL ROSTER (0-44)

NO.	NAME	POS.	EL.	HT.	WT.	HIGH SCHOOL/COACH	HOMETOWN
0	DeLuca, Dominic **	LB	R-Jr.	6-1	230	Wyoming Area/Randy Spencer	West Pittston, Pa.
1	Reed, Jaylen ***	S	Sr.	6-0	212	Martin Luther King Jr./Tyronne Spencer	Detroit, Mich.
2	Clifford, Liam **	WR	R-Jr.	6-1	208	St. Xavier/Steve Specht	Maineville, Ohio
2	Winston Jr., Kevin **	S	Jr.	6-2	208	DeMatha Catholic/Bill McGregor	Columbia, Md.
3	Fleming, Julian	WR	Sr.	6-2	208	Southern Columba/Jim Roth/Ohio State	Catawissa, Pa.
3	Kimber, Jalen	CB	R-Sr.	6-0	184	Mansfield Timberview/James Brown/Florida/Georgia	Merrillville, Ind.
4	Denmark, Tyseer	WR	Fr.	5-10	187	Imhotep Charter/Devon Johnson	Philadelphia, Pa.
4	Harris, A.J.	CB	So.	6-1	193	Central/Patrick Nix/Georgia	Phenix City, Ala.
5	Evans, Omari **	WR	Jr.	6-0	188	Shoemaker/Toby Foreman	Killeen, Texas
5	Miller, Cam **	CB	Jr.	6-0	184	Trinity Christian Academy/Verlon Dorminey	Fernandina Beach, Fla.
6	Wallace III, Harrison **	WR	R-Jr.	6-1	198	Pike Road/Patrick Browning	Montgomery, Ala.
6	Wheatley, Zakee **	S	R-Jr.	6-2	200	Archbishop Spalding/Kyle Schmitt	Crofton, Md.
7	Saunders, Kaden *	WR	R-So.	5-10	182	Westerville South/Matthew Christ	Columbus, Ohio
7	Tracy, Zion *	CB	So.	5-11	181	St. Thomas More (Conn.)/Ernest Anderson	Hempstead, N.Y.
8	Nelson, DaKaari	LB	R-Fr.	6-3	222	Selma/Willie Gandy	Livingston, Ala.
9	Pribula, Beau *	QB	R-So.	6-2	206	Central York/Gerry Yonchiuk	York, Pa.
9	Washington II, Elliot *	CB	So.	5-11	194	Venice/John Peacock	Venice, Fla.
10	Lane, Dejuan	S	Fr.	6-2	211	Gilman School/Scott Van Zile	Jessup, Md.
10	Singleton, Nicholas **	RB	Jr.	6-0	226	Governor Mifflin/Jeff Lang	Shillington, Pa.
11	Carter, Abdul **	DE	Jr.	6-3	252	La Salle College High School/John Steinmetz	Philadelphia, Pa.
11	Johnson, Tyler	WR	R-So.	6-0	188	Magna Vista/Joe Favero	Martinsville, Va.
12	Ivey, Anthony	WR	R-So.	5-11	187	Manheim Township/Mark Evans	Lancaster, Pa.
12	Mitchell, Jon	CB	Fr.	5-11	195	Mandarin/Toby Bullock	Jacksonville, Fla.
13	Allen, Kaytron **	RB	Jr.	5-11	220	IMG Academy (Fla.)/Pepper Johnson	Norfolk, Va.
13	Rojas, Tony *	LB	So.	6-2	236	Fairfax/Trey Taylor	Fairfax, Va.
14	Mills, Tyrece	S	R-Sr.	6-1	203	Northeast/Troy Gore/Lackawanna College	Philadelphia, Pa.
14	Smolik, Jaxon	QB	R-Fr.	6-1	201	Dowling Catholic/Tom Wilson	Van Meter, Iowa
15	Allar, Drew **	QB	Jr.	6-5	235	Medina/Larry Laird	Medina, Ohio
15	Vanover, Amin **	DE	Sr.	6-4	258	St. Joseph's/Augie Hoffman	Newark, N.J.
16	Dinkins, Khalil *	TE	R-Jr.	6-4	252	North Allegheny/Art Walker	Wexford, Pa.
17	Grunkemeyer, Ethan	QB	Fr.	6-2	203	Olentangy/Wade Bartholomew	Lewis Center, Ohio
17	Woseley Jr., Kenny	CB	Fr.	5-10	176	Imhotep Charter/Devon Johnson	Philadelphia, Pa.
18	Granville, Max	DE	Fr.	6-3	229	Fort Bend Christian Academy/Jordan Black	Sugar Land, Texas
18	Schlaffer, Joey	TE	R-Fr.	6-5	240	Exeter Township/Matt Bauer	Reading, Pa.
19	Brown, Josiah	WR	Fr.	5-11	176	Malverne/Kito Lockwood	Malverne, N.Y.
19	Lambert, Jack	QB	R-Fr.	6-3	208	Topsail/Jack Teachey	Hampstead, N.C.
20	Williams, Mylachi	DE	Fr.	6-3	243	Monsignor Bonner & Archbishop Prendergast Catholic/Jack Muldoon	Philadelphia, Pa.
21	Toure, Vaboue	S	Fr.	6-1	212	Irvington/Smoke Pierre	Pleasantville, N.J.
23	Belgrave-Shorter, Antoine	CB	Fr.	6-0	195	Mandarin/Toby Bullock	Jacksonville, Fla.
24	Robinson, Ta'Mere	LB	R-Fr.	6-3	223	Brashear/Andrew Moore	Pittsburgh, Pa.
24	Smith, Corey	RB	Fr.	5-10	189	Catholic Memorial/Bill Young	Milwaukee, Wis.
25	Martin Jr., Quinton	RB	Fr.	6-1	205	Belle Vernon/Matt Humbert	Belle Vernon, Pa.
26	Wallace, Cam	RB	R-Fr.	5-9	200	Montgomery County/Don Vandygriff	Mount Vernon, Ga.
27	Payne Jr., Lamont	S	R-Fr.	6-0	192	Chartiers Valley/Aaron Fitzpatrick	Carnegie, Pa.
28	Durant, Zane **	DT	Jr.	6-1	288	Lake Nona/Anthony Paradiso	Lake Nona, Fla.
28	Kiesewetter, Karson	S	R-Fr.	5-10	198	Bishop Guilfoyle/Justin Wheeler	Altونا, Pa.
29	Collins, Audavion	CB	R-So.	5-11	180	Newton/Camiel Grant/Mississippi State	Covington, Ga.
30	Davis, Amiel	RB	R-Jr.	6-0	214	Eastern Regional/John Doherty/Marist College	Voorhees, N.J.
30	Jackson, Kari	LB	Fr.	6-1	238	West Bloomfield/Zach Hilbers	West Bloomfield, Mich.
31	Cunningham, Logan	WR	R-So.	5-8	189	Belle Vernon/Matt Humbert/Marietta College	Belle Vernon, Pa.
31	Dinkins, Kolin *	S	R-So.	6-2	203	North Allegheny/Art Walker	Wexford, Pa.
32	Wylie, Keon *	LB	R-So.	6-2	225	Imhotep Charter/Devon Johnson	Philadelphia, Pa.
33	Dennis-Sutton, Dani **	DE	Jr.	6-5	266	McDonogh School (Md.)/Hakeem Sule	Millsboro, Del.
34	Holzworth, Tyler	RB	R-Jr.	6-0	219	Delaware Valley Regional/Keith Olsommer/Delaware Valley	Milford, N.J.
35	Armstead, Tyler	CB	Fr.	6-1	167	Canon-McMillan/Mike Evans	Canonsburg, Pa.
35	Sokach-Minnick, Blaise	LS	R-So.	6-3	220	Wyoming Area/Randy Spencer	West Pittston, Pa.
36	Fisher, Zuriah **	DE	R-Sr.	6-3	258	Aliquippa/ Mike Warfield	Aliquippa, Pa.
37	Dee, Beckham	LB	Fr.	6-1	229	Mount Lebanon/Mike Collodi	Pittsburgh, Pa.
38	Yates, Winston	LB	R-Fr.	6-2	226	Paul VI/Steve Scuderi	Moorestown, N.J.
39	Blanding, Ty	DT	R-Fr.	6-1	292	Christ the King/Jason Brown	Bronx, N.Y.
39	Green, Jashaun	S	R-So.	6-1	186	State College Area/Matt Lintal	State College, Pa.
40	Specia, Anthony	LB	Fr.	6-1	226	Pittsburgh Central Catholic/Ryan Lehmeier	Bridgeville, Pa.
40	Williams, Patrick	S	R-So.	6-0	197	Eagle Academy 2/Kyron Jones	Brooklyn, N.Y.
41	King, Kobe **	LB	R-Jr.	6-1	248	Cass Tech/Thomas Wilcher	Detroit, Mich.
42	Robinson, Mason	DE	R-Fr.	6-3	252	McDonogh School/Hakeem Sule	Randallstown, Md.
43	Elsdon, Tyler ***	LB	Sr.	6-2	230	North Schuylkill/Wally Hall	Frackville, Pa.
44	Harvey, Jaylen	DE	Fr.	6-2	250	Quince Orchard/John Kelley	Gaithersburg, Md.
44	Warren, Tyler ***	TE	Sr.	6-6	261	Atlee/Matt Gray	Mechanicsville, Va.

NUMERICAL ROSTER (45-99)

NO.	NAME	POS.	EL.	HT.	WT.	HIGH SCHOOL/COACH	HOMETOWN
45	Pryts, Jackson	LB	R-So.	6-3	220	Hickory/William Dungee	Hermitage, Pa.
47	Patton, Will	ATH	R-So.	6-4	233	Shenango/James Graham	New Castle, Pa.
47	Probst, Aidan	DE	Fr.	6-2	230	McDowell/ Brad Orlando	Erie, Pa.
48	Duzansky, Tyler *	LS	R-Jr.	6-4	216	St. Francis Prep/Bob McMillen	Glen Ellyn, Ill.
49	Chizmar, Ben	LB	R-Jr.	6-0	228	Mars Area/Scott Heinauer	Gibsonia, Pa.
50	Cousins, Cooper	OL	Fr.	6-6	316	McDowell/Brad Orlando	Erie, Pa.
50	Ford Jr., Alonzo	DT	R-Sr.	6-2	319	Varina/Marcus Lewis/Old Dominion	Richmond, Va.
51	Beamon, Hakeem ***	DT	R-Sr.+	6-3	296	Manchester/Tom Hall	Midlothian, Va.
52	Rulli, Dominic *	OL	R-So.	6-3	295	The Taft School (Conn.)/Tyler Whitley	Burlington, Ky.
53	Dawkins, Nick **	OL	R-Sr.	6-4	298	Parkland/Tim Moncman	Allentown, Pa.
54	Gilliam, Xavier	DT	Fr.	6-2	302	Quince Orchard/John Kelley	Montgomery Village, Md.
54	Harvie, Ian	OL	R-So.	6-2	273	Spring-Ford/Chad Brubaker	Royersford, Pa.
55	Onoh, Chimdy	OL	R-Fr.	6-5	320	Dundalk/Thomas Abel	Baltimore, Md.
56	Mupoyi, Joseph	DT	R-Fr.	6-5	261	St. Thomas More (Conn.)/Ernest Anderson	Kinshasa, DR of the Congo
56	Nelson, JB **	OL	R-Sr.	6-5	326	Mount Lebanon/Bob Palko/Lackawanna College	Pittsburgh, Pa.
57	Harbour, Donnie	OL	Fr.	6-3	323	Catholic Memorial/Bill Young	Milwaukee, Wis.
58	Artis, Kaleb *	DT	R-So.	6-4	325	St. Francis Prep/Rich Carroll	Westbury, N.Y.
60	Bahn, Logan	OL	Fr.	6-4	300	Ramsey/Adam Baeira	Ramsey, N.J.
61	Horan, Liam	OL	Fr.	6-2	288	Malvern Prep/Dave Gueriera	Malvern, Pa.
63	Birchmeier, Alex	OL	R-Fr.	6-5	300	Broad Run/Myron Curtis	Ashburn, Va.
64	Boyer, Eagan	OL	Fr.	6-8	280	Hough/DeShawn Baker	Cornelius, N.C.
65	Fitzgerald, Jim	OL	R-So.	6-7	317	Archbishop Spalding/Kyle Schmitt	Severna Park, Md.
66	Shelton, Drew **	OL	Jr.	6-5	307	Downingtown West/Mike Milano	Downingtown, Pa.
67	Boehme, Henry	OL	R-Fr.	6-5	282	Mountain Brook/Chris Yeager	Birmingham, Ala.
68	Donkoh, Anthony *	OL	R-Fr.	6-5	330	Lightridge/Bobby Eavenson	Aldie, Va.
70	Sexton, Garrett	OL	Fr.	6-6	290	Arrowhead Union/Matt Harris	Hartland, Wis.
71	Ioane, Oiaivavega *	OL	R-So.	6-4	348	Graham-Kapowsin/Eric Kurle	Graham, Wash.
72	Rucci, Nolan	OL	R-Jr.	6-8	308	Warwick/Bob Locker/Wisconsin	Lititz, Pa.
73	Brewer, Caleb	OL	Fr.	6-4	288	Wyomissing/Bob Wolfram	Reading, Pa.
74	Williams, J'ven	OL	R-Fr.	6-5	310	Wyomissing/Bob Wolfram	Reading, Pa.
75	Detisch, Matt	OL	R-So.	6-6	280	Mars Area/Scott Heinauer	Mars, Pa.
76	Carlan, Mason	OL	Sr.	6-2	298	North Little Rock/Jamie Mitchell/Air Force	North Little Rock, Ark.
77	Wormley, Sal **	OL	R-Sr.+	6-3	327	Smyrna (Del.)/Mike Judy	Newark, N.J.
79	Penn, Addison	OL	R-Sr.	6-2	290	Carroll/Riley Dodge/Duke	Southlake, Texas
80	Flowers, Mehki	WR	R-So.	6-0	194	Central Dauphin East/Lance Dean	Harrisburg, Pa.
81	Nastasi, Donte	WR	R-Fr.	5-10	160	State College Area/Matt Lintal	State College, Pa.
82	Black, Ethan	WR	R-Fr.	5-9	177	Conemaugh Township/Tony Penna	Davidsville, Pa.
83	Spencer, Jake	WR	R-Sr.	5-10	220	Haverford School/Michael Murphy/Colgate	Gladwyne, Pa.
84	Gonzalez, Peter	WR	Fr.	6-2	206	Pittsburgh Central Catholic/Ryan Lehmeier	Mars, Pa.
85	Reynolds, Luke	TE	Fr.	6-4	248	Cheshire Academy (Conn.)/Bill Mella	Westford, Mass.
86	Enterline, Aaron	WR	Fr.	6-2	185	Manheim Central/Dave Hahn	Manheim, Pa.
86	Estrella, Jason	WR	R-Jr.	6-2	193	Liberty/John Truby	Bethlehem, Pa.
87	Rappleyea, Andrew	TE	R-Fr.	6-4	250	Milton Academy (Mass.)/Kevin MacDonald	Millbrook, N.Y.
88	Cross, Jerry	TE	R-So.	6-5	267	Rufus King/Thomas Wozniak	Milwaukee, Wis.
88	Siafa, Sam	DT	R-So.	6-4	292	Downingtown West/Mike Milano	Downingtown, Pa.
89	Furmanek, Finn	TE	R-Fr.	6-3	242	State College Area/Matt Lintal	State College, Pa.
90	Andrews, Liam	DT	Fr.	6-4	275	Dexter School/Casey Day	Brookline, Mass.
91	J-Thomas, Dvon ***	DT	R-Sr.+	6-1	305	McDonogh School/Hakeem Sule	Burtonsville, Md.
91	Meyer, Chase	K	Jr.	5-10	181	Mater Dei/Bruce Rollinson/Tulsa/Penn	Los Angeles, Calif.
92	Dufault, Andrew	LS	Fr.	6-1	238	Xaverian Brothers/Al Fornaro	Westwood, Mass.
92	Vilbert, Smith *	DE	R-Sr.+	6-6	282	St Joseph's Regional (N.J.)/Augie Hoffman	Monsey, N.Y.
93	Mears, Bobby	DE	R-Fr.	6-4	250	Malvern Prep/Dave Gueriera	West Chester, Pa.
93	Sahaydak, Sander	K	R-Jr.	6-0	185	Liberty/John Truby	Bethlehem, Pa.
94	Barker, Ryan	K	R-Fr.	6-2	192	Kennett/Lance Fraizer	Landenberg, Pa.
94	Cook, De'Andre	DT	Fr.	6-4	282	Friendship Collegiate Academy/Michael Hunter	Washington, D.C.
95	Mayer, Jordan	DE	R-Fr.	6-4	242	Thomas Jefferson/Kevin Culjat/Wisconsin	Jefferson Hills, Pa.
95	Thompson, Riley *	P	Jr.	6-1	224	Haileybury/-/Deakin/Florida Atlantic	Melbourne, Australia
96	Groh, Mitchell	P	R-Jr.	6-1	195	Dallastown Area/Ron Miller	Dallastown, Pa.
97	Cunningham, T.A.	DT	Fr.	6-5	285	Grayson/Jim Rowell	Atlanta, Ga.
99	Izzard, Coziah ***	DT	Sr.	6-3	305	DeMatha Catholic/Bill McGregor	Columbia, Md.
99	Nwosu, Gabriel *	P	R-Jr.	6-6	285	The Bullis School/Patrick Cilento	Derwood, Md.

* - Letters won

As of October 7, 2024

Note: As a result of eligibility not counting for the 2020 season, extra years of eligibility are marked on the back end of student-athletes' career (a "+" symbol will be added on the end of "Sr." to indicate the extra year of eligibility being used).

26 2024 PENN STATE FOOTBALL

ALPHABETICAL ROSTER (A-KIE)

NO.	NAME	POS.	EL.	HT.	WT.	HIGH SCHOOL/COACH	HOMETOWN
15	Allar, Drew **	QB	Jr.	6-5	235	Medina/Larry Laird	Medina, Ohio
13	Allen, Kaytron **	RB	Jr.	5-11	220	IMG Academy (Fla.)/Pepper Johnson	Norfolk, Va.
90	Andrews, Liam	DT	Fr.	6-4	275	Dexter School/Casey Day	Brookline, Mass.
35	Armstead, Tyler	CB	Fr.	6-1	167	Canon-McMillan/Mike Evans	Canonsburg, Pa.
58	Artis, Kaleb *	DT	R-So.	6-4	325	St. Francis Prep/Rich Carroll	Westbury, N.Y.
60	Bahn, Logan	OL	Fr.	6-4	300	Ramsey/Adam Baeira	Ramsey, N.J.
94	Barker, Ryan	K	R-Fr.	6-2	192	Kennett/Lance Fraizer	Landenberg, Pa.
51	Beamon, Hakeem ***	DT	R-Sr.+	6-3	296	Manchester/Tom Hall	Midlothian, Va.
23	Belgrave-Shorter, Antoine	CB	Fr.	6-0	195	Mandarin/Toby Bullock	Jacksonville, Fla.
63	Birchmeier, Alex	OL	R-Fr.	6-5	300	Broad Run/Myron Curtis	Ashburn, Va.
82	Black, Ethan	WR	R-Fr.	5-9	177	Conemaugh Township/Tony Penna	Davidsville, Pa.
39	Blanding, Ty	DT	R-Fr.	6-1	292	Christ the King/Jason Brown	Bronx, N.Y.
67	Boehme, Henry	OL	R-Fr.	6-5	282	Mountain Brook/Chris Yeager	Birmingham, Ala.
64	Boyer, Eagan	OL	Fr.	6-8	280	Hough/DeShawn Baker	Cornelius, N.C.
73	Brewer, Caleb	OL	Fr.	6-4	288	Wyomissing/Bob Wolfram	Reading, Pa.
19	Brown, Josiah	WR	Fr.	5-11	176	Malverne/Kito Lockwood	Malverne, N.Y.
76	Carlan, Mason	OL	Sr.	6-2	298	North Little Rock/Jamie Mitchell/Air Force	North Little Rock, Ark.
11	Carter, Abdul **	DE	Jr.	6-3	252	La Salle College High School/John Steinmetz	Philadelphia, Pa.
49	Chizmar, Ben	LB	R-Jr.	6-0	228	Mars Area/Scott Heinauer	Gibsonia, Pa.
2	Clifford, Liam **	WR	R-Jr.	6-1	208	St. Xavier/Steve Specht	Maineville, Ohio
29	Collins, Audavion	CB	R-So.	5-11	180	Newton/Camiel Grant/Mississippi State	Covington, Ga.
94	Cook, De'Andre	DT	Fr.	6-4	282	Friendship Collegiate Academy/Michael Hunter	Washington, D.C.
50	Cousins, Cooper	OL	Fr.	6-6	316	McDowell/Brad Orlando	Erie, Pa.
88	Cross, Jerry	TE	R-So.	6-5	267	Rufus King/Thomas Wozniak	Milwaukee, Wis.
31	Cunningham, Logan	WR	R-So.	5-8	189	Belle Vernon/Matt Humbert/Marietta College	Belle Vernon, Pa.
97	Cunningham, T.A.	DT	Fr.	6-5	285	Grayson/Jim Rowell	Atlanta, Ga.
30	Davis, Amiel	RB	R-Jr.	6-0	214	Eastern Regional/John Doherty/Marist College	Voorhees, N.J.
53	Dawkins, Nick **	OL	R-Sr.	6-4	298	Parkland/Tim Moncman	Allentown, Pa.
37	Dee, Beckham	LB	Fr.	6-1	229	Mount Lebanon/Mike Collodi	Pittsburgh, Pa.
0	DeLuca, Dominic **	LB	R-Jr.	6-1	230	Wyoming Area/Randy Spencer	West Pittston, Pa.
4	Denmark, Tyseer	WR	Fr.	5-10	187	Imhotep Charter/Devon Johnson	Philadelphia, Pa.
33	Dennis-Sutton, Dani **	DE	Jr.	6-5	266	McDonogh School (Md.)/Hakeem Sule	Millsboro, Del.
75	Detisch, Matt	OL	R-So.	6-6	280	Mars Area/Scott Heinauer	Mars, Pa.
16	Dinkins, Khalil *	TE	R-Jr.	6-4	252	North Allegheny/Art Walker	Wexford, Pa.
31	Dinkins, Kolin *	S	R-So.	6-2	203	North Allegheny/Art Walker	Wexford, Pa.
68	Donkoh, Anthony *	OL	R-Fr.	6-5	330	Lightridge/Bobby Eavenson	Aldie, Va.
92	Dufault, Andrew	LS	Fr.	6-1	238	Xaverian Brothers/Al Fornaro	Westwood, Mass.
28	Durant, Zane **	DT	Jr.	6-1	288	Lake Nona/Anthony Paradiso	Lake Nona, Fla.
48	Duzansky, Tyler *	LS	R-Jr.	6-4	216	St. Francis Prep/Bob McMillen	Glen Ellyn, Ill.
43	Elsdon, Tyler ***	LB	Sr.	6-2	230	North Schuylkill/Wally Hall	Frackville, Pa.
86	Enterline, Aaron	WR	Fr.	6-2	185	Manheim Central/Dave Hahn	Manheim, Pa.
86	Estrella, Jason	WR	R-Jr.	6-2	193	Liberty/John Truby	Bethlehem, Pa.
5	Evans, Omar **	WR	Jr.	6-0	188	Shoemaker/Toby Foreman	Killeen, Texas
36	Fisher, Zuriah **	DE	R-Sr.	6-3	258	Aliquippa/ Mike Warfield	Aliquippa, Pa.
65	Fitzgerald, Jim	OL	R-So.	6-7	317	Archbishop Spalding/Kyle Schmitt	Severna Park, Md.
3	Fleming, Julian	WR	Sr.	6-2	208	Southern Columba/Jim Roth/Ohio State	Catawissa, Pa.
80	Flowers, Mehki	WR	R-So.	6-0	194	Central Dauphin East/Lance Dean	Harrisburg, Pa.
50	Ford Jr., Alonzo	DT	R-Sr.	6-2	319	Varina/Marcus Lewis/Old Dominion	Richmond, Va.
89	Furmanek, Finn	TE	R-Fr.	6-3	242	State College Area/Matt Lintal	State College, Pa.
54	Gilliam, Xavier	DT	Fr.	6-2	302	Quince Orchard/John Kelley	Montgomery Village, Md.
84	Gonzalez, Peter	WR	Fr.	6-2	206	Pittsburgh Central Catholic/Ryan Lehmeier	Mars, Pa.
18	Granville, Max	DE	Fr.	6-3	229	Fort Bend Christian Academy/Jordan Black	Sugar Land, Texas
39	Green, Jashaun	S	R-So.	6-1	186	State College Area/Matt Lintal	State College, Pa.
96	Groh, Mitchell	P	R-Jr.	6-1	195	Dallastown Area/Ron Miller	Dallastown, Pa.
17	Grunkemeyer, Ethan	QB	Fr.	6-2	203	Olentangy/Wade Bartholomew	Lewis Center, Ohio
57	Harbour, Donnie	OL	Fr.	6-3	323	Catholic Memorial/Bill Young	Milwaukee, Wis.
4	Harris, A.J.	CB	So.	6-1	193	Central/Patrick Nix/Georgia	Phenix City, Ala.
44	Harvey, Jaylen	DE	Fr.	6-2	250	Quince Orchard/John Kelley	Gaithersburg, Md.
54	Harvie, Ian	OL	R-So.	6-2	273	Spring-Ford/Chad Brubaker	Royersford, Pa.
34	Holzworth, Tyler	RB	R-Jr.	6-0	219	Delaware Valley Regional/Keith Olsommer/Delaware Valley	Milford, N.J.
61	Horan, Liam	OL	Fr.	6-2	288	Malvern Prep/Dave Gueriera	Malvern, Pa.
71	Ioane, Olaivavega *	OL	R-So.	6-4	348	Graham-Kapowsin/Eric Kurl	Graham, Wash.
12	Ivey, Anthony	WR	R-So.	5-11	187	Manheim Township/Mark Evans	Lancaster, Pa.
99	Izzard, Coziah ***	DT	Sr.	6-3	305	DeMatha Catholic/Bill McGregor	Columbia, Md.
30	Jackson, Kari	LB	Fr.	6-1	238	West Bloomfield/Zach Hilbers	West Bloomfield, Mich.
11	Johnson, Tyler	WR	R-So.	6-0	188	Magna Vista/Joe Favero	Martinsville, Va.
91	J-Thomas, Dvon ***	DT	R-Sr.+	6-1	305	McDonogh School/Hakeem Sule	Burtonsville, Md.
28	Kiesewetter, Karson	S	R-Fr.	5-10	198	Bishop Guilfoyle/Justin Wheeler	Altoona, Pa.

ALPHABETICAL ROSTER (KIM-Y)

NO.	NAME	POS.	EL.	HT.	WT.	HIGH SCHOOL/COACH	HOMETOWN
3	Kimber, Jalen	CB	R-Sr.	6-0	184	Mansfield Timberview/James Brown/Florida/Georgia	Merrillville, Ind.
41	King, Kobe **	LB	R-Jr.	6-1	248	Cass Tech/Thomas Wilcher	Detroit, Mich.
19	Lambert, Jack	QB	R-Fr.	6-3	208	Topsail/Jack Teachey	Hampstead, N.C.
10	Lane, Dejuan	S	Fr.	6-2	211	Gilman School/Scott Van Zile	Jessup, Md.
25	Martin Jr., Quinton	RB	Fr.	6-1	205	Belle Vernon/Matt Humbert	Belle Vernon, Pa.
95	Mayer, Jordan	DE	R-Fr.	6-4	242	Thomas Jefferson/Kevin Culjat/Wisconsin	Jefferson Hills, Pa.
93	Mears, Bobby	DE	R-Fr.	6-4	250	Malvern Prep/Dave Gueriera	West Chester, Pa.
91	Meyer, Chase	K	Jr.	5-10	181	Mater Dei/Bruce Rollinson/Tulsa/Penn	Los Angeles, Calif.
5	Miller, Cam **	CB	Jr.	6-0	184	Trinity Christian Academy/Verlon Dorminey	Fernandina Beach, Fla.
14	Mills, Tyrece	S	R-Sr.	6-1	203	Northeast/Troy Gore/Lackawanna College	Philadelphia, Pa.
12	Mitchell, Jon	CB	Fr.	5-11	195	Mandarin/Toby Bullock	Jacksonville, Fla.
56	Mupoyi, Joseph	DT	R-Fr.	6-5	261	St. Thomas More (Conn.)/Ernest Anderson	Kinshasa, DR of the Congo
81	Nastasi, Donte	WR	R-Fr.	5-10	160	State College Area/Matt Lintal	State College, Pa.
8	Nelson, DaKaari	LB	R-Fr.	6-3	222	Selma/Willie Gandy	Livingston, Ala.
56	Nelson, JB **	OL	R-Sr.	6-5	326	Mount Lebanon/Bob Palko/Lackawanna College	Pittsburgh, Pa.
99	Nwosu, Gabriel *	P	R-Jr.	6-6	285	The Bullis School/Patrick Cilento	Derwood, Md.
55	Onoh, Chimdy	OL	R-Fr.	6-5	320	Dundalk/Thomas Abel	Baltimore, Md.
47	Patton, Will	ATH	R-So.	6-4	233	Shenango/James Graham	New Castle, Pa.
27	Payne Jr., Lamont	S	R-Fr.	6-0	192	Chartiers Valley/Aaron Fitzpatrick	Carnegie, Pa.
79	Penn, Addison	OL	R-Sr.	6-2	290	Carroll/Riley Dodge/Duke	Southlake, Texas
9	Pribula, Beau *	QB	R-So.	6-2	206	Central York/Gerry Yonchiuk	York, Pa.
47	Probst, Aidan	DE	Fr.	6-2	230	McDowell/ Brad Orlando	Erie, Pa.
45	Pryts, Jackson	LB	R-So.	6-3	220	Hickory/William Dungee	Hermitage, Pa.
87	Rappleyea, Andrew	TE	R-Fr.	6-4	250	Milton Academy (Mass.)/Kevin MacDonald	Millbrook, N.Y.
1	Reed, Jaylen ***	S	Sr.	6-0	212	Martin Luther King Jr./Tyrone Spencer	Detroit, Mich.
85	Reynolds, Luke	TE	Fr.	6-4	248	Cheshire Academy (Conn.)/Bill Mella	Westford, Mass.
42	Robinson, Mason	DE	R-Fr.	6-3	252	McDonogh School/Hakeem Sule	Randallstown, Md.
24	Robinson, Ta'Mere	LB	R-Fr.	6-3	223	Brashear/Andrew Moore	Pittsburgh, Pa.
13	Rojas, Tony *	LB	So.	6-2	236	Fairfax/Trey Taylor	Fairfax, Va.
72	Rucci, Nolan	OL	R-Jr.	6-8	308	Warwick/Bob Locker/Wisconsin	Lititz, Pa.
52	Rulli, Dominic *	OL	R-So.	6-3	295	The Taft School (Conn.)/Tyler Whitley	Burlington, Ky.
93	Sahaydak, Sander	K	R-Jr.	6-0	185	Liberty/John Truby	Bethlehem, Pa.
7	Saunders, Kaden *	WR	R-So.	5-10	182	Westerville South/Matthew Christ	Columbus, Ohio
18	Schlaffer, Joey	TE	R-Fr.	6-5	240	Exeter Township/Matt Bauer	Reading, Pa.
70	Sexton, Garrett	OL	Fr.	6-6	290	Arrowhead Union/Matt Harris	Hartland, Wis.
66	Shelton, Drew **	OL	Jr.	6-5	307	Downingtown West/Mike Milano	Downingtown, Pa.
88	Siafa, Sam	DT	R-So.	6-4	292	Downingtown West/Mike Milano	Downingtown, Pa.
10	Singleton, Nicholas **	RB	Jr.	6-0	226	Governor Mifflin/Jeff Lang	Shillington, Pa.
24	Smith, Corey	RB	Fr.	5-10	189	Catholic Memorial/Bill Young	Milwaukee, Wis.
14	Smolik, Jaxon	QB	R-Fr.	6-1	201	Dowling Catholic/Tom Wilson	Van Meter, Iowa
35	Sokach-Minnick, Blaise	LS	R-So.	6-3	220	Wyoming Area/Randy Spencer	West Pittston, Pa.
40	Specia, Anthony	LB	Fr.	6-1	226	Pittsburgh Central Catholic/Ryan Lehmeier	Bridgeville, Pa.
83	Spencer, Jake	WR	R-Sr.	5-10	220	Haverford School/Michael Murphy/Colgate	Gladwyne, Pa.
95	Thompson, Riley *	P	Jr.	6-1	224	Haileybury/-/Deakin/Florida Atlantic	Melbourne, Australia
21	Toure, Vaboue	S	Fr.	6-1	212	Irvington/Smoke Pierre	Pleasantville, N.J.
7	Tracy, Zion *	CB	So.	5-11	181	St. Thomas More (Conn.)/Ernest Anderson	Hempstead, N.Y.
15	Vanover, Amin **	DE	Sr.	6-4	258	St. Joseph's/Augie Hoffman	Newark, N.J.
92	Vilbert, Smith *	DE	R-Sr.+	6-6	282	St Joseph's Regional (N.J.)/Augie Hoffman	Monsey, N.Y.
26	Wallace, Cam	RB	R-Fr.	5-9	200	Montgomery County/Don Vandygriff	Mount Vernon, Ga.
6	Wallace III, Harrison **	WR	R-Jr.	6-1	198	Pike Road/Patrick Browning	Montgomery, Ala.
44	Warren, Tyler ***	TE	Sr.	6-6	261	Atlee/Matt Gray	Mechanicsville, Va.
9	Washington II, Elliot *	CB	So.	5-11	194	Venice/John Peacock	Venice, Fla.
6	Wheatley, Zakee **	S	R-Jr.	6-2	200	Archbishop Spalding/Kyle Schmitt	Crofton, Md.
74	Williams, J'ven	OL	R-Fr.	6-5	310	Wyomissing/Bob Wolfrum	Reading, Pa.
20	Williams, Mylachi	DE	Fr.	6-3	243	Monsignor Bonner & Archbishop Prendergast Catholic/Jack Muldoon	Philadelphia, Pa.
40	Williams, Patrick	S	R-So.	6-0	197	Eagle Academy 2/Kyrin Jones	Brooklyn, N.Y.
2	Winston Jr., Kevin **	S	Jr.	6-2	208	DeMatha Catholic/Bill McGregor	Columbia, Md.
77	Wormley, Sal **	OL	R-Sr.+	6-3	327	Smyrna (Del.)/Mike Judy	Newark, N.J.
17	Woseley Jr., Kenny	CB	Fr.	5-10	176	Imhotep Charter/Devon Johnson	Philadelphia, Pa.
32	Wylie, Keon *	LB	R-So.	6-2	225	Imhotep Charter/Devon Johnson	Philadelphia, Pa.
38	Yates, Winston	LB	R-Fr.	6-2	226	Paul VI/Steve Scuderi	Moorestown, N.J.

* - Letters won

As of October 7, 2024

Note: As a result of eligibility not counting for the 2020 season, extra years of eligibility are marked on the back end of student-athletes' career (a "+" symbol will be added on the end of "Sr." to indicate the extra year of eligibility being used).

RECORD WATCH

RUSHING

CAREER RUSHING YARDAGE			
1.	3,932	Evan Royster	2007-10
2.	3,843	Saquon Barkley	2015-17
3.	3,398	Curt Warner	1979-82
4.	3,320	Tony Hunt	2003-06
5.	3,301	Blair Thomas	1985-87, 89
6.	3,256	Curtis Enis	1995-97
7.	3,227	D.J. Dozier	1983-86
8.	2,953	Larry Johnson	1999-02
9.	2,934	Lydell Mitchell	1969-71
10.	2,829	Ki-Jana Carter	1992-94
11.	2,818	Matt Suhey	1976-79
12.	2,639	John Cappelletti	1972-73
13.	2,518	Eric McCoo	1998-01
14.	2,380	Lenny Moore	1953-55
15.	2,236	Charlie Pittman	1967-69
16.	2,221	Nicholas Singleton	2022-pres.
17.	2,136	Kaytron Allen	2022-pres.
18.	2,108	Zach Zwinak	2011-14
19.	2,072	Booker Moore	1977-80
20.	2,042	Jon Williams	1980-83
21.	2,002	Franco Harris	1969-71

SEASON RUSHING YARDAGE			
1.	2,087	Larry Johnson	2002
2.	1,567	Lydell Mitchell	1971
3.	1,539	Ki-Jana Carter	1994
4.	1,522	John Cappelletti	1973
5.	1,496	Saquon Barkley	2016
6.	1,414	Blair Thomas	1987
7.	1,386	Tony Hunt	2006
8.	1,363	Curtis Enis	1997
9.	1,341	Blair Thomas	1989
10.	1,329	Rodney Kinlaw	2007
11.	1,274	Miles Sanders	2018
12.	1,271	Saquon Barkley	2017
13.	1,241	Silas Redd	2011
14.	1,236	Evan Royster	2008
15.	1,210	Curtis Enis	1996
16.	1,169	Evan Royster	2009
17.	1,117	John Cappelletti	1972
18.	1,082	Lenny Moore	1954
19.	1,076	Saquon Barkley	2015
20.	1,061	Nicholas Singleton	2022

GAME RUSHING YARDAGE			
1.	327	Larry Johnson at Indiana	2002
2.	279	Larry Johnson vs. Illinois	2002
3.	279	Larry Johnson vs. Michigan State	2002
4.	257	Larry Johnson vs. Northwestern	2002
5.	256	Curt Warner at Syracuse	1981
6.	250	Shorty Miller vs. Carnegie Tech	1913
7.	243	Bob Pollard at Rutgers	1951
8.	241	Curtis Enis vs. USC	1996
9.	239	Bob Campbell vs. Syracuse	1968
10.	238	Curt Warner at Nebraska	1981
11.	227	Ki-Jana Carter vs. Michigan State	1994
12.	225	Matt Suhey vs. Army	1979
13.	220	John Cappelletti vs. NC State	1973
14.	214	Blair Thomas vs. Notre Dame	1987
15.	211	Lydell Mitchell at Iowa	1971
	211	Curtis Enis vs. Ohio State	1997
	211	Eric McCoo vs. Ohio State	1999
	211	Saquon Barkley at Iowa	2017
19.	210	Ki-Jana Carter at Minnesota	1994
20.	209	Lydell Mitchell vs. Maryland	1971
21.	208	Shelly Hammonds at Boston College	1990
22.	207	Saquon Barkley at Purdue	2016
23.	206	Eric McCoo vs. Michigan State	1998
24.	204	John Cappelletti vs. Ohio	1973
25.	202	John Cappelletti at Maryland	1973
	202	Saquon Barkley vs. Maryland	2016
	202	Journey Brown vs. Memphis	2019
28.	201	Bill Belton vs. Illinois	2013
29.	200	Miles Sanders at Illinois	2018

LONGEST RUNS

1.	92*	Blair Thomas vs. Syracuse	1986
	92	Bill Belton at Indiana	2014
	92	Saquon Barkley vs. Washington	2017
4.	90	Bill Suter at Navy	1894
5.	87	Bob Campbell vs. Syracuse	1968
	87	Nicholas Singleton vs. Utah	2022
7.	86	Bob Riddle at West Virginia	1964
	85	Journey Brown vs. Pitt	2019
9.	84	Chafie Fields vs. Texas	1996
	84	Larry Johnson vs. Illinois	2002
*non-scoring play			

CAREER RUSHING TOUCHDOWNS

1.	43	Saquon Barkley	2015-17
2.	38	Lydell Mitchell	1969-71
3.	36	Curtis Enis	1995-97
4.	34	Ki-Jana Carter	1992-94
5.	30	Charlie Pittman	1967-69
	30	Trace McSorley	2015-18
7.	29	John Cappelletti	1972-73
	29	Richie Anderson	1989-92
	29	Evan Royster	2007-10
10.	26	Matt Suhey	1976-79
	26	Larry Johnson	1999-02
12.	25	D.J. Dozier	1983-86
	25	Tony Hunt	2003-06
14.	24	Franco Harris	1969-71
	24	Curt Warner	1979-82
16.	23	Lenny Moore	1953-55
	23	Nicholas Singleton	2022-pres.
18.	22	Daryll Clark	2005-09
19.	21	Blair Thomas	1985-87, 89
	21	Zach Zwinak	2011-14
--	18	Kaytron Allen	2022-pres.

SEASON RUSHING TOUCHDOWNS

1.	26	Lydell Mitchell	1971
2.	23	Ki-Jana Carter	1994
3.	20	Larry Johnson	2002
4.	19	Curtis Enis	1997
5.	18	Richie Anderson	1992
	18	Saquon Barkley	2016
	18	Saquon Barkley	2017
8.	17	John Cappelletti	1973
9.	14	Charlie Pittman	1968
10.	13	Bill McCleary	1907
	13	Harry Robb	1917
	13	Curtis Enis	1996
13.	12	John Cappelletti	1972
	12	Evan Royster	2008
	12	Zach Zwinak	2013
	12	Trace McSorley	2018
	12	Journey Brown	2019
	12	Nicholas Singleton	2022
--	3	Drew Allar	2024
--	3	Nicholas Singleton	2024
--	2	Kaytron Allen	2024

SEASON RUSHING AVERAGE

(Min. 100 attempts)

1.	8.40	Blair Thomas	1986
2.	7.96	Lenny Moore	1954
3.	7.77	Ki-Jana Carter	1994
4.	7.70	Larry Johnson	2002
5.	6.90	Journey Brown	2019
6.	6.62	Ki-Jana Carter	1994
8.	6.47	Eric McCoo	1998
	6.47	Evan Royster	2008
9.	6.32	Nicholas Singleton	2022
10.	6.17	Lydell Mitchell	1971

CAREER 100-YARD RUSHING GAMES

1.	18	Curt Warner	1979-82
2.	17	Blair Thomas	1985-87, 89
	17	Ki-Jana Carter	1992-94
	17	Curtis Enis	1995-97
5.	15	Lydell Mitchell	1969-71
	15	Tony Hunt	2003-06
	15	Evan Royster	2007-10
	15	Saquon Barkley	2015-17
	13	John Cappelletti	1972-73
10.	12	Lenny Moore	1953-55
--	7	Nicholas Singleton	2022-pres.
--	6	Kaytron Allen	2022-pres.

SEASON 100-YARD RUSHING GAMES

1.	10	K-Jana Carter	1994
2.	9	Lydell Mitchell	1971
	9	Blair Thomas	1989
4.	8	John Cappelletti	1973
	8	Curtis Enis	1997
	8	Larry Johnson	2002
	8	Tony Hunt	2006
8.	7	Lenny Moore	1954
	7	Curt Warner	1981
	7	Blair Thomas	1987
	7	Ki-Jana Carter	1993
--	2	Nicholas Singleton	2024
--	2	Kaytron Allen	2024

GAME RUSHING YARDS BY A QUARTERBACK

1.	250	Eugene "Shorty" Miller	Carnegie Tech, 1913
2.	175	Trace McSorley	Ohio State, 2018
3.	156	Chuck Peters	Syracuse, 1938
4.	138	Zack Mills	Ohio State, 2001
5.	125	Michael Robinson	Wisconsin, 2005
6.	122	Steve Rollins	Syracuse, 1938
7.	119	Sean Clifford	Indiana, 2020
8.	113	Tony Sacca	Pittsburgh, 1990
	113	Tommy Stevens	Maryland, 2017
10.	112	Michael Robinson	Minnesota, 2005

CAREER RUSHING YARDS BY A QUARTERBACK

1.	1,697	Trace McSorley	2015-18
2.	1,637	Michael Robinson	2002-05
3.	1,073	Sean Clifford	2018-22
4.	670	Rashard Casey	1997-00
5.	667	John Hufnagel	1970-72
6.	625	Richie Lucas	1957-59
7.	619	Daryll Clark	2006-09
8.	584	Zack Mills	2001-04
9.	506	Tommy Stevens	2016-18
10.	473	Will Lewis	2019-20
11.	434	Beau Pribula	2023-pres.
12.	347	Drew Allar	2022-pres.

SEASON RUSHING YARDS BY A QUARTERBACK

1.	806	Michael Robinson	2005
2.	798	Trace McSorley	2018
3.	491	Trace McSorley	2017
4.	402	Sean Clifford	2019
5.	396	Michael Robinson	2003
6.	365	Trace McSorley	2016
7.	346	John Hufnagel	1971
8.	335	Sean Clifford	2020
9.	329	Beau Pribula	2023
10.	325	Richie Lucas	1959
11.	315	Rashard Casey	2000
12.	290	Rashard Casey	1999
13.	284	Dick Hoak	1960
14.	282	Daryll Clark	2008
15.	263	Michael Robinson	2002
16.	260	Will Lewis	2020
17.	255	Pete Liske	1962
18.	234	Richie Lucas	1958
19.	213	Will Lewis	2019
20.	211	Daryll Clark	2009

SEASON RUSHING TOUCHDOWNS BY A QUARTERBACK

1.	12	Trace McSorley	2018
2.	11	Michael Robinson	2005
	11	Trace McSorley	2017
4.	10	Daryll Clark	2008
5.	7	Daryll Clark	2009
	7	Trace McSorley	2016
7.	6	Richie Lucas	1958
	6	John Hufnagel	1959
	6	John Hufnagel	1972
	6	Michael Robinson	2002
	6	Beau Pribula	2023
--	3	Drew Allar	2024
--	1	Beau Pribula	2024

PASSING

CAREER PASSING YARDAGE			
1.	10,661	Sean Clifford	2018-22
2.	9,899	Trace McSorley	2015-18
3.	8,457	Christian Hackenberg	2013-15
4.	7,212	Zack Mills	2001-04
5.	6,390	Matt McGloin	2009-12
6.	5,869	Tony Sacca	1988-91
7.	5,742	Daryll Clark	2006-09
8.	5,382	Chuck Fusina	1975-78
9.	5,304	Kerry Collins	1991-94
10.	5,275	Anthony Morelli	2004-07
11.	4,812	Todd Blackledge	1980-82
12.	4,419	Wally Richardson	1992, 94-96
13.	4,076	Drew Allar	2022-pres.
	3,710	Kevin Thompson	1996-99
15.	3,545	John Hufnagel	1970-72

SEASON PASSING YARDAGE			
1.	3,614	Trace McSorley	2016
2.	3,570	Trace McSorley	2017
3.	3,271	Matt McGloin	2012
4.	3,107	Sean Clifford	2021
5.	3,003	Daryll Clark	2009
6.	2,977	Christian Hackenberg	2014
7.	2,955	Christian Hackenberg	2013
8.	2,679	Kerry Collins	1994
9.	2,654	Sean Clifford	2019
10.	2,651	Anthony Morelli	2007
--	1,101	Drew Allar	2024

GAME PASSING YARDAGE			
1.	454	Christian Hackenberg vs. UCF	2014
2.	401	Sean Clifford vs. Villanova	2021
3.	399	Zack Mills vs. Iowa	2002
4.	398	Sean Clifford at Maryland	2019
5.	395	Matt McGloin vs. Indiana	2012
6.	384	Trace McSorley vs. Wisconsin	2016
7.	381	Trace McSorley at Michigan St.	2017
8.	379	Michael Robinson vs. Wisconsin	2003
9.	376	Trace McSorley vs. Michigan St.	2016
10.	371	C. Hackenberg vs. Boston Coll.	2014
	371	Sean Clifford vs. Ohio State	2022
12.	366	Mike McQueary vs. Pittsburgh	1997
13.	363	Sean Clifford at Maryland	2021
14.	361	Sean Clifford at Ohio State	2021
15.	358	Todd Blackledge at Miami (Fla.)	1981
16.	353	Daryll Clark vs. Akron	2009
17.	352	Kerry Collins at Michigan State	1993
18.	342	Trace McSorley vs. Washington	2017
19.	341	Daryll Clark vs. Michigan State	2008
20.	340	Christian Hackenberg at Indiana	2013
	340	Sean Clifford at Minnesota	2019
	340	Sean Clifford at Maryland	2020

LONGEST PASS PLAYS			
1.	95	Sean Clifford to Daniel George	vs. Kent St., 2018
2.	93	Trace McSorley to KJ Hamlin	vs. Ohio State, 2018
3.	92	Bill Hess to Bob Higgins	at Pittsburgh, 1919
4.	88	Sean Clifford to KeAndre Lambert-Smith	vs. Utah, 2022
5.	86	Steve Joachim to Jim Scott	at Navy, 1971
	86	Sean Clifford to Jahan Dotson	at Maryland, 2021
7.	85	Trace McSorley to Saquon Barkley	vs. Georgia State, 2017
8.	83	Sean Clifford to KeAndre Lambert-Smith	vs. Villanova, 2021
9.	82	Matt Knizner at Eric Hamilton	vs. Pittsburgh, 1986
	82	Kerry Collins to Freddie Scott	vs. Rutgers, 1994
11.	80	Tom Sherman to Paul Johnson	at Maryland, 1967
	80	Doug Strang to Dean DiMidio	vs. Alabama, 1983
	80	Pat Devlin to Stephon Green	vs. Michigan, 2008
	80	Rob Bolden to Derek Moyer	vs. Illinois, 2010
	80	Trace McSorley to Irvin Charles	vs. Minnesota, 2016
16.	79	Lance Longener to John Greene	vs. Maryland, 1988
	79	Kevin Thompson to Chafie Fields	at Miami (Fla.), 1999
	79	Daryll Clark to Chaz Powell	vs. Iowa, 2009
	79	Christian Hackenberg to Geno Lewis	vs. UCF, 2014
20.	78	Kevin Thompson to Chafie Fields	at Purdue, 1999
21.	76	Chuck Burkhardt to Tom Cherry	at UCLA, 1968
	76	John Hufnagel to Jimmy Scott	at Boston Coll., 1972
	76	Tom Shuman to Chuck Herd	vs. West Virginia, 1973
24.	75*	John Andress to Dick Barvinchak	at Iowa, 1975
	75	Tom Bill to David Daniels	vs. Temple, 1989
	75	Sean Clifford to Jahan Dotson	vs. Illinois, 2020
75		Drew Allar to Tyler Warren	vs. Ole Miss, 2023
*non-scoring play			

RECORD WATCH

GAME TD PASSES

1.	5	Tony Sacca vs. Georgia Tech	1991
5		Rashard Casey vs. La. Tech	2000
3.	4	29 times, Last:	
		Drew Allar at Maryland	2023

SEASON TOUCHDOWN PASSES

1.	29	Trace McSorley	2016
2.	28	Trace McSorley	2017
3.	25	Drew Allar	2023
4.	24	Daryll Clark	2009
	24	Matt McGloin	2012
	24	Sean Clifford	2022
7.	23	Sean Clifford	2019
8.	22	Todd Blackledge	1982
9.	21	Tony Sacca	1991
	21	Kerry Collins	1994
	21	Sean Clifford	2021
12.	20	Christian Hackenberg	2013
13.	19	Doug Strang	1983
	19	Anthony Morelli	2007
	19	Daryll Clark	2008
16.	18	Wally Richardson	1995
	18	Trace McSorley	2018
18.	17	Mike McQueary	1997
	17	Zack Mills	2002
	17	Michael Robinson	2005

CAREER TOUCHDOWN PASSES

1.	86	Sean Clifford	2018-22
2.	77	Trace McSorley	2015-18
3.	48	Christian Hackenberg	2013-15
4.	46	Matt McGloin	2009-12
5.	43	Daryll Clark	2006-09
6.	41	Todd Blackledge	1980-82
	41	Tony Sacca	1988-91
	41	Zack Mills	2001-04
9.	39	Kerry Collins	1991-94
10.	38	Drew Allar	2022-pres.

GAME COMPLETIONS

1.	35	Matt McGloin vs. Northwestern	2012
	35	Sean Clifford at Ohio State	2022
3.	34	Christian Hackenberg vs. BC	2014
4.	33	Wally Richardson vs. Wisconsin	1995
5.	32	Christian Hackenberg vs. UCF	2014
	32	Trace McSorley vs. Washington	2017
	32	Sean Clifford vs. Ohio State	2022
8.	31	Christian Hackenberg vs. Ohio State	2014
	31	Trace McSorley at Iowa	2017
10.	30	Christian Hackenberg at Indiana	2013

SEASON COMPLETIONS

1.	284	Trace McSorley	2017
2.	270	Matt McGloin	2012
	270	Christian Hackenberg	2014
4.	261	Sean Clifford	2021
5.	234	Anthony Morelli	2007
6.	233	Drew Allar	2023
7.	232	Daryll Clark	2009
8.	231	Christian Hackenberg	2013
9.	226	Sean Clifford	2022
10.	224	Trace McSorley	2016
11.	208	Anthony Morelli	2006
12.	193	Wally Richardson	1995
13.	192	Daryll Clark	2008
	192	Christian Hackenberg	2015
	192	Trace McSorley	2018

CAREER COMPLETIONS

1.	833	Sean Clifford	2018-22
2.	720	Trace McSorley	2015-18
3.	693	Christian Hackenberg	2013-15
4.	606	Zack Mills	2001-04
5.	513	Matt McGloin	2009-12
6.	460	Anthony Morelli	2004-07
7.	444	Daryll Clark	2006-09
8.	401	Tony Sacca	1988-91
9.	378	Wally Richardson	1992, 94-96
10.	371	Chuck Fusina	1975-78
--	341	Drew Allar	2023-pres.

GAME PASSING ATTEMPTS

1.	57	Sean Clifford vs. Maryland	2020
2.	55	Christian Hackenberg at Indiana	2013
3.	54	Kerry Collins at BYU	1992
4.	52	Sean Clifford at Ohio State	2021
5.	51	Rashard Casey vs. Iowa	2000
	51	Matt McGloin vs. Northwestern	2012
7.	50	Christian Hackenberg vs. BC	2014
8.	49	Zack Mills vs. Purdue	2004
	49	Christian Hackenberg vs. Ohio State	2014
10.	48	Wally Richardson vs. Wisconsin	1995
	48	Matt McGloin vs. Ohio	2012
	48	Trace McSorley at Iowa	2017

SEASON PASSING ATTEMPTS

1.	484	Christian Hackenberg	2014
2.	446	Matt McGloin	2012
3.	429	Sean Clifford	2021
4.	427	Trace McSorley	2017
5.	402	Anthony Morelli	2007
6.	392	Christian Hackenberg	2013
7.	389	Drew Allar	2023
8.	387	Trace McSorley	2016
9.	386	Anthony Morelli	2006
10.	381	Daryll Clark	2009
11.	361	Trace McSorley	2018
12.	359	Christian Hackenberg	2015
13.	351	Sean Clifford	2022
14.	335	Wally Richardson	1995
15.	333	Zack Mills	2002

CAREER PASSING ATTEMPTS

1.	1,356	Sean Clifford	2018-22
2.	1,235	Christian Hackenberg	2013-15
3.	1,215	Trace McSorley	2015-18
4.	1,082	Zack Mills	2001-04
5.	894	Matt McGloin	2009-12
6.	824	Tony Sacca	1988-91
7.	821	Anthony Morelli	2004-07
8.	738	Daryll Clark	2006-09
9.	692	Wally Richardson	1992, 94-96
10.	664	Chuck Fusina	1975-78
11.	658	Todd Blackledge	1980-82
12.	657	Kerry Collins	1991-94
13.	552	Drew Allar	2022-pres.
	547	John Shaffer	1983-86
15.	505	Michael Robinson	2002-05

SEASON COMPLETION PCT.

(Min. 100 attempts)

1.	.709 (73-103)	Drew Allar	2024
2.	.667 (176-264)	Kerry Collins	1994
3.	.665 (224-387)	Trace McSorley	2017
4.	.644 (226-351)	Sean Clifford	2022
5.	.632 (86-136)	John Hufnagel	1971
6.	.609 (192-321)	Daryll Clark	2009
7.	.608 (261-429)	Sean Clifford	2021
8.	.606 (152-251)	Sean Clifford	2020
9.	.605 (270-446)	Matt McGloin	2012
10.	.599 (233-389)	Drew Allar	2023
11.	.598 (192-321)	Daryll Clark	2008
12.	.593 (192-361)	Trace McSorley	2018
13.	.592 (189-319)	Sean Clifford	2019
14.	.589 (231-392)	C. Hackenberg	2013
15.	.582 (234-402)	Anthony Morelli	2007
16.	.580 (112-193)	Rob Bolden	2010
17.	.579 (224-387)	Trace McSorley	2016
18.	.579 (169-292)	Tony Sacca	1991
19.	.578 (155-268)	Zack Mills	2004
20.	.577 (142-246)	Chuck Fusina	1977

CAREER COMPLETION PCT.

(Min. 200 attempts)

1.	.618 (341-552)	Drew Allar	2022-pres.
2.	.614 (833-1356)	Sean Clifford	2018-22
3.	.602 (444-738)	Daryll Clark	2006-09
4.	.593 (720-1215)	Trace McSorley	2015-18
5.	.574 (513-894)	Matt McGloin	2009-12
6.	.563 (370-657)	Kerry Collins	1991-94
7.	.561 (693-1235)	C. Hackenberg	2013-14
8.	.560 (606-1082)	Zack Mills	2001-04
9.	.560 (460-821)	Anthony Morelli	2004-07
10.	.559 (371-664)	Chuck Fusina	1975-78

SEASON YARDS PER ATTEMPT

(Min. 100 attempts)

1.	10.7	Drew Allar	2024
2.	10.1	Kerry Collins	1994
3.	9.4	John Hufnagel	1972
4.	9.3	Trace McSorley	2016
5.	9.0	Chuck Fusina	1977
6.	8.7	John Hufnagel	1971
	8.7	Mike McQueary	1997
8.	8.5	Tom Shuman	1973
	8.5	Tony Sacca	1991
10.	8.4	Trace McSorley	2017

CAREER YARDS PER ATTEMPT

(Min. 200 attempts)

1.	8.9	Mike McQueary	1995-97
2.	8.7	John Hufnagel	1970-72
3.	8.1	Chuck Fusina	1975-78
	8.1	Kerry Collins	1991-94
	8.1	Trace McSorley	2015-18
6.	7.9	Tom Shuman	1972-74
	7.9	Sean Clifford	2018-22
8.	7.8	Daryll Clark	2005-09
9.	7.5	Tom Sherman	1965-67
	7.5	Kevin Thompson	1996-98
--	7.4	Drew Allar	2023-pres.

SEASON YARDS PER COMPLETION

(Min. 100 attempts)

1.	17.7	John Hufnagel	1972
2.	16.6	Tom Shuman	1973
3.	16.1	Trace McSorley	2016
4.	15.6	Chuck Fusina	1977
5.	15.5	Tom Sherman	1967
6.	15.3	Tony Sacca	1990
7.	15.2	Kerry Collins	1994
	15.2	Tony Sacca	1988
9.	15.1	Mike McQueary	1997
	15.1	Drew Allar	2024

CAREER YARDS PER COMPLETION

(Min. 200 attempts)

1.	16.0	Mike McQueary	1995-97
2.	15.9	Tom Sherman	1965-67
3.	15.8	John Hufnagel	1970-72
4.	15.4	Tom Shuman	1972-74
5.	14.7	Doug Strang	1981-84
6.	14.6	Tony Sacca	1988-91
7.	14.5	Chuck Fusina	1975-78
8.	14.3	Kerry Collins	1991-94
9.	14.2	Michael Robinson	2002-05
10.	14.2	Tom Bill	1987-90

SEASON TOUCHDOWN PASS PCT.

(Min. 100 attempts)

1.	8.74	Drew Allar	2024
2.	8.08	Tom Shuman	1973
3.	7.95	Kerry Collins	1994
4.	7.85	Kevin Thompson	1999
5.	7.53	Todd Blackledge	1982
6.	7.49	Trace McSorley	2016
7.	7.41	Pete Liske	1962
8.	7.35	John Hufnagel	1971
9.	7.34	Doug Strang	1983
10.	7.21	Sean Clifford	2019

CAREER TOUCHDOWN PASS PCT.

1.	9.14	Elwood Petchel	1946-48
2.	7.67	Tom Shuman	1972-74
3.	7.17	Mike McQueary	1994-97
4.	6.88	Drew Allar	2022-pres.
5.	6.76	Galen Hall	1959-61
	6.76	Pete Liske	1961-63
7.	6.48	John Sacca	1992-93
8.	6.37	John Hufnagel	1970-72
9.	6.34	Sean Clifford	2018-22
10.	6.33	Trace McSorley	2015-18
11.	6.23	Todd Blackledge	1980-82

SEASON PASSING EFFICIENCY

(Min. 100 attempts)

1.	187.6	Drew Allar	2024
2.	172.9	Kerry Collins	1994
3.	156.9	Trace McSorley	2016
4.	153.7	Trace McSorley	2017
5.	151.8	John Hufnagel	1971
6.	150.5	Sean Clifford	2022
7.	149.8	Tony Sacca	1991
8.	148.5	Sean Clifford	2019
9.	148.0	John Hufnagel	1972
10.	146.4	Chuck Fusina	1977

CAREER PASSING EFFICIENCY

(Min. 200 attempts)

1.	145.6	Mike McQueary	1994-97
2.	145.4	Drew Allar	2022-pres.
3.	144.5	Trace McSorley	2015-18
4.	143.8	Sean Clifford	2018-22
5.	140.8	John Hufnagel	1970-72
6.	140.4	Daryll Clark	2006-09
7.	137.3	Kerry Collins	1991-94
8.	132.7	Chuck Fusina	1975-78
9.	128.3	Matt McGloin	2009-12
10.	128.0	Tom Shuman	1972-74

SEASON INTERCEPTION PCT.

(Min. 100 attempts)

1.	0.26	Drew Allar	2023
2.	0.97	Drew Allar	2024
3.	1.12	Matt McGloin	2012
4.	1.46	Kerry Collins	1992
5.	1.67	Christian Hackenberg	2015
6.	1.71	Tony Sacca	1991
7.	1.79	Wally Richardson	1995
8.	1.86	Daryll Clark	2008
9.	1.94	John Sacca	1992
	1.94	Trace McSorley	2018

CAREER INTERCEPTION PCT.

(Min. 200 attempts)

1.	0.54	Drew Allar	2022-pres.
2.	2.02	Wally Richardson	1992, 94-96
3.	2.06	Trace McSorley	2015-18
4.	2.10	Matt McGloin	2009-12
5.	2.14	Anthony Morelli	2004-07
6.	2.17	Daryll Clark	2006-09
7.	2.29	Sean Clifford	2018-22
8.	2.31	John Sacca	1992-93
	2.31	Anthony Morelli	2004-07
10.	2.51	Christian Hackenberg	2013-15

CAREER WINNING PERCENTAGE

AS A STARTING QB

(minimum 10 starts)

1.	1.000	22-0-0	Chuck Burkhardt	1968-69
2.	.962	25-1-0	John Shaffer	1984-86
3.	.917	22-2-0	Tom Shuman	1972-74
4.	.897	26-3-0	John Hufnagel	1970-72
5.	.879	29-4-0	Todd Blackledge	1980-82
6.	.871	27-4-0	Chuck Fusina	1976-78
7.	.846	22-4-0	Darryll Clark	2006-09
8.	.833	15-3-0	Drew Allar	2022-pres.
9.	.808	21-5-0	Kerry Collins	1994-97
	.808	21-5-0	Wally Richardson	1992, 94-96

RECORD WATCH

CAREER 300-YD. PASSING GAMES

1.	10	Trace McSorley	2015-18
2.	9	Christian Hackenberg	2013-15
3.	8	Sean Clifford	2018-22
4.	6	Matt McGloin	2009-12
5.	4	Kerry Collins	1991-94
--	2	Drew Allar	2022-pres.

SEASON 200-YD. PASSING GAMES

1.	11	Matt McGloin	2012
11	Trace McSorley	2016	
11	Trace McSorley	2017	
4.	10	Kerry Collins	1994
5.	9	Christian Hackenberg	2013
6.	8	Daryll Clark	2009
8	Sean Clifford	2021	
8	Sean Clifford	2022	
9.	7	Todd Blackledge	1982
7	Michael Robinson	2005	
7	Anthony Morelli	2007	
7	Drew Allar	2023	
--	4	Drew Allar	2024

CAREER 200-YD. PASSING GAMES

1.	28	Trace McSorley	2015-18
2.	27	Sean Clifford	2018-22
3.	21	Christian Hackenberg	2013-15
4.	18	Matt McGloin	2009-12
5.	16	Kerry Collins	1991-94
16	Zack Mills	2001-04	
7.	14	Daryll Clark	2006-09
8.	11	Chuck Fusina	1975-78
11	Tony Sacca	1988-91	
11	Anthony Morelli	2004-07	
11	Drew Allar	2022-pres.	

RECEIVING

CAREER RECEIVING YARDAGE

1.	3,026	Bobby Engram	1991, 93-95
2.	2,842	DaeSean Hamilton	2014-17
3.	2,771	Deon Butler	2005-08
4.	2,757	Jahan Dotson	2018-21
5.	2,479	Allen Robinson	2011-13
6.	2,421	Chris Godwin	2014-16
7.	2,395	Derek Moyer	2008-11
8.	2,015	Jordan Norwood	2005-08
9.	2,008	Bryant Johnson	1999-2002
10.	2,006	Kenny Jackson	1980-83
11.	1,988	O.J. McDuffie	1988-92
12.	1,920	Parker Washington	2020-22
13.	1,894	Joe Jurevicius	1994-97
14.	1,837	Jack Curry	1965-67
15.	1,825	Terry Smith	1988-91
16.	1,743	Derrick Williams	2005-08
17.	1,721	KeAndre Lambert-Smith	2020-23
18.	1,702	Tony Johnson	2000-03
19.	1,658	KJ Hamler	2018-19
20.	1,520	Freddie Scott	1993-95

SEASON RECEIVING YARDAGE

1.	1,432	Allen Robinson	2013
2.	1,182	Jahan Dotson	2021
3.	1,101	Chris Godwin	2015
4.	1,084	Bobby Engram	1995
5.	1,029	Bobby Engram	1994
6.	1,018	Allen Robinson	2012
7.	982	Chris Godwin	2016
8.	977	O.J. McDuffie	1992
9.	973	Freddie Scott	1994
10.	917	Bryant Johnson	2002
11.	904	KJ Hamler	2019
12.	899	DaeSean Hamilton	2014
13.	885	Derek Moyer	2010
14.	884	Jahan Dotson	2020
15.	873	Bobby Engram	1993

CAREER RECEIVING TDs

1.	31	Bobby Engram	1991, 93-95
2.	25	Kenny Jackson	1980-83
25	Jahan Dotson	2018-21	
4.	22	Deon Butler	2005-08
5.	18	Derek Moyer	2008-11
18	Chris Godwin	2014-16	
18	DaeSean Hamilton	2014-17	
8.	17	Allen Robinson	2011-13
9.	16	O.J. McDuffie	1988-92
16	Pat Freiermuth, TE	2018-20	
11.	15	Terry Smith	1988-91
15	Joe Jurevicius	1994-97	
15	Mike Gesicki, TE	2014-17	
14.	14	Tyler Warren, TE	2020-pres.
15.	13	Jordan Norwood	2005-08
13	KJ Hamler	2018-19	

SEASON RECEIVING TDs

1.	13	Bobby Engram	1993
2.	12	Jahan Dotson	2021
3.	11	Bobby Engram	1995
11	Allen Robinson	2012	
11	Chris Godwin	2016	
6.	10	Joe Jurevicius	1997
7.	9	O.J. McDuffie	1992
9	Freddie Scott	1994	
9	Deon Butler	2005	
9	Mike Gesicki	2017	
9	DaeSean Hamilton	2017	
12.	8	Terry Smith	1991
8	Derek Moyer	2010	
8	Pat Freiermuth	2018	
8	KJ Hamler	2019	
8	Jahan Dotson	2020	
--	3	Tyler Warren	2024

CAREER RECEPTIONS

1.	214	DaeSean Hamilton	2014-17
2.	183	Jahan Dotson	2018-21
3.	179	Deon Butler	2005-08
4.	177	Allen Robinson	2011-13
5.	167	Bobby Engram	1991, 93-95
6.	161	Derrick Williams	2005-08
7.	158	Jordan Norwood	2005-08
8.	154	Chris Godwin	2014-16
9.	146	Parker Washington	2020-22
10.	144	Derek Moyer	2008-11
11.	129	Mike Gesicki, TE	2014-17
12.	126	KeAndre Lambert-Smith	2020-23
13.	125	O.J. McDuffie	1988-92
14.	117	Jack Curry	1965-67
15.	110	Bryant Johnson	1999-2002

SEASON RECEPTIONS

1.	97	Allen Robinson	2013
2.	91	Jahan Dotson	2021
3.	82	DaeSean Hamilton	2014
4.	77	Allen Robinson	2012
5.	69	Chris Godwin	2015
6.	64	Parker Washington	2021
7.	63	O.J. McDuffie	1992
63	Bobby Engram	1995	
9.	59	Chris Godwin	2016
10.	57	Mike Gesicki, TE	2017
11.	56	KJ Hamler	2019
12.	55	Terry Smith	1991
55	Derrick Williams	2007	
55	Geno Lewis	2014	
15.	54	Juwan Johnson	2017
54	Saquon Barkley, RB	2017	

CAREER 100-YD. RECEIVING GAMES

1.	16	Bobby Engram	1991, 93-95
2.	11	Jahan Dotson	2018-21
3.	10	Allen Robinson	2011-13
4.	9	Joe Jurevicius	1994-97
9	Chris Godwin	2014-16	
9	DaeSean Hamilton	2014-17	
7.	8	Bryant Johnson	1999-2002
8.	7	O.J. McDuffie	1988-92
9.	6	Kenny Jackson	1980-83
6	Freddie Scott	1993-95	
6	Deon Butler	2005-08	
6	Derek Moyer	2008-11	
--	2	Tyler Warren	2020-pres.

SEASON 100-YD. RECEIVING GAMES

1.	8	Allen Robinson	2013
2.	6	Bobby Engram	1993
6	Bobby Engram	1995	
4.	5	O.J. McDuffie	1992
5	Freddie Scott	1994	
5	Joe Jurevicius	1996	
5	Bryant Johnson	2001	
5	Chris Godwin	2015	
5	Jahan Dotson	2020	
5	Jahan Dotson	2021	
11.	4	Five times, Most recently by:	
		KJ Hamler	2019
--	1	Liam Clifford	2024
--	1	Omari Evans	2024
--	1	Harrison Wallace III	2024
--	1	Tyler Warren	2024

TOTAL OFFENSE

CAREER TOTAL OFFENSE

	Yards	Rush	Pass		
1.	11,734	1,073	10,661	Sean Clifford	2018-22
2.	11,596	1,697	9,899	Trace McSorley	2015-18
3.	8,215	-242	8,457	Christian Hackenberg	2013-15
4.	7,796	584	7,212	Zack Mills	2001-04
5.	6,361	619	5,742	Daryll Clark	2006-09
6.	6,325	-65	6,390	Matt McGloin	2009-12
7.	6,000	131	5,869	Tony Sacca	1988-91
8.	5,300	-4	5,304	Kerry Collins	1991-94
9.	5,168	1,637	3,531	Michael Robinson	2002-05
10.	5,162	-220	5,382	Chuck Fusina	1975-78
11.	5,154	-121	5,275	Anthony Morelli	2004-07
12.	4,911	99	4,812	Todd Blackledge	1980-82
13.	4,423	347	4,076	Drew Allar	2022-pres.
14.	4,212	667	3,545	John Hufnagel	1970-72
15.	4,182	-237	4,419	Wally Richardson	1992, 94-96

SEASON TOTAL OFFENSE

	Yards	Rush	Pass		
1.	4,061	491	3,570	Trace McSorley	2017
2.	3,979	212	3,767	Trace McSorley	2016
3.	3,328	798	2,530	Trace McSorley	2018
4.	3,270	163	3,107	Sean Clifford	2021
5.	3,220	-51	3,271	Matt McGloin	2012
6.	3,214	211	3,003	Daryll Clark	2009
7.	3,156	806	2,350	Michael Robinson	2005
8.	3,056	402	2,654	Sean Clifford	2019
9.	2,998	176	2,822	Sean Clifford	2022
10.	2,887	-68	2,955	Christian Hackenberg	2013
11.	2,883	-94	2,977	Christian Hackenberg	2014
12.	2,874	282	2,592	Daryll Clark	2008
13.	2,837	206	2,631	Drew Allar	2023
14.	2,660	-19	2,679	Kerry Collins	1994
15.	2,638	-13	2,651	Anthony Morelli	2007

GAME TOTAL OFFENSE

	Yards	Rush	Pass		
1.	461	175	286	T. McSorley vs. Ohio State	2018
2.	456	2	454	C. Hackenberg vs. UCF	2014
3.	452	54	398	S. Clifford at Maryland	2019
4.	418	138	280	Z. Mills vs. Ohio State	2001
5.	408	73	335	T. McSorley vs. Minnesota	2016
6.	402	60	342	T. McSorley vs. Washington	2017
7.	398	19	379	M. Robinson vs. Wisconsin	2003
8.	393	-8	401	S. Clifford vs. Villanova	2021
9.	389	-10	399	Z. Mills vs. Iowa	2002
	389	13	376	T. McSorley vs. Michigan St.	2016

CAREER TDs RESPONSIBLE FOR

1.	107	Trace McSorley	2015-18
2.	101	Sean Clifford	2018-22
3.	65	Daryll Clark	2006-09
4.	55	Christian Hackenberg	2013-15
5.	54	Saquon Barkley	2015-17
6.	53	Zack Mills	2001-04
53	Matt McGloin	2009-12	
8.	51	Todd Blackledge	1980-82
9.	47	Tony Sacca	1988-91
10.	46	Michael Robinson	2002-05
46	Drew Allar	2022-pres.	
12.	43	Chuck Fusina	1975-78
13.	41	Lydell Mitchell	1969-71

SEASON TDs RESPONSIBLE FOR

1.	39	Trace McSorley	2017
2.	36	Trace McSorley	2016
3.	31	Daryll Clark	2009
4.	30	Trace McSorley	2018
5.	29	Lydell Mitchell	1971
29	Daryll Clark	2008	
29	Matt McGloin	2012	
29	Sean Clifford	2022	
29	Drew Allar	2023	
10.	28	Michael Robinson	2005
28	Sean Clifford	2019	
12.	25	Todd Blackledge	1982
25	Tony Sacca	1991	
14.	24	Christian Hackenberg	2013
24	Doug Strang	1983	
24	Saquon Barkley	2017	
--	12	Drew Allar	2024

SEASON TOTAL OFFENSE

YARDS PER PLAY

1.	9.64	Kerry Collins	1994
2.	9.22	Drew Allar	2024
3.	8.19	Tom Shuman	1973
4.	7.88	Chuck Fusina	1977
5.	7.77	Ki-Jana Carter	1994
6.	7.70	Larry Johnson	2002
7.	7.47	Trace McSorley	2016
8.	7.18	Daryll Clark	2008
9.	7.13	Sean Clifford	2022
10.	7.12	John Hufnagel	1971

ALL-PURPOSE

CAREER ALL-PURPOSE YARDAGE

1.	5,538	Saquon Barkley	2015-17
2.	5,045	Larry Johnson	1999-2002
3.	4,982	Curt Warner	1979-82
4.	4,512	Blair Thomas	1985-87, 89
5.	4,502	Evan Royster	2007-10
6.	4,231	Tony Hunt	2003-06
7.	4,156	Derrick Williams	2005-08
8.	4,043	Bobby Engram	1991, 93-95
9.	4,034	Curtis Enis	1995-97
10.	3,904	Lydell Mitchell	1969-71
11.	3,895	D.J. Dozier	1983-86
12.	3,865	O.J. McDuffie	1988-92
13.	3,735	John Cappelletti	1971-73
14.	3,549	Matt Suhey	1976-79
15.	3,543	Lenny Moore	1953-55
16.	3,436	Eric McCoo	1998-2001
17.	3,426	Nicholas Singleton	2022-pres.

SEASON ALL-PURPOSE YARDAGE

1.	2,655	Larry Johnson	2002
2.	2,329	Saquon Barkley	2017
3.	1,972	Saquon Barkley	2016
4.	1,831	O.J. McDuffie	1992
5.	1,772	Blair Thomas	1987
6.	1,754	Lydell Mitchell	1971
7.	1,743	Ki-Jana Carter	1994
8.	1,645	Tony Hunt	2006
9.	1,607	John Cappelletti	1973
10.	1,586	KJ Hamler	2019
11.	1,578	Curtis Enis	1997
12.	1,535	Blair Thomas	1989
13.	1,501	Curtis Enis	1

RECORD WATCH

GAME ALL-PURPOSE YARDAGE

1.	358	Saquon Barkley at Iowa	2017
2.	341	Curt Warner at Syracuse	1981
3.	327	Larry Johnson at Indiana	2002
4.	306	Saquon Barkley vs. USC	2016
5.	302	Harry Wilson vs. Navy	1923
6.	297	Larry Johnson vs. Illinois	2002
7.	295	Bob Campbell at Navy	1967
8.	289	Larry Johnson vs. Michigan State	2002
9.	282	Gary Hayman vs. NC State	1973
	282	Stephen Pitts vs. Iowa	1995

KICKING

CAREER FIELD GOALS

1.	78	Kevin Kelly	2005-08
2.	54	Sam Ficken	2011-14
3.	50	Craig Fayak	1990-93
4.	49	Jake Pinegar	2018-22
5.	47	Travis Forney	1996-99
6.	45	Brett Conway	1993-96
7.	40	Massimo Manca	1982, 84-86
8.	39	Matt Bahr	1976-78
	39	Robbie Gould	2001-04
	39	Tyler Davis	2015-17

CAREER FIELD GOAL ATTEMPTS

1.	107	Kevin Kelly	2005-08
2.	80	Craig Fayak	1990-93
3.	75	Sam Ficken	2011-14
4.	67	Jake Pinegar	2018-22
5.	63	Chris Bahr	1973-75
	63	Travis Forney	1996-99
7.	61	Matt Bahr	1976-78
	61	Brett Conway	1993-96
	61	Robbie Gould	2002-04
10.	59	Massimo Manca	1982, 84-86

SEASON FIELD GOAL PCT.

(Min. 10 Attempts)

1.	91.7	Tyler Davis	2016
	91.7	Jake Pinegar	2019
3.	83.3	Kevin Kelly	2008
4.	82.8	Sam Ficken	2014
5.	82.6	Ray Tarasi	1989
6.	82.4	Anthony Fera	2011
7.	81.5	Matt Bahr	1978
8.	81.0	Nick Gancitano	1983
9.	80.8	Travis Forney	1999
	80.8	Massimo Manca	1985

CAREER FIELD GOAL PCT.

1.	79.6	Tyler Davis	2015-17
2.	77.6	Nick Gancitano	1981-84
3.	75.0	Collin Wagner	2006-10
4.	74.6	Travis Forney	1996-99
5.	73.8	Brett Conway	1993-96
6.	73.1	Jake Pinegar	2018-22
7.	72.9	Kevin Kelly	2005-08
8.	72.0	Sam Ficken	2011-14
9.	69.0	Herb Menhardt	1976, 78-80
10.	67.8	Massimo Manca	1982, 84-86

LONGEST FIELD GOALS

1.	57	Jordan Stout vs. Pitt	2019
2.	55	Chris Bahr at Temple	1975
	55	Chris Bahr at Ohio State	1975
	55	Chris Bahr at Syracuse	1975
5.	54	Herb Menhardt at NC State	1979
	54	Sam Ficken vs. Kent State	2013
7.	53	Massimo Manca vs. Notre Dame	1985
	53	Kevin Kelly vs. Iowa	2007
	53	Jordan Stout vs. Idaho	2019
10.	52	Chris Bahr vs. West Virginia	1975
	52	Eric Etze at Notre Dame	1988
	52	Brett Conway vs. Temple	1996
	52	Kevin Kelly at Syracuse	2008
	52	Jordan Stout vs. Michigan	2021
14.	51	Pete Mauthe at Pittsburgh	1912
	51	Brett Conway vs. Michigan	1995
	51	Ryan Primanti vs. Illinois	2000
	51	Robbie Gould at Wisconsin	2002

18.	50	Chris Bahr at Syracuse	1973
	50	Chris Bahr at Pittsburgh	1974
	50	Matt Bahr vs. Syracuse	1978
	50	Massimo Manca vs. Alabama	1985
	50	Massimo Manca vs. Notre Dame	1985
	50	Craig Fayak at Alabama	1990
	50	Travis Forney at Minnesota	1998
	50	Robbie Gould vs. Virginia	2002
	50	Kevin Kelly at Wisconsin	2008
	50	Sam Ficken vs. Temple	2014
	50	Jordan Stout vs. Ohio State	2020
	50	Jordan Stout vs. Indiana	2021
	50	Jake Pinegar at Indiana	2022
	50	Jake Pinegar vs. Maryland	2022
	50	Alex Felkins vs. Indiana	2023

SEASON EXTRA POINTS MADE

1.	71	Tyler Davis	2017
2.	62	Brett Conway	1994
	62	Tyler Davis	2016
4.	60	Kevin Kelly	2008
5.	59	Al Vitiello	1971
6.	57	Jake Pinegar	2022
7.	56	Jake Pinegar	2019
8.	53	Jake Pinegar	2018
9.	49	Kevin Kelly	2005
10.	47	Alex Felkins	2023

CAREER EXTRA POINTS MADE

1.	195	Jake Pinegar	2018-22
2.	183	Kevin Kelly	2005-08
3.	144	Tyler Davis	2015-17
4.	141	Brett Conway	1993-96
5.	132	Craig Fayak	1990-93
6.	117	Travis Forney	1996-99
7.	115	Robbie Gould	2002-04
8.	109	Sam Ficken	2011-14
9.	98	Al Vitiello	1971-72
10.	86	Massimo Manca	1982, 84-86

CAREER PAT PCT.

(Min. 50 Attempts)

1.	100.0 (59-59)	Herb Menhardt	1976, 78-80
	100.0 (85-85)	Collin Wagner	2006-10
	100.0 (144-144)	Tyler Davis	2015-17
4.	99.3 (141-142)	Brett Conway	1993-96
5.	98.9 (183-185)	Kevin Kelly	2005-08
6.	98.9 (86-87)	Massimo Manca	1982, 84-86
7.	97.3 (109-112)	Sam Ficken	2011-14
8.	96.7 (117-121)	Travis Forney	1996-99
9.	96.5 (195-202)	Jake Pinegar	2018-22
10.	96.2 (76-79)	Nick Gancitano	1981-84

PUNTING

PUNT AVERAGE, CAREER

(Min. 50 punts)

1.	45.06	Riley Thompson	2023-pres.
2.	44.54	Jordan Stout	2019-21
3.	44.28	Barney Amor	2022
4.	43.13	Jeremy Boone	2007-09
5.	43.03	Blake Gillikin	2016-19
6.	43.00	George Reynolds	1980-83
7.	41.84	Pat Pidgeon	1996-99
8.	41.79	Ralph Giacommaro	1979-82
9.	41.74	Jeremy Kapinos	2003-06
10.	41.73	Anthony Fera	2008-11

PUNT AVERAGE, SEASON

(Min. 30 punts)

1.	46.01	Jordan Stout	2021
2.	45.80	Riley Thompson	2023
3.	44.28	Barney Amor	2022
4.	43.95	Blake Gillikin	2018
5.	43.55	Ralph Giacommaro	1981
6.	43.32	Jeremy Boone	2009
7.	43.31	Ralph Giacommaro	1980
8.	43.15	Blake Gillikin	2017
9.	43.03	Jeremy Boone	2008
10.	43.02	Jeremy Boone	2007

RETURNS

LONGEST PUNT RETURNS

1.	100	Jim Boring vs. Johns Hopkins	1933
2.	92	Mark Robinson vs. Rutgers	1982
3.	90	Bruce Branch vs. Indiana	1999
4.	85	Wally Triplett vs. West Virginia	1948
	85	Mike Guman at West Virginia	1978
6.	84	O.J. McDuffie at Syracuse	1989
7.	83	Gary Hayman vs. NC State	1973
8.	81	Bryant Johnson vs. Michigan State	2002
	81	Jahan Dotson vs. Michigan State	2020

LONGEST KICKOFF RETURNS

1.	101	Chuck Peters vs. NYU	1940
2.	100	Fritz Barrett vs. Carnegie Tech	1910
	100	Roger Kochman vs. Syracuse	1959
	100	Rich Mauti at Temple	1975
	100	Chaz Powell vs. Youngstown State	2010
	100	Lamont Wade vs. Illinois	2020
	100	Nicholas Singleton at Rutgers	2022
8.	98	Thomas Evans vs. Marshall	1930
	98	Gary Hayman at Maryland	1973
	98	Saquon Barkley vs. Indiana	2017

KICK RETURN AVERAGE, CAREER

(Min. 15 returns)

1.	29.6	Larry Joe	1946-48
2.	28.8	Curt Warner	1979-82
3.	28.4	Charlie Pittman	1967-69
4.	27.8	Saquon Barkley	2015-17
5.	26.9	Gary Hayman	1972-73
6.	26.3	Blair Thomas	1985-87, 89
7.	25.7	Roger Kochman	1959-62
8.	25.6	Chaz Powell	2008-11
9.	24.6	Lydell Mitchell	1969-71
10.	24.4	Shelly Hammonds	1990-93
--	23.8	Nicholas Singleton	2022-pres.

PUNT RETURN AVERAGE, CAREER

(Min. 15 returns)

1.	17.8	Jahan Dotson	2018-21
2.	17.6	Rob Younker	1953-54
3.	16.5	Wally Triplett	1946-48
4.	15.9	Don Jonas	1958-61
5.	15.8	Lenny Moore	1953-55
6.	15.3	Dick Hoak	1958-60
7.	14.6	Daequan Hardy	2019-pres.
8.	14.0	Mike Archie	1992-95
9.	13.7	Jimmy Cefalo	1974-77
10.	13.2	Dennis Onkotz	1967-69

PUNT RETURN AVERAGE, SEASON

(Min. 6 returns)

1.	24.6	Jahan Dotson	2020
2.	21.4	Don Jonas	1960
3.	19.2	Gary Hayman	1973
4.	17.5	Lenny Moore	1953
5.	17.0	Shorty Miller	1912
6.	16.1	Rob Younker	1954
7.	16.0	Bob Pollard	1951
8.	15.7	Dick Hoak	1959
9.	15.2	Matt Suhey	1978
10.	14.6	O.J. McDuffie	1989
	14.6	Daequan Hardy	2023

SCORING

CAREER SCORING

	Points	TD	PAT	FG		
1.	425	1	*183	78	Kevin Kelly	2005-08
2.	342	0	195	49	Jake Pinegar	2018-22
3.	318	53	0	0	Saquon Barkley	2015-17
4.	282	0	132	50	Craig Fayak	1990-93
5.	276	0	141	45	Brett Conway	1993-96
6.	271	0	109	54	Sam Ficken	2011-14
7.	261	0	144	39	Tyler Davis	2015-17
8.	258	0	117	47	Travis Forney	1996-99
9.	246	41	0	0	Lydell Mitchell	1969-71
10.	232	0	115	39	Robbie Gould	2001-04
--	176	29	0	0	Nicholas Singleton	2022-pres.

*2-pt conversion run; **2-pt conversion reception

SEASON SCORING

	Points	TD	PAT	FG	
1.	174	29	0	0	Lydell Mitchell 1971
2.	140	23	**0	0	Larry Johnson 2002
3.	138	23	0	0	Ki-Jana Carter 1994
	138	23	0	0	Saquon Barkley 2017
5.	132	22	0	0	Saquon Barkley 2016
6.	128	0	62	22	Tyler Davis 2016
7.	122	20	**0	0	Curtis Enis 1997
8.	120	0	60	20	Kevin Kelly 2008
9.	119	11	—	—	Pete Mauthe 1909
10.	116	19	*0	0	Richie Anderson 1992

DEFENSE

CAREER TACKLES FOR LOSS

(Since 1975)

1.	70.0	Courtney Brown	1996-99
2.	51.0	Brandon Short	1996-99
3.	45.0	Larry Kubin	1977-80
4.	43.0	Bruce Clark	1976-79
	43.0	Justin Kurpeikis	1997-00
6.	42.0	Michael Haynes	1999-02
7.	41.0	Shane Conlan	1983-86
8.	39.0	LaVar Arrington	1997-99
	39.0	Jimmy Kennedy	1999-02
10.	38.0	Anthony Zettel	2012-15
11.	37.0	Yetur Gross-Matos	2017-19
12.	36.0	Matt Millen	1976-79
	36.0	Tamba Hali	2002-05
14.	34.0	Paul Posluszny	2003-06
	34.0	Dan Connor	2004-07
--	24.0	Abdul Carter	2022-pres.

CAREER SACKS

(Since 1975)

1.	33.0	Courtney Brown	1996-99
2.	30.0	Larry Kubin	1977-80
3.	25.5	Shane Conlan	1983-86
	25.5	Michael Haynes	1999-02
5.	24.5	Tyoka Jackson	1990-93
6.	22.0	Matt Millen	1976-79
7.	21.0	Todd Atkin	1992-95
8.	20.5	Shaka Toney	2017-20
9.	20.0	Rich McKenzie	1989-92
	20.0	Anthony Zettel	2012-15
11.	19.0	Bruce Clark	1976-79
	19.0	LaVar Arrington	1997-99
	19.0	Jay Alford	2003-06
	19.0	Yetur Gross-Matos	2017-19
15.	18.0	Don Graham	1983-86
	18.0	Bob White	1983-86
--	14.0	Abdul Carter	2022-pres.

LONGEST INTERCEPTION RETURNS

1.	99*	Michael Mauti at Illinois	2012
2.	98	Wayne Berfield at Boston	1958
3.	91	Mark Robinson at Pittsburgh	1981
4.	90*	Alan Zemaitis at Purdue	2003
5.	87	Ji'Air Brown at Maryland	2021
6.	85	Tom Silvano vs. Gettysburg	1934
	85	Scott Radevic at West Virginia	1982
8.	83	Yaacov Yisrael at Iowa	2003
9.	82	Coop French at Penn	1929</

GAME RECAPS



Game 1

Penn State (1-0, 0-0)	34
West Virginia (0-1, 0-0)	12

August 31, 2024 • 62,084

Milan Puskar Stadium • Morgantown, W. Va.

	1	2	3	4	OT	Final
PSU	0	20	7	7	0	34
WVU	0	6	0	6	0	12

	PSU	WVU
First Downs	21	19
Rushes-Yards	42-222	37-85
Passing Yards	235	161
Comp-Att-Int	12-18-0	15-29-1
Total Offense	457	246
Plays	60	66
Fumbles (#-Lost)	1-1	4-2
Penalties (#-Lost)	8-60	1-5
Possession Time	30:25	29:35
3rd Down Conv.	5-11	4-14
Red Zone	3-3	3-4

Passing (Comp-Att-TD-Int-Yds)

PSU: Allar 11-17-3-0-216; Pribula 1-1-1-0-19.
WVU: Greene 15-28-0-0-161; Marchiol 0-1-0-1-0.

Rushing (Att-Yds-TD)

PSU: Singleton 13-114-1; Allar 6-44-0.
WVU: Donaldson 12-42-1; White 8-33-0.

Receiving (Rec-Yds-TD)

PSU: Wallace III 5-117-2; Warren 3-30-1; Evans 2-55-0.
WVU: Ray 4-37-0; Fox 2-41-0; Clement 2-34-0.

Scoring Summary

Quarter, Time	Play	Score
2Q, 14:53	PSU Wallace 50 yd pass Allar	6-0
2Q, 9:46	PSU Allen 20 yd pass Allar	13-0
2Q, 6:15	WVU Hayes 38 yd field goal	13-3
2Q, 0:37	WVU Hayes 39 yd field goal	13-6
2Q, 0:06	PSU Wallace 18 yd pass Allar	20-6
3Q, 10:16	PSU Singleton 40 yd rush	27-6
4Q, 12:49	WVU Donaldson 1 yd rush	27-12
4Q, 9:00	PSU Warren 19 yd pass Pribula	34-12

Game 2

Penn State (2-0, 0-0)	34
Bowling Green (0-2, 0-0)	27

September 7, 2024 • 103,861

Beaver Stadium • University Park, Pa.

	1	2	3	4	OT	Final
BGSU	10	14	0	3	0	27
PSU	7	13	7	7	0	34

	BGSU	PSU
First Downs	20	21
Rushes-Yards	26-121	37-234
Passing Yards	254	204
Comp-Att-Int	25-40-2	13-20-1
Total Offense	375	438
Plays	66	57
Fumbles (#-Lost)	0-0	1-0
Penalties (#-Lost)	3-18	7-76
Possession Time	32:00	28:00
3rd Down Conv.	7-14	2-9
Red Zone	3-3	3-4

Passing (Comp-Att-TD-Int-Yds)

PSU: Allar 13-20-2-1-204.
BGSU: Bazalak 25-39-2-2-254.

Rushing (Att-Yds-TD)

PSU: Singleton 13-119-1; Allen 14-101-0.
BGSU: Patterson 16-57-0; Johnson 5-46-1.

Receiving (Rec-Yds-TD)

PSU: Warren 8-146-0; Evans 2-34-1; Singleton 1-14-1.
BGSU: Fannin 11-137-1; Johnson 8-81-1; Pegues 3-11-0.

Scoring Summary

Quarter, Time	Play	Score
1Q, 12:39	BGSU Fannin 6 yd pass Bazalak	0-7
1Q, 10:14	PSU Allar 5 yd rush	7-7
1Q, 4:50	BGSU Kleather 33 yd field goal	7-10
2Q, 12:48	BGSU Johnson 15 yd pass Bazalak	7-17
2Q, 11:48	PSU Evans 29 yd pass Allar	14-17
2Q, 5:28	PSU Sahaydak 43 yd field goal	17-17
2Q, 3:32	BGSU Johnson 41 yd rush	17-24
2Q, 0:10	PSU Sahaydak 28 yd field goal	20-24
3Q, 6:13	PSU Singleton 14 yd pass Allar	27-24
4Q, 4:09	PSU Singleton 41 yd rush	34-24
4Q, 0:47	BGSU Kleather 42 yd field goal	34-27

Game 3

Penn State (3-0, 0-0)	56
Kent State (0-4, 0-0)	0

September 21, 2024 • 109,526

Beaver Stadium • University Park, Pa.

	1	2	3	4	OT	Final
KENT	0	0	0	0	0	0
PSU	7	21	14	14	0	56

	KENT	PSU
First Downs	6	40
Rushes-Yards	30-49	50-309
Passing Yards	18	409
Comp-Att-Int	2-13-0	24-31-1
Total Offense	67	718
Plays	43	81
Fumbles (#-Lost)	1-0	1-0
Penalties (#-Lost)	2-20	7-65
Possession Time	24:19	35:41
3rd Down Conv.	1-11	8-10
Red Zone	0-0	7-7

Passing (Comp-Att-TD-Int-Yds)

PSU: Allar 17-21-3-0-309; Pribula 6-9-1-1-83.
KENT: Sherrod 2-6-0-0-18; Ulatowski 0-6-0-0-0.

Rushing (Att-Yds-TD)

PSU: Singleton 11-81-0; Allen 11-66-0.
KENT: Harris 10-20-0; Thomas 4-16-0.

Receiving (Rec-Yds-TD)

PSU: Warren 5-50-0; Evans 4-116-1; Clifford 3-64-1.
KENT: Banks 1-13; Floriea 1-5.

Scoring Summary

Quarter, Time	Play	Score
1Q, 2:38	PSU Warren 16 yd pass Allar	7-0
2Q, 5:49	PSU Singleton 17 yd pass Warren	14-0
2Q, 1:29	PSU Clifford 14 yd pass Allar	21-0
2Q, 0:15	PSU Allar 5 yd rush	28-0
3Q, 13:13	PSU Evans 59 yd pass Allar	35-0
3Q, 4:55	PSU Dinkins 13 yd pass Pribula	42-0
4Q, 9:21	PSU Wallace 1 yd rush	49-0
4Q, 1:25	PSU Pribula 1 yd rush	56-0

GAME RECAPS



Game 4

Penn State (4-0, 1-0)	21
Illinois (4-1, 1-1)	7

Game 5

Penn State (5-0, 2-0)	27
UCLA (1-4, 0-3)	11

September 28, 2024 • 109,911
Beaver Stadium • University Park, Pa.

October 5, 2024 • 110,047
Beaver Stadium • University Park, Pa.

	1	2	3	4	OT	Final
ILL	7	0	0	0	0	7
PSU	7	0	7	7	0	21

	1	2	3	4	OT	Final
UCLA	0	3	0	8	0	11
PSU	0	14	10	3	0	27

	ILL	PSU
First Downs	17	24
Rushes-Yards	32-34	44-239
Passing Yards	185	135
Comp-Att-Int	16-25-1	15-21-0
Total Offense	219	374
Plays	57	65
Fumbles (#-Lost)	2-1	0-0
Penalties (#-Lost)	9-60	6-63
Possession Time	26:11	33:49
3rd Down Conv.	4-13	6-11
Red Zone	1-2	3-4

	UCLA	PSU
First Downs	14	18
Rushes-Yards	29-93	30-85
Passing Yards	167	237
Comp-Att-Int	22-30-0	17-24-0
Total Offense	260	322
Plays	59	54
Fumbles (#-Lost)	1-0	0-0
Penalties (#-Lost)	5-45	2-20
Possession Time	32:57	27:03
3rd Down Conv.	6-15	7-12
Red Zone	2-3	4-4

Passing (Comp-Att-TD-Int-Yds)

PSU: Allar 15-21-0-0-135.
ILL: Altmyer 16-25-1-1-185.

Rushing (Att-Yds-TD)

PSU: Allen 18-102-1; Singleton 16-94-1.
ILL: Feagin 13-64-0; McCray 3-(-2)-0.

Receiving (Rec-Yds-TD)

PSU: Warren 4-34-0; Wallace III 3-38-0.
ILL: Franklin 4-49-0; Beatty 2-39-0.

Scoring Summary

Quarter, Time	Play	Score
1Q, 9:36	ILL Goda 4 yd pass Altmyer	0-7
1Q, 5:34	PSU Warren 3 yd rush	7-7
3Q, 8:38	PSU Singleton 4 yd rush	14-7
4Q, 1:55	PSU Allen 5 yd rush	21-7

Passing (Comp-Att-TD-Int-Yds)

PSU: Allar 17-24-1-0-237.
UCLA: Martin 22-30-1-0-167.

Rushing (Att-Yds-TD)

PSU: Allen 21-78-1; Allar 4-(-3)-1.
UCLA: Berger 9-38-0; Jones 5-38-0.

Receiving (Rec-Yds-TD)

PSU: Clifford 3-107-0; Warren 3-29-1.
UCLA: Loya 6-57-1; Harden 5-59-0.

Scoring Summary

Quarter, Time	Play	Score
2Q, 6:40	PSU Allar 1 yd rush	7-0
2Q, 2:51	UCLA Bhaghani 25 yd field goal	7-3
2Q, 0:20	PSU Warren 5 yd pass Allar	14-3
3Q, 8:36	PSU Barker 25 yd field goal	17-3
3Q, 2:57	PSU Allen 1 yd rush	24-3
4Q, 8:17	PSU Barker 40 yd field goal	27-3
4Q, 0:16	UCLA Loya 1 yd pass Martin	17-11



DREW ALLAR 15

Quarterback | 6-5 | 235
Junior
Medina, Ohio/Medina
Major: Recreation, Park and Tourism Management

CAREER NOTES & RECORDS

Career: National Records Set: Opened his collegiate career with 311 passing attempts without an interception, an FBS record, bettering Baylor's Robert Griffin III's 209 attempts in 2008. **Rankings:** Currently ranks first in school history in career completion percentage (61.8) and interception percentage (0.54), second in passing efficiency (145.4), fourth in touchdown pass percentage (6.88), eighth in winning percentage as a starter (83.3), tied for eighth in 200-yard passing games (11), 10th in passing touchdowns (38), tied for 10th in touchdowns responsible for (46), and 13th in passing yards (4,076), pass attempts (552) and total offense (4,423). **Notable:** Owns 12 career games with multiple touchdown passes, seven games with three or more and two games with four or more...Has two career 300-yard passing games and 11 200-yard passing games...Owns seven career games with both a passing touchdown and a rushing touchdown.

Season: National: 2023: Joined Tennessee's Hendon Hooker (2022) as the only FBS quarterbacks ever to throw 25+ touchdown passes and 2 or less interceptions in a season...Began the season with 251 pass attempts without an interception, the sixth-most to start a season since 2000, trailing only Louisiana Tech's Colby Cameron (428; 2012), Oregon's Marcus Mariota (285; 2013), Western Kentucky's Tyrrell Pigrome (278; 2020), NC State's Ryan Finley (274; 2017) and West Virginia's Geno Smith (273; 2012). **Big Ten: 2023:** Became the only Big Ten quarterback, since 2000, to start a season with 175+ pass attempts and no interceptions. **Records Set: 2023:** Posted the lowest interception percentage (0.51) in a single season in Penn State history...Became the first quarterback in school history to throw for 10 or more touchdowns before throwing an interception in a season. **Rankings: 2023:** Finished third in a single season at Penn State in touchdown passes (25), fifth in touchdowns responsible for (29), sixth in completions (233), seventh in attempts (389), ninth in completion percentage (59.9) and tied for ninth in 200+ yard passing games (7).

Game: 2023: In the season-opening win over West Virginia (9/2), became the first Penn State quarterback to throw for at least 300 yards in his first career start since Michael Robinson threw for 379 yards vs. Wisconsin in 2003...Was the first Penn State quarterback to throw for at least 300 yards in a season opener since Christian Hackenberg's 454 passing yards against UCF in 2014.

2024 JUNIOR SEASON

Awards: Preseason: Named to the Davey O'Brien Award, Johnny Unitas Golden Arm Award, Manning Award and Maxwell Award watch lists. **Season:** Tabbed to the Davey O'Brien Award Great 8 and Manning Award Star of the Week (8/31 - West Virginia).

Season: Has started five games...Is 73-for-103 for 1,101 yards with nine touchdowns and one interception...Has rushed for 89 yards on 26 carries with three scores...Owns four 200-yard passing games, a 300-yard passing game and three multi-touchdown passing games...Has 18 completions of 20-plus yards...Named the coaching staff's Offensive Player of the Game twice (West Virginia - 8/31; Kent State - 9/7)...Voted a team captain.

at West Virginia (8/31): Completed 11-of-17 passes for 216 yards and three touchdowns...Added six rushes for 44 yards, averaging 7.3 yards per rush...Threw a 50-yard touchdown pass to Harrison Wallace III early in the second quarter...Connected with Kaytron Allen on a 20-yard touchdown in the second quarter...Tossed an 18-yard touchdown to Wallace late in the second quarter...Completed six passes of 20+ yards. **Bowling Green (9/7):** Threw for 204 yards on 13-for-20 passing for two touchdowns and one interception...Also recorded a 5-yard rushing touchdown in the first quarter...Connected with Omari Evans on a 29-yard touchdown in the second quarter and tossed a 14-yard touchdown pass to Nicholas Singleton in the third quarter. **Kent State (9/21):** Completed 17-of-21 passes for 309 yards and three touchdowns, while adding a rushing score...Posted five completions of 20+ yards...Connected with Tyler Warren on a 16-yard touchdown pass in the first quarter, threw a 14-yard touchdown pass to Liam Clifford in the second quarter and added a 59-yard touchdown pass to Omari Evans in the third quarter...Also scored on a 5-yard rush in the second quarter. **Illinois (9/28):** Was 15-of-21 for 135 yards...Had a long completion of 20 yards to Wallace in the first quarter. **UCLA (10/5):** Completed 17-of-24 passes for 237 yards and a touchdown...Connected on a 5-yard touchdown pass to Warren in the second quarter...Scored on a 1-yard run in the second quarter...Had four 20+ yard completions give him 18 completions of 20+ yards this season

ALLAR'S CAREER PASSING STATISTICS

	C-A	Yds.	%	TD-INT	YPG	LG
2022	35-60	344	58.3	4-0	34.4	32
2023	233-389	2,631	59.9	25-2	202.4	75
2024	73-103	1,101	70.9	9-1	220.2	59
Career	341-552	4,076	61.8	38-3	145.6	75

ALLAR'S CAREER OFFENSIVE STATISTICS

	Att.-Yds.	Avg.	TD	LG	Rec.-Yds.	Avg.	TD	LG
2022	18-52	2.9	1	19	-	-	-	-
2023	74-206	2.8	4	24	2-14	7.0	-	10
2024	26-89	3.4	3	15	-	-	-	-
Career	118-347	2.9	8	24	2-14	7.0	-	10

ALLAR'S CAREER HIGHS

Pass Completions: 25; Twice: Last at Maryland, 11/4/23
Pass Attempts: 42; Ohio State, 10/21/23
Passing Yards: 325; West Virginia, 9/2/23
Passing Touchdowns: 4; Twice: Last at Maryland, 11/4/23
Long Pass: 75 yards; vs. Ole Miss, 12/30/23
Rushing Attempts: 10; Michigan, 11/11/23
Rushing Yards: 49; Michigan, 11/11/23
Rushing Touchdowns: 1; Seven Times: Last Kent State, 9/23/24
Longest Rush: 24 yards; vs. Ole Miss, 12/30/23



KAYTRON ALLEN 13

Running Back | 5-11 | 220
Junior
Norfolk, Va./IMG Academy (Fla.)
Major: African American Studies

CAREER NOTES & RECORDS

Career: Rankings: Has 2,136 career rushing yards, good for 17th all-time at Penn State. **Notable:** Owns six career 100-yard rushing games...Has three career games with multiple rushing touchdowns.

Season: Records Set: In 2022, Allen (867) and Nicholas Singleton (1,061) became the first true freshman teammates in Big Ten history each with 700 or more rushing yards in a single season. **2022:** Finished with 10 rushing touchdowns, good for second, to Singleton (12), for most rushing touchdowns by a freshman in program history...The 867 rushing yards were the fourth-most by a Penn State freshman in a single season...Allen and Singleton became the only Penn State duo to each rush for 850+ yards in a season and one of three 800+ rushing yard duos: 2022 (Singleton, 1,061; Allen, 867), 2013 (Zach Zwinak, 989; Bill Belton, 803), 2005 (Tony Hunt, 1,047; Michael Robinson, 806).

Game: 2022: In the win at Indiana (11/5), became the first Penn State freshman with three rushing touchdowns in a game since Austin Scott against Kent State in 2003...His three rushing scores against the Hoosiers were the most by a Nittany Lion since Journey Brown's three scores against Rutgers in 2019...Allen and Nicholas Singleton each scored two touchdowns against Auburn (9/16), becoming the only Penn State freshmen to both score two rushing touchdowns in a game since at least 2000.

2024 JUNIOR SEASON

Awards: Preseason: Named to the Doak Walker Award watch list.

Season: Has appeared in five games, rushing for 367 yards on 74 carries with two touchdowns, while adding a 20-yard touchdown reception... Named the coaching staff's Offensive Player of the Game (Illinois - 9/28).

at West Virginia (8/31): Hauled in a 20-yard touchdown reception in the second quarter. **Bowling Green (9/7):** Finished with 101 yards rushing on 14 carries...Had a 26-yard run on Penn State's opening drive and added a 26-yard run in the third quarter. **Kent State (9/21):** Ran for 66 yards on 11 carries. **Illinois (9/28):** Toted the ball for 102 yards on 18 carries...Surpassed the 2,000 career rushing yards mark...Tallied a 5-yard rushing score in the fourth quarter. **UCLA (10/5):** Finished the game with 78 yards on 21 attempts and one touchdown...Score came on a 1-yard run in the third quarter.

ALLEN'S CAREER STATISTICS

	Att.-Yds.	Avg.	TD	LG	Rec.-Yds.	Avg.	TD	LG
2022	167-867	5.2	10	59	20-188	9.4	1	45
2023	172-902	5.2	6	50	14-81	5.8	1	15
2024	74-367	5.0	2	26	2-21	10.5	1	20
Career	413-2,136	5.2	18	59	36-290	8.1	3	45

➤ ALLEN'S CAREER HIGHS

Rushing Attempts	21; Four Times: Last UCLA, 10/5/24
Rushing Yards	137; at Michigan State, 11/24/23
Rushing Touchdowns	3; at Indiana, 11/5/22
Longest Rush	59 yards; at Rutgers, 11/19/22
Receptions	3; Five Times: Last at Michigan State, 11/24/23
Receiving Yards	72; at Indiana, 11/5/22
Receiving Touchdowns	1; Three Times: Last at West Virginia, 8/31/24
Longest Reception	45 yards; at Indiana, 11/5/22



KALEB ARTIS58

Defensive Tackle | 6-4 | 325
Redshirt Sophomore
Westbury, N.Y./St. Francis Prep
Major: Media Studies

➤ 2024 ➤ REDSHIRT SOPHOMORE SEASON

Season: Has appeared in five games, primarily on special teams...Named the coaching staff's Developmental Squad Defensive Player of the Week twice (Bowling Green - 9/7; Illinois - 9/28).


Kent State (9/21): Made a pair of tackles.

ARTIS' CAREER STATISTICS

	UT-AT	TT	FF	FR	I	PBU	SACK	TFL
2023	0-3	3	-	-	-	-	-	0.5-1
2024	1-1	2	-	-	-	-	-	-
Career	1-4	5	-	-	-	-	-	0.5-1

➤ ARTIS' CAREER HIGHS

Tackles	2; Twice: Last Kent State, 9/21/24
Tackles for Loss	0.5; at Michigan State, 11/24/23



RYAN BARKER94

Kicker | 6-2 | 195
Redshirt Freshman
Landenberg, Pa./Kennett
Major: Division of Undergraduate Studies

➤ 2024 ➤ REDSHIRT FRESHMAN SEASON

Season: Has appeared in three games...Is 2-for-2 on field goals and 5-for-5 on extra points...Named the coaching staff's Special Teams Player of the Game (UCLA, 10/5).

Kent State (9/21): Had a 61-yard kickoff and converted an extra-point attempt. **Illinois (9/28):** Converted on an extra-point. **UCLA (10/5):** Was 2-for-2 on field goals and 3-for-3 on extra points... Hit a career-long 40-yard field goal in the fourth quarter to go along with a 25-yard field goal in the third quarter.

BARKER'S CAREER KICKING STATISTICS

	FGM-A	%	0-19	20-29	30-39	40-49	50+	LG	XP	PTS
2024	2-2	1.000	-	1-1	-	1-1	-	40	5-5	11
Career	2-2	1.000	-	1-1	-	1-1	-	40	5-5	11

BARKER'S CAREER KICKOFF STATISTICS

	KO	Yds.	Avg.	TB	OB
2024	1	61	61.0	-	-
Career	1	61	61.0	-	-

➤ BARKER'S CAREER HIGHS

Points Scored	8; UCLA, 10/5/24
PATs Made	3; UCLA, 10/5/24
PATs Attempted	3; UCLA, 10/5/24
Field Goals Made	2; UCLA, 10/5/24
Field Goals Attempted	2; UCLA, 10/5/24
Longest Field Goal	40; UCLA, 10/5/24
Kickoffs	1; Kent State, 9/21/24
Kickoff Yards	61; Kent State, 9/21/24
Kickoff Average	61.0; Kent State, 9/21/24



HAKEEM BEAMON51

Defensive Tackle | 6-3 | 296
Redshirt Senior +
Midlothian, Va./Manchester
Major: Rehabilitation and Human Services

➤ 2024 ➤ REDSHIRT SENIOR (+) SEASON

Season: Has appeared in five games...Owns three tackles and 1.5 tackles for loss.

at West Virginia (8/31): Assisted on a tackle for loss. **Kent State (9/21):** Posted a tackle. **Illinois (9/28):** Recorded a tackle for loss.

BEAMON'S CAREER STATISTICS

	UT-AT	TT	FF	FR	I	PBU	SACK	TFL
2019	1-1	2	-	-	-	-	-	-
2020	4-3	7	-	-	-	-	-	1.5-2
2021	-	-	-	-	-	-	-	-
2022	8-8	16	-	-	-	4	-	6.0-16
2023	8-4	12	-	-	-	-	1.0-8	1.5-9
2024	1-2	3	-	-	-	-	-	1.5-5
Career	22-18	40	-	-	-	4	1.0-8	10.5-32

➤ BEAMON'S CAREER HIGHS

Tackles	3; Twice: Last Michigan State, 11/26/22
Tackles for Loss	1.5; at Rutgers, 11/19/22
Sacks	1; at Maryland, 11/4/23
Pass Breakups	2; Northwestern, 10/1/22



ANTOINE BELGRAVE-SHORTER23

Cornerback | 6-0 | 194
Freshman
Jacksonville, Fla./Mandarin
Major: Division of Undergraduate Studies

➤ 2024 ➤ TRUE FRESHMAN SEASON

Season: Has appeared in one game.



ALEX BIRCHMEIER63

Offensive Line | 6-5 | 300
Redshirt Freshman
Ashburn, Va./Broad Run
Major: Division of Undergraduate Studies

➤ 2024 ➤ REDSHIRT FRESHMAN SEASON

Season: Has appeared in five games, primarily on special teams.



TY BLANDING 39

Defensive Tackle | 6-1 | 292
Redshirt Freshman
Bronx, N.Y./Christ the King
Major: Division of Undergraduate Studies

2024 REDSHIRT FRESHMAN SEASON

Season: Has appeared in two games.
Kent State (9/21): Recorded a tackle for loss.

BLANDING'S CAREER STATISTICS

	UT-AT	TT	FF	FR	I	PBU	SACK	TFL
2023	-	-	-	-	-	-	-	-
2024	1-0	1	-	-	-	-	-	1-1
Career	1-0	1	-	-	-	-	-	1-1

BLANDING'S CAREER HIGHS

Tackles.....1; Kent State, 9/21/24
Tackles for Loss1; Kent State, 9/21/24



EAGAN BOYER 64

Offensive Line | 6-8 | 273
Freshman
Cornelius, N.C./Hough
Major: Division of Undergraduate Studies

TRUE FRESHMAN SEASON

Season: Has appeared in one game.



ABDUL CARTER 11

Defensive End | 6-3 | 252
Junior
Philadelphia, Pa./La Salle College High School
Major: Communication Arts and Sciences

CAREER NOTES & RECORDS

Season: 2022: Joined Deion Barnes (10 TFL, 6 sacks; 2012) as the only Penn State freshmen to record 10-plus tackles for loss and 6-plus sacks in a season...Was one of eight linebackers (10 instances) to put up 10-plus tackles for loss and 6-plus sacks in a season at Penn State...Became the first PSU linebacker since Dan Connor (15 TFL, 6.5 sacks; 2007) to reach the milestone.

Game: 2024: Posted four tackles for loss against Illinois (9/28), the first Penn State player to do so in a game since Yetur Gross-Matos against Iowa in 2018.

2024 JUNIOR SEASON

Awards: Weekly: Named the Bednarik Award and Nagurski Trophy Defensive Player of the Week (Illinois - 9/28)...Earned Big Ten Defensive Player of the Week honors (Illinois - 9/28). Preseason: Named to the Bednarik Award, Butkus Award, Lombardi Award, Lott IMPACT Trophy, Nagurski Trophy, Reese's Senior Bowl and Walter Camp Player of the Year Award watch lists.

Season: Has started five games...Owns 22 tackles (18 solo), 8.0 tackles for loss, three sacks, a forced fumble and two pass breakups...Named the coaching staff's Defensive Player of the Game twice (Kent State - 9/21; Illinois - 9/28).

at West Virginia (8/31): Made a solo tackle. Bowling Green (9/7): Posted seven tackles (5 solo) with one tackle for loss and a pass breakup...The pass breakup came on a batted down pass on fourth down in the second quarter. Kent State (9/21): Notched a solo sack in the second quarter...Added a half-tackle for loss later in the quarter. Illinois (9/28): Finished the game with a career-high four tackles for loss... Added two sacks and a forced a fumble on a sack late in the fourth quarter, which was recovered by Smith Vilbert...Also had a pass breakup. UCLA (10/5): Made three stops, including 1.5 tackles for loss.

CARTER'S CAREER STATISTICS

	UT-AT	TT	FF	FR	I	PBU	SACK	TFL
2022	36-20	56	2	-	-	4	6.5-59	10.5-64
2023	25-23	48	1	-	1	5	4.5-43	5.5-46
2024	14-8	22	1	-	-	2	3-12	8.0-34
Career	75-51	126	4	-	1	11	14.0-114	24.0-144

CARTER'S CAREER HIGHS

Tackles.....9; at Ohio State, 10/21/23
Tackles for Loss4; Illinois, 9/28/24
Sacks.....2; Three Times: Last Illinois, 9/28/24
Forced Fumbles.....1; Four Times: Last Illinois, 9/28/24
Interceptions.....1; at Illinois, 9/16/23
Long Interception Return18; at Illinois, 9/16/23
Pass Breakups1; 11 Times: Last Illinois, 9/28/24



BEN CHIZMAR 49

Linebacker | 6-0 | 224
Redshirt Junior
Gibsonia, Pa./Mars Area
Major: Security and Risk Analysis

2024 REDSHIRT JUNIOR SEASON

Season: Has appeared in one game.
Kent State (9/21): Assisted on a tackle.

CHIZMAR'S CAREER STATISTICS

	UT-AT	TT	FF	FR	I	PBU	SACK	TFL
2024	0-1	1	-	-	-	-	-	-
Career	0-1	1	-	-	-	-	-	-

CHIZMAR'S CAREER HIGHS

Tackles.....1; Kent State, 9/21/24



LIAM CLIFFORD 2

Wide Receiver | 6-1 | 208
Redshirt Junior
Maineville, Ohio/St. Xavier
Major: Advertising and Public Relations

2024 JUNIOR SEASON

Season: Has appeared in five games, making three starts...Owns eight receptions for 180 yards and a touchdown...Named the coaching staff's Offensive Player of the Week (UCLA, 10/5).

Kent State (9/21): Caught a 14-yard touchdown pass in the second quarter, his first career touchdown grab...Posted 64 yards on three receptions...Made a 38-yard reception in the second quarter. Illinois (9/28): Recorded nine yards on a pair of receptions. UCLA (10/5): Posted a career-high 107 receiving yards on three receptions for his first career 100-yard receiving game...Tallied a career-long 57-yard reception in the fourth quarter.

CLIFFORD'S CAREER STATISTICS

	Att.-Yds.	Avg.	TD	LG	Rec.-Yds.	Avg.	TD	LG
2022	-	-	-	-	8-89	11.1	-	20
2023	-	-	-	-	13-130	10.0	-	33
2024	-	-	-	-	8-180	22.5	1	57
Career	-	-	-	-	29-399	13.8	1	57

CLIFFORD'S CAREER HIGHS

Receptions3; Four Times: Last UCLA, 10/5/24
Receiving Yards107; UCLA, 10/5/24
Touchdowns1; Kent State, 9/21/24
Longest Reception57; UCLA, 10/5/24



AUDAVION COLLINS 29

Cornerback | 5-11 | 180
Redshirt Sophomore
Covington, Ga./Newton/Mississippi State
Major: Telecommunications

2024 JUNIOR SEASON

Season: Has appeared in five games.
at West Virginia (8/31): Made a solo tackle. Bowling Green (9/7): Assisted on a tackle. Kent State (9/21): Posted a solo tackle. UCLA (10/5): Made two tackles.

COLLINS' CAREER STATISTICS

	UT-AT	TT	FF	FR	I	PBU	SACK	TFL
2023	3-0	3	-	-	-	-	-	1.0-1
2024	3-2	5	-	-	-	-	-	-
Career	6-2	8	-	-	-	-	-	1.0-1

COLLINS' CAREER HIGHS

Tackles2; Twice: Last UCLA, 10/5/24
Tackles for Loss1.0; Delaware, 9/9/23



COOPER COUSINS 50

Offensive Line | 6-6 | 316
Freshman
Erie, Pa./McDowell
Major: Division of Undergraduate Studies

2024 TRUE FRESHMAN SEASON

Awards: Named a true freshman preseason All-American by 247Sports, ESPN and On3...Earned a spot on the Maxwell Football Club's Shaun Alexander Freshman of the Year watch list.
Season: Has appeared in five games.
Kent State (9/21): Saw significant action on the offensive line...Penn State had a school record 718 yards of offense...The Nittany Lions had a school record 40 first downs...Penn State's 409 passing yards are the fifth highest total in school history. Illinois (9/28): Saw time with the offense...Helped pave way for the offense to gain 239 yards on the ground with three rushing touchdowns...Kaytron Allen rushed for 102 yards and a touchdown, while Nicholas Singleton added 94 yards and a score.



JERRY CROSS 88

Tight End | 6-5 | 268
Redshirt Sophomore
Milwaukee, Wis./Rufus King
Major: Telecommunications

2024 REDSHIRT SOPHOMORE SEASON

Season: Has appeared in one game.



AMIEL DAVIS 30

Running Back | 6-0 | 214
Redshirt Junior
Voorhees, N.J./Eastern Regional/Marist College
Major: Biobehavioral Health

2024 REDSHIRT JUNIOR SEASON

Season: Has appeared in one game.



NICK DAWKINS 53

Offensive Line | 6-4 | 298
Redshirt Senior
Allentown, Pa./Parkland
Major: Organization Development and Change Essentials

2024 REDSHIRT SENIOR SEASON

Season: Has started five games at center...Voted a team captain.
at West Virginia (8/31): Made first career start...Penn State gained 457 yards on 60 plays (7.6 yards per play)...The Nittany Lions threw for 235 yards and rushed for 222 yards, while not allowing a sack... PSU tallied eight runs of 10+ yards. Bowling Green (9/7): Penn State had nine plays of 20+ yards (five passes, four rushes)...PSU collected 438 total yards, throwing for 204 yards and rushing for 234 yards... The Nittany Lions had two 100-yard rushers (Nicholas Singleton - 119; Kaytron Allen - 101). Kent State (9/21): Penn State had a school record 718 yards of offense...The Nittany Lions had a school record 40 first downs...Penn State's 409 passing yards are the fifth highest total in school history. Illinois (9/28): Helped pave way for the offense to gain 239 yards on the ground with three rushing touchdowns... Kaytron Allen rushed for 102 yards and a touchdown, while Nicholas Singleton added 94 yards and a score. UCLA (10/5): Penn State totaled four plays of 20+ yards on offense...The Nittany Lions scored on a 16-play, 82-yard drive, covering 8:36 in the second quarter, PSU's longest drive by time since a 9:04 drive against Indiana in 2019.



DOMINIC DELUCA 0

Linebacker | 6-1 | 230
Redshirt Junior
West Pittston, Pa./Wyoming Area
Major: Agribusiness Management

2024 REDSHIRT JUNIOR SEASON

Season: Has appeared in four games, making one start...Has made seven tackles and an assist on a tackle for loss...Voted a team captain.
at West Virginia (8/31): Posted five total tackles (2 solo). Bowling Green (9/7): Assisted on a tackle. UCLA (10/5): Assisted on a tackle for loss...Added a quarterback hurry.

DELUCA'S CAREER STATISTICS

	UT-AT	TT	FF	FR	I	PBU	SACK	TFL
2022	18-11	29	-	-	-	1	1.0-3	2.0-6
2023	17-12	29	2	-	2	3	1.0-5	4.5-14
2024	2-5	7	-	-	-	-	-	0.5-0
Career	37-28	65	2	-	2	4	2.0-8	7.0-20

DELUCA'S CAREER HIGHS

Tackles6; at Illinois, 9/16/23
Tackles for Loss1.5; at Rutgers, 11/19/22
Sacks1; Twice: Last West Virginia, 9/2/23
Forced Fumbles1; Twice: Last Iowa, 9/23/23
Interceptions1; Twice: Last at Maryland, 11/4/23
Long Interception Return35; at Maryland, 11/4/23
Pass Breakups1; Four Times: Last at Maryland, 11/4/23
Blocked Kicks1; Twice: Last UMass, 10/14/23



TYSEER DENMARK 4

Wide Receiver | 5-10 | 177
Freshman
Philadelphia, Pa./Imhotep Charter
Major: Division of Undergraduate Studies

2024 FRESHMAN SEASON

Season: Has appeared in one game.

Kent State (9/21): Made a 13-yard grab

DENMARK'S CAREER STATISTICS

	Att.-Yds.	Avg.	TD	LG	Rec.-Yds.	Avg.	TD	LG
2024	-	-	-	-	1-13	13.0	-	13
Career	-	-	-	-	1-13	13.0	-	13

DENMARK'S CAREER HIGHS

Receptions.....1; Kent State, 9/21/24
Receiving Yards.....13;Kent State, 9/21/24
Longest Reception13 yards; Kent State, 9/21/24



DANI DENNIS-SUTTON 33

Defensive End | 6-5 | 266
Junior
Millsboro, Del./McDonogh School (Md.)
Major: Telecommunications

2024 JUNIOR SEASON

Awards: Preseason: Named to the Lott IMPACT Trophy watch list.

Season: Has started five games at defensive end...Owns eight tackles (5 solo) to go along with two sacks, one forced fumble, one fumble recovery and three pass breakups.

at West Virginia (8/31): Recovered a fumble in the fourth quarter...Added a pass breakup and solo tackle. Bowling Green (9/7): Posted a pair of tackles. Kent State (9/21): Recorded a strip-sack in the first quarter...Finished with two tackles. Illinois (9/28): Notched a solo sack on an intentional grounding call. UCLA (10/5): Had a career-best two pass breakups and added two quarterback hurries.

DENNIS-SUTTON'S CAREER STATISTICS

	UT-AT	TT	FF	FR	I	PBU	SACK	TFL
2022	11-6	17	-	-	1	1	3.0-21	3.5-22
2023	17-9	26	2	1	-	1	3.5-29	6.0-33
2024	5-3	8	1	1	-	3	2.0-10	2.0-10
Career	33-18	51	3	2	1	5	8.5-60	11.5-65

DENNIS-SUTTON'S CAREER HIGHS

Tackles.....6; Indiana, 10/28/23
Tackles for Loss2; Twice: Last Michigan, 11/11/23
Sacks.....2; Central Michigan, 9/24/22
Forced Fumbles.....1; Three Times: Last Kent State, 9/21/24
Fumble Recoveries1; Twice: Last at West Virginia, 8/31/24
Interceptions.....1; at Indiana, 11/5/22
Long Interception Return20; at Indiana, 11/5/22
Pass Breakups2; UCLA, 10/5/24



KHALIL DINKINS 16

Tight End | 6-4 | 252
Redshirt Junior
Wexford, Pa./North Allegheny
Major: Telecommunications

2024 REDSHIRT JUNIOR SEASON

Season: Has appeared in three games.

Bowling Green (9/7): Recorded a 7-yard reception. Kent State (9/21): Caught a 13-yard touchdown pass in the third quarter. UCLA (10/5): Made a 6-yard grab.

DINKINS' CAREER STATISTICS

	Att.-Yds.	Avg.	TD	LG	Rec.-Yds.	Avg.	TD	LG
2022	-	-	-	-	4-53	13.3	1	28
2023	-	-	-	-	5-57	11.4	2	16
2024	-	-	-	-	3-26	8.7	1	13
Career	-	-	-	-	12-136	11.3	4	28

DINKINS' CAREER HIGHS

Receptions.....1; 12 Times: Last UCLA, 10/5/24
Receiving Yards.....28; Ohio, 9/10/22
Receiving Touchdowns1; Four Times: Last Kent State, 9/21/24
Longest Reception28 yards; Ohio, 9/10/22



KOLIN DINKINS 31

Safety | 6-2 | 203
Redshirt Sophomore
Wexford, Pa./North Allegheny
Major: Telecommunications

2024 REDSHIRT SOPHOMORE SEASON

Season: Has appeared in five games on special teams.

DINKINS' CAREER STATISTICS

	UT-AT	TT	FF	FR	I	PBU	SACK	TFL
2023	1-0	1	-	-	-	-	-	-
2024	-	-	-	-	-	-	-	-
Career	1-0	1	-	-	-	-	-	-

DINKINS' CAREER HIGHS

Tackles.....1; West Virginia, 9/2/23



ANTHONY DONKOH 68

Offensive Line | 6-5 | 330
Redshirt Freshman
Aldie, Va./Lightridge
Major: Division of Undergraduate Studies

2024 REDSHIRT FRESHMAN SEASON

Season: Has started five games at right tackle.
at West Virginia (8/31): Made first career start...Penn State gained 457 yards on 60 plays (7.6 yards per play)...The Nittany Lions threw for 235 yards and rushed for 222 yards, while not allowing a sack... PSU tallied eight runs of 10+ yards. **Bowling Green (9/7):** Penn State had nine plays of 20+ yards (five passes, four rushes)...PSU collected 438 total yards, throwing for 204 yards and rushing for 234 yards... The Nittany Lions had two 100-yard rushers (Nicholas Singleton - 119; Kaytron Allen - 101). **Kent State (9/21):** Penn State had a school record 718 yards of offense...The Nittany Lions had a school record 40 first downs...Penn State's 409 passing yards are the fifth highest total in school history. **Illinois (9/28):** Helped pave way for the offense to gain 239 yards on the ground with three rushing touchdowns... Kaytron Allen rushed for 102 yards and a touchdown, while Nicholas Singleton added 94 yards and a score. **UCLA (10/5):** Penn State totaled four plays of 20+ yards on offense...The Nittany Lions scored on a 16-play, 82-yard drive, covering 8:36 in the second quarter, PSU's longest drive by time since a 9:04 drive against Indiana in 2019.



ZANE DURANT 28

Defensive Tackle | 6-1 | 288
Junior
Lake Nona, Fla./Lake Nona
Major: Human Development and Family Studies

2024 JUNIOR SEASON

Season: Has started five games at defensive tackle...Owns 12 tackles, five tackles for loss, 2.5 sacks and a pass breakup...Named the coaching staff's Defensive Player of the Game twice (Bowling Green - 9/7; Illinois - 9/28).
at West Virginia (8/31): Tallied four tackles (2 solo)...Recorded a solo sack in the third quarter and finished the game with 1.5 tackles for loss. **Bowling Green (9/7):** Assisted on a tackle. **Kent State (9/21):** Posted a tackle for loss...Added a quarterback hurry and pass breakup. **Illinois (9/28):** Recorded four solo stops, two tackles for loss and a sack...Solo sack came in the fourth quarter. **UCLA (10/5):** Assisted on two tackles and a tackle for loss.

DURANT'S CAREER STATISTICS

	UT-AT	TT	FF	FR	I	PBU	SACK	TFL
2022	1-4	5	-	-	-	-	1.0-8	1.0-8
2023	12-5	17	-	1	-	-	2.0-17	5.5-28
2024	7-5	12	-	-	-	1	2.5-24	5.0-30
Career	20-14	34	-	1	-	1	5.5-49	11.5-66

DURANT'S CAREER HIGHS

Tackles4; Four Times: Last Illinois, 9/28/24
Tackles for Loss 3.0; at Northwestern, 9/30/23
Sacks 1; Five Times: Last Illinois, 9/28/24
Fumble Recoveries 1; at Maryland, 11/4/23



TYLER DUZANSKY 48

Long Snapper | 6-4 | 216
Redshirt Junior
Glen Ellyn, Ill./St. Francis Prep
Major: Supply Chain and Information Systems

2024 REDSHIRT JUNIOR SEASON

Season: Has appeared in five games as Penn State's primary long snapper.
at West Virginia (8/31): Riley Thompson averaged 44.0 yards per punt on four punts. **Bowling Green (9/7):** Sander Sahaydak drilled a career-long 43-yard field goal in the second quarter and a 28 yarder late in the second quarter...Thompson blasted a 56-yard punt in the first quarter and finished the day averaging 47.0 yards on four punts. **Kent State (9/21):** Kicker Sander Sahaydak was 7-7 on extra-point attempts. **Illinois (9/28):** Thompson landed a punt inside the 10 in the second quarter. **UCLA (10/5):** Kicker Ryan Barker made both of his field goal attempts, including a 40-yarder, and three extra-point attempts.

DUZANSKY'S CAREER STATISTICS

	UT-AT	TT	FF	FR	I	PBU	SACK	TFL
2022	-	-	-	-	-	-	-	-
2023	5-1	6	-	-	-	-	-	-
2024	-	-	-	-	-	-	-	-
Career	5-1	6	-	-	-	-	-	-

DUZANSKY'S CAREER HIGHS

Tackles 2; Twice: Last vs. Ole Miss, 12/30/23



TYLER ELSDON 43

Linebacker | 6-2 | 230
Senior
Frackville, Pa./North Schuylkill
Major: Health Policy and Administration

2024 REDSHIRT FRESHMAN SEASON

Season: Has appeared in five games, making nine tackles.
at West Virginia (8/31): Assisted on four tackles. **Bowling Green (9/7):** Made three tackles and broke up a pass. **Kent State (9/21):** Broke up a pass. **Illinois (9/28):** Made two solo stops. **UCLA (10/5):** Collected five tackles.

ELSDON'S CAREER STATISTICS

	UT-AT	TT	FF	FR	I	PBU	SACK	TFL
2020	1-0	1	-	-	-	-	-	-
2021	9-2	11	-	-	-	-	-	-
2022	25-19	44	-	1	-	1	1.0-2	3.0-6
2023	16-5	21	-	1	-	2	-	1.0-3
2024	5-9	14	-	-	-	2	-	-
Career	56-35	91	-	2	-	5	1.0-2	4.0-9

ELSDON'S CAREER HIGHS

Tackles6; Three Times: Last vs. Utah, 1/2/23
Tackles for Loss 1.0; Three Times: Last at Maryland, 11/4/23
Sacks 1.0; at Rutgers, 11/19/22
Fumble Recoveries 1; Twice: Last at Ohio State, 10/21/23
Pass Breakups 1; Five Times: Last Kent State, 9/21/24



OMARI EVANS 5

Wide Receiver | 6-0 | 188
Junior
Killeen, Texas/Shoemaker
Major: Telecommunications

2024 JUNIOR SEASON

Awards: Preseason: Named to the Earl Campbell Tyler Rose Award watch list.
Season: Has appeared in five games...Owns 10 receptions for 220 yards and a two touchdowns.
at West Virginia (8/31): Posted two receptions, including a 55-yard catch late in the second quarter to set up a touchdown on the next play. **Bowling Green (9/7):** Made two grabs for 34 yards and a touchdown...Score came on a 29-yard catch in the second quarter. **Kent State (9/21):** Had a career-best 116 receiving yards on a career-high four receptions, marking his first career 100-yard receiving game...Had a 59-yard touchdown grab in the third quarter...Added a 38-yard reception in the second quarter. **Illinois (9/28):** Made a 12-yard catch. **UCLA (10/5):** Had a 3-yard catch.

EVANS' CAREER STATISTICS

	Att.-Yds.	Avg.	TD	LG	Rec.-Yds.	Avg.	TD	LG
2022	1-7	7.0	-	7	5-55	11.0	1	32
2023	-	-	-	-	4-94	23.5	1	60
2024	-	-	-	-	10-220	22.0	2	59
Career	1-7	7.0	-	7	19-369	19.4	4	60

EVANS' CAREER HIGHS

Receptions 4; Kent State, 9/21/24
Receiving Yards 116; Kent State, 9/21/24
Receiving Touchdowns 1; Four Times: Last Kent State, 9/21/24
Longest Reception 60; vs. Michigan State, 11/24/23
Rushing Attempts 1; Minnesota, 10/22/22
Rushing Yards 7; Minnesota, 10/22/22
Longest Rush 7; Minnesota, 10/22/22



JULIAN FLEMING 3

Wide Receiver | 6-2 | 308
Senior
Catawissa, Pa./Southern Columbia/Ohio State
Major: Communication Arts and Sciences

2024 SENIOR SEASON

Season: Has appeared in five games.
Bowling Green (9/7): Made a 3-yard reception. **Kent State (9/21):** Posted a 21-yard reception in the first quarter and a 39-yard reception in the second quarter. **Illinois (9/28):** Made two grabs for 9 yards. **UCLA (10/5):** Hauled in two catches for 27 yards.

FLEMING'S CAREER STATISTICS

	Att.-Yds.	Avg.	TD	LG	Rec.-Yds.	Avg.	TD	LG
2020*	-	-	-	-	7-74	10.6	-	23
2021*	-	-	-	-	12-86	7.2	1	17
2022*	-	-	-	-	34-533	15.7	6	79
2023*	-	-	-	-	26-270	10.4	-	37
2024	-	-	-	-	7-99	14.1	-	39
Career	-	-	-	-	86-1,062	12.3	7	79

FLEMING'S CAREER RETURN STATISTICS

	KR-Yds.	Avg.	TD	LG	PR-Yds.	Avg.	TD	LG
2020*	-	-	-	-	-	-	-	-
2021*	3-22	7.3	-	11	-	-	-	-
2022*	-	-	-	-	-	-	-	-
2023*	-	-	-	-	1-3	3.0	-	3
2024	-	-	-	-	-	-	-	-
Career	3-22	7.3	-	11	1-3	3.0	-	3

FLEMING'S CAREER HIGHS

Receptions 6; at Indiana, 9/2/23*
Receiving Yards 105; Iowa, 10/22/22*
Receiving Touchdowns 2; Toledo, 9/17/22*
Longest Reception 79 yards; Iowa, 10/22/22*
Kick Returns 2; at Michigan, 11/27/21*
Kick Return Yards 11; Twice: Last Michigan State, 11/20/21*
Long Kick Return 11; Twice: Last Michigan State, 11/20/21*
Punt Returns 1; Penn State, 10/21/23*
Punt Return Yards 3; Penn State, 10/21/23*
Long Punt Return 3; Penn State, 10/21/23*

* at Ohio State (2020-23)



MEHKI FLOWERS 80

Wide Receiver | 6-0 | 194
Redshirt Sophomore
Harrisburg, Pa./Central Dauphin East
Major: Recreation, Park an Tourism Management

2024 REDSHIRT FRESHMAN SEASON

Season: Has appeared in four games on special teams.

FLOWERS' CAREER STATISTICS

	Att.-Yds.	Avg.	TD	LG	Rec.-Yds.	Avg.	TD	LG
2023	-	-	-	-	-	-	-	-
2024	-	-	-	-	-	-	-	-
Career	-	-	-	-	-	-	-	-



ALONZO FORD JR. 50

Defensive Tackle | 6-2 | 319
Redshirt Senior
Richmond, Va./Varina/Old Dominion
Major: Criminology

2024 REDSHIRT SENIOR SEASON

Season: Has appeared in five games.
Bowling Green (9/7): Made a solo tackle. **Kent State (9/21):** Assisted on a tackle. **UCLA (10/5):** Tied a career high with seven tackles.


FORD'S CAREER STATISTICS

	UT-AT	TT	FF	FR	I	PBU	SACK	TFL
2021*	12-30	42	1	1	-	-	0.5-3	2.5-5
2022*	14-18	32	-	-	-	-	3.5-25	5.0-28
2023	-	-	-	-	-	-	-	-
2024	2-7	9	-	-	-	-	-	-
Career	27-52	79	1	1	-	-	4.0-28	7.5-33

FORD'S CAREER HIGHS

Tackles	7; Twice: Last UCLA, 10/5/24
Tackles for Loss	2.0; Twice: Last Liberty, 10/1/22*
Sacks	2.0; Liberty, 10/1/22*
Forced Fumbles	1; at Wake Forest, 9/3/21*
Fumble Recoveries	1; Buffalo, 9/25/21*

* at Old Dominion (2021-22).*




XAVIER GILLIAM

54

Defensive Tackle | 6-2 | 306
Freshman
Montgomery Village, Md./Quince Orchard
Major: Division of Undergraduate Studies

2024 TRUE FRESHMAN SEASON

Season: Has appeared in one game.



MAX GRANVILLE

18

Defensive End | 6-3 | 229
Freshman
Sugar Land, Texas/Fort Bend Christian Academy
Major: Division of Undergraduate Studies

2024 TRUE FRESHMAN SEASON

Season: Has appeared in one game.


Kent State (9/21): Broke up a pass on a quarterback hit.

GRANVILLE'S CAREER STATISTICS

	UT-AT	TT	FF	FR	I	PBU	SACK	TFL
2024	-	-	-	-	-	1	-	-
Career	-	-	-	-	-	1	-	-

GRANVILLE'S CAREER HIGHS

Pass Breakups1; Kent State, 9/21/24



A.J. HARRIS

4

Cornerback | 6-1 | 193
Sophomore
Phenix City, Ala./Central/Georgia
Major: Division of Undergraduate Studies

2024 SOPHOMORE SEASON

Season: Has played in five games at cornerback, making four starts...Owns 16 tackles, one interception and two pass breakups.

at West Virginia (8/31): Assisted on three tackles...Added a pass breakup. Bowling Green (9/7): Made four tackles. Illinois (9/28): Grabbed his first career interception in the fourth quarter and returned it 20 yards...Also recorded four tackles (2 solo) and broke up a pass. UCLA (10/5): Tallied a career-high five tackles (4 solo).


HARRIS' CAREER STATISTICS

	UT-AT	TT	FF	FR	I	PBU	SACK	TFL
2023*	3-5	8	-	-	-	-	-	-
2024	7-9	16	-	-	1	2	-	-
Career	10-14	24	-	-	1	2	-	-

HARRIS' CAREER HIGHS

Tackles	5; UCLA, 10/5/24
Interceptions	1; Illinois, 9/28/24
Pass Breakups	1; Twice: Last Illinois, 9/28/24

* at Georgia (2023)



JAYLEN HARVEY

44

Defensive End | 6-2 | 263
Freshman
Gaithersburg, Md./Quince Orchard
Major: Division of Undergraduate Studies

2024 TRUE FRESHMAN SEASON

Season: Has appeared in one game.



TYLER HOLZWORTH

34

Running Back | 6-0 | 221
Redshirt Junior
Milford, N.J./Delaware Valley Regional/Delaware Valley
Major: Agribusiness Management

2024 REDSHIRT JUNIOR SEASON

Season: Has appeared in two games.

HOLZWORTH'S CAREER STATISTICS

	Att.-Yds.	Avg.	TD	LG	Rec.-Yds.	Avg.	TD	LG
2022	6-19	3.2	-	7	2-16	8.0	-	9
2023	3-4	1.3	-	-	-	-	-	-
Career	9-23	2.6	-	7	2-16	8.0	-	9

HOLZWORTH'S CAREER HIGHS

Rushing Attempts	3; Twice: Last Delaware, 9/9/23
Rushing Yards	14; Maryland, 11/12/22
Longest Rush	7 yards; Maryland, 11/12/22
Receptions	1; Twice: Last Maryland, 11/12/22
Receiving Yards	9; at Indiana, 11/5/22
Longest Reception	9; at Indiana, 11/5/22



OLAIVAVEGA IOANE 71

Offensive Line | 6-4 | 348
Redshirt Sophomore
Graham, Wash./Graham-Kapowsin
Major: Telecommunications

2024 REDSHIRT SOPHOMORE SEASON

Awards: Preseason: Named to the Polynesian Football Player of the Year Award watch list.
Season: Has started five games at left guard.
at West Virginia (8/31): Penn State gained 457 yards on 60 plays (7.6 yards per play)...The Nittany Lions threw for 235 yards and rushed for 222 yards, while not allowing a sack...PSU tallied eight runs of 10+ yards. **Bowling Green (9/7):** Penn State had nine plays of 20+ yards (five passes, four rushes)... PSU collected 438 total yards, throwing for 204 yards and rushing for 234 yards... The Nittany Lions had two 100-yard rushers (Nicholas Singleton - 119; Kaytron Allen - 101). **Kent State (9/21):** Penn State had a school record 718 yards of offense...The Nittany Lions had a school record 40 first downs...Penn State's 409 passing yards are the fifth highest total in school history. **Illinois (9/28):** Helped pave way for the offense to gain 239 yards on the ground with three rushing touchdowns...Kaytron Allen rushed for 102 yards and a touchdown, while Nicholas Singleton added 94 yards and a score. **UCLA (10/5):** Penn State totaled four plays of 20+ yards on offense...The Nittany Lions scored on a 16-play, 82-yard drive, covering 8:36 in the second quarter, PSU's longest drive by time since a 9:04 drive against Indiana in 2019.



ANTHONY IVEY 12

Wide Receiver | 5-11 | 187
Redshirt Sophomore
Lancaster, Pa./Manheim Township
Major: Telecommunications

2024 REDSHIRT SOPHOMORE SEASON

Season: Has appeared in three games.
Kent State (9/21): Made a 15-yard reception, the first catch of his career.

IVEY'S CAREER STATISTICS

	Att.-Yds.	Avg.	TD	LG	Rec.-Yds.	Avg.	TD	LG
2024	-	-	-	-	1-15	15.0	-	15
Career	-	-	-	-	1-15	15.0	-	15

IVEY'S CAREER HIGHS

Receptions1; Kent State, 9/21/24
Receiving Yards15; Kent State, 9/21/24
Longest Reception15 yards; Kent State, 9/21/24



COZIAH IZZARD 99

Defensive Tackle | 6-3 | 305
Senior
Columbia, Md./DeMatha Catholic
Major: Telecommunications

2024 SENIOR SEASON

Season: Has appeared in five games.
at West Virginia (8/31): Assisted on a tackle. **Bowling Green (9/7):** Posted a tackle for loss. **UCLA (10/5):** Had one tackle.

IZZARD'S CAREER STATISTICS

	UT-AT	TT	FF	FR	I	PBU	SACK	TFL
2021	11-10	21	1	-	-	-	2.0-14	3.0-15
2022	7-3	10	-	-	-	-	2.0-12	4.0-21
2023	7-9	16	1	-	-	-	3-11	3.5-12
2024	2-3	5	-	-	-	-	-	1.5-2
Career	27-25	52	2	-	-	-	7-37	12.0-50

IZZARD'S CAREER HIGHS

Tackles5; Illinois, 10/23/21
Tackles for Loss2.0; Twice: Last at Illinois, 9/16/23
Sacks2.0; at Illinois, 9/16/23
Forced Fumbles1; Rutgers, 11/20/21



DVON J-THOMAS 91

Defensive Tackle | 6-1 | 305
Redshirt Senior +
Burtonsville, Md./McDonogh School
Major: Journalism

2024 REDSHIRT SENIOR (+) SEASON

Awards: Preseason: Named to the Polynesian Football Player of the Year Award watch list.
Season: Has started five games...Owns nine tackles (4 solo) and 1.5 tackles for loss.
at West Virginia (8/31): Posted two tackles. **Bowling Green (9/7):** Made four tackles (2 solo), including a tackle loss. **Kent State (9/21):** Assisted on a tackle. **Illinois (9/28):** Posted a solo tackle. **UCLA (10/5):** Assisted on a tackle for loss.

J-THOMAS' CAREER STATISTICS

	UT-AT	TT	FF	FR	I	PBU	SACK	TFL
2020	3-0	3	-	-	-	-	1.0-10	1.0-10
2021	7-8	15	-	1	-	-	-	1.5-1
2022	6-9	15	1	-	-	1	1.0-9	2.0-12
2023	14-12	26	-	-	-	-	-	5.0-14
2024	4-5	9	-	-	-	-	-	1.5-6
Career	34-34	68	1	1	-	1	2.0-19	11.0-43

J-THOMAS' CAREER HIGHS

Tackles5; UMass, 10/14/23
Tackles for Loss2.5; UMass, 10/14/23
Sacks1.0; Twice: Last at Indiana, 11/5/22
Forced Fumbles1; at Michigan, 10/15/22
Fumble Recoveries1; Illinois, 10/23/21
Pass Breakups1; Michigan State, 11/26/22



TYLER JOHNSON 11

Wide Receiver | 6-0 | 188
Redshirt Sophomore
Martinsville, Va./Magna Vista
Major: Recreation, Parks & Tourism Management

2024 REDSHIRT SOPHOMORE SEASON

Season: Has appeared in four games.

JOHNSON'S CAREER STATISTICS

	Att.-Yds.	Avg.	TD	LG	Rec.-Yds.	Avg.	TD	LG
2023	-	-	-	-	-	-	-	-
Career	-	-	-	-	-	-	-	-



JALEN KIMBER

3

Cornerback | 6-0 | 184

Redshirt Senior

Merrillville, Ind./Mansfield Timberview/Georgia/Florida

Major: Sociology

► 2024 ► REDSHIRT SENIOR SEASON

Season: Has appeared in five games, making four starts.

at West Virginia (8/31): Posted three tackles and broke up a pass. **Bowling Green (9/7):** Made two tackles. **Kent State (9/21):** Tallied two tackles. **Illinois (9/28):** Made a solo stop. **UCLA (10/5):** Had one tackle.

KIMBER'S CAREER STATISTICS

	UT-AT	TT	FF	FR	I	PBU	SACK	TFL
2020*	1-0	1	-	-	-	-	-	-
2021*	1-0	1	-	-	-	-	-	-
2022**	8-5	13	-	-	1	1	-	-
2023**	18-5	23	-	1	-	5	-	-
2024	6-3	9	-	-	-	2	-	-
Career	34-13	47	-	1	1	8	-	-

► KIMBER'S CAREER HIGHS

Tackles..... 5; at LSU, 11/11/23**

Fumble Recoveries..... 1; Vanderbilt, 10/7/23**

Interceptions..... 1; South Florida, 9/17/22**

Pass Breakups..... 2; Vanderbilt, 10/7/23**

* at Georgia (2020-21)

** at Florida (2022-23)



KOBE KING

41

Linebacker | 6-1 | 248

Redshirt Junior

Detroit, Mich./Cass Tech

Major: Recreation, Park and Tourism Management

► 2024 ► REDSHIRT JUNIOR SEASON

Awards: Preseason: Named to the Butkus Award watch list.

Season: Has started five games...Owns 23 tackles (12 solo) with two tackles for loss and a sack...Voted a team captain.

at West Virginia (8/31): Posted three tackles. **Bowling Green (9/7):** Made seven tackles (4 solo). **Kent State (9/21):** Made a solo tackle. **Illinois (9/28):** Recorded a solo sack in the second quarter and added a half-tackle for loss later in the quarter...Finished with seven tackles (4 solo). **UCLA (10/5):** Tallied five tackles, including a half-tackle for loss.

KING'S CAREER STATISTICS

	UT-AT	TT	FF	FR	I	PBU	SACK	TFL
2021	1-2	3	-	-	-	-	-	-
2022	20-21	41	-	1	-	3	-	4.0-10
2023	39-20	59	-	1	-	-	1.5-5	6.0-18
2024	12-11	23	-	-	-	-	1.0-3	2.0-4
Career	72-54	126	-	2	-	3	2.5-8	12.0-32

► KING'S CAREER HIGHS

Tackles..... 10; Rutgers, 11/18/23

Tackles for Loss..... 2.5; at Indiana, 11/5/22

Sacks..... 1.0; Twice: Last Illinois, 9/28/24

Fumble Recoveries..... 1; Twice: Last at Illinois, 9/16/23

Long Fumble Return..... 14; at Rutgers, 11/19/22

Pass Breakups..... 1; Three Times: Last vs. Utah, 1/2/23



DEJUAN LANE

10

Safety | 6-2 | 211

Freshman

Jessup, Md./Gilman School

Major: Division of Undergraduate Studies

► 2024 ► TRUE FRESHMAN SEASON

Season: Has appeared in five games...Has six tackles (2 solo).

Kent State (9/21): Assisted on two tackles. **UCLA (10/5):** Made four tackles (2 solo).

LANE'S CAREER STATISTICS

	UT-AT	TT	FF	FR	I	PBU	SACK	TFL
2024	2-4	6	-	-	-	-	-	-
Career	2-4	6	-	-	-	-	-	-

► LANE'S CAREER HIGHS

Tackles..... 4; UCLA, 10/5/24



QUINTON MARTIN JR. 25

Running Back | 6-1 | 202

Freshman

Belle Vernon, Pa./Belle Vernon

Major: Division of Undergraduate Studies

► 2024 ► TRUE FRESHMAN SEASON

Season: Has appeared in two games.

Kent State (9/21): Had seven rushes for 24 yards, including a long run of 10 yards. **UCLA (10/5):** Recorded one carry for one yard and three receptions for 18 yards.

MARTIN'S CAREER STATISTICS


	Att.-Yds.	Avg.	TD	LG	Rec.-Yds.	Avg.	TD	LG
2024	8-25	3.1	-	10	3-18	6.0	-	7
Career	8-25	3.1	-	10	3-18	6.0	-	7

MARTIN'S CAREER RETURN STATISTICS

	KR-Yds.	Avg.	TD	LG	PR-Yds.	Avg.	TD	LG
2024	1-27	27.0	-	-	-	-	-	-
Career	1-27	27.0	-	-	-	-	-	-

MARTIN'S CAREER HIGHS

Rushing Attempts	7; Kent State, 9/21/24
Rushing Yards	24; Kent State, 9/21/24
Longest Rush	10; Kent State, 9/21/24
Receptions	3; UCLA, 10/5/24
Receiving Yards	18; UCLA, 10/5/24
Longest Reception	7; UCLA, 10/25/24
Kick Returns	1; UCLA, 10/5/24
Kick Return Yards	27; UCLA, 10/5/24
Long Kick Return	27; UCLA, 10/5/24
All-Purpose Yards	28; UCLA, 10/5/24



JORDAN MAYER95


Defensive End | 6-4 | 242
Redshirt Freshman
Jefferson Hills, Pa./Thomas Jefferson/Wisconsin
Major: Division of Undergraduate Studies

2024 REDSHIRT FRESHMAN SEASON

Season: Has appeared in five games, primarily on special teams.

MAYER'S CAREER STATISTICS

	UT-AT	TT	FF	FR	I	PBU	SACK	TFL
2024	-	-	-	-	-	-	-	-
Career	-	-	-	-	-	-	-	-



CAM MILLER5

Cornerback | 6-0 | 184
Junior
Fernandina Beach, Fla./Trinity Christian Academy
Major: Telecommunications

CAREER NOTES & RECORDS

Game: 2023: Recorded two sacks against UMass (10/14), becoming Penn State's first defensive back to record multiple sacks in a game since Derek Bochna had two for the Nittany Lions at West Virginia in 1992.

2024 JUNIOR SEASON

Season: Has appeared in five games, making one start...Owns 12 tackles (8 solo) and one sack.

at West Virginia (8/31): Made three solo tackles. Bowling Green (9/7): Matched his career high in tackles with five (4 solo). Kent State (9/21): Assisted on a tackle and had a quarterback hurry. Illinois (9/28): Recorded a sack to go along with two tackles. UCLA (10/5): Recorded one tackle.

MILLER'S CAREER STATISTICS

	UT-AT	TT	FF	FR	I	PBU	SACK	TFL
2022	3-2	5	-	-	-	-	-	-
2023	19-5	24	-	-	1	3	3.0-22	4.0-23
2024	8-4	12	-	-	-	-	1.0-7	1.0-7
Career	30-11	41	-	-	1	3	4.0-29	5.0-30

MILLER'S CAREER HIGHS

Tackles	5; Twice: Last Bowling Green, 9/7/24
Tackles for Loss	2.0; UMass, 10/14/23
Sacks	2.0; UMass, 10/14/23
Interceptions	1; at Illinois, 9/16/23
Pass Breakups	1; vs. Ole Miss, 12/30/23



TYRECE MILLS14

Safety | 6-1 | 203
Redshirt Senior
Philadelphia, Pa./Northeast/Lackawanna College
Major: Telecommunications

2024 REDSHIRT SENIOR SEASON

Season: Has appeared in four games, primarily on special teams.

Kent State (9/21): Assisted on a tackle.

MILLS' CAREER STATISTICS

	UT-AT	TT	FF	FR	I	PBU	SACK	TFL
2023	0-2	2	-	-	-	-	-	-
2024	0-1	3	-	-	-	-	-	-
Career	0-3	3	-	-	-	-	-	-

MILLS' CAREER HIGHS

Tackles	2; UMass, 10/16/23
---------	--------------------



JON MITCHELL12

Cornerback | 5-11 | 191
Freshman
Jacksonville, Fla./Mandarin
Major: Division of Undergraduate Studies

TRUE FRESHMAN SEASON

Season: Has appeared in one game.

Kent State (9/21): Made two tackles.

MITCHELL'S CAREER STATISTICS

	UT-AT	TT	FF	FR	I	PBU	SACK	TFL
2024	0-2	2	-	-	-	-	-	-
Career	0-2	2	-	-	-	-	-	-

MILLER'S CAREER HIGHS

Tackles	2; Kent State, 9/7/24
---------	-----------------------



JOSEPH MUOYI **56**
Defensive End | 6-5 | 260
Redshirt Freshman
Kinshasa, DR of the Congo/St. Thomas More (Conn.)
Major: Division of Undergraduate Studies

> 2024 > REDSHIRT FRESHMAN SEASON

Season: Has appeared in one game.
Kent State (9/21): Made one tackle.

MUOYI'S CAREER STATISTICS

	UT-AT	TT	FF	FR	I	PBU	SACK	TFL
2024	0-1	1	-	-	-	-	-	-
Career	0-1	1	-	-	-	-	-	-

> MUOYI'S CAREER HIGHS

Tackles.....1; Kent State, 9/7/24



DAKAARI NELSON **8**
Linebacker | 6-3 | 222
Redshirt Freshman
Livingston, Ala./Selma
Major: Division of Undergraduate Studies

> 2024 > REDSHIRT FRESHMAN SEASON

Season: Has appeared in five games, making one start.
Illinois (9/28): Made his first career start...Assisted on a tackle.

NELSON'S CAREER STATISTICS

	UT-AT	TT	FF	FR	I	PBU	SACK	TFL
2023	-	-	-	-	-	-	-	-
2024	0-1	-	-	-	-	-	-	-
Career	0-1	-	-	-	-	-	-	-

> NELSON'S CAREER HIGHS

Tackles.....1; Illinois, 9/28/24



JB NELSON **56**
Offensive Line | 6-5 | 327
Redshirt Senior
Pittsburgh, Pa./Mount Lebanon/Lackawanna College
Major: Recreation, Park and Tourism Management

> 2024 > REDSHIRT SENIOR SEASON

Season: Has appeared in five games.
at West Virginia (8/31): Penn State gained 457 yards on 60 plays (7.6 yards per play)...The Nittany Lions threw for 235 yards and rushed for 222 yards, while not allowing a sack...PSU tallied eight runs of 10+ yards. **Bowling Green (9/7):** Penn State had nine plays of 20+ yards (five passes, four rushes)... PSU collected 438 total yards, throwing for 204 yards and rushing for 234 yards... The Nittany Lions had two 100-yard rushers (Nicholas Singleton - 119; Kaytron Allen - 101). **Kent State (9/21):** Penn State had a school record 718 yards of offense...The Nittany Lions had a school record 40 first downs...Penn State's 409 passing yards are the fifth highest total in school history. **Illinois (9/28):** Helped pave way for the offense to gain 239 yards on the ground with three rushing touchdowns...Kaytron Allen rushed for 102 yards and a touchdown, while Nicholas Singleton added 94 yards and a score. **UCLA (10/5):** Penn State totaled four plays of 20+ yards on offense...The Nittany Lions scored on a 16-play, 82-yard drive, covering 8:36 in the second quarter, PSU's longest drive by time since a 9:04 drive against Indiana in 2019.



GABRIEL NWOSU **99**
Punter | 6-6 | 285
Redshirt Junior
Derwood, Md./The Bullis School
Major: Supply Chain and Information Systems

> 2024 > REDSHIRT JUNIOR SEASON

Season: Has appeared in five games as Penn State's kickoff specialist.
at West Virginia (8/31): Averaged 62.5 yards on six kickoffs. **Bowling Green (9/7):** Had four touchbacks on seven kickoffs...Averaged 63.7 yards per kickoff. **Kent State (9/21):** Averaged 64.5 yards on eight kickoffs, including five touchbacks. **Illinois (9/28):** Hit all four of his kickoffs for touchbacks. **UCLA (10/5):** Landed touchbacks on four kickoffs and averaged 64.5 yards per kickoff.

NWOSU'S CAREER KICKOFF STATISTICS

	KO	Yds.	Avg.	TB	OB
2022	18	1,138	63.2	7	1
2023	76	4,840	63.7	50	2
2024	31	1,983	64.0	19	2
Career	125	7,961	63.7	76	5

NWOSU'S CAREER PUNTING STATISTICS

	Punts	Yards	Avg.	I-20	FC	50+	LG	BLK
2022	2	68	34.0	-	-	-	36	-
2023	-	-	-	-	-	-	-	-
Career	2	68	34.0	-	-	-	36	-

> NWOSU'S CAREER HIGHS

Kickoffs.....10; at Maryland, 11/4/23
Kickoff Yards.....626; at Maryland, 11/4/23
Kickoff Average.....66.0; Minnesota, 10/22/22
Touchbacks.....8; at Maryland, 11/4/23
Punts.....2; at Indiana, 11/5/22
Punt Yards.....68; at Indiana, 11/5/22
Punt Average.....34; at Indiana, 11/5/22
Longest Punt.....36; at Indiana, 11/5/22



CHIMDY ONOH **55**
Offensive Line | 6-5 | 323
Redshirt Freshman
Baltimore, Md./Dundalk
Major: Division of Undergraduate Studies

> 2024 > REDSHIRT FRESHMAN SEASON

Season: Has appeared in one game.



LAMONT PAYNE JR. **27**
Safety | 6-0 | 196
Redshirt Freshman
Carnegie, Pa./Chartiers Valley
Major: Division of Undergraduate Studies

> 2024 > REDSHIRT FRESHMAN SEASON

Season: Has appeared in one game.



BEAU PRIBULA 9

Quarterback | 6-2 | 206
Redshirt Sophomore
York, Pa./Central York
Major: Advertising and Public Relations

CAREER NOTES & RECORDS

Career: *Rankings:* Ranks 11th all-time among Penn State quarterbacks with 434 career rushing yards.
Season: **2023:** Finished tied for seventh in a single season at Penn State in rushing touchdowns by a quarterback (6) and ninth in rushing yards (329).

2024 REDSHIRT SOPHOMORE SEASON

Season: Has appeared in five games...Is 7-for-10 for 102 yards, two touchdowns and one interception...Owns 15 rushes for 105 yards and a touchdown.
at West Virginia (8/31): Threw a 19-yard touchdown pass to Tyler Warren...Added three carries for 25 yards. **Bowling Green (9/7):** Had two carries for 12 yards. **Kent State (9/21):** Finished 6-for-9 for 83 yards and one touchdown...Also ran the ball five times for 45 yards and a score...Threw a 13-yard touchdown pass to Khalil Dinkins in the third quarter and had a one-yard rushing touchdown in the fourth quarter. **Illinois (9/28):** Ran the ball three times for 17 yards. **UCLA (10/5):** Had two carries for 6 yards.

PRIBULA'S CAREER PASSING STATISTICS

	C-A	Yds.	%	TD-INT	YPG	LG
2023	11-21	149	52.4	4-0	13.5	48
2024	7-10	102	70.0	2-1	14.6	19
Career	18-31	251	58.1	6-1	13.9	48

PRIBULA'S CAREER OFFENSIVE STATISTICS

	Att.-Yds.	Avg.	TD	LG	Rec.-Yds.	Avg.	TD	LG
2023	56-329	5.9	6	39	-	-	-	-
2024	15-105	7.0	1	14	-	-	-	-
Career	71-434	6.1	7	39	-	-	-	-

PRIBULA'S CAREER HIGHS

Pass Completions.....6; Kent State, 9/21/24
Pass Attempts.....9; Kent State, 9/21/24
Passing Yards.....83; Kent State, 9/21/24
Passing Touchdowns.....1; Six Times; Last Kent State, 9/21/24
Long Pass.....48 yards; vs. Ole Miss, 12/30/23
Rushing Attempts.....9; Twice; Last at Maryland, 11/4/23
Rushing Yards.....71; Rutgers, 11/18/23
Rushing Touchdowns.....1; Seven Times; Last Kent State, 9/21/24
Longest Rush.....39 yards; Rutgers, 11/18/23



JACKSON PRYTS 45

Linebacker | 6-3 | 206
Redshirt Sophomore
Hermitage, Pa./Hickory
Major: Economics

2024 REDSHIRT SOPHOMORE SEASON

Season: Has appeared in one game.



ANDREW RAPPLEYEA 87

Tight End | 6-4 | 250
Redshirt Freshman
Millbrook, N.Y./Milton Academy (Mass.)
Major: Division of Undergraduate Studies

2024 REDSHIRT FRESHMAN SEASON

Season: Has started one game.
at West Virginia (8/31): Made his first career start.

RAPPLEYEA'S CAREER STATISTICS

	Att.-Yds.	Avg.	TD	LG	Rec.-Yds.	Avg.	TD	LG
2023	-	-	-	-	-	-	-	-
2024	-	-	-	-	-	-	-	-
Career	-	-	-	-	-	-	-	-



JAYLEN REED 1

Safety | 6-0 | 212
Senior
Detroit, Mich./Martin Luther King Jr.
Major: Recreation, Park and Tourism Management

2024 SENIOR SEASON

Season: Has made five starts at safety...Owns 33 tackles (15 solo), including three tackles for loss, 1.5 sacks, a forced fumble, a fumble recovery and two pass breakups...Named the coaching staff's player of the game (West Virginia - 8/31).
at West Virginia (8/31): Tallied nine tackles (3 solo), including a tackle for loss...Broke up a career-high two passes...Recovered a fumble in the first quarter. **Bowling Green (9/7):** Posted a career-high 10 tackles (4 solo). **Kent State (9/21):** Posted three tackles and assisted on a tackle for loss. **Illinois (9/28):** Led the team with eight tackles (5 solo) to go along with an assisted sack. **UCLA (10/5):** Tallied three tackles, including a strip-sack in the third quarter...Recorded first career forced fumble.

REED'S CAREER STATISTICS

	UT-AT	TT	FF	FR	I	PBU	SACK	TFL
2021	4-2	6	-	-	-	-	-	-
2022	23-8	31	-	-	-	3	-	2.0-6
2023	32-14	46	-	-	2	1	1.0-7	4.0-14
2024	15-18	33	1	1	-	2	1.5-18	3.0-30
Career	74-42	116	1	1	2	6	2.5-25	9.0-50

REED'S CAREER HIGHS

Tackles.....10; Bowling Green, 9/7/24
Tackles for Loss.....1.0; Six Times; Last at West Virginia, 8/31/24
Sacks.....1.0; Twice; Last UCLA, 10/5/24
Interceptions.....1; Twice; Last at Michigan St, 11/24/23
Pass Breakups.....2; at West Virginia, 8/31/24
Forced Fumbles.....1; UCLA, 10/5/24
Fumble Recoveries.....1; at West Virginia, 8/31/24



LUKE REYNOLDS 85

Tight End | 6-4 | 248
Freshman
Westford, Mass./Cheshire Academy (Conn.)
Major: Division of Undergraduate Studies

2024 FRESHMAN SEASON

Season: Has appeared in four games, making two starts.
Bowling Green (9/7): Made first career start. **Kent State (9/21):** Made two catches for 27 yards.
Illinois (9/28): Made an 8-yard reception.

REYNOLDS' CAREER STATISTICS

	Att.-Yds.	Avg.	TD	LG	Rec.-Yds.	Avg.	TD	LG
2024	-	-	-	-	3-35	11.7	-	19
Career	-	-	-	-	3-35	11.7	-	19

REYNOLDS' CAREER HIGHS

Receptions.....2; Kent State, 9/21/24
Receiving Yards.....27; Kent State, 9/21/24
Longest Reception.....19; Kent State, 9/21/24



TA'MERE ROBINSON 24

Linebacker | 6-3 | 223
Redshirt Freshman
Pittsburgh, Pa./Brashear
Major: Division of Undergraduate Studies

2024 REDSHIRT SOPHOMORE SEASON

Season: Has appeared in four games.
at West Virginia (8/31): Totaled two solo stops on kickoff coverage. **Kent State (9/21):** Made three tackles (2 solo) and added a tackle for loss. **Illinois (9/28):** Made a solo stop. **UCLA (10/5):** Notched three solo tackles.

ROBINSON'S CAREER STATISTICS

	UT-AT	TT	FF	FR	I	PBU	SACK	TFL
2023	2-0	2	-	-	-	-	-	-
2024	8-1	9	-	-	-	-	-	1.0-1
Career	10-1	11	-	-	-	-	-	1.0-1

ROBINSON'S CAREER HIGHS

Tackles.....3; Twice: Last UCLA, 10/5/24
Tackles for Loss.....1.0; Kent State, 9/21/24



TONY ROJAS 13

Linebacker | 6-2 | 236
Sophomore
Fairfax, Va./Fairfax
Major: Division of Undergraduate Studies

2024 SOPHOMORE SEASON

Season: Has made five starts at linebacker...Owns 23 tackles (14 solo), 3.5 tackles for loss, an interception and a pass brekaup.
at West Virginia (8/31): Made his first career start at linebacker, collecting five tackles (two solo) and a career high-tying 1.5 tackles for loss. **Bowling Green (9/7):** Made a key interception in the fourth quarter to help the Nittany Lions secure the win...Finished with five tackles (2 solo), a pass breakup and a quarterback hurry. **Kent State (9/21):** Made two solo stops. **Illinois (9/28):** Made three solo tackles to go along with a tackle for loss. **UCLA (10/5):** Led team with a career-high eight tackles, including six in the first half...Had a solo tackle for loss in the first quarter.

ROJAS' CAREER STATISTICS

	UT-AT	TT	FF	FR	I	PBU	SACK	TFL
2023	8-14	22	1	-	1	-	-	3.5-6
2024	14-9	23	-	-	1	1	-	3.5-6
Career	22-23	45	1	-	2	1	-	7.0-12

ROJAS' CAREER HIGHS

Tackles.....8; UCLA, 10/5/24
Tackles for Loss.....1.5; Twice: Last at West Virginia, 8/31/24
Interceptions.....1; Twice: Last Bowling Green, 9/7/24
Pass Breakups.....1; Bowling Green, 9/7/24
Forced Fumbles.....1; at Maryland, 11/4/23



NOLAN RUCCI 72

Offensive Line | 6-8 | 308
Redshirt Junior
Lititz, Pa./Warwick/Wisconsin
Major: Geography

2024 REDSHIRT JUNIOR SEASON

Season: Has appeared in five games on the offensive line and special teams.
at West Virginia (8/31): Penn State gained 457 yards on 60 plays (7.6 yards per play)...The Nittany Lions threw for 235 yards and rushed for 222 yards, while not allowing a sack...PSU tallied eight runs of 10+ yards. **Bowling Green (9/7):** Penn State had nine plays of 20+ yards (five passes, four rushes)... PSU collected 438 total yards, throwing for 204 yards and rushing for 234 yards... The Nittany Lions had two 100-yard rushers (Nicholas Singleton - 119; Kaytron Allen - 101). **Kent State (9/21):** Penn State had a school record 718 yards of offense...The Nittany Lions had a school record 40 first downs...Penn State's 409 passing yards are the fifth highest total in school history. **UCLA (10/5):** Penn State totaled four plays of 20+ yards on offense...The Nittany Lions scored on a 16-play, 82-yard drive, covering 8:36 in the second quarter, PSU's longest drive by time since a 9:04 drive against Indiana in 2019.



DOMINIC RULLI 52

Offensive Line | 6-3 | 295
Redshirt Sophomore
Burlington, Ky./The Taft School (Conn.)
Major: Kinesiology

2024 REDSHIRT SOPHOMORE SEASON

Season: Has appeared in five games, primarily on special teams.



SANDER SAHAYDAK 93

Kicker | 6-0 | 185
Redshirt Junior
Bethlehem, Pa./Liberty
Major: Telecommunications

> 2024 > REDSHIRT JUNIOR SEASON

Season: Has been Penn State's primary kicker in four games...Is 2-of-5 field goals and 17-of-17 on extra points...Named the coaching staff's Special Teams Player of the Game (Bowling Green - 9/7).

at West Virginia (8/31): Connected on all four of his PAT attempts. **Bowling Green (9/7):** Drilled a career-long 43-yard field goal in the second quarter, marking his first career field goal of 40-plus yards... Added a 28-yard field goal later in the quarter and was 4-4 on extra point attempts. **Kent State (9/21):** Converted all seven extra-point attempts. **Illinois (9/28):** Made a pair of extra points.

SAHAYDAK'S CAREER KICKING STATISTICS

	FGM-A	%	0-19	20-29	30-39	40-49	50+	LG	XP	PTS
2022	1-2	50.0	-	1-1	-	-	0-1	20	1-1	4
2023	0-2	0.0	-	-	0-2	-	-	-	7-7	7
2024	2-5	40.0	-	1-1	-	1-4	-	43	17-17	23
Career	3-9	33.3	-	2-2	0-2	1-4	0-1	43	25-25	34

SAHAYDAK'S CAREER KICKOFF STATISTICS

	KO	Yds.	Avg.	TB	OB
2022	15	934	62.3	4	1
2023	2	66	33.0	-	-
2024	-	-	-	-	-
Career	17	1,000	58.8	4	1

> SAHAYDAK'S CAREER HIGHS

Points Scored.....10; Bowling Green, 9/7/24
PATs Made.....7; Kent State, 9/21/24
PATs Attempted.....7; Kent State, 9/21/24
Field Goals Made.....2; Bowling Green, 9/7/24
Field Goals Attempted.....2; Three Times: Last Illinois, 9/28/24
Longest Field Goal.....43 yards; Bowling Green, 9/7/24

Kickoffs.....4; Ohio, 9/10/22
Kickoff Yards.....240; Ohio, 9/10/22
Kickoff Average.....65.0; at Rutgers, 11/19/22



KADEN SAUNDERS 7

Wide Receiver | 5-10 | 182
Redshirt Sophomore
Columbus, Ohio/Westerville South
Major: Journalism

> 2024 > REDSHIRT SOPHOMORE SEASON

Season: Has appeared in four games as a punt returner.

Kent State (9/21): Had a 23-yard punt return in the fourth quarter.

SAUNDERS' CAREER STATISTICS

	Att.-Yds.	Avg.	TD	LG	Rec.-Yds.	Avg.	TD	LG
2022	-	-	-	-	2-21	10.5	-	13
2023	-	-	-	-	6-56	9.3	1	17
2024	-	-	-	-	-	-	-	-
Career	-	-	-	-	8-77	9.6	1	17

SAUNDERS' CAREER RETURN STATISTICS

	KR-Yds.	Avg.	TD	LG	PR-Yds.	Avg.	TD	LG
2023	-	-	-	-	14-86	6.1	-	37
2024	-	-	-	-	4-25	6.3	-	23
Career	-	-	-	-	18-111	6.2	-	37

> SAUNDERS' CAREER HIGHS

Receptions.....2; Twice: Last at Ohio State, 10/21/23
Receiving Yards.....25; at Ohio State, 10/21/23
Receiving Touchdowns.....1; at Ohio State, 10/21/23
Long Reception.....17; at Ohio State, 10/21/23

Punt Returns.....5; Delaware, 9/9/23
Punt Return Yards.....43; UMass, 10/14/23
Long Punt Return.....37 yards; UMass, 10/14/23



JOEY SCHLAFFER 18

Tight End | 6-5 | 240
Redshirt Freshman
Reading, Pa./Exeter Township
Major: Division of Undergraduate Studies

> 2024 > REDSHIRT FRESHMAN SEASON

Season: Has appeared in two games.

SCHLAFFER'S CAREER STATISTICS

	Att.-Yds.	Avg.	TD	LG	Rec.-Yds.	Avg.	TD	LG
2023	-	-	-	-	-	-	-	-
2024	-	-	-	-	-	-	-	-
Career	-	-	-	-	-	-	-	-



DREW SHELTON 66

Offensive Line | 6-5 | 307
Junior
Downingtown, Pa./Downingtown West
Major: Recreation, Park and Tourism Management

> 2024 > JUNIOR SEASON

Season: Has started five games at left tackle.

at West Virginia (8/31): Penn State gained 457 yards on 60 plays (7.6 yards per play)...The Nittany Lions threw for 235 yards and rushed for 222 yards, while not allowing a sack...PSU tallied eight runs of 10+ yards. **Bowling Green (9/7):** Penn State had nine plays of 20+ yards (five passes, four rushes)... PSU collected 438 total yards, throwing for 204 yards and rushing for 234 yards... The Nittany Lions had two 100-yard rushers (Nicholas Singleton - 119; Kaytron Allen - 101). **Kent State (9/21):** Penn State had a school record 718 yards of offense...The Nittany Lions had a school record 40 first downs...Penn State's 409 passing yards are the fifth highest total in school history. **Illinois (9/28):** Helped pave way for the offense to gain 239 yards on the ground with three rushing touchdowns...Kaytron Allen rushed for 102 yards and a touchdown, while Nicholas Singleton added 94 yards and a score. **UCLA (10/5):** Penn State totaled four plays of 20+ yards on offense...The Nittany Lions scored on a 16-play, 82-yard drive, covering 8:36 in the second quarter, PSU's longest drive by time since a 9:04 drive against Indiana in 2019.



NICHOLAS SINGLETON 10

Running Back | 6-0 | 226
Junior
Shillington, Pa./Governor Mifflin
Major: Recreation, Park and Tourism Management

CAREER NOTES & RECORDS

Career: Rankings: Has 2,221 career rushing yards, ranking 16th in Penn State history, 23 rushing touchdowns, tied for 16th, and 3,426 all-purpose yards, ranking 17th. **Notable:** Owns seven career 100-yard rushing games...Has six career games with multiple rushing touchdowns...Has 20 career 20+ yard runs, 12 30+ yards, 10 40+ yards, four 50+ yards, two 60+ yards, two 70+ yards and one 80+ yards.

Season: Records Set: Posted a Penn State freshman record 12 rushing touchdowns...Singleton (1,061) and Kaytron Allen (867) became the first true freshman teammates in Big Ten history each with 700 or more rushing yards in a single season. **2022:** Became the 16th all-time Nittany Lion to rush for 1,000 yards in a season...Joined Saquon Barkley (1,076; 2015) and D.J. Dozier (1,002; 1983) as the only PSU freshmen to reach 1,000 rushing yards in a season...With five multi-touchdown run games, became one of seven Penn State running backs to have at least five in a single season, joining Lydell Mitchell (8; 1971), Barkley (7; 2017), Curtis Enis (6; 1997), Ki-Jana Carter (6; 1994), Larry Johnson (5; 2002) and Richie Anderson (5; 1992)...Singleton and Allen became the only Penn State duo to each rush for 850-plus yards in a season and one of three 800-plus rushing yard duos: 2022 (Singleton, 1,061; Allen, 867), 2013 (Zach Zwinak, 989; Bill Belton, 803), 2005 (Tony Hunt, 1,047; Michael Robinson, 806).

Game: Records Set: Posted 179 rushing yards against Ohio (9/10), a Penn State record for a Beaver Stadium debut. **2022:** Tallied 70- and 44-yard touchdown runs and an additional 48-yard rush against Ohio, becoming the first Nittany Lion with multiple 40-plus yard touchdown runs in a game and three 40-plus yard runs in a game since Larry Johnson at Indiana on Nov. 16, 2002.

Bowl: 2022: Scored on an 87-yard run in the third quarter against Utah (1/2), the third-longest run in Rose Bowl Game history and the longest in the Rose Bowl Game since 2012...The run marked Penn State's second-longest rush in a bowl game, only trailing Saquon Barkley's 92-yard touchdown run in the 2017 Fiesta Bowl...Tallied two rushing touchdowns in the Rose Bowl Game, tied for second in a PSU bowl game, while his 120 rushing yards were 10th.

2024 JUNIOR SEASON

Awards: Preseason: Named to the Doak Walker Award, Maxwell Award, Paul Hornung Award and Walter Camp Player of the Year Award watch lists.

Season: Has appeared in four games, making three starts at running back...Has recorded 53 carries for 408 yards and three touchdowns on the ground, adding six catches for 74 yards and two touchdowns.

at West Virginia (8/31): Toted the ball 13 times for 114 yards and a touchdown...Added one catch for 13 yards...He posted two 40-yard runs against the Mountaineers, with one resulting in a touchdown...Also returned three kicks for 56 yards, including a 20-yard long return, for a total of 183 all-purpose yards. **Bowling Green (9/7):** Posted 119 yards rushing on 13 carries with one touchdown, while also adding a receiving touchdown...Rushing touchdown came on a 41-yard rush late in the fourth quarter...Had two rushes of 20+ yards...Hauled in a 14-yard touchdown catch in the third quarter. **Kent State (9/21):** Rushed for 81 yards on 11 carries, averaging 7.4 yards, while adding two receptions for 22 yards and a 17-yard score. **Illinois (9/28):** Rushed for 94 yards on 16 carries, averaging 5.9 yards per rush...Added two receptions for 25 yards, including 23 yards after the catch...Posted a 20-yard kick return to total 139 all-purpose yards...Scored on a 4-yard run on the third quarter.

SINGLETON'S CAREER STATISTICS

	Att.-Yds.	Avg.	TD	LG	Rec.-Yds.	Avg.	TD	LG
2022	156-1,061	6.8	12	87	11-85	7.7	1	22
2023	171-752	4.4	8	24	26-308	11.8	2	53
2024	53-408	7.7	3	41	6-74	12.3	2	17
Career	380-2,221	5.8	23	87	43-467	10.9	5	53

SINGLETON'S CAREER RETURN STATISTICS

	KR-Yds.	Avg.	TD	LG	PR-Yds.	Avg.	TD	LG
2022	14-349	24.9	1	100	-	-	-	-
2023	13-313	24.1	-	51	-	-	-	-
2024	4-76	19.0	-	20	-	-	-	-
Career	31-738	23.8	1	100	-	-	-	-

SINGLETON'S CAREER HIGHS

Rushing Attempts 21; Twice: Last at Northwestern, 9/30/23
Rushing Yards 179; Ohio, 9/10/22
Rushing Touchdowns 3; Delaware, 9/9/23
Longest Rush 87 yards; vs. Utah, 1/2/23
Receptions 6; at Northwestern, 9/30/23
Receiving Yards 86; vs. Ole Miss, 12/30/23
Receiving Touchdowns 1; Four Times: Last Bowling Green, 9/7/24
Longest Reception 53 yards; vs Michigan St, 11/24/23
Kick Returns 4; at Michigan, 10/15/22
Kick Return Yards 100; at Rutgers, 11/19/22
Kick Return Touchdowns 1; at Rutgers, 11/19/22
Long Kick Return 100 yards; at Rutgers, 11/19/22
All-Purpose Yards 219; Ohio, 9/10/22



BLAISE SOKACH-MINNICK 35

Long Snapper | 6-3 | 219
Redshirt Sophomore
West Pittston, Pa./Wyoming Area
Major: Kinesiology

2024 REDSHIRT SOPHOMORE SEASON

Season: Has appeared in one game.



ANTHONY SPECA 40

Linebacker | 6-1 | 230
Freshman
Bridgeville, Pa./Pittsburgh Central Catholic
Major: Division of Undergraduate Studies

2024 FRESHMAN SEASON

Season: Has appeared in one game...Owns five tackles (2 solo).

Kent State (9/21): Led the team with five tackles (2 solo) and added a QB hurry.

SPECA'S CAREER STATISTICS

	UT-AT	TT	FF	FR	I	PBU	SACK	TFL
2024	2-3	5	-	-	-	-	-	-
Career	2-3	5	-	-	-	-	-	-

SPECA'S CAREER HIGHS

Tackles 5; Kent State, 9/21/24



JAKE SPENCER 83

Wide Receiver | 5-10 | 220
Redshirt Senior
Gladwyne, Pa./Haverford School/Colgate
Major: Communications Arts and Sciences

2024 REDSHIRT SENIOR SEASON

Season: Has appeared in three games...Has one punt return this season.

SPENCER'S CAREER RETURN STATISTICS

	KR-Yds.	Avg.	TD	LG	PR-Yds.	Avg.	TD	LG
2024	-	-	-	-	1-2	2.0	-	2
Career	-	-	-	-	1-2	2.0	-	2

SPENCER'S CAREER HIGHS

Punt Returns1; Kent State, 9/21/24
Punt Return Yards2; Kent State, 9/21/24
Long Punt Return2 yards; Kent State, 9/21/24



RILEY THOMPSON 95

Punter | 6-1 | 224
Junior
Melbourne, Australia/Haileybury/Deakin/Florida Atlantic
Major: Labor and Human Resources

CAREER NOTES & RECORDS

Career: Owns 47 career punts landing inside the 20-yard line and 15 inside the 10-yard line...Has just six touchbacks in 120 career punts and 31 career kicks of 50+ yards.

Season: Finished with a punting average of 48.8 in 2023, good for second all-time in a single season at Penn State.

2024 JUNIOR SEASON

Awards: **Weekly:** Earned the Ray Guy Award Punter of the Week (Bowling Green - 9/7). **Preseason:** Named to the Ray Guy Award watch list.

Season: Has started five games as Penn State's punter...Owns 11 punts, averaging 42.4 yards per punt...Has dropped four punts inside the 20-yard line.

at West Virginia (8/31): Punted four times for 176 yards, a 44.0 yards-per-punt average...Recorded a 49-yard long punt as his longest of the afternoon...Landed one punt inside the 20-yard line. **Bowling Green (9/7):** Blasted a 56-yard punt in the first quarter and finished the day averaging 47.0 yards on four punts...Landed a punt at the Bowling Green 19 in the fourth quarter and then dropped another at the Bowling Green 15 later in the fourth. **Kent State (9/21):** Had two punts for 71 yards. **Illinois (9/28):** Dropped a 48-yard punt at the Illinois 10. **UCLA (10/5):** Had three punts for 111 yards.

THOMPSON'S CAREER PUNTING STATISTICS

	Punts	Yards	Avg.	I-20	FC	50+	LG	BLK
2022*	61	2,770	45.4	26	14	15	71	-
2023	50	2,290	45.8	17	22	15	56	-
2024	14	594	42.4	4	10	1	56	-
Career	125	5,654	45.2	47	46	31	71	-

THOMPSON'S CAREER HIGHS

Punt Attempts9; Twice: Last at Ohio State, 10/21/23
Punt Yards.....420; WKU, 11/26/22*
Punt Average.....53.8; at FIU, 11/12/22*
Longest Punt.....71 yards; UAB, 10/29/22*

* At Florida Atlantic (2022).



VABOUE TOURE 21

Safety | 6-1 | 212
Freshman
Pleasantville, N.J./Irvington
Major: Division of Undergraduate Studies

2024 FRESHMAN SEASON

Season: Has appeared in two games...Owns five tackles and one pass breakup.

UCLA (10/5): Tallied five tackles (2 solo).

TOURE'S CAREER STATISTICS

	UT-AT	TT	FF	FR	I	PBU	SACK	TFL
2024	2-3	5	-	-	-	1	-	-
Career	2-3	5	-	-	-	1	-	-

TOURE'S CAREER HIGHS

Tackles5; UCLA, 10/5/24
Pass Breakups1; Kent State, 9/21/24



ZION TRACY 7

Cornerback | 5-11 | 181
Sophomore
Hempstead, N.Y./St. Thomas More (Conn.)
Major: Division of Undergraduate Studies

2024 SOPHOMORE SEASON

Season: Has appeared in five games, making seven tackles (4 solo).

at West Virginia (8/31): Posted a solo stop. **Bowling Green (9/7):** Assisted on a tackle. **Kent State (9/21):** Recorded one tackle. **Illinois (9/28):** Tallied two tackles (1 solo). **UCLA (10/5):** Collected two tackles (1 solo).

TRACY'S CAREER STATISTICS

	UT-AT	TT	FF	FR	I	PBU	SACK	TFL
2023	10-3	13	-	-	-	-	-	-
2024	4-3	7	-	-	-	-	-	-
Career	14-6	20	-	-	-	-	-	-

TRACY'S CAREER RETURN STATISTICS

	KR-Yds.	Avg.	TD	LG	PR-Yds.	Avg.	TD	LG
2024	-	-	-	-	3-11	3.7	-	9
Career	-	-	-	-	3-11	3.7	-	9

TRACY'S CAREER HIGHS

Tackles4; vs. Ole Miss, 12/30/23
Punt Returns3; UCLA, 10/5/24
Punt Return Yards11; UCLA, 10/5/24
Long Punt Return9; UCLA, 10/5/24



AMIN VANOVER 15

Defensive End | 6-4 | 258
Senior
Newark, N.J./St. Joseph's
Major: Rehabilitation and Human Services

2024 SENIOR SEASON

Season: Has played in five games, posting four tackles.
at West Virginia (8/31): Tallied a pair of tackles in the season opener. **Kent State (9/21):** Assisted on a tackle. **UCLA (10/5):** Assisted on a sack in the third quarter.

VANOVER'S CAREER STATISTICS

	UT-AT	TT	FF	FR	I	PBU	SACK	TFL
2020	3-0	3	-	-	-	-	-	-
2021	2-2	4	-	-	-	-	-	1.0-7
2022	9-7	16	-	-	-	3	1.0-12	4.5-19
2023	3-3	6	1	-	-	-	1.5-10	1.5-10
2024	0-4	4	-	-	-	-	0.5-8	0.5-8
Career	17-16	33	1	-	-	3	3.0-30	7.5-44

VANOVER'S CAREER HIGHS

Tackles.....3; vs. Arkansas, 1/1/22
Tackles for Loss.....2.0; at Rutgers, 11/19/22
Sacks.....1.0; Twice: Last Iowa, 9/23/23
Forced Fumbles.....1; Iowa, 9/23/23
Pass Breakups.....1; Three Times: Last Central Michigan, 9/24/22



SMITH VILBERT 92

Defensive End | 6-6 | 282
Redshirt Senior +
Monsey, N.Y./St. Joseph's (N.J.)
Major: Media Studies

CAREER NOTES & RECORDS

Game: Recorded three sacks in the Outback Bowl vs. Arkansas (1/1/22), the most sacks by a Penn State player in a single game since Shaka Toney had three against Purdue in 2019.
Bowl: Records Set: Tallied three sacks against Arkansas in the Outback Bowl (1/1/22), setting the Penn State bowl record...The three sacks tied an Outback Bowl record, equaling the mark set by David Pollack (Georgia, 2005), Kalimba Edwards (South Carolina, 2001), Srecko Zizakovic (Ohio State, 1990) and Craig Ogletree (Auburn, 1990). **2021:** Tallied three tackles for loss in the Outback Bowl against Arkansas (1/1/22), tied for the fifth-most in Penn State bowl history...Recorded 17 sack yards in the Outback Bowl, tied for the third-most in a bowl game at Penn State and tied for the sixth-most tackle for loss yards.

2024 REDSHIRT SENIOR [+] SEASON

Season: Has appeared in five games with three tackles, 1.5 sacks, a forced fumble and a fumble recovery.
at West Virginia (8/31): Recorded a strip sack in the fourth quarter, his first career forced fumble. **Kent State (9/21):** Assisted on one tackle. **Illinois (9/28):** Assisted on a sack...Made first career fumble recovery in fourth quarter, returning it 9 yards.

VILBERT'S CAREER STATISTICS

	UT-AT	TT	FF	FR	I	PBU	SACK	TFL
2020	0-1	1	-	-	-	-	-	-
2021	6-1	7	-	-	-	-	3.0-17	4.0-18
2022	-	-	-	-	-	-	-	-
2023	-	-	-	-	-	-	-	-
2024	1-2	3	1	1	-	-	1.5-10	1.5-10
Career	7-4	11	1	1	-	-	4.5-27	5.5-28

VILBERT'S CAREER HIGHS

Tackles.....4; vs. Arkansas, 1/1/22
Tackles for Loss.....3.0; vs. Arkansas, 1/1/22
Sacks.....3.0; vs. Arkansas, 1/1/22
Forced Fumbles.....1; at West Virginia, 8/31/24
Fumbles Recovered.....1; Illinois, 9/28/24



CAM WALLACE 24

Running Back | 5-9 | 200
Redshirt Freshman
Mount Vernon, Ga./Montgomery County
Major: Division Of Undergraduate Studies

2024 REDSHIRT FRESHMAN SEASON

Season: Has played in three games...Has 18 carries for 63 yards and one touchdown.
at West Virginia (8/31): Gained 24 yards on nine carries with a long rush of 11 yards. **Kent State (9/21):** Rushed for 39 yards on nine carries, including a 1-yard score...Had a long rush of 13 yards.

WALLACE'S CAREER STATISTICS

	Att.-Yds.	Avg.	TD	LG	Rec.-Yds.	Avg.	TD	LG
2024	18-63	3.5	1	13	-	-	-	-
Career	18-63	3.5	1	13	-	-	-	-

WALLACE'S CAREER HIGHS

Rushing Attempts.....9; Twice: Last Kent State, 9/21/24
Rushing Yards.....39; Kent State, 9/21/24
Rushing Touchdowns.....1; Kent State, 9/21/24
Longest Rush.....13 yards; Kent State, 9/21/24



HARRISON WALLACE III 6

Wide Receiver | 6-1 | 198
Redshirt Junior
Montgomery, Ala./Pike Road
Major: Criminology

2024 REDSHIRT JUNIOR SEASON

Season: Has started five games at wide receiver, hauling in 14 receptions for 230 yards and two touchdowns.
at West Virginia (8/31): Caught five passes for a career high 117 yards and a pair of touchdowns, including a 50-yard score early in the second quarter and an 18-yard touchdown at the end of the first half. **Kent State (9/21):** Made three grabs for 29 yards, including a 16-yard reception. **Illinois (9/28):** Caught three passes for 38 yards, including a 20-yard grab. **UCLA (10/5):** Made three catches for 46 yards, including a 25-yard reception.

WALLACE'S CAREER STATISTICS

	Att.-Yds.	Avg.	TD	LG	Rec.-Yds.	Avg.	TD	LG
2022	-	-	-	-	19-273	14.4	1	48
2023	-	-	-	-	19-228	12.0	1	29
2024	-	-	-	-	14-230	16.4	2	50
Career	-	-	-	-	52-731	14.1	4	50

WALLACE'S CAREER HIGHS

Receptions	7; West Virginia, 9/2/23
Receiving Yards	117; at West Virginia, 8/31/24
Receiving Touchdowns	2; at West Virginia, 8/31/24
Longest Reception	50; at West Virginia, 8/31/24



TYLER WARREN 44

Tight End | 6-6 | 261
Senior
Mechanicsville, Va./Atlee
Major: Telecommunications

CAREER NOTES & RECORDS

Career: Rankings: Owns 14 career touchdown receptions, good for 14th all-time at Penn State and third among Nittany Lion tight ends...Ranks ninth among PSU tight ends with 72 career receptions and 11th with 895 career receiving yards...Sits first among PSU tight ends with 17 total touchdowns (14 receiving, 3 rushing). **Notable:** Has appeared in 45 career games, making 20 starts...Owns 72 career receptions for 895 yards and 14 touchdowns, while adding three rushing touchdowns and one passing touchdown...Among active FBS tight ends, is fourth in career touchdown receptions (13).

Season: 2023: Posted seven receiving touchdowns, tied for third in a single season among Penn State tight ends.

Game: Records Set: Posted 146 receiving yards against Bowling Green (9/7/24), a Penn State tight end record in a game. **2023:** Had 127 yards against Ole Miss (12/30), Penn State's first tight end with 100+ receiving yards in a game since Pat Freiermuth's 113 yards at Nebraska in 2020.

Bowl: 2023: In the Chick-fil-A Peach Bowl vs. Ole Miss (12/30), posted 127 yards receiving, a Penn State bowl record by a tight end, topping Andrew Quarless' 88 yards vs. LSU in the 2010 Capital One Bowl.

2024 SENIOR SEASON

Awards: Weekly: Earned the Mackey Award Tight End of the Week (Bowling Green - 9/7). **Preseason:** Named to the Mackey Award watch list.

Season: Has started five games at tight end, making 23 receptions for 289 yards and three touchdowns, while adding 34 rushing yards, a rushing touchdown and a passing touchdown...Currently has a 21-game reception streak and has at least one 14-yard catch in each of his last 11 games...Among FBS tight ends, ranks fourth in yards per reception (12.6) among TEs with 23+ catches, fifth in receiving touchdowns (3), sixth in red zone catches (5), seventh in receiving yards per game (57.8) and eighth in receptions (23) and receiving yards (289)...Second among FBS tight ends with 70% of his catches going for first downs (min. 20 receptions)...Named the coaching staff's Offensive Player of the Game (Bowling Green - 9/7).

at West Virginia (8/31): Made three catches for 30 yards, including a 19-yard touchdown. **Bowling Green (9/7):** Posted a career-high 146 yards on a career-best eight receptions...Hauled in catches of 22 and 30 yards in the second quarter...Added receptions of 29 and 23 yards in the third quarter. **Kent State (9/21):** Caught five passes for 50 yards and a touchdown...Added a 17-yard touchdown pass to Nicholas Singleton and a 16-yard rush...Became PSU's first non-QB with a passing and receiving touchdown in the same game since KeAndre Lambert-Smith against Michigan State in 2022. **Illinois (9/28):** Made four catches for 34 yards...Had two carries for 13 yards, including a 3-yard touchdown. **UCLA (10/5):** Hauled in three catches for 29 yards, including a 5-yard touchdown...Added a 5-yard rush...Scored his 17th career total touchdown (14 receiving, 3 rushing) to set a Penn State tight end record.

WARREN'S CAREER STATISTICS

	Att.-Yds.	Avg.	TD	LG	Rec.-Yds.	Avg.	TD	LG
2021	6-6	1.0	2	3	5-61	12.2	1	29
2022	-	-	-	-	10-123	12.3	3	38
2023	-	-	-	-	34-422	12.4	7	75
2024	4-34	8.5	1	16	23-289	12.6	3	30
Career	10-40	4.0	3	16	72-895	12.4	14	75

WARREN'S CAREER HIGHS

Receptions	8; Bowling Green, 9/7/24
Receiving Yards	146; Bowling Green, 9/7/24
Receiving Touchdowns	2; Iowa, 9/23/23
Longest Reception	75; vs. Ole Miss, 12/30/23
Rushing Attempts	2; Twice: Last Illinois, 9/28/24
Rushing Yards	16; Kent State, 9/21/24
Rushing Touchdowns	1; Three Times: Last Illinois, 9/28/24
Longest Rush	16; Kent State, 9/21/24
Pass Completions	1; Kent State, 9/21/24
Pass Attempts	1; Kent State, 9/21/24
Passing Yards	17; Kent State, 9/21/24
Passing Touchdowns	1; Kent State, 9/21/24
Longest Pass	17; Kent State, 9/21/24



ELLIOT WASHINGTON II 9

Cornerback | 5-11 | 194
Sophomore
Venice, Fla./Venice
Major: Division of Undergraduate Studies

2024 SOPHOMORE SEASON

Season: Has played in five games, making one start...Owns four tackles, one interception and two pass breakups.

at West Virginia (8/31): Hauled in his first career interception...Made a solo tackle. **Bowling Green (9/7):** Broke up a pass. **Kent State (9/21):** Made his first career start. **Illinois (9/28):** Posted two tackles and added a pass breakup. **UCLA (10/5):** Assisted on one tackle.

WASHINGTON'S CAREER STATISTICS

	UT-AT	TT	FF	FR	I	PBU	SACK	TFL
2023	6-3	9	-	-	-	-	-	1.0-1
2024	2-2	4	-	-	1	2	-	-
Career	8-5	13	-	-	1	2	-	1.0-1

WASHINGTON'S CAREER HIGHS

Tackles	2; Four Times: Last Illinois, 9/28/24
Tackles for Loss	1; vs. Ole Miss, 12/30/23
Interceptions	1; at West Virginia, 8/31/24
Pass Breakups	1; Twice: Last Illinois, 9/28/24



ZAKEE WHEATLEY 6

Safety | 6-2 | 200
Redshirt Junior
Crofton, Md./Archbishop Spalding
Major: Telecommunications

2024 REDSHIRT JUNIOR SEASON

Season: Has made five starts at safety...Owns 23 tackles (12 solo), 1.5 tackles for loss, an interception, and two pass breakups.

at West Virginia (8/31): Made four tackles (3 solo)...Added a tackle for loss. **Bowling Green (9/7):** Picked off a pass in the fourth quarter...Recorded five tackles in the first half and finished the game with six stops...Added a pass breakup. **Kent State (9/21):** Notched one tackle and a pass breakup. **Illinois (9/28):** Made five stops (3 solo). **UCLA (10/5):** Recorded a career-high seven tackles, including five in the first half...Notched a solo tackle for loss in the first quarter.

WHEATLEY'S CAREER STATISTICS

	UT-AT	TT	FF	FR	I	PBU	SACK	TFL
2021	1-1	2	-	-	-	-	-	-
2022	21-6	27	1	-	2	1	-	-
2023	14-10	24	-	-	-	-	-	0.5-1
2024	12-11	23	-	-	1	2	-	1.5-2
Career	48-28	76	1	-	3	3	-	2.0-3

WHEATLEY'S CAREER HIGHS

Tackles.....7; UCLA, 10/5/24
Tackles for Loss1; UCLA, 10/5/24
Forced Fumbles1; at Purdue, 9/1/22
Interceptions.....1; Three Times: Last Bowling Green, 9/24/22
Pass Breakups1; Three Times: Last Kent State, 9/21/24



J'VEN WILLIAMS 74

Offensive Line | 6-5 | 310
Redshirt Freshman
Reading, Pa./Wyomissing
Major: Division of Undergraduate Studies

2024 REDSHIRT FRESHMAN SEASON

Season: Has appeared in five games, primarily on special teams.
Kent State (9/21): Saw significant action on the offensive line...Penn State had a school record 718 yards of offense...The Nittany Lions had a school record 40 first downs...Penn State's 409 passing yards are the fifth highest total in school history.



KEVIN WINSTON JR. 2

Safety | 6-2 | 208
Junior
Columbia, Md./DeMatha Catholic
Major: Media Studies

2024 JUNIOR SEASON

Awards: Season: Tabbed the Chuck Bednarik Award Defensive Player of the Week (West Virginia - 8/31)...Named the Big Ten Defensive Player of the Week (West Virginia - 8/31). Preseason: Named to the Chuck Bednarik Award watch list.
Season: Has started two games at safety, making 13 tackles (8 solo) to go along with a forced fumble... Voted a team captain.
at West Virginia (8/31): Tied his career high with 12 tackles (7 solo) to go along with a forced fumble.
Bowling Green (9/7): Posted a solo tackle.

WINSTON'S CAREER STATISTICS

	UT-AT	TT	FF	FR	I	PBU	SACK	TFL
2022	11-5	16	-	-	-	-	-	1.0-3
2023	34-27	61	-	2	1	5	-	2.5-5
2024	8-5	13	1	-	-	-	-	-
Career	53-37	90	1	2	1	5	-	3.5-8

WINSTON'S CAREER HIGHS

Tackles.....12; Twice: Last at West Virginia, 8/31/24
Tackles for Loss1.0; Three Times: Last vs Michigan St, 11/24/23
Forced Fumbles1; at West Virginia, 8/31/24
Fumble Recoveries1; Twice: Last Indiana, 10/28/23
Interceptions.....1; Rutgers, 11/18/23
Pass Breakups2; at Michigan State, 11/24/23



SAL WORMLEY 77

Offensive Line | 6-3 | 327
Redshirt Senior +
Newark, N.J./Smyrna (Del.)
Major: African American Studies

2024 REDSHIRT SENIOR (+) SEASON

Awards: Preseason: Named to the Outland Trophy watch list.
Season: Has started five games at right guard.
at West Virginia (8/31): Penn State gained 457 yards on 60 plays (7.6 yards per play)...The Nittany Lions threw for 235 yards and rushed for 222 yards, while not allowing a sack...PSU tallied eight runs of 10+ yards. Bowling Green (9/7): Penn State had nine plays of 20+ yards (five passes, four rushes)... PSU collected 438 total yards, throwing for 204 yards and rushing for 234 yards... The Nittany Lions had two 100-yard rushers (Nicholas Singleton - 119; Kaytron Allen - 101). Kent State (9/21): Penn State had a school record 718 yards of offense...The Nittany Lions had a school record 40 first downs...Penn State's 409 passing yards are the fifth highest total in school history. Illinois (9/28): Helped pave way for the offense to gain 239 yards on the ground with three rushing touchdowns...Kaytron Allen rushed for 102 yards and a touchdown, while Nicholas Singleton added 94 yards and a score. UCLA (10/5): Penn State totaled four plays of 20+ yards on offense...The Nittany Lions scored on a 16-play, 82-yard drive, covering 8:36 in the second quarter, PSU's longest drive by time since a 9:04 drive against Indiana in 2019.



KENNY WOSELEY JR. 17

Cornerback | 5-10 | 167
Freshman
Philadelphia, Pa./Imhotep Charter
Major: Division of Undergraduate Studies

2024 FRESHMAN SEASON

Season: Has appeared in one game.



WINSTON YATES 38

Linebacker | 6-2 | 223
Redshirt Freshman
Moorestown, N.J./Paul VI
Major: Division of Undergraduate Studies

2024 REDSHIRT FRESHMAN SEASON

Season: Has appeared in one game.

Team Results

	Date	Opponent		Score	Att.
	08/31/2024	at West Virginia	W	34-12	62084
	09/07/2024	Bowling Green	W	34-27	103861
	09/21/2024	Kent St.	W	56-0	109526
*	09/28/2024	Illinois	W	21-7	109911
*	10/05/2024	UCLA	W	27-11	110047

Rushing

Player	gp	att	gain	loss	net	avg	td	lg	avg/g
Nicholas Singleton	4	53	410	2	408	7.7	3	41	102.0
Kaytron Allen	5	74	375	8	367	5.0	2	26	73.4
Beau Pribula	5	15	105	0	105	7.0	1	14	21.0
Drew Allar	5	26	134	45	89	3.4	3	15	17.8
Cam Wallace	3	18	66	3	63	3.5	1	13	21.0
Tyler Warren	5	4	34	0	34	8.5	1	16	6.8
Quinton Martin	2	8	29	4	25	3.1	0	10	12.5
Liam Clifford	5	1	12	0	12	12.0	0	12	2.4
Team	5	4	0	14	-14	-3.5	0	0	-2.8
Total	5	203	1165	76	1089	5.4	11	41	217.8
Opponents	5	154	555	174	381	2.5	2	41	76.2

Passing

Player	gp	effic	comp-att-int	pct	yds	td	lg	avg/g
Drew Allar	5	187.6	73-103-1	70.9	1101	9	59	220.2
Beau Pribula	5	201.7	7-10-1	70.0	102	2	19	20.4
Tyler Warren	5	572.8	1-1-0	100.0	17	1	17	3.4
Total	5	192.2	81-114-2	71.1	1220	12	59	244.0
Opponents	5	110.3	80-137-4	58.4	785	4	53	157.0

Receiving

Player	gp	no.	yds	avg	td	lg	avg/g
Tyler Warren	5	23	289	12.6	3	30	57.8
Harrison Wallace III	5	14	230	16.4	2	50	46.0
Omari Evans	5	10	220	22.0	2	59	44.0
Liam Clifford	5	8	180	22.5	1	57	36.0
Julian Fleming	5	7	99	14.1	0	39	19.8
Nicholas Singleton	4	6	74	12.3	2	17	18.5
Khalil Dinkins	4	3	26	8.7	1	13	6.5
Quinton Martin	2	3	18	6.0	0	7	9.0
Luke Reynolds	5	3	35	11.7	0	19	7.0
Kaytron Allen	5	2	21	10.5	1	20	4.2
Anthony Ivey	2	1	15	15.0	0	15	7.5
Tyseer Denmark	1	1	13	13.0	0	13	13.0
Total	5	81	1220	15.1	12	59	244.0
Opponents	5	80	785	9.8	4	53	157.0

Game Records

Record	Overall	Home	Away	Neutral
ALL GAMES	5-0	4-0	1-0	0-0
CONFERENCE	2-0	2-0	0-0	0-0
NON-CONFERENCE	3-0	2-0	1-0	0-0

Team Statistics

	PSU	OPP
First Downs	124	76
Rushing	60	27
Passing	58	41
Penalty	6	8
Rushing Yardage	1089	381
Rushing attempts	203	154
Average per rush	5.4	2.5
Average per game	217.8	76.2
TDs Rushing	11	2
Passing Yardage	1220	785
Comp-Att-Int	81-114-2	80-137-4
Average per pass	10.7	5.7
Average per catch	15.1	9.8
Average per game	244.0	157.0
TDs Passing	12	4
Total offense	2309	1166
Average per play	7.3	4.0
Average per game	461.8	233.2
Kick returns: #-Yards	6-108	6-128
Punt returns: #-Yards	8-38	2-0
Int returns: #-Yards	4-20	2-16
Fumbles-Lost	3-1	8-3
Penalties-Yards	30-284	20-148
Punts-Avg	14-42.4	25-43.0
Time of possession / game	31:00	29:00
3rd-down conversion	28/53	22/66
4rd-down conversion	2/3	6/11
PAT-attempts	(22-22) 100%	(4-4) 100%
2-point conversion-attempts	(0-1) 0%	(1-2) 50%

Interceptions

Player	no.	yds	avg	td	lg
Zakee Wheatley	1	0	0.0	0	0
AJ Harris	1	20	20.0	0	20
Tony Rojas	1	0	0.0	0	0
Elliot Washington II	1	0	0.0	0	0
Total	4	20	5.0	0	20
Opponents	2	16	8.0	0	13

2024 RESULTS & STATISTICS

Field Goals

Player	fg	pct.	01-19	20-29	30-39	40-49	50-99	lg	blk
Sander Sahaydak	2-5	40.0	0-0	1-1	0-0	1-4	0-0	43	0
Ryan Barker	2-2	100.0	0-0	1-1	0-0	1-1	0-0	40	0
Opponents	5-6	83.3	0-0	1-1	3-3	1-2	0-0	42	0

Scoring

Player	td	fg	PAT				dxp	saf	pts
			kick	rush	rcv	pass			
Nicholas Singleton	5	-	-	-	-	-	-	-	30
Tyler Warren	4	-	-	-	-	-	-	-	24
Sander Sahaydak	-	2-5	17-17	-	-	-	-	-	23
Kaytron Allen	3	-	-	-	-	-	-	-	18
Drew Allar	3	-	-	-	-	-	-	-	18
Harrison Wallace III	2	-	-	-	-	-	-	-	12
Omari Evans	2	-	-	-	-	-	-	-	12
Ryan Barker	-	2-2	5-5	-	-	-	-	-	11
Khalil Dinkins	1	-	-	-	-	-	-	-	6
Liam Clifford	1	-	-	-	-	-	-	-	6
Beau Pribula	1	-	-	-	-	-	-	-	6
Cam Wallace	1	-	-	-	-	-	-	-	6
Total	23	4-7	22-22	0	0	0	0	0	172
Opponents	6	5-6	4-4	0	1	1	0	0	57

Score by Periods

Team	1st	2nd	3rd	4th	OT	TOT
Penn St.	21	68	45	38	0	172
Opponents	17	23	0	17	0	57

FG Sequence

Team Name	Penn St.	Opponents
Illinois	40,40	45
UCLA	(25),(40)	(25)
West Virginia	47	(38),(39)
Bowling Green	(43),(28)	(33),(42)

Numbers in parentheses indicate field goal was made

Kickoffs

Player	no.	yds	avg	tb	ob	retn	net	ydln
Gabe Nwosu	31	1983	64.0	19	2			
Ryan Barker	1	61	61.0	0	0			
Total	32	2044	63.9	19	2	6	39.6	25
Opponents	14	865	61.8	8	0	6	39.8	25

Punting

Player	no.	yds	avg	lg	tb	fc	i20	50+	blk
Riley Thompson	14	594	42.4	56	1	10	4	1	0
Total	14	594	42.4	56	1	10	4	1	0
Opponents	25	1075	43.0	55	0	12	11	1	0

Punt Returns

Player	no.	yds	avg	td	lg
Kaden Saunders	4	25	6.3	0	23
Zion Tracy	3	11	3.7	0	9
Jake Spencer	1	2	2.0	0	2
Total	8	38	4.8	0	23
Opponents	1	0	0.0	0	0

Kick Returns

Player	no.	yds	avg	td	lg
Nicholas Singleton	4	76	19.0	0	20
Andrew Rappleyea	1	5	5.0	0	5
Quinton Martin	1	27	27.0	0	27
Total	6	108	18.0	0	27
Opponents	6	128	21.3	0	35

All Purpose

Player	g	rush	rcv	pr	kr	ir	total	avg/g
Nicholas Singleton	4	408	74	0	76	0	558	139.5
Kaytron Allen	5	367	21	0	0	0	388	77.6
Tyler Warren	5	34	289	0	0	0	323	64.6
Harrison Wallace III	5	0	230	0	0	0	230	46.0
Omari Evans	5	0	220	0	0	0	220	44.0
Liam Clifford	5	12	180	0	0	0	192	38.4
Beau Pribula	5	105	0	0	0	0	105	21.0
Julian Fleming	5	0	99	0	0	0	99	19.8
Drew Allar	5	89	0	0	0	0	89	17.8
Quinton Martin	2	25	18	0	27	0	70	35.0
Cam Wallace	3	63	0	0	0	0	63	21.0
Luke Reynolds	5	0	35	0	0	0	35	7.0
Khalil Dinkins	4	0	26	0	0	0	26	6.5
Kaden Saunders	4	0	0	25	0	0	25	6.3
AJ Harris	5	0	0	0	0	20	20	4.0
Anthony Ivey	3	0	15	0	0	0	15	5.0
Tyseer Denmark	1	0	13	0	0	0	13	13.0
Zion Tracy	5	0	0	11	0	0	11	2.2
Andrew Rappleyea	1	0	0	0	5	0	5	5.0
Jake Spencer	3	0	0	2	0	0	2	0.7
Total	5	1089	1220	38	108	20	2475	495.0
Opponents	5	381	785	0	128	16	1310	262.0

Total Offense

Player	g	plays	rush	pass	total	avg/g
Drew Allar	5	129	89	1101	1190	238.0
Nicholas Singleton	4	53	408	0	408	102.0
Kaytron Allen	5	74	367	0	367	73.4
Beau Pribula	5	25	105	102	207	41.4
Cam Wallace	3	18	63	0	63	21.0
Tyler Warren	5	5	34	17	51	10.2
Quinton Martin	2	8	25	0	25	12.5
Liam Clifford	5	1	12	0	12	2.4
Total	5	317	1089	1220	2309	461.8
Opponents	5	291	381	785	1166	233.2

Team Defense

			Tackles				Sacks	Pass defense			Fumbles		blkd	
##	Player	gp	ua	a	tot	tfl/yds	no-yds	int-yds	brup	qbh	fr-yds	ff	kick	saf
1	Jaylen Reed	5	15	18	33	3-30	1.5-18	.	2	1	1-0	1	.	.
6	Zakee Wheatley	5	12	11	23	1.5-2	.	1-0	2
41	Kobe King	5	12	11	23	2-4	1-3
13	Tony Rojas	5	14	9	23	3.5-6	.	1-0	1	1
11	Abdul Carter	5	14	8	22	8-34	3-12	.	2	2	.	1	.	.
4	AJ Harris	5	7	9	16	.	.	1-20	2
43	Tyler Elsdon	5	5	9	14	.	.	.	2
2	Kevin Winston	2	8	5	13	1	.	.
5	Cam Miller	5	8	4	12	1-7	1-7	.	.	2
28	Zane Durant	5	7	5	12	5-30	2.5-24	.	1	1
91	Dvon J-Thomas	5	4	5	9	1.5-6
3	Jalen Kimber	5	6	3	9	.	.	.	2
50	Alonzo Ford Jr.	5	2	7	9
24	Ta'Mere Robinson	4	8	1	9	1-1
33	Dani Dennis-Sutton	5	5	3	8	2-10	2-10	.	3	3	1-1	1	.	.
0	Dominic DeLuca	4	2	5	7	0.5-0	.	.	.	1
7	Zion Tracy	5	4	3	7
10	Dejuan Lane	5	2	4	6
99	Coziah Izzard	5	2	3	5	1.5-2
29	Audavion Collins	5	3	2	5
40	Anthony Specca	1	2	3	5	1
21	Vaboue Toure	2	2	3	5	.	.	.	1
15	Amin Vanover	5	.	4	4	0.5-8	0.5-8	.	.	1
9	Elliot Washington II	5	2	2	4	.	.	1-0	2
51	Hakeem Beamon	4	1	2	3	1.5-5
92	Smith Vilbert	5	1	2	3	1.5-10	1.5-10	.	.	.	1-9	1	.	.
58	Kaleb Artis	5	1	1	2
12	Jon Mitchell	1	.	2	2
2	Liam Clifford	5	1	.	1
49	Ben Chizmar	1	.	1	1
13	Kaytron Allen	5	1	.	1
14	Tyrece Mills	4	.	1	1
8	DaKaari Nelson	5	.	1	1
39	Ty Blanding	2	1	.	1	1-1
56	Joseph Mupoyi	1	.	1	1
18	Max Granville	1	1	1
Totals		5	152	148	300	35-156	13-92	4-20	21	14	3-10	5	0	0
Opponents		5	177	166	343	16-62	6-43	2-16	8	7	1-0	1	1	0

SCORING SUMMARY

Plays	Yds	Time	Result	Qtr.	Scoring Play
WEST VIRGINIA (5)					
4	84	1:42	TD	2	Wallace III 50-yd pass from Allar (Pass failed)
10	71	3:45	TD	2	Allen 20-yd pass from Allar (Sahaydak kick)
3	73	0:26	TD	2	Wallace III 18-yd pass from Allar (Sahaydak kick)
9	78	4:39	TD	3	Singleton 40-yd run (Sahaydak kick)
6	70	3:46	TD	4	Warren 19-yd pass from Pribula (Sahaydak kick)
BOWLING GREEN (6)					
6	75	2:25	TD	1	Allar 6-yd run (Sahaydak kick)
3	75	1:00	TD	2	Evans 29-yd pass from Allar (Sahaydak kick)
6	19	3:01	FG	2	43 yd field goal Sahaydak
10	64	3:22	FG	2	28 yd field goal Sahaydak
8	85	4:07	TD	3	Singleton 14 yd pass from Allar (Sahaydak kick)
1	41	0:07	TD	4	Singleton 41-yd run (Sahaydak kick)
KENT STATE (8)					
9	89	4:41	TD	1	Warren 16-yd pass from Allar (Sahaydak kick)
7	90	2:36	TD	2	Singleton 17-yd pass from Warren (Sahaydak kick)
6	79	1:32	TD	2	Clifford 14-yd pass from Allar (Sahaydak kick)
7	75	0:44	TD	2	Allar 5-yd run (Sahaydak kick)
4	75	1:47	TD	3	Evans 59-yd pass from Allar (Sahaydak kick)
9	91	4:50	TD	3	Dinkins 13-yd pass from Pribula (Sahaydak kick)
8	67	3:55	TD	4	Wallace 1-yd run (Sahaydak kick)
13	83	6:11	TD	4	Pribula 1-yd run (Barker kick)
ILLINOIS (3)					
8	75	4:02	TD	1	Warren 3-yd run (Sahaydak kick)
12	74	6:16	TD	3	Singleton 4-yd run (Sahaydak kick)
8	41	3:55	TD	4	Allen 5-yd run (Barker kick)
UCLA (5)					
16	82	8:36	TD	2	Allar 1-yd run (Barker kick)
8	75	2:31	TD	2	Warren 5-yd pass from Allar (Barker kick)
7	39	4:02	FG	3	25-yd field goal Barker
5	58	2:26	TD	3	Allen 1-yd run (Barker kick)
7	65	3:00	FG	4	40-yd field goal Barker

RED ZONE RECAP

PENN STATE			
Opponent	Scores/Chances	Result	Pct.
at West Virginia	3/3	3 TD	100%
Bowling Green	3/4	2 TD, 1 FG, 1 INT	75%
Kent State	7/7	7 TD	100%
Illinois	3/4	3 TD, 1 FG MISS	75%
UCLA	4/4	3 TD, 1 FG	100%
TOTAL	20/22	18 TD, 2 FG, 1 FG MISS 1 INT	90.9%

OPPONENT			
Opponent	Scores/Chances	Result	Pct.
at West Virginia	3/4	1 TD, 2 FG, 1 TO on Downs	75%
Bowling Green	3/3	2 TD, 1 FG	100%
Kent State	0/0	-	-
Illinois	1/2	1 TD, 1 FG MISS	50%
UCLA	2/3	1 TD, 1 FG, 1 TO on DOWNS	66.7%
TOTAL	9/12	5 TD, 4 FG, 1 FG MISS, 2 TO on DOWNS	75%

PENN STATE GAME-BY-GAME

Date	Opponent	Rushing				Receiving				Passing				Kick Returns				Punt Returns				tot off
		no.	yds	td	lg	no.	yds	td	lg	cmp-att-int	yds	td	lg	no.	yds	td	lg	no.	yds	td	lg	
08/31/2024	at West Virginia	42	222	1	40	12	235	4	55	12-18-0	235	4	55	4	61	0	20	0	0	0	0	457
09/07/2024	Bowling Green	37	234	2	41	13	204	2	30	13-20-1	204	2	30	0	0	0	0	1	-7	0	0	438
09/21/2024	Kent St.	50	309	3	18	24	409	5	59	24-31-1	409	5	59	0	0	0	0	4	34	0	23	718
09/28/2024	Illinois	44	239	3	14	15	135	0	20	15-21-0	135	0	20	1	20	0	20	0	0	0	0	374
10/05/2024	UCLA	30	85	2	11	17	237	1	57	17-24-0	237	1	57	1	27	0	27	3	11	0	9	322
Penn St.		203	1089	11	41	81	1220	12	59	81-114-2	1220	12	59	6	108	0	27	8	38	0	23	2309
Opponents		154	381	2	41	80	785	4	53	80-137-4	785	4	53	6	128	0	35	2	0	0	0	1166

Penn St. Averages

Games	Avg/ rush	Avg/ catch	Pass effic	KR avg	PR avg	All purpose avg/game	Total offense avg/game
5	5.4	15.1	192.2	18.0	4.8	495.0	461.8

Date	Opponent	Tackles			Sacks		Fumble		Pass Defense			blkd	PAT attempts			off		
		ua	a	total	tfl-yds	no-yds	ff	fr-yds	int-yds	qbh	brup	kick	kick	rush	rcv	saf	t/o	pts
08/31/2024	at West Virginia	35	34	69	6.0-33	2-15	2	2-1	1-0	0	5	0	4-4	0	0	0	0	34
09/07/2024	Bowling Green	31	32	63	3.0-7	0-0	0	0-0	2-0	3	5	0	4-4	0	0	0	7	34
09/21/2024	Kent St.	19	24	43	6.0-9	2-4	1	0-0	0-0	4	5	0	8-8	0	0	0	0	56
09/28/2024	Illinois	37	18	55	13.0-63	7-43	1	1-9	1-20	3	3	0	3-3	0	0	0	7	21
10/05/2024	UCLA	30	40	70	7.0-44	2-30	1	0-0	0-0	4	3	0	3-3	0	0	0	0	27
Penn St.		152	148	300	35.0-156	13-92	5	3-10	4-20	14	21	0	22-22	0	0	0	14	172
Opponents		177	166	343	16.0-62	6-43	1	1-0	2-16	7	8	1	4-4	0	1	0	0	57

Date	Opponent	Punting										Field Goals			Kickoffs				
		no.	yds	avg	long	blkd	tb	fc	50+	i20	md-att	long	blkd	no.	yds	avg	tb	ob	
08/31/2024	at West Virginia	4	176	44.0	49	0	1	3	0	1	0-1	0	0	6	375	62.5	2	0	
09/07/2024	Bowling Green	4	188	47.0	56	0	0	3	1	2	2-2	43	0	7	446	63.7	4	1	
09/21/2024	Kent St.	2	71	35.5	38	0	0	1	0	0	0-0	0	0	9	576	64.0	5	1	
09/28/2024	Illinois	1	48	48.0	48	0	0	1	0	1	0-2	0	0	4	260	65.0	4	0	
10/05/2024	UCLA	3	111	37.0	38	1	0	1	0	0	2-2	40	0	6	387	64.5	4	0	
Penn St.		14	594	42.4	56	1	1	9	1	4	4-7	43	0	32	2044	63.9	19	2	
Opponents		25	1075	43.0	55	0	0	12	1	11	5-6	42	0	14	865	61.8	8	0	

OPPONENT GAME-BY-GAME

Date	Opponent	Rushing				Receiving				Passing				Kick Returns				Punt Returns				tot		
		no.	yds	td	lg	no.	yds	td	lg	cmp	att	int	yds	td	lg	no.	yds	td	lg	no.	yds	td	lg	off
08/31/2024	at West Virginia	37	85	1	12	15	161	0	25	15-29-1	161	0	25	2	35	0	20	0	0	0	0	0	0	246
09/07/2024	Bowling Green	26	121	1	41	25	254	2	32	25-40-2	254	2	32	1	15	0	15	1	0	0	0	0	0	375
09/21/2024	Kent St.	30	48	0	9	2	18	0	13	2-13-0	18	0	13	1	35	0	35	0	0	0	0	0	0	66
09/28/2024	Illinois	32	34	0	34	16	185	1	30	16-25-1	185	1	30	0	0	0	0	0	0	0	0	0	0	219
10/05/2024	UCLA	29	93	0	22	22	167	1	53	22-30-0	167	1	53	2	43	0	24	1	0	0	0	0	0	260
Opponents		154	381	2	41	80	785	4	53	80-137-4	785	4	53	6	128	0	35	2	0	0	0	0	0	1166
Penn St.		203	1089	11	41	81	1220	12	59	81-114-2	1220	12	59	6	108	0	27	8	38	0	23	0	0	2309

Opponents Averages

Games	Avg/ rush	Avg/ catch	Pass effc	KR avg	PR avg	All purpose avg/game	Total offense avg/game
5	2.5	9.8	110.3	21.3	0.0	262.0	233.2

Date	Opponent	Tackles				Sacks	Fumble		Pass Defense			blkd	PAT attempts			off		
		ua	a	total	tfl-yds	no-yds	ff	fr-yds	int-yds	qbh	brup	kick	kick	rush	rcv	saf	t/o	pts
08/31/2024	at West Virginia	32	40	72	2.0-4	0-0	0	1-0	0-0	0	2	0	0-0	0	0	0	0	12
09/07/2024	Bowling Green	31	24	55	4.0-31	2-27	1	0-0	1-3	2	2	0	3-3	0	0	0	0	27
09/21/2024	Kent St.	46	34	80	3.0-7	1-2	0	0-0	1-13	1	2	0	0-0	0	0	0	0	0
09/28/2024	Illinois	40	32	72	3.0-6	2-5	0	0-0	0-0	3	0	0	1-1	0	0	0	0	7
10/05/2024	UCLA	28	36	64	4.0-14	1-9	0	0-0	0-0	1	2	1	0-0	0	1	0	0	11
Opponents		177	166	343	16.0-62	6-43	1	1-0	2-16	7	8	1	4-4	0	1	0	0	57
Penn St.		152	148	300	35.0-156	13-92	5	3-10	4-20	14	21	0	22-22	0	0	0	14	172

Date	Opponent	Punting										Field Goals			Kickoffs				
		no.	yds	avg	long	blkd	tb	fc	50+	i20	md	att	long	blkd	no.	yds	avg	tb	ob
08/31/2024	at West Virginia	4	176	44.0	46	0	0	4	0	2	2	2	39	0	4	221	55.3	0	0
09/07/2024	Bowling Green	3	122	40.7	48	0	0	1	0	1	2	2	42	0	5	325	65.0	5	0
09/21/2024	Kent St.	10	423	42.3	55	0	0	4	1	5	0	0	0	0	1	65	65.0	1	0
09/28/2024	Illinois	4	174	43.5	49	0	0	2	0	2	0	1	0	0	2	124	62.0	1	0
10/05/2024	UCLA	4	180	45.0	49	0	0	1	0	1	1	1	25	0	2	130	65.0	1	0
Opponents		25	1075	43.0	55	0	0	12	1	11	5	6	42	0	14	865	61.8	8	0
Penn St.		14	594	42.4	56	1	1	9	1	4	4	7	43	0	32	2044	63.9	19	2

RUSHING & RECEIVING

Rushing

Player	No-Yds/TD	WVU	BGSU	KentSt	Illini	UCLA
Kaytron Allen	74-367/2	10-20/0	14-101/0	11-66/0	18-102/1	21-78/1
Nicholas Singleton	53-408/3	13-114/1	13-119/1	11-81/0	16-94/1	DNP
Drew Allar	26-89/3	6-44/0	7-7/1	5-26/1	4-15/0	4--3/1
Cam Wallace	18-63/1	9-24/0	-	9-39/1	DNP	DNP
Beau Pribula	15-105/1	3-25/0	2-12/0	5-45/1	3-17/0	2-6/0
Quinton Martin	8-25/0	DNP	DNP	7-24/0	DNP	1-1/0
Tyler Warren	4-34/1	-	-	1-16/0	2-13/1	1-5/0
Liam Clifford	1-12/0	-	-	1-12/0	-	-

Receiving

Player	No-Yds/TD	WVU	BGSU	KentSt	Illini	UCLA
Tyler Warren	23-289/3	3-30/1	8-146/0	5-50/1	4-34/0	3-29/1
Harrison Wallace III	14-230/2	5-117/2	-	3-29/0	3-38/0	3-46/0
Omari Evans	10-220/2	2-55/0	2-34/1	4-116/1	1-12/0	1-3/0
Liam Clifford	8-180/1	-	-	3-64/1	2-9/0	3-107/0
Julian Fleming	7-99/0	-	1-3/0	2-60/0	2-9/0	2-27/0
Nicholas Singleton	6-74/2	1-13/0	1-14/1	2-22/1	2-25/0	DNP
Luke Reynolds	3-35/0	-	-	2-27/0	1-8/0	-
Khalil Dinkins	3-26/1	DNP	1-7/0	1-13/1	-	1-6/0
Quinton Martin	3-18/0	DNP	DNP	-	DNP	3-18/0
Kaytron Allen	2-21/1	1-20/1	-	-	-	1-1/0
Anthony Ivey	1-15/0	-	DNP	1-15/0	DNP	DNP
Tyseer Denmark	1-13/0	DNP	DNP	1-13/0	DNP	DNP

KICKING & PUNTING

KICKOFFS

Season	KO	Total Yards	TB	OB	Kick Avg.	Returns	Rtn. Yds.	Yds./Rtn.
Nwosu, Gabriel	31	1,983	19	2	64.0	6	128	21.3
Barker, Ryan	1	61	0	0	61.0	0	0	-

Gabriel Nwosu

Game	KO	Total Yards	TB	OB	Kick Avg.	Returns	Rtn. Yds.	Yds./Rtn.
at WVU	6	375	2	0	62.5	2	35	17.5
BGSU	7	446	4	1	63.7	1	15	15.0
Kent State	8	515	5	1	64.4	1	35	35.0
Illinois	4	260	4	0	65.0	0	0	0.0
UCLA	6	387	4	0	64.5	2	43	21.5

Ryan Barker

Game	KO	Total Yards	TB	OB	Kick Avg.	Returns	Rtn. Yds.	Yds./Rtn.
Kent State	1	61	0	0	61.0	0	0	-

PUNTING

Season	No.	Total Yds	Avg.	Long	I20	50+	TB	FC	Blk
Thompson, Riley	14	594	42.4	56	4	1	1	10	0

Riley Thompson

Game	No.	Total Yds	Avg.	Long	I20	50+	TB	FC	Blk
at WVU	4	176	44.0	49	1	0	1	3	0
BGSU	4	188	47.0	56	2	1	0	3	0
Kent State	2	71	35.5	38	0	0	0	1	0
Illinois	1	48	48.0	48	1	0	0	1	0
UCLA	3	111	37.0	38	0	0	0	2	0

INDIVIDUAL GAME-BY-GAME

PASSING

#9 Beau Pribula	Comp	Att	Int	Pct	Yards	TD	Long	Sacked	Effic.
West Virginia	1	1	0	100.0	19	1	19	0-0	589.6
Kent St.	6	9	1	66.7	83	1	19	0-0	158.6
Totals	7	10	1	70.0	102	2	19	0-0	201.7

#15 Drew Allar	Comp	Att	Int	Pct	Yards	TD	Long	Sacked	Effic.
West Virginia	11	17	0	64.7	216	3	55	0-0	229.7
Bowling Green	13	20	1	65.0	204	2	30	2-27	173.7
Kent St.	17	21	0	81.0	309	3	59	1-2	251.7
Illinois	15	21	0	71.4	135	0	20	2-5	125.4
UCLA	17	24	0	70.8	237	1	57	1-9	167.5
Totals	73	103	1	70.9	1101	9	59	6-43	187.6

#44 Tyler Warren	Comp	Att	Int	Pct	Yards	TD	Long	Sacked	Effic.
Kent St.	1	1	0	100.0	17	1	17	0-0	572.8
Totals	1	1	0	100.0	17	1	17	0-0	572.8

TACKLE BREAKDOWN

RUSHING TACKLES		PASSING TACKLES		SPECIAL TEAMS TACKLES		Total	KO	Punt
Reed, Jaylen	25	Harris, A.J.	11	Collins, Audavion	1	1	1	0
Carter, Abdul	18	Rojas, Tony	11	Elsdon, Tyler	1	1	1	0
King, Kobe	17	Miller, Cam	10	Robinson, Ta'Mere	2	2	2	0
Rojas, Tony	16	Wheatley, Zakee	10	Tracy, Zion	2	2	2	0
Wheatley, Zakee	13	Kimber, Jalen	5	TOTALS	6	6	6	0
Durant, Zane	12	King, Kobe	5					
Elsdon, Tyler	10	Reed, Jaylen	5					
J-Thomas, Dvon	10	Collins, Audavion	4					
Winston Jr., Kevin	10	Elsdon, Tyler	3					
Ford Jr., Alonzo	8	Tracy, Zion	3					
DeLuca, Dominic	6	Carter, Abdul	2					
Dennis-Sutton, Dani	5	DeLuca, Dominic	2					
Harris, A.J.	5	Lane, Dejuan	2					
Izzard, Coziah	5	Robinson, Ta'Mere	2					
Robinson, Ta'Mere	5	Toure, Vaboue	2					
Specs, Anthony	5	Winston Jr., Kevin	2					
Kimber, Jalen	4	Dennis-Sutton, Dani	1					
Lane, Dejuan	4	Ford Jr., Alonzo	1					
Washington II, Elliot	4	Vanover, Amin	1					
Beamon, Hakeem	3	TOTAL	84					
Toure, Vaboue	3							
Vanover, Amin	3							
Vilbert, Smith	3							
Artis, Kaleb	2							
Mitchell, Jon	2							
Miller, Cam	2							
Tracy, Zion	2							
Blanding, Ty	1							
Chizmar, Ben	1							
Mills, Tyrece	1							
Mupoyi, Joseph	1							
Nelson, DaKaari	1							
TOTAL	207							

INDIVIDUAL GAME-BY-GAME

ALL-PURPOSE

Player	g	rush	rcv	pr	kr	ir	total	avg/g
Nicholas Singleton	4	408	74	0	76	0	558	139.5
Kaytron Allen	5	367	21	0	0	0	388	77.6
Tyler Warren	5	34	289	0	0	0	323	64.6
Harrison Wallace III	5	0	230	0	0	0	230	46.0
Omari Evans	5	0	220	0	0	0	220	44.0
Liam Clifford	5	12	180	0	0	0	192	38.4
Beau Pribula	5	105	0	0	0	0	105	21.0
Julian Fleming	5	0	99	0	0	0	99	19.8
Drew Allar	5	89	0	0	0	0	89	17.8
Quinton Martin	2	25	18	0	27	0	70	35.0
Cam Wallace	3	63	0	0	0	0	63	21.0
Luke Reynolds	5	0	35	0	0	0	35	7.0
Khalil Dinkins	4	0	26	0	0	0	26	6.5
Kaden Saunders	4	0	0	25	0	0	25	6.3
AJ Harris	5	0	0	0	0	20	20	4.0
Anthony Ivey	2	0	15	0	0	0	15	7.5
Tyseer Denmark	1	0	13	0	0	0	13	13.0
Zion Tracy	5	0	0	11	0	0	11	2.2
Andrew Rappleyea	1	0	0	0	5	0	5	5.0
Jake Spencer	3	0	0	2	0	0	2	0.7
Team	5	-14	0	0	0	0	-14	-2.8
Total	5	1089	1220	38	108	20	2475	495.0
Opponents	5	381	785	0	128	16	1310	262.0

GAME LEADERS

Opponent	Rushing Attempts	Rushing Yards	Receptions	Receiving Yards	All-Purpose Yards	Tackles
at West Virginia	Singleton - 13	Singleton - 114	Wallace III - 5	Wallace III - 117	Singleton - 183	Winston Jr. - 12
Bowling Green	Allen - 14	Singleton - 119	Warren - 8	Warren - 146	Warren - 146	Reed - 10
Kent State	Allen/Singleton - 11	Singleton - 81	Warren - 5	Evans - 116	Evans - 116	Specia - 5
Illinois	Allen - 18	Allen - 102	Warren - 5	Wallace III - 38	Singleton - 139	Reed - 8
UCLA	Allen - 21	Allen - 78	Four Players Tied - 3	Clifford - 107	Clifford - 107	Rojas - 8
at USC	-	-	-	-	-	-
at Wisconsin	-	-	-	-	-	-
Ohio State	-	-	-	-	-	-
Washington	-	-	-	-	-	-
at Purdue	-	-	-	-	-	-
at Minnesota	-	-	-	-	-	-
Maryland	-	-	-	-	-	-

INDIVIDUAL GAME-BY-GAME

TACKLES

Player	S-A	Total	WVU	BGSU	KentSt	Illini	UCLA
Jaylen Reed	15-18	33	3-6	4-6	1-2	6-2	1-2
Tony Rojas	14-9	23	2-3	2-3	2-0	3-0	5-3
Zakee Wheatley	12-11	23	3-1	2-4	1-0	3-2	3-4
Kobe King	12-11	23	1-2	4-3	1-0	4-3	2-3
Abdul Carter	14-8	22	1-0	5-2	2-2	4-3	2-1
AJ Harris	7-9	16	0-3	1-3	-	2-2	4-1
Tyler Elsdon	5-9	14	0-4	1-2	-	2-0	2-3
Kevin Winston	8-5	13	7-5	1-0	DNP	DNP	DNP
Cam Miller	8-4	12	3-0	4-1	0-1	1-1	0-1
Zane Durant	7-5	12	2-2	0-1	1-0	4-0	0-2
Ta'Mere Robinson	8-1	9	2-0	DNP	2-1	1-0	3-0
Jalen Kimber	6-3	9	3-0	1-1	1-1	1-0	0-1
Dvon J-Thomas	4-5	9	1-1	2-2	0-1	1-0	0-1
Alonzo Ford Jr.	2-7	9	-	1-0	0-1	-	1-6
Dani Dennis-Sutton	5-3	8	1-0	1-1	1-1	1-0	1-1
Zion Tracy	4-3	7	1-0	0-1	1-0	1-1	1-1
Dominic DeLuca	2-5	7	2-3	0-1	-	DNP	0-1
Dejuan Lane	2-4	6	-	-	0-2	-	2-2
Audavion Collins	3-2	5	1-0	0-1	1-0	-	1-1
Vaboue Toure	2-3	5	DNP	DNP	-	DNP	2-3
Anthony Specca	2-3	5	DNP	DNP	2-3	DNP	DNP
Coziah Izzard	2-3	5	0-1	1-0	-	1-1	0-1
Elliot Washington II	2-2	4	1-0	-	-	1-1	0-1
Amin Vanover	0-4	4	0-2	-	0-1	-	0-1
Hakeem Beamon	1-2	3	0-1	-	0-1	1-0	DNP
Smith Vilbert	1-2	3	1-0	-	0-1	0-1	-
Kaleb Artis	1-1	2	-	-	1-1	-	-
Jon Mitchell	0-2	2	DNP	DNP	0-2	DNP	DNP
Liam Clifford	1-0	1	-	1-0	-	-	-
Kaytron Allen	1-0	1	-	-	1-0	-	-
Ty Blanding	1-0	1	-	DNP	1-0	DNP	DNP
DaKaari Nelson	0-1	1	-	-	-	0-1	-
Tyrece Mills	0-1	1	-	-	0-1	-	DNP
Ben Chizmar	0-1	1	DNP	DNP	0-1	DNP	DNP
Joseph Mupoyi	0-1	1	DNP	DNP	0-1	DNP	DNP

64 2024 PENN STATE FOOTBALL

INDIVIDUAL GAME-BY-GAME

TACKLES FOR LOSS

Player	UA-A	Total	WVU	BGSU	KentSt	Illini	UCLA
Abdul Carter	6-4	8.0	-	1.0-1	1.5-3	4.0-22	1.5-8
Zane Durant	4-2	5.0	1.5-12	-	1.0-1	2.0-9	0.5-8
Tony Rojas	3-1	3.5	1.5-1	-	-	1.0-2	1.0-3
Jaylen Reed	2-2	3.0	1.0-11	-	0.5-1	0.5-4	1.0-14
Dani Dennis-Sutton	2-0	2.0	-	-	1.0-2	1.0-8	-
Kobe King	1-2	2.0	-	-	-	1.5-3	0.5-1
Zakee Wheatley	1-1	1.5	0.5-1	-	-	-	1.0-1
Hakeem Beamon	1-1	1.5	0.5-2	-	-	1.0-3	DNP
Dvon J-Thomas	1-1	1.5	-	1.0-5	-	-	0.5-1
Smith Vilbert	1-1	1.5	1.0-6	-	-	0.5-4	-
Coziah Izzard	1-1	1.5	-	1.0-1	-	0.5-1	-
Cam Miller	1-0	1.0	-	-	-	1.0-7	-
Ta'Mere Robinson	1-0	1.0	-	DNP	1.0-1	-	-
Ty Blanding	1-0	1.0	-	DNP	1.0-1	DNP	DNP
Dominic DeLuca	0-1	0.5	-	-	-	DNP	0.5-0
Amin Vanover	0-1	0.5	-	-	-	-	0.5-8

SACKS

Player	UA-A	Total	WVU	BGSU	KentSt	Illini	UCLA
Abdul Carter	3-0	3	-	-	1-2	2-10	-
Zane Durant	2-1	2.5	1-9	-	-	1-7	0.5-8
Dani Dennis-Sutton	2-0	2	-	-	1-2	1-8	-
Jaylen Reed	1-1	1.5	-	-	-	0.5-4	1-14
Smith Vilbert	1-1	1.5	1-6	-	-	0.5-4	-
Cam Miller	1-0	1	-	-	-	1-7	-
Kobe King	1-0	1	-	-	-	1-3	-
Amin Vanover	0-1	0.5	-	-	-	-	0.5-8

TURNOVERS BY GAME

PENN STATE: 7 GAINED

TYPE	QTR	PLAYER	PLAYS/ YDS	1st DOWNS	RESULT
WEST VIRGINIA (3)					
FUM	1	Jaylen Reed (no force)	3/4	0	PUNT
FUM	4	Dani Dennis-Sutton (forced by Smith Vilbert)	7/14	1	MISSED FG
INT	4	Elliot Washington II	4/22	1	HALF
BOWLING GREEN (2)					
INT	4	Tony Rojas	3/4	0	PUNT
INT	4	Zakee Wheatley	1/41	0	TD
KENT STATE (0)					
-	-	-	-	-	-
ILLINOIS (2)					
INT	4	AJ Harris	8/41	3	TD
FUM	4	Smith Vilbert (forced by Abdul Carter)	1/-2	0	HALF
UCLA (0)					
-	-	-	-	-	-

OPPONENT: 3 GAINED

TYPE	QTR	PLAYER	PLAYS/ YDS	1st DOWNS	RESULT
WEST VIRGINIA (1)					
FUM	1	TJ Jackson (no force)	1/-19	0	FUM
BOWLING GREEN (1)					
INT	3	Jacorey Benjamin	6/16	1	PUNT
KENT STATE (1)					
INT	1	Kameron Olds	4/13	1	PUNT
ILLINOIS (0)					
-	-	-	-	-	-
UCLA (0)					
-	-	-	-	-	-

TURNOVERS BY PLAYER

FUMBLES

Player	No-Lost	WVU	BGSU	KentSt	Illini	UCLA
Kaden Saunders	1-0	-	1-0	-	-	DNP
Jake Spencer	1-0	-	DNP	1-0	DNP	-

FORCED FUMBLES

Player	Number	WVU	BGSU	KentSt	Illini	UCLA
Jaylen Reed	1	-	-	-	-	1
Kevin Winston	1	1	-	DNP	DNP	DNP
Abdul Carter	1	-	-	-	1	-
Dani Dennis-Sutton	1	-	-	1	-	-
Smith Vilbert	1	1	-	-	-	-

FUMBLES RECOVERED

Player	Number	WVU	BGSU	KentSt	Illini	UCLA
Jaylen Reed	1	1	-	-	-	-
Dani Dennis-Sutton	1	1	-	-	-	-
Smith Vilbert	1	-	-	-	1	-

INTERCEPTIONS

Player	Total	at WVU	BG	KSU	ILL	UCLA	at USC	at WIS	OSU	WASH	at PUR	at MINN	UMD
AJ Harris	-	-	-	-	1	-	-	-	-	-	-	-	-
Tony Rojas	1	-	1	-	-	-	-	-	-	-	-	-	-
Elliot Washington II	1	1	-	-	-	-	-	-	-	-	-	-	-
Zakee Wheatley	1	-	1	-	-	-	-	-	-	-	-	-	-

INTERCEPTIONS THROWN

Player	Total	at WVU	BG	KSU	ILL	UCLA	at USC	at WIS	OSU	WASH	at PUR	at MINN	UMD
Drew Allar	1	-	1	-	-	-	-	-	-	-	-	-	-
Beau Pribula	1	-	-	1	-	-	-	-	-	-	-	-	-

SCORING BREAKDOWN

PENN STATE DRIVES OPPONENT DRIVES

Totals: 27 scoring drives (13 TD, 4 FG)
Special Teams/Defensive Touchdowns:

Totals: 11 scoring drives (6 TD, 5 FG)
Special Teams/Defensive Touchdowns:

LONGEST DRIVES BY:		LONGEST DRIVES BY:	
Plays:	16 UCLA (10/5)	Plays:	16 UCLA (10/5)
	13 Kent State (9/21)		13 West Virginia (8/31)
Yards:	91 Kent State (9/21)	Yards:	75 3x, Last: vs. Illinois (9/28)
	90 Kent State (9/21)		73 2x, Last: vs. UCLA (10/5)
Time:	8:36 UCLA (10/5)	Time:	7:56 UCLA (10/5)
	6:16 Illinois (9/28)		5:24 Illinois (9/28)

LONG PLAY BREAKDOWN

BY YARDAGE

OFFENSE (24)

Yards	Type	Player(s)	Opponent
59*	Pass	Evans, Omari from Allar, Drew	Kent State
57	Pass	Clifford, Liam from Allar, Drew	UCLA
55	Pass	Evans, Omari from Allar, Drew	at West Virginia
50*	Pass	Wallace III, Harrison from Allar, Drew	at West Virginia
42	Pass	Clifford, Liam from Allar, Drew	Kent State
41*	Run	Singleton, Nicholas	Bowling Green
40*	Run	Singleton, Nicholas	at West Virginia
40	Run	Singleton, Nicholas	at West Virginia
39	Pass	Fleming, Julian from Allar, Drew	Kent State
38	Pass	Evans, Omari from Allar, Drew	Kent State
30	Pass	Warren, Tyler from Allar, Drew	Bowling Green
29	Pass	Warren, Tyler from Allar, Drew	Bowling Green
29*	Pass	Evans, Omari from Allar, Drew	Bowling Green
26	Pass	Clifford, Liam from Allar, Drew	UCLA
26	Run	Allen, Kaytron	Bowling Green
26	Run	Allen, Kaytron	Bowling Green
25	Pass	Wallace III, Harrison from Allar, Drew	UCLA
24	Pass	Clifford, Liam from Allar, Drew	UCLA
24	Run	Singleton, Nicholas	Bowling Green
23	Pass	Warren, Tyler from Allar, Drew	Bowling Green
22	Pass	Warren, Tyler from Allar, Drew	Bowling Green
21	Pass	Fleming, Julian from Allar, Drew	Kent State
20	Pass	Wallace III, Harrison from Allar, Drew	Illinois
20*	Pass	Allen, Kaytron from Allar, Drew	at West Virginia

DEFENSE (1)

Yards	Type	Player(s)	Opponent
20	INT	Harris, A.J.	Illinois

SPECIAL TEAMS (4)

Yards	Type	Player(s)	Opponent
27	KR	Martin Jr., Quinton	UCLA
23	PR	Saunders, Kaden	Kent State
20	KR	Singleton, Nicholas	Illinois
20	KR	Singleton, Nicholas	at West Virginia

* - touchdown scored on play

LONG PLAY BREAKDOWN

LONG PLAYS BY THE NUMBERS

BY YARDAGE			BY TYPE		
Yards	No.	TD	Type	No.	TD
100+	0	0	Rushing	6	2
90-99	0	0	Passing	18	4
80-89	0	0	Punt returns	1	0
70-79	0	0	Kick returns	3	0
60-69	0	0	Interceptions	1	0
50-59	4	2	Fumble returns	0	0
40-49	4	2	Other	0	0
30-39	3	0	TOTAL	29	6
20-29	18	2			

20+ YARD PLAYS BY PLAYER

Player	No.	TD	R	P	KR	PR	IR	FR
Allen, Kaytron	3	1	2	1	-	-	-	-
Clifford, Liam	4	-	-	4	-	-	-	-
Evans, Omari	4	2	-	4	-	-	-	-
Fleming, Julian	2	-	-	2	-	-	-	-
Harris, A.J.	1	-	-	-	-	-	1	-
Martin Jr., Quinton	1	-	-	-	1	-	-	-
Saunders, Kaden	1	-	-	-	-	1	-	-
Singleton, Nicholas	6	2	4	-	2	-	-	-
Wallace III, Harrison	3	1	-	3	-	-	-	-
Warren, Tyler	4	-	-	4	-	-	-	-
TOTAL	29	6	6	18	3	1	1	-

PENN STATE (29 PLAYS)

Play	#	Long	Play	Opponent
Passing	18	59*	Evans, Omari from Allar, Drew	Kent State
Rushing	6	41*	Singleton, Nicholas	Bowling Green
Kick Return	3	27	Martin Jr., Quinton	UCLA
Punt Return	1	23	Saunders, Kaden	Kent State
Int. Return	1	20	Harris, A.J.	Illinois

OPPONENTS (16 PLAYS)

Play	#	Long	Play	Opponent
Passing	10	53	Harden, T.J. from Martin, Justyn	UCLA
Rushing	3	41*	Johnson, Jamal	Bowling Green
Kick Return	3	35	Martin, DaShawn	Kent State

* - touchdown scored on play

LONGEST PLAYS OF THE YEAR

Rushing		
41*	Singleton, Nicholas	Bowling Green (9/7)
Rushing Touchdown		
41*	Singleton, Nicholas	Bowling Green (9/7)
Passing		
59*	Evans, Omari from Allar, Drew	Kent State (9/21)
Passing Touchdown		
59*	Evans, Omari from Allar, Drew	Kent State (9/21)
Kick Return		
27	Quinton Martin Jr.	UCLA (10/05)
Punt Return		
23	Saunders, Kaden	Kent State (9/21)
Interception Return		
20	Harris, A.J.	Illinois (9/28)
Fumble Return		
9	Vilbert, Smith (forced by Carter, Abdul)	Illinois (9/28)
Punt		
56	Thompson, Riley	Bowling Green (9/7)
Field Goal		
43	Sahaydak, Sander	Bowling Green (9/7)

* - touchdown scored on play

OFFENSIVE STARTERS

OPPONENT	LT	LG	C	RG	RT	TE	QB	RB	WR	WR	WR/TE
at West Virginia	Shelton	Ioane	Dawkins	Wormley	Donkoh	Warren	Allar	Singleton	Wallace III	Clifford	Rapleyea (TE)
Bowling Green	Shelton	Ioane	Dawkins	Wormley	Donkoh	Warren	Allar	Singleton	Wallace III	Evans	Reynolds (TE)
Kent State	Shelton	Ioane	Dawkins	Wormley	Donkoh	Warren	Allar	Allen	Wallace III	Clifford	Fleming
Illinois	Shelton	Ioane	Dawkins	Wormley	Donkoh	Warren	Allar	Singleton	Wallace III	Clifford	Reynolds (TE)
UCLA	Shelton	Ioane	Dawkins	Wormley	Donkoh	Warren	Allar	Allen	Wallace III	Evans	Dinkins (TE)
at USC	-	-	-	-	-	-	-	-	-	-	-
at Wisconsin	-	-	-	-	-	-	-	-	-	-	-
Ohio State	-	-	-	-	-	-	-	-	-	-	-
Washington	-	-	-	-	-	-	-	-	-	-	-
at Purdue	-	-	-	-	-	-	-	-	-	-	-
at Minnesota	-	-	-	-	-	-	-	-	-	-	-
Maryland	-	-	-	-	-	-	-	-	-	-	-

DEFENSIVE STARTERS

OPPONENT	DE	DT	DT	DE	LB	LB	LB/DB	CB	S	S	CB
at West Virginia	Carter	J-Thomas	Durant	Dennis-Sutton	Rojas	King	Wheatley (S)	Harris	Winston Jr.	Reed	Kimber
Bowling Green	Carter	J-Thomas	Durant	Dennis-Sutton	Rojas	King	Wheatley (S)	Harris	Winston Jr.	Reed	Miller
Kent State	Carter	J-Thomas	Durant	Dennis-Sutton	Rojas	King	Miller (CB)	Washington II	Wheatley	Reed	Kimber
Illinois	Carter	J-Thomas	Durant	Dennis-Sutton	Rojas	King	Nelson (LB)	Harris	Wheatley	Reed	Kimber
UCLA	Carter	J-Thomas	Durant	Dennis-Sutton	Rojas	King	DeLuca	Harris	Wheatley	Reed	Kimber
at USC	-	-	-	-	-	-	-	-	-	-	-
at Wisconsin	-	-	-	-	-	-	-	-	-	-	-
Ohio State	-	-	-	-	-	-	-	-	-	-	-
Washington	-	-	-	-	-	-	-	-	-	-	-
at Purdue	-	-	-	-	-	-	-	-	-	-	-
at Minnesota	-	-	-	-	-	-	-	-	-	-	-
Maryland	-	-	-	-	-	-	-	-	-	-	-

CAREER STARTS

Player	'20	'21	'22	'23	'24	Total
Wormley, Sal (OL)	-	-	12	12	5	29
Ford Jr., Alonzo (DT)	-	13*	12*	-	-	25
Carter, Abdul (LB/DE)	-	-	6	12	5	23
Fleming, Julian (WR)	-	1^	9^	11^	1	22
Warren, Tyler (TE)	-	-	3	11	5	19
Allar, Drew (QB)	-	-	-	12	5	17
Beamon, Hakeem (DT)	-	-	11	6	-	17
Reed, Jaylen (S)	-	-	-	12	5	17
Durant, Zane (DT)	-	-	-	11	5	16
Singleton, Nicholas (RB)	-	-	7	6	3	16
Kimber, Jalen (CB)	-	-	-	11 %	4	15
King, Kobe (LB)	-	-	-	10	5	15
Winston Jr., Kevin (S)	-	-	-	12	2	14
J-Thomas, Dvon (DT)	-	1	-	7	5	13
Elsdon, Tyler (LB)	-	-	12	-	-	12
Allen, Kaytron	-	-	3	6	2	11
Wallace III, Harrison (WR)	-	-	-	5	5	10
Ioane, Vega (OL)	-	-	-	4	5	9
Shelton, Drew (OL)	-	-	4	-	5	9
Nelson, JB (OL)	-	-	-	8	-	8
Dennis-Sutton, Dani (DE)	-	-	-	2	5	7
Izzard, Coziah (DT)	-	7	-	-	-	7

Player	'20	'21	'22	'23	'24	Total
Dawkins, Nick (OL)	-	-	-	-	5	5
Donkoh, Anthony (OL)	-	-	-	-	5	5
Rojas, Tony (LB)	-	-	-	-	5	5
Wheatley, Zakee (S)	-	-	-	-	5	5
Clifford, Liam (WR)	-	-	-	1	3	4
Harris, A.J. (CB)	-	-	-	-	4	4
Carlan, Mason (OL)	-	-	-	3 #	-	3
Evans, Omari (WR)	-	-	-	-	2	2
Miller, Cam (CB)	-	-	-	-	2	2
Reynolds, Luke (TE)	-	-	-	-	2	2
Dinkins, Khalil (TE)	-	-	-	-	1	1
DeLuca, Dominic (LB)	-	-	-	-	1	1
Nelson, DaKaari (LB)	-	-	-	-	1	1
Rapleyea, Andrew (TE)	-	-	-	-	1	1
Vilbert,Smith (DE)	-	1	-	-	-	1
Washington II, Elliot (CB)	-	-	-	-	1	1

* Old Dominion ^ Ohio State % Florida # Air Force

PARTICIPATION CHART

		GP/GS	at WVU	BG	KSU	ILL	UCLA	at USC	at WIS	OSU	WASH	at PUR	at MINN	UMD
0	Dominic DeLuca	4/1	XXX	XXX	XXX	-	START	-	-	-	-	-	-	-
1	Reed, Jaylen	5/5	START	START	START	START	START	-	-	-	-	-	-	-
2	Clifford, Liam	5/3	START	XXX	START	START	XXX	-	-	-	-	-	-	-
2	Winston Jr., Kevin	2/2	START	START	-	-	-	-	-	-	-	-	-	-
3	Fleming, Julian	5/1	XXX	XXX	START	XXX	XXX	-	-	-	-	-	-	-
3	Kimber, Jalen	5/4	START	XXX	START	XXX	START	-	-	-	-	-	-	-
4	Harris, A.J.	5/4	START	START	XXX	XXX	START	-	-	-	-	-	-	-
4	Denmark, Tyseer	1/0	-	-	XXX	-	-	-	-	-	-	-	-	-
5	Miller, Cam	5/2	XXX	START	START	XXX	XXX	-	-	-	-	-	-	-
5	Evans, Omari	5/2	XXX	START	XXX	XXX	START	-	-	-	-	-	-	-
6	Wheatley, Zakee	5/5	START	START	START	START	START	-	-	-	-	-	-	-
6	Wallace III, Harrison	5/5	START	START	START	START	START	-	-	-	-	-	-	-
7	Saunders, Kaden	4/0	XXX	XXX	XXX	XXX	-	-	-	-	-	-	-	-
7	Tracy, Zion	5/0	XXX	XXX	XXX	XXX	XXX	-	-	-	-	-	-	-
8	Johnson, Tyler	4/0	XXX	XXX	XXX	-	XXX	-	-	-	-	-	-	-
9	Pribula, Beau	5/0	XXX	XXX	XXX	XXX	XXX	-	-	-	-	-	-	-
9	Washington II, Elliot	5/1	XXX	XXX	START	XXX	XXX	-	-	-	-	-	-	-
10	Singleton, Nicholas	4/3	START	START	XXX	START	-	-	-	-	-	-	-	-
10	Lane, Dejuan	5/0	XXX	XXX	XXX	XXX	XXX	-	-	-	-	-	-	-
11	Carter, Abdul	5/5	START	START	START	START	START	-	-	-	-	-	-	-
11	Nelson, DaKaari	5/1	XXX	XXX	XXX	START	XXX	-	-	-	-	-	-	-
12	Ivey, Anthony	3/0	XXX	-	XXX	-	XXX	-	-	-	-	-	-	-
12	Mitchell, Jon	1/0	-	-	XXX	-	-	-	-	-	-	-	-	-
13	Allen, Kaytron	5/2	XXX	XXX	START	START	START	-	-	-	-	-	-	-
13	Rojas, Tony	5/5	START	START	START	START	START	-	-	-	-	-	-	-
14	Mills, Tyrece	4/0	XXX	XXX	XXX	XXX	-	-	-	-	-	-	-	-
15	Vanover, Amin	5/0	XXX	XXX	XXX	XXX	XXX	-	-	-	-	-	-	-
15	Allar, Drew	5/5	START	START	START	START	START	-	-	-	-	-	-	-
16	Dinkins, Khalil	4/1	-	XXX	XXX	XXX	START	-	-	-	-	-	-	-
17	Woseley, Kenny	1/0	-	-	XXX	-	-	-	-	-	-	-	-	-
18	Schlaffer, Joey	2/0	XXX	-	XXX	-	-	-	-	-	-	-	-	-
18	Granville, Max	1/0	-	-	XXX	-	-	-	-	-	-	-	-	-
21	Toure, Vaboue	2/0	-	-	XXX	-	XXX	-	-	-	-	-	-	-
23	Belgrave-Shorter, Antoine	1/0	-	-	XXX	-	-	-	-	-	-	-	-	-
24	Robinson, Ta'Mere	4/0	XXX	-	XXX	XXX	XXX	-	-	-	-	-	-	-
25	Martin, Quinton	2/0	-	-	XXX	-	XXX	-	-	-	-	-	-	-
26	Wallace, Cam	3/0	XXX	XXX	XXX	-	-	-	-	-	-	-	-	-
27	Payne, Lamont	1/0	-	-	XXX	-	-	-	-	-	-	-	-	-
28	Durant, Zane	5/5	START	START	START	START	START	-	-	-	-	-	-	-
29	Collins, Audavion	5/0	XXX	XXX	XXX	XXX	XXX	-	-	-	-	-	-	-
30	Davis, Amiel	1/0	-	-	XXX	-	-	-	-	-	-	-	-	-
31	Dinkins, Kolin	5/0	XXX	XXX	XXX	XXX	XXX	-	-	-	-	-	-	-
33	Dennis-Sutton, Dani	5/5	START	START	START	START	START	-	-	-	-	-	-	-
34	Holzworth, Tyler	2/0	-	-	XXX	-	XXX	-	-	-	-	-	-	-
35	Sokach-Minnick, Blaise	1/0	-	-	XXX	-	-	-	-	-	-	-	-	-
38	Yates, Winston	1/0	-	-	XXX	-	-	-	-	-	-	-	-	-
39	Blanding, Ty	2/0	XXX	-	XXX	-	-	-	-	-	-	-	-	-
40	Specia, Anthony	1/0	-	-	XXX	-	-	-	-	-	-	-	-	-
41	King, Kobe	5/5	START	START	START	START	START	-	-	-	-	-	-	-
43	Elsdon, Tyler	5/0	XXX	XXX	XXX	XXX	XXX	-	-	-	-	-	-	-
44	Warren, Tyler	5/5	START	START	START	START	START	-	-	-	-	-	-	-
44	Harvey, Jaylen	1/0	-	-	XXX	-	-	-	-	-	-	-	-	-
45	Pryts, Jackson	1/0	-	-	XXX	-	-	-	-	-	-	-	-	-
48	Duzansky, Tyler	5/0	XXX	XXX	XXX	XXX	XXX	-	-	-	-	-	-	-
49	Chizmar, Ben	1/0	-	-	XXX	-	-	-	-	-	-	-	-	-
50	Ford Jr., Alonzo	5/0	XXX	XXX	XXX	XXX	XXX	-	-	-	-	-	-	-
50	Cousins, Cooper	5/0	XXX	XXX	XXX	XXX	XXX	-	-	-	-	-	-	-
51	Beamon, Hakeem	5/0	XXX	XXX	XXX	XXX	XXX	-	-	-	-	-	-	-
52	Rulli, Dominic	5/0	XXX	XXX	XXX	XXX	XXX	-	-	-	-	-	-	-
53	Dawkins, Nick	5/5	START	START	START	START	START	-	-	-	-	-	-	-
54	Gilliam, Xavier	1/0	-	-	XXX	-	-	-	-	-	-	-	-	-
55	Onoh, Chimdy	1/0	-	-	XXX	-	-	-	-	-	-	-	-	-
56	Nelson, JB	5/0	XXX	XXX	XXX	XXX	XXX	-	-	-	-	-	-	-
56	Mupoyi, Joseph	1/0	-	-	XXX	-	-	-	-	-	-	-	-	-
58	Artis, Kaleb	5/0	XXX	XXX	XXX	XXX	XXX	-	-	-	-	-	-	-
63	Birchmeier, Alex	5/0	XXX	XXX	XXX	XXX	XXX	-	-	-	-	-	-	-
64	Boyer, Eagan	1/0	-	-	XXX	-	-	-	-	-	-	-	-	-
66	Shelton, Drew	5/5	START	START	START	START	START	-	-	-	-	-	-	-
68	Donkoh, Anthony	5/5	START	START	START	START	START	-	-	-	-	-	-	-
71	Ioane, Olaivavega	5/5	START	START	START	START	START	-	-	-	-	-	-	-
72	Rucci, Nolan	5/0	XXX	XXX	XXX	XXX	XXX	-	-	-	-	-	-	-
74	Williams, J'ven	5/0	XXX	XXX	XXX	XXX	XXX	-	-	-	-	-	-	-
77	Wormley, Sal	5/5	START	START	START	START	START	-	-	-	-	-	-	-
80	Flowers, Mehki	4/0	XXX	XXX	-	XXX	XXX	-	-	-	-	-	-	-
83	Spencer, Jake	3/0	XXX	-	XXX	-	XXX	-	-	-	-	-	-	-
85	Reynolds, Luke	4/2	XXX	START	XXX	START	XXX	-	-	-	-	-	-	-
87	Rapplelea, Andrew	1/1	START	-	-	-	-	-	-	-	-	-	-	-
88	Cross, Jerry	1/0	-	-	XXX	-	-	-	-	-	-	-	-	-
91	J-Thomas, Dvon	5/5	START	START	START	START	START	-	-	-	-	-	-	-
92	Vilbert, Smith	5/0	XXX	XXX	XXX	XXX	XXX	-	-	-	-	-	-	-
93	Sahaydak, Sander	4/0	XXX	XXX	XXX	XXX	-	-	-	-	-	-	-	-
94	Barker, Ryan	3/0	-	-	XXX	XXX	XXX	-	-	-	-	-	-	-
95	Thompson, Riley	5/0	XXX	XXX	XXX	XXX	XXX	-	-	-	-	-	-	-
95	Mayer, Jordan	5/0	XXX	XXX	XXX	XXX	XXX	-	-	-	-	-	-	-
99	Izzard, Coziah	5/0	XXX	XXX	XXX	XXX	XXX	-	-	-	-	-	-	-
99	Nwosu, Gabriel	5/0	XXX	XXX	XXX	XXX	XXX	-	-	-	-	-	-	-

THE LAST TIME...

PENN STATE

100+ Yards Rushing:	102, Kaytron Allen vs. Illinois, 2024
150+ Yards Rushing:	202, Journey Brown vs. Memphis, 2019 ~
200+ Yards Rushing:	202, Journey Brown vs. Memphis, 2019 ~
300+ Yards Rushing:	327, Larry Johnson at Indiana, 2002
30-34 Rushing Attempts:	33, Saquon Barkley at Indiana, 2016
35+ Rushing Attempts:	35, Zach Zwinak vs. Nebraska, 2013
Three Touchdowns Rushing:	Nicholas Singleton vs. Delaware, 2023
Four Touchdowns Rushing:	Saquon Barkley at Pittsburgh, 2016
Five Touchdowns Rushing:	Ki-Jana Carter vs. Michigan State, 1994
60+ Yard Run:	87, Nicholas Singleton vs. Utah, 2022^
70+ Yard Run:	87, Nicholas Singleton vs. Utah, 2022^
80+ Yard Run:	87, Nicholas Singleton vs. Utah, 2022^
90+ Yard Run:	92, Saquon Barkley vs. Washington, 2017 @
Two Players Rush For 100 Yards:	Nicholas Singleton (119) & Kaytron Allen (101) vs. Bowling Green, 2024
QB/RB Rush For 100 Yards:	Will Levis (108) & Journey Brown (103) vs. Rutgers, 2019
Four Rushing TD in One Quarter:	vs. UMass, (2nd; Belton [2], Zwinak [2]) 2014
300+ Yards Passing:	309, Drew Allar vs. Kent State, 2024
350+ Yards Passing:	371, Sean Clifford vs. Ohio State, 2022
400+ Yards Passing:	401, Sean Clifford vs. Villanova, 2021
20-24 Pass Completions:	20, Drew Allar vs. Indiana, 2023
25-29 Pass Completions:	25, Drew Allar at Maryland, 2023
30-34 Pass Completions:	32, Sean Clifford vs. Ohio State, 2022
35+ Pass Completions:	37, Sean Clifford at Purdue, 2022
30-39 Pass Attempts:	39, Drew Allar vs. Ole Miss, 2023 &
40-49 Pass Attempts:	42, Drew Allar at Ohio State, 2023
50+ Pass Attempts:	52, Sean Clifford at Ohio State, 2021
Four Touchdown Passes:	Drew Allar at Maryland, 2023
Five Touchdown Passes:	Rashard Casey vs. Louisiana Tech, 2000
Four Interceptions Thrown:	Zack Mills at Boston College, 2004
300+ Yards Total Offense:	335 (309 P, 26 RU), Drew Allar vs. Kent State, 2024
350+ Yards Total Offense:	361 (371 P, -10 R), Sean Clifford vs. Ohio State, 2022
400+ Yards Total Offense:	452 (398 P, 54 R), Sean Clifford at Maryland, 2019
450+ Yards Total Offense:	452 (398 P, 54 R), Sean Clifford at Maryland, 2019
100+ Yards Receiving:	107, Liam Clifford vs. UCLA, 2024
150+ Yards Receiving:	179, Parker Washington vs. Ohio State, 2022
200+ Yards Receiving:	242, Jahan Dotson at Maryland, 2021
Two Players w/ 100 Yards Receiving:	Jahan Dotson (127) & Parker Washington (108) at Ohio State, 2021
Two Players w/ 150 Yards Receiving:	Geno Lewis (173) & DaeSean Hamilton (165) vs. UCF, 2014 #
Back-to-Back 100 Yard Receiving Games:	KeAndre Lambert-Smith, (124 vs. Utah^; 123 vs. WVU), 2022-23
Three Straight 100-Yard Receiving Games:	Jahan Dotson, (108 vs. MSU; 189 at Illinois; 102 at Wisconsin), 2020-21
10+ Receptions:	11, Parker Washington vs. Ohio State, 2022
50+ Yard Reception:	57, Liam Clifford vs. UCLA, 2024
60+ Yard Reception:	75, Tyler Warren vs. Ole Miss, 2023 &
70+ Yard Reception:	75, Tyler Warren vs. Ole Miss, 2023 &
80+ Yard Reception:	88, KeAndre Lambert-Smith vs. Utah, 2022 ^
Three Touchdowns Receiving:	Jahan Dotson at Maryland, 2021
Four Touchdowns Receiving:	Bobby Engram vs. Minnesota, 1993
150+ All-Purpose Yards:	183 (114 Rush, 13 Rec, 56 KR), Nicholas Singleton at West Virginia
200+ All-Purpose Yards:	219 (179 Rush, 40 KR), Nicholas Singleton vs. Ohio, 2022
250+ All-Purpose Yards:	254 (242 Rec, 12 PR), Jahan Dotson at Maryland, 2021
300+ All-Purpose Yards:	358 (211 Rush, 94 Rec, 53 KR), Saquon Barkley at Iowa, 2017 (SR)
Five Touchdowns Scored:	5 (4 rushing, 1 receiving), Saquon Barkley at Pittsburgh, 2016
Kickoff Return For Touchdown:	100, Nicholas Singleton at Rutgers, 2022
Rushing, Receiving & Kickoff Return TD in a game:	Derrick Williams vs. Illinois, 2008
100-Yard Kickoff Return:	100, Nicholas Singleton at Rutgers, 2022
Punt Return For Touchdown:	2x (56, 68), Daequan Hardy vs. UMass, 2023
80-Yard Punt Return:	81, Jahan Dotson vs. Michigan State, 2020
Zero Punts in a Game:	Purdue, 2013
Multiple Interceptions:	2, Ji'Ayir Brown vs. Arkansas, 2022 \$
90-Yard Interception Return:	99, Michael Mauti at Illinois, 2012
Interception Return For Touchdown:	26, Dominic DeLuca vs. Delaware, 2023
Five Interceptions in a Game (Team):	at Rutgers, 2014
Multiple Forced Fumbles:	3, Lamont Wade, at Ohio State, 2019
Multiple Fumble Recoveries:	2, Curtis Jacobs vs. Iowa, 2023
Fumble Return For Touchdown (Defense):	(2); 14 yards, Kobe King; 70 yards, Ji'Ayir Brown at Rutgers, 2022
Fumble Return For Touchdown (Special Teams):	14 yds, Nick Scott (forced by Irvin Charles) vs. Indiana, 2017
Blocked Field Goal:	Arnold Ebiketie vs. Indiana, 2021
Blocked Field Goal For Touchdown:	60 yards, Grant Haley (Marcus Allen block) vs. Ohio State, 2016
Blocked Extra Point:	Parker Cothren at Northwestern, 2015
Blocked Punt:	Dominic DeLuca vs. UMass, 2023
Two Blocked Punts:	Jonathan Sutherland vs. Idaho, 2019
Blocked Punt For Touchdown:	0 yards, Michael Yancich (Mike Hull block) vs. Ohio State, 2012
Safety:	Team (Forced fumble rolled through end zone), vs. Indiana, 2023
Two-Point Conversion Attempt:	Beau Pribula (pass failed) at West Virginia, 2024
Two-Point Conversion:	Beau Pribula (pass completed to Nicholas Singleton) vs. Ole Miss, 2023 &
50-Yard Field Goal:	50, Alex Felkins vs. Indiana, 2023
Four Field Goals:	Tyler Davis at Rutgers, 2016
Five Field Goals:	Collin Wagner vs. Temple, 2010

OPPONENT

100+ Yards Rushing:	106, Quinshon Judkins, Ole Miss, 2023 &
150+ Yards Rushing:	(177) Donovan Edwards/(172) Blake Corum, Michigan, 2022
200+ Yards Rushing:	223, Chase Brown, Illinois, 2021
30-34 Rushing Attempts:	34, Quinshon Judkins, Ole Miss, 2023 &
35+ Rushing Attempts:	44, Mike Hart, Michigan, 2007 (OR)
Three Touchdowns Rushing:	Trevor Siemian, Northwestern, 2014
Four Touchdowns Rushing:	Montee Ball, Wisconsin, 2011
50+ Yard Run:	66, Marcus Yarns, Delaware, 2023
60+ Yard Run:	66, Marcus Yarns, Delaware, 2023
70+ Yard Run:	71, Jonathan Taylor, Wisconsin, 2018
Two Players Rush For 100 Yards:	(177) Donovan Edwards/(172) Blake Corum, Michigan, 2022
300+ Yards Passing:	379, Jaxson Dart, Ole Miss, 2023 &
400+ Yards Passing:	400, Brian Lewerke, Michigan State, 2017
500+ Yards Passing:	532, Case Keenum, Houston, 2011 (OR) *
25-29 Pass Completions:	25, Connor Bazelak, Bowling Green, 2024
30-44 Pass Completions:	30, Aidan O'Connell, at Purdue, 2022
45+ Pass Completions:	45, Case Keenum, Houston, 2011 (OR) *
30-39 Pass Attempts:	Justyn Martin, UCLA, 2024
40-49 Pass Attempts:	40, Jaxson Dart, Ole Miss, 2023 &
50+ Pass Attempts:	57, Taulia Tagovailoa, at Maryland, 2021
60+ Pass Attempts:	60, Aidan O'Connell, at Purdue, 2022
Four Touchdown Passes:	4, Justin Fields, Ohio State, 2020
Five Touchdown Passes:	Sam Darnold, USC, 2016 ^
Four Interceptions Thrown:	Luke Altmyer, Illinois, 2023
Five Interceptions Thrown:	Gary Nova, Rutgers, 2014
300+ Yards Total Offense:	408 (379 P, 14 RUSH, 15 REC), Jaxson Dart, Ole Miss, 2023 &
400+ Yards Total Offense:	408 (379 P, 14 RUSH, 15 REC), Jaxson Dart, Ole Miss, 2023 &
500+ Yards Total Offense:	542 (532 P, 10 R), Case Keenum, Houston, 2011 (OR) *
100+ Yards Receiving:	137, Harold Fannin Jr., Bowling Green, 2024
150+ Yards Receiving:	162, Marvin Harrison Jr., Ohio State, 2023
200+ Yards Receiving:	228, Patrick Edwards, Houston, 2011 *
10+ Receptions:	11, Harold Fannin Jr., Bowling Green, 2024
50+ Yard Reception:	53, T.J. Harden, UCLA, 2024
70+ Yard Reception:	70, Akrum Wadley from Nate Stanley, Iowa, 2017
80+ Yard Reception:	80, Dominique Barnes from Kurt Hess, Youngstown State, 2010
90+ Yard Reception:	90, DeQuee Carter from Brendan Sorsby, Indiana, 2023
Three Touchdown Receptions:	Deonta Burnett, USC, 2016 ^
Kickoff Return For Touchdown:	100, Darrynton Evans, Appalachian State, 2018
90-Yard Kickoff Return:	100, Darrynton Evans, Appalachian State, 2018
100-Yard Kickoff Return:	100, Darrynton Evans, Appalachian State, 2018
Punt Return For Touchdown:	58, Lynn Bowden Jr., Kentucky, 2018 +
70-Yard Punt Return:	75, Venric Mark, Northwestern, 2012
80-Yard Punt Return:	87, Willie Reid, Florida State, 2005 !
Multiple Interceptions:	2, J.T. Tuimoloua, Ohio State, 2022
Interception Return For Touchdown:	14, J.T. Tuimoloua, Ohio State, 2022
Fumble Return For Touchdown:	57, Jerron Cage, Ohio State, 2021
Blocked Punt:	Dominique Dafney, Iowa, 2018
Blocked Punt For Touchdown:	27, Larentee McCray, Florida, 2011 \$
Blocked Field Goal:	Zxavian Harris, Ole Miss, 2023 &
Blocked Extra Point:	Nick Aspey, vs. Central Michigan, 2022
Safety:	2, Team (blocked punt, snap out of the end zone on punt), Iowa, 2018
Two Safeties:	Team (blocked punt, snap out of the end zone on punt), Iowa, 2018
Defensive Extra Point:	99, D.J. Johnson, Iowa, 2002
50-Yard Field Goal:	52, Caden Davis, Ole Miss, 2023 &
Four Field Goals:	Noah Ruggles, Ohio State, 2021
Two-Point Conversion Attempt:	Justyn Martin (pass completed to Keegan Jones), UCLA, 2024
Two-Point Conversion:	Justyn Martin (pass completed to Keegan Jones), UCLA, 2024

- Croke Park Classic (Dublin, Ireland) | ! - Orange Bowl | \$ - Outback Bowl | ^ - Rose Bowl | * - TicketCity Bowl
@ - PlayStation Fiesta Bowl | + - VRBO Citrus Bowl | ~ - Goodyear Cotton Bowl | & - Chick Fil A Peach Bowl

(SR) - School Record | (OR) - Opponent Record

(2); 14 yards, Kobe King (forced by Marquis Wilson); 70 yards, Ji'Ayir Brown (forced by Curtis Jacobs) at Rutgers, 2022