



BUCKNELL WOMEN'S BASKETBALL

Patriot League Tournament Champion — 2002, 2008, 2017, 2019

NCAA Tournament — 2002, 2008, 2017, 2019

Patriot League Regular Season Champion — 1996, 2007, 2016 (co), 2017, 2019 (co), 2020

WNIT — 2007, 2016, 2018, 2022

@Bucknell_Bison | @Bucknell_WBB | BucknellBison.com

BUCKNELL BISON (0-0, 0-0 PL) at PENN STATE NITTANY LIONS (0-0, 0-0 BIG 10)

Game 1 • Monday, November 4 • 5:00 p.m. • Bryce Jordan Center- University Park, Pa.

2024-25 SCHEDULE

11/4	at Penn State	5 p.m.
11/9	at Pitt	2 p.m.
11/13	at FDU	7 p.m.
11/16	at Merrimack	7 p.m.
11/20	MOUNT ST. MARY'S	6 p.m.
11/23	YOUNGSTOWN STATE	11 a.m.
11/29	at Robert Morris	2 p.m.
12/4	VERMONT	11 a.m.
12/6	DARTMOUTH	6 p.m.
12/10	at Duquesne	6 p.m.
12/21	HOFSTRA	2 p.m.
1/2	LEHIGH*	6 p.m.
1/5	at Colgate*	2 p.m.
1/8	at Lafayette*	6 p.m.
1/11	AMERICAN*	2 p.m.
1/15	at Holy Cross*	6 p.m.
1/18	at Navy*	1 p.m.
1/22	COLGATE*	6 p.m.
1/25	BOSTON U.*	2 p.m.
1/29	at Loyola (Md.)*	7 p.m.
2/1	NAVY*	4 p.m.
2/8	ARMY*	Noon
2/12	at Boston U.*	6 p.m.
2/15	LAFAYETTE*	2 p.m.
2/19	at Lehigh*	6 p.m.
2/26	LOYOLA (Md.)*	6 p.m.
3/1	HOLY CROSS*	2 p.m.
3/5	at American*	7 p.m.
3/8	PLT First Round#	TBA
3/10	PLT Quarterfinals#	TBA
3/13	PLT Semifinals#	TBA
3/16	PLT Championship#	TBA

Home games in **BOLD CAPS** at Sojka Pavilion

* Patriot League game

Patriot League Tournament



ATHLETIC COMMUNICATIONS

Athletic Communications Assistant

Adam Evanko

Phone: 814-280-5292

E-Mail: ame009@Bucknell.edu

Office Phone: 570-577-3488



BUCKNELL BISON:

Record	0-0
Patriot League	0-0
2023-24	13-18 (9-9 PL)
Head Coach	Trevor Woodruff
Bucknell	83-52 (6th season)
Overall NCAA WBB.....	196-62 (10th season)
Location	Lewisburg, Pa.
Colors.....	Orange & Blue
President.....	Dr. John Bravman
AD	Jermaine Truax



PENN STATE NITTANY LIONS

Record	0-0
Patriot League	0-0
2023-24	22-13 (9-9 BIG 10)
Head Coach	Carolyn Kieger
Penn State.....	63-86 (6th season)
Overall NCAA WBB....	162-150 (11th season)
Location	University Park, Pa.
Colors.....	Blue & White
President.....	Neeli Bendaapudi
AD	Patrick Kraft

GAME INFORMATION

Tip	5:00 p.m.	Series.....	Penn State leads 10-0
Radio	90.5 WVBU	First Game.....	PSU 49- BU 30 (1973)
Watch Live.....	BIG 10 +	Last Bucknell Win.....	Never
Internet Audio	BucknellBison.com	Last Penn State Win.....	PSU 94 - BU 51 (11/7/24)
Live Stats.....	BucknellBison.com	Current Streak.....	Penn State W10

BUCKNELL TENTATIVE STARTING LINEUP (2023-24 STATS)

No.	Name	Pos.	Cl.	Ht.	PPG	RPG	APG
01	Ashley O'Connor	G	Jr.	6-0	5.7	1.8	1.5
10	Isabella King	F/G	Sr.	6-0	5.9	2.8	1.1
12	Ashley Sofilkanich	F	So.	6-3	12.5	6.3	1.2
21	Anna Kunzwiler	G	So.	5-9	3.4	1.3	0.5 (Stetson)
23	Tuana Coskun	F	So.	6-4	2.4	2.0	0.1 (Robert Morris)

The Reserves:

No.	Name	Pos.	Cl.	Ht.	PPG	RPG	Notes
00	Elena Houghton	F	Jr.	6-1	1.9	2.2	(2023-24 at Sam Houston State)
02	Isabella Casey	G	Fr.	5-10	-	-	Father attended Bucknell
04	Desirae Ashton	F	Fr.	6-0	-	-	
07	Julia Heiden	F	Fr.	6-3	-	-	Father played for Bucknell
13	Hope Masonius	G	Fr.	5-9	-	-	
20	Reese Zemitis	G/F	Fr.	6-0	-	-	
22	Sophia Sabino	G	R-Jr.	5-9	1.7	0.7	19 career games played (Bucknell)

STAT COMPARISON (2023-24)

Offensive Breakdown	Bucknell Penn State		Defensive Breakdown	Bucknell Penn State	
Scoring average	55.9	82.7	Scoring defense	61.2	71.8
FG%	.390	.486	FG% defense	.396	.416
3FG%	.285	.374	3FG% defense	.293	.317
FT%	.738	.750	FGM per game allowed	23.3	25.7
FGM per game	20.1	30.5	3FGM per game allowed	5.4	6.5
3FGM per game	4.0	8.4	FTM per game allowed	9.1	14.0
FTM per game	11.8	13.3	Reb. per game allowed	36.1	34.1
Rebounds per game	32.5	36.3	Steals per game	6.1	8.1
Rebounding Margin	-3.6	2.3	Blocks per game	3.6	3.1
Assists per game	11.0	17.3			
Turnovers per game	15.3	16.7			
Asst/TO ratio	0.7	1.0			

Bucknell Leaders:

Scoring	Emma Theodorsson (13.2)
Rebounding.....	Ashley Soflikanich (6.3)
Assists	Blake Matthews (2.8)
Blocks.....	Ashley Soflikanich (1.9)
Steals.....	Blake Matthews (1.6)
FG%	Grace Sullivan (.538)
3-pt. FG%.....	Ashley O'Connor (.339)
FT%.....	Ashley O'Connor (.900)

Penn State Leaders:

Scoring	Ashley Owusu (17.7)
Rebounding.....	Leilani Kapinus (6.8)
Assists	Ashley Owusu (3.6)
Blocks.....	Leilani Kapinus (1.3)
Steals.....	Leilani Kapinus (2.1)
FG%	Ali Brigham (.590)
3-pt. FG%.....	Taylor Valladay (.530)
FT%.....	Shay Ciezki (.900)

WHERE TO CATCH BISON BASKETBALL

On the Radio:

- Every game, home and away, on WVBU 90.5 FM, unless otherwise noted

On the Internet (Audio):

- Bison Sports Network radio broadcast free of charge via BucknellBison.com

On the Internet (Video):

- Every non-league home game and every Patriot League contest will be shown on ESPN+.
- Jack Ridenour is the voice of the Bucknell women's basketball team and can be heard at every Bison game, home or away.

2023-24 BUCKNELL WOMEN'S BASKETBALL NUMERICAL ROSTER

No.	Name	Cl.	Pos.	Ht.	Hometown/High School (Previous School)
0	Elena Houghton	Jr.	F	6-1	Washington D.C./Friendship Collegiate Academy (Hartford/Sam Houston State)
1	Ashley O'Connor	Jr.	G	5-9	Sea Bright, N.J./Saint John Vianney (Fordham)
2	Isabella Casey	Fr.	G	5-10	Radnor, Pa./Germantown Academy
4	Desirae Ashton	Fr.	F	6-0	Fredericksburg, Va./Bishop Ireton
7	Julia Heiden	Fr.	F	6-3	Gothenburg, Sweden/Palo Alto/Kitas Gymnasium
10	Isabella King	Sr.	F/G	6-0	Bedford, N.H./Bedford
12	Ashley Soflikanich	So.	F	6-3	South Amboy, N.J./Saint John Vianney
13	Hope Masonius	Fr.	G	5-9	Spring Lake, N.J./Manasquan
20	Reese Zemitis	Fr.	G/F	6-0	Langhorne, Pa./Neshaminy
21	Anna Kunzwiler	So.	G	5-9	Leesburg, Va./Paul VI Catholic (Stetson)
22	Sophia Sabino	R-Jr.	G	5-9	Rumson, N.J./Red Bank Catholic (Fordham)
23	Tuana Coskun	So.	F	6-0	Istanbul, Turkey/Rabun Gap Nacoochee (Robert Morris)
24	Elana Weisman	Fr.	G/F	6-2	Burlingame, Calif./Archbishop Mitty

Head Coach: Trevor Woodruff (Misericordia, '99), 6th season

Associate Head Coach: Sherill Baker (Georgia '07), 2nd season

Assistant Coach: Owen Brown (San Francisco '19), 1st season

Assistant Coach/Dir. of Basketball Operations: Shelby Case (UIC '22), 1st season

Athletic Trainer: Nick Mendez (FGCU '10), 5th season

Sports Information Director: Adam Evanko (LVC '17), 3rd Season



PRONUNCIATION GUIDE

- 12 – Ashley Soflikanich..... So-full-CAN-ick
 13 – Hope Masonius.....ma-SO-nis
 20 – Reese Zemitis.....za-MIGHT-us
 21 – Anna Kunzwiler....KUNZ-wye-ler
 22 – Sophia Sabino.....sa-BEE-no
 23 – Tuana Coskun.....too-ON-a JOESH-kin
 24 – Elana Weisman....uh-LAH-na WIZE-man

BISON BY STATE/COUNTRY



California
Weisman (1)



New Hampshire
King (1)



New Jersey
Masonius, O'Connor,
Sabino, Soflikanich (4)



Pennsylvania
Casey, Zemitis (2)



Sweden
Heiden (1)



Turkey
Coskun (1)



Virginia
Ashton, Kunzwiler
(2)



Washington D.C.
Houghton (1)


BUCKNELL WOMEN'S BASKETBALL



0 ELENA HOUGHTON
JR. • F • 6-1




1 ASHLEY O'CONNOR
JR. • G • 5-9



2 ISABELLA CASEY
FR. • G • 5-10



4 DESIRAE ASHTON-
FR. • F • 6-0



7 JULIA HEIDEN
FR. • F • 6-3



10 ISABELLA KING
SR. • F/G • 6-0



12 ASHLEY SOFILKANICH
SO. • F • 6-3



13 HOPE MASONIUS
FR. • G • 5-9



20 REESE ZEMITIS
FR. • G/F • 5-9



21 ANNA KUNZWILER
SO. • G • 5-9



22 SOPHIA SABINO
R-JR. • G • 5-9



23 TUANA COSKUN
SO. • F • 6-0




24 ELANA WEISMAN
FR. • G/F • 6-2



TREVOR WOODRUFF
HEAD COACH



SHERILL BAKER
ASSISTANT COACH



OWEN BROWN
ASSISTANT COACH



SHELBY CASE
ASSISTANT COACH

STARTERS BY GAME (2023-24)

	Guard	Guard	Guard	Forward	Forward
at Penn State	Dingler	O'Connor	King	Sullivan	Theodorsson
at Temple	Dingler	O'Connor	King	Sullivan	Reinbeau
FDU	Dingler	Matthews	King	Sullivan	Theodorsson
at Louisville	Dingler	Matthews	King	Sofilkanich	Theodorsson
at WKU	Dingler	Matthews	King	Sofilkanich	Theodorsson
Robert Morris	Dingler	Sabino	King	Sofilkanich	Theodorsson
St. Joseph's	Dingler	Sabino	King	Sofilkanich	Theodorsson
Cornell	Dingler	O'Connor	King	Sofilkanich	Theodorsson
at MSM	Dingler	O'Connor	King	Sofilkanich	Theodorsson
Merrimack	Matthews	O'Connor	Theodorsson	Sofilkanich	Sullivan
at Marquette	Matthews	O'Connor	Theodorsson	Sofilkanich	Sullivan
at Holy Cross	Matthews	O'Connor	King	Theodorsson	Sofilkanich
at American	O'Connor	King	Theodorsson	Sullivan	Sofilkanich
Lehigh	Matthews	O'Connor	King	Theodorsson	Sofilkanich
at Colgate	Matthews	O'Connor	King	Theodorsson	Sofilkanich
Boston U.	Matthews	O'Connor	Theodorsson	Sullivan	Sofilkanich
Lafayette	Matthews	O'Connor	Theodorsson	Sullivan	Sofilkanich
at Navy	Matthews	O'Connor	Theodorsson	Sullivan	Sofilkanich
Army	Matthews	O'Connor	Theodorsson	Sullivan	Sofilkanich
at Loyola	Matthews	O'Connor	King	Theodorsson	Sofilkanich
American	Matthews	O'Connor	Theodorsson	Sullivan	Sofilkanich
at Boston U.	Matthews	O'Connor	Theodorsson	Sullivan	Sofilkanich
at Lehigh	Matthews	O'Connor	King	Reinbeau	Sofilkanich
at Colgate	Matthews	O'Connor	Theodorsson	Sullivan	Sofilkanich
Holy Cross	Matthews	O'Connor	Theodorsson	Sullivan	Sofilkanich
at Army	Matthews	O'Connor	Theodorsson	Sullivan	Sofilkanich
Loyola (Md.)	Matthews	O'Connor	Theodorsson	Sullivan	Sofilkanich
at Lafayette	Matthews	O'Connor	Theodorsson	Sullivan	Sofilkanich
Navy	Matthews	O'Connor	Theodorsson	Sullivan	Sofilkanich
American	Matthews	O'Connor	Theodorsson	Sullivan	Sofilkanich

WIN/LOSSES BY LINEUP

0-1 (.000) (Penn State).....Dingler, O'Connor, King, Sullivan, Theodorsson

0-1 (.000) (Temple).....Dingler, O'Connor, King, Reinbeau, Sullivan

1-0 (1.000) (FDU)....Dingler, King, Matthews, Sullivan, Theodorsson

0-2 (.000) (Louisville, WKU)...Dingler, King Matthews, Sofilkanich, Theodorsson

1-1 (.500) (RMU, St. Joseph's)...Dingler, King, Sabino, Sofilkanich, Theodorsson

0-2 (.000) (Cornell, MSM)...Dingler, King, O'Connor, Sofilkanich, Theodorsson

9-6 (.600) (Merrimack, Marquette, Boston, Lafayette, Navy, Army, American II, Boston II, Colgate II, Holy Cross II, Army II, Loyola II, Lafayette II, Navy II, American III)...Matthews, O'Connor, Sofilkanich, Sullivan, Theodorsson

1-3 (.250) (Holy Cross, Lehigh, Colgate, Loyola)...King, Matthews, O'Connor, Sofilkanich, Theodorsson

0-1 (.000) (American)...King, O'Connor, Sofilkanich, Sullivan, Theodorsson

1-0 (1.000) (Lehigh II)...King, Matthews, O'Connor, Reinbeau, Sofilkanich

PL TOURNAMENT UNDER WOODRUFF

Year	Seed	Round	Result
2020	1	Qtr	W, Army, 87-61
2021	1	Qtr	W, Loyola, 65-50
2021	1	SF	L, Lehigh, 63-54
2022	4	Qtr	W, Lehigh, 56-53
2022	4	SF	W, Navy, 64-44
2022	4	CH	L, American, 65-54
2023	6	Qtr	L, Lehigh, 63-55
2024	8	FR	W, American, 77-71
2024	8	Qtr	L, Holy Cross, 61-56

WITH A WIN OVER PENN STATE, BUCKNELL WOULD...

- ... improve to 1-0 on the season
- ... improve to 1-0 on the road
- ... improve to 1-10 all-time against the Nittany Lions
- ... improve to 1-1 against the Nittany Lions under Woodruff
- ... improve to 84-52 overall under Woodruff
- ... improve to 38-31 on the road under Woodruff

HEADLINES

- Bucknell completed the 2023-24 season with a tight 61-56 defeat to the No. 1 seeded Holy Cross Crusaders in the Patriot League Quarterfinals. The first quarter was a high-flying affair with Holy Cross clinging to a 17-16 lead. Halftime witnessed a 25-23 Crusader advantage. Bucknell crept ahead 40-39 after a strong third quarter. Holy Cross used its veteran experience in the final stanza to extinguish the Bison's hopes and win 61-56. The Crusaders would go on to win the conference tournament and play Caitlin Clark and Iowa in the NCAA Tournament. Ashley Sofilkanich led the Bison with 17 points. Emma Theodorsson ended her Bucknell career scoring 16 points. The Bison shot 14-of-16 from the free throw line. Bronagh Power-Cassidy, Holy Cross's senior star, scored 14 points.
- Ashley Sofilkanich earned three slots on the 2023-24 All-Patriot Defensive, Rookie, and Third Teams. She is the first Bison to do so.
- The Orange & Blue have nine newcomers (six freshmen & three transfers) on the roster. Only four players return from the 2023-24 team.
- Bucknell finished 13-18 overall and 9-9 in Patriot League play last season. The Bison reached the 2024 Patriot League Quarterfinals, playing as the No. 8 seed in the tournament, but they fell 61-56 to No. 1 seed Holy Cross.
- Bucknell graduated four seniors in the spring: Nicole Davis, Caroline Dingler, Julie Kulesza, and Kaylee Reinbeau. Dingler served as the 2023-24 captain and Kulesza was a three-point threat off the bench.
- Bucknell was picked eighth in the 2024-25 Patriot League Preseason Poll. The Bison were picked sixth last season and finished eighth in the conference.
- Sofilkanich received two preseason honors. She was named Preseason Defender of the Year and notched a spot on the Patriot League's Preseason Five. Her 60 blocks ranked eighth on the Bucknell single-season list.
- Senior Isabella King was named captain ahead of the 2024-25 season.
- This summer, Bucknell graduate Taylor O'Brien signed with the Essex Rebels of the Women's British Basketball League. O'Brien dominated the circuit with the Leicester Riders having won Player of the Month for December and a spot on the All-League Team.
- Head coach Trevor Woodruff is in his sixth season at Bucknell. He was named PL Coach of the Year in his first two seasons.
- Sherill Baker was recently promoted to associate head coach. Baker came to Lewisburg after a stint at George Washington University. Baker played in the WNBA and overseas professional leagues. She was dubbed "The Queens of Steals" for her defensive prowess at Georgia.
- Two new coaches joined the staff. Owen Brown left the University of San Francisco to join the Bison community and Shelby Case was hired as an assistant coach/director of operation combo. Case played at the University of Illinois-Chicago.

SCOUTING PENN STATE

- The Nittany Lions went 22-13 overall and 9-9 in the Big Ten during the 2023-24 season. Like the Bison, the Lions fell in the quarterfinals of their conference tournament. Penn State ran into the Caitlin Clark buzzsaw in a 95-62 loss to Iowa. Penn State received a bid to the WBIT and made a run to the semifinals defeating George Mason, Belmont, and Mississippi State home. Villanova beat Penn State 58-53 in Indianapolis. The loss ended one of the most successful seasons in recent years for the historically prestigious program.
- The Lions, like the Bison, have 13 players on roster. It is a balanced roster with four graduate students/seniors and five freshmen.
- Penn State starts the season with five home games. In contrast, Bucknell opens the campaign with four straight road contests.
- The Bison and Nittany Lions share one common opponent (Duquesne) this season.
- The Big Ten does not hold a preseason poll or publicize a preseason team. The conference has a facelift with the addition of four Pac-12 teams.
- Carolyn Kieger is 63-86 in her six seasons at Penn State

SERIES HISTORY WITH THE NITTANY LIONS

- This is the 11th meeting between the Bison and the Nittany Lions.
- Penn State has dominated the series, 10-0.
- Trevor Woodruff is 0-1 against the Pennsylvanian rival.

PATRIOT LEAGUE**2023-24 PATRIOT LEAGUE STANDINGS**

	League		Overall	
	W-L	Pct.	W-L	Pct.
Holy Cross	11-7	.611	21-13	.618
Colgate	10-8	.556	20-14	.588
Boston U.	10-8	.556	20-12	.625
Loyola (Md.)	10-8	.556	16-15	.516
Lehigh	9-9	.500	17-13	.567
Army	9-9	.500	12-17	.414
Navy	9-9	.500	14-14	.452
Bucknell	9-9	.500	13-18	.419
American	8-10	.444	10-20	.333
Lafayette	5-13	.278	10-20	.333

RECENT RESULTS**UPCOMING SCHEDULE****NOV. 4**

Northeastern at Boston U., 4:30 p.m.
 Lafayette at Boston College, 5 p.m.
 Bucknell at Penn State, 5 p.m.
 Cornell at Army West Point, 5 p.m.
 Navy at Rider, 5 p.m.
 Quinnipiac at Holy Cross, 6 p.m.
 UMass Lowell at Colgate, 6 p.m.
 LIU at Lehigh, 6 p.m.
 American at Virginia, 7 p.m.

NOV. 6

Army West Point at Siena, 6 p.m.
 Bryn Athyn at Navy, 7 p.m.

NOV. 7

Boston U. at UConn, 7 p.m.
 Loyola (Md.) at James Madison, 7 p.m.

NOV. 8

FDU at American, Noon
 Colgate at CSU Bakersfield, 2 p.m.
 Lehigh at Michigan, 7 p.m.

NOV. 9

Holy Cross at UMass Lowell, 1 p.m.
 Saint Peter's at Army West Point, 1 p.m.
 Bucknell at Pitt, 2 p.m.
 Saint Francis at Lafayette, 2 p.m.

NOV. 10

Lehigh at Northwestern, 3 p.m.
 Colgate at UCLA, 5 p.m.
 UMBC at Loyola (Md.), 5 p.m.

NOV. 12

Navy at Iona, 11 a.m.
 Oakland at Army West Point, 6 p.m.
 Emmanuel (Mass.) at Boston U., 6 p.m.

NOV. 13

Lafayette at Marist, 7 p.m.
 Longwood at American, 7 p.m.
 St. John's at Loyola (Md.), 7 p.m.
 Holy Cross at Brown, 7 p.m.
 Bucknell at FDU, 7 p.m.

NOV. 14

Wagner at Navy, 7 p.m.

Series History with Penn State (Last Six Meetings)

12/8/08	at Penn State	L, 44-81
11/19/09	Penn State	L, 62-77
12/28/10	at Penn State	L, 48-96
12/21/11	Penn State	L, 54-78
11/20/13	at Penn State	L, 49-92
11/7/23	at Penn State	L, 51-94

Series Record: 0-10

Record at Home: 0-4

Record at Penn State: 0-6

Neutral Site Record: 0-0

Trevor Woodruff Record: 0-1

Current Streak: Penn State W10

Longest Bucknell Winning Streak: None

LAST TIME OUT

• The Bison lost to the first-seeded Holy Cross Crusaders 61-56 in the Patriot League Quarterfinals. Bucknell trailed 17-16 after the first quarter and only fell behind 25-23 at halftime. Bucknell led 40-39 entering the final quarter. Holy Cross called upon its veteran stars to pull out the win. The Crusaders replied to the challenge and eked out the win despite the Bison fighting to the very bitter end. The loss finished Bucknell at 13-18.
 • Bucknell shot 20-of-44 (45.4%) from the field while Holy Cross went 24-of-59 (40.6%). The extra chances provided the Crusaders with the margin of victory. Both teams shot poorly from three-point land: Bucknell was 2-of-10 (20%) and Holy Cross went 4-of-18 (22.2%). The Bison were solid from the free throw line: 14-of-16 (87.5%) and Holy Cross hit 9-of-11 (81.8%).
 • Ashley Sofilkanich scored 17 points to lead both teams in scoring. Emma Theodorsson added 16 points. Blake Matthews scored eight points. Bronagh Power-Cassidy led the Crusaders with 14 points.

NOTABLE CAREER HIGHS SET VS. HOLY CROSS**STREAKS OF NOTE**

Ashley O'Connor - Starts (24)

Ashley Sofilkanich - Starts (28)

PATRIOT LEAGUE PRESEASON AWARDS

• Ashley Sofilkanich made the Preseason All-Patriot League Team.
 • Bucknell did not place a player on the Preseason All-Patriot League Team in 2023-24.
 • Three of the five members of the Preseason All-League Team are seniors.
 • Loyola (Md.) senior Lex Therien was named the Patriot League Player of the Year.
 • Sofilkanich was also voted the Preseason Defensive Player of the Year, an award that was just added prior to the 2022-23 season.

Preseason All-Patriot League

Lex Therien, Loyola Maryland, Sr., F (Player of the Year)

Ashley Sofilkanich, Bucknell, So., F

Zanai Barnett-Gay, Navy, So., G

Taylor Golembiewski, Colgate, Sr., G

Alex Giannaros, Boston University, Sr., G

BISON PICKED EIGHTH IN PATRIOT LEAGUE PRESEASON POLL

• Bucknell was picked to finish eighth in the Patriot League Preseason Poll based on a vote by the league's head coaches and sports information directors.
 • This is Bucknell's lowest selection under Head Coach Trevor Woodruff. The Bison were picked sixth in the 2023-24 preseason poll. It has been picked third or higher before 2023-24 since 2015-16 when the Orange & Blue notched fourth.
 • Reigning Patriot League Tournament Champion Holy Cross was picked first, followed by Patriot League Regular Season Champion Boston U., and Colgate.

Preseason Patriot League Poll

Loyola Maryland 148 (10 first-place votes)

Colgate 120 (5)

Lehigh 109

Army West Point 108 (1)

Boston University 106 (2)

Holy Cross 102 (2)

Navy 101

Bucknell 51

Lafayette 30

American 25

Patriot League Preseason Poll

Loyola Maryland 148 (10 first-place votes)
Colgate 120 (5)
Lehigh 109
Army West Point 108 (1)
Boston University 106 (2)
Holy Cross 102 (2)
Navy 101
Bucknell 51
Lafayette 30
American 25

CollegeInsider.com Mid-Major Poll

10/29/24	
1 Gonzaga (27)	0-0
2 FGCU (2)	0-0
3 Ball State (1)	0-0
4 Middle Tennessee (1)	0-0
5 Princeton	0-0
6 Drake	0-0
7 South Dakota State	0-0
8 Cleveland State	0-0
9 Columbia	0-0
10 Green Bay	0-0
11 Fairfield	0-0
12 Northern Iowa	0-0
13 James Madison	0-0
14 Norfolk State	0-0
15 Belmont	0-0
16 Kent State	0-0
17 NC A&T	0-0
18 Grand Canyon	0-0
19 Hawaii	0-0
20 Troy	0-0
21 California Baptist	0-0
22 Wofford	0-0
23 Southern Indiana	0-0
24 Lamar	0-0
25 Northern Arizona	0-0

Others Receiving Votes: Maine 51, Harvard 42, Portland 38, UT Martin 28, UC Irvine 24, Eastern Washington 22, Loyola MD 21, High Point 19, Central Arkansas 17, Chattanooga 17, Drexel 17, Grambling 17, Jackson State 15, Montana 14, Marshall 12, Southeastern 11, Stony Brook 11, Buffalo 10, ULM 9, Penn 7, Bowling Green 6, Fairleigh Dickinson 5, Liberty 7, Murray State 4, Texas A&M Corpus Christi 5, Lipscomb 2, Missouri State 2, Montana State 2, Albany 1, Siena 1.

2023-24 Accolades

Patriot League Rookie of the Week: Ashley Sofilkanych (12/4), (12/18), (1/29), (2/12), (2/19)

Patriot League Player of the Week: Emma Theodorsson (1/22)

Dominant Defense

- Since head coach Trevor Woodruff's arrival in 2019-20, the Bison have had one of the best scoring defenses in the country and have led the Patriot League in two of the last three seasons. Over Woodruff's first three seasons, Bucknell allowed just 54.5 points per game.
- Bucknell allowed just 53.6 points per game during Woodruff's first season, which ranked eighth in NCAA Division I and was a program record. In 2020-21, the Bison allowed 55.5 per game and finished 17th in the country.
- Bucknell allowed 54.9 points per game in 2022-23, good enough for 15th in the nation.
- The Bison held opponents to 60 or fewer points in 24 of their 34 games in 2021-22, and 11 were held to under 50.
- Bucknell limited teams to 21 or fewer first-half points, four times in 2023-24, 12 times in 2022-23 and 12 or fewer first-half points three times since the start of the 2019-20 season. Additionally, the Bison have held teams to single digits in 106 quarters over the last four seasons (excludes overtime periods).

Bucknell Scoring Defense (Last Five Seasons)

Season	PPG Allowed	Nat. Rank	PL Rank
2019-20	53.6	8th	1st
2020-21	55.5	17th	2nd
2021-22	54.9	15th	1st
2022-23	59.2	53th	4th
2023-24	61.2	98th	3rd

Consistent Patriot League Success

- Bucknell is 118-33 in Patriot League play since the start of the 2015-16 season. The run includes two Patriot League Tournament titles and five first-place finishes in the regular season.

Double-Digit Victories

- 58 of Bucknell's last 80 wins have been by double digits. Since the start of the 2018-19 season, 80 of the team's 110 wins have been by a double-digit margin.
- Bucknell's largest margin of victory was 47 vs. Coppin State in 1985.
- The Bison posted 18 double-digit victories in 2021-22, including a 37-point win over Saint Francis.

Bucknell's School-Record Win Streaks

- Prior to the 2021 Patriot League semifinal loss to Lehigh, the Bison were riding an 18-game winning streak that dated back to Feb. 8, 2020. It was the longest winning streak in program history.
- Before the streak ended, Bucknell had the fourth-longest win streak (18) in Division I women's basketball. The Bison went an entire calendar year without losing a game.
- Bucknell's record for consecutive wins in a single season is 12.
- The Bison saw an eight-game winning streak during non-league play in 2021-22.

Overall Success at Sojka Pavilion

- The Bison are an incredible 101-22 at Sojka Pavilion since the start of the 2015-16 season.
- Now in its 21st season playing at Sojka Pavilion, Bucknell is 197-92 (.681) on its home court.
- Bucknell finished a perfect 16-0 at Sojka Pavilion in 2016-17.
- The Bison were 12-3 in Sojka in 2021-22 and are 44-19 during the Trevor Woodruff era.

More Milestones Unearthed

- Isabella King recorded her 150th career rebound against Temple on Nov. 11, 2023 and scored 500 career points against Holy Cross on Feb. 21, 2024. King reached 100 career three-pointers against American on March 9, 2024.
- Emma Theodorsson passed 500 career points against Holy Cross on Feb. 21, 2024 when she scored 13 points on the Crusaders.
- Grace Sullivan crossed the 300-point threshold when she tallied 12 points against American on March 9, 2024. Sullivan passed the 100-mark for career rebounds against American on Jan. 6, 2024.

Bucknell National Postseason Games Past Eight Seasons

Date	Opponent	Result	Leading Bucknell Scorer
3/17/16	Akron (WNIT)	W, 74-70	Jacquie Klotz, 21
3/19/16	Michigan (WNIT)	L, 95-72	Jacquie Klotz, 21
3/17/17	Maryland (NCAA)	L, 103-61	Sune Swart, 14
3/15/18	West Virginia (WNIT)	L, 83-50	Kaitlyn Slagus, 15
3/22/19	Florida State (NCAA)	L, 70-67	Kate Walker, 18
3/18/22	Fordham (WNIT)	W, 73-64	Taylor O'Brien, 35
3/21/22	Drexel (WNIT)	L, 61-58	Cecelia Collins, 23

BUCKNELL RECORD WHEN... (2023-24)

Leading at halftime:	9-3
Tied at the half:	0-0
Trailing at halftime:	5-13
Shoot 40% or higher:	9-4
Shoot less than 40%:	4-13
Shoot higher % than opp.:	13-3
Shoot same % as opp.:	0-0
Shoot lower % than opp.:	0-14
Opp. shoot worse than 40%:	9-6
Opp. shoot 40% or higher:	4-11
Score less than 60 points:	3-15
Score 60-69 points:	7-2
Score 70-79 points:	3-0
Score 80-89 points:	0-0
Score 90-99 points:	0-0
Score 100+ points:	0-0
Opp. score less than 60 pts.:	10-7
Opp. score 60-69 pts.:	2-4
Opp. score 70-79 pts.:	1-5
Opp. score 80-89 points:	0-0
Opp. score 90-99 points:	0-1
Opp. score 100+ points:	0-0
Outrebounded opponent:	5-1
Outrebounded by opponent:	7-14
Rebounds were even:	1-2
Fewer turnovers than opp.:	5-2
More turnovers than opp.:	6-14
Turnovers were even:	2-1
Make 5 or more 3-pointers:	7-5
Make 4 or fewer 3-pointers:	6-12
Games decided by 5 or fewer:	4-2
Overtime games:	0-1
At Home:	8-7
On Road:	5-10
Games following a loss:	7-10
Games following a win:	6-6
More bench points than opp.:	4-5
Fewer or same bench pts.:	9-12
On Monday:	0-0
On Tuesday:	0-4
On Wednesday:	5-5
On Thursday:	0-1
On Friday:	1-0
On Saturday:	5-6
On Sunday:	2-1
In November:	2-5
In December:	1-3
In January:	3-6
In February:	5-2
In March:	2-1
Wearing White:	7-7
Wearing Blue:	5-7
Wearing Orange:	1-2
Wearing Pink:	0-1

CAREER DOUBLE-DOUBLES BY PLAYER**Ashley Sofilkanich (4)**

vs. Lehigh (13-10), 1/10/24
 at Loyola (Md.) (19-12), 1/31/24
 at Lehigh (22-15), 2/14/24
 vs. Holy Cross (14-15), 2/21/24

ALL-TIME STARTS

Name	Career	Streak	Last Start
Ashley Sofilkanich	28	28	at Holy Cross (3/11/24)
Ashley O'Connor	26	24	at Holy Cross (3/11/24)
Isabella King	50	0	at Lehigh (2/14/24)
Sophia Sabino	2	0	vs. St. Joseph's (11/28/23)

THE LAST TIME...**A Bucknell Individual:**

Scored 40 or more points:..... Molly Creamer, 44 at Lafayette, 2/21/03
 Scored 30 or more points:..... Emma Theodorsson, 31 vs. Boston U., 1/17/24
 Made 15 FGs:..... Molly Creamer, 16 at Lafayette, 2/21/03
 Made 8 3PT FGs:..... Trisha Krewson, 8 vs. Lycoming, 12/30/09
 Made 7 3PT FGs:..... Abby Kapp, 7 at Lafayette, 1/9/21
 Made 15+ FTs:..... Taylor O'Brien, 15 at Fordham, 3/18/22
 Made 10+ FTs:..... Ashley Sofilkanich, 10 vs. Holy Cross, 2/21/24
 Had 25+ rebounds:..... Bobbi Castens, 28 vs. Mansfield, 2/24/77
 Had 20+ rebounds:..... Emma Shaffer, 21 at American, 2/15/23
 Had 15+ rebounds:..... Ashley Sofilkanich, 15 vs. Holy Cross, 2/21/24
 Had 10+ rebounds:..... Blake Matthews, 10 vs. Navy, 3/6/24
 Had 10+ assists:..... Blake Matthews, 11 vs. American, 3/9/24
 Had 5+ blocks:..... Ashley Sofilkanich, 8 vs. Army, 1/27/24
 Had 10+ steals:..... Karin Wegener, 12 vs. Gettysburg, 1/29/79
 Had 8+ steals:..... Lauren Schober, 9 vs. Colgate, 2/21/09
 Had 5+ steals:..... Marly Walls, 5 vs. Colgate, 3/2/22
 Played 40+ minutes:..... Blake Matthews, 40 vs. Navy, 3/6/24
 Had a double-double:..... Blake Matthews (10-10) vs. Navy, 3/6/24

A Bucknell Team:

Won in overtime:..... 65-58 (OT) at Cornell, 11/19/22
 Lost in overtime:..... 58-47 (OT) vs. Holy Cross, 2/21/24
 Played more than one overtime:..... L, 78-73 (2OT) at Stony Brook, 12/29/19
 Scored 100 points:..... 100 vs. Canisius, 11/27/02
 Scored 90 points:..... 91 vs. Colgate, 3/2/22
 Scored less than 50 points:..... 49 vs. Navy, 3/6/24
 Scored less than 40 points:..... 39 at Marquette, 12/21/23
 Scored 50+ in a half:..... 51 (2nd) vs. Colgate, 3/2/22
 Gave up 100 points:..... 100 vs. Bowling Green, 12/3/03
 Gave up less than 50 points:..... 45 at Lafayette, 3/2/24
 Gave up less than 40 points:..... 37 vs. Loyola (Md.), 1/28/23
 Shot over 60% FG:..... .632 (36-57) vs. Loyola (Md.), 2/20/19
 Shot under 30% FG:..... .262 (17-65) vs. Navy, 3/6/24
 Held opponent under 30% FG:..... .283 at Lehigh, 2/14/24
 Made 40+ FG:..... 41 vs. Colgate, 2/16/02
 Made 10+ 3PT FG:..... 13 vs. Colgate, 3/2/22
 Did not make a 3PT:..... at Colgate, 1/13/24
 Attempted 40+ FT:..... 40 vs. Holy Cross, 3/5/04
 Made 35+ FT:..... 35 vs. Holy Cross, 3/5/04
 Had 60+ rebounds:..... 62 vs. UMBC, 12/9/14
 Had 50+ rebounds:..... 52 vs. Army West Point, 1/5/18
 Had 25+ assists:..... 28 vs. Iona, 1/3/05
 Committed fewer than 10 turnovers:..... 4 vs. American, 3/9/24
 Committed 25+ turnovers:..... 25 at WKU, 11/21/23
 Forced 30+ turnovers:..... 30 vs. American, 2/7/06
 Had 20+ steals:..... 20 vs. Colgate, 2/21/09
 Had 10+ blocks:..... 10 vs. Delaware, 12/20/15
 Three players had 20 points:..... DeBoer, (22), Slagus (21), Klotz (20) vs. Army, 1/2/16
 Two players had 20 points:..... Kate Walker (22) and Kyi English (20) vs. YSU, 12/18/18
 Five players had 10+ points:..... Kulesza (16), King (15), O'Brien (14), Collins (14), Sisselman (10) vs. Colgate, 3/2/22
 Two players had double-doubles:..... Tessa Brugler (11-11) and Taylor O'Brien (22-11) vs. Loyola, 3/7/21

BUCKNELL/OPPONENT TEAM HIGHS/LOWS

BUCKNELL

OPPONENT

Points, 1st Half	High	45	vs. American (3/9/24)	48	at Penn State (11/7/23)
	Low	14	at Marquette (12/21/23)	14	at WKU (11/21/23)
Points, 2nd Half	High	42	vs. Loyola (2/28/24)	49	at WKU (11/21/23)
	Low	20	2x (last at Louisville (11/19/23)	17	vs. American (2/4/24)
Total Points	High	77	vs. American (3/9/24)	94	at Penn State (11/7/23)
	Low	39	at Marquette (12/21/23)	44	2x (last vs. Merrimack (12/17/23)
FG Made	High	30	vs. American (3/9/24)	35	at Penn State (11/7/23)
	Low	13	at WKU (11/21/23)	15	at Lehigh (2/14/24)
FG Attempted	High	65	vs. Navy (3/6/24)	72	at Marquette (12/21/23)
	Low	41	at WKU (11/21/23)	51	vs. Lafayette (1/20/24)
FG Percentage	High	.536	vs. American (3/9/24)	.593	at Penn State (11/7/23)
	Low	.262	vs. Navy (3/6/24)	.266	vs. American (2/4/24)
3-Pt. FG Made	High	8	3x (last vs. Lafayette (1/20/24)	12	2x (last at Army (2/24/24)
	Low	0	at Colgate (1/13/24)	2	4x (last at Lafayette (3/2/24)
3-Pt. FG Attempted	High	22	2x (at Loyola (Md.) (1/31/24)	29	at Lehigh (2/14/24)
	Low	6	vs. Colgate (2/17/24)	11	vs. Army (1/27/24)
3-Pt. FG Percentage	High	.533	2x (last vs. Lafayette (1/20/24)	.615	at Colgate (1/13/24)
	Low	.000	at Colgate (1/13/24)	.118	at Navy (1/24/24)
FT Made	High	27	vs. Lehigh (1/10/24)	25	vs. Lehigh (1/10/24)
	Low	1	at Louisville (11/19/23)	2	at Boston (2/10/24)
FT Attempted	High	33	vs. Robert Morris (11/24/23)	36	vs. Lehigh (1/10/24)
	Low	3	vs. Lafayette (1/20/24)	4	at Boston (2/10/24)
FT Percentage	High	1.000	vs. Lafayette (1/20/24)	1.000	3x (last at Army (2/24/24)
	Low	.200	at Louisville (11/19/23)	.444	vs. Robert Morris (11/24/23)
Offensive Rebounds	High	14	vs. Cornell (12/2/23)	23	at Marquette (12/21/23)
	Low	0	at Louisville (11/19/23)	1	vs. Lafayette (1/20/24)
Defensive Rebounds	High	39	vs. Holy Cross (2/21/24)	38	vs. Navy (3/6/24)
	Low	16	at Colgate (1/13/24)	17	at Boston (2/10/24)
Total Rebounds	High	46	vs. American (2/4/24)	55	at Marquette (12/21/23)
	Low	19	at Louisville (11/19/23)	21	vs. Lafayette (1/20/24)
Turnovers	High	26	2x (last at Louisville (11/19/23)	23	vs. Robert Morris (11/24/23)
	Low	4	vs. American (3/9/24)	6	2x (last at Holy Cross (1/3/24)
Personal Fouls	High	26	vs. Lehigh (1/10/24)	27	2x (last vs. Robert Morris (11/24/23)
	Low	7	vs. Lafayette (1/20/24)	6	vs. Lafayette (1/20/24)
Assists	High	19	vs. Lafayette (1/20/24)	28	at Colgate (1/13/24)
Blocked Shots	High	9	vs. Army (1/27/24)	9	vs. Navy (3/6/24)
Steals	High	11	vs. Navy (3/6/24)	17	2x (last vs. St. Joseph's (11/28/23)

INDIVIDUAL BUCKNELL/OPPONENT HIGHS

BUCKNELL

OPPONENT

Points	31	Emma Theodorsson vs. Boston U. (1/17/24)	26	Bronagh Power-Cassidy (Holy Cross) (2/21/24)
Rebounds	15	2x (last Ashley Sofilkanich vs. Holy Cross (2/21/24)	17	Lex Therien (Loyola (Md.) (1/31/24)
Assists	11	Blake Matthews vs. American (3/9/24)	8	Alexa Brodie (Colgate) (1/13/24)
Blocked Shots	8	Ashley Sofilkanich vs. Army (1/27/24)	5	Kate Samson (Navy) (1/24/24)
Steals	4	2x (last Blake Matthews at Boston U. (2/10/24)	6	2x (last Ivy Bales (American) (1/6/24)
FG Made	10	2x (last Grace Sullivan vs. Loyola (2/28/24)	11	Talya Brugler (St. Joseph's) (11/28/23)
3FG Made	4	2x (last Ashley O'Connor vs. American (2/4/24)	5	Taylor Wilson (Army) (1/27/24)
FT Made	10	2x (last Ashley Sofilkanich vs. Holy Cross (2/21/24)	8	3x (last Bronagh Power-Cassidy (Holy Cross) (2/21/24)



TREVOR WOODRUFF

HEAD COACH • FIFTH SEASON AT BUCKNELL • MISERICORDIA '99

Trevor Woodruff was named the head women's basketball coach at Bucknell in April 2019. Now in his sixth season with the Bison, Woodruff has compiled an outstanding 83-52 (.614) overall record, including a 54-26 (.675) mark against Patriot League opponents. On top of that, Bucknell is 45-19 (.703) when playing at home under Woodruff and 5-4 (.555) in Patriot League Tournament contests.

For his career, Woodruff owns a 196-62 (.759) record coaching NCAA women's basketball and a 355-197 (.643) overall NCAA basketball record when factoring in his 11 seasons as the men's coach at Misericordia.

Woodruff was named the Patriot League Coach of the Year in each of his first two seasons at Bucknell after leading the team to a pair of first-place regular season finishes. He's the first and only Patriot League women's basketball coach to win the award in his first two years. Woodruff also guided the Bison to their sixth Patriot League Tournament Championship appearance in 2021-22.

The 2021-22 season, which saw Bucknell eclipse the 20-wins mark (24-10) for a sixth consecutive full campaign, culminated with a trip to the second round of the WNIT. The Bison won at Fordham in the first round, marking just the third time a Patriot League team had won a WNIT matchup. The Bison went on to face Drexel in the round of 32 and held a lead late in the fourth quarter before falling to the Colonial Athletic Association's regular season champion.

Bucknell's at-large bid to the 2022 WNIT was a testament to its achievements during the regular season and in the Patriot League Tournament. Having been picked third in the preseason poll, the Bison ended up with the highest NET ranking in the league (100) and reached the Patriot League title game where they faced top-seeded American.

Woodruff's Bison finished atop the league in scoring defense for second time in three seasons and was among the top 20 in the nation in the category for a third straight year.

Bucknell posted an undefeated regular season (8-0) during a shortened 2020-21 campaign and secured the top seed in the Patriot League Tournament for a second consecutive season. Bucknell was one of only two teams in the country to go unbeaten during the regular season. The 2021 Bison sported the country's fewest turnovers per game and finished second in the league in both scoring defense and scoring offense. Under Woodruff, Bucknell put together a program-record 18-game winning streak that spanned more than 13 months.

Woodruff's first season with the Bison was among the most impressive in Patriot League history as the team won the regular season title by a four-game margin and captured the regular season title at 24-6 overall (16-2 PL). During the 2019-20 campaign, Woodruff elevated the Bucknell scoring defense to eighth in the country with a program-record 53.6 points allowed per game. The team also ranked fifth nationally in 3-point field goal percentage (38.9). The Bison went 13-1 at home and won 20 games by double digits.

Five players have combined for eight All-Patriot League honors during Woodruff's two years, including 2019-20 Patriot League Player of the Year Ellie Mack. Additionally, the Bison have had a player on the Academic All-League Team three times, the 2021 Patriot League Scholar-Athlete of the Year, three All-Defensive players, and one member of the Patriot League All-Rookie Team.

Prior to Bucknell, Woodruff compiled a 113-10 record and four conference championships over four years as head coach at the University of Scranton.

FAST FACTS

PERSONAL:

Education: B.A., History
Misericordia, 1999
M.Ed., Educational Leadership
Wilkes University, 2004
Family: wife (Melissa), son (Bryce), son (Casey)

NCAA Coaching Record: 355-197 (.643)
Bucknell Coaching Record: 83-52 (.614)
Patriot League Play: 54-26 (.675)

Bucknell Highlights

- Two-time Patriot League Coach of the Year
- Two-time Patriot League Regular Season Championship
- 2021-22 Patriot League Championship berth and WNIT win

Career Highlights

- 10-time Coach of the Year selection
- NCAA Division III Final Four appearance, 2019
- NCAA Division III Elite Eight appearance, 2016
- NCAA Division III Sweet Sixteen appearances, 2017, 2018
- Captured four Landmark Conference Championships at Scranton
- 11 appearances in national postseason tournaments
- 30-1 overall record, 2015-16
- 113-10 record while coaching the Scranton Royals

Scranton was nearly unbeatable during Woodruff's four seasons with the team. In addition to the outstanding overall record, the Royals went 53-6 in league play, including a 16-0 record in his first season, while winning four straight Landmark Conference titles. The Royals advanced to the NCAA Division III Final Four in his last season, adding to an Elite Eight appearance in 2016 and back-to-back Sweet 16 appearances in 2017 and 2018.

The Royals have a perennially successful program in the Landmark Conference, but the 2019 Final Four appearance was the team's first since 2006. They finished fourth in both the D3hoops.com and WBCA Coaches Top 25 National Polls. Senior Bridgette Mann went on to garner WBCA Honorable Mention All-American honors, and the Royals defense was outstanding the entire season, holding opponents to 48.8 points a game, the eighth-best mark in all of NCAA Division III.

Woodruff was twice named Landmark Conference Coach of the Year, earning the award for the first time while leading Scranton to a 30-1 record, including a 30-game winning streak, in his first season, and then again in his third season.

Prior to his time in Scranton, Woodruff spent 12 seasons as a head coach in collegiate men's basketball, including 11 highly-successful seasons at Misericordia, his alma mater. He led the Cougars to Freedom Conference championships and NCAA Division III Tournament berths in 2012 and 2015, and he was named Freedom Conference Coach of the Year in both of those seasons. He was also named Pennsylvania Athletic Conference Coach of the Year in 2008 in the Cougars' previous affiliation.

Prior to his stint Misericordia, Woodruff was the head men's basketball coach at Lackawanna College in Scranton in 2003-04. He led the Falcons to 24 wins and a No. 9 ranking in the final National Junior College Athletic Association Division II poll. The Falcons won the Region 19 and District 9 championships that season, and Woodruff was a named Coach of the Year in Region 19 and District 9.

In all, Woodruff has eight conference titles, nine appearances in national postseason tournaments, and 10 Coach of the Year awards.

Woodruff began his coaching career in 2001 as the head boys' basketball coach at Delaware Valley High School in Milford, Pa.

A 1999 graduate of Misericordia, Woodruff holds his bachelor of arts degree in history. He completed his master's degree in educational leadership at Wilkes University in 2004.

Woodruff is joined in Lewisburg by his wife Melissa and sons Bryce and Casey.

ALL-TIME BISON COACHING RECORDS

Name	At Bucknell	W	L	Pct.
Barbara Testa	1973-76 (3)	11	13	.458
Rebecca Carr	1976-80 (4)	31	30	.508
Terrie Grieb	1980-81 (1)	7	12	.368
Karen Harden	1981-83 (2)	13	36	.265
Cindy Connelley	1983-84 (1)	9	17	.346
Lori Howard	1984-91 (7)	77	116	.399
Juliene Simpson	1991-97 (6)	65	98	.399
Kathy Fedorjaka	1997-2012 (15)	209	211	.498
Bill Broderick	2012*	3	10	.231
Aaron Roussell	2012-2019 (7)	151	72	.677
Trevor Woodruff	2019-present (6)	83	52	.614
Bucknell Totals	1973-2023 (51)	659	667	.496

*Coached final 13 games of the 2011-12 season



SHERILL BAKER

ASSOCIATE HEAD COACH • SECOND SEASON AT BUCKNELL • GEORGIA '07

Coach Trevor Woodruff announced the hiring of Sherill Baker as assistant coach/recruiting coordinator. Baker brings two decades of collegiate and professional coaching and playing experience to the Bison women's basketball program.

"We are thrilled to have Sherill join us," said coach Woodruff. "She has a tremendous record and resumes as a player and a coach. She brings new energy to the program and a veteran perspective. I am just looking forward to getting her here and seeing the impact she can make on our program."

"I am completely overjoyed with excitement," said Baker. "For me, it's about fit. Coach Woodruff is a proven winner and an incredible mentor committed to getting the best out of his players. Another big highlight is the beautiful campus and how welcoming the people are here at Bucknell."

Baker's lengthy resume includes a decorated playing and coaching career. Most recently, she coached at George Washington University during the 2022-23 season, where she coached the A-10 Sixth Player of the Year, Nya Robertson. The Colonials made the A-10 Tournament as the seventh seed, where the Bluff and Blue vanquished 10th seed Duquesne before losing in the next round to the second-seeded Rhode Island Rams. George Washington finished the season with an 18-13 record, including an 11-3 mark at home.

Before George Washington, Baker was an assistant coach at Georgia State for three seasons from 2019-2022. During her stint as a Panthers coach, she developed two Sun Belt First Team selections and one Sun Belt Third Team member.

Her assistant coach tenure at Kennesaw State University from 2016-19 witnessed Owl players dominate the league lists as 14 awards were earned. Most notably, three ASUN Freshman of the Year honors were bestowed upon Baker's charges in Carlotta Gianolla, Kamiyah Street, and Amani Johnson.

Baker started her coaching career at Auburn, serving two seasons as their Video Coordinator/Director of Basketball Services and one year as an assistant coach from 2012-15. While a member of the Tigers coaching staff, two players were All-SEC Selections, and one was named to the All-Freshman team. The 2012-13 team made the Elite Eight in the NIT.

Baker attended the University of Georgia, where she played basketball and graduated with a Bachelor of Arts in speech communication. The Bulldogs were a national force during her four years playing in four NCAA Tournaments, including three Sweet Sixteen appearances and one Elite Eight advancement. She started 122 out of 131 games and scored 1,665 career points (12.7 ppg). Dubbed the "Queen of Steals," she still holds the single-season and career mark for steals in Georgia history and led the NCAA in steals per game (4.7) in 2005-2006. Baker enjoyed a banner year in 2006 when she was named All-American, All-SEC First Team, and National Defensive Player of the Year. In 2014, she was named an SEC Legend.

Following her accomplished collegiate career, Baker embarked on a distinguished professional career playing for numerous WNBA teams after being drafted 12th overall. Baker played for the following WNBA teams (in order of appearance): New York Liberty, Los Angeles Sparks, Indiana Fever, and Detroit Shock.

Her career also extended to playing abroad. While overseas, Baker played in the exotic locales of Rome, Italy, Ashdod, Israel, Aix en Provence, France, Holon, Israel, Limassol, Cyprus, Frankfurt, Germany, and Tel Aviv, Israel. She was part of a final-four Euro Cup team and an Israeli League Champion Club squad.

Her playing career, as expected, has greatly influenced her coaching philosophy.


"My background allows me to nurture relationships and detail the disciplined aspect of the game. I wish to incorporate the Elite status on all three levels at Bucknell. I've been very fortunate and blessed to play on an Elite level, and I must transfer my knowledge and skill development to my Bucknell Family."

As a nationwide recruiter and player development specialist in her previous stops, Baker will focus on that role when she starts coaching in Sojka Pavilion.

"I am looking forward to immediately contributing my experience with recruiting and continuing to focus on a work ethic that develops our players."

Overall, she is excited to join the Orange and Blue and continue to nurture the Bison program.

"I want to thank Coach Woodruff for the opportunity to work alongside him and the staff in continuing the legacy of this successful program in the Patriot League."



OWEN BROWN

ASSISTANT COACH • FIRST SEASON AT BUCKNELL • SAN FRANCISCO '19

Head coach Trevor Woodruff completes his staff for the 2024-25 season by hiring Owen Brown as assistant coach. The hire rounds out a deeply skilled staff with Division I coaching and playing experience.


"I could not be more excited to join the Bucknell staff," said Brown. "Thank you to Coach Woodruff for believing in me for this position. I can't wait to contribute to such an excellent program, and my wife and I look forward to joining the Bucknell community."

Brown journeys to Bucknell from the University of San Francisco, where he spent the past four seasons as the Assistant Coach/Director of Player Development. USF posted a double-digit win total every season, including 19 wins during the 2022-23 campaign. Their season ended with an appearance in the WNIT against Washington. WNIT appearances were common during his tenure as USF earned three WNIT bids and one win defeating Houston during the 2021 WNIT. The Dons scheduled ambitiously and defeated California and USC while Brown was on staff. USF was a constant power in the tough West Coast Conference (WCC), notching 39 league wins in four years. They twice recorded a victory in the WCC Tournament.

Before being hired as a full-time coach, Brown worked four years as the women's basketball team manager. He assisted coaches with planning and leading individual workouts and led the scout team in game preparations.

"We're excited for Owen to join our Bison family," said Woodruff. "He will bring great energy and years of Division I experience with him to Lewisburg. Additionally, his West Coast roots will only strengthen our ability to draw future Bison from that very talented part of the country. I'm looking forward to everyone meeting him and his wife Molly, when they complete their move to Central Pennsylvania in early August."

Brown graduated twice from USF, earning a Bachelor's in History with a minor in Spanish in 2019 and then receiving a Master's of Education in 2020. He is a native of San Jose, California, and has over a decade of experience working basketball camps.



TBA

ASSISTANT COACH



SHELBY CASE

ASSOCIATE COACH/DIR. OF BASKETBALL OPERATIONS • FIRST SEASON AT BUCKNELL • UIC '22

The Bucknell Bison women's basketball team added to their team staff by hiring former UIC standout and Valparaiso graduate assistant Shelby Case for the program's Basketball Operations/Assistant Coach. Case replaces Molly Gillis in operation duties, who departed after two years of excellent service to pursue other opportunities.

"Shelby was the perfect candidate to fill this position," said head coach Trevor Woodruff. "Her ability to help us both administratively and on the court will provide a boost to our staff."

Case delivers five years of ideal Division I experience to the Bison program, having spent time as a player and a coaching staff member, thus providing two unique viewpoints in her assignments.

"I am excited to be joining Coach Woodruff and his staff at Bucknell," said Case. "The experience that they all bring to the game of basketball is going to grow my knowledge greatly. The environment at Bucknell has been welcoming from the administration to the student athletes, having the support from everyone in the athletic department is invaluable to me. I am thrilled to be a part of the Bucknell family. There is so much to learn from in the position I am in with those that are surrounding me. I am thankful to Coach Woodruff for this opportunity."

The former Flame forward recorded three years (2019-20, 2020-21, and 2021-22) in the UIC colors, playing in 35 games and starting 18 contests. Unfortunately, she missed all of 2021-22, due to injury. She averaged 16.5 minutes per game and scored 96 career points. Case owned a presence under the basket, collecting 78 rebounds. She displayed atypical range for a post player, hitting ten three-pointers.

After graduation, Case, like UIC, joined the Missouri Valley Conference when she was hired by the Valparaiso Beacons as a graduate assistant and worked there for the 2022-23 and 2023-24 seasons. Valpo posted non-conference wins over Chicago State and Southern Miss during her tenure but lost to UIC in back-to-back conference tournaments.

A native of McCordsville, Ind., Case earned her bachelor's degree in criminology, law, and justice from UIC and a master's degree in sports administration from Valpo.

NICK MENDEZ

ATHLETIC TRAINER • FIFTH SEASON AT BUCKNELL • FGCU '10

JUSTIN KENNA

STRENGTH & CONDITIONING COACH • SECOND SEASON AT BUCKNELL • ST. JOSEPH'S '18

ADAM EVANKO

ATHLETIC COMMUNICATIONS CONTACT • THIRD SEASON AT BUCKNELL • LVC '17



#1 ASHLEY O'CONNOR

JUNIOR // 5-9 // G // SEA BRIGHT, N.J. // SAINT JOHN VIANNEY (FORDHAM)

2023-24 GAME-BY-GAME STATISTICS



2023-24 Bucknell Women's Basketball
Individual Game-by-Game
All games

Page 2/12
as of Nov 03, 2024

2023-24 (SOPHOMORE)

- Made her Bucknell debut against Penn State.
- Scored double-digits six times.

HIGH SCHOOL

- Earned four varsity letters at Saint John Vianney under head coach Dawn Karpell
- Began a decorated high school career by helping the Lancers to a Non-Public A State and Shore Conference championships as a sophomore, earning Hoop Group Shore All-Defense honors, with the team finishing the year ranked #1 in New Jersey and 19th nationally.
- As a junior, her first season as a team captain, she was named All-Shore First Team and All-Defense again after the Lancers took home another conference championship and were ranked within the top-20 nationally.
- Again a team captain as a senior, the Lancers finished 32-1 and won the Tournament of Champions, plus another state title, finishing the year in the top-five nationally
- She once again garnered All-Shore First Team accolades and was named the Hoop Group Defensive Player of the Year, as well as Asbury Park Press All-Shore Second Team, NJ.com Non-Public All-State Third Team, Coaches' All-Shore Second Team, Coaches' Shore B North First Team, Certified Podcasts (Lowe/Brust) All-Defense, Shore Sports Network Second Team, and Jersey Sports Zone All-Zone.
- Played her club ball with the NJ ShoreShots, also serving as team captain, earning Third Team All-Hoop Group Showcase League honors
- Played in the No Boyz Allowed summer league and was named an All-Star and semi-final MVP
- Off the court was a member of the National Honor Society and earned a Community Service award.

#1 O'CONNOR, Ashley

Opponent	Date	GS	MIN	Total		3-Pointers		Free throws		Rebounds			PF	A	TO	BLK	STL	PTS	AVG	
				FG-FGA	PCT	3FG-3FGA	PCT	FT-FTA	PCT	OFF	DEF	TOT								AVG
at Penn St.	11/07/2023	*	26:39	1-3	.333	1-2	.500	0-0	.000	0	2	2	2.0	1	2	5	0	0	3	3.0
at Temple	11/11/2023	*	34:25	3-9	.333	2-6	.333	0-0	.000	0	1	1	1.5	1	2	4	0	0	8	5.5
FDU	11/15/2023		13:05	1-2	.500	1-1	1.000	0-0	.000	0	1	1	1.3	0	1	1	0	0	3	4.7
at Louisville	11/19/2023		16:50	0-2	.000	0-0	.000	0-0	.000	0	1	1	1.3	1	1	1	0	1	0	3.5
at Western Ky.	11/21/2023		18:17	1-4	.250	1-3	.333	0-0	.000	0	0	0	1.0	0	0	3	0	0	3	3.4
Robert Morris	11/24/2023		17:50	0-1	.000	0-1	.000	0-0	.000	0	1	1	1.0	1	1	2	0	1	0	2.8
Saint Joseph's	11/28/2023		09:09	3-3	1.000	2-2	1.000	0-0	.000	0	0	0	0.9	0	0	2	1	0	8	3.6
Cornell	12/02/2023	*	23:34	0-9	.000	0-5	.000	0-0	.000	0	0	0	0.8	2	2	3	0	0	0	3.1
at Mount St. Mary's	12/05/2023	*	32:45	0-3	.000	0-1	.000	0-0	.000	0	1	1	0.8	1	2	2	0	0	0	2.8
Merrimack	12/17/2023	*	35:46	4-7	.571	3-5	.600	1-2	.500	0	5	5	1.2	2	2	4	0	1	12	3.7
at Marquette	12/21/2023	*	29:53	1-6	.167	1-4	.250	0-0	.000	0	2	2	1.3	0	1	2	0	0	3	3.6
at Holy Cross	01/03/2024	*	33:14	3-6	.500	2-3	.667	2-2	1.000	1	3	4	1.5	1	1	2	0	1	10	4.2
at American	01/06/2024	*	27:58	2-9	.222	2-5	.400	2-2	1.000	0	2	2	1.5	0	3	7	0	1	8	4.5
Lehigh	01/10/2024	*	27:00	2-6	.333	0-2	.000	0-0	.000	0	0	0	1.4	5	0	0	0	0	4	4.4
at Colgate	01/13/2024	*	30:48	2-6	.333	0-3	.000	0-0	.000	0	2	2	1.5	3	1	0	0	0	4	4.4
Boston U.	01/17/2024	*	34:03	3-7	.429	2-4	.500	0-0	.000	0	1	1	1.4	2	1	1	1	0	8	4.6
Lafayette	01/20/2024	*	33:35	4-8	.500	4-4	1.000	0-0	.000	0	2	2	1.5	0	5	2	0	0	12	5.1
at Navy	01/24/2024	*	37:58	1-8	.125	1-5	.200	0-0	.000	0	3	3	1.6	4	3	2	1	3	3	4.9
Army West Point	01/27/2024	*	37:35	4-8	.500	3-5	.600	0-0	.000	0	4	4	1.7	4	2	3	0	1	11	5.3
at Loyola Maryland	01/31/2024	*	32:37	1-9	.111	1-7	.143	2-2	1.000	0	1	1	1.7	0	6	1	1	1	5	5.3
American	02/04/2024	*	31:26	7-12	.583	4-7	.571	0-0	.000	0	1	1	1.6	0	1	3	1	0	18	5.9
at Boston U.	02/10/2024	*	30:42	2-6	.333	0-1	.000	0-0	.000	0	3	3	1.7	4	1	3	1	0	4	5.8
at Lehigh	02/14/2024	*	34:03	3-11	.273	1-5	.200	2-2	1.000	1	0	1	1.7	4	2	5	0	0	9	5.9
Colgate	02/17/2024	*	25:52	0-9	.000	0-2	.000	0-0	.000	0	3	3	1.7	2	3	4	0	0	0	5.7
Holy Cross	02/21/2024	*	41:18	2-14	.143	1-7	.143	0-0	.000	0	5	5	1.8	0	0	2	1	2	5	5.6
at Army West Point	02/24/2024	*	29:22	3-6	.500	1-3	.333	0-0	.000	0	2	2	1.8	0	0	1	1	0	7	5.7
Loyola Maryland	02/28/2024	*	34:53	4-8	.500	2-4	.500	0-0	.000	0	2	2	1.9	1	1	0	0	0	10	5.9
at Lafayette	03/02/2024	*	33:50	1-6	.167	0-3	.000	0-0	.000	0	3	3	1.9	2	0	2	1	2	2	5.7
Navy	03/06/2024	*	34:51	2-11	.182	1-6	.167	0-0	.000	0	1	1	1.9	3	0	2	0	3	5	5.7
American	03/09/2024	*	32:27	3-6	.500	2-4	.500	0-0	.000	0	1	1	1.8	3	1	1	0	0	8	5.8
at Holy Cross	03/11/2024	*	33:01	2-7	.286	0-2	.000	0-0	.000	0	1	1	1.8	3	0	0	0	2	4	5.7
Totals			26 914:44	65-212	.307	38-112	.339	9-10	.900	2	54	56	1.8	50	45	70	9	19	177	5.7

Player Averages

Games Played	Minutes/game	Points/game	FG Pct	3FG Pct	FT Pct	Rebounds/game	Assists/game	Turnovers/game	Assist/Turnover ratio	Steals/game	Blocks/game
31	29.5	5.7	30.7	33.9	90.0	1.8	1.5	2.3	0.6	0.6	0.3

2023-24 SEASON HIGHS

Points	18 vs. American (2/4/24)
Rebounds	5 2x (last vs. Holy Cross (2/21/24))
FG Made	7 vs. American (2/4/24)
FG Attempted	14 vs. Holy Cross (2/21/24)
3FG Made	4 2x (last vs. American (2/4/24))
3FG Attempted	7 3x (last vs. Holy Cross (2/21/24))
FT Made	2 4x (last at Lehigh (2/14/24))
FT Attempted	2 5x (last at Lehigh (2/14/24))
Assists	6 at Loyola (1/31/24)
Blocks	1 9x (last at Lafayette (3/2/24))
Steals	3 2x (last vs. Navy (3/6/24))
Minutes	41 vs. Holy Cross (2/21/24)

CAREER HIGHS (BUCKNELL)

Points	18 vs. American (2/4/24)
Rebounds	5 2x (last vs. Holy Cross (2/21/24))
FG Made	7 vs. American (2/4/24)
FG Attempted	14 vs. Holy Cross (2/21/24)
3FG Made	4 2x (last vs. American (2/4/24))
3FG Attempted	7 3x (last vs. Holy Cross (2/21/24))
FT Made	2 4x (last at Lehigh (2/14/24))
FT Attempted	2 5x (last at Lehigh (2/14/24))
Assists	6 at Loyola (1/31/24)
Blocks	1 9x (last at Lafayette (3/2/24))
Steals	3 2x (last vs. Navy (3/6/24))
Minutes	41 vs. Holy Cross (2/21/24)

YEAR-BY-YEAR STATISTICS

Year	GP	GS	Min	Avg	FG	FGA	Pct	3FG	3FGA	Pct	FT	FTA	Pct	Reb	Avg	PF	FO	Ast	TO	Blk	Stl	Pts	Avg
2023-24	31	26	914	29.5	65	212	.307	38	112	.339	9	10	.900	56	1.8	50	1	45	70	9	19	177	5.7
Total	31	26	914	29.5	65	212	.307	38	112	.339	9	10	.900	56	1.8	50	1	45	70	9	19	177	5.7

FRESHMAN // 6-0 // F // FREDERICKSBURG, VA. // BISHOP IRETON

[illegible]

[illegible]



#10 ISABELLA KING

SENIOR // 6-0 // G/F // BEDFORD, N.H. // BEDFORD

2023-24 GAME-BY-GAME STATISTICS



2023-24 Bucknell Women's Basketball
Individual Game-by-Game
All games

Page 5/12
as of Nov 03, 2024

#10 KING, Isabella

Opponent	Date	GS	MIN	Total		3-Pointers		Free throws		Rebounds				PF	A	TO	BLK	STL	PTS	AVG	
				FG-FGA	PCT	3FG-3FGA	PCT	FT-FTA	PCT	OFF	DEF	TOT	AVG								
at Penn St.	11/07/2023	*	27:59	4-9	.444	2-7	.286	4-4	1.000	0	1	1	1.0	1	2	0	1	2	14	14.0	
at Temple	11/11/2023	*	29:20	2-7	.286	0-2	.000	2-2	1.000	0	2	2	1.5	1	1	0	0	1	6	10.0	
FDU	11/15/2023	*	35:35	3-8	.375	2-6	.333	2-2	1.000	0	4	4	2.3	1	1	0	1	1	10	10.0	
at Louisville	11/19/2023	*	26:16	6-8	.750	3-5	.600	0-0	.000	0	2	2	2.3	2	0	4	0	0	15	11.3	
at Western Ky.	11/21/2023	*	31:14	0-7	.000	0-2	.000	6-6	1.000	3	4	7	3.2	1	3	2	1	0	6	10.2	
Robert Morris	11/24/2023	*	29:56	2-3	.667	0-0	.000	3-4	.750	2	3	5	3.5	1	0	2	0	2	7	9.7	
Saint Joseph's	11/28/2023	*	31:00	1-5	.200	0-3	.000	0-0	.000	1	3	4	3.6	3	1	5	1	1	2	8.6	
Cornell	12/02/2023	*	32:48	3-8	.375	2-6	.333	0-0	.000	0	4	4	3.6	3	2	1	0	0	8	8.5	
at Mount St. Mary's	12/05/2023	*	21:36	3-4	.750	2-3	.667	0-0	.000	0	2	2	3.4	2	0	3	0	0	8	8.4	
Merrimack	12/17/2023	*	30:11	1-7	.143	1-6	.167	7-8	.875	2	2	4	3.5	2	3	3	1	2	10	8.6	
at Marquette	12/21/2023	*	27:18	0-4	.000	0-3	.000	0-2	.000	0	4	4	3.5	0	1	0	0	0	0	7.8	
at Holy Cross	01/03/2024	*	37:49	1-7	.143	1-5	.200	1-2	.500	1	4	5	3.7	2	5	3	0	1	4	7.5	
at American	01/06/2024	*	24:35	1-2	.500	1-1	1.000	2-3	.667	0	3	3	3.6	0	1	0	0	2	5	7.3	
Lehigh	01/10/2024	*	32:01	1-3	.333	0-2	.000	0-0	.000	0	2	2	3.5	4	1	1	0	0	2	6.9	
at Colgate	01/13/2024	*	21:45	1-4	.250	0-2	.000	2-2	1.000	0	1	1	3.3	2	0	0	0	0	4	6.7	
Boston U.	01/17/2024		09:39	0-3	.000	0-2	.000	0-0	.000	1	1	2	3.3	2	0	0	0	0	0	6.3	
Lafayette	01/20/2024		16:58	3-6	.500	3-5	.600	0-0	.000	0	1	1	3.1	2	1	2	0	0	9	6.5	
at Navy	01/24/2024		32:52	4-7	.571	2-4	.500	1-1	1.000	1	0	1	3.0	2	1	2	3	2	11	6.7	
Army West Point	01/27/2024		30:46	6-8	.750	2-4	.500	0-1	.000	0	5	5	3.1	0	4	2	0	0	14	7.1	
at Loyola Maryland	01/31/2024	*	30:06	0-8	.000	0-5	.000	0-0	.000	2	2	4	3.2	1	0	1	1	1	0	6.8	
American	02/04/2024		21:35	1-3	.333	1-3	.333	0-0	.000	1	3	4	3.2	1	0	1	0	2	3	6.6	
at Boston U.	02/10/2024		16:25	3-5	.600	2-4	.500	2-2	1.000	0	0	0	3.0	2	0	1	0	1	10	6.7	
at Lehigh	02/14/2024	*	22:53	1-6	.167	0-3	.000	0-0	.000	0	4	4	3.1	2	0	0	0	1	2	6.5	
Colgate	02/17/2024		13:30	0-2	.000	0-2	.000	0-0	.000	0	1	1	3.0	0	0	1	0	0	0	6.3	
Holy Cross	02/21/2024		17:30	1-3	.333	1-3	.333	0-0	.000	0	1	1	2.9	1	1	0	0	0	3	6.1	
at Army West Point	02/24/2024		33:26	2-3	.667	1-2	.500	2-2	1.000	0	2	2	2.9	0	2	2	0	0	7	6.2	
Loyola Maryland	02/28/2024		17:03	2-3	.667	1-2	.500	0-0	.000	1	0	1	2.8	2	1	0	0	2	5	6.1	
at Lafayette	03/02/2024		17:45	0-2	.000	0-2	.000	0-0	.000	0	4	4	2.9	1	0	0	0	1	0	5.9	
Navy	03/06/2024		28:42	1-5	.200	0-2	.000	0-0	.000	0	0	0	2.8	2	2	1	0	0	2	5.8	
American	03/09/2024		18:35	3-5	.600	1-3	.333	2-4	.500	0	3	3	2.8	2	0	0	0	0	9	5.9	
at Holy Cross	03/11/2024		22:36	2-5	.400	0-3	.000	2-2	1.000	1	3	4	2.8	2	0	1	0	0	6	5.9	
Totals			15	789:46	58-160	.363	28-102	.275	38-47	.809	16	71	87	2.8	47	33	38	9	22	182	5.9

Player Averages

Games Played	Minutes/ game	Points/ game	FG Pct	3FG Pct	FT Pct	Rebounds/ game	Assists/ game	Turnovers/ game	Assist/Turnover ratio	Steals/ game	Blocks/ game
31	25.5	5.9	36.3	27.5	80.9	2.8	1.1	1.2	0.9	0.7	0.3

2023-24 SEASON HIGHS

Points	15 at Louisville (11/19/23)
Rebounds	7 at WKU (11/21/23)
FG Made	6 2x (last vs. Army (1/27/24))
FG Attempted	9 at Penn State (11/7/23)
3FG Made	3 2x (last vs. Lafayette (1/20/24))
3FG Attempted	7 at Penn State (11/7/23)
FT Made	7 vs. Merrimack (12/17/23)
FT Attempted	8 vs. Merrimack (12/17/23)
Assists	5 at Holy Cross (1/3/24)
Blocks	3 at Navy (1/24/24)
Steals	2 7x (last vs. Loyola (2/28/24))
Minutes	37 at Holy Cross (1/3/24)

CAREER HIGHS

Points	19 3x (last at Army (2/4/23))
Rebounds	9 at Colgate (2/11/23)
FG Made	7 2x (last vs. Loyola (1/28/23))
FG Attempted	11 2x (last vs. Stony Brook (12/3/22))
3FG Made	5 3x (last vs. Lehigh (3/7/22))
3FG Attempted	9 vs. Lehigh (3/7/22)
FT Made	7 2x (last vs. Merrimack (12/17/23))
FT Attempted	9 at Army (2/4/23)
Assists	5 at Holy Cross (1/3/24)
Blocks	3 at Navy (1/24/24)
Steals	3 at Cornell (11/19/22)
Minutes	39 at Fordham (3/18/22)

YEAR-BY-YEAR STATISTICS

Year	GP	GS	Min	Avg	FG	FGA	Pct	3FG	3FGA	Pct	FT	FTA	Pct	Reb	Avg	PF	FO	Ast	TO	Blk	Stl	Pts	Avg
2021-22	26	9	464	17.8	44	92	.478	34	71	.479	6	6	1.000	60	2.3	24	0	10	9	0	11	128	4.9
2022-23	30	26	816	27.2	79	189	.418	38	110	.345	23	29	.793	89	3.0	42	0	34	32	4	19	219	7.3
2023-24	31	15	789	25.5	58	160	.363	28	102	.275	38	47	.809	87	2.8	47	0	33	38	9	22	182	5.9
Total	87	50	2070	23.8	181	441	.411	100	283	.357	67	82	.817	236	2.7	111	0	77	79	13	52	529	6.0



12 ASHLEY SOFILKANICH

SOPHOMORE // 6-3 // F // SOUTH AMBOY, N.J. // SAINT JOHN VIANNEY

2023-24 GAME-BY-GAME STATISTICS



2023-24 Bucknell Women's Basketball
Individual Game-by-Game
All games

Page 7/12
as of Nov 03, 2024

#12 SOFILKANICH, Ashley

Opponent	Date	GS	MIN	Total		3-Pointers		Free throws		Rebounds			PF	A	TO	BLK	STL	PTS	AVG	
				FG-FGA	PCT	3FG-3FGA	PCT	FT-FTA	PCT	OFF	DEF	TOT								AVG
at Penn St.	11/07/2023		13:19	3-7	.429	0-0	.000	2-4	.500	1	1	2	2.0	2	1	2	0	1	8	8.0
at Temple	11/11/2023		18:14	2-6	.333	0-0	.000	2-5	.400	2	1	3	2.5	4	1	2	0	6	7.0	
FDU	11/15/2023		22:59	2-4	.500	0-0	.000	2-4	.500	2	3	5	3.3	3	1	2	2	0	6	6.7
at Louisville	11/19/2023	*	21:53	0-5	.000	0-0	.000	0-0	.000	0	2	2	3.0	2	1	2	0	1	0	5.0
at Western Ky.	11/21/2023	*	28:53	6-8	.750	0-0	.000	3-3	1.000	1	8	9	4.2	3	0	4	2	2	15	7.0
Robert Morris	11/24/2023	*	30:52	5-11	.455	0-0	.000	5-8	.625	1	4	5	4.3	3	0	4	1	3	15	8.3
Saint Joseph's	11/28/2023	*	27:25	8-11	.727	0-0	.000	2-4	.500	3	2	5	4.4	2	1	1	2	1	18	9.7
Cornell	12/02/2023	*	31:03	8-15	.533	0-0	.000	6-8	.750	7	2	9	5.0	2	1	2	4	1	22	11.3
at Mount St. Mary's	12/05/2023	*	28:30	4-12	.333	0-1	.000	7-10	.700	1	4	5	5.0	4	0	3	2	1	15	11.7
Merrimack	12/17/2023	*	33:49	2-10	.200	0-0	.000	3-4	.750	3	3	6	5.1	2	1	0	2	3	7	11.2
at Marquette	12/21/2023	*	34:06	5-15	.333	0-0	.000	2-4	.500	1	2	3	4.9	3	0	4	3	1	12	11.3
at Holy Cross	01/03/2024	*	09:46	0-4	.000	0-0	.000	1-2	.500	0	0	0	4.5	2	1	1	0	0	1	10.4
at American	01/06/2024	*	32:48	2-7	.286	0-0	.000	3-4	.750	2	3	5	4.5	3	0	1	0	0	7	10.2
Lehigh	01/10/2024	*	16:59	4-13	.308	0-0	.000	5-5	1.000	7	3	10	4.9	3	0	0	2	0	13	10.4
at Colgate	01/13/2024	*	24:53	4-7	.571	0-0	.000	6-8	.750	1	1	2	4.7	3	2	4	1	1	14	10.6
Boston U.	01/17/2024	*	30:22	2-8	.250	1-2	.500	2-4	.500	2	8	10	5.1	4	4	3	5	0	7	10.4
Lafayette	01/20/2024	*	31:21	6-9	.667	0-0	.000	1-1	1.000	2	5	7	5.2	1	3	3	1	1	13	10.5
at Navy	01/24/2024	*	36:48	8-19	.421	0-0	.000	5-6	.833	2	4	6	5.2	3	0	1	2	1	21	11.1
Army West Point	01/27/2024	*	27:46	9-15	.600	0-0	.000	2-5	.400	2	5	7	5.3	4	3	2	8	0	20	11.6
at Loyola Maryland	01/31/2024	*	30:09	9-12	.750	0-0	.000	1-4	.250	4	8	12	5.7	2	1	2	3	2	19	12.0
American	02/04/2024	*	31:21	2-8	.250	0-0	.000	3-4	.750	6	7	13	6.0	4	1	3	2	2	7	11.7
at Boston U.	02/10/2024	*	34:58	9-14	.643	0-0	.000	3-3	1.000	1	1	2	5.8	2	2	1	1	1	21	12.1
at Lehigh	02/14/2024	*	36:29	8-16	.500	0-0	.000	6-11	.545	3	12	15	6.2	1	2	4	2	1	22	12.6
Colgate	02/17/2024	*	38:22	7-14	.500	0-0	.000	3-5	.600	3	2	5	6.2	1	1	2	2	3	17	12.8
Holy Cross	02/21/2024	*	38:22	2-9	.222	0-0	.000	10-10	1.000	2	13	15	6.5	4	1	2	3	0	14	12.8
at Army West Point	02/24/2024	*	28:53	4-11	.364	0-0	.000	2-2	1.000	1	3	4	6.4	4	1	1	2	1	10	12.7
Loyola Maryland	02/28/2024	*	27:34	2-4	.500	0-0	.000	2-2	1.000	1	3	4	6.3	3	0	1	2	0	6	12.4
at Lafayette	03/02/2024	*	34:39	5-9	.556	0-0	.000	3-7	.429	1	3	4	6.3	2	4	3	1	0	13	12.5
Navy	03/06/2024	*	26:58	3-10	.300	0-0	.000	3-5	.600	3	5	8	6.3	5	2	2	1	1	9	12.3
American	03/09/2024	*	34:55	5-11	.455	0-0	.000	3-4	.750	1	6	7	6.3	2	0	0	1	2	13	12.4
at Holy Cross	03/11/2024	*	35:25	6-11	.545	0-1	.000	5-6	.833	2	4	6	6.3	2	2	3	1	1	17	12.5
Totals			28 899:52	142-315	.451	1-4	.250	103-152	.678	68	128	196	6.3	85	37	65	60	31	388	12.5

Player Averages

Games Played	Minutes/game	Points/game	FG Pct	3FG Pct	FT Pct	Rebounds/game	Assists/game	Turnovers/game	Assist/Turnover ratio	Steals/game	Blocks/game
31	29.0	12.5	45.1	25.0	67.8	6.3	1.2	2.1	0.6	1.0	1.9

2023-24 SEASON HIGHS

Points	22 2x (last at Lehigh (2/14/24))
Rebounds	15 2x (last vs. Holy Cross (2/21/24))
FG Made	9 3x (last at Boston U. (2/10/24))
FG Attempted	19 at Navy (1/24/24)
3FG Made	1 vs. Boston U. (1/17/24)
3FG Attempted	2 vs. Boston U. (1/17/24)
FT Made	10 vs. Holy Cross (2/21/24)
FT Attempted	11 at Lehigh (2/14/24)
Assists	4 2x (last at Lafayette (3/2/24))
Blocks	8 vs. Army (1/27/24)
Steals	3 3x (last vs. Colgate (2/17/24))
Minutes	38 2x (last vs. Holy Cross (2/21/24))

CAREER HIGHS

Points	22 2x (last at Lehigh (2/14/24))
Rebounds	15 2x (last vs. Holy Cross (2/21/24))
FG Made	9 3x (last at Boston U. (2/10/24))
FG Attempted	19 at Navy (1/24/24)
3FG Made	1 vs. Boston U. (1/17/24)
3FG Attempted	2 vs. Boston U. (1/17/24)
FT Made	10 vs. Holy Cross (2/21/24)
FT Attempted	11 at Lehigh (2/14/24)
Assists	4 2x (last at Lafayette (3/2/24))
Blocks	8 vs. Army (1/27/24)
Steals	3 3x (last vs. Colgate (2/17/24))
Minutes	38 2x (last vs. Holy Cross (2/21/24))

YEAR-BY-YEAR STATISTICS

Year	GP	GS	Min	Avg	FG	FGA	Pct	3FG	3FGA	Pct	FT	FTA	Pct	Reb	Avg	PF	FO	Ast	TO	Blk	Stl	Pts	Avg
2023-24	31	28	899	29.0	142	315	.451	1	4	.250	103	152	.678	196	6.3	85	1	37	65	60	31	388	12.5
2024-25																							
Total	31	28	899	29.0	142	315	.451	1	4	.250	103	152	.678	196	6.3	85	1	37	65	60	31	388	12.5

FRESHMAN // 5-9 // G // SPRING LAKE, N.J. // MANASQUAN

- Lettered four times in basketball...First Team All-Group State (2024)...Third Team All-Group II (2024)...First Team All-Shore Conference...First Team All Division (B-Coastal)...First Team All Shore Conference...1000 point scorer...Team won the state championship in 2022 and 2024...

Points

Rebounds

FG Made

FG Attempted

3FG Made

3FG Attempted

FT Made**FT Attempted**

Assists

Blocks

Steals

Minutes

CAREER HIGHS

Points

Rebounds

FG Made

FG Attempted

3FG Made

3FG Attempted

FT Made

FT Attempted

Assists

Blocks

Steals

Minutes

YEAR-BY-YEAR STATISTICS

[illegible]

FRESHMAN // 6-0 // G/F // LANGHORNE, PA. // NESHAMINY

- Lettered in basketball (4x)...4x First Team All-SOL...First Team All-State (2023-24) Third Team All State (2022-23)...McDonald's All American Nominee...Broke the women's scoring record...Broke the women's single scoring game record...Team captain...Won the SOL league championship...Won the SOL...

Points

Rebounds

FG Made**FG Attempted****3FG Made**

3FG Attempted

FT Made**FT Attempted**

Assists

Blocks

Steals

Minutes

CAREER HIGHS

Points

Rebounds

FG Made**FG Attempted****3FG Made**

3FG Attempted

FT Made**FT Attempted**

Assists

Blocks

Steals

Minutes

YEAR-BY-YEAR STATISTICS

[illegible]



#21 ANNA KUNZWILER

SOPHOMORE // 5-9 // G // LEESBURG, VA. // PAUL VI CATHOLIC (STETSON)

2024-25 GAME-BY-GAME STATISTICS

2023-24 (FRESHMAN)

- Averaged 3.4 ppg

HIGH SCHOOL

- Lettered in basketball (3x)...Served as team captain during her senior year...High school team was three-year state champions and runner up at Geico Nationals in 2021

2024-25 SEASON HIGHS

Points

Rebounds

FG Made**FG Attempted**

3FG Made

3FG Attempted

FT Made

FT Attempted

Assists

Blocks

Steals

Minutes

CAREER HIGHS

Points

Rebounds

FG Made

FG Attempted

3FG Made

3FG Attempted

FT Made

FT Attempted

Assists

Blocks

Steals

Minutes

YEAR-BY-YEAR STATISTICS

[illegible]



#22 SOPHIA SABINO

R-JUNIOR// 5-9 // G // RUMSON, N.J. // RED BANK CATHOLIC (FORDHAM)

2023-24 GAME-BY-GAME STATISTICS



2023-24 Bucknell Women's Basketball
Individual Game-by-Game
All games

Page 10/12
as of Nov 03, 2024

- 2023-24 (SOPHOMORE)
- Hit a three-pointer against Penn State in her Bucknell debut.
- HIGH SCHOOL
- Earned four varsity letters at Red Bank Catholic as a four-year starter.
 - As a freshman, helped the Caseys to a division championship and a Hoop Group title, earning All-Freshman team accolades in the process.
 - Broke her school's single-season assists record as a sophomore.
 - Two Rivers Times Second Team and All-Shore Sports Network Third Team honors.
 - At the division level, was a First Team selection and a Second Team member in the All-Shore Hoop Group.
 - Second Team in both division and Hoop Group as a junior after averaging over six assists and three steals, also being named All-Shore honorable mention, plus Second Team honors with the Times and All-Shore Sports Network.
 - Team captain as a senior... Second Team again for the Times and Hoop Group but First Team All-Zone, as well.
 - Third Team All Shore Sports Network and Asbury Press.

#22 SABINO, Sophia

Opponent	Date	GS	MIN	Total		3-Pointers		Free throws		Rebounds				PF	A	TO	BLK	STL	PTS	
				FG-FGA	PCT	3FG-3FGA	PCT	FT-FTA	PCT	OFF	DEF	TOT	AVG						AVG	
at Penn St.	11/07/2023		02:11	1-1	1.000	1-1	1.000	0-0	.000	0	0	0	0.0	0	0	0	0	3	3.0	
at Temple	11/11/2023		02:16	0-0	.000	0-0	.000	1-2	.500	0	0	0	0.0	0	0	0	0	1	2.0	
FDU	11/15/2023		01:37	0-0	.000	0-0	.000	0-0	.000	0	0	0	0.0	0	0	1	0	0	1.3	
at Louisville	11/19/2023		04:34	0-0	.000	0-0	.000	0-0	.000	0	1	1	0.3	0	0	0	0	0	1.0	
at Western Ky.	11/21/2023		16:45	2-2	1.000	0-0	.000	0-0	.000	0	1	1	0.4	1	1	5	0	4	1.6	
Robert Morris	11/24/2023	*	23:27	2-4	.500	2-2	1.000	1-2	.500	0	3	3	0.8	4	2	7	0	1	7.25	
Saint Joseph's	11/28/2023	*	09:19	0-1	.000	0-1	.000	1-2	.500	0	1	1	0.9	0	2	1	0	0	1.23	
Cornell	12/02/2023		01:31	0-0	.000	0-0	.000	0-0	.000	0	1	1	0.9	0	0	1	0	0	2.0	
at Loyola Maryland	01/31/2024		07:04	0-1	.000	0-1	.000	0-0	.000	0	0	0	0.8	1	0	1	0	1	0.8	
American	02/04/2024		09:30	0-2	.000	0-2	.000	3-4	.750	0	1	1	0.8	0	1	2	0	1	3	1.9
at Boston U.	02/10/2024		04:21	1-1	1.000	1-1	1.000	0-0	.000	0	1	1	0.8	1	0	0	0	0	3	2.0
at Lehigh	02/14/2024		08:11	1-2	.500	1-2	.500	0-0	.000	0	2	2	0.9	0	0	0	0	0	3	2.1
Colgate	02/17/2024		04:22	0-0	.000	0-0	.000	0-0	.000	0	0	0	0.8	0	0	0	0	0	0	1.9
Holy Cross	02/21/2024		08:27	0-2	.000	0-1	.000	0-0	.000	0	0	0	0.8	0	2	1	1	0	0	1.8
at Army West Point	02/24/2024		19:24	1-3	.333	0-1	.000	0-0	.000	0	1	1	0.8	0	3	1	0	0	2	1.8
Loyola Maryland	02/28/2024		06:42	0-0	.000	0-0	.000	1-2	.500	0	1	1	0.8	1	2	0	0	0	1	1.8
at Lafayette	03/02/2024		03:03	0-1	.000	0-0	.000	0-0	.000	0	0	0	0.8	0	0	0	0	0	0	1.6
American	03/09/2024		03:25	1-2	.500	0-1	.000	0-0	.000	0	0	0	0.7	0	0	0	0	0	2	1.7
at Holy Cross	03/11/2024		02:08	1-1	1.000	1-1	1.000	0-0	.000	0	0	0	0.7	0	0	0	0	0	3	1.7
Totals		2	138:17	10-23	.435	6-14	.429	7-12	.583	0	13	13	0.7	8	13	20	1	3	33	1.7

Player Averages

Games Played	Minutes/ game	Points/ game	FG Pct	3FG Pct	FT Pct	Rebounds/ game	Assists/ game	Turnovers/ game	Assist/Turnover ratio	Steals/ game	Blocks/ game
19	7.3	1.7	43.5	42.9	58.3	0.7	0.7	1.1	0.7	0.2	0.1

2023-24 SEASON HIGHS

Points	7 vs. Robert Morris (11/24/23)
Rebounds	3 vs. Robert Morris (11/24/23)
FG Made	2 2x (last vs. RMU (11/24/23)
FG Attempted	4 vs. Robert Morris (11/24/23)
3FG Made	2 vs. Robert Morris (11/24/23)
3FG Attempted	2 3x (last at Lehigh (2/14/24)
FT Made	3 vs. American (2/4/24)
FT Attempted	4 vs. American (2/4/24)
Assists	3 at Army (2/24/24)
Blocks	1 vs. Holy Cross (2/21/24)
Steals	1 3x (last vs. American (2/4/24)
Minutes	24 vs. Robert Morris (11/24/23)

CAREER HIGHS (BUCKNELL)

Points	7 vs. RMU (11/24/23)
Rebounds	3 vs. Robert Morris (11/24/23)
FG Made	2 2x (last vs. RMU (11/24/23)
FG Attempted	4 vs. Robert Morris (11/24/23)
3FG Made	2 vs. Robert Morris (11/24/23)
3FG Attempted	2 3x (last at Lehigh (2/14/24)
FT Made	3 vs. American (2/4/24)
FT Attempted	4 vs. American (2/4/24)
Assists	3 at Army (2/24/24)
Blocks	1 vs. Holy Cross (2/21/24)
Steals	1 3x (last vs. American (2/4/24)
Minutes	24 vs. Robert Morris (11/24/23)

YEAR-BY-YEAR STATISTICS

Year	GP	GS	Min	Avg	FG	FGA	Pct	3FG	3FGA	Pct	FT	FTA	Pct	Reb	Avg	PF	FO	Ast	TO	Blk	Stl	Pts	Avg
2023-24	19	2	138	7.3	10	23	.435	6	14	.429	7	12	.583	13	0.7	8	0	13	20	1	3	33	1.7
Total	19	2	138	7.3	10	23	.435	6	14	.429	7	12	.583	13	0.7	8	0	13	20	1	3	33	1.7

2024-25 GAME-BY-GAME STATISTICS

• Lettered in basketball...Helped the Eagles win back-to-back state titles (2021-22/2022-23)...Received All-State honors in consecutive seasons...Tabbed to the Carolinas Athletic Association All-Conference team in two straight campaigns...Earned All-Conference Player of the Year accolades and was the North GA All-Star Classic three-point champion...Received the best forward award in Turkey (2018-19)...Finish 25-7 overall while ranking No. 12 in Atlanta her senior season... In 61 games, averaged 12.4 points, 3.8 rebounds, 1.5 assists, and 1.0 steal per game... Led the team with 13.7 points per contest while carding 3.0 rebounds, 1.6 assists, and just under a steal per game her senior year

Points

Rebounds

FG Made

FG Attempted

3FG Made

3FG Attempted

FT Made**FT Attempted**

Assists

Blocks

Steals

Minutes

CAREER HIGHS

Points

Rebounds

FG Made

FG Attempted

3FG Made

3FG Attempted

FT Made

FT Attempted

Assists

Blocks

Steals

Minutes

YEAR-BY-YEAR STATISTICS

[illegible]

FRESHMAN // 6-2 // F/G // BURLINGAME, CALIF. // ARCHBISHOP MITTY

2024-25 (FRESHMAN)

- Lettered five times and was a five-year team captain
- two-time Gatorade Player of the Year
- three-time First Team All-State and two-time Second Team All-State
- five-time All-Conference selection and three-time Conference Player of the Year
- eclipsed 1,000 career points by sophomore season
- also lettered four years in volleyball

Points
Rebounds
FG Made
FG Attempted
3FG Made
3FG Attempted
FT Made
FT Attempted
Assists
Blocks
Steals
Minutes

Points
Rebounds
FG Made
FG Attempted
3FG Made
3FG Attempted
FT Made
FT Attempted
Assists
Blocks
Steals
Minutes

[illegible]

GAME 1 -- PENN STATE 95, BUCKNELL 61

GAME 2 -- TEMPLE 77, BUCKNELL 53



Official Basketball Box Score - Final
Bucknell at Penn St.
1/17/2020 Bryce Jordan Center, State College
2:00 PM Women's Basketball

Game Time 8:28 PM
Game Duration: 1:51
Attendance: 1,077



Official Basketball Box Score - Final
Bucknell at Temple
1/17/2020 The University Center, Philadelphia
7:00 PM Women's Basketball

Game Time 7:28 PM
Game Duration: 1:51
Attendance: 1,191

Bucknell - 61

Records: 9-4

NO.	Name	Min	FG	3P	FT	Rebounds	Fouls	TP	AS	TO	ST	Blocks	+/
			M-A	M-A	M-A	OR DR TOT	FF					BS BA	
0	Emma Theodorsson	F 25:45	2-7	0-1	0-0	2 0 2	2 0	4	2	1	0	0	-21
10	Isabella King	F 27:59	4-9	2-7	4-4	0 1 1	1 3	14	2	0	2	1	-25
13	Grace Sullivan	F 23:17	1-6	0-0	3-4	1 2 3	1 3	5	1	2	2	1	-15
1	Ashley O'Connor	G 26:39	1-3	1-2	0-0	0 2 2	1 1	3	2	5	0	0	-35
4	Caroline Dinger	G 36:49	3-7	0-2	0-2	0 7 7	2 3	6	2	8	2	0	-34
12	Ashley Softikarich	13:19	3-7	0-0	2-4	1 1 2	2 3	8	1	2	1	0	-16
13	Julie Kulesza	13:05	1-1	1-1	1-2	0 0 0	3 1	4	0	1	1	0	-16
20	Kaylee Reinbeau	14:15	0-3	0-2	1-2	0 2 2	1 2	1	0	0	2	0	-22
31	Nicole Davis	03:24	0-0	0-0	0-0	0 0 0	0 0	0	0	1	0	0	-12
2	Rosie Scognamiglio	13:17	1-4	1-3	0-0	0 0 0	0 0	3	1	1	0	0	-15
22	Sophia Sabino	02:11	1-1	1-1	0-0	0 0 0	0 0	3	0	0	0	0	-4
Team						3 3 6			0	5			
Totals			17-48	6-19	11-18	7 18 25	13 16	51	11	26	10	2 6	-43

Technical Fouls: NONE

Shooting By Period												
1 st	2 nd	3 rd	4 th	OT	FG%	3P%	FT%	GM FG%	3P%	FT%	Dead Ball	Rebounds: 2, 1
1 st	FG%	6-10	50.0%									
3PT%	3-6	50.0%										
FT%	2-2	100%										
2 nd	FG%	5-14	35.7%									
3PT%	1-2	50.0%										
FT%	3-4	75%										
3 rd	FG%	5-14	35.7%									
3PT%	1-6	16.7%										
FT%	2-4	50%										
4 th	FG%	1-10	10.0%									
3PT%	1-6	16.7%										
FT%	4-6	66.7%										
GM FG%	17-48	35.4%										
3PT%	6-19	31.6%										
FT%	11-18	61.1%										

Dead Ball Rebounds: 2, 1

Penn St. - 95

Records: 1-0

NO.	Name	Min	FG M-A	3P M-A	FT M-A	Rebounds OR DR TOT	Fouls PF FO	TP	AS	TO	ST	Blocks BS BA	+/	
1	All Brigham	C 16:36	2-3	0-0	3-4	1 2 3	1 2	7	2	1	1	1	0	28
2	Taylor Vackaday	G 19:21	5-7	0-0	2-4	1 1 2	2 2	12	2	1	1	0	0	25
4	Shay Clezli	G 26:40	6-13	4-9	2-2	0 4 4	3 1	18	4	3	3	0	0	31
5	Leland Kapinus	G 22:51	2-4	0-1	0-0	2 7 9	2 1	4	3	3	2	0	0	15
20	Makenna Marisa	G 23:37	6-12	2-4	0-0	0 2 2	2 1	14	4	3	2	0	1	32
10	Chanaya Pinto	19:22	1-2	0-0	0-0	0 2 2	2 1	2	1	2	1	0	0	27
14	Kylie Lavelle	18:51	5-5	3-3	0-0	1 4 5	1 1	13	0	2	1	1	0	12
22	All Campbell	00:57	1-1	1-1	0-0	0 0 0	0 0	3	1	0	1	0	0	5
12	Jayla Coton	18:36	5-5	0-0	0-1	1 3 4	0 1	10	0	1	0	0	0	19
3	Moriah Murray	19:39	2-6	2-6	4-4	2 1 3	0 2	10	5	0	3	1	0	12
7	Grace Hall	13:30	0-1	0-1	1-2	0 0 3	3 1	1	0	2	0	2	0	9
Team						0 0 0		0	1					
Totals			35-59	12-25	12-17	8 29 37	16 13	94	22	19	15	6 2	43	

Technical Fouls: NONE

Shooting By Period												
1 st	2 nd	3 rd	4 th	OT	FG%	3P%	FT%	GM FG%	3P%	FT%	Dead Ball	Rebounds: 2, 0
1 st	FG%	9-18	50.0%									
3PT%	5-10	50.0%										
FT%	3-4	75%										
2 nd	FG%	10-14	71.4%									
3PT%	2-3	66.7%										
FT%	0-0	0%										
3 rd	FG%	9-16	56.3%									
3PT%	3-9	33.3%										
FT%	6-8	75%										
4 th	FG%	7-11	63.6%									
3PT%	2-3	66.7%										
FT%	3-5	60%										
GM FG%	35-59	59.3%										
3PT%	12-25	48.0%										
FT%	12-17	70.6%										

Dead Ball Rebounds: 2, 0

	BUC		PSU		Points from		BUC	PSU	Period by Period Scoring				
	1 st	2 nd	3 rd	4 th	1 st	2 nd	3 rd	4 th	1 st	2 nd	3 rd	4 th	TOT
Biggest lead	0 (1 st 10:03)	46 (4 th 1:01)			Turnovers		13	31					
Best Scoring Run	8 (1 st 2:10)	14 (4 th 7:45)			Points		22	44					
Lead Changes	0					Second Chance		5	5				
Time Tied	1					Fast Breaks		3	21				
Time with Lead	00:00	38:20				Bench		16	36				

GAME 3 -- BUCKNELL 49, FDU 44

GAME 4 -- LOUISVILLE 77, BUCKNELL 44



Official Basketball Box Score - Final
FDU at Bucknell
1/18/2020 Delta Pavilion, Lewisburg
2:00 PM Women's Basketball

Game Time 11:29 AM
Game Duration: 1:41
Attendance: 1,200



Official Basketball Box Score - Final
Bucknell at Louisville
1/18/2020 RFC Yum Center, Louisville, KY
2:00 PM Women's Basketball

Game Time 4:22 PM
Game Duration: 1:41
Attendance: 1,200

FDU - 44

Records: 9-9

NO.	Name	Min	FG M-A	3P M-A	FT M-A	Rebounds OR DR TOT	Fouls FF	TP	AS	TO	ST	Blocks BS BA	+/-	
20	Tenelela Brown	F 29:01	4-12	0-0	0-0	3 4 7	2 3	8	0	2	0	0	3	0
45	Lilly Parke	F 27:55	3-13	1-8	2-2	4 6 10	4 1	9	1	5	0	0	2	-4
11	Abby Conklin	G 40:00	4-8	4-6	2-2	1 1 2	1 1	14	3	0	2	0	0	-5
13	Abigail Babore	G 35:34	1-4	1-2	0-0	1 6 7	2 1	3	2	2	2	0	0	-4
14	Nickie Carter	G 17:31	1-7	0-5	0-0	0 1 1	1 0	2	1	1	0	0	1	2
0	Ciera Cavallos	25:05	1-7	0-3	2-2	0 3 3	2 1	4	0	1	0	0	1	-7
3	Bella Toomey	15:39	2-5	0-0	0-0	1 1 2	2 1	4	1	0	4	0	0	-5
33	Allie McGinn	02:39	0-0	0-0	0-0	0 0 0	0 0	0	0	0	1	0	0	-1
1	Staci Williams	02:44	0-1	0-0	0-0	1 0 1	0 0	0	0	1	0	0	0	-3
2	Wilma Sorensen	03:52	0-0	0-0	0-0	0 0 0	1 0	0	1	1	0	0	0	-2
Team						4 0 4		0	1					
Totals			16-57	6-24	6-6	15 22 37	15 9	44	9	14	9	0 8	-5	

Technical Fouls:NON

Technical Fouls: NONE

Shooting By Period												
1 st	2 nd	3 rd	4 th	OT	FG%	3P%	FT%	GM FG%	3P%	FT%	Dead Ball	Rebounds: 1, 0
1 st	FG%	5-17	29.4%									
3PT%	3-9	33.3%										
FT%	2-2	100%										
2 nd	FG%	3-12	25.0%									
3PT%	2-3	66.7%										
FT%	2-2	100%										
3 rd	FG%	4-13	30.8%									
3PT%	1-6	16.7%										
FT%	0-0	0%										
4 th	FG%	4-15	26.7%									
3PT%	0-6	0.0%										
FT%	2-2	100%										
GM FG%	16-57	28.1%										
3PT%	6-24	25.0%										
FT%	6-6	100.0%										

Dead Ball Rebounds: 1, 0

Bucknell - 49

Records: 1-8

NO.	Name	Min	FG M-A	3P M-A	FT M-A	Rebounds OR DR TOT	Fouls FF TP	AS	TO	ST	Blocks BS BA	+/		
0	Emma Theodorsson	F 29:53	3-13	1-6	2-2	0 7 7	1 1	9	2	0	0	1	0	7
10	Isabella King	F 35:35	3-8	2-6	2-2	0 4 4	1 2	10	1	0	1	1	0	5
13	Grace Sullivan	F 14:55	1-5	0-0	2-2	0 2 2	1 2	4	0	1	0	1	0	0
4	Caroline Dingler	G 30:43	3-9	1-1	1-2	0 0 0	1 1	2	3	0	1	0	1	0
11	Blake Matthews	G 32:46	2-5	0-2	2-2	0 2 2	2 4	6	1	8	3	2	0	7
1	Ashley O'Connor	L 13:05	1-2	1-1	0-0	1 1 1	0 0	3	1	1	0	0	0	-4
12	Ashley Soflikarich	L 22:59	2-4	0-0	2-4	2 3 5	3 3	6	1	2	0	2	0	5
20	Kaylee Reinbeau	L 10:07	1-3	1-1	0-0	1 0 1	0 0	3	0	0	0	0	0	-2
33	Julie Kulezsa	Q 04:25	0-0	0-0	0-0	0 0 0	0 0	0	1	0	0	0	0	0
22	Sophia Sabino	L 01:37	0-0	0-0	0-0	0 0 0	0 0	0	0	1	0	0	0	-2
31	Nicole Davis	L 02:06	0-0	0-0	0-0	0 0 0	0 0	0	0	0	0	0	0	4
Team						0 3 3		0	0	0				
Totals			16-43	6-17	11-14	3 25 28	9 15 48	9 14	4	8	0	5		

GAME 5 -- WKU 63, BUCKNELL 45

GAME 6 -- BUCKNELL 68, ROBERT MORRIS 54



Official Basketball Box Score - Final
Bucknell at Temple
1/11/13 The Spectrum Center, Philadelphia
Temple vs Bucknell

Game Time 7:00 PM
Game Duration: 1:28
Attendance: 1,191



Official Basketball Box Score - Final
Robert Morris at Bucknell
1/10/13 Olin Hall, Lewisburg
Bucknell vs Robert Morris

Game Time 12:00 PM
Game Duration: 1:58
Attendance: 735

Officials: Fawn Cooke-Gibbons, Harris-Jones, Tasha Gwin

Officials: Frank Gonzalez, Steve Elbert, Aaron Rife

Bucknell - 45		Records: 9-9												
NO.	Name	Min	FG	3P	FT	Rebounds	Fouls	TP	AS	TO	ST	Blocks	BA	+/
10	Isabella King	F 29:20	2-7	0-2	2-2	0 2 2	1 5	6	1	0	1	0	2	-19
13	Grace Sullivan	F 19:30	4-8	0-0	2-2	3 4 7	4 4	10	0	6	0	0	2	-11
20	Kaylee Reinbeau	F 14:32	0-1	0-1	0-0	1 3 4	2 0	0	1	2	1	0	0	-8
1	Ashley O'Connor	G 34:25	3-9	2-6	0-0	0 1 1	1 4	8	2	4	0	0	1	-24
4	Caroline Dingler	G 23:44	0-3	0-1	1-2	0 0 0	3 1	1	1	1	0	0	0	-13
0	Emma Theodorsson	25:28	2-9	1-3	7-8	1 1 2	0 5	12	1	4	0	0	0	-18
11	Blake Matthews	17:56	1-5	0-2	3-4	0 5 5	1 2	5	1	4	1	0	0	-12
12	Ashley Soltkanich	18:14	2-6	0-0	2-5	2 1 3	4 4	6	1	2	0	0	0	-16
33	Julie Kulesza	08:24	0-0	0-0	0-0	0 0 0	1 0	0	0	0	0	1	0	-6
2	Rosie Scognamiglio	03:55	1-1	0-0	2-2	0 0 1	1 2	1	4	0	0	0	0	-1
22	Sophia Sabino	02:16	0-0	0-0	1-2	0 0 0	0 1	1	0	0	0	0	0	-1
31	Nicole Davis	02:18	0-0	0-0	0-0	0 0 0	0 0	0	1	1	0	0	0	-3
Team						3 3 6		0	1					
Totals			15-49	3-15	20-27	10 21 31	19 27	53	9	24	4	2	5	-24

Technical Fouls: NONE

Shooting By Period	
1st FG%	3-14 21.4%
3PT%	0-3 0.0%
FT%	0-0 0%
2nd FG%	2-9 22.2%
3PT%	1-6 16.7%
FT%	6-9 66.7%
3rd FG%	3-14 21.4%
3PT%	1-2 50.0%
FT%	7-9 77.8%
4th FG%	7-12 58.3%
3PT%	1-4 25.0%
FT%	7-9 77.8%
GM FG%	15-49 30.6%
3PT%	3-15 20.0%
FT%	20-27 74.1%

Dead Ball Rebounds: 0

Temple - 77		Records: 2-4															
NO.	Name	Min	FG	3P	FT	Rebounds	Fouls	TP	AS	TO	ST	Blocks	BA	+/			
			M-A			OR	DR										
14	Ines Piper	F 21:52	6-9	1-3	0-0	4	2	6	2	2	13	1	2	0	3	0	19
21	Rayne Tucker	F 25:29	3-9	0-2	4-6	3	2	5	3	5	10	0	1	0	2	1	14
2	Aleah Nelson	G 26:39	5-12	1-1	1	1	2	3	1	1	12	1	1	1	0	0	24
12	Demi Washington	G 20:21	5-10	0-0	0	4	2	6	4	0	10	1	2	1	0	1	14
55	Tiarra East	G 29:20	4-10	0-1	2-5	1	4	5	3	4	10	1	4	6	0	0	15
8	Jaleesa Molina	13:50	0-3	0-3	1-2	2	4	6	5	1	1	5	1	0	0	0	8
22	Tantayonna Gary	04:57	1-2	0-1	0-0	1	1	2	2	0	1	0	0	1	0	0	6
11	Tristen Taylor	17:32	2-7	0-2	1-1	0	1	1	2	1	5	0	1	1	0	0	9
25	Denise Solis	14:26	1-1	0-0	0-2	1	2	3	3	0	2	0	1	0	0	0	9
1	Kendall Currence	16:13	3-5	1-1	3-4	1	6	7	1	4	10	2	0	0	0	0	8
3	Makayla Waleed	05:39	1-1	0-0	0-2	0	0	0	2	1	2	0	0	1	0	0	-1
15	Channing Williams	03:32	0-1	0-0	0-0	0	0	0	1	0	0	0	0	0	0	0	-1
Team						3	1	4			0						
Totals			31-70	3-18	12-21	22	26	48	27	19	77	7	18	11	5	2	24

Technical Fouls: NONE

Shooting By Period	
1st FG%	6-20 30.0%
3PT%	0-5 0.0%
FT%	3-6 50%
2nd FG%	12-21 57.1%
3PT%	2-4 50.0%
FT%	0-0 0%
3rd FG%	7-13 53.8%
3PT%	0-5 0.0%
FT%	3-4 75%
4th FG%	6-16 37.5%
3PT%	1-4 25.0%
FT%	6-11 54.5%
GM FG%	31-70 44.3%
3PT%	3-18 16.7%
FT%	12-21 57.1%

Dead Ball Rebounds: 0

BUCK		TEM	
Biggest lead	0 (1st 10:00)	33 (4th 8:40)	
Best Shooting Run	3 (2nd 6:22)	11 (2nd 6:21)	
Lead Changes	0		
Times Tied	0		
Time with Lead	00:00	37:28	

Robert Morris - 54		Records: 2-4												
NO.	Name	Min	FG	3P	FT	Rebounds	Fouls	TP	AS	TO	ST	Blocks	BA	+/
4	Danielle Vuletic	C 17:24	0-2	0-0	0 4 4	4 0	0	0	1	0	1	0	0	-1
3	Louella Alfano	G 26:25	0-1	0-1	0-0	2 2 2	2 0	0	0	2	1	0	0	-10
7	Naomi Barnwell	G 14:48	3-5	0-0	1-2	2 2 4	5 1	7	0	6	2	4	0	5
8	Alejandra Mastral	G 31:13	5-14	0-1	1-3	0 3 3	3 2	11	3	4	5	0	0	-21
35	Simone Morris	G 17:32	6-12	1-3	0-0	2 0 2	4 1	13	1	0	2	0	1	0
14	Rebecca Dwomoh	19:42	1-2	0-0	1-2	0 3 3	1 6	3	1	1	1	1	0	-4
0	Madison O'Dell	19:55	6-13	1-5	0-0	0 0 0	2 0	13	0	1	0	0	0	-9
11	Micha O'Dell	18:29	2-6	0-1	1-2	1 2 3	1 2	5	0	2	0	1	0	-10
12	Paris Kirk	13:59	0-2	0-1	0-0	2 5 7	4 0	0	0	3	0	0	0	-11
15	Natalie Johnson	13:26	1-2	0-0	0-0	0 1 1	2 0	2	0	2	2	0	0	-3
1	Tuana Coskun	07:07	0-2	0-0	0-0	0 1 1	2 0	0	0	1	0	0	0	-6
Team						1 1 2		0	0					
Totals			24-61	2-14	4-9	8 24 32	27 14	54	5	23	15	7	1	-14

Technical Fouls: NONE

Dead Ball Rebounds: 0

Bucknell - 68		Records: 2-4												
NO.	Name	Min	FG	3P	FT	Rebounds	Fouls	TP	AS	TO	ST	Blocks	BA	+/
0	Emma Theodorsson	F 31:04	7-15	2-4	10-12	0 10 10	1 6	26	0	2	1	0	4	3
10	Isabella King	F 29:56	2-3	0-0	3-4	2 3 5	1 3	7	0	2	2	0	1	12
12	Ashley Soltkanich	F 30:52	5-11	0-0	5-8	1 4 5	3 7	15	0	4	3	1	1	13
4	Caroline Dingler	G 31:47	3-5	1-1	3-5	1 2 3	3 6	10	4	3	0	0	1	7
22	Sophia Sabino	G 23:27	2-4	2-2	1-2	0 3 3	4 3	7	2	7	1	0	0	5
20	Kaylee Reinbeau	08:56	0-3	0-3	0-0	0 0 0	1 2	0	0	0	0	0	0	11
1	Ashley O'Connor	17:50	0-1	0-1	0-0	0 1 1	1 0	0	1	2	1	0	0	15
31	Nicole Davis	09:08	1-1	0-0	1-2	0 1 1	0 1	3	1	1	0	0	0	1
11	Blake Matthews	06:56	0-1	0-1	0-0	0 0 0	0 0	0	0	0	0	2	0	1
2	Rosie Scognamiglio	06:34	0-1	0-1	0-0	0 3 3	0 0	0	0	0	0	0	0	4
33	Julie Kulesza	03:30	0-0	0-0	0-0	0 0 0	0 0	0	0	0	0	0	0	-2
Team						2 3 5		0	2					
Totals			20-45	5-13	23-33	6 30 36	14 27	68	8	23	10	1	7	14

Technical Fouls: NONE

Dead Ball Rebounds: 0

BUCK		TEM	
Biggest lead	4 (1st 8:00)	16 (4th 0:18)	
Best Shooting Run	7 (2nd 8:14)	10 (2nd 1:00)	
Lead Changes	6		
Times Tied	1		
Time with Lead	07:53	31:36	

GAME 7 -- ST. JOSEPH'S 71, BUCKNELL 46

GAME 8 -- CORNELL 58, BUCKNELL 53



Official Basketball Box Score - Final
Saint Joseph's at Bucknell
1/10/13 Olin Hall, Lewisburg
Bucknell vs Saint Joseph's

Game Time 7:00 PM
Game Duration: 1:28
Attendance: 527



Official Basketball Box Score - Final
Cornell at Bucknell
1/10/13 Olin Hall, Lewisburg
Bucknell vs Cornell

Game Time 7:00 PM
Game Duration: 1:44
Attendance: 735

Officials: Mark Rosh, Doug Right, Timothy Grove

Officials: Courtney Robbins, Deryl Hampton, Nathan Rife

Saint Joseph's - 71			Records: 9-9												
NO.	Name	Min	FG M-A	3P M-A	FT M-A	Rebounds OR DR TOT	Fouls PF FO	TP	AS	TO	ST	Blocks BS BA	+/		
0	Talya Brugler	F 24:47	11-15	0-1	1-1	2 2 4	1 3	23	3	2	0	2	23		
4	Laura Ziegler	F 22:21	4-11	1-4	3-4	4 7 11	1 2	12	2	1	0	0	28		
5	Julia Hystrom	F 18:08	2-2	2-2	0 0	3 3 6	6 1	1	0	0	0	0	28		
21	Mackenzie Smith	G 24:23	3-8	0-3	0-1	1 2 3	3 2	6	1	3	4	0	21		
22	Chloe Welch	G 27:17	2-5	1-2	2-2	0 0 0	0 2	7	0	1	2	0	30		
3	Emma Boslet	15:24	0-2	0-0	0-0	1 1 1	3 0	0	3	1	2	0	13		
15	Gabby Casey	11:03	1-2	0-1	1-2	0 1 1	1 1	3	1	1	2	0	10		
30	Paula Maurina	15:30	2-2	0-0	0-0	1 2 3	2 0	4	3	0	1	0	9		
2	Aleah Snead	10:54	2-6	0-1	1-3	1 1 2	0 2	5	0	0	1	0	-3		
24	Bridget Monaghan	10:49	0-1	0-0	1-2	1 0 1	1 1	0	0	2	0	1	-4		
11	Kaylee Griffin	06:28	1-1	0-0	0-0	0 1 1	1	0	2	0	0	0	-7		
33	Eminson Devenie	06:28	0-4	0-2	0-0	0 0 0	0 0	0	3	0	0	0	-7		
42	Lizzy Gruber	06:28	1-2	0-0	0-0	0 1 1	1 1	2	0	0	1	2	-7		
Team						0 1 1		0	1						
Totals			29-61	4-16	9-15	10 22 32	13 14	71	22	11	17	4	4		

GAME 17 -- BUCKNELL 65, LAFAYETTE 58



Official Basketball Box Score - Final
Lafayette at Bucknell
9:00PM Edgar, Portland, Maine
2022-23 Women's Basketball

Game Time 2:07 PM
Game Duration: 1:27
Attendance: 45



Official Basketball Box Score - Final
Bucknell at Navy
9:00PM Annapolis, Maryland
2022-23 Women's Basketball

Game Time 7:28 PM
Game Duration: 1:30
Attendance: 100

Lafayette - 58

Records: 6-11 (1-9)

NO.	Name	Min	FG	3P	FT	Rebounds	Fouls	TP	AS	TO	ST	Blocks	+/	
			M-A	M-A	M-A	OR DR TOT	PF	FF				BS BA		
14	Kayla Drummond	F 32:33	2-4	0-0	0-0	0 6 6	1	1	4	1	2	3	2	1
1	Ashby Antognoli	G 37:57	7-15	1-5	2-2	0 4 4	0	1	17	5	2	1	0	-11
4	Kylee Favours	G 23:08	1-4	0-0	0-0	1 1 1	0	2	2	1	1	0	0	4
23	Makayla Andrews	G 35:20	3-10	0-0	2-2	0 1 1	2	1	8	2	2	1	0	-5
32	Haley Smith	G 32:17	7-10	3-5	0-0	0 3 3	2	1	17	1	2	0	0	-6
12	Teresa Kiewiet	04:58	0-0	0-0	0-0	1 1 1	0	0	0	0	0	0	0	0
15	Kay Donahue	24:38	4-8	0-2	2-2	0 1 1	1	3	10	1	2	1	0	-9
22	Aniya Matthews	07:27	0-0	0-0	0-0	0 0 0	0	0	0	0	1	0	0	-4
10	Tasha Chudy	01:42	0-0	0-0	0-0	0 0 0	0	0	0	0	0	0	0	-1
Team						1 3 4	0	0	1					
Totals			24-51	4-12	6-6	1 20 21	6 7	58	11	10	9	3	2	-7

Technical Fouls: NONE

Shooting By Period		
1 st FG%	9-15	60.0%
3PT%	1-2	50.0%
FT%	0-0	0%
2 nd FG%	6-11	54.5%
3PT%	1-3	33.3%
FT%	2-2	100%
3 rd FG%	3-12	25.0%
3PT%	0-3	0%
FT%	2-2	100%
4 th FG%	7-13	53.8%
3PT%	2-4	50.0%
FT%	2-2	100%
GM FG%	24-51	47.1%
3PT%	4-12	33.3%
FT%	6-6	100.0%

Dead Ball Rebounds: 0

Bucknell - 65

Records: 8-43 (2-9)

NO.	Name	Min	FG	3P	FT	Rebounds	Fouls	TP	AS	TO	ST	Blocks	BS	BA
			M-A	M-A	M-A	OR DR TOT	PF							
0	Emma Theodorsson	F 33:09	4-10	1-1	1-1	0 4 4	0	2	10	5	1	0	0	0
12	Ashley Solitkanich	F 31:21	6-9	0-0	1-1	2 5 7	1	1	13	3	3	1	2	2
13	Grace Sullivan	F 30:55	6-8	0-0	0-0	2 6 8	2	0	12	0	3	3	1	0
1	Ashley O'Connor	G 33:35	4-8	4-4	0-0	0 2 2	0	1	12	5	2	0	0	1
11	Blake Matthews	G 31:59	4-10	3-3	1-1	0 2 2	1	2	9	3	0	0	0	0
10	Isabella King	16:58	3-6	3-5	0-0	1 1 2	0	0	1	2	0	0	0	5
33	Julie Kuleza	14:26	0-3	0-0	0-0	0 2 2	0	0	2	0	1	0	0	4
20	Kaylee Reinbeau	06:05	0-0	0-0	0-0	0 1 1	1	0	0	1	0	0	0	2
2	Rosie Scognamiglio	00:46	0-1	0-0	0-0	0 0 0	0	0	0	0	0	0	0	5
31	Nicole Davis	00:46	0-0	0-0	0-0	0 0 0	0	0	0	0	0	0	0	-5
Team						1 2 3				0		2		
Totals			27-55	6-15	3-3	5 25 30	7	6	65	19	14	5	2	3

Technical Fouls: NONE

Shooting By Period		
1 st FG%	6-13	61.5%
3PT%	3-5	60.0%
FT%	1-1	100%
2 nd FG%	2-13	15.4%
3PT%	0-2	0%
FT%	1-1	100%
3 rd FG%	11-16	68.8%
3PT%	4-6	66.7%
FT%	0-0	0%
4 th FG%	6-13	46.2%
3PT%	1-2	50.0%
FT%	1-1	100%
GM FG%	27-55	49.1%
3PT%	6-15	40.0%
FT%	3-3	100.0%

Dead Ball Rebounds: 0

	LAF	BUC
Biggest lead	10 (2 nd 4:28)	15 (4 th 6:50)
Best Scoring Run	17 (2 nd 4:28)	13 (3 rd 3:32)
Lead Changes	3	
Times Tied	3	
Time with Lead	11:16	24:46

Navy - 69

Records: 6-43 (2-9)

NO.	Name	Min	FG	3P	FT	Rebounds	Fouls	TP	AS	TO	ST	Blocks	BA
			M-A	M-A	M-A	OR DR TOT	PF					BS	BA
34	Sydney Watts	F 26:20	2-5	1-3	0-0	0 2 2	4	3	5	1	3	1	0
44	Kate Samson	C 27:22	6-8	0-0	4-4	1 2 3	3	2	16	2	1	2	5
4	Zarah Barnett-Gay	G 34:57	5-20	1-5	5-6	1 10 11	3	5	16	2	4	0	0
22	Tori Papachronis	G 09:27	0-0	0-0	3-4	0 1 1	0	2	3	1	1	0	0
30	Maren Louridas	G 34:11	0-6	0-4	1-2	2 4 6	2	1	1	2	2	0	0
2	Kyah Smith	35:07	8-17	0-4	0-0	0 6 6	1	1	16	4	2	0	0
10	Lizzie Holder	13:40	0-1	0-1	0-0	2 1 3	2	2	0	1	0	0	0
1	Kelli Giuliani	06:18	0-0	0-0	0-0	0 0 0	0	0	0	0	0	0	-2
14	Morganne Andrews	12:38	0-0	0-0	2-2	2 1 3	1	2	2	0	2	0	1
Team						4 6 10	0	0	0				
Totals		21-57	2-17	15-18	12 33 45	16 18	59	11	15	9	7	7	11

Technical Fouls: NONE

Shooting By Period		
1 st FG%	5-14	35.7%
3PT%	2-4	0.0%
FT%	2-2	100%
2 nd FG%	4-16	25.0%
3PT%	0-6	0.0%
FT%	1-2	50%
3 rd FG%	8-16	50.0%
3PT%	1-4	25%
FT%	3-4	75%
4 th FG%	4-11	36.4%
3PT%	1-3	33.3%
FT%	9-10	90%
GM FG%	21-57	36.8%
3PT%	2-17	11.8%
FT%	15-18	83.3%

Dead Ball Rebounds: 0

	Bison	Navy
Biggest lead	0 (1 st 10:09)	13 (4 th 6:54)
Best Scoring Run	5 (2 nd 2:20)	5 (4 th 6:57)
Lead Changes	0	
Times Tied	1	
Time with Lead	00:00	38:34

GAME 19 -- ARMY 75, BUCKNELL 66



Official Basketball Box Score - Final
Army West Point at Bucknell
9:00PM Edgar, Portland, Maine
2022-23 Women's Basketball

Game Time 2:09 PM
Game Duration: 1:24
Attendance: 57



Official Basketball Box Score - Final
Bucknell at Loyola Maryland
03:00PM Baltimore, Baltimore
2022-23 Women's Basketball

Game Time 7:28 PM
Game Duration: 1:27
Attendance: 58

Army West Point - 75

Records: 6-42 (2-9)

NO.	Name	Min	FG M-A	3P M-A	FT M-A	Rebounds OR DR TOT	Fouls PF FO	TP	AS	TO	ST	Blocks BS BA	+/-	
30	Kya Smith	F 19:18	4-7	0-0	2-4	4 6 10	3 4	10	0	1	0	2	2	0
13	Trinity Hardy	G 34:36	5-14	0-0	8-9	0 3 3	1 5	18	3	1	3	1	5	14
21	Reese Ericson	G 20:49	1-6	1-3	0-0	1 0 1	1 0	3	3	0	0	0	0	9
33	Fiona Hestick	G 23:08	4-9	0-0	0-0	1 1 2	3 0	8	2	1	2	0	0	8
34	Lauren Lingow	G 25:52	2-4	0-2	2-2	0 2 2	3 1	6	1	1	3	0	0	3
2	Sam McNaughton	06:44	1-1	0-0	0-0	0 0 0	0 0	2	0	0	0	0	0	0
15	Camryn Tade	17:08	1-1	0-0	0-2	1 1 2	1 1	2	1	1	1	0	0	-8
20	Taylor Wilson	29:02	6-10	5-6	1-2	1 4 5	3 2	18	1	1	0	1	0	12
35	Sofia McIntosh	13:00	0-3	0-0	0-0	0 2 2	0 2	0	4	2	0	1	0	-2
10	Addison Alnsworth	10:23	4-7	0-0	0-0	1 4 5	2 1	8	0	2	0	1	1	9
Team						1 1 2	0 0	0	2					
Totals			28-62	6-11	13-19	10 24 34	17 16	75	15	12	9	5	9	9

Technical Fouls: NONE

Shooting By Period		
1 st FG%	7-12	58.3%
3PT%	4-6	66.7%
FT%	3-4	75%
2 nd FG%	9-18	50.0%
3PT%	2-9	22.2%
FT%	0-2	0%
3 rd FG%	5-15	33.3%
3PT%	0-2	0%
FT%	1-1	100%
4 th FG%	7-17	41.2%
3PT%	0-0	0%
FT%	9-12	75%
GM FG%	28-62	45.2%
3PT%	6-11	54.5%
FT%	13-19	68.4%

Dead Ball Rebounds: 4

Bucknell - 66

Records: 5-44 (2-9)

NO.	Name	Min	FG	3P	FT	Rebounds	Fouls	TP	AS	TO	ST	Blocks	+/	
			M-A	M-A	M-A	OR DR TOT	PF					BS BA		
0	Emma Theodorsson	F 29:30	1-9	0-1	4-4	1 3 4	5	4	5	3	1	1	-2	
12	Ashley Solitkanich	F 27:46	9-15	0-0	2-5	2 5 7	4	3	20	3	2	0	8	
13	Grace Sullivan	F 19:12	2-4	0-0	1-3	5 2 7	1	2	5	1	0	0	-11	
1	Ashley O'Connor	G 37:35	4-8	3-5	0-0	0 4 4	4	0	11	2	3	1	0	
11	Blake Matthews	G 34:31	3-11	0-0	2-2	0 4 4	1	2	8	2	3	1	0	
10	Isabella King	30:46	6-8	2-4	0-1	0 5 5	0	4	14	4	2	0	0	
33	Julie Kulesza	10:57	0-1	0-1	2-2	0 0 0	1	1	2	1	1	1	0	
20	Kaylee Reinbeau	09:43	0-0	0-0	0-0	1 1 2	0	1	0	0	2	0	0	
Team						0 1 1	0	0	1					
Totals			25-56	5-11	11-17	9 25 34	16 17	66	18	15	6	9	5	-9

Technical Fouls: NONE

Shooting By Period		
1 st	FG%	8-15 53.3%
	3PT%	0-1 0.0%
	FT%	3-7 42.9%
2 nd	FG%	6-16 37.5%
	3PT%	1-3 33.3%
	FT%	5-6 83.3%
3 rd	FG%	4-12 33.3%
	3PT%	2-3 66.7%
	FT%	1-2 50%
4 th	FG%	7-13 53.8%
	3PT%	2-4 50.0%
	FT%	2-2 100%
GM	FG%	25-56 44.6%
	3PT%	5-11 45.5%
	FT%	11-17 64.7%
Dead Ball Rebounds: 3, 1		

GAME 21 -- BUCKNELL 61, AMERICAN 47

GAME 22 -- BUCKNELL 71, BOSTON 60



Official Basketball Box Score - Final
American at Bucknell
Bucknell Sports Center, Lewisburg
12/29/24 Women's Basketball

Game Time 12:00 PM
Game Duration: 1:36
Attendance: 146



Official Basketball Box Score - Final
Bucknell at Boston U.
BU Arena, Boston
12/29/24 Women's Basketball

Game Time 12:00 PM
Game Duration: 1:36
Attendance: 146

American - 47

Records: 6-43 (5-3)

NO. Name	Min	FG	3P	FT	Rebounds	Fouls	TP	AS	TO	ST	Blocks	BS	BA	+	-
23 Lauren Stack	F 35:12	2-10	0-0	2-2	1 3 4	5 4	8	2	3	4	1	3	1	7	
44 Emily Johns	F 19:27	3-8	2-3	0-0	0 0 0	5 1	8	1	3	0	0	0	0	0	
2 Ivy Bates	G 30:30	5-14	1-3	2-3	1 3 4	2 3	13	4	1	1	2	7			
3 Bailey Garbee	G 21:19	0-2	0-0	0-0	1 3 4	2 0	2	1	0	0	0	0	-16		
4 Laura Nogues	G 27:59	2-9	0-7	0-0	1 3 4	3 1	4	2	2	4	0	0	1		
10 Anna LaMaster	26:02	5-14	3-8	2-4	6 6	1 2	15	0	2	1	1	0	-10		
13 Kayla Henning	12:57	0-0	0-0	1-2	0 1 1	0 1	1	1	1	0	0	0	-9		
22 Grace Koepke	16:38	0-5	0-2	0-0	1 3 4	0 0	0	0	0	1	2	1	-9		
1 Anna Rescifina	06:09	0-0	0-0	0-0	0 0 0	0 0	0	0	0	0	0	0	6		
30 Lexi Salazar	03:47	0-2	0-2	0-0	0 0 0	0 0	0	0	0	0	0	0	-9		
Team					2 3 5										
Totals		17-64	6-25	7-10	9 23 32	18 12	47	12	15	11	5	6	-14		

Technical Fouls: NONE

Records: 6-44 (5-3)

NO. Name	Min	FG	3P	FT	Rebounds	Fouls	TP	AS	TO	ST	Blocks	BS	BA	+	-
0 Emma Theodorsson	F 35:08	4-11	1-4	3-4	2 7 9	0 1	12	1	0	0	1	0	15		
12 Ashley Solikanih	F 34:58	9-14	0-0	3-3	1 1 2	2 2	21	2	1	1	1	2	10		
13 Grace Sullivan	F 27:50	7-12	0-0	3-3	2 0 2	1 2	17	0	2	2	0	1	5		
1 Ashley O'Connor	G 30:42	2-6	0-1	0-0	0 3 3	4 2	4	1	3	0	1	0	0		
11 Blake Matthews	G 32:31	1-4	0-0	2-2	0 4 4	0 1	4	8	0	4	1	0	16		
10 Isabella King	16:25	3-5	2-4	2-2	0 0 0	0 2	10	0	1	1	0	0	7		
33 Julie Kulesza	14:20	0-0	0-0	0-0	2 2 2	0 0	0	1	1	0	0	0	8		
20 Kaylee Reinbeau	03:35	0-0	0-0	0-0	0 0 0	0 0	0	0	0	0	0	0	-4		
22 Sophia Sabino	04:21	1-1	1-1	0-0	0 1 1	1 0	3	0	0	0	0	0	-2		
Team					0 0 0										
Totals		27-53	4-10	13-14	5 18 23	12 10	71	14	8	8	4	3	11		

Technical Fouls: NONE

Dead Ball Rebounds: 2

Records: 15-6 (5-3)

NO. Name	Min	FG	3P	FT	Rebounds	Fouls	TP	AS	TO	ST	Blocks	BS	BA	+	-
11 Caitlin Weimar	F 31:46	5-9	0-0	0-0	5 4 9	3 5	10	1	2	1	3	0	-13		
31 Anastasia Semenov	F 31:18	6-12	1-4	0-0	1 2 3	0 0	13	3	3	0	0	1	4		
10 Alex Giannaros	G 36:51	6-12	4-8	0-1	0 4 4	2 3	16	3	2	2	0	1	-4		
21 Audrey Erickson	G 30:04	2-6	2-5	1-2	1 0 1	3 2	7	5	3	0	0	0	-3		
4 Sophie Benveniste	G 26:00	2-5	0-2	0-0	2 2 4	1 0	4	5	1	0	0	0	-2		
3 Kaeli Mingo	24:58	3-6	1-1	1 1	2 1	1 1	10	0	2	0	0	0	-21		
5 Aoibhe Gormley	14:00	0-1	0-0	0-0	0 4 4	1 1	0	2	2	0	0	0	-9		
14 Ines Montesagudo	05:03	0-1	0-0	0-0	0 0 0	0 0	0	1	0	0	1	0	-7		
Team					0 0 0										
Totals		24-53	10-25	2-4	10 17 27	11 12	80	17	18	5	3	4	-11		

Technical Fouls: Walker 1st 2nd

Dead Ball Rebounds: 1

Bucknell - 61

Records: 7-44 (5-3)

NO. Name	Min	FG	3P	FT	Rebounds	Fouls	TP	AS	TO	ST	Blocks	BS	BA	+	-
0 Emma Theodorsson	F 28:32	5-15	0-4	7-9	0 9 9	1 9	17	1	0	1	1	2	13		
12 Ashley Solikanih	F 31:21	2-8	0-0	3-4	6 7 13	4 3	7	1	3	2	2	1	-14		
22 Grace Koepke	F 28:35	5-8	0-0	1-2	0 5 5	3 1	11	3	1	1	2	1	12		
1 Ashley O'Connor	G 31:26	7-12	4-7	0-0	0 1 1	0 0	18	1	3	0	1	0	19		
11 Blake Matthews	G 30:30	1-4	0-0	0-0	0 2 2	1 3	2	5	4	2	0	0	16		
10 Isabella King	21:35	1-3	1-3	0-0	1 3 4	1 0	3	0	1	2	0	0	18		
22 Sophia Sabino	09:30	0-2	0-2	3-4	0 1 1	0 2	3	1	2	1	0	0	-2		
33 Julie Kulesza	06:34	0-1	0-1	0-0	0 1 1	0 0	0	0	0	0	0	0	-5		
20 Kaylee Reinbeau	05:09	0-0	0-0	0-0	0 3 3	2 0	0	0	0	0	0	0	-5		
2 Rosie Scognamiglio	02:24	0-0	0-0	0-0	0 0 0	0 0	0	0	0	0	0	0	-5		
31 Nicole Davis	02:24	0-1	0-0	0-0	0 1 1	0 0	0	0	1	0	0	1	-5		
Team					1 5 6										
Totals		21-54	5-17	14-19	8 38 46	12 18	61	12	17	9	6	5	14		

Technical Fouls: NONE

Dead Ball Rebounds: 1

	AMU	BUC
Biggest lead	7 (1 st 7:53)	16 (4 th 4:13)
Best Shooting Run	7 (1 st 7:53)	10 (3 rd 2:05)
Lead Changes	7	
Times Tied	2	
Time with Lead	11:07	28:23

Points from	AMU	BUC
Turnovers	12	12
Paint	14	22
Second Chance	7	10
Fast Breaks	0	8
Bench	10	8

Period by Period Scoring	1st	2nd	3rd	4th	TOT
AMU	17	13	3	14	47
BUC	18	13	10	20	61

	BUCK	BU
Biggest lead	16 (2 nd 1:13)	9 (2 nd 1:03)
Best Shooting Run	10 (2 nd 1:13)	9 (2 nd 1:03)
Lead Changes	6	
Times Tied	4	
Time with Lead	16:36	20:20

Points from	BUCK	BU
Turnovers	7	2
Paint	28	28
Second Chance	8	13
Fast Breaks	3	0
Bench	13	10

Period by Period Scoring	1st	2nd	3rd	4th	TOT
BUCK	13	21	27	10	71
BU	14	25	7	14	60

GAME 23 -- BUCKNELL 54, LEHIGH 49

GAME 24 -- COLGATE 59, BUCKNELL 55



Official Basketball Box Score - Final
Bucknell at Lehigh
18140A Center Arena, Bethlehem, PA
12/29/24 Women's Basketball

Game Time 12:00 PM
Game Duration: 1:36
Attendance: 146



Official Basketball Box Score - Final
Colgate at Bucknell
18170A Sports Center, Lewisburg
12/29/24 Women's Basketball

Game Time 12:00 PM
Game Duration: 1:36
Attendance: 146

Bucknell - 54

Records: 6-44 (5-3)

NO. Name	Min	FG	3P	FT	Rebounds	Fouls	TP	AS	TO	ST	Blocks	BS	BA	+	-
10 Isabella King	F 22:53	1-6	0-3	0-0	0 4 4	2 0	2	0	0	1	0	0	0		
12 Ashley Solikanih	F 36:29	8-16	0-0	6-11	3 12 15	1 12	22	2	4	1	2	1	3		
20 Kaylee Reinbeau	F 34:03	2-2	0-0	0-0	0 9 9	4 1	4	2	5	0	0	0	7		
1 Ashley O'Connor	G 34:03	3-11	1-5	2-2	1 0 1	4 2	9	2	5	0	0	0	5		
11 Blake Matthews	G 31:49	5-9	0-2	0-0	0 3 3	3 0	10	3	2	1	0	0	6		
31 Nicole Davis	09:15	1-2	0-0	1-1	0 2 2	0 2	3	0	1	1	0	1	0		
33 Julie Kulesza	23:17	0-0	0-0	1-2	0 0 0	3 1	1	1	0	0	0	0	5		
22 Sophia Sabino	08:11	1-2	1-2	0-0	0 2 2	0 0	3	0	0	0	0	0	-1		
Team					1 3 4										
Totals		21-48	2-12	10-16	5 35 40	17 18	54	10	18	4	2	2	5		

Technical Fouls: NONE

Records: 15-11 (5-3)

NO. Name	Min	FG	3P	FT	Rebounds	Fouls	TP	AS	TO	ST	Blocks	BS	BA	+	-
11 Tiasha McMillan	F 33:05	2-7	0-0	0-0	1 2 3	2 1	4	2	1	1	0	0	0		
13 Sophia Diehl	F 35:18	7-15	4-8	0-0	4 9 13	2 0	18	1	1	0	0	0	2		
3 Alexa Brode	G 34:19	4-12	1-1	0-0	0 3 3	1 2	10	6	2	2	0	0	1		
4 Madison Schiller	G 23:31	2-3	1-1	0-0	1 1 2	3 0	5	1	1	1	0	0	3		
5 Taylor Golembiewski	G 26:17	5-6	0-0	3-5	1 2 3	3 3	13	3	5	2	0	0	6		
25 Ella Meabon	14:09	0-3	0-1	0-0	0 1 1	1 0	0	1	1	0	0	0	3		
2 Christina Midgette	04:42	0-0	0-0	0-0	0 0 0	0 0	0	0	0	0	0	0	-6		
23 Chidima Okafor	06:55	0-1	0-0	1-4	1 1 2	0 2	1	0	0	0	1	0	4		
41 Abbey Ferguson	14:24	1-3	0-1	0-0	0 3 3	1 1	2	1	0	0	0	0	1		
0 Amarah Strellt	07:20	2-3	2-2	0-0	0 0 0	1 0	6	1	0	0	0	0	-2		
Team					0 1 1										
Totals		23-53	8-16	5-10	8 23 31	15 9	59	16	11	6	1	2	4		

Technical Fouls: NONE

Dead Ball Rebounds: 2

Records: 6-45 (5-3)

Shooting by Period														
1st	2nd	3rd	4th	PT	NO.	Min	FG	3P	FT	OR	DR	TOT	PF	FD
1st	2nd	3rd	4th	PT <td>NO.<th>Min</th><th>FG</th><th>3P</th><th>FT</th><th>OR</th><th>DR</th><th>TOT</th><th>PF</th><th>FD</th></td>	NO. <th>Min</th> <th>FG</th> <th>3P</th> <th>FT</th> <th>OR</th> <th>DR</th> <th>TOT</th> <th>PF</th> <th>FD</th>	Min	FG	3P	FT	OR	DR	TOT	PF	FD
1st	2nd	3rd	4th	PT <td>NO.<th>Min</th><th>FG</th><th>3P</th><th>FT</th><th>OR</th><th>DR</th><th>TOT</th><th>PF</th><th>FD</th></td>	NO. <th>Min</th> <th>FG</th> <th>3P</th> <th>FT</th> <th>OR</th> <th>DR</th> <th>TOT</th> <th>PF</th> <th>FD</th>	Min	FG	3P	FT	OR	DR	TOT	PF	FD
1st	2nd	3rd	4th	PT <td>NO.<th>Min</th><th>FG</th><th>3P</th><th>FT</th><th>OR</th><th>DR</th><th>TOT</th><th>PF</th><th>FD</th></td>	NO. <th>Min</th> <th>FG</th> <th>3P</th> <th>FT</th> <th>OR</th> <th>DR</th> <th>TOT</th> <th>PF</th> <th>FD</th>	Min	FG	3P	FT	OR	DR	TOT	PF	FD
1st	2nd	3rd	4th	PT <td>NO.<th>Min</th><th>FG</th><th>3P</th><th>FT</th><th>OR</th><th>DR</th><th>TOT</th><th>PF</th><th>FD</th></td>	NO. <th>Min</th> <th>FG</th> <th>3P</th> <th>FT</th> <th>OR</th> <th>DR</th> <th>TOT</th> <th>PF</th> <th>FD</th>	Min	FG	3P	FT	OR	DR	TOT	PF	FD
1st	2nd	3rd	4th	PT <td>NO.<th>Min</th><th>FG</th><th>3P</th><th>FT</th><th>OR</th><th>DR</th><th>TOT</th><th>PF</th><th>FD</th></td>	NO. <th>Min</th> <th>FG</th> <th>3P</th> <th>FT</th> <th>OR</th> <th>DR</th> <th>TOT</th> <th>PF</th> <th>FD</th>	Min	FG	3P	FT	OR	DR	TOT	PF	FD
1st	2nd	3rd	4th	PT <td>NO.<th>Min</th><th>FG</th><th>3P</th><th>FT</th><th>OR</th><th>DR</th><th>TOT</th><th>PF</th><th>FD</th></td>	NO. <th>Min</th> <th>FG</th> <th>3P</th> <th>FT</th> <th>OR</th> <th>DR</th> <th>TOT</th> <th>PF</th> <th>FD</th>	Min	FG	3P	FT	OR	DR	TOT	PF	FD
1st	2nd	3rd	4th	PT <td>NO.<th>Min</th><th>FG</th><th>3P</th><th>FT</th><th>OR</th><th>DR</th><th>TOT</th><th>PF</th><th>FD</th></td>	NO. <th>Min</th> <th>FG</th> <th>3P</th> <th>FT</th> <th>OR</th> <th>DR</th> <th>TOT</th> <th>PF</th> <th>FD</th>	Min	FG	3P	FT	OR	DR	TOT	PF	FD
1st	2nd	3rd	4th	PT <td>NO.<th>Min</th><th>FG</th><th>3P</th><th>FT</th><th>OR</th><th>DR</th><th>TOT</th><th>PF</th><th>FD</th></td>	NO. <th>Min</th> <th>FG</th> <th>3P</th> <th>FT</th> <th>OR</th> <th>DR</th> <th>TOT</th> <th>PF</th> <th>FD</th>	Min	FG	3P	FT	OR	DR	TOT	PF	FD
1st	2nd	3rd	4th	PT <td>NO.<th>Min</th><th>FG</th><th>3P</th><th>FT</th><th>OR</th><th>DR</th><th>TOT</th><th>PF</th><th>FD</th></td>	NO. <th>Min</th> <th>FG</th> <th>3P</th> <th>FT</th> <th>OR</th> <th>DR</th> <th>TOT</th> <th>PF</th> <th>FD</th>	Min	FG	3P	FT	OR	DR	TOT	PF	FD
1st	2nd	3rd	4th	PT <td>NO.<th>Min</th><th>FG</th><th>3P</th><th>FT</th><th>OR</th><th>DR</th><th>TOT</th><th>PF</th><th>FD</th></td>	NO. <th>Min</th> <th>FG</th> <th>3P</th> <th>FT</th> <th>OR</th> <th>DR</th> <th>TOT</th> <th>PF</th> <th>FD</th>	Min	FG	3P	FT	OR	DR	TOT	PF	FD
1st	2nd	3rd	4th	PT <td>NO.<th>Min</th><th>FG</th><th>3P</th><th>FT</th><th>OR</th><th>DR</th><th>TOT</th><th>PF</th><th>FD</th></td>	NO. <th>Min</th> <th>FG</th> <th>3P</th> <th>FT</th> <th>OR</th> <th>DR</th> <th>TOT</th> <th>PF</th> <th>FD</th>	Min	FG	3P	FT	OR	DR	TOT	PF	FD
1st	2nd	3rd	4th	PT <td>NO.<th>Min</th><th>FG</th><th>3P</th><th>FT</th><th>OR</th><th>DR</th><th>TOT</th><th>PF</th><th>FD</th></td>	NO. <th>Min</th> <th>FG</th> <th>3P</th> <th>FT</th> <th>OR</th> <th>DR</th> <th>TOT</th> <th>PF</th> <th>FD</th>	Min	FG	3P	FT	OR	DR	TOT	PF	FD
1st	2nd	3rd	4th	PT <td>NO.<th>Min</th><th>FG</th><th>3P</th><th>FT</th><th>OR</th><th>DR</th><th>TOT</th><th>PF</th><th>FD</th></td>	NO. <th>Min</th> <th>FG</th> <th>3P</th> <th>FT</th> <th>OR</th> <th>DR</th> <th>TOT</th> <th>PF</th> <th>FD</th>	Min	FG	3P	FT	OR	DR	TOT	PF	FD
1st	2nd	3rd	4th	PT <td>NO.<th>Min</th><th>FG</th><th>3P</th><th>FT</th><th>OR</th><th>DR</th><th>TOT</th><th>PF</th><th>FD</th></td>	NO. <th>Min</th> <th>FG</th> <th>3P</th> <th>FT</th> <th>OR</th> <th>DR</th> <th>TOT</th> <th>PF</th> <th>FD</th>	Min	FG	3P	FT	OR	DR	TOT	PF	FD
1st	2nd	3rd	4th	PT <td>NO.<th>Min</th><th>FG</th><th>3P</th><th>FT</th><th>OR</th><th>DR</th><th>TOT</th><th>PF</th><th>FD</th></td>	NO. <th>Min</th> <th>FG</th> <th>3P</th> <th>FT</th> <th>OR</th> <th>DR</th> <th>TOT</th> <th>PF</th> <th>FD</th>	Min	FG	3P	FT	OR	DR	TOT	PF	FD
1st	2nd	3rd	4th	PT <td>NO.<th>Min</th><th>FG</th><th>3P</th><th>FT</th><th>OR</th><th>DR</th><th>TOT</th><th>PF</th><th>FD</th></td>	NO. <th>Min</th> <th>FG</th> <th>3P</th> <th>FT</th> <th>OR</th> <th>DR</th> <th>TOT</th> <th>PF</th> <th>FD</th>	Min	FG	3P	FT	OR	DR	TOT	PF	FD
1st	2nd	3rd	4th	PT <td>NO.<th>Min</th><th>FG</th><th>3P</th><th>FT</th><th>OR</th><th>DR</th><th>TOT</th><th>PF</th><th>FD</th></td>	NO. <th>Min</th> <th>FG</th> <th>3P</th> <th>FT</th> <th>OR</th> <th>DR</th> <th>TOT</th> <th>PF</th> <th>FD</th>	Min	FG	3P	FT	OR	DR	TOT	PF	FD
1st	2nd	3rd	4th	PT <td>NO.<th>Min</th><th>FG</th><th>3P</th><th>FT</th><th>OR</th><th>DR</th><th>TOT</th><th>PF</th><th>FD</th></td>	NO. <th>Min</th> <th>FG</th> <th>3P</th> <th>FT</th> <th>OR</th> <th>DR</th> <th>TOT</th> <th>PF</th> <th>FD</th>	Min	FG	3P	FT	OR	DR	TOT	PF	FD
1st	2nd	3rd	4th	PT <td>NO.<th>Min</th><th>FG</th><th>3P</th><th>FT</th><th>OR</th><th>DR</th><th>TOT</th><th>PF</th><th>FD</th></td>	NO. <th>Min</th> <th>FG</th> <th>3P</th> <th>FT</th> <th>OR</th> <th>DR</th> <th>TOT</th> <th>PF</th> <th>FD</th>	Min	FG	3P	FT	OR	DR	TOT	PF	FD
1st	2nd	3rd	4th	PT <td>NO.<th>Min</th><th>FG</th><th>3P</th><th>FT</th><th>OR</th><th>DR</th><th>TOT</th><th>PF</th><th>FD</th></td>	NO. <th>Min</th> <th>FG</th> <th>3P</th> <th>FT</th> <th>OR</th> <th>DR</th> <th>TOT</th> <th>PF</th> <th>FD</th>	Min	FG	3P	FT	OR	DR	TOT	PF	FD
1st	2nd	3rd	4th	PT <td>NO.<th>Min</th><th>FG</th><th>3P</th><th>FT</th><th>OR</th><th>DR</th><th>TOT</th><th>PF</th><th>FD</th></td>	NO. <th>Min</th> <th>FG</th> <th>3P</th> <th>FT</th> <th>OR</th> <th>DR</th> <th>TOT</th> <th>PF</th> <th>FD</th>	Min	FG	3P	FT	OR	DR	TOT	PF	FD
1st	2nd	3rd	4th	PT <td>NO.<th>Min</th><th>FG</th><th>3P</th><th>FT</th><th>OR</th><th>DR</th><th>TOT</th><th>PF</th><th>FD</th></td>	NO. <th>Min</th> <th>FG</th> <th>3P</th> <th>FT</th> <th>OR</th> <th>DR</th> <th>TOT</th> <th>PF</th> <th>FD</th>	Min	FG	3P	FT	OR	DR	TOT	PF	FD
1st	2nd	3rd	4th	PT <td>NO.<th>Min</th><th>FG</th><th>3P</th><th>FT</th><th>OR</th><th>DR</th><th>TOT</th><th>PF</th><th>FD</th></td>	NO. <th>Min</th> <th>FG</th> <th>3P</th> <th>FT</th> <th>OR</th> <th>DR</th> <th>TOT</th> <th>PF</th> <th>FD</th>	Min	FG	3P	FT	OR	DR	TOT	PF	FD
1st	2nd	3rd	4th	PT <td>NO.<th>Min</th><th>FG</th><th>3P</th><th>FT</th><th>OR</th><th>DR</th><th>TOT</th><th>PF</th><th>FD</th></td>	NO. <th>Min</th> <th>FG</th> <th>3P</th> <th>FT</th> <th>OR</th> <th>DR</th> <th>TOT</th> <th>PF</th> <th>FD</th>	Min	FG	3P	FT	OR	DR	TOT	PF	FD
1st	2nd	3rd	4th	PT <td>NO.<th>Min</th><th>FG</th><th>3P</th><th>FT</th><th>OR</th><th>DR</th><th>TOT</th><th>PF</th><th>FD</th></td>	NO. <th>Min</th> <th>FG</th> <th>3P</th> <th>FT</th> <th>OR</th> <th>DR</th> <th>TOT</th> <th>PF</th> <th>FD</th>	Min	FG	3P	FT	OR	DR	TOT	PF	FD
1st	2nd	3rd	4th	PT <td>NO.<th>Min</th><th>FG</th><th>3P</th><th>FT</th><th>OR</th><th>DR</th><th>TOT</th><th>PF</th><th>FD</th></td>	NO. <th>Min</th> <th>FG</th> <th>3P</th> <th>FT</th> <th>OR</th> <th>DR</th> <th>TOT</th> <th>PF</th> <th>FD</th>	Min	FG	3P	FT	OR	DR	TOT	PF	FD
1st	2nd	3rd	4th	PT <td>NO.<th>Min</th><th>FG</th><th>3P</th><th>FT</th><th>OR</th><th>DR</th><th>TOT</th><th>PF</th><th>FD</th></td>	NO. <th>Min</th> <th>FG</th> <th>3P</th> <th>FT</th> <th>OR</th> <th>DR</th> <th>TOT</th> <th>PF</th> <th>FD</th>	Min	FG	3P	FT	OR	DR	TOT	PF	FD
1st	2nd	3rd	4th	PT <td>NO.<th>Min</th><th>FG</th><th>3P</th><th>FT</th><th>OR</th><th>DR</th><th>TOT</th><th>PF</th><th>FD</th></td>	NO. <th>Min</th> <th>FG</th> <th>3P</th> <th>FT</th> <th>OR</th> <th>DR</th> <th>TOT</th> <th>PF</th> <th>FD</th>	Min	FG	3P	FT	OR	DR	TOT	PF	FD
1st	2nd	3rd	4th	PT <td>NO.<th>Min</th><th>FG</th><th>3P</th><th>FT</th><th>OR</th><th>DR</th><th>TOT</th><th>PF</th><th>FD</th></td>	NO. <th>Min</th> <th>FG</th> <th>3P</th> <th>FT</th> <th>OR</th> <th>DR</th> <th>TOT</th> <th>PF</th> <th>FD</th>	Min	FG	3P	FT	OR	DR	TOT	PF	FD
1st	2nd	3rd	4th	PT <td>NO.<th>Min</th><th>FG</th><th>3P</th><th>FT</th><th>OR</th><th>DR</th><th>TOT</th><th>PF</th><th>FD</th></td>	NO. <th>Min</th> <th>FG</th> <th>3P</th> <th>FT</th> <th>OR</th> <th>DR</th> <th>TOT</th> <th>PF</th> <th>FD</th>	Min	FG	3P	FT	OR	DR	TOT	PF	FD
1st	2nd	3rd	4th	PT <td>NO.<th>Min</th><th>FG</th><th>3P</th><th>FT</th><th>OR</th><th>DR</th><th>TOT</th><th>PF</th><th>FD</th></td>	NO. <th>Min</th> <th>FG</th> <th>3P</th> <th>FT</th> <th>OR</th> <th>DR</th> <th>TOT</th> <th>PF</th> <th>FD</th>	Min	FG	3P	FT	OR	DR	TOT	PF	FD
1st	2nd	3rd	4th	PT <td>NO.<th>Min</th><th>FG</th><th>3P</th><th>FT</th><th>OR</th><th>DR</th><th>TOT</th><th>PF</th><th>FD</th></td>	NO. <th>Min</th> <th>FG</th> <th>3P</th> <th>FT</th> <th>OR</th> <th>DR</th> <th>TOT</th> <th>PF</th> <th>FD</th>	Min	FG	3P	FT	OR	DR	TOT	PF	FD
1st	2nd	3rd	4th	PT <td>NO.<th>Min</th><th>FG</th><th>3P</th><th>FT</th><th>OR</th><th>DR</th><th>TOT</th><th>PF</th><th>FD</th></td>	NO. <th>Min</th> <th>FG</th> <th>3P</th> <th>FT</th> <th>OR</th> <th>DR</th> <th>TOT</th> <th>PF</th> <th>FD</th>	Min	FG	3P	FT	OR	DR	TOT	PF	FD
1st	2nd	3rd	4th	PT <td>NO.<th>Min</th><th>FG</th><th>3P</th><th>FT</th><th>OR</th><th>DR</th><th>TOT</th><th>PF</th><th>FD</th></td>	NO. <th>Min</th> <th>FG</th> <th>3P</th> <th>FT</th> <th>OR</th> <th>DR</th> <th>TOT</th> <th>PF</th> <th>FD</th>	Min	FG	3P	FT	OR	DR	TOT	PF	FD
1st	2nd	3rd	4th	PT <td>NO.<th>Min</th><th>FG</th><th>3P</th><th>FT</th><th>OR</th><th>DR</th><th>TOT</th><th>PF</th><th>FD</th></td>	NO. <th>Min</th> <th>FG</th> <th>3P</th> <th>FT</th> <th>OR</th> <th>DR</th> <th>TOT</th> <th>PF</th> <th>FD</th>	Min	FG	3P	FT	OR	DR	TOT	PF	FD
1st	2nd	3rd	4th	PT <td>NO.<th>Min</th><th>FG</th><th>3P</th><th>FT</th><th>OR</th><th>DR</th><th>TOT</th><th>PF</th><th>FD</th></td>	NO. <th>Min</th> <th>FG</th> <th>3P</th> <th>FT</th> <th>OR</th> <th>DR</th> <th>TOT</th> <th>PF</th> <th>FD</th>	Min	FG	3P	FT	OR	DR	TOT	PF	FD
1st	2nd	3rd	4th	PT <td>NO.<th>Min</th><th>FG</th><th>3P</th><th>FT</th><th>OR</th><th>DR</th><th>TOT</th><th>PF</th><th>FD</th></td>	NO. <th>Min</th> <th>FG</th> <th>3P</th> <th>FT</th> <th>OR</th> <th>DR</th> <th>TOT</th> <th>PF</th> <th>FD</th>	Min	FG	3P	FT	OR	DR	TOT	PF	FD
1st	2nd	3rd	4th	PT <td>NO.<th>Min</th><th>FG</th><th>3P</th><th>FT</th><th>OR</th><th>DR</th><th>TOT</th><th>PF</th><th>FD</th></td>	NO. <th>Min</th> <th>FG</th> <th>3P</th> <th>FT</th> <th>OR</th> <th>DR</th> <th>TOT</th> <th>PF</th> <th>FD</th>	Min	FG	3P	FT	OR	DR	TOT	PF	FD
1st	2nd	3rd	4th	PT <td>NO.<th>Min</th><th>FG</th><th>3P</th><th>FT</th><th>OR</th><th>DR</th><th>TOT</th><th>PF</th><th>FD</th></td>	NO. <th>Min</th> <th>FG</th> <th>3P</th> <th>FT</th> <th>OR</th> <th>DR</th> <th>TOT</th> <th>PF</th> <th>FD</th>	Min	FG	3P	FT	OR	DR	TOT	PF	FD
1st	2nd	3rd	4th	PT <td>NO.<th>Min</th><th>FG</th><th>3P</th><th>FT</th><th>OR</th><th>DR</th><th>TOT</th><th>PF</th><th>FD</th></td>	NO. <th>Min</th> <th>FG</th> <th>3P</th> <th>FT</th> <th>OR</th> <th>DR</th> <th>TOT</th> <th>PF</th> <th>FD</th>	Min	FG	3P	FT	OR	DR	TOT	PF	FD
1st	2nd	3rd	4th	PT <td>NO.<th>Min</th><th>FG</th><th>3P</th><th>FT</th><th>OR</th><th>DR</th><th>TOT</th><th>PF</th><th>FD</th></td>	NO. <th>Min</th> <th>FG</th> <th>3P</th> <th>FT</th> <th>OR</th> <th>DR</th> <th>TOT</th> <th>PF</th> <th>FD</th>	Min	FG	3P	FT	OR	DR	TOT	PF	FD
1st	2nd	3rd	4th	PT <td>NO.<th>Min</th><th>FG</th><th>3P</th><th>FT</th><th>OR</th><th>DR</th><th>TOT</th><th>PF</th><th>FD</th></td>	NO. <th>Min</th> <th>FG</th> <th>3P</th> <th>FT</th> <th>OR</th> <th>DR</th> <th>TOT</th> <th>PF</th> <th>FD</th>	Min	FG	3P	FT	OR	DR	TOT	PF	FD
1st	2nd	3rd	4th	PT <td>NO.<th>Min</th><th>FG</th><th>3P</th><th>FT</th><th>OR</th><th>DR</th><th>TOT</th><th>PF</th><th>FD</th></td>	NO. <th>Min</th> <th>FG</th> <th>3P</th> <th>FT</th> <th>OR</th> <th>DR</th> <th>TOT</th> <th>PF</th> <th>FD</th>	Min	FG	3P	FT	OR	DR	TOT	PF	FD
1st	2nd	3rd	4th	PT <td>NO.<th>Min</th><th>FG</th><th>3P</th><th>FT</th><th>OR</th><th>DR</th><th>TOT</th><th>PF</th><th>FD</th></td>	NO. <th>Min</th> <th>FG</th> <th>3P</th> <th>FT</th> <th>OR</th> <th>DR</th> <th>TOT</th> <th>PF</th> <th>FD</th>	Min	FG	3P	FT	OR	DR	TOT	PF	FD
1st	2nd	3rd	4th	PT <td>NO.<th>Min</th><th>FG</th><th>3P</th><th>FT</th><th>OR</th><th>DR</th><th>TOT</th><th>PF</th><th>FD</th></td>	NO. <th>Min</th> <th>FG</th> <th>3P</th> <th>FT</th> <th>OR</th> <th>DR</th> <th>TOT</th> <th>PF</th> <th>FD</th>	Min	FG	3P	FT	OR	DR	TOT	PF	FD
1st	2nd	3rd	4th	PT <td>NO.<th>Min</th><th>FG</th><th>3P</th><th>FT</th><th>OR</th><th>DR</th><th>TOT</th><th>PF</th><th>FD</th></td>	NO. <th>Min</th> <th>FG</th> <th>3P</th> <th>FT</th> <th>OR</th> <th>DR</th> <th>TOT</th> <th>PF</th> <th>FD</th>	Min	FG	3P	FT	OR	DR	TOT	PF	FD
1st	2nd	3rd	4th	PT <td>NO.<th>Min</th><th>FG</th><th>3P</th><th>FT</th><th>OR</th><th>DR</th><th>TOT</th><th>PF</th><th>FD</th></td>	NO. <th>Min</th> <th>FG</th> <th>3P</th> <th>FT</th> <th>OR</th> <th>DR</th> <th>TOT</th> <th>PF</th> <th>FD</th>	Min	FG	3P	FT	OR	DR	TOT	PF	FD
1st	2nd	3rd	4th	PT <td>NO.<th>Min</th><th>FG</th><th>3P</th><th>FT</th><th>OR</th><th>DR</th><th>TOT</th><th>PF</th><th>FD</th></td>	NO. <th>Min</th> <th>FG</th> <th>3P</th> <th>FT</th> <th>OR</th> <th>DR</th> <th>TOT</th> <th>PF</th> <th>FD</th>	Min	FG	3P	FT	OR	DR	TOT	PF	FD
1st	2nd	3rd	4th	PT <td>NO.<th>Min</th><th>FG</th><th>3P</th><th>FT</th><th>OR</th><th>DR</th><th>TOT</th><th>PF</th><th>FD</th></td>	NO. <th>Min</th> <th>FG</th> <th>3P</th> <th>FT</th> <th>OR</th> <th>DR</th> <th>TOT</th> <th>PF</th> <th>FD</th>	Min	FG	3P	FT	OR	DR	TOT	PF	FD
1st	2nd	3rd	4th	PT <td>NO.<th>Min</th><th>FG</th><th>3P</th><th>FT</th><th>OR</th><th>DR</th><th>TOT</th><th>PF</th><th>FD</th></td>	NO. <th>Min</th> <th>FG</th> <th>3P</th> <th>FT</th> <th>OR</th> <th>DR</th> <th>TOT</th> <th>PF</th> <th>FD</th>	Min	FG	3P	FT	OR	DR	TOT	PF	FD
1st	2nd	3rd	4th	PT <td>NO.<th>Min</th><th>FG</th><th>3P</th><th>FT</th><th>OR</th><th>DR</th><th>TOT</th><th>PF</th><th>FD</th></td>	NO. <th>Min</th> <th>FG</th> <th>3P</th> <th>FT</th> <th>OR</th> <th>DR</th> <th>TOT</th> <th>PF</th> <th>FD</th>	Min	FG	3P	FT	OR	DR	TOT	PF	FD
1st	2nd	3rd	4th	PT <td>NO.<th>Min</th><th>FG</th><th>3P</th><th>FT</th><th>OR</th><th>DR</th><th>TOT</th><th>PF</th><th>FD</th></td>	NO. <th>Min</th> <th>FG</th> <th>3P</th> <th>FT</th> <th>OR</th> <th>DR</th> <th>TOT</th> <th>PF</th> <th>FD</th>	Min	FG	3P	FT	OR	DR	TOT	PF	FD
1st	2nd	3rd	4th	PT <td>NO.<th>Min</th><th>FG</th><th>3P</th><th>FT</th><th>OR</th><th>DR</th><th>TOT</th><th>PF</th><th>FD</th></td>	NO. <th>Min</th> <th>FG</th> <th>3P</th> <th>FT</th> <th>OR</th> <th>DR</th> <th>TOT</th> <th>PF</th> <th>FD</th>	Min	FG	3P	FT	OR	DR	TOT	PF	FD
1st	2nd	3rd	4th	PT <td>NO.<th>Min</th><th>FG</th><th>3P</th><th>FT</th><th>OR</th><th>DR</th><th>TOT</th><th>PF</th><th>FD</th></td>	NO. <th>Min</th> <th>FG</th> <th>3P</th> <th>FT</th> <th>OR</th> <th>DR</th> <th>TOT</th> <th>PF</th> <th>FD</th>	Min	FG	3P	FT	OR	DR	TOT	PF	FD
1st	2nd	3rd	4th	PT <td>NO.<th>Min</th><th>FG</th><th>3P</th><th>FT</th><th>OR</th><th>DR</th><th>TOT</th><th>PF</th><th>FD</th></td>	NO. <th>Min</th> <th>FG</th> <th>3P</th> <th>FT</th> <th>OR</th> <th>DR</th> <th>TOT</th> <th>PF</th> <th>FD</th>	Min	FG	3P	FT	OR	DR	TOT	PF	FD
1st	2nd	3rd	4th	PT <td>NO.<th>Min</th><th>FG</th><th>3P</th><th>FT</th><th>OR</th><th>DR</th><th>TOT</th><th>PF</th><th>FD</th></td>	NO. <th>Min</th> <th>FG</th> <th>3P</th> <th>FT</th> <th>OR</th> <th>DR</th> <th>TOT</th> <th>PF</th> <th>FD</th>	Min	FG	3P	FT	OR	DR	TOT	PF	FD
1st	2nd	3rd	4th	PT <td>NO.<th>Min</th><th>FG</th><th>3P</th><th>FT</th><th>OR</th><th>DR</th><th>TOT</th><th>PF</th><th>FD</th></td>	NO. <th>Min</th> <th>FG</th> <th>3P</th> <th>FT</th> <th>OR</th> <th>DR</th> <th>TOT</th> <th>PF</th> <th>FD</th>	Min	FG	3P	FT	OR	DR	TOT	PF	FD
1st	2nd	3rd	4th	PT <td>NO.<th>Min</th><th>FG</th><th>3P</th><th>FT</th><th>OR</th><th>DR</th><th>TOT</th><th>PF</th><th>FD</th></td>	NO. <th>Min</th> <th>FG</th> <th>3P</th> <th>FT</th> <th>OR</th> <th>DR</th> <th>TOT</th> <th>PF</th> <th>FD</th>	Min	FG	3P	FT	OR	DR	TOT	PF	FD
1st	2nd	3rd	4th	PT <td>NO.<th>Min</th><th>FG</th><th>3P</th><th>FT</th><th>OR</th><th>DR</th><th>TOT</th><th>PF</th><th>FD</th></td>	NO. <th>Min</th> <th>FG</th> <th>3P</th> <th>FT</th> <th>OR</th> <th>DR</th> <th>TOT</th> <th>PF</th> <th>FD</th>	Min	FG	3P	FT	OR	DR	TOT	PF	FD
1st	2nd	3rd	4th	PT <td>NO.<th>Min</th><th>FG</th><th>3P</th><th>FT</th><th>OR</th><th>DR</th><th>TOT</th><th>PF</th><th>FD</th></td>	NO. <th>Min</th> <th>FG</th> <th>3P</th> <th>FT</th> <th>OR</th> <th>DR</th> <th>TOT</th> <th>PF</th> <th>FD</th>	Min	FG	3P	FT	OR	DR	TOT	PF	FD
1st	2nd	3rd	4th	PT <td>NO.<th>Min</th><th>FG</th><th>3P</th><th>FT</th><th>OR</th><th>DR</th><th>TOT</th><th>PF</th><th>FD</th></td>	NO. <th>Min</th> <th>FG</th> <th>3P</th> <th>FT</th> <th>OR</th> <th>DR</th> <th>TOT</th> <th>PF</th> <th>FD</th>	Min	FG	3P	FT	OR	DR	TOT	PF	FD
1st	2nd	3rd	4th	PT <td>NO.<th>Min</th><th>FG</th><th>3P</th><th>FT</th><th>OR</th><th>DR</th><th>TOT</th><th>PF</th><th>FD</th></td>	NO. <th>Min</th> <th>FG</th> <th>3P</th> <th>FT</th> <th>OR</th> <th>DR</th> <th>TOT</th> <th>PF</th> <th>FD</th>	Min	FG	3P	FT	OR	DR	TOT	PF	FD
1st	2nd	3rd	4th	PT <td>NO.<th>Min</th><th>FG</th><th>3P</th><th>FT</th><th>OR</th><th>DR</th><th>TOT</th><th>PF</th><th>FD</th></td>	NO. <th>Min</th> <th>FG</th> <th>3P</th> <th>FT</th> <th>OR</th> <th>DR</th> <th>TOT</th> <th>PF</th> <th>FD</th>	Min	FG	3P	FT	OR	DR	TOT	PF	FD
1st	2nd	3rd	4th	PT <td>NO.<th>Min</th><th>FG</th><th>3P</th><th>FT</th><th>OR</th><th>DR</th><th>TOT</th><th>PF</th><th>FD</th></td>	NO. <th>Min</th> <th>FG</th> <th>3P</th> <th>FT</th> <th>OR</th> <th>DR</th> <th>TOT</th> <th>PF</th> <th>FD</th>	Min	FG	3P	FT	OR	DR	TOT	PF	FD
1st	2nd	3rd	4th	PT <td>NO.<th>Min</th><th>FG</th><th>3P</th><th>FT</th><th>OR</th><th>DR</th><th>TOT</th><th>PF</th><th>FD</th></td>	NO. <th>Min</th> <th>FG</th> <th>3P</th> <th>FT</th> <th>OR</th> <th>DR</th> <th>TOT</th> <th>PF</th> <th>FD</th>	Min	FG	3P	FT	OR	DR	TOT	PF	FD
1st	2nd	3rd	4th	PT <td>NO.<th>Min</th><th>FG</th><th>3P</th><th>FT</th><th>OR</th><th>DR</th><th>TOT</th><th>PF</th><th>FD</th></td>	NO. <th>Min</th> <th>FG</th> <th>3P</th> <th>FT</th> <th>OR</th> <th>DR</th> <th>TOT</th> <th>PF</th> <th>FD</th>	Min	FG	3P	FT	OR	DR	TOT	PF	FD
1st	2nd	3rd	4th	PT <td>NO.<th>Min</th><th>FG</th><th>3P</th><th>FT</th><th>OR</th><th>DR</th><th>TOT</th><th>PF</th><th>FD</th></td>	NO. <th>Min</th> <th>FG</th> <th>3P</th> <th>FT</th> <th>OR</th> <th>DR</th> <th>TOT</th> <th>PF</th> <th>FD</th>	Min	FG	3P	FT	OR	DR	TOT	PF	FD
1st	2nd	3rd	4th	PT <td>NO.<th>Min</th><th>FG</th><th>3P</th><th>FT</th><th>OR</th><th>DR</th><th>TOT</th><th>PF</th><th>FD</th></td>	NO. <th>Min</th> <th>FG</th> <th>3P</th> <th>FT</th> <th>OR</th> <th>DR</th> <th>TOT</th> <th>PF</th> <th>FD</th>	Min	FG	3P	FT	OR	DR	TOT	PF	FD
1st	2nd	3rd	4th	PT <td>NO.<th>Min</th><th>FG</th><th>3P</th><th>FT</th><th>OR</th><th>DR</th><th>TOT</th><th>PF</th><th>FD</th></td>	NO. <th>Min</th> <th>FG</th> <th>3P</th> <th>FT</th> <th>OR</th> <th>DR</th> <th>TOT</th> <th>PF</th> <th>FD</th>	Min	FG	3P	FT	OR	DR	TOT	PF	FD
1st	2nd	3rd	4th	PT <td>NO.<th>Min</th><th>FG</th><th>3P</th><th>FT</th><th>OR</th><th>DR</th><th>TOT</th><th>PF</th><th>FD</th></td>	NO. <th>Min</th> <th>FG</th> <th>3P</th> <th>FT</th> <th>OR</th> <th>DR</th> <th>TOT</th> <th>PF</th> <th>FD</th>	Min	FG	3P	FT	OR	DR	TOT	PF	FD
1st	2nd	3rd	4th	PT <td>NO.<th>Min</th><th>FG</th><th>3P</th><th>FT</th><th>OR</th><th>DR</th><th>TOT</th><th>PF</th><th>FD</th></td>	NO. <th>Min</th> <th>FG</th> <th>3P</th> <th>FT</th> <th>OR</th> <th>DR</th> <th>TOT</th> <th>PF</th> <th>FD</th>	Min	FG	3P	FT	OR	DR	TOT	PF	FD
1st	2nd	3rd	4th	PT <td>NO.<th>Min</th><th>FG</th><th>3P</th><th>FT</th><th>OR</th><th>DR</th><th>TOT</th><th>PF</th><th>FD</th></td>	NO. <th>Min</th> <th>FG</th> <th>3P</th> <th>FT</th> <th>OR</th> <th>DR</th> <th>TOT</th> <th>PF</th> <th>FD</th>	Min	FG	3P	FT	OR	DR	TOT	PF	FD
1st	2nd	3rd	4th	PT <td>NO.<th>Min</th><th></th></td>	NO. <th>Min</th> <th></th>	Min								

GAME 25 -- HOLY CROSS 58, BUCKNELL 47 (OT)

GAME 26 -- BUCKNELL 65, ARMY 63



Official Basketball Box Score - Final
Holy Cross at Bucknell
02/24/24 Sophia Park, Lewisburg
2023-24 Women's Basketball

Game Time: 6:00 PM
Game Duration: 1:43
Attendance: 391



Official Basketball Box Score - Final
Bucknell at Army West Point
02/24/24 Army Sports Center, West Point
2023-24 Women's Basketball

Game Time: 12:00 PM
Game Duration: 1:42
Attendance: 911

Holy Cross - 58												
Records: 18-16 (9-9)												
NO. Name	Min	FG	3P	FT	Rebounds	Fouls	TP	AS	TO	ST	Blocks	+/-
		M-A	M-A	M-A	OR DR TOT	PF	FD				BS BA	
10 Janelle Allen	F 24:34	0-6	0-0	0-0	0 4 4	3 2	0	1	0	0	0 1 -6	
35 Lindsay Berger	F 27:44	3-5	0-0	1-2	1 2 3	4 1	7	1	1	0	0 0 -6	
5 Kaitlyn Flanagan	G 40:12	3-6	0-2	0-0	1 2 3	1 1	6	2	0	0	0 0 15	
13 Bronagh Power-Cassidy	G 38:56	7-17	4-11	8-10	1 4 5	1 5	26	3	3	1	1 1 8	
15 Cara McCormack	G 37:17	3-15	1-6	1-1	0 9 9	2 2	8	2	2	2	0 2 6	
0 Calle Wright	18:33	2-5	0-0	0-0	0 1 1	3 0	4	1	0	1	0 0 13	
4 Mag Cahalan	12:42	1-5	1-3	0-0	0 0 0	0 0	3	1	0	0	0 1 2	
24 Simone Foreman	20:51	1-7	0-2	2-2	1 9 10	1 1	4	1	1	0	0 1 8	
23 Grace Munt	02:11	0-0	0-0	0-0	0 1 1	0 0	0	0	0	0	1 0 3	
Team					4 5 9		0		2			
Totals		20-66	6-24	12-15	8 37 45	15 12	58	12	9	6	2 6 11	

Technical Fouls: NONE

Shooting By Period			
1 st FG%	4-14	28.6%	
3PT%	1-4	25.0%	
FT%	2-2	100%	
2 nd FG%	5-17	29.4%	
3PT%	1-6	16.7%	
FT%	3-5	60%	
3 rd FG%	4-15	26.7%	
3PT%	1-4	25.0%	
FT%	2-2	100%	
4 th FG%	5-14	35.7%	
3PT%	2-7	28.6%	
FT%	1-2	50%	
OT FG%	4-6	66.7%	
3PT%	1-3	33.3%	
FT%	4-4	100%	
GM FG%	20-66	30.3%	
3PT%	6-24	25.0%	
FT%	12-15	80.0%	

Dead Ball Rebounds: 2

Bucknell - 47												
Records: 9-16 (5-9)												
NO. Name	Min	FG	3P	FT	Rebounds	Fouls	TP	AS	TO	ST	Blocks	+/-
		M-A	M-A	M-A	OR DR TOT	PF	FD				BS BA	
0 Emma Theodorsson	F 37:35	6-17	0-5	1-1	1 5 6	3 1	13	0	2	1	0 1 -5	
12 Ashley Softlikanich	F 38:22	2-9	0-0	10-10	2 13 15	4 9	14	1	2	0	3 1 -7	
13 Grace Sullivan	F 35:51	5-8	0-0	1-1	2 5 7	1 3	10	0	4	1	1 1 0	
1 Ashley O'Connor	G 41:18	2-14	1-7	0-0	0 5 5	0 0	5	0	2	2	1 0 -13	
11 Blake Matthews	G 36:33	1-11	0-2	0-0	0 7 7	3 2	2	4	1	1	0 0 -7	
10 Isabella King	17:50	1-3	1-3	0-0	0 1 1	1 0	3	1	0	0	0 0 -9	
20 Kaylee Reinbeau	05:42	0-0	0-0	0-0	0 1 1	0 0	0	0	0	0	0 0 -2	
33 Julie Kulesza	03:42	0-0	0-0	0-0	0 0 0	0 0	0	0	0	0	0 0 -2	
22 Sophia Sabino	08:27	0-2	0-1	0-0	0 0 0	0 0	0	0	2	1	0 1 -4	
Team					0 2 2		0		1			
Totals		17-64	2-18	11-12	5 39 44	12 15	47	5	13	5	6 2 -11	

Technical Fouls: NONE

Shooting By Period			
1 st FG%	4-17	23.5%	
3PT%	1-2	50.0%	
FT%	0-0	0%	
2 nd FG%	5-15	33.3%	
3PT%	0-4	0.0%	
FT%	5-5	100%	
3 rd FG%	3-12	25.0%	
3PT%	0-3	0.0%	
FT%	4-4	100%	
4 th FG%	5-15	33.3%	
3PT%	1-4	25.0%	
FT%	0-1	0%	
OT FG%	0-5	0.0%	
3PT%	0-3	0.0%	
FT%	2-2	100%	
GM FG%	17-64	26.6%	
3PT%	2-18	11.1%	
FT%	11-12	91.7%	

Dead Ball Rebounds: 4

		HOL	BUC			HOL	BUC	Period by Period Scoring							
Biggest lead	11 (1 st OT 2:57)	3 (2 nd 8:01)		Points from		Turnovers	9	8	1st	2nd	3rd	4th	OT	TOT	
Best Scoring Run	12 (1 st OT 2:47)	6 (2 nd 1:50)		Paint			18	18							
Lead Changes	14			Second Chance			5	7	HOL	11	14	11	8	13	58
Times Tied	13			Fast Breaks			0	0							
Time with Lead	22:44	06:49		Bench			11	3	BUC	8	15	10	11	2	47

GAME 27 -- BUCKNELL 74, LOYOLA 56



Official Basketball Box Score - Final
Loyola Maryland at Bucknell
02/28/24 Sophia Park, Lewisburg
2023-24 Women's Basketball

Game Time: 6:00 PM
Game Duration: 1:43
Attendance: 391



Official Basketball Box Score - Final
Bucknell at Lafayette
02/28/24 Army Sports Center, West Point
2023-24 Women's Basketball

Game Time: 12:00 PM
Game Duration: 1:42
Attendance: 937

Loyola Maryland - 56												
Records: 14-13 (9-7)												
NO. Name	Min	FG	3P	FT	Rebounds	Fouls	TP	AS	TO	ST	Blocks	+/-
		M-A	M-A	M-A	OR DR TOT	PF	FD				BS BA	
11 Lex Therien	F 23:09	2-5	0-0	2-2	2 4 6	5 1	1	6	1	4	0 1 -25	
35 Ava Therien	F 33:42	4-5	0-0	1-1	4 5 9	1 2	8	3	0	0	0 0 -13	
1 Kelly Ratigan	G 34:29	1-7	1-6	0-0	1 4 5	2 3	3	2	0	0	0 0 -11	
5 Kimmie Hicks	G 15:13	2-4	0-0	0-0	1 2 3	4 1	4	0	2	1	0 0 -5	
15 Laura Salmeron	G 34:12	6-15	2-7	4-4	0 3 3	3 1	14	18	3	1	1 0 -23	
2 Meliah Van-Otto	24:38	7-11	0-1	1-2	0 3 3	2 2	15	0	3	0	0 0 -10	
12 Cristina Garcia	11:28	0-1	0-0	0-0	0 0 0	2 1	0	3	1	0	0 0 -5	
55 Lily Bottomley	16:12	0-4	0-1	0-0	2 1 3	1 0	0	1	1	0	0 0 -6	
23 Maria Espinal	05:26	0-0	0-0	0-0	0 0 0	0 0	1	0	0	0	1 0 4	
24 Ally Lovisolo	01:31	1-1	0-0	0-0	0 1 1	0 0	2	1	0	0	0 0 4	
Team					1 2 3		0		1			
Totals		23-53	3-15	7-9	8 24 32	18 13	56	14	16	3	1 3 -18	

Technical Fouls: NONE

Shooting By Period			
1 st FG%	4-11	36.4%	
3PT%	1-4	25.0%	
FT%	0-0	0%	
2 nd FG%	6-14	42.9%	
3PT%	1-5	20.0%	
FT%	0-0	0%	
3 rd FG%	9-13	69.2%	
3PT%	0-1	0.0%	
FT%	4-5	80%	
4 th FG%	4-15	26.7%	
3PT%	1-5	20.0%	
FT%	3-4	75%	
GM FG%	23-53	43.4%	
3PT%	3-15	20.0%	
FT%	7-9	77.8%	

Dead Ball Rebounds: 2

Bucknell - 74												
Records: 11-16 (8-8)												
NO. Name	Min	FG	3P	FT	Rebounds	Fouls	TP	AS	TO	ST	Blocks	+/-
		M-A	M-A	M-A	OR DR TOT	PF	FD				BS BA	
0 Emma Theodorsson	F 32:40	3-14	1-3	0-1	0 4 4	3 1	7	1	1	2	0 0 19	
12 Ashley Softlikanich	F 27:34	2-4	0-0	2-2	1 3 4	3 2	6	0	1	0	2 0 25	
13 Grace Sullivan	F 34:46	10-14	0-0	8-8	6 4 10	1 6	28	4	2	1	0 1 15	
1 Ashley O'Connor	G 34:53	4-8	2-4	0-0	0 2 2	1 3	10	1	0	0	0 0 20	
11 Blake Matthews	G 33:18	5-15	0-1	2-2	0 5 5	1 2	12	7	2	1	0 0 24	
10 Isabella King	17:03	2-3	1-2	0-0	1 0 1	2 1	5	1	0	2	0 0 1	
20 Kaylee Reinbeau	06:26	0-0	0-0	0-0	0 1 1	0 0	0	0	0	0	0 0 -2	
22 Sophia Sabino	06:42	0-0	0-0	1-2	0 1 1	1 2	1	2	0	0	0 0 -6	
33 Julie Kulesza	05:07	1-1	1-1	2-2	0 0 0	0 1	5	0	0	0	0 0 -2	
2 Rosie Scognamiglio	01:31	0-1	0-0	0-0	1 0 1	0 0	0	0	0	0	0 0 -4	
Team					1 1 2		0		0			
Totals		27-60	5-12	15-17	10 21 31	13 18	74	16	6	6	3 1 18	

Technical Fouls: NONE

Shooting By Period			
1 st FG%	8-15	53.3%	
3PT%	1-4	25.0%	
FT%	3-4	75%	
2 nd FG%	5-13	38.3%	
3PT%	1-1	100%	
3 rd FG%	5-14	35.7%	
3PT%	2-3	66.7%	
FT%	4-4	100%	
4 th FG%	9-16	56.3%	
3PT%	1-2	50.0%	
FT%	7-8	87.5%	
GM FG%	27-60	45.0%	
3PT%	5-12	41.7%	
FT%	15-17	88.2%	

Dead Ball Rebounds: 1

	LMD	BUC									
Biggest lead	3 (1 st 7:02)	22 (4 th 1:49)	Points from	LMD	BUC	Period by Period Scoring					
			Turnovers	4	20		1st	2nd	3rd	4th	TOT
Best Scoring Run	8 (3 rd 0:01)	15 (1 st 0:58)	Paint	22	36						
Lead Changes	3	1	Second Chance	9	14	LMD	9	13	22	12	56
Times Tied	0		Fast Breaks	2	9						
Time with Lead	03:18	36:20	Bench	17	11	BUC	20	12	16	26	74

GAME 28 -- BUCKNELL 56, LAFAYETTE 45



Official Basketball Box Score - Final
Bucknell at Lafayette
02/28/24 Army Sports Center, West Point
2023-24 Women's Basketball

Game Time: 6:00 PM
Game Duration: 1:43
Attendance: 391



Official Basketball Box Score - Final
Bucknell at Lafayette
02/28/24 Army Sports Center, West Point
2023-24 Women's Basketball

Game Time: 12:00 PM
Game Duration: 1:42
Attendance: 937

Records: 12-18 (8-8)												
NO. NAME	Min	FG M-A	3P M-A	FT M-A	Rebounds OR DR TOT	Fouls PF FD	TP	AS	TO	ST	Blocks BS BA	+/-
0 Emma Theodorsson	F 32:00	5-19	1-4	5-5	3 5 8	0 3	16	1	1	0	0 2 11	
12 Ashley Softlikanich	F 34:39	5-10	0-0	3-7	1 3 4	2 6	13	4	3	0	1 0 7	
13 Grace Sullivan	F 29:54	5-11	0-0	0-4	5 9 3	3 1	10	1	0	2	0 2 10	
1 Ashley O'Connor	G 33:50	1-6	0-3	0-0	0 3 3	2 1	2	0	2	2	1 0 14	
11 Blake Matthews	G 36:57	7-9	1-1	0-0	0 5 5	0 0	15	4	1	3	0 0 12	
10 Isabella King	17:45	0-2	0-2	0-0	0 4 4	1 1	0	0	0	1	0 0 23	
33 Julie Kulesza	04:00	0-0	0-0	0-0	0 0 0	1 1	0	0	1	0	0 0 23	
10 Kevin Rubens	06:10	0-0	0-0	0-0	0 0 0	1 1	0	0	0	0	0 0 23	
2 Rosie Sabino	03:03	0-1	0-0	0-0	0 0 0	0 0	0	0	0	0	0 0 -1	
2 Sophie Scognamiglio	00:43	0-0	0-0	0-0	0 0 0	0 0	0	0	0	0	0 0 0	
Team					1 1 2	0	0	0	0	0		
Totals		23.67	2.10	8.12	9 26 33	9 12	50	11	8	9	2 4 11	



2023-24 Bucknell Women's Basketball
Combined Team Statistics
All games

Page 1/1
as of Mar 18, 2024

Game Records

	Overall	Home	Away	Neutral
Record	13-17	8-7	5-10	0-0
ALL GAMES				
CONFERENCE	9-8	4-5	5-4	0-0
NON-CONFERENCE	4-8	4-2	0-6	0-0

Score by Periods

Team	1st	2nd	3rd	4th	OT	TOT
Bucknell	397	394	411	474	2	1678
Opponents	424	447	471	482	13	1837

Team Stats

No.	Player	Total			3-Point			F-Throw			Rebounds			PF			STL			PTS		
		GP-GS	MIN	AVG	FG-FGA	FG%	3FG-3FGA	3FG%	FT-FTA	FT%	OFF	DEF	TOT	AVG	PF	DQ	A	TO	BLK	STL	PTS	AVG
0	THEODORSSON, Emma	29-28	879:16	30.3	133-347	.383	28-92	.304	87-111	.784	27	139	166	5.7	55	2	55	54	10	11	381	13.1
12	SOFILKANICH, Ashley	30-27	864:27	28.8	136-304	.447	1-3	.333	98-146	.671	66	124	190	6.3	83	1	35	62	59	30	371	12.4
13	SULLIVAN, Grace	23-19	534:33	23.2	85-159	.535	0-1	.000	38-48	.792	47	68	115	5.0	50	1	19	38	14	16	208	9.0
11	MATTHEWS, Blake	29-23	818:18	28.2	70-209	.335	6-43	.140	43-58	.741	5	110	115	4.0	42	0	82	64	3	45	189	6.5
10	KING, Isabella	30-15	767:10	25.6	56-155	.361	28-99	.283	36-45	.800	15	68	83	2.8	45	0	33	37	9	22	176	5.9
1	O'CONNOR, Ashley	30-25	881:44	29.4	63-205	.307	38-110	.345	9-10	.900	2	53	55	1.8	47	1	45	70	9	17	173	5.8
4	DINGLER, Caroline	9-9	280:33	31.2	17-38	.447	2-10	.200	11-18	.611	2	19	21	2.3	16	0	14	25	2	7	47	5.2
22	SABINO, Sophia	18-2	136:09	7.6	9-22	.409	5-13	.385	7-12	.583	0	13	13	0.7	8	0	13	20	1	3	30	1.7
31	DAVIS, Nicole	16-0	126:37	7.9	9-27	.333	0-0	.000	7-9	.778	2	13	15	0.9	16	0	8	16	1	3	25	1.6
33	KULESZA, Julie	30-0	401:27	13.4	12-47	.255	9-28	.321	11-14	.786	7	30	37	1.2	31	1	18	17	2	15	44	1.5
20	REINBEAU, Kaylee	30-2	283:52	9.5	10-29	.345	3-14	.214	4-8	.500	10	48	58	1.9	28	0	8	15	0	10	27	0.9
2	SCOGNAMIGLIO, Rosie	13-0	50:55	3.9	2-10	.200	1-8	.125	2-2	1.000	1	4	5	0.4	2	0	3	1	0	2	7	0.5
Team											40	65	105					34				
Total		30	6025		602-1552	.388	121-421	.287	353-481	.734	224	754	978	32.6	423	6	333	453	110	181	1678	55.9
Opponents		30	6025		700-1768	.396	164-555	.295	273-393	.695	334	753	1087	36.2	478	13	400	387	104	266	1837	61.2

Team Statistics

	BUCK	OPP
Scoring	1678	1837
Points per game	55.9	61.2
Scoring margin	-5.3	-
Field goals-att	602-1552	700-1768
Field goal pct	.388	.396
3 point fg-att	121-421	164-555
3-point FG pct	.287	.295
3-pt FG made per game	4.0	5.3
Free throws-att	353-481	273-393
Free throw pct	.734	.695
F-Throw made per game	11.8	9.1
Rebounds	978	1087
Rebounds per game	32.6	36.2
Rebounding margin	-3.6	-
Assists	333	400
Assists per game	11.1	13.3
Turnovers	453	387
Turnovers per game	15.1	12.9
Turnover margin	-2.2	-
Assists/turnover ratio	0.7	1.0
Steals	181	266
Steals per game	6.0	8.9
Blocks	110	104
Blocks per game	3.7	3.5
Winning streak	1	-
Home win streak	1	-
Attendance	6740	19487
Home games-avg/home	23-449	13-1286
Neutral site-avg/home	-	0-0

Team Results

Date	Opponent	Score	Att.
11/07/2023	at Penn St.	L 51-94	1977
11/11/2023	at Temple	L 53-77	1101
11/15/2023	FDU	W 49-44	1267
11/19/2023	at Louisville	L 44-77	7383
11/21/2023	at Western Ky.	L 45-63	2214
11/24/2023	Robert Morris	W 68-54	310
11/28/2023	Saint Joseph's	L 46-71	287
12/02/2023	Cornell	L 53-58	319
12/05/2023	at Mount St. Mary's	L 46-55	544
12/17/2023	Merrimack	W 64-44	286
12/21/2023	at Marquette	L 39-67	2240
01/03/2024	at Holy Cross	L 54-69	302
01/06/2024	at American	L 47-58	394
01/10/2024	Lehigh	L 63-69	462
01/13/2024	at Colgate	L 46-71	206
01/17/2024	Boston U.	W 61-52	223
01/20/2024	Lafayette	W 65-58	437
01/24/2024	at Navy	L 48-59	585
01/27/2024	Army West Point	L 66-75	571
01/31/2024	at Loyola Maryland	W 61-59	242
02/04/2024	American	W 61-47	667
02/10/2024	at Boston U.	W 71-60	848
02/14/2024	at Lehigh	W 54-49	503
02/17/2024	Colgate	L 55-59	391
02/21/2024	Holy Cross	Lot 47-58	316
02/24/2024	at Army West Point	W 65-63	611
02/28/2024	Loyola Maryland	W 74-56	391
03/02/2024	at Lafayette	W 56-45	337
03/06/2024	Navy	L 49-55	394
03/09/2024	American	W 77-71	419



2022-23 Bucknell Women's Basketball Combined Team Statistics All games

Page 1/1
as of Nov 06, 2023

Game Records

Record	Overall	Home	Away	Neutral
ALL GAMES	13-17	7-7	6-10	0-0
CONFERENCE	9-9	4-5	5-4	0-0
NON-CONFERENCE	4-8	3-2	1-6	0-0

Score by Periods

Team	1st	2nd	3rd	4th	OT	TOT
Bucknell	385	424	450	425	24	1708
Opponents	402	467	420	458	30	1777

Team Box Score

No.	Player				Total		3-Point		F-Throw		Rebounds											
		GP-GS	MIN	AVG	FG-FGA	FG%	3FG-3FGA	3FG%	FT-FTA	FT%	OFF	DEF	TOT	AVG	PF	DQ	A	TO	BLK	STL	PTS	AVG
3	COLLINS, Cecelia	22-21	734:44	33.4	113-259	.436	15-44	.341	70-94	.745	9	66	75	3.4	53	0	66	48	4	17	311	14.1
52	SHAFFER, Emma	30-30	854:44	28.5	118-267	.442	0-0	.000	79-143	.552	95	184	279	9.3	71	1	70	67	22	24	315	10.5
14	JOHNSON, Tai	30-19	848:55	28.3	99-215	.460	4-24	.167	44-58	.759	5	84	89	3.0	48	0	48	69	3	9	246	8.2
10	KING, Isabella	30-26	813:25	27.1	79-189	.418	38-110	.345	23-29	.793	11	78	89	3.0	42	0	34	32	4	19	219	7.3
0	THEODORSSON, Emma	27-21	651:22	24.1	75-198	.379	17-68	.250	28-33	.848	3	100	103	3.8	48	0	21	42	7	11	195	7.2
1	SISSelman, Remi	29-8	626:01	21.6	58-162	.358	28-103	.272	25-34	.735	9	53	62	2.1	29	0	18	35	4	14	169	5.8
13	SULLIVAN, Grace	28-0	327:30	11.7	37-89	.416	0-0	.000	19-23	.826	21	55	76	2.7	33	0	15	29	17	8	93	3.3
33	KULESZA, Julie	28-3	353:11	12.6	20-60	.333	7-30	.233	15-20	.750	6	16	22	0.8	22	0	15	10	2	3	62	2.2
20	REINBEAU, Kaylee	14-3	141:04	10.1	9-21	.429	6-15	.400	2-2	1.000	1	19	20	1.4	10	0	4	7	1	2	26	1.9
11	MATTHEWS, Blake	18-8	193:46	10.8	12-46	.261	4-15	.267	5-7	.714	6	35	41	2.3	11	0	13	24	0	4	33	1.8
4	DINGLER, Caroline	29-11	510:02	17.6	13-42	.310	2-9	.222	8-12	.667	6	47	53	1.8	23	0	26	27	5	7	36	1.2
44	KLAG, Grace	4-0	04:18	1.1	1-1	1.000	0-0	.000	0-0	.000	0	1	1	0.3	0	0	0	1	0	0	2	0.5
31	DAVIS, Nicole	9-0	21:31	2.4	0-3	.000	0-1	.000	1-4	.250	0	0	0	0.0	2	0	2	1	1	2	1	0.1
Team											36	54	90				18					
Total		30	6081		634-1552	.409	121-419	.289	319-459	.695	208	792	1000	33.3	392	1	332	410	70	120	1708	56.9
Opponents		30	6075		688-1765	.390	152-490	.310	249-328	.759	277	751	1028	34.3	475	7	336	359	90	191	1777	59.2

Team Statistics

	BUCK	OPP
Scoring	1708	1777
Points per game	56.9	59.2
Scoring margin	-2.3	-
Field goals-att	634-1552	688-1765
Field goal pct	.409	.390
3 point fg-att	121-419	152-490
3-pt FG pct	.289	.310
3-pt FG made per game	4.0	5.1
Free throws-att	319-459	249-328
Free throw pct	.695	.759
F-Throws made per game	10.6	8.3
Rebounds	1000	1028
Rebounds per game	33.3	34.3
Rebounding margin	-0.9	-
Assists	332	336
Assists per game	11.1	11.2
Turnovers	410	359
Turnovers per game	13.7	12.0
Turnover margin	-1.7	-
Assist/turnover ratio	0.8	0.9
Steals	120	191
Steals per game	4.0	6.4
Blocks	70	90
Blocks per game	2.3	3.0
Winning streak	0	-
Home win streak	1	-
Attendance	7233	10531
Home games-avg/home	14-017	10-028
Neutral site-avg/home	-	0-0

Team Results

Date	Opponent	Score	Att.
11/07/2022	at Saint Joseph's	L 49-66	474
11/11/2022	at Virginia Tech	L 41-67	2268
11/16/2022	FDU	L 49-62	444
11/19/2022	at Cornell	Wet 65-58	109
11/22/2022	Iona	W 55-52	1024
11/25/2022	at Syracuse	L 48-65	1363
11/27/2022	Temple	L 62-77	356
11/30/2022	St. Bonaventure	W 59-44	354
12/03/2022	Stony Brook	W 64-58	366
12/06/2022	at Penn	Lot 62-68	327
12/09/2022	at Buffalo	L 51-58	1397
12/30/2022	Holy Cross	L 45-62	509
01/02/2023	at Boston U.	L 47-68	275
01/05/2023	at Lehigh	L 51-64	430
01/08/2023	Lafayette	W 56-44	508
01/11/2023	at Loyola Maryland	W 56-50	200
01/14/2023	Colgate	Lot 57-64	722
01/18/2023	Army West Point	L 43-52	448
01/21/2023	at Holy Cross	L 50-69	354
01/25/2023	at Navy	W 67-49	415
01/28/2023	Loyola Maryland	W 73-37	699
02/04/2023	at Army West Point	W 60-50	598
02/08/2023	Navy	W 70-49	455
02/11/2023	at Colgate	W 50-44	595
02/15/2023	at American	W 64-52	269
02/18/2023	Boston U.	L 57-66	563
02/22/2023	Lehigh	L 72-84	373
02/25/2023	at Lafayette	L 61-69	772
03/01/2023	American	W 69-66	412
03/05/2023	at Lehigh	L 55-63	685