

MASTODON



BASKETBALL

@MastodonMBB

#FeelTheRumble

SCHEDULE/RESULTS OCTOBER

30 (WED) NOTRE DAME (EXH.) L, 91-54

NOVEMBER (3-1)

4 (MON) BLUFFTON ^ W, 99-47
8 (FRI) at UCF L, 75-68
12 (TUE) BETHUNE-COOKMAN W, 91-69
16 (SAT) SOUTHERN INDIANA W, 93-74
20 (WED) at Penn State 7 PM
25 (MON) vs. Drexel # 12:30 PM
26 (TUE) Radford or Chicago State # TBD
30 (SAT) at East Texas A&M 2 PM

DECEMBER (0-0)

5 (THU) at Detroit Mercy * 7 PM
8 (SUN) ROBERT MORRIS * 2 PM
11 (WED) IU INDIANAPOLIS * 7 PM
15 (SUN) at Eastern Michigan 2 PM
20 (FRI) DEFIANCE ^ 7 PM
22 (SUN) at Michigan 1 PM
29 (SUN) at Green Bay * 5 PM ET

JANUARY (0-0)

1 (WED) at Northern Kentucky * NOON
4 (JAN) YOUNGSTOWN STATE * 7 PM
8 (WED) MILWAUKEE * 7 PM
11 (SAT) DETROIT MERCY * 7 PM
15 (WED) at Wright State * 7 PM
22 (WED) at Oakland * 7 PM
25 (SAT) at IU Indianapolis * 2 PM
30 (THU) CLEVELAND STATE * 7 PM

FEBRUARY (0-0)

2 (SUN) at Milwaukee * 3 PM ET
5 (WED) WRIGHT STATE * 7 PM
8 (SAT) GREEN BAY * 7 PM
12 (WED) at Youngstown State * 6:30 PM
15 (SAT) at Robert Morris * 2 PM
21 (WED) OAKLAND * ^ 7 PM
27 (FRI) NORTHERN KENTUCKY* 7 PM

MARCH (0-0)

1 (SAT) at Cleveland State 3 PM
4 (TUE) Horizon League Championship TBD
6 (THU) Horizon League Championship TBD
10 (MON) Horizon League Championship TBD
11 (SAT) Horizon League Championship TBD
All Times Eastern * Horizon League
in Daytona Beach, Fla. ^ at Gates Sports Center
All home games on ESPN+

PURDUE FORT WAYNE REFERENCES

As a part of university changes beginning July 1, 2018, we respectfully ask to refer to any athletic-related subjects as "Purdue Fort Wayne" or the "Purdue Fort Wayne Mastodons." **PLEASE DO NOT IN ANY CONTEXT refer to any team as "IPFW" or "Indiana University - Purdue University Fort Wayne" as it no longer exists.** Please do not use "Lady 'Dons" when referring to women's teams.

Although we are officially the Mastodons, using 'Dons on second reference is also acceptable.



PURDUE FORT WAYNE MASTODONS

3-1

PENN STATE NITTANY LIONS

4-0

GAME NO. 5 BRYCE JORDAN CENTER NOVEMBER 20, 2024

Video: ESPN+
Radio: www.1380TheFan.com

'DONS & ENDS

// While the 'Dons and Nittany Lions have met only once previously in men's basketball, the two schools are quite familiar in a different sport on the hardwood: men's volleyball. The 'Dons and Penn State have played 63 times dating back to 1984. The 'Dons won the last meeting between the two teams: 3-2 (21-25, 26-24, 25-23, 18-25, 20-18) on Feb. 3, 2024 on Arnie Ball Court in Fort Wayne, Ind.

// The Mastodons are 24th in the nation in turnover margin at 6.5. The national leader is Wednesday's opponent, Penn State, at 10.8.

// The 'Dons have won 23 straight regular season home games against non-league opponents, a streak that started on Nov. 16, 2019 vs. Stetson.

// Eric Mulder is ninth in the nation in offensive rebounds per game (4.50).

// The Mastodons are seventh in the nation in free throw percentage (82.3 percent). Rasheed Bello is 41st in the nation at 93.8 percent.

// Maximus Nelson has opened the season shooting 50.0 percent (11-of-22) from three.

// Opponents are 27-of-100 (27.0 percent) from three.

// The 'Dons earned 50 total points from the free throw line last week, going 26-of-31 vs. Bethune-Cookman and 24-of-26 against Southern Indiana.

#	NAME	YR.	A QUICK NOTE...
0	Rasheed Bello	Sr.	Named the Horizon League Player of the Week (Nov. 18).
1	Jalen Jackson	Jr.	Drew 12 fouls vs. Bethune-Cookman (Nov. 12) to shoot 13-of-16 from the line.
2	Trey Lewis	R-So.	Had seven points at UCF (Nov. 8).
3	Quinton Morton-Robertson	Gr.	Has 14 assists and only four turnovers on the season.
4	Chris Morgan	R-So.	Recorded a field goal, rebound, assist and a steal vs. Bluffton (Nov. 4).
5	Johnathan DeJurnett	Gr.	Needs to play in one more game to reach 100 games played as a Mastodon.
7	Chandler Cuthrell	Sr.	The first ever Mastodon to wear the number 7.
10	Corey Hadnot II	So.	Is 7-of-7 from the free throw line.
11	Maximus Nelson	Jr.	23-of-22 field goal attempts this season have been 3-pointers.
13	Deangelo Elisee	R-Sr.	Scored 10 points in eight minutes off the bench in an exhibition vs. Notre Dame (Oct. 30).
24	Keaton Dukes	Jr.	Drained a pair of 3-pointers vs. Bluffton (Nov. 4).
32	Eric Mulder	Jr.	Has 18 of the team's 36 offensive rebounds this year.

Probable starters in bold

Likely to redshirt

6	De'Vion Lavergne	So.	Averaged 13.6 points, 2.9 rebounds and 3.0 assists at Lee Community College last season.
22	Mason ShROUT	Fr.	High school's first player to score over 2,000 points.
23	Jordan Lomax	Fr.	Averaged 13.5 points per game over three seasons at Brownsburg.

2024-25 STARTING LINEUPS

Game					
NOTRE DAME (EXH.)	Morton-Robertson	Bello	Nelson	Jackson	Mulder
BLUFFTON	Morton-Robertson	Bello	Nelson	Jackson	Mulder
at UCF	Morton-Robertson	Bello	Nelson	Jackson	Mulder
BETHUNE-COOKMAN	Morton-Robertson	Bello	Nelson	Jackson	Mulder
SOUTHERN IND.	Morton-Robertson	Bello	Nelson	Jackson	Mulder
BY GROUP					
3-1	Morton-Robertson	Bello	Nelson	Jackson	Mulder

VERSUS BIG TEN: 2-25

(B1G member at time of meeting)

SCHOOL (DATE)	SITE	SCORE
Michigan St (11/30/01)	A	L 68-81
Michigan (12/4/01)	A	L 62-91
Purdue (12/20/03)	A	L 69-80
Michigan St (11/25/05)	A	L 75-84
Purdue (12/20/05)	A	L 69-79
Penn St (12/28/05)	A	L 59-74
Michigan St (12/6/06)	A	L 43-80
Northwestern (2/11/06)	A	L 49-73
Wisconsin (11/11/07)	A	L 55-83
Michigan St (12/15/07)	A	L 57-79
Michigan St (11/19/08)	H	L 59-70
Purdue (12/22/08)	A	L 55-70
Wisconsin (11/15/09)	A	L 46-75
Michigan St (12/19/09)	A	L 58-80
Purdue (12/21/10)	A	L 52-77
Iowa (11/26/11)	A	L 72-82
Purdue (12/20/11)	A	L 56-81
Illinois (11/29/13)	A	L 55-57
Purdue (12/8/14)	A	L 46-63
Indiana (12/9/15)	A	L 65-90
Indiana (11/22/16)	H	W 71-68 OT
Indiana (12/18/17)	A	W 92-72
Ohio State (11/11/18)	A	L 61-107
Ohio State (11/22/19)	A	L 46-85
Minnesota (11/19/21)	A	L 49-78
Michigan (11/7/22)	A	L 56-75
Northwestern (11/18/22)	A	L 52-60

2024-25 HORIZON LEAGUE PRESEASON POLL

Pl.	Team (First-place votes)	Points
T1.	Milwaukee (15)	421
T1.	Purdue Fort Wayne (14)	421
3.	Northern Kentucky (4)	389
4.	Oakland (5)	345
5.	Wright State (4)	315
6.	Youngstown State (1)	272
7.	Cleveland State	252
8.	Green Bay	171
9.	RMU	148
10.	IU Indianapolis (1)	91
11.	Detroit Mercy	79

PURDUE FORT WAYNE MEDIA SERVICES

Derrick Sloboda, Assistant AD (MBB Contact)
Office: 260-481-0729 / Cell: 708-567-7874
Email: derrick.sloboda@pfw.edu
www.GoMastodons.com

MORE 'DONS AND ENDS:

// The 'Dons had only eight turnovers against Bethune-Cookman and only eight against Southern Indiana. The 'Dons recorded single-digit turnovers in 16 games last year.

// Rasheed Bello earned his second career Horizon League Player of the Week accolade on Monday (Nov. 18) after averaging 24.5 points, 2.5 steals, 2.0 assists and 2.0 rebounds in wins over Bethune-Cookman and Southern Indiana. He had a career-high 31 points vs. Bethune-Cookman.

// Notes on the Southern Indiana contest:

- Jalen Jackson notched a career-high with 29 points. He added four rebounds, three assists and three steals with no turnovers.
- The 'Dons never trailed in the contest.
- Eric Mulder finished a rebound short of a double-double at 10 points and nine rebounds.
- Nine 'Dons had a field goal.
- The 'Dons had only eight turnovers.

// Notes on the Bethune-Cookman contest:

- Rasheed Bello scored 31 points, a Mastodon career high. He also added five steals.
- The 'Dons made 26-of-31 free throws. The last time the 'Dons made 26 free throws in a game was last season Dec. 9 2023 vs. SEMO (26-of-41).
- Jalen Jackson drew 12 fouls, going 13-of-16 from the free throw line. His 13 free throws tied for fifth most in game in the program's NCAA Division I era.
- Eric Mulder finished with five offensive rebounds.
- Quinton Morton-Robertson matched a career high with seven rebounds while adding six assists. He attempted one 3-pointer. The last time he attempted one or zero 3-pointers in a game was vs. Robert Morris (Feb. 12, 2023).

// Notes on the UCF contest:

- The 'Dons kept UCF scoreless for the first 6:23 of the game.
- UCF made only two 3-pointers in the contest.
- Deangelo Elisee's first field goal of the season was a first half 3-pointer.
- Eric Mulder had 11 points and six offensive rebounds.
- The 'Dons led 64-60 with 6:57 left following a Rasheed Bello 3-pointer.

// Notes on the Bluffton contest:

- Six 'Dons finished in double-digits
- Eric Mulder earned his fourth career double-double
- Chandler Cuthrell recorded 12 points on 5-of-9 shooting with seven rebounds in his first game as a Mastodon.
- Trey Lewis had eight points and four assists in his first Mastodon contest.
- The 'Dons had 14 steals.

// Notes on the Notre Dame exhibition:

- Deangelo Elisee had 10 points in eight minutes off the bench.
- Corey Hadnot II took the Mastodons' most shot attempts in the game (9), playing a team-high 24 bench minutes.
- Jalen Jackson led the 'Dons with 13 points while adding four rebounds.
- Maximus Nelson, Quinton Morton-Robertson, Jalen Jackson, Eric Mulder and Rasheed Bello started.
- Minutes from newcomers Chandler Cuthrell (20) and Trey Lewis (13).

// Three Mastodon men's basketball home games could potentially being flexed to an ESPN2 or ESPNU broadcast. Jan 30 vs. Cleveland State, Feb. 21 vs. Oakland and Feb. 27 vs. Northern Kentucky. The Mastodons' road game at Cleveland State on March 1 is also a possibility for a broadcast.

// There are two recent name changes on the Mastodon schedule. Future opponent Texas A&M-Commerce changed their university name to East Texas A&M on November 7. Also the fairgrounds arena in Indianapolis, home of the Horizon League semifinals and championship, is now called Corteva Coliseum.

// The Mastodons are receiving votes in the latest CollegeInsider.com Mid-Major Top 25 Preseason Poll.

// The Mastodons were picked as co-favorites in the 2024-25 Horizon League Preseason Poll. Rasheed Bello and Jalen Jackson were picked as Preseason All-League First Team selections. Quinton Morton-Robertson was named to the second team. The 'Dons were the only team with three all-preseason picks.

// The Mastodons have had 22 players play professionally in the last 14 years.

// The 'Dons were one of only three teams in the Horizon League to play in the postseason last season. Oakland (NCAA Tournament) and Cleveland State (CBI) were the others.

// Purdue Fort Wayne has yet to record more turnovers than an opponent this season. Only three times last season did the 'Dons commit more turnovers than their opponent. The games came against Oakland twice and Tarleton State.

// Quinton Morton-Robertson made 105 3-pointers last season, second most in a season in school history. His total ranked 21st in the nation.

1. 125 - Max Landis (2015-16)

2. 105 - Quinton Morton-Robertson (2023-24)

// Thanks to the 5-0 start to the 2023-24 season, the 'Dons have had a winning streak of at-least four games in every season since 2009-10 except for one (2017-18). That is 14-of-15 seasons.

// The 'Dons partnered with Team IMPACT to add Bolton Richardson to the squad in 2023-24. Added to the team at a signing ceremony in July 2023, Bolton will be at games, practices and other team activities. He is back for his second season with the 'Dons in 2024-25.

JALEN JACKSON...:

// ... made 133 free throws last season, 8th in a single-season all-time in program history.

// ... raised his field goal percentage to 49.7 percent last season as a sophomore from 42.4 percent as a freshman at UIC.

// ... was named the MVP of the CIT's Jim Phelan Classic in a win at Bowling Green.

QUINTON MORTON-ROBERTSON...:

// ... made five 3-pointers in a game six times last season.

// ... was named the 2023 Arizona Tip-off MVP.

// ... was selected as the Horizon League Player of the Week (Nov. 20, 2023).

// MAXIMUS NELSON...:

// ... 178-of-195 field goal attempts last season were 3-point attempts.

// ... shot 37.7 percent from three last season, up from 34.2 percent at Valparaiso the year before.

// RASHEED BELLO...:

// ... put together a line of 13 points, 8 assists, 7 steals, 3 rebounds and 2 blocks vs. Northern Kentucky (Dec. 29, 2023). His steal total tied the program Division I era record for steals in a game. Some of the best individual steal performances in program history have come against Northern Kentucky. During the NCAA Division II era, Randy Spicer had eight steals against Northern Kentucky on Jan. 9, 1999.

// ... was selected as the Horizon League Player of the Week (Nov. 13, 2023) after helping the 'Dons to a 3-0 start to the season last year including a win over DePaul.

// ... was named to the 2023 Arizona Tip-off All-Tournament Team.

// ERIC MULDER...:

// ... averaged 7.4 rebounds last season, up from 2.2 as a freshman.

// ... made game-winning shots in the final minute of 2024 CIT wins at Bowling Green and at Tarleton State.

// COREY HADNOT II...:

// ... earned five Horizon League Freshman of the Week honors last season.

2024-25 SPECIALTY STATS

	In The Paint	Fast Break	Off Turnovers	Bench	2nd Chance
NOTRE DAME (EXH.)	26	8	12	25	3
BLUFFTON	58	26	33	43	10
at UCF	40	4	7	21	11
BETHUNE-COOKMAN	30	19	30	23	13
SOUTHERN INDIANA	30	11	17	15	9
at Penn State					

SHOE BLOCK

Rasheed Bello blocked a shot with his shoe on Dec. 6, 2023 at Southern Indiana. Not joking. His shoe came off when playing defense in the second half and as he carried around his shoe he defended a shot attempt and blocked the shot... with his shoe. Yes it is legal as long as he doesn't throw the shoe. The viral clip made ESPN's SportsCenter, F51, CNN and local news in New York, Chicago, Houston and other major cities. (photo courtesy MaCabe Brown).



RECORD WHEN...

2024-25 UnderCoffman

Overall	3-1	182-143
Home	3-0	112-41
Road	0-1	61-89
Neutral	0-0	9-12
In overtime	0-0	12-6
Wins Tip	3-0	122-81
Scores First	3-1	115-63
Leads at half	3-0	155-34
Trails at half	0-1	22-103
Tied at half	0-0	5-4
Shoots 50% or better	2-0	94-20
Shoots less than 50%	1-0	88-121
Shoots better than opponent	2-1	146-39
Shoots equal to opponent	0-0	1-1
Shoots worse than opponent	1-0	36-114
Has more FTs made than opp.	3-0	125-63
Has equal FTs made	0-0	6-2
Has fewer FTs made than opp.	0-1	51-79
Outrebounds opp.	3-0	111-39
Is outrebounded	0-1	63-97
Has equal rebounds	0-0	8-6
Has more TOs than opp.	0-0	52-82
Has equal TO as opp.	0-1	12-9
Has fewer TO's than opp.	3-0	118-52
Scores more bench points	2-1	103-49
Equal bench pts.	0-0	7-9
Scores fewer bench points	1-0	72-86
Makes 5+ 3-Pt. shots	3-1	170-135
No player fouls out	3-0	150-102
1+ player fouls out	0-1	30-50
Plays in November	3-1	48-26
Plays in December	0-0	42-26
Plays in January	0-0	41-40
Plays in February	0-0	42-34
Plays in March	0-0	9-16
Plays during the day	0-0	52-34
Plays at night	3-1	130-109
Plays on Sunday	0-0	20-16
Plays on Monday	1-0	12-8
Plays on Tuesday	1-0	16-9
Plays on Wednesday	0-0	27-18
Plays on Thursday	0-0	35-21
Plays on Friday	0-1	14-24
Plays on Saturday	1-0	58-47
Out-Scores Opponent	3-0	182-0
Is Out-Scored	0-1	0-143
Margin is 5 points or less	0-0	45-39
Margin is between 6-10	0-1	40-46
Margin is between 11-20	1-0	50-40
Margin is more than 20	2-0	46-18
Scores 59 or less	0-0	2-32
Scores 60-69	0-1	15-47
Scores 70-79	0-0	51-38
Scores 80-89	0-0	58-20
Scores 90-99	3-0	34-4
Scores 100+	0-0	22-1
Opponent scores 59 or less	1-0	39-2
Opponent scores 60-69	1-0	69-23
Opponent scores 70-79	1-1	41-48
Opponent scores 80-89	0-0	25-44
Opponent scores 90-99	0-0	7-22
Opponent scores 100+	0-0	2-4

RANKS IN PROGRAM HISTORY**POINTS**

1.	2,164	Jarred Godfrey (152 games)	2018-23
2.	2,065	John Konchar (133 games)	2014-19
3.	1,841	Frank Gaines (123 games)	2008-13
4.	1,765	Sean Gibson (112 games)	1989-93
5.	1,522	Mo Evans (118 games)	2013-17
6.	1,477	Bruce Roland (77 games)	1986-89
7.	1,450	Nick Wise (85 games)	1999-02
8.	1,400	Ben Botts (122 games)	2007-11
	1,349	Kason Harrell (115 games)	2015-19
10.	1,278	Bryson Scott (66 games)	2015-18

MADE FIELD GOALS

1.	759	John Konchar (133 games)	2014-19
2.	743	Jarred Godfrey (152 games)	2018-23
3.	608	Bruce Roland (77 games)	1986-89
4.	601	Frank Gaines (123 games)	2008-13
5.	588	Sean Gibson (112 games)	1989-93
6.	520	Mo Evans (118 games)	2013-17
7.	503	Nick Wise (85 games)	1999-02
8.	491	Kason Harrell (115 games)	2015-19
9.	468	Ben Botts (122 games)	2007-11
10.	457	David Simon (83 games)	2002-05

MADE 3-POINT FIELD GOALS

1.	266	Mo Evans (118 games)	2013-17
2.	261	Jarred Godfrey (153 games)	2018-23
3.	246	Nick Wise (85 games)	1999-02
4.	237	Ben Botts (122 games)	2007-11
5.	234	Kason Harrell (115 games)	2015-19
6.	210	DeWitt Scott (87 games)	2005-08
7.	198	Deonte Billups (120 games)	2019-23
8.	193	John Konchar (133 games)	2014-19
9.	184	Bobby Planutis (88 games)	2020-23
10.	171	Zach Plackemeier (122 games)	2007-11

MADE FREE THROWS

1.	557	Sean Gibson (112 games)	1989-93
2.	500	Frank Gaines (123 games)	2008-13
3.	417	Jarred Godfrey (152 games)	2018-23
4.	354	John Konchar (133 games)	2014-19
5.	320	David Simon (83 games)	2002-05
6.	290	Bryson Scott (66 games)	2015-18
7.	262	Gary Rinard (51 games)	1980-82
8.	245	Bruce Roland (77 games)	1986-89
	245	Joe Reed (132 games)	2012-16
10.	243	Richard Ivy (106 games)	1984-88

ASSISTS

1.	913	Lawrence Jordan	1985-86, 87-90
2.	554	John Konchar	2014-19
3.	478	Jarred Godfrey	2018-23
4.	466	Mo Evans	2013-17
5.	433	Randy Spicer	1996-00
6.	401	DeAngelo Woodall	1999-03
7.	362	Zach Plackemeier	2007-11
8.	306	Andre Walton	1991-93
9.	295	Russ Marcinek	1992-95
10.	283	Brad Noll	1999-03

STEALS

1.	324	Lawrence Jordan	1985-86, 87-90
2.	272	John Konchar	2014-19
3.	217	Jarred Godfrey	2018-23
4.	213	DeAngelo Woodall	1999-03
5.	210	Bruce Roland	1986-89
6.	148	Randy Spicer	1996-00
7.	146	Mo Evans	2013-17
8.	137	Sean Gibson	1989-93
	131	Isaiah McCray	2011-15
10.	130	Frank Gaines	2008-13

REBOUNDS

1.	1,150	John Konchar (309o-841d)	2014-19
2.	965	Sean Gibson (275o-690d)	1989-93
3.	650	Jarred Godfrey (65o-581d)	2018-23
4.	623	David Simon (200o-423d)	2002-05
5.	606	Jim Morlan	1983-87
6.	602	Joe Reed (235o-367d)	2012-16
7.	561	Frank Gaines (140o-421d)	2008-13
8.	540	Ra Kpedi (241o-293d)	2020-23
9.	502	Richard Ivy (51o-451d)	1984-88
10.	491	Bruce Roland (160o-331d)	1986-89

SINGLE-GAME STATISTICAL LEADERS2024-25 Career
(Record in such games in)**TEAM LEADER IN POINTS**

Rasheed Bello	2 (2-0)	13 (6-7)
Q. Morton-Robertson	1 (0-1)	10 (6-4)
Jalen Jackson	1 (1-0)	13 (11-2)
Eric Mulder	1 (0-1)	2 (1-1)

TEAM LEADER IN REBOUNDS

Eric Mulder	3 (2-1)	26 (17-9)
Johnathan DeJurnett	0 (0-0)	2 (1-1)
Q. Morton-Robertson	0 (0-0)	4 (3-1)
Jalen Jackson	1 (0-1)	6 (3-3)
Maximus Nelson	0 (0-0)	1 (1-0)
Rasheed Bello	0 (0-0)	1 (1-0)

TEAM LEADER IN ASSISTS

Rasheed Bello	1 (1-0)	24 (16-8)
Q. Morton-Robertson	2 (2-0)	9 (8-1)
Jalen Jackson	1 (0-1)	11 (6-5)
Corey Hadnot II	0 (0-0)	1 (1-0)

TEAM LEADER IN STEALS

Trey Lewis	1 (1-0)	1 (1-0)
Q. Morton-Robertson	0 (0-0)	16 (9-7)
Eric Mulder	0 (0-0)	8 (5-3)
Rasheed Bello	2 (1-1)	13 (8-5)
Jalen Jackson	1 (1-0)	12 (6-6)
Maximus Nelson	0 (0-0)	1 (0-1)
Corey Hadnot II	0 (0-0)	1 (1-0)

TEAM LEADER IN BLOCKS

Jalen Jackson	2 (1-1)	8 (5-3)
Johnathan DeJurnett	0 (0-0)	16 (12-4)
Eric Mulder	2 (2-0)	23 (18-5)
Q. Morton-Robertson	0 (0-0)	2 (2-0)
Maximus Nelson	1 (0-1)	2 (1-1)
Rasheed Bello	1 (1-0)	6 (4-2)
Corey Hadnot II	0 (0-0)	7 (5-2)
Deangelo Elisee	1 (0-1)	1 (0-1)

In the event of a statistical tie all players are
credited with win or loss.**2024-25 DUNKS**

Eric Mulder	5
Trey Lewis	1
Chandler Cuthrell	1

2024-25 UNI-WATCH**RECORD WHEN WEARING...**

White (Mastodons text)	1-0
White (The Fort text)	1-0
Black (Mastodons cursive text)	0-1
Grey (Mastodons text)	1-0
Gold (Purdue Fort Wayne text)	0-0

THE LAST TIME IT HAPPENED ...

SCORING

Scored 20-24 points: Rasheed Bello (21), at Tarleton St., 3/25/24
Scored 25-29 points: Jalen Jackson (29), vs. Southern Indiana, 11/16/2024
Scored 30-39 points: Rasheed Bello (31), vs. Bethune-Cookman, 11/13/2024
Scored 40 points: Jarred Godfrey (41), vs. UIC, 1/8/21
Exactly Two players scored 20 points: Rasheed Bello (22) Jalen Jackson (21), vs. Cleveland State, 2/7/24
Exactly Three players scored 20 points: Quinton Morton-Robertson (26), Jalen Jackson (24), Rasheed Bello (23), vs. Wright State, 1/6/24
Exactly Four in double figures: Jalen Jackson (29), Rasheed Bello (18), Quinton Morton-Robertson (12), Eric Mulder (10), vs. Southern Indiana, 11/16/2024
Exactly Five in double figures: Jalen Jackson (10), Quinton Morton-Robertson (10), Rasheed Bello (21), Eric Mulder (10), Anthony Roberts (13), at Tarleton St., 3/25/24
Exactly Six in double figures: Rasheed Bello (16), Eric Mulder (14), Corey Hadnot II (13), Maximus Nelson (12), Chandler Cuthrell (12), Jalen Jackson (10), vs. Bluffton, 11/4/24
Exactly Seven in double figures: John Konchar (16), Jarred Godfrey (16), Matt Holba (15), Kason Harrell (14), Marcus DeBerry (14), Dee Montgomery (11), Matt Weir (11), at Eastern Illinois, 11/28/18
Exactly Eight in double figures: Jalen Jackson (21), Anthony Roberts (17), Rasheed Bello (17), Maximus Nelson (15), Corey Hadnot II (12), Johnathan DeJurnett (12), Eric Mulder (10), Khoi Thurmon (10) vs. Andrews, 11/9/23
Mastodons scored 50 points/half: 55 (2nd), at Youngstown State, 1/10/24
Mastodons scored 100 points: 130, vs. Andrews, 11/9/23
Mastodons scored less than 20 points/half: 17 (1st), at Pitt, 12/20/23
Mastodons scored less than 30 points/half: 27 (1st), at Oakland, 3/7/24
Mastodons scored less than 50 points/game: 48, at Pitt, 12/20/23

FIELD GOAL SHOOTING

Mastodons shot 60 percent/half: 65.86% (2nd), vs. Detroit Mercy, 12/31/23
Mastodons shot 70 percent/half: 70.0%, (2nd), at IUPUI, 2/10/24
Mastodons shot 60 percent/game: 60.3%, at IUPUI, 2/10/24
Mastodons shot under 20 percent/half: 19.2%, at UIC, 12/7/19
Mastodons shot under 30 percent/half: 28.6%, vs. Detroit Mercy, 2/4/23
Mastodons shot under 30 percent/game: 29.6%, at Michigan, 11/7/22
Mastodons shot under 40 percent/game: 38.3%, at Oakland, 3/7/24
Mastodons shot under 40 percent/game and won: 34.9%, at So. Indiana, 12/6/23
Opponent shot over 60 percent/game: Wright State, 69.2%, 12/2/21

3-POINTERS

Made exactly 5 3-pointers: Anthony Roberts, at Green Bay, 2/23/24
Made exactly 6 3-pointers: Quinton Morton-Robertson, at RMU, 1/14/24
Made exactly 7 3-pointers: Deonte Billups, vs. IUPUI, 1/25/23
Made exactly 8 3-pointers: Quinton Morton-Robertson, vs. Manchester, 11/14/22
Made exactly 9 3-pointers: Max Landis, at Omaha, 1/16/16
Made 10 or more 3-pointers: Max Landis (11), at South Dakota, 2/4/16
Mastodons made 15 3-pointers: 17, at Oakland, 12/2/23
Mastodons did not make a 3-pointer: 0-of-9 vs. Miami (OH), 12/21/03
Mastodons did not make 5 3-pointers: 3-of-20 vs. Northern Ky., 3/7/22
Mastodons attempted 10 or fewer 3-pointers: 10, vs. Green Bay, 1/5/23
Mastodons attempted 30 3-pointers: 32, at Oakland, 3/7/24
Mastodons attempted 40 3-pointers: 45, vs. Michigan-Dearborn, 1/17/22
Mastodons shot 60 percent 3FG (min. 10 att.): 65.4% (17-of-26), at Oakland, 12/2/23
Opponents made 1 or 0 3-pointers: 1, at IUPUI, 2/10/24

FREE THROWS

Made 10 of 10 or better: Jarred Godfrey, (11-11), vs. Green Bay, 1/5/23
Made 14 of 14 or better: Frank Gaines, (14-14), vs. Omaha, 1/5/13
Made 10 FTs: Jalen Jackson (13-16), vs. Bethune-Cookman
Made 15 FTs: Bryson Scott (15-16), vs. NDSU, 1/20/18
Mastodons shot 85 percent (min. 10 atts): 85.7% (24-28), vs. S. Ind., 11/16/24
Mastodons shot 90 percent (min. 10 atts): 90.9% (10-11), at BGSU, 3/20/24
Mastodons shot 100 percent (min. 10 atts): (16-16) vs. Wright State, 12/2/21
Mastodons made 25-29 FTs: (26-31), vs. Bethune-Cookman, 11/12/24
Mastodons made 30 FTs: (32-37), vs. Olivet, 12/28/17
Mastodons shot under 50 percent: 33.3% (1-3), at Oakland, 2/24/22
Mastodons made less than five FTs: 3 (3-6), at Pitt, 12/20/23
Mastodons attempted 40 free throws: (26-41), vs. SEMO, 12/9/23
Mastodons attempted 50 free throws: (32-57), vs. UTPA, 11/16/12
Mastodons attempted less than five FTs: 3, at Oakland, 2/24/22
Mastodons attempted less than 10 FTs: 7, at UCF, 11/8/24

OTHER

Last four-point play: Quinton Morton-Robertson, at YSU, 1/10/24 (2nd)

REBOUNDING

Had 10 rebounds: Eric Mulder (11), vs. Bluffton, 11/4/24
Had 15 rebounds: Eric Mulder (15), at Tarleton St., 3/25/24
Had 20 rebounds: Matt Shepherd (21), vs. Metropolitan U-Puerto Rico, 12/23/00
Had 10 rebounds in two consecutive games: Anthony Roberts (10 vs. Texas A&M-Commerce, 11/12/23 & 10 vs. N. Arizona, 11/17/23)
Had 10 rebounds in three consecutive games: John Konchar (10 vs. IUPUI, 12/18/18, 10 vs. Siena Heights, 12/20/18, 13 at North Dakota, 12/29/18)
Had 10 rebounds in four consecutive games: John Konchar (11 at Eastern Illinois, 11/28/18; 12 vs. UMKC, 12/1/18; 11 vs. Akron, 12/5/18; 14 at Miami (OH), 12/8/18)
Had 10 rebounds in five consecutive games: John Konchar (13 at South Dakota, 1/14/16; 12 at Omaha, 1/16/16; 19 vs. North Dakota State, 1/21/16; 12 vs. IUPUI, 1/23/16; 14 at Oral Roberts, 1/28/16)

DOUBLE-DOUBLES

Last Player: Eric Mulder (14p, 11r), vs. Bluffton, 11/4/24
Had double-double in two consecutive games: Anthony Roberts (17p, 10r) vs. Texas A&M-Commerce, 11/12/23 & (13p, 10r) vs. N. Arizona, 11/17/23
Had double-double in three consecutive games: John Konchar (30p, 10r) vs. IUPUI; 12/18/18, (30p, 10r) vs. Siena Heights; 12/20/18, (18p, 13p) at North Dakota, 12/29/18
Had double-double in four consecutive games: John Konchar (16p, 11r) at Eastern Illinois, 11/28/18, (17p, 12r) vs. UMKC, 12/01/18, (13p, 11r) vs. Akron, 12/5/18; (28p, 14r), at Miami (OH), 12/8/18)
Had double-double in five consecutive games: John Konchar (22p, 13r) at South Dakota State, 1/14/16; (27p, 12r), at Omaha, 1/16/16; (10p, 19r) vs. North Dakota State, 1/21/16; (14p, 12r) vs. IUPUI, 1/23/16; (16p, 14r) at Oral Roberts, 1/28/16

TRIPLE-DOUBLES

Last Player: John Konchar (18p, 10r, 10a) vs. South Dakota, 3/10/19

ASSISTS

Had exactly 8 assists: Rasheed Bello (8), at Norfolk State, 3/27/24
Had exactly 9 assists: Rasheed Bello (9), vs. South Dakota, 11/18/23
Had exactly 10 assists: John Konchar (10), vs. South Dakota, 3/10/19
Had 15 assists: Russ Marcinek (19), vs. IUPUI, 12/20/93
Had 10 assists in exactly two consecutive games: Mo Evans (11), at Austin Peay, 11/30/16 and (10), vs. Miami (OH), 12/3/16
Had 10 assists in three consecutive games: Mo Evans (10) vs. South Dakota, 2/8/17, (12), vs. Omaha, 2/11/17 and (11), vs. North Dakota State, 2/15/17
Mastodons had 20 assists: 20, vs. Robert Morris, 3/2/24
Mastodons had 25 assists: 30, vs. Andrews, 11/9/23
Mastodons had 30 assists: 30, vs. Andrews, 11/9/23
Mastodons had fewer than 10 assists: 8, at UCF, 11/8/24
Mastodons had 5 or fewer assists: 3, at Valparaiso, 12/18/10

BLOCKS

Blocked 5 shots: John Konchar (5), vs. Western Illinois, 2/14/18
Blocked 6 shots: Brent Calhoun (6), at Omaha, 1/7/17
Blocked 7 shots: Deilvez Yearby (7), vs. SIUE, 2/23/10
Blocked 8 shots: Deilvez Yearby (9), vs. UMKC, 1/16/10
Blocked 9 shots: Deilvez Yearby (9), vs. UMKC, 1/16/10
Mastodons blocked 10 shots: 11, vs. SIUE, 2/23/10
Mastodons blocked 0 shots: at Detroit Mercy, 2/17/24

STEALS

Had exactly 5 steals: Rasheed Bello (5), vs. Bethune-Cookman, 11/12/24
Had exactly 6 steals: Quintin Morton-Robertson (6), vs. Andrews, 11/9/23
Had exactly 7 steals: Rasheed Bello (7), vs. NKU, 12/29/23
Had exactly 8 steals: Randy Spicer (8), vs. Northern Kentucky, 1/9/99
Mastodons had 15 steals: 16, vs. Detroit Mercy, 12/31/23
Mastodons had 20 steals: 23, vs. Andrews, 11/9/23

TURNOVERS

Mastodons committed 5 or less: 4, at Green Bay, 2/23/24
Mastodons committed between 6-9: 8, vs. Southern Indiana, 11/16/24
Mastodons committed 20-24: 20, at Northern Ky., 3/27/24
Mastodons committed 25-29: 27 vs. Cleveland State, 12/19/20
Mastodons committed 30 or more: 31, vs. Southeastern Louisiana, 11/25/20

2024-25 PURDUE FORT WAYNE BASKETBALL ROSTER - NUMERICAL

#	Name	Pos.	Ht.	Wt.	Yr.	Hometown	High School / Previous School
0	Rasheed Bello	G	6-0	185	Sr.	Chicago, Ill.	DePaul Prep / UW-Parkside
1	Jalen Jackson	G	6-2	200	Jr.	Fort Wayne, Ind.	Northrop / UIC
2	Trey Lewis	G	6-6	200	R-So.	Ferndale, Mich.	Ferndale / Loyola Chicago
3	Quinton Morton-Robertson	G	5-8	155	Gr.	Radford, Va.	Radford / Radford
4	Chris Morgan	G	6-2	190	R-So.	Kaukauna, Wis.	Kaukauna
5	Johnathan DeJurnett	F	6-8	225	Gr.	Memphis, Tenn.	Lausanne Collegiate
6	De'Vion Lavergne	G	6-3	170	So.	Melville, La.	North Central / Lee
7	Chandler Cuthrell	F	6-8	220	Sr.	Baltimore, Md.	Baltimore City College / UTSA
10	Corey Hadnot II	G	6-3	175	So.	Atlanta, Ga.	Cypress Creek (Houston, Texas)
11	Maximus Nelson	F	6-8	215	Jr.	Appleton, Wis.	Appleton / Valparaiso
13	Deangelo Elisee	F	6-9	260	R-Jr.	Nassau, Bahamas	N. Florida Educational Institute / Triton
22	Mason Shrout	G	6-5	180	Fr.	Camden, Ohio	Preble Shawnee
23	Jordan Lomax	G	6-3	160	Fr.	Brownsburg, Ind.	Brownsburg
24	Keaton Dukes	G	6-3	170	Jr.	Syracuse, Ind.	Wawasee
32	Eric Mulder	F	6-8	225	Jr.	Oskaloosa, Iowa	Pella Christian

2024-25 PURDUE FORT WAYNE BASKETBALL ROSTER - ALPHABETICAL

#	Name	Pos.	Ht.	Wt.	Yr.	Hometown	High School / Previous School
0	Rasheed Bello	G	6-0	185	Jr.	Chicago, Ill.	DePaul Prep / UW-Parkside
7	Chandler Cuthrell	F	6-8	220	Sr.	Baltimore, Md.	Baltimore City College / UTSA
5	Johnathan DeJurnett	F	6-8	225	Sr.	Memphis, Tenn.	Lausanne Collegiate
24	Keaton Dukes	G	6-3	170	So.	Syracuse, Ind.	Wawasee
13	Deangelo Elisee	F	6-9	260	R-Jr.	Nassau, Bahamas	N. Florida Educational Institute / Triton
10	Corey Hadnot II	G	6-3	175	So.	Atlanta, Ga.	Cypress Creek (Houston, Texas)
1	Jalen Jackson	G	6-2	200	So.	Fort Wayne, Ind.	Northrop / UIC
6	De'Vion Lavergne	G	6-3	170	So.	Melville, La.	North Central / Lee
2	Trey Lewis	G	6-6	200	R-So.	Ferndale, Mich.	Ferndale / Loyola Chicago
23	Jordan Lomax	G	6-3	160	Fr.	Brownsburg, Ind.	Brownsburg
4	Chris Morgan	G	6-2	190	R-Fr.	Kaukauna, Wis.	Kaukauna
3	Quinton Morton-Robertson	G	5-8	155	R-Sr.	Radford, Va.	Radford / Radford
32	Eric Mulder	F	6-8	225	So.	Oskaloosa, Iowa	Pella Christian
11	Maximus Nelson	F	6-8	215	So.	Appleton, Wis.	Appleton / Valparaiso
22	Mason Shrout	G	6-5	180	Fr.	Camden, Ohio	Preble Shawnee

Head Coach: Jon Coffman (11th season)

Assistant Coaches: Ryan Sims, Adam Blaylock, Mike Wolf

Director of Player Development: Matthew Ambrose

Director of Analytics: Josh Kelly

Athletic Trainer: Dan Rosselli

ROSTER NOTES

// Back in 2024-25 from last season: 81.3 percent of minutes, 80.5 percent of points and 72.2 percent of rebounds.

// The 2024-25 roster features student-athletes from Indiana, Illinois, Maryland, Tennessee, Bahamas, Georgia, Louisiana, Michigan, Wisconsin, Virginia, Iowa and Ohio.

YEARS OF ELIGIBILITY REMAINING AFTER 2024-25

None: Quinton Morton-Robertson, Johnathan DeJurnett, Rasheed Bello

One: Keaton Dukes, Eric Mulder, Deangelo Elisee, Jalen Jackson, Maximus Nelson, Chadler Cuthrell

Two: Corey Hadnot II, Chris Morgan, Trey Lewis, De'Vion Lavergne

Three: Mason Shrout, Jordan Lomax

SAY MY NAME, SAY MY NAME

#5 Johnathan **Day** - JURN - Nae

#7 Chandler **COO** - Trull

#13 Deangelo **Eh** - LEE - say

CITY & HIGH SCHOOL PRONUNCIATIONS

Kaukauna = Kaw - KON - Uh

2024-25 MASTODONS



0 RASHEED BELLO
6-0 | G | Sr.
Chicago, Ill.



1 JALEN JACKSON
6-2 | G | Jr.
Fort Wayne, Ind.




2 TREY LEWIS
6-6 | G | R-So.
Ferndale, Mich.




**3 QUINTON
MORTON-ROBERTSON**
5-8 | G | Gr.
Radford, Va.



4 CHRIS MORGAN
6-2 | G | R-So.
Kaukauna, Wis.



5 JOHNATHAN DEJURNETT
6-8 | F | Gr.
Memphis, Tenn.



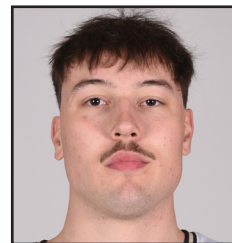
6 DE'VION LAVERGNE
6-3 | G | So.
Melville, La.



7 CHANDLER CUTHRELL
6-8 | F | Sr.
Baltimore, Md.



10 COREY HADNOT II
6-3 | G | So.
Atlanta, Ga.




11 MAXIMUS NELSON
6-8 | F | Jr.
Appleton, Wis.



13 DEANGELO ELISEE
6-9 | F | R-Sr.
Nassau, Bahamas




22 MASON SHROUT
6-5 | G | Fr.
Camden, Ohio



23 JORDAN LOMAX
6-3 | G | Fr.
Brownsburg, Ind.



24 KEATON DUKES
6-3 | G | Jr.
Syracuse, Ind.



32 ERIC MULDER
6-8 | F | Jr.
Oskaloosa, Iowa




JON COFFMAN
Head Coach
11th season




RYAN SIMS
Assistant Coach
15th season



ADAM BLAYLOCK
Assistant Coach
7th season



MIKE WOLF
Assistant Coach
6th season



MATTHEW AMBROSE
Director of
Player Development
1st season



DAN ROSSELLI
Assistant Athletic Director
for Sports Medicine
4th season

TEAM RANKINGS - NATIONAL AND HORIZON LEAGUE

Statistic	National Rank	Conference Rank	Value	National Leader	Value	Conference Leader	Value
Assist/Turnover Ratio (355 ranked)	180	3	1.20	Vanderbilt	2.63	Wright St.	1.37
Assists Per Game (355 ranked)	279	8	12.0	Kentucky	23.3	Wright St.	14.8
Bench Points per game (355 ranked)	163	4	25.50	Alabama A&M	54.25	Cleveland St.	29.40
Blocks Per Game (355 ranked)	123	5	4.0	UConn	10.7	Cleveland St.	5.6
Effective FG pct (355 ranked)	51	1	0.570	Texas Tech	0.675	Purdue Fort Wayne	0.570
Fastbreak Points (355 ranked)	80	2	15.00	Mercer	28.50	Milwaukee	22.33
Field Goal Percentage (355 ranked)	63	2	49.0	Tennessee	58.1	Wright St.	49.2
Field Goal Percentage Defense (355 ranked)	128	2	40.5	Tulane	32.1	Robert Morris	39.6
Fouls Per Game (355 ranked)	86	3	15.8	Creighton	9.3	Oakland	12.5
Free Throw Attempts Per Game (355 ranked)	201	7	19.8	UNCW	42.3	Youngstown St.	28.7
Free Throw Percentage (355 ranked)	7	1	82.3	Wisconsin	90.0	Purdue Fort Wayne	82.3
Free Throws Made Per Game (355 ranked)	112	3	16.3	UNCW	31.7	Youngstown St.	20.7
Rebound Margin (355 ranked)	199	6	2.3	Arizona	24.3	Detroit Mercy	13.0
Rebounds (Defensive) Per Game (355 ranked)	191	5	26.00	Western Caro.	36.33	Robert Morris	29.50
Rebounds (Offensive) Per Game (355 ranked)	288	9	9.00	Arizona	21.67	Milwaukee	15.67
Rebounds Per Game (355 ranked)	262	7	35.00	East Carolina	51.75	Detroit Mercy	44.75
Scoring Defense (355 ranked)	98	2	66.3	Seton Hall	46.8	Robert Morris	64.2
Scoring Margin (355 ranked)	45	1	21.5	Utah St.	40.0	Purdue Fort Wayne	21.5
Scoring Offense (355 ranked)	44	1	87.8	UNCW	108.0	Purdue Fort Wayne	87.8
Steals Per Game (355 ranked)	79	3	9.3	Penn St.	15.3	Milwaukee	10.7
Three Point Attempts Per Game (355 ranked)	74	3	27.3	Louisville	37.5	Green Bay	32.0
Three Point Percentage (355 ranked)	105	1	36.7	Memphis	49.1	Purdue Fort Wayne	36.7
Three Point Percentage Defense (355 ranked)	59	1	27.0	LSU	16.4	Purdue Fort Wayne	27.0
Three Pointers Per Game (355 ranked)	62	3	10.0	Utah	15.3	Green Bay	11.3
Turnover Margin (355 ranked)	24	1	6.5	Penn St.	10.8	Purdue Fort Wayne	6.5
Turnovers Forced Per Game (355 ranked)	48	3	16.50	Alabama A&M	22.25	Cleveland St.	17.40
Turnovers Per Game (355 ranked)	53	1	10.0	Vanderbilt	6.8	Purdue Fort Wayne	10.0
Winning Percentage (343 ranked)	81	1	75.0	70 teams tied	100.0	Purdue Fort Wayne	75.0

INDIVIDUAL RANKINGS - NATIONAL AND HORIZON LEAGUE

Statistic	Player	National Rank	Conference Rank	Value	National Leader	Value	Conference Leader	Value
Assist/Turnover Ratio (344 ranked)	Quinton Morton-Robertson	82	3	3.50	Tanner Cuff, Evansville	15.00	Alex Huibregtse, Wright St.	7.50
Assists (331 ranked)	Quinton Morton-Robertson	274	7	14	Lamar Washington, Pacific	46	Keaton Norris, Wright St.	24
Assists Per Game (331 ranked)	Quinton Morton-Robertson	282	5	3.5	Sean Newman Jr., Louisiana Tech	11.3	Keaton Norris, Wright St.	4.8
Blocks (271 ranked)	Eric Mulder	271	8	4	Amarion Dickerson, Robert Morris	20	Amarion Dickerson, Robert Morris	20
Blocks Per Game (273 ranked)	Eric Mulder	273	7	1.00	Magoon Gwath, San Diego St. Alex Karaban, UConn	4.00 4.00	Amarion Dickerson, Robert Morris Gabe Dynes, Youngstown St.	3.33 3.33
Double Doubles (74 ranked)	Eric Mulder	74	4	1	Maxime Raynaud, Stanford	4	Alvaro Folgueiras, Robert Morris	3
Field Goal Attempts (320 ranked)	Rasheed Bello Jalen Jackson	163 163	7 7	52 52	Abdi Bashir Jr., Monmouth	95	Brandon Noel, Wright St.	76
Field Goal Percentage (349 ranked)	Rasheed Bello	337	11	46.2	Aubin Gateretse, Utah St.	100.0	Dylan Arnett, Cleveland St.	68.2
Field Goals (316 ranked)	Rasheed Bello Jalen Jackson	188 263	6 8	24 22	Ketron Shaw, UMES	48	Brandon Noel, Wright St.	42
Free Throw Attempts (316 ranked)	Jalen Jackson	85	2	27	Ketron Shaw, UMES	58	Josh Omojafa, Robert Morris	30
Free Throw Percentage (336 ranked)	Rasheed Bello	41	2	93.8	31 players tied	100.0	Legend Geeter, Detroit Mercy	100.0
Free Throws (337 ranked)	Jalen Jackson Rasheed Bello	64 222	2 8	21 15	Ketron Shaw, UMES	39	Josh Omojafa, Robert Morris	25
Minutes Per Game (350 ranked)	Rasheed Bello	273	7	31:05	Sean Smith, Western Ill.	39:13	Marcus Hall, Green Bay	35:37
Points (349 ranked)	Rasheed Bello Jalen Jackson	116 187	5 7	74 68	Ketron Shaw, UMES	140	Brandon Noel, Wright St.	108
Points Per Game (341 ranked)	Rasheed Bello Jalen Jackson	94 166	5 6	18.5 17.0	Ty Johnson, UC Davis	28.3	Anthony Roy, Green Bay	25.8
Rebounds (313 ranked)	Eric Mulder	97	5	34	Alvaro Folgueiras, Robert Morris	69	Alvaro Folgueiras, Robert Morris	69
Rebounds (Defensive) Per Game (326 ranked)	Quinton Morton-Robertson Jalen Jackson	158 297	6 11	5.50 4.75	Nique Clifford, Colorado St.	9.75	Alvaro Folgueiras, Robert Morris	9.50
Rebounds (Offensive) Per Game (307 ranked)	Eric Mulder	9	2	4.50	Tobe Awaka, Arizona	6.33	Dylan Arnett, Cleveland St.	4.60
Rebounds Per Game (342 ranked)	Eric Mulder	86	5	8.5	Great Osobor, Washington	13.0	Alvaro Folgueiras, Robert Morris	11.5
Steals (257 ranked)	Jalen Jackson Rasheed Bello	87 159	2 5	9 8	Anthony Pritchard, Central Mich.	17	Keaton Norris, Wright St.	10
Steals Per Game (341 ranked)	Jalen Jackson Rasheed Bello	103 144	3 4	2.25 2.00	Anthony Pritchard, Central Mich.	4.25	Kentrell Pullian, Milwaukee Sam Vinson, Northern Ky.	2.67 2.67
Three Point Attempts (317 ranked)	Rasheed Bello Maximus Nelson	174 317	10 15	26 22	Ray/Sean Taylor, SIUE	58	Anthony Roy, Green Bay	45
Three Point Percentage (222 ranked)	Maximus Nelson Rasheed Bello	59 150	1 5	50.0 42.3	Koby Brea, Kentucky	75.0	Maximus Nelson, Purdue Fort Wayne	50.0
Three Pointers Per Game (316 ranked)	Rasheed Bello Maximus Nelson	130 130	4 4	2.75 2.75	Anthony Roy, Green Bay	5.25	Anthony Roy, Green Bay	5.25
Total 3-point FGM (337 ranked)	Rasheed Bello Maximus Nelson	130 130	4 4	11 11	Kino Lilly Jr., Brown	24	Anthony Roy, Green Bay	21
Triple Doubles (1 ranked)					Ketron Shaw, UMES Jaland Lowe, Pittsburgh Tyson Dunn, Buffalo	1 1 1		

HEAD COACH JON COFFMAN



PURDUE FORT WAYNE HEAD COACHES

	Career Record (Years)	Pct.
Jon Coffman 182-143 (11th season)		.559
Andy Piazza	142-108 (9)	.568
Tony Jasick	52-47 (3)	.531
Gene Hany	12-12 (1)	.500
Tim Russell	67-72 (5)	.482
Dane Fife	82-97 (6)	.458
Jon Williams	32-49 (3)	.395
Gordon Stauffer	37-68 (3)	.352
Doug Noll	40-119 (6+)	.336
Joe Pechota	4-9 (0+)	.308
Ken Workman	15-61 (3)	.197
George Wehrmeister	5-21 (1)	.192

JON COFFMAN CAREER

2023-24	Purdue Fort Wayne	Head Coach
2022-23	Purdue Fort Wayne	Head Coach
2022-21	Purdue Fort Wayne	Head Coach
2021-22	Purdue Fort Wayne	Head Coach
2020-21	Purdue Fort Wayne	Head Coach
2019-20	Purdue Fort Wayne	Head Coach
2018-19	Purdue Fort Wayne	Head Coach
2017-18	Purdue Fort Wayne	Head Coach
2016-17	Purdue Fort Wayne	Head Coach
2015-16	Purdue Fort Wayne	Head Coach
2014-15	Purdue Fort Wayne	Head Coach
2013-14	Purdue Fort Wayne	Assistant Coach
2012-13	Purdue Fort Wayne	Assistant Coach
2011-12	Purdue Fort Wayne	Assistant Coach
2010-11	Colgate	Assistant Coach
2009-10	Colgate	Assistant Coach
2008-09	Stetson	Assistant Coach
2007-08	Stetson	Assistant Coach
2006-07	Stetson	Assistant Coach
2005-06	Stetson	Assistant Coach
2004-05	Stetson	Assistant Coach
2003-04	Stetson	Assistant Coach
2002-03	Stetson	Assistant Coach
2001-02	Stetson	Assistant Coach
2000-01	College of Charleston	Assistant Coach
1999-00	Emory and Henry	Assistant Coach
1998-99	Emory and Henry	Assistant Coach

As Head Coach (2014-present)

- Program leader in coaching victories
- 2021-22 Horizon League Coach of the Year
- 2015-16 Summit League Coach of the Year
- Won the 2021-22 Horizon League regular season title
- Won the 2015-16 Summit League regular season title
- National Invitational Tournament berth in 2016
- CollegeInsider.com Tournament berths in 2015, 2017, 2018 and a runner-up finish in 2024
- College Basketball Invitational berth in 2022
- From 2015 to 2019, team ranked in the top 15 in 3-pointers per game each season
- Beat Indiana in back-to-back seasons in 2016 and 2017
- Win over No. 3 Indiana in 2016 matched the highest-ranked team a Summit League school has ever defeated
- Win over No. 3 Indiana in 2016 was the first win over an AP Top 25 team in program history
- Win over Indiana in 2017 had the largest margin of victory (20) and was the largest Summit League win against a Big Ten opponent since 1994
- In five seasons from 2013 to 2019, the Mastodons ranked in the top 35 in the country in points per game
- Only Division I team in Indiana from 2013-14 to 2017-18 to play in the postseason each of the five years
- Compiled six consecutive winning seasons from 2014-2019, joining South Dakota State as the only teams in the Summit League to do so
- Multiple times set a program record for highest ranking in the CollegeInsider.com Mid-Major Poll, reaching as high as No. 6 in 2016
- Received program's first ever Associated Press and USA TODAY Top 25 votes in 2016
- Earned NCAA APR Public Recognition Awards in 2016 and 2017
- Recruited and coached John Konchar, who moved on to play with the Memphis Grizzlies
- John Konchar became the first student-athlete in NCAA Division I men's basketball history to record 2,000 points, 1,000 rebounds, 500 assists and 250 steals
- John Konchar became the first player in program history to be named All-League First Team each of his four seasons
- Since 1992-93, John Konchar is the only player in NCAA Division I with two seasons of 450 points, 200 rebounds, 150 assists and 60 steals
- John Konchar's program ranks: 2nd in points (2,065), 1st in rebounds (1,150), 2nd in assists (554), 2nd in steals (272) and 7th in blocks (78). Assists and steals totals were DI era records
- John Konchar became just the second player in program history selected to participate in the Portsmouth Invitational
- Jarred Godfrey used a fifth season to finish as the program's career leader in points (2,164) and games played (153). He finished second in field goals (743), third in free throws (417), third in rebounds (650), assists (478) and steals (217)
- Bryson Scott set the program record for single-season points (746) and career scoring average (19.4 per game)
- Bryson Scott and John Konchar were selected to play in the NABC Reese's College All Star Game
- Bryson Scott and Kason Harrell played in the 3x3U National Championships at Final Four
- Mo Evans finished his career as the program leader in 3-pointers with 266
- Mo Evans recorded 463 career assists, third in program history and second during the DI era only to Konchar
- 2017 senior class finished with most wins in program history (85)
- Max Landis named the Summit League Player of the Year and Associated Press All-American in 2016
- Max Landis made a single-season program record 125 3-pointers in 2015-16
- Max Landis set a program record with 44 points and 11 3-pointers at South Dakota on Feb. 4, 2016
- Max Landis participated in the State Farm 3-point Championship at the Final Four
- 26 Summit League Academic Honor Roll selections from 2014-2020
- Five Mastodons selected in the G-League Draft (Bryson Scott (2018), Steve Forbes (2015), Luis Jacobo (2014), Deilvez Yearby (2014) and Frank Gaines (2013))
- Six of program's top 10 all-time scorers have played during Coffman's time at Purdue Fort Wayne (John Konchar, Frank Gaines, Mo Evans, Kason Harrell, Bryson Scott and Jarred Godfrey)
- Nine Mastodons have scored 1,000 points during Coffman's time at Purdue Fort Wayne (John Konchar, Frank Gaines, Mo Evans, Kason Harrell, Bryson Scott, Joe Reed, Joe Edwards, Jarred Godfrey and Deonte Billups)

As Mastodon Assistant Coach (2011-2014)

- Earned program's first postseason berth, defeating Akron in the CIT in 2014
- 2013-14 squad finished 25-11 for program's first 20-win season in the Division I era
- 2013-14 team ended the season with the eighth-best field goal percentage in NCAA Division I
- Team ranked 16th in NCAA Division I in three-point field goal percentage in 2013-14

Bio

Coffman graduated from Washington & Lee University in 1996, earning a pair of bachelor's degrees in economics and geology. He was also a three-year starter for the Generals basketball team and captain of the 1995-96 squad. After graduation, Coffman worked in finance for two years in San Francisco, California before joining the coaching ranks in 1997. Coffman and his wife, Tracy, have a son, Thomas, and a daughter, Lucy. They reside in Fort Wayne. Tracy is the pitching coach for the Mastodon softball team and owns 20 years of coaching experience.



0

RASHEED
BELLO

Senior | 6-0 | 185
Chicago, Ill.
DePaul Prep/UW-Parkside

GUARD

2024-25 HIGH	CATEGORY	CAREER HIGH
34, at UCF, 11/8/24	Minutes	40, twice
31, vs. Beth.-Cookman, 11/12/24	Points	36, vs. Grand Valley State, 1/5/23
3, vs. Beth.-Cookman, 11/12/24	Rebounds	12, vs. Northern Michigan, 12/3/22
5, vs. Bluffton, 11/4/24	Assists	9, vs. South Dakota, 11/18/23
5, vs. Beth.-Cookman, 11/12/24	Steals	7 vs. N. Kentucky, 12/30/23
1, twice	Blocks	2, six times
10, vs. Beth.-Cookman, 11/12/24	FG Made	15, vs. Grand Valley State, 1/5/23
17, vs. Beth.-Cookman, 11/12/24	FG Attempts	21, vs. Grand Valley State, 1/5/23
4, vs. Beth.-Cookman, 11/12/24	3-PT Made	6, vs. Davenport, 1/7/23
9, at UCF, 11/8/24	3-PT Attempts	10, vs. Milwaukee, 2/1/24
7, vs. Beth.-Cookman, 11/12/24	FT Made	11, at Youngstown St., 1/10/24
8, vs. Beth.-Cookman, 11/12/24	FT Attempts	14, at Youngstown St., 1/10/24

2024-25 GAME-BY-GAME

Opponent	Date	GS	MIN	Total		3-Pointers		Free throws		Rebounds				PF	A	TO	BLK	STL	PTS	AVG
				FG-FGA	PCT	3FG-3FGA	PCT	FT-FTA	PCT	OFF	DEF	TOT	AVG							
Bluffton	11/04/2024	*	23:45	7-12	.583	2-5	.400	0-0	.000	0	1	1	1.0	2	5	0	1	1	16	16.0
at UCF	11/08/2024	*	34:41	3-12	.250	3-9	.333	0-0	.000	0	1	1	1.0	1	2	3	0	2	9	12.5
Bethune-Cookman	11/12/2024	*	33:58	10-17	.588	4-8	.500	7-8	.875	2	1	3	1.7	1	2	4	1	5	31	18.7
Southern Ind.	11/16/2024	*	31:57	4-11	.364	2-4	.500	8-8	1.000	0	1	1	1.5	1	2	1	0	0	18	18.5
Totals			4 124:21	24-52	.462	11-26	.423	15-16	.938	2	4	6	1.5	5	11	8	2	8	74	18.5

Player Averages

Games Played	Minutes/ game	Points/ game	FG Pct	3FG Pct	FT Pct	Rebounds/ game	Assists/ game	Turnovers/ game	Assist/Turnover ratio	Steals/ game	Blocks/ game
4	31.1	18.5	46.2	42.3	93.8	1.5	2.8	2.0	1.4	2.0	0.5

'DON FACT

- Likes turtles. Owns a red-eared turtle named Koopa.

CAREER AWARDS

- 2023-24 Horizon League Third Team
 - 2023-24 Horizon League All-Defensive Team
 - Horizon League Player of the Week (Nov. 13, 2023)
 - 2022-23 Great Lakes Intercollegiate Athletic Conference Player of the Year
- 2022-23 All-GLIAC First Team
 - 2022-23 All-GLIAC Defensive Team
 - GLIAC Player of the Week (Nov. 14, 2022)
 - 2021-22 GLIAC Freshman of the Year

CAREER STATS

				Field Goals		3-Point		F-Throws		Rebounds									Scoring	
SEASON	TEAM	GP-GS	MIN/AVG	FG-FGA	FG%	3FG-3FGA	3FG%	FT-FTA	FT%	OFF	DEF	TOT	AVG	PF-FO	A	TO	BLK	STL	PTS	AVG
2021-22	UWP	28-20	743/26.5	89-192	.464	21-53	.396	56-80	.700	30	67	97	3.5	44-0	59	43	11	42	255	9.1
2022-23	UWP	30-30	1053/35.1	190-413	.460	52-121	.430	104-137	.759	22	132	154	5.1	48-0	136	81	15	74	536	17.9
2023-24	Pur-FW	36-36	1170/32.5	198-435	.455	49-141	.348	92-119	.773	17	86	103	2.9	68-0	153	93	10	67	537	14.9
2024-25	Pur-FW	4-4	124/31.1	24-52	.462	11-26	.423	15-16	.938	2	4	6	1.5	5-0	11	8	2	8	74	18.5
TOTAL FOR Pur-FW		40-40	1294/32.4	222-487	.456	60-167	.359	107-135	.793	19	90	109	2.7	73-0	164	101	12	75	611	15.3
TOTAL		98-90	3091/31.5	501-1092	.459	133-341	.390	267-352	.759	71	289	360	3.7	165-0	359	225	38	191	1402	14.3



JALEN
JACKSON

Junior | 6-2 | 200
Fort Wayne, Ind.
Northrop/UIC

GUARD

1

2024-25 HIGH	CATEGORY	CAREER HIGH
30, twice	Minutes	39, twice
29, vs. Southern Ind., 11/16/24	Points	29, vs. Southern Ind., 11/16/24
7, twice	Rebounds	9, three times
3, three times	Assists	7, at Milwaukee, 2/25/24
3, twice	Steals	5, vs. Trinity Christian, 11/7/22
2, vs. Bluffton, 11/4/24	Blocks	2, five times
11, vs. Southern Ind., 11/16/24	FG Made	11, twice
19, vs. Southern Ind., 11/16/24	FG Attempts	22, at Wright State, 2/28/24
2, vs. Southern Ind., 11/16/24	3-PT Made	3, four times
6, vs. Southern, Ind., 11/16/24	3-PT Attempts	7, twice
13, vs. Beth.-Cookman, 11/12/24	FT Made	13, vs. B-C, 11/12/24
16, vs. Beth.-Cookman, 11/12/24	FT Attempts	16, vs. B-C, 11/12/24

2024-25 GAME-BY-GAME

Opponent	Date	GS	MIN	Total		3-Pointers		Free throws		Rebounds				PF	A	TO	BLK	STL	PTS	AVG
				FG-FGA	PCT	3FG-3FGA	PCT	FT-FTA	PCT	OFF	DEF	TOT	AVG							
Bluffton	11/04/2024	*	24:34	4-10	.400	1-3	.333	1-2	.500	1	3	4	4.0	1	3	2	2	2	10	10.0
at UCF	11/08/2024	*	24:18	4-12	.333	0-1	.000	2-3	.667	1	6	7	5.5	3	3	0	1	1	10	10.0
Bethune-Cookman	11/12/2024	*	30:13	3-11	.273	0-3	.000	13-16	.813	0	7	7	6.0	2	1	3	0	3	19	13.0
Southern Ind.	11/16/2024	*	30:42	11-19	.579	2-6	.333	5-6	.833	1	3	4	5.5	1	3	0	0	3	29	17.0
Totals		4	109:47	22-52	.423	3-13	.231	21-27	.778	3	19	22	5.5	7	10	5	3	9	68	17.0

Player Averages

Games Played	Minutes/ game	Points/ game	FG Pct	3FG Pct	FT Pct	Rebounds/ game	Assists/ game	Turnovers/ game	Assist/Turnover ratio	Steals/ game	Blocks/ game
4	27.4	17.0	42.3	23.1	77.8	5.5	2.5	1.3	2.0	2.3	0.8

'DON FACTS

- Describes himself as "really good" at bowling.
- Holds a basketball camp in Fort Wayne for kids in the summer.
- Sisters Saniya and Nevaeh are sophomores on the Valparaiso women's basketball team.

CAREER AWARDS

- 2023-24 Horizon League Third Team

CAREER STATS

				Field Goals		3-Point		F-Throws		Rebounds									Scoring	
SEASON	TEAM	GP-GS	MIN/AVG	FG-FGA	FG%	3FG-3FGA	3FG%	FT-FTA	FT%	OFF	DEF	TOT	AVG	PF-FO	A	TO	BLK	STL	PTS	AVG
2022-23	UIC	30-14	748/24.9	73-172	.424	14-44	.318	59-92	.641	13	46	59	2.0	70-1	49	47	11	35	219	7.3
2023-24	Pur-FW	36-36	1089/30.2	196-394	.497	41-100	.410	133-187	.711	20	145	165	4.6	84-1	91	70	14	57	566	15.7
2024-25	Pur-FW	4-4	110/27.4	22-52	.423	3-13	.231	21-27	.778	3	19	22	5.5	7-0	10	5	3	9	68	17.0
TOTAL FOR Pur-FW		40-40	1199/30.0	218-446	.489	44-113	.389	154-214	.720	23	164	187	4.7	91-1	101	75	17	66	634	15.9
TOTAL		70-54	1947/27.8	291-618	.471	58-157	.369	213-306	.696	36	210	246	3.5	161-2	150	122	28	101	853	12.2



2

TREY
LEWIS

R-Sophomore | 6-6 | 200
Ferndale, Mich.
Ferndale / Loyola Chicago

GUARD

2024-25 HIGH	CATEGORY	CAREER HIGH
20, vs. Bluffton, 11/4/24	Minutes	20, vs. Bluffton, 11/4/24
8, vs. Bluffton, 11/4/24	Points	10, vs. Goshen, 12/9/23
4, vs. Southern Ind., 11/16/24	Rebounds	4, twice
1, vs. Southern Ind., 11/16/24	Assists	3, vs. Goshen, 12/9/23
4, vs. Bluffton, 11/4/24	Steals	4, vs. Bluffton, 1/23/24
1, twice	Blocks	1, twice
3, vs. Bluffton, 11/4/24	FG Made	4, vs. Goshen, 12/9/23
7, at UCF, 11/8/24	FG Attempts	9, vs. Goshen, 12/9/23
1, twice	3-PT Made	2, vs. Goshen, 12/9/23
3, at UCF, 11/8/24	3-PT Attempts	6, vs. Goshen, 12/9/23
2, vs. Bluffton, 11/4/24	FT Made	2, vs. Bluffton, 11/4/24
2, vs. Bluffton, 11/4/24	FT Attempts	2, vs. Bluffton, 11/4/24

2024-25 GAME-BY-GAME

Opponent	Date	GS	MIN	Total		3-Pointers		Free throws		Rebounds				PF A TO BLK STL PTS AVG							
				FG-FGA	PCT	3FG-3FGA	PCT	FT-FTA	PCT	OFF	DEF	TOT	AVG	PF	A	TO	BLK	STL	PTS	AVG	
Bluffton	11/04/2024		20:01	3-6	.500	0-2	.000	2-2	1.000	0	1	1	1.0	2	0	3	1	4	8	8.0	
at UCF	11/08/2024		13:13	3-7	.429	1-3	.333	0-0	.000	1	0	1	1.0	1	0	1	0	0	7	7.5	
Bethune-Cookman	11/12/2024		10:51	2-4	.500	1-1	1.000	0-0	.000	0	0	0	0.7	0	0	0	0	0	5	6.7	
Southern Ind.	11/16/2024		10:43	1-2	.500	1-2	.500	0-0	.000	2	2	4	1.5	4	1	2	1	0	3	5.8	
Totals		0	54:47	9-19	.474	3-8	.375	2-2	1.000	3	3	6	1.5	7	1	6	2	4	23	5.8	

Player Averages


Games Played	Minutes/ game	Points/ game	FG Pct	3FG Pct	FT Pct	Rebounds/ game	Assists/ game	Turnovers/ game	Assist/Turnover ratio	Steals/ game	Blocks/ game
4	13.7	5.8	47.4	37.5	100.0	1.5	0.3	1.5	0.2	1.0	0.5

'DON FACT

• Played a musical instrument in middle school but won't divulge which instrument.

CAREER STATS

				Field Goals		3-Point		F-Throws		Rebounds									Scoring	
SEASON	TEAM	GP-GS	MIN/AVG	FG-FGA	FG%	3FG-3FGA	3FG%	FT-FTA	FT%	OFF	DEF	TOT	AVG	PF-FO	A	TO	BLK	STL	PTS	AVG
2023-24	Loyola	10-0	51/5.1	7-21	.333	3-14	.214	1-2	.500	2	7	9	0.9	5-0	5	4	0	1	18	1.8
2024-25	Pur-FW	4-0	55/13.7	9-19	.474	3-8	.375	2-2	1.000	3	3	6	1.5	7-0	1	6	2	4	23	5.8
TOTAL FOR Pur-FW		4-0	55/13.7	9-19	.474	3-8	.375	2-2	1.000	3	3	6	1.5	7-0	1	6	2	4	23	5.8
TOTAL		14-0	106/7.6	16-40	.400	6-22	.273	3-4	.750	5	10	15	1.1	12-0	6	10	2	5	41	2.9



3

QUINTON
MORTON-ROBERTSON

Graduate | 5-8 | 155
Radford, Va.
Radford / Radford

GUARD

2024-25 HIGH	CATEGORY	CAREER HIGH
32, twice	Minutes	39, at Cleveland State, 1/20/24
12, vs. Southern Ind., 11/16/24	Points	27, vs. N. Arizona, 11/17/23
7, vs. Beth.-Cookman, 11/12/24	Rebounds	7, twice
6, vs. Beth.-Cookman, 11/12/24	Assists	9, vs. Andrews, 11/9/23
2, vs. Beth.-Cookman, 11/12/24	Steals	6, vs. Andrews, 11/9/23
-	Blocks	1, twice
5, at UCF, 11/8/24	FG Made	9, vs. Manchester, 11/14/22
11, at UCF, 11/8/24	FG Attempts	16, at Robert Morris, 1/12/24
3, vs. Southern Ind., 11/16/24	3-PT Made	8, vs. Manchester, 11/14/22
8, vs. Southern Ind., 11/16/24	3-PT Attempts	15, at Robert Morris, 1/12/24
3, vs. Southern Ind., 11/16/24	FT Made	9, vs. Wright State, 1/6/24
4, vs. Southern Ind., 11/16/24	FT Attempts	10, vs. Wright State, 1/6/24

2024-25 GAME-BY-GAME

Opponent	Date	GS	MIN	Total		3-Pointers		Free throws		Rebounds				PF	A	TO	BLK	STL	PTS	AVG
				FG-FGA	PCT	3FG-3FGA	PCT	FT-FTA	PCT	OFF	DEF	TOT	AVG							
Bluffton	11/04/2024	*	25:22	2-5	.400	0-2	.000	0-0	.000	0	6	6	6.0	2	3	0	0	1	4	4.0
at UCF	11/08/2024	*	32:14	5-11	.455	1-6	.167	0-0	.000	0	5	5	5.5	2	1	4	0	0	11	7.5
Bethune-Cookman	11/12/2024	*	30:08	2-5	.400	0-1	.000	0-1	.000	0	7	7	6.0	1	6	0	0	2	4	6.3
Southern Ind.	11/16/2024	*	32:47	3-8	.375	3-8	.375	3-4	.750	0	4	4	5.5	0	4	0	0	1	12	7.8
Totals		4	120:31	12-29	.414	4-17	.235	3-5	.600	0	22	22	5.5	5	14	4	0	4	31	7.8

Player Averages

Games Played	Minutes/ game	Points/ game	FG Pct	3FG Pct	FT Pct	Rebounds/ game	Assists/ game	Turnovers/ game	Assist/Turnover ratio	Steals/ game	Blocks/ game
4	30.1	7.8	41.4	23.5	60.0	5.5	3.5	1.0	3.5	1.0	0.0

'DON FACT

• First time not attending a school named Radford after growing up in Radford, Va. and attending Radford High School and starting college at Radford.

CAREER AWARDS

• Horizon League Player of the Week (Nov. 20, 2023)

CAREER STATS

MORTON-ROBERTSON, Quinton

				Field Goals		3-Point		F-Throws		Rebounds				Scoring						
SEASON	TEAM	GP-GS	MIN/AVG	FG-FGA	FG%	3FG-3FGA	3FG%	FT-FTA	FT%	OFF	DEF	TOT	AVG	PF-FO	A	TO	BLK	STL	PTS	AVG
2019-20	Rad	19-0	112/5.9	10-26	.385	4-17	.235	1-6	.167	0	9	9	0.5	6-0	17	5	0	3	25	1.3
2020-21	Rad	22-11	459/20.9	49-122	.402	35-92	.380	30-44	.682	4	42	46	2.1	31-0	32	30	1	21	163	7.4
2022-23	Pur-FW	30-1	531/17.7	73-165	.442	42-110	.382	14-19	.737	3	54	57	1.9	38-1	44	37	1	27	202	6.7
2023-24	Pur-FW	36-36	1059/29.4	147-350	.420	105-260	.404	70-81	.864	12	88	100	2.8	68-1	84	40	1	48	469	13.0
2024-25	Pur-FW	4-4	121/30.1	12-29	.414	4-17	.235	3-5	.600	0	22	22	5.5	5-0	14	4	0	4	31	7.8
TOTAL FOR Pur-FW		70-41	1711/24.4	232-544	.426	151-387	.390	87-105	.829	15	164	179	2.6	111-2	142	81	2	79	702	10.0
TOTAL		111-52	2282/20.6	291-692	.421	190-496	.383	118-155	.761	19	215	234	2.1	148-2	191	116	3	103	890	8.0



4

CHRIS
MORGAN

RS Sophomore | 6-2 | 190
Kaukauna, Wis.
Kaukauna

GUARD

2024-25 HIGH	CATEGORY	CAREER HIGH
9, vs. Bluffton, 11/4/24	Minutes	12, vs. Detroit Mercy, 12/31/23
3, vs. Southern Ind., 11/16/24	Points	3, vs. southern Ind., 11/16/24
1, vs. Bluffton, 11/4/24	Rebounds	1, vs. Bluffton, 11/4/24
1, vs. Bluffton, 11/4/24	Assists	1, three times
1, vs. Bluffton, 11/4/24	Steals	1, vs. Bluffton, 11/4/24
-	Blocks	-
1, twice	FG Made	1, three times
1, twice	FG Attempts	4, vs. Detroit Mercy, 12/31/23
1, vs. Southern Ind., 11/16/24	3-PT Made	1, vs. Southern Ind., 11/16/24
1, vs. Southern Ind., 11/16/24	3-PT Attempts	1, vs. Southern Ind., 11/16/24
-	FT Made	-
-	FT Attempts	-

2024-25 GAME-BY-GAME

Opponent	Date	GS	MIN	Total		3-Pointers		Free throws		Rebounds				PF A TO BLK STL PTS AVG			
				FG-FGA	PCT	3FG-3FGA	PCT	FT-FTA	PCT	OFF	DEF	TOT	AVG				
Bluffton	11/04/2024		09:16	1-1	1.000	0-0	.000	0-0	.000	0	1	1	1.0	0	1	2	0
Southern Ind.	11/16/2024		04:47	1-1	1.000	1-1	1.000	0-0	.000	0	0	0	0.5	1	0	3	0
Totals		0	14:03	2-2	1.000	1-1	1.000	0-0	.000	0	1	1	0.5	1	1	5	0

Player Averages

Games Played	Minutes/ game	Points/ game	FG Pct	3FG Pct	FT Pct	Rebounds/ game	Assists/ game	Turnovers/ game	Assist/Turnover ratio	Steals/ game	Blocks/ game
2	7.0	2.5	100.0	100.0	0.0	0.5	0.5	2.5	0.2	0.5	0.0

'DON FACTS

- Brother James Morgan drafted by the NFL's New York Jets (2020, Round 4, Pick 125).
- Can play the guitar and the piano.

CAREER STATS

				Field Goals		3-Point		F-Throws		Rebounds									Scoring	
SEASON	TEAM	GP-GS	MIN/AVG	FG-FGA	FG%	3FG-3FGA	3FG%	FT-FTA	FT%	OFF	DEF	TOT	AVG	PF-FO	A	TO	BLK	STL	PTS	AVG
2023-24	Pur-FW	4-0	19/4.7	1-4	.250	0-1	.000	0-1	.000	0	0	0	0.0	5-0	2	0	0	0	2	0.5
2024-25	Pur-FW	2-0	14/7.0	2-2	1.000	1-1	1.000	0-0	.000	0	1	1	0.5	1-0	1	5	0	1	5	2.5
TOTAL		6-0	33/5.5	3-6	.500	1-2	.500	0-1	.000	0	1	1	0.2	6-0	3	5	0	1	7	1.2



5

JOHNATHAN
DEJURNETT

Graduate | 6-8 | 225
Memphis, Tenn.
Lausanne Collegiate

FORWARD

2024-25 HIGH	CATEGORY	CAREER HIGH
3, vs. Bluffton, 11/4/24	Minutes	22, at Cleveland State, 3/2/21
2, vs. Bluffton, 11/4/24	Points	12, vs. Andrews, 11/9/23
-	Rebounds	9, vs. Bluffton, 11/27/22
-	Assists	3, at SEMO, 12/7/22
-	Steals	3, vs. Bluffton, 11/27/22
-	Blocks	3, twice
1, vs. Bluffton, 11/4/24	FG Made	6, vs. Andrews, 11/9/23
1, vs. Bluffton, 11/4/24	FG Attempts	7, vs. Andrews, 11/9/23
-	3-PT Made	-
-	3-PT Attempts	-
-	FT Made	3, twice
-	FT Attempts	8, vs. Milwaukee, 2/4/22

2024-25 GAME-BY-GAME

Opponent	Date	GS	MIN	Total		3-Pointers		Free throws		Rebounds				PF	A	TO	BLK	STL	PTS	AVG
				FG-FGA	PCT	3FG-3FGA	PCT	FT-FTA	PCT	OFF	DEF	TOT	AVG							
Bluffton	11/04/2024		03:45	1-1	1.000	0-0	.000	0-0	.000	0	0	0	0.0	0	0	0	0	0	2	2.0
Totals		0	03:45	1-1	1.000	0-0	.000	0-0	.000	0	0	0	0.0	0	0	0	0	0	2	2.0

Player Averages

Games Played	Minutes/ game	Points/ game	FG Pct	3FG Pct	FT Pct	Rebounds/ game	Assists/ game	Turnovers/ game	Assist/Turnover ratio	Steals/ game	Blocks/ game
1	3.8	2.0	100.0	0.0	0.0	0.0	0.0	0.0	0.0	0.0	0.0

'DON FACT

• Marc Gasol, Cameron Payne and Skal Labissiere also attended Lausanne Collegiate High School.

CAREER STATS

				Field Goals		3-Point		F-Throws		Rebounds				Scoring						
SEASON	TEAM	GP-GS	MIN/AVG	FG-FGA	FG%	3FG-3FGA	3FG%	FT-FTA	FT%	OFF	DEF	TOT	AVG	PF-FO	A	TO	BLK	STL	PTS	AVG
2020-21	Pur-FW	9-0	49/5.4	6-10	.600	0-0	.000	0-5	.000	6	4	10	1.1	4-0	0	2	4	1	12	1.3
2021-22	Pur-FW	31-0	269/8.7	34-53	.642	0-0	.000	14-25	.560	17	25	42	1.4	33-0	4	9	9	16	82	2.6
2022-23	Pur-FW	22-0	154/7.0	21-37	.568	0-0	.000	4-10	.400	7	29	36	1.6	21-0	3	9	7	6	46	2.1
2023-24	Pur-FW	36-1	329/9.1	31-47	.660	0-0	.000	5-15	.333	29	46	75	2.1	48-1	4	6	11	12	67	1.9
2024-25	Pur-FW	1-0	4/3.8	1-1	1.000	0-0	.000	0-0	.000	0	0	0	0.0	0-0	0	0	0	0	2	2.0
TOTAL		99-1	804/8.1	93-148	.628	0-0	.000	23-55	.418	59	104	163	1.6	106-1	11	26	31	35	209	2.1



7

CHANDLER
CUTHRELL

Senior | 6-8 | 220
Baltimore, Md.
Baltimore City College / UTSA

FORWARD

2024-25 HIGH	CATEGORY	CAREER HIGH
19, vs. Bluffton, 11/4/24	Minutes	31, vs. Temple, 2/18/24
12, vs. Bluffton, 11/4/24	Points	14, vs. Tulsa, 2/28/24
7, vs. Bluffton, 11/4/24	Rebounds	11, vs. SMU, 3/2/24
-	Assists	3, vs. SMU, 3/2/24
1, vs. Bluffton, 11/4/24	Steals	2, vs. Temple, 2/18/24
1, vs. Southern Ind., 11/16/24	Blocks	2, vs. Little Rock, 12/13/23
5, vs. Bluffton, 11/4/24	FG Made	5, twice
9, vs. Bluffton, 11/4/24	FG Attempts	9, twice
2, vs. Beth.-Cookman, 11/12/24	3-PT Made	4, vs. Tulsa, 2/24/24
4, twice	3-PT Attempts	6, vs. Tulsa, 2/28/24
2, twice	FT Made	6, vs. Tulsa, 2/28/24
2, three times	FT Attempts	8, vs. Tulsa, 2/28/24

2024-25 GAME-BY-GAME

Opponent	Date	GS	MIN	Total		3-Pointers		Free throws		Rebounds				PF	A	TO	BLK	STL	PTS	AVG
				FG-FGA	PCT	3FG-3FGA	PCT	FT-FTA	PCT	OFF	DEF	TOT	AVG							
Bluffton	11/04/2024		19:21	5-9	.556	0-4	.000	2-2	1.000	2	5	7	7.0	2	0	0	0	1	12	12.0
at UCF	11/08/2024		15:21	1-2	.500	0-1	.000	0-2	.000	0	1	1	4.0	3	0	1	0	0	2	7.0
Bethune-Cookman	11/12/2024		10:36	2-6	.333	2-4	.500	0-0	.000	0	3	3	3.7	0	0	0	0	0	6	6.7
Southern Ind.	11/16/2024		12:23	1-1	1.000	1-1	1.000	2-2	1.000	0	4	4	3.8	0	0	0	1	0	5	6.3
Totals		0	57:41	9-18	.500	3-10	.300	4-6	.667	2	13	15	3.8	5	0	1	1	1	25	6.3

Player Averages

Games Played	Minutes/ game	Points/ game	FG Pct	3FG Pct	FT Pct	Rebounds/ game	Assists/ game	Turnovers/ game	Assist/Turnover ratio	Steals/ game	Blocks/ game
4	14.4	6.3	50.0	30.0	66.7	3.8	0.0	0.3	0.0	0.3	0.3

'DON FACT

• Can play the piano.

CAREER STATS

				Field Goals		3-Point		F-Throws		Rebounds											Scoring	
SEASON	TEAM	GP-GS	MIN/AVG	FG-FGA	FG%	3FG-3FGA	3FG%	FT-FTA	FT%	OFF	DEF	TOT	AVG	PF-FO	A	TO	BLK	STL	PTS	AVG		
2023-24	UTSA	31-0	472/15.2	46-117	.393	16-48	.333	44-67	.657	45	92	137	4.4	40-0	17	24	12	12	152	4.9		
2024-25	Pur-FW	4-0	58/14.4	9-18	.500	3-10	.300	4-6	.667	2	13	15	3.8	5-0	0	1	1	1	25	6.3		
TOTAL FOR Pur-FW		4-0	58/14.4	9-18	.500	3-10	.300	4-6	.667	2	13	15	3.8	5-0	0	1	1	1	25	6.3		
TOTAL		35-0	530/15.1	55-135	.407	19-58	.328	48-73	.658	47	105	152	4.3	45-0	17	25	13	13	177	5.1		



COREY
HADNOT II

Sophomore | 6-3 | 175
Atlanta, Ga.
Cypress Creek

10

GUARD

2024-25 HIGH	CATEGORY	CAREER HIGH
22, three times	Minutes	29, at DePaul, 11/9/23
13, vs. Bluffton, 11/4/24	Points	15, vs. Detroit Mercy, 12/31/23
3, at UCF, 11/8/24	Rebounds	4, four times
4, vs. Bluffton, 11/4/24	Assists	5, at Oakland, 12/2/23
1, three times	Steals	3, vs. Detroit Mercy, 12/31/23
1, vs. Bluffton, 11/4/24	Blocks	1, seven times
4, three times	FG Made	5, twice
9, twice	FG Attempts	10, vs. N. Arizona, 11/17/23
1, vs. Bluffton, 11/4/24	3-PT Made	3, twice
2, three times	3-PT Attempts	7, at Southern Indiana, 12/6/23
4, vs. Bluffton, 11/4/24	FT Made	4, three times
4, vs. Bluffton, 11/4/24	FT Attempts	5, vs. Bethune-Cookman, 12/16/23

2024-25 GAME-BY-GAME

Opponent	Date	GS	MIN	Total		3-Pointers		Free throws		Rebounds											
				FG-FGA	PCT	3FG-3FGA	PCT	FT-FTA	PCT	OFF	DEF	TOT	AVG	PF	A	TO	BLK	STL	PTS	AVG	
Bluffton	11/04/2024		19:58	4-6	.667	1-2	.500	4-4	1.000	0	2	2	2.0	1	4	3	1	1	13	13.0	
at UCF	11/08/2024		17:42	4-9	.444	0-2	.000	1-1	1.000	0	3	3	2.5	2	0	1	0	0	9	11.0	
Bethune-Cookman	11/12/2024		19:53	4-9	.444	0-2	.000	0-0	.000	0	0	0	1.7	4	1	0	0	1	8	10.0	
Southern Ind.	11/16/2024		22:33	1-5	.200	0-1	.000	2-2	1.000	0	2	2	1.8	2	3	2	0	1	4	8.5	
Totals		0	80:06	13-29	.448	1-7	.143	7-7	1.000	0	7	7	1.8	9	8	6	1	3	34	8.5	

Player Averages

Games Played	Minutes/ game	Points/ game	FG Pct	3FG Pct	FT Pct	Rebounds/ game	Assists/ game	Turnovers/ game	Assist/Turnover ratio	Steals/ game	Blocks/ game
4	20.0	8.5	44.8	14.3	100.0	1.8	2.0	1.5	1.3	0.8	0.3

'DON FACT

• Considers soccer his first sport, playing until he was six years old.

CAREER AWARDS

• 5x Horizon League Freshman of the Week (Nov. 13, 2023, Nov. 20, 2023, Nov. 27, 2023, Jan. 2, 2024 & Jan. 8, 2024)

CAREER STATS

				Field Goals		3-Point		F-Throws		Rebounds									Scoring	
SEASON	TEAM	GP-GS	MIN/AVG	FG-FGA	FG%	3FG-3FGA	3FG%	FT-FTA	FT%	OFF	DEF	TOT	AVG	PF-FO	A	TO	BLK	STL	PTS	AVG
2023-24	Pur-FW	3-0	7/2.3	1-2	.500	0-0	.000	0-0	.000	0	0	0	0.0	1-0	0	0	0	0	2	0.7
2024-25	Pur-FW	4-0	35/8.8	1-2	.500	1-1	1.000	4-4	1.000	3	3	6	1.5	7-0	0	0	2	1	7	1.8
TOTAL		7-0	42/6.0	2-4	.500	1-1	1.000	4-4	1.000	3	3	6	0.9	8-0	0	0	2	1	9	1.3



11

MAXIMUS
NELSON

Junior | 6-8 | 215
Appleton, Wis.
Appleton / Valparaiso

FORWARD

2024-25 HIGH	CATEGORY	CAREER HIGH
28, at UCF, 11/8/24	Minutes	44, vs. Drake, 2/4/23
12, vs. Bluffton, 11/4/24	Points	18, vs. Drake, 2/4/23
3, vs. Bluffton, 11/4/24	Rebounds	9, twice
2, at UCF, 11/8/24	Assists	3, vs. Robert Morris, 3/2/24
-	Steals	2, twice
1, at UCF, 11/8/24	Blocks	1, 11 times
4, vs. Bluffton, 11/4/24	FG Made	6, twice
7, vs. Bluffton, 11/4/24	FG Attempts	9, three times
4, vs. Bluffton, 11/4/24	3-PT Made	6, vs. Drake, 2/4/23
7, vs. Bluffton, 11/4/24	3-PT Attempts	9, three times
-	FT Made	2, four times
-	FT Attempts	3, three times

2024-25 GAME-BY-GAME

Opponent	Date	GS	MIN	Total		3-Pointers		Free throws		Rebounds				PF	A	TO	BLK	STL	PTS	AVG
				FG-FGA	PCT	3FG-3FGA	PCT	FT-FTA	PCT	OFF	DEF	TOT	AVG							
Bluffton	11/04/2024	*	21:48	4-7	.571	4-7	.571	0-0	.000	0	3	3	3.0	2	0	0	0	0	12	12.0
at UCF	11/08/2024	*	28:47	2-6	.333	2-6	.333	0-0	.000	0	2	2	2.5	1	2	1	1	0	6	9.0
Bethune-Cookman	11/12/2024	*	24:21	2-5	.400	2-5	.400	0-0	.000	0	2	2	2.3	2	0	1	0	0	6	8.0
Southern Ind.	11/16/2024	*	20:08	3-5	.600	3-4	.750	0-0	.000	0	2	2	2.3	0	0	0	0	0	9	8.3
Totals		4	95:04	11-23	.478	11-22	.500	0-0	.000	0	9	9	2.3	5	2	2	1	0	33	8.3

Player Averages

Games Played	Minutes/ game	Points/ game	FG Pct	3FG Pct	FT Pct	Rebounds/ game	Assists/ game	Turnovers/ game	Assist/Turnover ratio	Steals/ game	Blocks/ game
4	23.8	8.3	47.8	50.0	0.0	2.3	0.5	0.5	1.0	0.0	0.3

'DON FACT

• Coached by his mother in basketball up until sixth grade.

CAREER STATS

				Field Goals		3-Point		F-Throws		Rebounds				Scoring						
SEASON	TEAM	GP-GS	MIN/AVG	FG-FGA	FG%	3FG-3FGA	3FG%	FT-FTA	FT%	OFF	DEF	TOT	AVG	PF-FO	A	TO	BLK	STL	PTS	AVG
2022-23	VALPO	31-22	561/18.1	50-134	.373	38-111	.342	6-6	1.000	13	88	101	3.3	63-3	8	23	4	6	144	4.6
2023-24	Pur-FW	36-0	663/18.4	77-195	.395	67-178	.376	6-7	.857	15	67	82	2.3	97-5	18	12	6	13	227	6.3
2024-25	Pur-FW	4-4	95/23.8	11-23	.478	11-22	.500	0-0	.000	0	9	9	2.3	5-0	2	2	1	0	33	8.3
TOTAL FOR Pur-FW		40-4	758/19.0	88-218	.404	78-200	.390	6-7	.857	15	76	91	2.3	102-5	20	14	7	13	260	6.5
TOTAL		71-26	1319/18.6	138-352	.392	116-311	.373	12-13	.923	28	164	192	2.7	165-8	28	37	11	19	404	5.7



13

DEANGELO
ELISEE

RS Senior | 6-9 | 260
Nassau, Bahamas
North Florida Educational Institute
Triton College

FORWARD

2024-25 HIGH	CATEGORY	CAREER HIGH
14, at UCF, 11/8/24	Minutes	14, at UCF, 11/8/24
4, vs. Beth.-Cookman, 11/12/24	Points	3, at UCF, 11/8/24
3, vs. Beth.-Cookman, 11/12/24	Rebounds	3, vs. Beth.-Cookman, 11/12/24
-	Assists	-
1, vs. Beth.-Cookman, 11/12/24	Steals	1, vs. Beth.-Cookman, 11/12/24
1, twice	Blocks	1, twice
1, at UCF, 11/8/24	FG Made	1, twice
1, twice	FG Attempts	2, vs. Detroit Mercy, 12/31/23
1, at UCF, 11/8/24	3-PT Made	1, at UCF, 11/8/24
1, at UCF, 11/8/24	3-PT Attempts	1, at UCF, 11/8/24
4, vs. Beth.-Cookman, 11/12/24	FT Made	4, vs. Beth.-Cookman, 11/12/24
4, vs. Beth.-Cookman, 11/12/24	FT Attempts	4, vs. Beth.-Cookman, 11/12/24

2024-25 GAME-BY-GAME

Opponent	Date	GS	MIN	Total		3-Pointers		Free throws		Rebounds				PF	A	TO	BLK	STL	PTS	AVG
				FG-FGA	PCT	3FG-3FGA	PCT	FT-FTA	PCT	OFF	DEF	TOT	AVG							
Bluffton	11/04/2024		06:34	0-0	.000	0-0	.000	0-0	.000	0	2	2	2.0	0	0	0	1	0	0	0.0
at UCF	11/08/2024		14:14	1-1	1.000	1-1	1.000	0-0	.000	0	1	1	1.5	2	0	0	1	0	3	1.5
Bethune-Cookman	11/12/2024		09:26	0-1	.000	0-0	.000	4-4	1.000	3	0	3	2.0	4	0	0	0	1	4	2.3
Southern Ind.	11/16/2024		04:46	0-0	.000	0-0	.000	0-0	.000	0	0	0	1.5	1	0	0	0	0	0	1.8
Totals		0	35:00	1-2	.500	1-1	1.000	4-4	1.000	3	3	6	1.5	7	0	0	2	1	7	1.8

Player Averages

Games Played	Minutes/ game	Points/ game	FG Pct	3FG Pct	FT Pct	Rebounds/ game	Assists/ game	Turnovers/ game	Assist/Turnover ratio	Steals/ game	Blocks/ game
4	8.8	1.8	50.0	100.0	100.0	1.5	0.0	0.0	0.0	0.3	0.5

'DON FACT

• Can play the guitar, picking it up form his brothers. Both of his older brothers play the bass guitar.

CAREER STATS

				Field Goals		3-Point		F-Throws		Rebounds									Scoring	
SEASON	TEAM	GP-GS	MIN/AVG	FG-FGA	FG%	3FG-3FGA	3FG%	FT-FTA	FT%	OFF	DEF	TOT	AVG	PF-FO	A	TO	BLK	STL	PTS	AVG
2023-24	Pur-FW	3-0	7/2.3	1-2	.500	0-0	.000	0-0	.000	0	0	0	0.0	1-0	0	0	0	0	2	0.7
2024-25	Pur-FW	4-0	35/8.8	1-2	.500	1-1	1.000	4-4	1.000	3	3	6	1.5	7-0	0	0	2	1	7	1.8
TOTAL		7-0	42/6.0	2-4	.500	1-1	1.000	4-4	1.000	3	3	6	0.9	8-0	0	0	2	1	9	1.3



24

KEATON
DUKES

Junior | 6-3 | 170
Syracuse, Ind.
Wawasee

GUARD

2024-25 HIGH	CATEGORY	CAREER HIGH
2, vs. Bluffton, 11/4/24	Minutes	12, vs. Andrews, 11/9/23
6, vs. Bluffton, 11/4/24	Points	6, twice
-	Rebounds	2, twice
-	Assists	1, vs. Andrews, 11/9/23
-	Steals	1, twice
-	Blocks	-
2, vs. Bluffton, 11/4/24	FG Made	2, three times
2, vs. Bluffton, 11/4/24	FG Attempts	4, vs. Andrews, 11/9/23
2, vs. Bluffton, 11/4/24	3-PT Made	2, twice
2, vs. Bluffton, 11/4/24	3-PT Attempts	3, vs. Manchester, 11/14/22
-	FT Made	-
-	FT Attempts	2, twice

2024-25 GAME-BY-GAME

Opponent	Date	GS	MIN	Total		3-Pointers		Free throws		Rebounds				PF A TO BLK STL PTS AVG			
				FG-FGA	PCT	3FG-3FGA	PCT	FT-FTA	PCT	OFF	DEF	TOT	AVG				
Bluffton	11/04/2024		02:12	2-2	1.000	2-2	1.000	0-0	.000	0	0	0	0.0	0	0	0	0
Southern Ind.	11/16/2024		01:04	0-1	.000	0-1	.000	0-0	.000	0	0	0	0.0	0	0	0	0
Totals		0	03:16	2-3	.667	2-3	.667	0-0	.000	0	0	0	0.0	0	0	0	0

Player Averages

Games Played	Minutes/ game	Points/ game	FG Pct	3FG Pct	FT Pct	Rebounds/ game	Assists/ game	Turnovers/ game	Assist/Turnover ratio	Steals/ game	Blocks/ game
2	1.6	3.0	66.7	66.7	0.0	0.0	0.0	0.0	0.0	0.0	0.0

'DON FACT

• Considered himself an "elite" fisherman, saying he is the best fisherman on the team.

CAREER STATS

				Field Goals		3-Point		F-Throws		Rebounds									Scoring	
SEASON	TEAM	GP-GS	MIN/AVG	FG-FGA	FG%	3FG-3FGA	3FG%	FT-FTA	FT%	OFF	DEF	TOT	AVG	PF-FO	A	TO	BLK	STL	PTS	AVG
2022-23	Pur-FW	2-0	7/3.7	2-6	.333	0-4	.000	0-2	.000	0	2	2	1.0	1-0	0	0	0	0	4	2.0
2023-24	Pur-FW	10-0	28/2.8	2-6	.333	2-6	.333	0-2	.000	0	5	5	0.5	1-0	1	0	1	2	6	0.6
2024-25	Pur-FW	2-0	3/1.6	2-3	.667	2-3	.667	0-0	.000	0	0	0	0.0	0-0	0	0	0	0	6	3.0
TOTAL		14-0	39/2.8	6-15	.400	4-13	.308	0-4	.000	0	7	7	0.5	2-0	1	0	1	2	16	1.1



32

ERIC
MULDER

Junior | 6-8 | 225
Oskaloosa, Iowa
Pella Christian

FORWARD

2024-25 HIGH	CATEGORY	CAREER HIGH
30, vs. Beth.-Cookman, 11/12/24	Minutes	35, at Robert Morris, 1/12/24
14, vs. Bluffton, 11/4/24	Points	19, vs. Detroit Mercy, 12/31/23
11, vs. Bluffton, 11/4/24	Rebounds	15, at Tarleton St., 3/25/24
1, vs. Bluffton, 11/4/24	Assists	5, vs. Bluffton, 11/4/24
3, vs. Bluffton, 11/4/24	Steals	3, seven times
2, vs. Southern Ind., 11/16/24	Blocks	4, vs. Milwaukee, 2/1/24
6, vs. Bluffton, 11/4/24	FG Made	7, at IUPUI, 2/10/24
7, vs. Bluffton, 11/4/24	FG Attempts	10, vs. Manchester, 11/14/22
-	3-PT Made	-
1, vs. Beth.-Cookman, 11/12/24	3-PT Attempts	3, vs. Manchester, 11/14/22
4, vs. Southern Ind., 11/16/24	FT Made	5, twice
6, vs. Southern Ind., 11/16/24	FT Attempts	9, twice

2024-25 GAME-BY-GAME

Opponent	Date	GS	MIN	Total		3-Pointers		Free throws		Rebounds				PF	A	TO	BLK	STL	PTS	AVG
				FG-FGA	PCT	3FG-3FGA	PCT	FT-FTA	PCT	OFF	DEF	TOT	AVG							
Bluffton	11/04/2024	*	23:24	6-7	.857	0-0	.000	2-3	.667	3	8	11	11.0	1	1	1	1	3	14	14.0
at UCF	11/08/2024	*	19:30	5-5	1.000	0-0	.000	1-1	1.000	6	0	6	8.5	5	0	0	0	1	11	12.5
Bethune-Cookman	11/12/2024	*	30:34	3-6	.500	0-1	.000	2-2	1.000	5	3	8	8.3	3	0	0	1	2	8	11.0
Southern Ind.	11/16/2024	*	28:10	3-3	1.000	0-0	.000	4-6	.667	4	5	9	8.5	3	0	0	2	0	10	10.8
Totals		4	101:38	17-21	.810	0-1	.000	9-12	.750	18	16	34	8.5	12	1	1	4	6	43	10.8

Player Averages

Games Played	Minutes/game	Points/game	FG Pct	3FG Pct	FT Pct	Rebounds/game	Assists/game	Turnovers/game	Assist/Turnover ratio	Steals/game	Blocks/game
4	25.4	10.8	81.0	0.0	75.0	8.5	0.3	0.3	1.0	1.5	1.0

'DON FACT

• In high school, raised goats and sold them to fund the purchase of his first car.

CAREER STATS

				Field Goals		3-Point		F-Throws		Rebounds									Scoring	
SEASON	TEAM	GP-GS	MIN/AVG	FG-FGA	FG%	3FG-3FGA	3FG%	FT-FTA	FT%	OFF	DEF	TOT	AVG	PF-FO	A	TO	BLK	STL	PTS	AVG
2022-23	Pur-FW	32-0	270/8.4	34-52	.654	0-4	.000	20-39	.513	37	34	71	2.2	43-0	4	12	9	8	88	2.8
2023-24	Pur-FW	35-35	886/25.3	99-142	.697	0-2	.000	27-78	.346	117	142	259	7.4	91-3	14	24	34	46	225	6.4
2024-25	Pur-FW	4-4	102/25.4	17-21	.810	0-1	.000	9-12	.750	18	16	34	8.5	12-1	1	1	4	6	43	10.8
TOTAL		71-39	1257/17.7	150-215	.698	0-7	.000	56-129	.434	172	192	364	5.1	146-4	19	37	47	60	356	5.0

LEAD / DEFICIT COMPARISON

	Largest Lead	Largest Deficit	Total Leading	Total Tied	Total Trailing	Final
NOTRE DAME (EXH.)	NA	38 (2nd, :56)	NA	:42	29:18	L, 91-54
BLUFFTON	53 (2nd, :26)	NA	39:31	:29	NA	W, 99-47
at UCF	6 (1st, 13:37)	7 (2nd, :00)	18:49	6:40	15:31	L, 75-68
BETHUNE-COOKMAN	22 (2nd, :45)	2 (1st, 4:50)	38:23	1:27	:11	W, 91-69
SOUTHERN INDIANA	23 (2ND, 3:35)	NA	39:31	NA	NA	W, 93-74

at Penn State

vs. Drexel

vs. TBD

at Texas A&M Commerce

at Detroit Mercy

ROBERT MORRIS

IU INDIANAPOLIS

at Eastern Michigan

DEFIANCE

at Michigan

at Green Bay

at Northern Kentucky

YOUNGSTOWN STATE

MILWAUKEE

DETROIT MERCY

at Wright State

at Oakland

at IU Indianapolis

CLEVELAND STATE

at Milwaukee

WRIGHT STATE

GREEN BAY

at Youngstown State

at Robert Morris

OAKLAND

NORTHERN KENTUCKY

at Cleveland State

Year	Record	Coach
NCAA Division III (Independent)		
1973-74	5-21	George Wehrmeister
1974-75	12-12	Gene Hany
1975-76	15-12	Gordon Stauffer
1976-77	8-19	Gordon Stauffer
1977-78	8-16	Gordon Stauffer
1978-79	6-21	Gordon Stauffer
1979-80	3-21	Ken Workman
1980-81	9-17	Ken Workman
1981-82	2-24	Ken Workman
NCAA Division II (Independent)		
1982-83	15-13	Tim Russell
1983-84	18-10	Tim Russell
NCAA Division II (Great Lakes Valley)		
1984-85	16-11, 7-7	Tim Russell
1985-86	10-18, 3-13	Tim Russell
1986-87	9-19, 3-13	Tim Russell
1987-88	15-13, 8-8	Andy Piazza
1988-89	21-7, 10-6	Andy Piazza
1989-90	20-8, 10-8	Andy Piazza
1990-91	16-12, 8-10	Andy Piazza
1991-92	21-7, 12-6	Andy Piazza
1992-93	23-6, 15-3	Andy Piazza
1993-94	8-19, 4-14	Andy Piazza
1994-95	10-17, 8-10	Andy Piazza
1995-96	8-19, 4-16	Andy Piazza
1996-97	12-15, 7-13	John Williams
1997-98	10-16, 2-16	John Williams
1998-99	10-17, 7-15	John Williams
1999-00	11-16, 8-12	Doug Noll
2000-01	7-23, 4-16	Doug Noll
NCAA Division I (Independent)		
2001-02	7-21	Doug Noll
2002-03	9-21	Doug Noll
2003-04	3-25	Doug Noll
2004-05	7-22	Doug Noll (3-13) & Joe Pechota (4-9)
2005-06	10-18	Dane Fife
2006-07	12-17	Dane Fife
NCAA Division I (Summit League)		
2007-08	13-18, 9-9	Dane Fife
2008-09	13-17, 8-10	Dane Fife
2009-10	16-15, 9-9	Dane Fife
2010-11	18-12, 11-7	Dane Fife
2011-12	11-19, 5-13	Tony Jasick
2012-13	16-17, 7-9	Tony Jasick
2013-14	25-11, 10-4	Tony Jasick
2014-15	16-15, 9-7	Jon Coffman
2015-16	24-10, 12-4	Jon Coffman
2016-17	20-13, 8-8	Jon Coffman
2017-18	18-15, 7-7	Jon Coffman
2018-19	18-15, 9-7	Jon Coffman
2019-20	14-19, 6-10	Jon Coffman
NCAA Division I (Horizon League)		
2020-21	8-15, 6-14	Jon Coffman
2021-22	21-12, 15-6	Jon Coffman
2022-23	17-15, 9-11	Jon Coffman
2023-24	23-13, 11-9	Jon Coffman

WHY MASTODONS?

It all started about 10,000 years ago ...

That's when mastodons roamed the southern Great Lakes region of North America. These stocky versions of modern elephants reached heights of about ten feet at the shoulder, with tusks that curved upward that were six feet or more in length. Mastodons were browsers who fed mostly on leaves and twigs from small trees and shrubs.

One such mastodon found its final resting place about two miles south of Angola, Indiana, on land that would eventually become part of Orsie Routsong's farm. In the fall of 1968, Routsong decided to expand a small pond on his property. An excavator was hired and instructed to pile the excavated material around the edge of the pond. Several days after the excavation was finished a heavy rain storm pounded the piles of dirt.

The next day, a young neighbor boy of Routsong's discovered a large bone in one of the dirt piles. Routsong knew it was something out of the ordinary, so he called Jack Sunderman, chair of the IPFW Geology Department, to identify the bone, and to ask for advice on what to do with it. Sunderman says his first question was, "How big is the bone," with Routsong's answer being "pretty big, maybe 3 or 4 feet long."

When Sunderman got to the farm, he identified the bone as a leg bone of a mastodon. He told Routsong a skeleton like this would have scientific and instructional value if a large portion of it could be located. Routsong agreed, and also agreed to have the IPFW Geology Department do the excavation. Sunderman got two more faculty members, Geoffrey Matthews and Bernd Erdtmann, and several geology students to help in the project.

After all the mastodon bones were collected, cleaned, and preserved, Routsong agreed to have the adult mastodon skeleton placed on permanent display at IPFW;

the skull of a nearby baby mastodon is now on loan to Science Central.

In the spring of 1970, The Communicator (IPFW's student newspaper) began a drive to come up with a mascot for IPFW. **Some of the suggested choices included the Boiler-Hoosiers, Warhawks, Marauders, Frontiersmen, Pioneers, Elfs, and Hobbits.** Those names and others came from student suggestions. Steve Pettyjohn, who served as the student body president in 1968-69, wrote a letter to the editor about the school mascot. In his letter, Pettyjohn extolled the virtues of choosing the mastodon as IPFW's mascot: **"It sounds different, strange - that's exactly why. It's different and yes, even strange. For God's Sakes, let's have the courage to be a little different."**

In the meantime, former Indiana Congressman Mark Souder, who served as student body president in 1969-70, recalls being lobbied by the Geology Club to choose the mastodon.

According to Nusbaumer, "Souder appointed a committee in student government to select a name although he was lobbying hard for the mastodon." After some discussion on the subject, Souder says a vote was taken by the committee and the mastodon came out the winner. Souder finished his recollection with these thoughts. "History shows that the advocacy of the geology club was correct. The fast, decisive action of the elected student government—though it did not please everyone and was not a precedent that the University desired to see—has also been upheld by history as Purdue Fort Wayne regularly scores high in any list of unique university nicknames; **even in this era when everybody strives to be different. We did it decades ago.**"

QUICK FACTS

City / Zip	Fort Wayne, IN / 46805
Founded	1964
Enrollment	6,289
Nickname	Mastodons
Colors	Gold and Black
Affiliation	NCAA Division I
Conference	Horizon League
Chancellor	Ron Elsenbaumer
Athletic Director	Kelley Hartley Hutton

ALL-TIME OVERTIME GAMES IN THE DIVISION I ERA (2001-02 - PRESENT)

Date	Opponent	W/L	Score	
01/15/02	EASTERN KENTUCKY	L	96-100	2 OT
02/19/02	CHICAGO STATE	W	88-86	
11/19/02	vs. Florida Atlantic (in Fort Collins, Colo.)	L	86-93	2 OT
01/07/03	IUPUI	W	86-80	
12/23/04	MAINE	L	64-67	
02/23/05	at Valparaiso	L	72-74	
01/05/06	LONGWOOD	W	92-90	
11/21/06	at Western Illinois	W	97-95	5 OT
02/23/08	IUPUI	L	81-88	
03/01/08	at Southern Utah	L	89-99	
11/22/08	EASTERN ILLINOIS	W	81-77	
01/31/10	at IUPUI	W	62-60	
02/04/10	ORAL ROBERTS	L	68-71	
02/13/10	at Southern Utah	W	72-65	
11/16/10	at Xavier	L	66-76	
12/02/10	KANSAS CITY	W	76-72	
12/10/11	at Omaha	W	83-80	
11/16/12	vs. UTPA (in Ypsilanti, Mich.)	W	97-94	3 OT
01/26/13	IUPUI	W	80-79	
03/01/14	at Omaha	W	96-95	
12/22/15	at Western Michigan	W	89-86	
01/16/16	at Omaha	W	106-101	
11/22/16	INDIANA	W	71-68	
02/04/17	at Denver	L	73-76	
02/11/17	OMAHA	W	108-101	
02/25/17	at Western Illinois	W	96-92	
01/17/18	at Western Illinois	L	74-75	
12/30/18	at North Dakota State	W	90-87	
01/24/19	OMAHA	L	79-85	
11/25/20	SOUTHEASTERN LOUISIANA	W	67-63	
01/08/21	UIC	W	96-89	
02/25/21	at Green Bay (HL First Round)	W	89-84	2 OT
03/02/21	at Cleveland State (HL Quarterfinals)	L	104-108	3 OT
11/27/21	vs. Western Michigan (in Fort Myers, Fla.)	L	85-93	
02/16/22	CLEVELAND STATE	W	102-98	3 OT
12/03/22	OAKLAND	W	79-73	
01/12/24	at Robert Morris	L	88-91	
02/28/24	at Wright State	W	79-77	

Total Games: 38

Record: 24-14

Home Games: 12-5

Road Games: 11-7

Neutral Games: 1-2

League Tournament Games: 1-1

Multiple Overtimes: 4-3

NO PLACE LIKE HOME (SINCE 2006-07)

Year	At Home	At Gates	At Coliseum
2006-07	8-5	3-1	5-4
2007-08	10-3	1-0	9-3
2008-09	8-5	1-1	7-4
2009-10	10-4	1-1	9-3
2010-11	11-3	1-0	10-3
2011-12	8-5	2-2	6-3
2012-13	10-4	2-2	8-2
2013-14	13-2	12-2	1-0
2014-15	10-5	9-5	1-0
2015-16	12-1	7-1	5-0
2016-17	14-3	8-2	6-1
2017-18	13-3	4-1	9-2
2018-19	11-5	3-3	8-2
2019-20	10-5	3-2	7-3
2020-21	5-6	5-6	0-0
2021-22	14-2	2-0	12-2
2022-23	8-5	2-1	6-4
2023-24	11-5	7-0	4-5
2024-25	3-0	1-0	2-0
Total	189-71 (.722)	74-30 (.705)	115-41 (.734)

ON JOHN KONCHAR

John Konchar dominated these game notes from 2015-19. He is now a member of the Memphis Grizzlies. Let's look back on some of his collegiate accomplishments.

- Finished his collegiate career as the first student-athlete in NCAA Division I men's basketball history to record 2,000 points, 1,000 rebounds, 500 assists and 200 steals.

- Since 1992-93, he was the only player in NCAA Division I with two seasons of 450 points, 200 rebounds, 150 assists and 60 steals.

- Konchar graduated as the program record for points, (2,065), field goals (759) and rebounds (1,150) in addition to holding the DI era records for steals (272) and assists (554).

- He was the first player in Summit League history to record a triple-double in the Summit League Tournament, thanks to 18 points, 10 rebounds and 10 assists vs. South Dakota last season.

- 47 career double-doubles

- March 28, 2019 declared "John Konchar Day" by Fort Wayne Mayor Tom Henry

- John Konchar's sports-reference.com career offensive rating of 130.7 is the best ever recorded by the site based on stats going back to 2009-10. The site lists a basic definition of the stat as: "The number of points produced by a player per hundred total individual possessions."



Official Basketball Box Score - Final
Southern Ind. at Purdue Fort Wayne
11/16/24 Allen County War Memorial Coliseum, Fort Wayne, Ind.
2024-25 Men's Basketball

Game Time: 7:00 PM
Game Duration: 1:53
Attendance: 1,161

Officials: Alfred Smith, Bill Jacobson, Stefan Maxwell

Southern Ind. - 74

Record: 1-4

NO.	Name		Min	FG		3P		FT		Rebounds			Fouls		TP	AS	TO	ST	Blocks		+/-
				M-A	M-A	M-A	M-A	M-A	M-A	OR	DR	TOT	PF	FD					BS	BA	
10	Jack Mielke	F	34:09	3-10	3-10	0-0	0-0	0-0	0-0	0	4	4	2	1	9	1	0	1	0	1	-15
12	Stephen Olowoniya	F	19:09	2-4	0-0	3-4	0-0	0-0	0-0	0	4	4	3	2	7	0	2	0	0	0	-19
2	Jayland Randall	G	24:51	4-10	0-2	6-6	2-0	2-2	0-0	0	2	2	2	4	14	0	1	0	0	1	-23
4	Sam Kodi	G	08:26	0-1	0-0	0-0	0-0	0-0	0-0	0	2	2	2	0	0	3	0	0	0	0	4
11	Damoni Harrison	G	35:35	5-9	2-4	2-2	0-3	3-1	1-1	14	2	3	0	0	0	3	0	0	0	0	-19
5	Jack Campion		16:36	2-3	1-2	0-0	1-1	2-5	1-5	3	2	0	0	1	5	3	2	0	0	1	-11
21	Alex Horiuk		04:25	0-0	0-0	0-0	0-0	0-0	0-0	0	0	0	0	0	0	0	0	0	0	0	-2
22	Josiah Dunham		17:21	1-1	0-0	0-0	0-4	4-0	0-1	2	0	0	0	1	2	0	0	0	0	0	-5
15	Jared Washington		25:04	6-11	3-7	4-4	1-2	3-4	4-3	19	0	0	0	0	0	0	0	0	0	0	-5
13	Sam Mervis		05:04	0-2	0-0	0-0	0-0	0-0	0-0	0	0	0	0	0	0	1	1	0	0	1	-4
3	Jadyn Shider		06:08	2-3	0-0	0-0	0-2	2-0	2-0	4	0	1	0	0	0	1	0	0	0	0	-2
8	Luther Smith		01:04	0-0	0-0	0-0	0-0	0-0	0-0	0	0	0	0	0	0	0	0	0	0	0	2
33	Cayden Gehlhausen		01:04	0-0	0-0	0-0	0-0	0-0	0-0	0	0	0	0	0	0	0	0	0	0	0	2
35	Luke Davis		01:04	0-0	0-0	0-0	0-0	0-0	0-0	0	0	0	0	0	0	0	0	0	0	0	2
Team										1	1	2			0		1				
Totals				25-54	9-25	15-16	5	23	28	21	13	74	10	11	1	0	4	1	0	4	-19

Shooting By Period			
1 st	FG%	14-31	45.2%
	3PT%	5-14	35.7%
	FT%	2-2	100%
2 nd	FG%	11-23	47.8%
	3PT%	4-11	36.4%
	FT%	13-14	92.9%
GM	FG%	25-54	46.3%
	3PT%	9-25	36.0%
	FT%	15-16	93.8%

Dead Ball Rebounds: 1, 0

Technical Fouls::NONE

Purdue Fort Wayne - 93

Record: 3-1

NO.	Name		Min	FG		3P		FT		Rebounds			Fouls		TP	AS	TO	ST	Blocks		+/-
				M-A	M-A	M-A	M-A	M-A	M-A	OR	DR	TOT	PF	FD					BS	BA	
11	Maximus Nelson	F	20:08	3-5	3-4	0-0	0-2	2-0	0-1	9	0	0	0	0	0	0	0	0	0	0	9
32	Eric Mulder	F	28:10	3-3	0-0	4-6	4-5	9-3	4-10	0	0	0	0	2	12	0	0	0	2	0	12
0	Rasheed Bello	G	31:57	4-11	2-4	8-8	0-1	1-1	6-18	2	1	0	0	0	20	2	1	0	0	0	20
1	Jalen Jackson	G	30:42	11-19	2-6	5-6	1-3	4-1	4-29	3	0	3	0	0	19	3	0	3	0	0	19
3	Quinton Morton-Robertson	G	32:47	3-8	3-8	3-4	0-4	4-0	2-12	4	0	1	0	0	15	4	0	1	0	0	15
10	Corey Hadnot II		22:33	1-5	0-1	2-2	0-2	2-2	4-3	2	1	0	0	0	15	3	2	1	0	0	15
7	Chandler Cuthrell		12:23	1-1	1-1	2-2	0-4	4-0	1-5	0	0	0	0	1	10	0	0	0	1	0	10
13	Deangelo Elisee		04:46	0-0	0-0	0-0	0-0	0-0	0-0	0	0	0	1	0	0	0	0	0	0	0	0
2	Trey Lewis		10:43	1-2	1-2	0-0	2-2	4-4	1-3	3	1	2	0	1	-3	1	2	0	1	0	-3
4	Chris Morgan		04:47	1-1	1-1	0-0	0-0	0-0	0-0	3	0	3	0	0	0	0	0	0	0	0	0
24	Keaton Dukes		01:04	0-1	0-1	0-0	0-0	0-0	0-0	0	0	0	0	0	-2	0	0	0	0	0	-2
Team										1	1	2			0		0				
Totals				28-56	13-28	24-28	8	24	32	13	21	93	13	8	5	4	0	19	4	0	19

Shooting By Period			
1 st	FG%	13-27	48.1%
	3PT%	5-11	45.5%
	FT%	10-13	76.9%
2 nd	FG%	15-29	51.7%
	3PT%	8-17	47.1%
	FT%	14-15	93.3%
GM	FG%	28-56	50.0%
	3PT%	13-28	46.4%
	FT%	24-28	85.7%

Dead Ball Rebounds: 1, 0

Technical Fouls::NONE

	USI	PFW
Biggest lead	0 (1 st 20:00)	23 (2 nd 3:35)
Best Scoring Run	8 (2 nd 13:44)	11 (2 nd 3:35)
Lead Changes	0	
Times Tied	0	
Time with Lead	00:00	39:31

	USI	PFW
Points from		
Turnovers	10	17
Paint	22	30
Second Chance	6	9
Fast Breaks	6	11
Bench	30	15

Period by Period Scoring			
	1st	2nd	TOT
USI	35	39	74
PFW	41	52	93



2024-25 Purdue Fort Wayne Men's Basketball Combined Team Statistics All games

Page 1/1
as of Nov 17, 2024

Game Records

Record	Overall	Home	Away	Neutral
ALL GAMES	3-1	3-0	0-1	0-0
CONFERENCE	0-0	0-0	0-0	0-0
NON-CONFERENCE	3-1	3-0	0-1	0-0

Score by Periods

Team	1st	2nd	OT	TOT
Purdue Fort Wayne	160	191	0	351
Opponents	125	140	0	265

Team Box Score

No.	Player				Total		3-Point		F-Throw		Rebounds													
		GP-GS	MIN	AVG	FG-FGA	FG%	3FG-3FGA	3FG%	FT-FTA	FT%	OFF	DEF	TOT	AVG	PF	DQ	A	TO	BLK	STL	PTS	AVG		
0	BELLO, Rasheed	4-4	124:21	31.1	24-52	.462	11-26	.423	15-16	.938	2	4	6	1.5	5	0	11	8	2	8	74	18.5		
1	JACKSON, Jalen	4-4	109:47	27.4	22-52	.423	3-13	.231	21-27	.778	3	19	22	5.5	7	0	10	5	3	9	68	17.0		
32	MULDER, Eric	4-4	101:38	25.4	17-21	.810	0-1	.000	9-12	.750	18	16	34	8.5	12	1	1	1	4	6	43	10.8		
10	HADNOT II, Corey	4-0	80:06	20.0	13-29	.448	1-7	.143	7-7	1.000	0	7	7	1.8	9	0	8	6	1	3	34	8.5		
11	NELSON, Maximus	4-4	95:04	23.8	11-23	.478	11-22	.500	0-0	.000	0	9	9	2.3	5	0	2	2	1	0	33	8.3		
3	MORTON-ROBERTSON, Quinton	4-4	120:31	30.1	12-29	.414	4-17	.235	3-5	.600	0	22	22	5.5	5	0	14	4	0	4	31	7.8		
7	CUTHRELL, Chandler	4-0	57:41	14.4	9-18	.500	3-10	.300	4-6	.667	2	13	15	3.8	5	0	0	1	1	1	25	6.3		
2	LEWIS, Trey	4-0	54:47	13.7	9-19	.474	3-8	.375	2-2	1.000	3	3	6	1.5	7	0	1	6	2	4	23	5.8		
24	DUKES, Keaton	2-0	03:16	1.6	2-3	.667	2-3	.667	0-0	.000	0	0	0	0.0	0	0	0	0	0	0	6	3.0		
4	MORGAN, Chris	2-0	14:03	7.0	2-2	1.000	1-1	1.000	0-0	.000	0	1	1	0.5	1	0	1	5	0	1	5	2.5		
5	DEJURNETT, Johnathan	1-0	03:45	3.8	1-1	1.000	0-0	.000	0-0	.000	0	0	0	0.0	0	0	0	0	0	0	2	2.0		
13	ELISEE, Deangelo	4-0	35:00	8.8	1-2	.500	1-1	1.000	4-4	1.000	3	3	6	1.5	7	0	0	0	2	1	7	1.8		
Team											5	7	12					2						
Total		4	800		123-251	.490	40-109	.367	65-79	.823	36	104	140	35.0	63	1	48	40	16	37	351	87.8		
Opponents		4	800		92-227	.405	27-100	.270	54-70	.771	36	95	131	32.8	67	3	43	66	11	22	265	66.3		

Team Statistics

	PUR-FW	OPP
Scoring	351	265
Points per game	87.8	66.3
Scoring margin	+21.5	-
Field goals-att	123-251	92-227
Field goal pct	.490	.405
3 point fg-att	40-109	27-100
3-point FG pct	.367	.270
3-pt FG made per game	10.0	6.8
Free throws-att	65-79	54-70
Free throw pct	.823	.771
F-Throws made per game	16.3	13.5
Rebounds	140	131
Rebounds per game	35.0	32.8
Rebounding margin	+2.3	-
Assists	48	43
Assists per game	12.0	10.8
Turnovers	40	66
Turnovers per game	10.0	16.5
Turnover margin	+6.5	-
Assist/turnover ratio	1.2	0.7
Steals	37	22
Steals per game	9.3	5.5
Blocks	16	11
Blocks per game	4.0	2.8
Winning streak	2	-
Home win streak	3	-
Attendance	4004	7768
Home games-Avg/Game	3-1335	1-7768
Neutral site-Avg/Game	-	0-0

Team Results

Date	Opponent		Score	Att.
11/04/2024	Bluffton	W	99-47	887
11/08/2024	at UCF	L	68-75	7768
11/12/2024	Bethune-Cookman	W	91-69	1956
11/16/2024	Southern Ind.	W	93-74	1161