

12/7/24 - 8 P.M.

GAME #13

941 WINS (7th in Nation)

53 BOWL GAMES (7-9th in Nation)

31 BOWL WINS (T-4th in Nation)

102 FIRST-TEAM ALL-AMERICANS (T-7th in Nation)

Indianapolis, Ind.
Lucas Oil Stadium (70,000)Series: Penn State Leads 3-1
Last Meeting: Penn State, 38-20
January 2, 1995#3 PENN STATE
NITTANY LIONS11-1, 8-1 Big Ten
H: 6-1, A: 5-0, N: 0-0Head Coach: James Franklin (East Stroudsburg '95)
Record at Penn State (11th season): 99-40 (.712)
Career Record (14th season): 123-55 (.691)
vs. Oregon First Meeting

SCHEDULE/RESULTS

		vs	(E.T.)		
8.31	8/9	at West Virginia (RV/RV)	W, 34-12	FOX	
9.7	8/8	Bowling Green	W, 34-27	BTN	
9.21	10/8	Kent State	W, 56-0	BTN	
9.28	9/8	Illinois* (19/21)	W, 21-7	NBC	
10.5	7/7	UCLA*	W, 27-11	FOX	
10.12	4/5	at USC* (RV/RV)	W, 33-30 (OT)	CBS	
10.26	3/3	at Wisconsin*	W, 28-13	NBC	
11.2	3/3	Ohio State* (4/4)	L, 13-20	FOX	
11.9	6/6/7	Washington* (-RV/-)	W, 35-6	Peacock	
11.16	4/4/5	at Purdue*	W, 49-10	CBS	
11.23	4/4/4	at Minnesota*	W, 26-25	CBS	
11.30	4/4/4	Maryland*	W, 44-7	BTN	
12.7	3/3/3	vs. Oregon (1/1/1) ^	8 p.m.	CBS	

* - Big Ten game Rankings: CFP/AP/Coaches
^ - Big Ten Championship Game (Lucas Oil Stadium, Indianapolis)PxP: Brad Nessler
Analyst: Gary Danielson
Sideline: Jenny DellPxP: Steve Jones
Analyst: Jack Ham
Sideline: Brian Tripp
Local: 99.5 & 103.7 FM/1450 AM
Web: GoPSUsports.com
Sirius XM: 82/161/195

BY THE NUMBERS

81

Tyler Warren now holds the Big Ten tight end season receptions record with 81 catches.

32

Penn State has 32 wins over the last three seasons (2022-24), marking the fourth time in program history with 32+ wins over a three-year span.

11

Penn State reached 11 wins in a season for the 20th time in program history and 11 regular-season wins for the seventh time.

10

Abdul Carter has 10 sacks this season, becoming the first Nittany Lion with 10+ sacks in a season since Carl Nassib's 15.5 in 2015.

#1 OREGON
DUCKS12-0, 9-0 Big Ten
H: 6-0, A: 6-0, N: 0-0Head Coach: Dan Lanning (William Jewell '08)
Record at Oregon (3rd season): 34-5 (.872)
Career Record (3rd season): same
vs. Penn State First Meeting

SCHEDULE/RESULTS

		vs	(E.T.)		
8.31	3/3	Idaho	W, 24-14	BTN	
9.7	7/6	Boise State (RV/RV)	W, 37-34	Peacock	
9.14	9/6	at Oregon State	W, 49-14	FOX	
9.28	8/7	at UCLA*	W, 34-13	FOX	
10.4	6/6	Michigan State*	W, 31-10	FOX	
10.12	3/3	Ohio State* (2/2)	W, 32-31	NBC	
10.18	2/2	at Purdue*	W, 35-0	FOX	
10.26	1/1	Illinois* (20/21)	W, 38-9	CBS	
11.2	1/1	at Michigan* (-RV)	W, 38-17	CBS	
11.9	1/1/1	Maryland*	W, 39-18	BTN	
11.16	1/1/1	at Wisconsin*	W, 16-13	NBC	
11.30	1/1/1	Washington*	W, 49-21	NBC	
12.7	1/1/1	vs. Penn State (3/3/3) ^	8 p.m.	CBS	

* - Big Ten game Rankings: CFP/AP/Coaches
^ - Big Ten Championship Game (Lucas Oil Stadium, Indianapolis)

INSIDE THE GAME

NO. 3 PENN STATE MEETS NO. 1 OREGON
IN BIG TEN CHAMPIONSHIP GAME

- OPENING KICK:** No. 3 Penn State takes on No. 1 Oregon in the 2024 Discover Big Ten Championship Game in Lucas Oil Stadium on Saturday, December 7. Kickoff is set for 8 p.m. on CBS.
- SERIES HISTORY:** Penn State meets Oregon for the fifth time in program history. The Nittany Lions own a 3-1 advantage in the series. The last matchup was the 1995 Rose Bowl with Penn State earning a 38-20 win to conclude a 12-0 season. Ki-Jana Carter rushed for 156 yards and three touchdowns, while Brian Milne and Jon Witman each scored once on the ground.
- 11-WIN SEASON:** Penn State reached 11 wins in a season for the 20th time in program history and 11 regular season wins for the seventh time. The Nittany Lions won 11 games in a season for the fifth time under James Franklin (2016, 2017, 2019, 2022, 2024). Penn State is one of six FBS programs with 11 wins in at least five of the last nine seasons. Penn State has won 32 games over the last three seasons (2022, 2023, 2024), marking the fourth time in program history that Penn State has won 32 or more games over a three-season span, joining 1971-73 (33), 1972-74 (32) and 1994-96 (32).
- WARREN KEEPS BREAKING RECORDS:** Tyler Warren, voted Kwalick-Clark Big Ten Tight End of the Year, broke three more tight end records in PSU's win over Maryland. Warren broke a tie with Wisconsin's Travis Beckum (75; 2007) for the Big Ten tight end season receptions record and has 81 receptions this year. On a 7-yard touchdown catch, Warren hauled in his 17th career touchdown reception, breaking a tie with Pat Freiermuth (16; 2018-20) for the PSU tight end career touchdown receptions record. In the third quarter, Warren set the PSU tight end career receptions record, previously held by Mike Gesicki (129; 2014-17), and now owns 130 career receptions. He also holds PSU tight end records for career receiving yards (1,584), career 100-yard receiving games (5), season receptions (81) and season receiving yards (978).
- THE OPPOSITION:** No. 1 Oregon finished the regular season with a 12-0 record, including a 9-0 mark in Big Ten play. Oregon concluded the regular season with a 49-21 win over Washington. Dillon Gabriel threw for 209 yards and two touchdowns, while scoring on a 4-yard run. Oregon scored five touchdowns on the ground. On defense, the Ducks tallied 16 tackles for loss and 10 sacks.

BREAKDOWN (STAT LEADERS)

RUSHING	Penn State: #10 Nicholas Singleton 121 for 733 yds (66.6 ypg; 6.1 ypc), 7 TD	Oregon: #20 Jordan James 206 for 1,166 yds (97.2 ypg; 5.7 ypc), 13 TD
PASSING	Penn State: #15 Drew Allar 204-of-285 (71.6%), 2,668 yds (222.3 ypg), 18 TD/5 INT, 81.6 QBR	Oregon: #6 Dillon Gabriel 275-of-374 (73.5%), 3,275 yds (272.9 ypg), 24 TD/6 INT, 85.0 QBR
RECEIVING	Penn State: #44 Tyler Warren 81 for 978 yds (81.5 ypg; 12.1 ypc), 6 TD	Oregon: #15 Tez Johnson 67 for 685 yds (68.5 ypg; 10.2 ypc), 9 TD
DEFENSE	Penn State: #1 Jaylen Reed 75 TT, 4.5 TFL, 1.5 SK, 3 INT (1 TD), 1 FF, 1 FR, 2 PBU, 1 QBH	Oregon: #28 Bryce Boettcher 80 TT, 7.0 TFL, 2.0 SK, 1 INT, 1 FF, 4 PBU

RANKINGS COMPARISON

PSU	FBS	B1G	Stat	B1G	FBS	UO
47.2	14	3	3rd Down Offense Pct.	1	7	49.7
33.5	27	4	3rd Down Defense Pct.	2	15	31.8
71.7	3	2	Completion Pct.	1	1	73.6
169.8	7	3	Passing Defense	4	8	171.5
248.2	40	7	Passing Offense	2	14	277.6
81.6	11	4	Starting Quarterback QBR	2	3	85.0
22.1	33	7	Kick Return Avg.	1	5	27.9
5.9	96	16	Punt Return Avg.	9	43	10.3
76.0	20	2	Red Zone Defense	12	72	83.3
87.0	47	8	Red Zone Offense	7	41	87.5
97.0	7	5	Rushing Defense	7	22	112.3
194.7	25	2	Rushing Offense	5	56	170.9
14.0	6	2	Scoring Defense	4	9	16.2
33.3	30	4	Scoring Offense	3	19	35.2
2.7	27	4	Defensive Sacks Per Game	1	6	3.3
0.9	7	1	Sacks Allowed Per Game	2	13	1.0
30:57	44	7	Time of Possession	9	50	30:42
266.8	4	3	Total Defense	4	7	283.8
442.8	19	2	Total Offense	1	15	448.5
17.7	26	4	Turnover Margin	6	37	+5
+14.4	5	1	Explosive Play Offense Pct.	6	37	14.74
11.22	25	7	Explosive Play Defense Pct.	4	12	10.29

TABLE OF CONTENTS

Page 2	Quick Facts/National Polls/This Day in History
Page 3	Opponent Tracker/B1G/Media Info
Page 4-7	Head Coach James Franklin
Page 8	Oregon Scouting Report/Series History
Page 9-12	Team Notes
9	Penn State vs. the Big Ten/Big Ten's New Teams
10	Milestone Watch
11	At the Start/Record Breakdown
12	Historic Series/Home Sweet Home/
13	Top 10 Beaver Stadium Crowds
13	National Nits
13	Season Honors

Page 14-27	Position Notes
14	Tyler Warren
15	Offensive Notes/Season Honors Welcome To The Game
16	Drew Allar
17	Quarterbacks/Drew Allar
18	Nicholas Singleton/Kaytron Allen
19	Running Backs/Nicholas Singleton
20	Kaytron Allen/Offensive Line/
21	Winningest Programs
21	Wide Receivers/Academic Success/
22	Pronunciations/Coaching Staff POTW
22	Tight Ends/Nittany Lions in the NFL
23	Defensive Notes
24	Defensive Line/Dani Dennis-Sutton/Assistant Coaches

25	Abdul Carter/Cornerbacks/Kobe King
26	Linebackers/Safeties/Jaylen Reed
27	Special Teams/Lettermen Making Their Return/
	Riley Thompson
Page 28-31	Numerical Roster/Alphabetical Roster
Page 32-35	Records Watch
Page 36-39	Game Recaps
Page 40-63	Player Bios
Page 64-67	Season Statistics
Page 68-76	Game-By-Game Statistics
Page 77-78	Long Plays
Page 79	Start Chart
Page 80	Participation
Page 81	The Last Time

PROGRAM NOTES

RECENT SUCCESS

Since 2016, Penn State holds a .752 winning percentage, with a record of 85-28, the eighth-best winning percentage among Power Four programs. Penn State has won at least nine games in six of the last eight seasons and has 10 wins in each of the last three seasons.

ACADEMIC EXCELLENCE

A total of 616 of Penn State football student-athletes have earned Academic All-Big Ten honors since 1993 for owning at least a 3.0 grade point average and being a letterwinner.

ONE OF NATION'S TOUGHEST HOME VENUES

Penn State owns a superlative 322-82 (.797) record inside Beaver Stadium, the nation's second-largest facility, which opened in 1960 and has a capacity of 106,572. The Nittany Lions are 51-10 in Beaver Stadium since 2016, an .836 winning percentage, the eighth-best home record among Power Four teams.

QUICK FACTS

UNIVERSITY

NAME The Pennsylvania State University
LOCATION University Park, Pa.
FOUNDED 1855
ENROLLMENT 48,535 (UP Overall)
NICKNAME Nittany Lions
COLORS Blue & White
CONFERENCE Big Ten
DIVISION NCAA Division I
STADIUM Beaver Stadium (106,572)
STADIUM SURFACE Natural Grass
PRESIDENT Dr. Neeli Bendapudi
V.P. FOR INTERCOLLEGIATE ATHLETICS Dr. Patrick Kraft
HEAD COACH James Franklin (11th Season)
FOOTBALL OFFICE 814-865-0412
TICKET OFFICE 1-800-NITTANY

FOOTBALL HISTORY

FIRST YEAR 1887
ALL-TIME RECORD (135th Season) 941-410-42 (.691)
..... 7th in victories
ALL-TIME BIG TEN RECORD (29th Season) 169-95 (.640)
ALL-TIME BOWL RECORD 31-20-2 (.604)
..... T-4th in bowl victories
YEARS IN POSTSEASON PLAY 53
..... T-9th in bowl appearances
BEAVER STADIUM RECORD 322-82 (.797)

ASSISTANT COACHES

TERRY M. SMITH Penn State; 1991
..... Associate Head Coach/
..... Defensive Recruiting Coordinator/Cornerbacks (11th Season)
JA'UAN SEIDER West Virginia; 2000
..... Assistant Head Coach/
..... Co-Offensive Coordinator/Running Backs (7th Season)
TOM ALLEN Marantha Baptist; 1992
..... Defensive Coordinator/Linebackers (1st Season)
ANDY KOTELNICKI Wisconsin-River Falls; 2004
..... Offensive Coordinator (1st Season)
JUSTIN LUSTIG Bucknell; 2000
..... Special Teams Coordinator/Outside Linebackers/Nickels (2nd Season)
TY HOWLE Penn State; 2013
..... Co-Offensive Coordinator/Tight Ends (4th Season)
ANTHONY POINDEXTER Virginia; 2009
..... Co-Defensive Coordinator/Safeties (4th Season)
DEION BARNES Penn State; 2014
..... Defensive Line (2nd Season)
MARQUES HAGANS Virginia; 2005
..... Offensive Recruiting Coordinator/Wide Receivers (2nd Season)
PHIL TRAUTWEIN Florida; 2007
..... Offensive Line (5th Season)
CHUCK LOSEY Vanderbilt; 2002
... Assistant AD for Football Performance Enhancement (11th Season)

NATIONAL POLLS

PENN STATE IN THE POLLS

Date	CFP	AP	COACHES
Preseason	-	8	9
Week 2 (9/3)	-	8	8
Week 3 (9/8)	-	8	7
Week 4 (9/15)	-	10	8
Week 5 (9/22)	-	9	8
Week 6 (9/29)	-	7	7
Week 7 (10/6)	-	4	5
Week 8 (10/13)	-	3	3
Week 9 (10/20)	-	3	3
Week 10 (10/27)	-	3	3
Week 11 (11/3, 5)	6	6	7
Week 12 (11/10, 12)	4	4	5
Week 13 (11/17, 19)	4	4	4
Week 14 (11/24, 26)	4	4	4
Week 15 (12/1, 3)	3	3	3
Week 16 (12/8)	-	-	-

COLLEGE FOOTBALL PLAYOFFS (12/3)

1. Oregon	12-0
2. Texas	11-1
3. PENN STATE	11-1
4. Notre Dame	11-1
5. Georgia	10-2
6. Ohio State	10-2
7. Tennessee	10-2
8. SMU	11-1
9. Indiana	11-1
10. Boise State	11-1
11. Alabama	9-3
12. Miami	10-2
13. Ole Miss	9-3
14. South Carolina	9-3
15. Arizona State	10-2
16. Iowa State	10-2
17. Clemson	9-3
18. BYU	10-2
19. Missouri	9-3
20. UNLV	10-2
21. Illinois	9-3
22. Syracuse	9-3
23. Colorado	9-3
24. Army	10-1
25. Memphis	10-2

ASSOCIATED PRESS (12/1)

1. Oregon (62)	12-0	1550
2. Texas	11-1	1484
3. PENN STATE	11-1	1378
4. Notre Dame	11-1	1373
5. Georgia	10-2	1302
6. Tennessee	10-2	1200
7. Ohio State	10-2	1174
8. SMU	11-1	1127
9. Indiana	11-1	1059
10. Boise State	11-1	1036
11. Alabama	9-3	840
12. Arizona State	10-2	832
13. South Carolina	9-3	789
14. Miami	10-2	756
15. Ole Miss	9-3	717
16. Iowa State	10-2	647
17. BYU	10-2	548
18. Clemson	9-3	502
19. UNLV	10-2	340
20. Colorado	9-3	295
21. Illinois	9-3	274
22. Missouri	9-3	214
23. Syracuse	9-3	206
24. Army	10-1	182
25. Memphis	10-2	121

Others receiving votes: Texas A&M 93, Louisville 45, Duke 30, Kansas State 10, Tulane 9, LSU 6, Louisiana 5, Florida 4, Michigan 1, Baylor 1.

USA TODAY/AFCA COACHES (12/1)

1. Oregon (53)	12-0	1325
2. Texas	11-1	1272
3. PENN STATE	11-1	1192
4. Notre Dame	11-1	1165
5. Georgia	10-2	1104
6. Tennessee	10-2	1025
7. SMU	11-1	977
8. Ohio State	10-2	976
9. Indiana	11-1	895
10. Boise State	11-1	840
11. Alabama	9-3	733
12. South Carolina	9-3	700
13. Arizona State	10-2	665
14. Miami	10-2	646
15. Ole Miss	9-3	638
16. Iowa State	10-2	565
17. Clemson	9-3	457
18. BYU	10-2	419
19. UNLV	10-2	255
20. Missouri	9-3	229
21. Illinois	9-3	225
22. Colorado	9-3	215
23. Army	10-1	196
24. Memphis	10-2	187
25. Syracuse	9-3	108

Others receiving votes: Texas A&M 90, Duke 39, Tulane 37, Louisville 18, Kansas State 15, Louisiana 11, Michigan 2, Georgia Tech 2, Miami Ohio 1, Iowa 1.

Big Ten teams in bold
Penn State opponents in bold italics

THIS DAY IN HISTORY

DEC. 1-7

RECORD: 7-4
STREAK: W, 2

Date	Site	Result
12/1/1979	Home	No. 11 Pitt 29, No. 19 Penn State 14
12/1/2001	Away	Virginia 20, Penn State 14
12/3/2016	Neutral	No. 8 Penn State 38, No. 6 Wisconsin 31
12/5/2020	Away	Penn State 23, Rutgers 7

Date	Site	Result
12/5/1891	Away	Penn State 58, Haverford 0
12/3/1921	Away	Penn State 21, Washington 7
12/2/1950	Away	Penn State 21, Pitt 20
12/7/1963	Away	No. 4 Pitt 22, Penn State 21
12/4/1965	Away	Penn State 19, Maryland 7
12/7/1968	Home	No. 3 Penn State 30, Syracuse 12
12/4/1971	Away	No. 12 Tennessee 31, No. 5 Penn State 11

OPPONENT TRACKER		
West Virginia (AUG. 31) Overall: 6-6 Big 12: 5-4 This Week: Idle Last Week: L, 15-52, at Texas Tech (8-4) WVUSports.com	BOWLING GREEN (SEPT. 7) Overall: 7-5 MAC: 6-2 This Week: Idle Last Week: L, 12-28, vs. Miami Ohio (8-4) BGSUFalcons.com	KENT STATE (SEPT. 21) Overall: 0-12 MAC: 0-8 This Week: N/A Last Week: L, 7-43, at Buffalo (8-4) KentStateSports.com
21/21/21 ILLINOIS (SEPT. 28) Overall: 9-3 Big Ten: 6-3 This Week: Idle Last Week: W, 38-28, at Northwestern (4-8) FightingIllini.com	UCLA (OCT. 5) Overall: 5-7 Big Ten: 3-6 This Week: Idle Last Week: W, 20-13, vs. Fresno State (6-6) UCLA Bruins.com	USC (OCT. 12) Overall: 6-6 Big Ten: 4-5 This Week: Idle Last Week: L, 35-49, vs. 5/5/5 Notre Dame (11-1) USCTrojans.com
Wisconsin (OCT. 26) Overall: 5-7 Big Ten: 3-6 This Week: Idle Last Week: L, 7-24, vs. Minnesota (7-5) UWBadgers.com	6/7/8 OHIO STATE (NOV. 2) Overall: 10-2 Big Ten: 7-2 This Week: Idle Last Week: L, 10-13, vs. Michigan (7-5) OhioStateBuckeyes.com	WASHINGTON (NOV. 9) Overall: 6-6 Big Ten: 4-5 This Week: Idle Last Week: L, 21-49, at 1/1/1 Oregon (12-0) GoHuskies.com
Purdue (NOV. 16) Overall: 1-11 Big Ten: 0-9 This Week: Idle Last Week: L, 0-66, at 10/10/10 Indiana (11-1) PurdueSports.com	Minnesota (NOV. 23) Overall: 7-5 Big Ten: 5-4 This Week: Idle Last Week: W, 24-7, at Wisconsin (5-7) GopherSports.com	MARYLAND (NOV. 30) Overall: 4-8 Big Ten: 1-8 This Week: Idle Last Week: L, 7-44, at 4/4/4 Penn State (11-1) UMTerps.com
1/1/1 Oregon (DEC. 7) Overall: 12-0 Big Ten: 9-0 This Week: vs. 3/3/3 Penn State (11-1) Last Week: W, 49-21, vs. Washington (6-6) OregonSports.com		

Rankings: CFP/AP/Coaches

BIG STANDINGS						
	BIG TEN			OVERALL		
	W-L	%		W-L	%	AP USA
Oregon	9-0	1.000		12-0	1.000	2-0 2-0
PENN STATE	8-1	.889		11-1	.917	1-1 1-1
Indiana	8-1	.889		11-1	.917	0-1 1-1
Ohio State	7-2	.778		10-2	.833	2-1 2-1
Illinois	6-3	.667		9-3	.750	3-2 3-2
Iowa	6-3	.667		8-4	.667	0-1 0-1
Michigan	5-4	.545		7-5	.583	2-4 2-4
Minnesota	5-4	.545		7-5	.583	2-2 2-2
Rutgers	4-5	.444		7-5	.583	0-1 0-0
Washington	4-5	.444		6-6	.500	1-3 1-3
USC	4-5	.444		6-6	.500	1-3 0-3
Nebraska	3-6	.333		6-6	.500	0-3 0-2
Michigan State	3-6	.333		5-7	.417	0-3 0-3
Wisconsin	3-6	.333		5-7	.417	0-4 0-4
UCLA	3-6	.333		5-7	.417	0-3 0-3
Northwestern	2-7	.222		4-8	.250	0-3 0-3
Maryland	1-8	.111		4-8	.250	0-2 0-2
Purdue	0-9	.000		1-11	.083	0-6 0-6
CHAMP. WEEK SCHEDULE (All Times Eastern)						
Friday, December 6						
Western Kentucky vs. Jacksonville State, 7 p.m. (CBSSN)						
20/19/19 UNLV vs. 10/10/10 Boise State, 8 p.m. (FOX)						
-RV/RV Tulane at 24/24/23 Army, 8 p.m. (ABC)						
Saturday, December 7						
Ohio vs. -/RV Miami Ohio, noon (ESPN)						
15/12/13 Arizona State vs. 16/16/16 Iowa State, noon (ABC)						
5/5/5 Georgia vs. 2/2/2 Texas, 4 p.m. (ABC)						
-RV/RV Louisiana vs. Marshall, 7 p.m. (ESPN)						
1/1/1 Oregon vs. 3/3/3 Penn State, 8 p.m. (CBS)						
17/18/17 Clemson vs. 8/8/7 SMU, 8 p.m. (ABC)						
Rankings: CFP/AP/Coaches						
PENN STATE MEDIA CENTRAL						
Notes, Flip Cards, Press Conference Video/Audio, etc. can be found by going to gopsusports.com/fbmedia .						
For more stats/info, follow @PennStFBComms on Twitter.						
BIG TEN MEDIA SERVICES						
BIG TEN CONFERENCE RELEASE/STATISTICS: The Big Ten Conference football release, with standings and statistics, is available at www.bigten.org .						
BIG TEN PLAYERS OF THE WEEK: The Big Ten Conference will be announcing Players of the Week every Monday during the season.						
COLLEGE PRESS BOX.COM						
collegepressbox is the official media website for Division I football. Access and download game notes, quotes, statistics, media guides, headshots, logos and more for all FBS schools, conferences, postseason games, awards and the College Football Playoff. For access, please register for an account at collegepressbox.com/register .						

PENN STATE MEDIA SERVICES		
FOOTBALL CONTACTS		
Greg Kincaid Cell: 814-753-2910	E-mail: grk5016@psu.edu Twitter: @GoPSUGreg	Senior Assoc. AD for Strategic Communications: Kris Petersen
Kris Petersen Cell: 814-883-4581	E-mail: kap18@psu.edu Twitter: @GoPSUKris	Asst. AD for Football Communications: Greg Kincaid
Paul Marboe Cell: 814-777-7604	E-mail: prm5118@psu.edu Twitter: @pmarboe33	Associate Directors: John Hanna, Chelsea Vielhauer
Matt Rudisill Cell: 610-844-7310	E-mail: mpr5529@psu.edu Twitter: @mrudy26	Assistant Directors: Julia Beretta, Pat Donghia, Aaron Gaberman, Matt Jackson, Matt Jensen, Paul Marboe, Matt Rudisill, Nick Whitley
		Admin. Assistant: Cristin Guiher
		Strategic Communications Office: 814-865-1757
		Website: GoPSUsports.com
		Address: 101D Bryce Jordan Center, University Park, Pa., 16802

MONDAY	MONDAY	TUESDAY	WEDNESDAY	THURSDAY	FRIDAY	SATURDAY
James Franklin Press Conference noon Player Zoom Conferences	Game Notes Available by 5 p.m. on GoPSUsports.com	No Coach/Player Availability	Practice Availability & James Franklin & Players Post Practice	The Penn State Coaches Show Presented by Pepsi 6:05 p.m. GoPSUsports.com Penn State Sports Network	vs. Oregon 8 p.m. CBS/ Penn State Sports Network Lucas Oil Stadium	Updated Statistics Available 9 a.m. GoPSUsports.com



FRANKLIN FILE

Born: February 2, 1972
Hometown: Langhorne, Pa.
Wife: Fumi
Daughters: Shola & Addison

Education:
Neshaminy High School, 1990
East Stroudsburg, 1995; B.S. in Psychology
Washington State, 1999; M.A. in Educational Leadership

Playing Career:
East Stroudsburg; Quarterback, 1991-94

Coaching Experience		
2014-pres.	Head Coach	Penn State
2011-13	Head Coach	Vanderbilt
2008-10	Asst HC/Off. Coord./QBs	Maryland
2006-07	Off. Coord./QBs	Kansas State
2005	Wide Receivers	Green Bay Packers
2000-04	Recruiting Coord./WRs	Maryland
1999	Wide Receivers	Idaho State
1998	Grad. Asst./Tight Ends	Washington State
1997	Wide Receivers	James Madison
1996	Grad. Asst./Secondary	East Stroudsburg
1995	Wide Receivers	Kutztown

CAREER RECORD

VANDERBILT			
Year	Overall	Conf.	Final AP; Notes
2011	6-7	2-6	Liberty Bowl (L)
2012	9-4	4-4	No. 23; Music City Bowl (W)
2013	9-4	5-3	No. 20; BBVA Compass Bowl (W)
3 yrs	24-15	11-13	

PENN STATE			
Year	Overall	Conf.	Final AP; Notes
2014	7-6	2-6	Pinstripe Bowl (W, OT)
2015	7-6	4-4	TaxSlayer Bowl (L)
2016	11-3	8-1	No. 7; Big Ten Champs, Rose Bowl (L)
2017	11-2	7-2	No. 8; Fiesta Bowl (W)
2018	9-4	6-3	No. 17; Citrus Bowl (L)
2019	11-2	7-2	No. 9; Cotton Bowl (W)
2020	4-5	4-5	
2021	7-6	4-5	Outback Bowl (L)
2022	11-2	7-2	No. 7; Rose Bowl (W)
2023	10-3	7-2	No. 13; Peach Bowl (L)
2024	11-1	8-1	
10 yrs	99-40	64-33	

CAREER			
	Overall	Conf.	Bowls
13 yrs	123-55	75-46	Won 6, Lost 6

HEAD COACH JAMES FRANKLIN

- CAREER AT A GLANCE
- Franklin was named the 16th head football coach in the storied history of the Nittany Lion program on January 11, 2014.
 - He is one of three current FBS head coaches (Dabo Swinney, Clemson; Gus Malzahn, UCF) to lead his teams to a bowl game in each of his first nine seasons as a head coach and one of four (Swinney; Malzahn; Mike Gundy, Oklahoma State) to do so in 12 of their first 13 seasons.
 - Franklin is one of three current Big Ten coaches (Ryan Day, Kirk Ferentz) to have won a Big Ten Championship and became the first African American head coach to win a Big Ten title after Penn State's 2016 victory.
 - He joins Mack Brown (UNC), Kirby Smart (Georgia) and Dabo Swinney (Clemson) as the only active coaches in college football to have won at least three New Year's Six or College Football Playoff games in their career.
 - Franklin has led his teams to four Top 10 finishes (4 at Penn State) and eight Top 25 finishes (2 at Vanderbilt; 6 at Penn State).
 - In the last eight seasons under Franklin, Penn State is one of six teams to rank in the top 12 of the CFP final rankings at least six times, joining Alabama, Clemson, Georgia, Ohio State and Oklahoma.
 - From 2016-19, Franklin led the Nittany Lions to three New Year's Six bowls - 2016 (Rose), 2017 (Fiesta) and 2019 (Cotton), making Penn State one of eight teams to accomplish the feat during the four-year span. Penn State last went to three New Year's Six bowls in four years in 1980-83 (1980 Fiesta, 1982 Fiesta, 1983 Sugar).
 - Franklin guided Penn State to back-to-back New Year's Six bowls in 2016 (Rose) and 2017 (Fiesta) for the first time since 1985 (Orange) and 1986 (Fiesta).
 - From 2016-19, Franklin led Penn State to 42 wins, the most in program history for the Big Ten era, and 28 league wins, a program record.
 - Franklin has 29 years of coaching experience at the collegiate and NFL level.
 - In his first 13 years as a head coach, Franklin mentored 107 players who have gone on to the NFL ranks.
 - Franklin is first all-time in total wins and winning percentage by an FBS African American head coach (minimum 80 wins).

- NITTANY LIONS ON THE FIELD
- In **2023**, Penn State posted a 10-win season for the second-straight year and reached the Chick-fil-A Peach Bowl after finishing 10th in the College Football Playoff Rankings. PSU put together one of its top defensive performances in school history, leading the country in sacks (49) and rushing defense (75.5), while finishing second in total defense (246.7), tackles for loss (111) and fewest first downs allowed (13.9) and third in scoring defense (13.5). The 49 sacks were a school record.
 - Penn State defeated No. 8/7/10 Utah, 35-21, in the 109th Rose Bowl Game to cap off the **2022** season. The Nittany Lions reached the 11-win plateau for the 19th time in program history.
 - Penn State earned a New Year's Day bowl berth against Arkansas in the Outback Bowl in **2021**. With wins over No. 12/15 Wisconsin and No. 22/20 Auburn, Penn State tallied two wins over ranked teams within the first three games of the season for the first time in program history.
 - In **2020**, with the emergence of young skill players on offense, true freshmen accounted for 1,486 of Penn State's 3,873 total yards (38 percent), marking a school record for most combined scrimmage yards by true freshmen in a single season.
 - Penn State earned its third 11-win season in four years with an 11-2 record in **2019**, including a win over No. 17 Memphis in the Goodyear Cotton Bowl Classic. The Nittany Lions posted their fourth-straight top 12 finish in the final CFP rankings, coming in 10th, and were ranked ninth in the final Associated Press and Amway Coaches polls to earn their 25th AP Top 10 finish. Franklin was a finalist for the Paul "Bear" Bryant National Coach of the Year award for the second time at Penn State (2016) and third time in his head coaching career.
 - In **2018**, the Nittany Lions posted their third-straight season with at least nine wins with a 9-4 overall record, earning a berth in the VRBO Citrus Bowl. Penn State finished No. 12 in the final CFP rankings and No. 17 in the Associated Press and Amway Coaches polls.
 - Penn State climbed as high as No. 2 in the rankings in **2017** and appeared in a second-straight New Year's Six bowl, earning a 35-28 win over No. 11 Washington in the PlayStation Fiesta Bowl. At 11-2, the Nittany Lions earned back-to-back 11-win seasons for the fifth time in program history and first time since 2008 and 2009. Penn State finished the season No. 8 in the Associated Press and Amway Coaches polls and No. 9 in the final CFP rankings.
 - Penn State surged in **2016**, winning nine consecutive games en route to the Big Ten Championship, a Rose Bowl berth and an 11-3 overall record. Penn State finished the season ranked No. 5 in the College Football Playoff rankings and No. 7 in the Associated Press and Amway Coaches polls. It was Penn State's highest finish in the polls since 2005. The Lions claimed their fourth overall Big Ten Championship and first outright title since 1994 with a thrilling, 38-31 comeback win over Wisconsin in the Big Ten Championship Game. Franklin was honored as Sporting News National Coach of the Year and the Woody Hayes National Coach of the Year, as well as the Dave McLain Big Ten Coach of the Year and Associated Press Big Ten Coach of the Year.
 - Franklin guided the Nittany Lions to a 7-6 record in **2015** and a berth in the TaxSlayer Bowl.
 - Franklin's first season in **2014** was bookended with a pair of thrilling victories for the Nittany Lions. It began with a final-play 26-24 victory over UCF in Dublin, Ireland, in Penn State's first-ever international game and ended with a comeback, a 31-30 overtime win over Boston College in the New Era Pinstripe Bowl in Yankee Stadium. Franklin became just the third Penn State coach to lead the team to at least seven wins in his first season, joining Dick Harlow (1915) and Bill O'Brien (2012), and he guided the Nittany Lions to a 4-0 start, joining Harlow as the only first-year Penn State coaches to win their initial four games.

- NITTANY LIONS IN THE CLASSROOM
- The Nittany Lions posted their first 1,000 single-year APR in program history in 2018-19, topping the previous high of 993 in 2014-15.
 - Olumuyiwa Fashanu (2023), Sean Clifford (2021) and Trace McSorley (2018) were selected as a National Football Foundation (NFF) Scholar-Athletes and finalists for the Campbell Trophy, known as the "Academic Heisman." They are the 18th, 19th and 20th Nittany Lions to be selected as an NFF Scholar-Athlete.
 - In 2019, punter Blake Gillikin took home CoSIDA Academic All-America® first-team honors for the second-straight year to become the 12th two-time first-team selection in Penn State history. He graduated with a perfect 4.0 grade-point average in May.
 - Gillikin's two first-team CoSIDA Academic All-America honors increase Penn State football's total to 67 honorees, which ranks second in Division I football history (FBS and FCS).
 - Tyler Yazujuan collected a berth on the CoSIDA Academic All-America® first team in 2016 after an appearance on the second team in 2015.
 - A program-record 10 Nittany Lions were named 2020-21 Big Ten Distinguished Scholars, besting the previous mark of nine set a year earlier.

- NITTANY LIONS IN THE COMMUNITY
- The Nittany Lions are active in the community, participating in activities such as Uplifting Athletes, THON, Pennsylvania Special Olympics Summer Games, State College Area Food Bank and Penn State Hershey Children's Hospital visits.
 - In 2023 and 2024, Penn State Football partnered with Soles4Souls, whose mission is to turn unwanted shoes and clothing into opportunities, keeping them from going to waste and providing reliefs, creating jobs and empowering people to break the cycle of poverty.
 - On June 15, 2020, Franklin was named to the Big Ten Anti-Hate and Anti-Racism Coalition.
 - As part of the Cotton Bowl festivities in 2019, Franklin and his family made a \$10,000 financial commitment to the Dallas Children's Hospital.

BOWL GAMES AS A COACH

As a Head Coach:

2023 Peach Bowl	PSU	L	38-25
2023 Rose Bowl	PSU	W	35-21
2022 Outback Bowl	PSU	L	24-10
2019 Cotton Bowl	PSU	W	53-39
2019 Citrus Bowl	PSU	L	27-24
2017 Fiesta Bowl	PSU	W	35-28
2017 Rose Bowl	PSU	L	52-49
2016 TaxSlayer Bowl	PSU	L	24-17
2014 Pinstripe Bowl	PSU	W	31-30 (OT)
2014 BBVA Compass Bowl	VU	W	41-24
2012 Music City Bowl	VU	W	38-24
2011 Liberty Bowl	VU	L	31-24

As an Assistant Coach:

2010 Military Bowl	UMD	W	51-20
2008 Humanitarian Bowl	UMD	W	42-35
2006 Texas Bowl	KSU	L	37-10
2004 Gator Bowl	UMD	W	41-7
2002 Orange Bowl	UMD	L	56-23
2002 Peach Bowl	UMD	W	30-3

COACHING HONORS

2019	Paul "Bear" Bryant Coach of the Year Finalist
2016	Sporting News National Coach of the Year
	Woody Hayes National Coach of the Year
	Maxwell Club Tri-State Coach of the Year
	College Sports Madness National Coach of the Year
	Eddie Robinson Coach of the Year Finalist
	Paul "Bear" Bryant Coach of the Year Finalist
	Associated Press Coach of the Year Finalist
	George Munger College Coach of the Year Semifinalist
	Big Ten Dave McClain Coach of the Year (media vote)
	Associated Press Big Ten Coach of the Year
	Athlon Sports Big Ten Coach of the Year
	ECAC Division I FBS Coach of the Year
	The Dodd Trophy Coach of the Week. (Oct. 24)
2012	Paul "Bear" Bryant Coach of the Year Finalist

ALL-AMERICANS AS A HEAD COACH

2023	Olumuyiwa Fashanu	1st Team (Consensus)
	Chop Robinson	3rd Team
2022	Olumuyiwa Fashanu	2nd Team
	Kalen King	2nd Team
	Joey Porter Jr.	2nd Team
2021	Jaquan Brisker	2nd Team
	Arnold Ebiketie	2nd Team
	Jordan Stout	2nd Team
	Jahan Dotson	3rd Team
2019	Micah Parsons	1st Team (Consensus)
	Pat Freiermuth	2nd Team
2017	Saquon Barkley	1st Team (Consensus)
	Mike Gesicki	2nd Team
2016	Saquon Barkley	3rd Team
2015	Carl Nassib	1st Team (Consensus)
2014	Mike Hull	2nd Team
2013	Jordan Matthews	1st Team
2012	Jordan Matthews	3rd Team
2011	Casey Hayward	2nd Team

AWARD WINNERS AS A HEAD COACH

2024	Abdul Carter	Nagurski-Woodson Big Ten Defensive Player of the Year
		Smith-Brown Big Ten Defensive Lineman of the Year
	Tyler Warren	Kwalick-Clark Big Ten Tight End of the Year
2023	Olumuyiwa Fashanu	Rimington-Pace Big Ten Offensive Lineman of the Year
		National Football Foundation Scholar-Athlete
2022	Nicholas Singleton	Thompson-Randle El Big Ten Freshman of the Year
	Chris Stoll	Patrick Mannelly Award Winner
2021	Jordan Stout	Eddleman-Fields Big Ten Punter of the Year
	Sean Clifford	National Football Foundation Scholar-Athlete
		Allstate AFCA Good Works Team
2020	Pat Freiermuth	Kwalick-Clark Big Ten Tight End of the Year
2019	Micah Parsons	Butkus-Fitzgerald Big Ten Linebacker of the Year
2018	Trace McSorley	National Football Foundation Scholar-Athlete
2017	Saquon Barkley	Paul Hornung Award Winner
		Graham-George Big Ten Offensive Player of the Year
		Ameche-Dayne Big Ten Running Back of the Year
		Rodgers-Dwight Big Ten Return Specialist of the Year
		Chicago Tribune Silver Football Award
	Brandon Smith	Allstate AFCA Good Works Team
2016	Saquon Barkley	Graham-George Big Ten Offensive Player of the Year
		Ameche-Dayne Big Ten Running Back of the Year
		Chicago Tribune Silver Football Award
	Tyler Davis	Vlade Award
2015	Carl Nassib	Rotary Lombardi Award
		Ted Hendricks Award
		Lott IMPACT Award
		CBS Sports National Defensive Player of the Year
		Nagurski-Woodson Big Ten Defensive Player of the Year
	Ben Kline	Allstate AFCA Good Works Teams
2014	Mike Hull	Butkus-Fitzgerald Big Ten Linebacker of the Year

FRANKLIN RECORDS VS. OPPONENTS

Akron	2 0	Idaho	1 0	Purdue	4 0
Alabama	0 1	Illinois	5 2	Rutgers	10 0
Appalachian State	1 0	Indiana	9 1	San Diego State	1 0
Arkansas	0 2	Iowa	5 2	South Carolina	0 3
Army	2 0	Kent State	3 0	Temple	2 1
Auburn	3 0	Kentucky	3 1	Tennessee	2 1
Austin Peay	1 0	Maryland	9 2	Texas A&M	0 1
Ball State	1 0	Memphis	1 0	UAB	1 0
Boston College	1 0	Michigan	3 7	UCF	1 0
Bowling Green	1 0	Michigan State	5 5	UCLA	1 0
Buffalo	2 0	Minnesota	3 1	UMass	4 0
Central Michigan	1 0	Mississippi	2 2	USC	1 1
Cincinnati	0 1	Missouri	1 1	Villanova	1 0
Connecticut	1 0	NC State	1 0	Wake Forest	3 0
Delaware	1 0	Nebraska	1 1	Washington	2 0
Elon	1 0	Northwestern	3 3	West Virginia	2 0
Florida	1 2	Ohio	1 0	Wisconsin	4 0
Georgia	1 3	Ohio State	1 10	Total	123 55
Georgia State	1 0	Pittsburgh	3 1		
Houston	1 0	Presbyterian	1 0		



NFL DRAFT PICKS

As a Head Coach:

2024

Olumuyiwa Fashanu	1	11	Jets
Chop Robinson	1	21	Dolphins
Caedan Wallace	3	68	Patriots
Adisa Isaac	3	93	Ravens
Theo Johnson	4	107	Giants
Hunter Nourzad	5	159	Chiefs
Daequan Hardy	6	219	Bills
Kalen King	7	255	Packers

2023

Joey Porter Jr.	2	32	Steelers
Brenton Strange	2	61	Jaguars
Juice Scruggs	2	62	Texans
Ji'Ayir Brown	3	87	49ers
Sean Clifford	5	149	Packers
Parker Washington	6	185	Jaguars

2022

Jahan Dotson	1	16	Commanders
Arnold Ebiketie	2	38	Falcons
Jaquan Brisker	2	48	Bears
Brandon Smith	4	120	Panthers
Jordan Stout	4	130	Ravens
Tariq Castro-Fields	6	221	49ers
Rasheed Walker	7	249	Packers
Jesse Luketa	7	256	Cardinals

2021

Micah Parsons	1	12	Cowboys
Odafe Oweh	1	31	Ravens
Pat Freiermuth	2	55	Steelers
Shaka Toney	7	246	Commanders
Michal Menet	7	247	Cardinals
Will Fries	7	248	Colts

2020

Yetur Gross-Matos	2	38	Panthers
KJ Hamler	2	46	Broncos
John Reid	4	141	Texans
Cam Brown	6	183	Giants
Robert Windsor	6	193	Colts

2019

Miles Sanders	2	53	Eagles
Connor McGovern	3	90	Cowboys
Shareef Miller	4	138	Eagles
Amani Oluwariye	5	146	Lions
Trace McSorley	6	197	Ravens
Nick Scott	7	243	Rams

2018

Saquon Barkley	1	2	Giants
Mike Gesicki	2	42	Dolphins
Oren Burks (V)	3	88	Packers
Troy Apke	4	109	Redskins
DaeSean Hamilton	4	113	Broncos
Marcus Allen	5	148	Steelers
Christian Campbell	6	182	Cardinals

2017

Zach Cunningham (V)	2	57	Texans
Chris Godwin	3	84	Buccaneers
Will Holden (V)	5	157	Cardinals

2016

Austin Johnson	2	43	Titans
Christian Hackenberg	2	51	Jets
Carl Nassib	2	65	Browns
Anthony Zettel	6	202	Lions
Jordan Lucas	6	204	Dolphins
Stephen Weatherly (V)	7	227	Vikings

2015

Donovan Smith	2	34	Buccaneers
Adrian Amos	5	142	Bears
Jesse James	5	160	Steelers

2014

Jordan Matthews	2	42	Eagles
Wesley Johnson	5	173	Steelers
Andre Hal	7	216	Texans

2013

Zac Stacy	5	160	Rams
Ryan Seymour	7	220	Seahawks

2012

Casey Hayward	2	62	Packers
Tim Fugger	7	214	Colts

As an Assistant Coach:

2011

Torrey Smith	2	58	Ravens
Da'Rel Scott	7	211	Giants

2010

Bruce Campbell	4	106	Raiders
----------------	---	-----	---------

2009

Darrius Heyward-Bey	1	7	Raiders
Josh Freeman	1	17	Buccaneers
Jaimie Thomas	7	236	Colts
Dan Gronkowski	7	255	Lions

2008

Jordy Nelson	2	36	Packers
--------------	---	----	---------

2007

Yamon Figurs	3	74	Ravens
Thomas Clayton	6	186	49ers

(V) - Indicates Franklin coached NFL Draft pick while at Vanderbilt.

ALL-CONFERENCE SELECTIONS AS A HEAD COACH

2024

Abdul Carter	1st
Tyler Warren	1st
Olaivavega Ioane	2nd
Kobe King	2nd
Jaylen Reed	2nd
Tyler Duzansky	3rd
A.J. Harris	3rd
Drew Allar	HM
Kaytron Allen	HM
Ryan Barker	HM
Nick Dawkins	HM
Dani Dennis-Sutton	HM
Anthony Donkoh	HM
Zane Durant	HM
Dvon J-Thomas	HM
Jalen Kimber	HM
Tony Rojas	HM
Drew Shelton	HM
Nicholas Singleton	HM (RB)
Harrison Wallace III	HM
Zakee Wheatley	HM

2023

Abdul Carter	1st
Olumuyiwa Fashanu	1st
Adisa Isaac	1st
Chop Robinson	1st
Kaytron Allen	2nd
Alex Felkins	2nd
Daequan Hardy	2nd (RS)
Kalen King	2nd
Hunter Nourzad	2nd
Dani Dennis-Sutton	3rd
Johnny Dixon	3rd
Nicholas Singleton	3rd (RB)
	HM (RS)

Tyler Warren	3rd
Drew Allar	HM
Zane Durant	HM
Dvon J-Thomas	HM
Olaivavega Ioane	HM
Curtis Jacobs	HM
Theo Johnson	HM
Kobe King	HM
KeAndre Lambert-Smith	HM
JB Nelson	HM
Jaylen Reed	HM
Riley Thompson	HM
Caedan Wallace	HM
Kevin Winston Jr.	HM
Sal Wormley	HM

2022

Joey Porter Jr.	1st
Abdul Carter	2nd
PJ Mustipher	2nd
Olumuyiwa Fashanu	2nd
Nicholas Singleton	2nd (RS)
	3rd (RB)

Ji'Ayir Brown	3rd
Adisa Isaac	3rd
Kalen King	3rd
Juice Scruggs	3rd
Brenton Strange	3rd
Barney Amor	HM
Sean Clifford	HM
Johnny Dixon	HM
Bryce Effner	HM
Curtis Jacobs	HM
Hunter Nourzad	HM
Jake Pinegar	HM
Chop Robinson	HM
Nick Tarburton	HM
Parker Washington	HM
Sal Wormley	HM

2021

Jaquan Brisker	1st
Jahan Dotson	1st (WR)
	3rd (RS)
Arnold Ebiketie	1st
Jordan Stout	1st (P)
	HM (K)
Ellis Brooks	2nd
PJ Mustipher	2nd
Ji'Ayir Brown	3rd
Jesse Luketa	3rd
Joey Porter Jr.	3rd
Brandon Smith	3rd
Rasheed Walker	3rd
Tariq Castro-Fields	HM
Sean Clifford	HM
Curtis Jacobs	HM
Juice Scruggs	HM
Mike Miranda	HM
Brenton Strange	HM

2020

Pat Freiermuth	1st
Odafe Oweh	1st
Shaka Toney	1st
Will Fries	2nd
Mike Miranda	2nd
Jaquan Brisker	3rd
Jahan Dotson	3rd (WR)
	HM (RS)
Michal Menet	3rd
Joey Porter Jr.	3rd
Lamont Wade	3rd
Rasheed Walker	3rd
Tariq Castro-Fields	HM
PJ Mustipher	HM
Antonio Shelton	HM
Brandon Smith	HM

2019

Yetur Gross-Matos	1st
Micah Parsons	1st
Pat Freiermuth	2nd
Steven Gonzalez	2nd
KJ Hamler	2nd (WR)
	HM (RS)
Shaka Toney	2nd
Cam Brown	3rd
Tariq Castro-Fields	3rd
Robert Windsor	3rd
Journey Brown	HM
Sean Clifford	HM
Will Fries	HM
Blake Gillikin	HM
Michal Menet	HM
Jan Johnson	HM
Jake Pinegar	HM
John Reid	HM
Garrett Taylor	HM
Lamont Wade	HM

2018

Amani Oluwariye	1st
Yetur Gross-Matos	1st
Trace McSorley	2nd
Miles Sanders	2nd
Ryan Bates	3rd
Connor McGovern	3rd
Shareef Miller	3rd
Pat Freiermuth	HM
Steven Gonzalez	HM
KJ Hamler	HM
	(WR & RS)
Micah Parsons	HM
John Reid	HM
Nick Scott	HM
Garrett Taylor	HM
Robert Windsor	HM

2017

Marcus Allen	1st
Saquon Barkley	1st (RB & RS)
Mike Gesicki	1st
Jason Cabinda	2nd
Blake Gillikin	2nd
DaeSean Hamilton	2nd
Trace McSorley	2nd
Amani Oluwariye	2nd
DeAndre Thompkins	2nd
Ryan Bates	3rd
Shareef Miller	3rd
Troy Apke	3rd
Christian Campbell	HM
Curtis Cothran	HM
Parker Cothren	HM
Grant Haley	HM
Juwan Johnson	HM

2016

Saquon Barkley	1st
Tyler Davis	1st
Trace McSorley	2nd
Garrett Sickles	2nd
Mike Gesicki	2nd
Evan Schwan	3rd
Jason Cabinda	3rd
Marcus Allen	3rd
Chris Godwin	3rd
Brandon Bell	HM
Parker Cothren	HM
Brian Gaia	HM
Blake Gillikin	HM
John Reid	HM

2015

Carl Nassib	1st
Saquon Barkley	2nd
Chris Godwin	2nd
Austin Johnson	2nd
Anthony Zettel	3rd
Marcus Allen	HM
Jason Cabinda	HM
Grant Haley	HM
DaeSean Hamilton	HM
Trevor Williams	HM

2014

Mike Hull	1st
Anthony Zettel	1st
Sam Ficken	2nd
DaeSean Hamilton	2nd
Adrian Amos	HM
Deion Barnes	HM
Jesse James	HM
Austin Johnson	HM
Jordan Lucas	HM
Angelo Mangiro	HM
Trevor Williams	HM

2013

Kenny Ladler	1st
Jordan Matthews	1st
Andre Hal	2nd
Wesley Johnson	2nd

2012

Jordan Matthews	1st
Richard Kent	2nd
Zac Stacy	2nd

2011

Tim Fugger	2nd
Casey Hayward	2nd
Zac Stacy	2nd

HM - honorable mention

STATISTICAL HIGHS & LOWS UNDER JAMES FRANKLIN

PENN STATE

Total Offense Highs

718	Kent State, 2024
673	Idaho, 2019
643	Kent State, 2018
619	at Maryland, 2019
609	Nebraska, 2017
599	Iowa, 2016
591	at Illinois, 2018
586	at Michigan State, 2023
580	Illinois, 2020
579	at Iowa, 2017

Total Offense Lows

180	at Temple, 2015
186	at Michigan, 2018
191	at Michigan, 2016
207	Michigan, 2015
214	at Michigan, 2014
219	Maryland, 2014
227	at Ohio State, 2019
227	Illinois, 2021
233	Michigan State, 2014
238	Michigan, 2023

First Down Highs

40	Kent State, 2024
35	Idaho, 2019
34	Delaware, 2023
32	Nebraska, 2017
32	Ball State, 2021
31	at Illinois, 2019
30	at Maryland, 2018
30	Maryland, 2020
30	at Nebraska, 2020
29	at Iowa, 2017

First Down Lows

9	at Temple, 2015
10	at Michigan, 2022
11	at Michigan, 2018
11	at Wisconsin, 2021
12	Army, 2015
12	at Michigan, 2016
13	Ohio State, 2016
14	Northwestern, 2014
14	at Ohio State, 2015
14	Michigan, 2015
14	Pittsburgh, 2017
14	Michigan State, 2018
14	Buffalo, 2019
14	Michigan, 2019
14	Illinois, 2021

Rushing Yardage Highs

396	vs. Memphis, 2019
387	at Illinois, 2018
372	Maryland, 2016
359	Iowa, 2016
340	at Rutgers, 2016
331	Idaho, 2019
330	Rutgers, 2015
315	Delaware, 2023
310	Maryland, 2018
309	Kent State, 2024

Rushing Yardage Lows

16	Ohio State, 2014
33	at Ohio State, 2021
38	Michigan State, 2014
39	Indiana, 2017
42	Maryland, 2014
44	Ohio State, 2020
48	at Maryland, 2015
49	at Ohio State, 2023
50	Northwestern, 2014
50	at Wisconsin, 2021

Rushing Attempts Highs

62	Maryland, 2016
60	Delaware, 2023
58	Northwestern, 2022
57	at Rutgers, 2020
57	Iowa, 2023
53	Iowa, 2019
53	vs. Memphis, 2019
53	Illinois, 2020
52	Iowa, 2016
52	at Indiana, 2020
52	at Nebraska, 2020

Rushing Attempts Lows

18	at Wisconsin, 2021
22	Michigan State, 2014
22	Michigan, 2015
22	at Michigan, 2022
24	Pittsburgh, 2017
24	Georgia State, 2017
24	Buffalo, 2019
25	Northwestern, 2014
26	Michigan State, 2021
26	at Ohio State, 2023

Passing Yardage Highs

454	vs. UCF, 2014
429	Villanova, 2021
421	at Maryland, 2019
409	Kent State, 2024
401	at Michigan State, 2017
400	at USC, 2024
394	at Ohio State, 2021
386	Michigan State, 2016
384	vs. Wisconsin, 2016
371	vs. Boston College, 2014
371	Ohio State, 2022

Passing Yardage Lows

74	Michigan, 2023
81	Rutgers, 2019
88	Rutgers, 2023
93	at Illinois, 2014
103	at Temple, 2015
112	Temple, 2014
118	at Michigan, 2018
120	at Ohio State, 2015
121	at Michigan, 2016
128	Buffalo, 2015
128	at Ohio State, 2019

Passing Attempt Highs

57	Maryland, 2020
52	at Ohio State, 2021
50	Ohio State, 2014
50	vs. Boston College, 2014
48	at Iowa, 2017
48	at Michigan State, 2017
47	vs. UCF, 2014
47	at Michigan State, 2015
47	at Maryland, 2021
47	Ohio State, 2022

Passing Attempt Lows

13	at Ohio State, 2015
14	Rutgers, 2023
15	Rutgers, 2019
16	at Illinois, 2014
17	at Michigan, 2018
18	Iowa, 2016
18	at West Virginia, 2024
19	Rutgers, 2015
19	Army, 2015
19	Maryland, 2016

Passing Completion Highs

35	at Ohio State, 2021
34	vs. Boston College, 2014
32	vs. UCF, 2014
32	vs. Washington, 2014
32	Ohio State, 2022
31	Ohio State, 2014
31	at Iowa, 2017
31	Ohio, 2022
31	at USC, 2024
29	at Northwestern, 2017
29	at Maryland, 2019
29	Auburn, 2021

Passing Completion Lows

7	at Ohio State, 2015
7	Rutgers, 2023
8	at Illinois, 2014
8	Ohio State, 2016
8	at Michigan, 2018
8	Rutgers, 2019
10	Rutgers, 2015
10	Army, 2015
10	Maryland, 2016
10	Northwestern, 2022

Scoring Highs

79	Idaho, 2019
66	at Maryland, 2017
63	Kent State, 2018
63	at Illinois, 2018
63	Delaware, 2023
63	UMass, 2023
62	Purdue, 2016
59	at Maryland, 2019
56	Georgia State, 2017
56	Nebraska, 2017
56	Illinois, 2020
56	Kent State, 2024

Scoring Lows

6	Northwestern, 2014
7	at Michigan, 2018
10	Michigan State, 2014
10	at Temple, 2015
10	at Ohio State, 2015
10	at Michigan, 2016
10	vs. Arkansas, 2021
12	at Ohio State, 2023
13	at Rutgers, 2014
13	at Michigan, 2014
13	at Indiana, 2014

Total Offense Highs

575	vs. USC, 2016
563	at Michigan, 2022
554	at Indiana, 2018
542	vs. Memphis, 2019
540	vs. Ole Miss, 2023
529	at Ohio State, 2017
526	Ohio State, 2020
515	at Michigan, 2016
474	at Michigan State, 2017
469	Minnesota, 2016

Total Offense Lows

53	at Michigan State, 2023
66	Kent State, 2024
76	Iowa, 2023
87	at Rutgers, 2016
104	Purdue, 2019
109	UMass, 2023
128	at Maryland, 2019
134	Maryland, 2022
140	Delaware, 2023
145	Idaho, 2019

First Down Highs

33	vs. USC, 2016
32	at Indiana, 2018
31	Minnesota, 2016
30	vs. Ole Miss, 2023
29	at Wisconsin, 2021
29	at Maryland, 2021
28	at Michigan, 2022
27	at Ohio State, 2017
27	at Ohio State, 2019
27	vs. Memphis, 2019

First Down Lows

4	Iowa, 2023
5	at Rutgers, 2016
5	Idaho, 2019
5	Delaware, 2023
5	at Michigan State, 2023
6	Kent State, 2024
8	Temple, 2014
8	Purdue, 2019
9	at Rutgers, 2022
9	UMass, 2023

Rushing Yardage Highs

418	at Michigan, 2022
357	Illinois, 2021
353	vs. Arkansas, 2021
341	at Pitt, 2016
326	at Michigan, 2016
315	at Ohio State, 2015
285	vs. Boston College, 2014
261	Army, 2015
259	at Michigan, 2018
245	at Pittsburgh, 2018
245	at Illinois, 2018

Rushing Yardage Lows

-49	at Maryland, 2023
-35	at Michigan State, 2023
-19	Purdue, 2019
3	UMass, 2014
4	Idaho, 2019
20	Iowa, 2023
24	vs. UCF, 2014
24	Pittsburgh, 2019
25	Michigan State, 2022
30	Iowa, 2016

OPPONENTS

Rushing Attempts Highs

67	Illinois, 2021
61	at Ohio State, 2019
58	Buffalo, 2019
58	at Wisconsin, 2021
58	vs. Arkansas, 2021
57	Ohio State, 2014
56	at Pitt, 2016
55	Army, 2015
55	at Rutgers, 2018
55	at Michigan, 2022

Rushing Attempts Lows

16	at Maryland, 2023
17	Iowa, 2023
20	Temple, 2014
22	at Purdue, 2022
23	at Iowa, 2017
23	Central Michigan, 2022
24	Indiana, 2021
24	Delaware, 2023
24	at USC, 2024
25	Akron, 2014
25	at Maryland, 2017
25	Pittsburgh, 2019
25	Michigan State, 2022

Passing Yardage Highs

479	vs. Memphis, 2019
453	vs. USC, 2016
400	at Michigan State, 2017
399	Nebraska, 2017
394	vs. Ole Miss, 2023
372	Pittsburgh, 2019
371	Indiana, 2019
371	at Maryland, 2021
365	at Purdue, 2022
354	Ohio State, 2022

Passing Yardage Lows

18	Kent State, 2024
32	Army, 2015
38	Illinois, 2021
43	Rutgers, 2017
45	UMass, 2023
46	at Rutgers, 2018
48	at Rutgers, 2016
55	at Pittsburgh, 2018
56	Iowa, 2023
58	Delaware, 2023

Passing Attempt Highs

60	at Purdue, 2022
58	at Maryland, 2021
56	at Michigan State, 2017
55	Purdue, 2016
55	at Indiana, 2018
54	vs. USC, 2016
53	Michigan State, 2018
53	vs. Memphis, 2019
52	Central Michigan, 2022
51	Pittsburgh, 2019

Passing Attempt Lows

1	Army, 2015
8	Michigan, 2023
13	Kent State, 2024
15	at Pitt, 2016
15	vs. Kentucky, 2018
16	Maryland, 2016
16	at Rutgers, 2018
16	Iowa, 2023
16	Rutgers, 2023
17	at Rutgers, 2016
17	at Michigan, 2018
17	Delaware, 2023

Passing Completion Highs

41	at Maryland, 2021
36	Purdue, 2016
35	at Indiana, 2018
35	Pittsburgh, 2019
33	vs. USC, 2016
33	at Ohio State, 2017
33	at Michigan State, 2017
33	vs. Memphis, 2019
31	Indiana, 2019
31	at Maryland, 2023

Passing Completion Lows

1	Army, 2015
2	Kent State, 2024
5	at Rutgers, 2018
6	Delaware, 2023
6	Iowa, 2023
7	at Rutgers, 2016
7	Rutgers, 2017
7	Michigan, 2023
8	Illinois, 2020
8	Illinois, 2021

Scoring Highs

55	at Michigan State, 2015
52	vs. USC, 2016
49	at Michigan, 2016
44	Nebraska, 2017
44	Ohio State, 2022
42	at Pitt, 2016
42	at Michigan, 2018
41	Iowa, 2020
41	at Michigan, 2022
39	at Ohio State, 2017
39	vs. Memphis, 2019

Scoring Lows

0	Illinois, 2015
0	at Rutgers, 2016
0	Akron, 2017
0	Georgia State, 2017
0	at Maryland, 2019
0	Indiana, 2021
0	Rutgers, 2021
0	Maryland, 2022
0	Iowa, 2023
0	UMass, 2023
0	at Michigan State, 2023
0	Kent State, 2024

SERIES NOTES

HEAD COACH DAN LANNING

- Dan Lanning is in his third season as head coach at Oregon.
- He owns a 34-5 record at Oregon.
- In his first two seasons at Oregon, Lanning led the Ducks to the 2022 San Diego County Credit Union Holiday Bowl and the 2024 VRBO Fiesta Bowl.
- Lanning served as defensive coordinator/outside linebackers coach at Georgia from 2019-21 and was UGA's outside linebackers coach in 2018. He was a Broyles Award finalist twice.
- He also made stops at Pitt (2011), Arizona State (2012-13), Sam Houston State (2014), Alabama (2015) and Memphis (2016-17).

SCOUTING THE DUCKS

- Oregon is 12-0 overall and 9-0 in the Big Ten.
- The Ducks have been ranked No. 1 in the AP Poll for each of the last seven weeks.
- Oregon is coming off a 49-21 win over Washington.
- QB Dillon Gabriel threw for 209 yards and two touchdowns, while adding a rushing touchdown.
- Oregon rushed for 222 yards and five touchdowns.
- On defense, Oregon tallied 16 tackles for loss and 10 sacks.
- The Ducks rank third in the Big Ten in scoring offense (35.2), first in total offense (448.5), second in pass offense (277.6) and fifth in rushing offense (170.9).
- Gabriel leads the Big Ten with 3,275 passing yards and ranks second in passing yards per game (272.9) and third in passing touchdowns (24).
- RB Jordan James has 1,166 rushing yards and 13 touchdowns, while WR Tez Johnson is third in the Big Ten with nine touchdown receptions.
- On defense, the Ducks are fourth in the conference in scoring defense (16.2), fourth in total defense (283.8), fourth in pass defense (171.5) and seventh in rush defense (112.3).
- Oregon boasts a strong defensive end duo, including Matayo Uiagalelei (12.5 TFL, 10.5 SK) and Jordan Burch (11.0 TFL, 8.5 SK).
- LB Bryce Boettcher leads the Ducks with 80 tackles, while DB Tysheem Johnson paces the squad with three interceptions.
- Noah Whittington is averaging 31.0 yards per kick return, while Tez Johnson is 10th in the country with a 11.9 punt return average.

TOP PERFORMANCES - PENN STATE

Rushing	
Dick Hoak	9 for 61 yds, 2 TD ('60)
Don Jonas	13 for 40 yds, 1 TD ('60)
Ki-Jana Carter	21 for 156 yds, 3 TD ('94)
Brian Milne	9 for 36 yds, 1 TD ('94)

Passing	
Dick Hoak	3 for 5, 67 yds, 1 TD ('60)
Kerry Collins	19 for 30, 200 yds ('94)

Receiving	
Henry Oppermann	4 for 49 yds ('60)
Dick Pae	1 for 33 yds, 1 TD ('60)
Bobby Engram	5 for 52 yds ('94)

TOP PERFORMANCES - OREGON

Rushing	
Dave Grayson	10 for 93 yds, 1 TD ('60)
Ricky Whittle	12 for 45 yds, 1 TD ('94)

Passing	
Dave Grosz	9 for 15, 178 yds, 2 INT ('60)
Bob Berry	17-of-32, 208 yds, 3 TD ('64)
Danny O'Neil	41 for 61 yds, 456 yds, 2 TD ('94)

Receiving	
Mickey Bruce	4 for 90 yds ('60)
Josh Wilcox	11 for 135 yds, 1 TD ('94)
Cristin McLemore	10 for 90 yds, 1 TD ('94)

SERIES RECORD

Penn State holds a 3-1 record in the series against Oregon. Two of the four previous matchups have come in bowl games including the 1960 Liberty Bowl and the 1995 Rose Bowl. The last matchup came in the 1995 Rose Bowl with Penn State earning a 38-20 win over Oregon to complete a 12-0 season.

Season	Site	Result
1960	Neutral (Liberty Bowl)	Penn State 41, Oregon 12
1963	Away	Penn State 17, Oregon 7
1964	Home	Oregon 22, Penn State 14
1994	Neutral (Rose Bowl)	Penn State 38, Oregon 20

LAST BIG CHAMPIONSHIP GAME NO. 7 PENN STATE RALLIES PAST NO. 6 WISCONSIN

INDIANAPOLIS, Ind. - No. 7 Penn State stayed true to form with a sensational second half, as quarterback Trace McSorley led a thrilling 21-point comeback to defeat No. 6 Wisconsin, 38-31, to win the 2016 Big Ten Championship in Lucas Oil Stadium.

McSorley threw for a Big Ten Championship game-record 384 yards and a record four touchdown passes, including three in the final 31 minutes, to lead Penn State to its fourth Big Ten Championship and first since 2008. Accordingly, McSorley was named the Grange-Griffin Most Valuable Player.

Penn State fell behind 28-7 with 5:15 remaining in the second quarter but rallied for its fourth double-digit comeback of the season - a program first - and its largest since rallying from 21 points down against Northwestern in 2010. The Lions continued their second-half success, outscoring Wisconsin, 24-3 in the second half. The win also extended the Nittany Lions' winning streak to nine games, its longest since 2008, and gave Penn State its sixth 11-win season in the Big Ten era.

DaeSean Hamilton and Saeed Blacknall were McSorley's top targets, as Hamilton caught eight passes for 118 yards and Blacknall caught six passes for a Big Ten Championship game record 155 yards and two touchdowns. Blacknall had a 40-yard touchdown reception with 58 seconds remaining in the first half to bring the Lions within two touchdowns, 28-14, and then he caught a 70-yard touchdown on Penn State's first play of the second half to bring the Lions within one score, 28-21.

Saquon Barkley, who finished with 83 yards on 19 carries, scored the game-clinching touchdowns, rushing for a yard to the goal line with 4:22 remaining in the third quarter to tie the game at 28-28, and then hauling in the go-ahead score on an over-the-shoulder 18-yard touchdown pass with 13:41 to go to put the Lions ahead for good, 35-31.

Tyler Davis added a field goal with 5:14 remaining for a 38-31 lead, and the Nittany Lions withstood the Badgers' last offensive push, as Grant Haley stopped Wisconsin's Corey Clement on fourth-and-1 at the Penn State 24 with 1:01 remaining.



TEAM STATISTICS

	UO	PSU
First Downs	27	22
Total Yards	501	430
Rushing Yards	45	228
Passing Yards	456	202
Passing (Comp-Att-Int)	41-61-2	20-31-1
Punts-Average	6-42.8	6-41.7
Fumbles-Lost	1-0	1-1
Penalties-Yards	6-52	5-37

GAME LEADERS * Top performers from each school based on yardage.

OREGON		PENN STATE	
Passing		Passing	
Danny O'Neil	41-of-61 for 456 yds 2 TD/2 INT	Kerry Collins	19-of-30 for 200 yds, 0 TD/1 INT
Rushing		Rushing	
Ricky Whittle	12 for 45 yds, 1 TD	Ki-Jana Carter	21 for 156 yds, 3 TD
Dino Philyaw	4 for 14 yds	Brian Milne	9 for 36 yds, 1 TD
Receiving		Receiving	
Josh Wilcox	11 for 135 yds, 1 TD	Bobby Engram	5 for 52 yds
Cristin McLemore	10 for 90 yds, 1 TD	Freddie Scott	4 for 41 yds

OTHER

Date	January 2, 1995
Location	Pasadena, Calif.
Stadium	Rose Bowl
Attendance	102,247
Penn State	12-0
Oregon	9-4

PENN STATE VS. BIG TEN

PENN STATE VS. BIG TEN

- Penn State is 58-23 in the Big Ten since 2016.
- PSU won 13 consecutive games against Big Ten opponents from 2016-17, breaking its record of 12 from 1993-94.
- Penn State owns a 264-131-3 mark against Big Ten Conference teams since the Nittany Lions first opposed Ohio State in 1912.
- The Nittany Lions began play as a member of the Big Ten Conference in 1993 and have a 168-95 mark.
- Penn State played 132 games vs. the current Big Ten alignment when either or both Penn State itself (prior to 1993) or the opponent (Nebraska prior to 2011; Maryland and Rutgers prior to 2014; Oregon, UCLA, USC and Washington prior to 2024) was not yet a member of the Big Ten. The Nittany Lions went 92-37-3 in those games.

Opponent	Record	1st Meeting	Last Meeting
Illinois	22-6	1954	2024
Indiana	25-2	1993	2023
Iowa	18-14	1930	2023
Maryland	44-3-1	1917	2024
Michigan	10-17	1993	2023
Michigan State	19-18-1	1914	2023
Minnesota	11-6	1993	2024
Nebraska	8-10	1920	2020
Northwestern	16-5	1993	2023
Ohio State	14-26	1912	2024
Oregon	3-1	1960	1994
Purdue	17-3-1	1951	2024
Rutgers	32-2	1918	2023
UCLA	3-4	1963	2024
USC	5-6	1922	2024
Washington	4-0	1921	2024
Wisconsin	12-9	1953	2024

Bold indicates 2024 opponent

BIG TEN'S NEW TEAMS

- The Big Ten welcomed four former Pac-12 schools ahead of the 2024 season.
- Oregon, UCLA, USC and Washington joined the conference to expand the league to 18 teams.
- The Nittany Lions meet UCLA (10/5), USC (10/12), Washington (11/9) and Oregon (12/7) in 2024.
- Penn State's all-time games against the former Pac-12 schools:

Date	Opponent	Score
12/3/1921	at Washington	W, 21-7
1/1/1923	vs. USC (Rose Bowl)	L, 3-14
12/17/1960	vs. No. 16 Oregon (Liberty Bowl)	W, 41-12
9/21/1963	at Oregon	W, 17-7
9/28/1963	UCLA	W, 17-14
9/26/1964	at UCLA	L, 14-21
10/3/1964	Oregon	L, 14-22
10/2/1965	UCLA	L, 22-24
10/15/1966	at No. 4 UCLA	L, 11-49
10/7/1967	No. 3 UCLA	L, 15-17
10/12/1968	at UCLA	W, 21-6
1/1/1982	vs. No. 8 USC (Fiesta Bowl)	W, 26-10
12/26/1983	vs. Washington (Aloha Bowl)	W, 13-10
9/15/1990	at No. 6 USC	L, 14-19
9/14/1991	at USC	L, 10-21
9/11/1993	USC	W, 21-20
9/10/1994	No. 14 USC	W, 38-14
1/2/1994	vs. No. 12 Oregon (Rose Bowl)	W, 38-20
8/25/1996	vs. No. 7 USC (Giants Stadium)	W, 24-7
8/27/2000	vs. No. 15 USC (Giants Stadium)	L, 5-29
1/1/2009	vs. No. 5 USC (Rose Bowl)	L, 24-38
1/2/2017	vs. No. 9 USC (Rose Bowl)	L, 49-52
12/30/2017	vs. No. 12 Washington (Fiesta Bowl)	W, 35-28
10/5/2024	UCLA	W, 27-11
10/12/2024	at USC	W, 33-30 (OT)
11/9/2024	Washington	W, 35-6
12/7/2024	vs. No. 1 Oregon (Big Ten Championship)	--

MILESTONE WATCH

- Drew Allar** is 357 yards shy of 6,000 career passing yards.
- Allar is 17 yards shy of 500 career rushing yards.
- Kaytron Allen** is 33 yards shy of 2,500 career rushing yards.
- Abdul Carter** is 4.5 tackles for loss shy of 40 career sacks.
- Liam Clifford** is 2 yards shy of 500 career receiving yards.
- Tyler Elsdon** is 5 tackles shy of 100 career tackles.
- Omari Evans** is 13 yards shy of 500 career receiving yards.
- Beau Pribula** is 76 yards shy of 500 career passing yards.

TEAM NOTES

PENN STATE SEEKS 5TH BIG TITLE

- Penn State is making its second appearance in the Big Ten Championship game after winning it in 2016.
- Finishing with an 8-1 record in Big Ten play during the regular season, Penn State clinched a spot in the Big Ten Championship Game with a combination of its 44-7 win over Maryland and Michigan's 13-10 win over Ohio State.
- This is the first Big Ten Championship Game that will not feature division champions after the conference eliminated divisions prior to the 2024 season.
- Penn State has won four previous Big Ten titles, including 1994, 2005, 2008 and 2016.

TOP 5 MATCHUPS

- Penn State is 4-8 all-time in regular season matchups where both teams are ranked in the Top 5 of the AP Poll.
- The Nittany Lions have played in six more matchups in bowl games and Penn State is 2-3-1 in those games.
- Penn State is 17-61-1 all-time against Top 5 teams, including a 15-56 record in regular season matchups.
- When ranked among the Top 5, Penn State has an all-time record of 105-24-1.
- Penn State's all-time Top 5 vs. Top 5 games:

Date	PSU Rank	Opponent	Score
11/4/78	No. 2	No. 5 Maryland	W, 27-3
11/28/80	No. 5	No. 4 Pittsburgh	L, 14-9
10/9/82	No. 3	at No. 4 Alabama	L, 42-21
11/26/82	No. 2	No. 5 Pittsburgh	W, 19-10
8/29/83	No. 4	vs. No. 1 Nebraska	L, 44-6
9/29/84	No. 4	vs. No. 2 Texas	L, 28-3
10/15/94	No. 3	at No. 5 Michigan	W, 31-24
10/5/96	No. 4	at No. 3 Ohio State	L, 38-7
11/8/97	No. 2	No. 4 Michigan	L, 34-8
8/28/99	No. 3	No. 4 Arizona	W, 41-7
10/9/21	No. 4	at No. 3 Iowa	L, 20-23
11/2/24	No. 3	No. 4 Ohio State	L, 13-20
12/7/24	No. 3	vs. No. 1 Oregon	--

IN THE CFP RANKINGS

- Penn State opened the 2024 College Football Playoff rankings at No. 6 and was ranked No. 3 in the December 3 poll.
- Penn State is one of six FBS teams who have appeared in each of the last 17 CFP rankings.
- With appearances in the last 17 CFP rankings, Penn State is tied for the fifth-longest active streak among FBS teams.
- The Nittany Lions have appeared in the CFP rankings 41 times since the College Football Playoff was introduced in 2014.
- Penn State has ranked among the CFP Top 10 on 25 occasions.
- Penn State has finished in the CFP Top 12 six times, ranking sixth-most among FBS teams and second among Big Ten teams.

THREE-STRAIGHT 10 WIN SEASONS

- In 2024, Penn State reached 11 wins in a season for the 20th time in program history and 11 regular season wins for the seventh time.
- The Nittany Lions won 11 games in a season for the fifth time under **James Franklin** (2016, 2017, 2019, 2022, 2024).
- PSU is one of six FBS programs with 11 wins in at least five of the last nine seasons, joining Alabama, Clemson, Georgia, Ohio State and Oklahoma.
- Penn State won eight Big Ten games in a season for the third time in program history.
- PSU has won 32 games over the last three seasons (2022, 2023, 2024). It marks the fourth time in program history that Penn State has won 32 or more games, joining 1971-73 (33), 1972-74 (32) and 1994-96 (32).
- Penn State joins Alabama (32), Georgia (38), Michigan (35), Ohio State (32), Oregon (34) and Tulane (32) among FBS teams with 32+ wins over the last three seasons.
- In 2024, PSU earned 10 wins and five road wins in a season for the ninth time in program history.

- The Nittany Lions won at least 10 games in back-to-back seasons for the 13th time in program history and won at least 10 games in three-straight seasons for the fourth time in program history, first time as a Big Ten member, and first time since 1980-82.
- Penn State joins Georgia, Oregon and Ohio State as the only FBS teams who posted 10+ win seasons in 2022, 2023 and 2024.
- Alabama (9), Ohio (9) and Tulane (9) all won 10+ games in 2022 and 2023 and could join the list in 2024.
- The Nittany Lions reached 10 wins for the sixth time since 2016.
- Penn State is one of nine FBS teams with at least 10 wins in at least six of the last nine seasons, joining Alabama (8), Boise State (6), Clemson (7), Georgia (7), Michigan (6), Notre Dame (7), Ohio State (8) and Oklahoma (6).

CARTER, WARREN EARNS BIG TEN POSTSEASON AWARDS

- Penn State DE **Abdul Carter** was named the Nagurski-Woodson Big Ten Defensive Player of the Year and Smith-Brown Big Ten Defensive Lineman of the Year.
- TE **Tyler Warren** was voted Kwalick-Clark Big Ten Tight End of the Year.
- Carter and Warren became Penn State's 39th and 40th major award winners of a conference award and the 13th and 14th in the **James Franklin** era.
- Carter is the seventh Nittany Lion to win the conference's Defensive Player of the Year Award, joining LB LaVar Arrington (1998), DE Courtney Brown (1999), DE Michael Haynes (2002), DT Jared Odrick (2009), DT Devon Still (2011) and DE Carl Nassib (2015).
- He is also the sixth Nittany Lion to win the Defensive Lineman of the Year honor, joining Brown (1999), DT Jimmy Kennedy (2002), DE Tamba Hali (2005), Odrick and Still.
- Warren is second Nittany Lion to earn the Big Ten Tight End of the Year award, joining Pat Freiermuth (2020).

BIG HONORS

- Penn State had 23 All-Big Ten selections across offense, defense and special teams.
- On offense, TE **Tyler Warren** was named first team by the coaches and media.
- OL **Olaivavega Ioane** was selected second team by the coaches and media.
- OL **Sal Wormley** was voted third team by the media and honorable mention by coaches.
- QB **Drew Allar**, OL **Anthony Donkoh**, OL **Drew Shelton** and RB **Nicholas Singleton** were tabbed honorable mention by the coaches and media.
- RB **Kaytron Allen**, OL **Nick Dawkins** and WR **Harrison Wallace III** were selected honorable mention by the media.
- On defense, DE **Abdul Carter** led the way as a first team selection by the coaches and media.
- LB **Kobe King** was tabbed second team by the coaches and media.
- S **Jaylen Reed** earned second team honors by the coaches and media.
- CB **A.J. Harris** garnered third team accolades by the coaches and media.
- DT **Zane Durant** was voted honorable mention by the coaches and media.
- LB **Tony Rojas** was tabbed honorable mention by the coaches.
- DE **Dani Dennis-Sutton**, DT **Dvon J-Thomas**, CB **Jalen Kimber** and S **Zakee Wheatley** were named honorable mention by the media.
- On special teams, LS **Tyler Duzansky** was voted third team by the media and honorable mention by the coaches.
- K **Ryan Barker** was tabbed honorable mention by the coaches and media.
- KR **Nicholas Singleton** were selected honorable mention by the media.

TEAM NOTES

AWARD FINALISTS/SEMIFINALISTS

- On Nov. 5, senior TE **Tyler Warren** was named a finalist for the Mackey Award, given to the nation's top tight end, on Nov. 26.
- Warren is also a finalist for the Paul Hornung Award, for the most versatile player in college football, and was a semifinalist for the William V. Campbell Trophy.
- Junior DE **Abdul Carter** is a finalist for the Lombardi Award, presented to an outstanding lineman.
- He is also a finalist for the Bednarik Award and Bronko Nagurski Trophy, both presented to an outstanding defensive player.
- Carter and Warren are also semifinalists for Walter Camp Player of the Year.
- Redshirt senior OL **Nick Dawkins** is a finalist for the Allstate Wuerffel Trophy, college football's premier award for community service.
- Redshirt freshman OL **Anthony Donkoh** is a semifinalist for the Shaun Alexander Freshman of the Year award.

MIDSEASON ALL-AMERICANS

- On Oct. 10, junior RB **Nicholas Singleton**, senior TE **Tyler Warren** and senior S **Jaylen Reed** were named Midseason All-Americans by the Reese's Senior Bowl.
- Warren is a first-team Midseason All-America selection by the Associated Press, CBS Sports, Pro Football Focus and The Athletic.
- Reed is a second-team Midseason All-America honoree by the Associated Press.

OREGON CONNECTIONS

- Penn State redshirt junior LS **Tyler Duzansky**'s brother, Nick Duzansky, is a redshirt freshman LS at Oregon. Both played at St. Francis Prep in Illinois.
- Penn State junior K **Chase Meyer** and Oregon senior DT Keyon Ware-Hudson, redshirt freshman OL Lipe Moala, freshman DL Aydin Breland and freshman WR Jack Ressler all played at Mater Dei High School in California.
- Penn State senior S **Jaylen Reed** and Oregon sophomore QB Dante Moore both played at Martin Luther King Jr. High School in Michigan.
- Penn State junior WR **Omari Evans** and Oregon junior DB Khamari Terrell both played at Shoemaker High School in Texas.
- Oregon special teams coordinator/nickels coach Joe Lorig served as special teams coordinator/defensive assistant at Penn State from 2019-21.

MARYLAND NOTES

- With Penn State's 44-7 win over Maryland and Michigan's 13-10 win over Ohio State, the Nittany Lions clinched a spot in the 2024 Discover Big Ten Championship Game.
- Penn State reached 11 wins in a season for the 20th time in program history and 11 regular season wins for the seventh time.
- The Nittany Lions won 11 games in a season for the fifth time under **James Franklin** (2016, 2017, 2019, 2022, 2024).
- With today's victory, Penn State has won 32 games over the last three seasons (2022, 2023, 2024). It marks the fourth time in program history that Penn State has won 32 or more games, joining 1971-73 (33), 1972-74 (32) and 1994-96 (32).

- On the 7-yard touchdown catch, TE **Tyler Warren** broke a tie with Pat Freiermuth (16; 2018-20) for the Penn State tight end career touchdown receptions record.
- On a 9-yard catch in the third quarter, Warren set the Penn State tight end career receptions record, previously held by Mike Gesicki (129; 2014-17). Warren has 130 career receptions.
- On a 20-yard catch in the first quarter, Warren broke a tie with Wisconsin's Travis Beckum (75; 2007) for the most receptions by a Big Ten tight end in a season. Warren has 81 receptions this season.
- Penn State limited Maryland to 10 rushing yards in the first half and 35 passing yards in the second half.
- The Nittany Lions forced three takeaways, all interceptions.
- The Nittany Lions gave up 27 total yards and 16 rushing yards in the third quarter.
- PSU limited Maryland to 97 yards on 27 plays in the second half.

MINNESOTA NOTES

- The Nittany Lions have won their five road games in a season for the first time since 1994 and went 4-0 on the road in Big Ten games for the third time in program history, joining the 1994 and 2009. In 1994, PSU had a road win at Temple that was played at Franklin Field on the campus of Penn.
- PSU won five true road games in a season for the first time since 1985.
- Penn State reached 10 wins in a season for the 27th time in program history and 10 regular season wins for the 21st time.
- The Nittany Lions have won at least 10 games in back-to-back seasons for the 13th time in program history.
- Penn State won 10 games in three-straight seasons for the fourth time in program history and the first time since 1980-82 (10 wins in 1980; 10 in 1981; 11 in 1982).
- On an 8-yard catch in the third quarter, TE **Tyler Warren** broke the Penn State tight end career receiving yards record. He surpassed Mike Gesicki (1,481; 2014-17). Warren has 1,516 career receiving yards.
- Warren has 75 receptions this season, tying the Big Ten season tight end receptions record, matching Wisconsin's Travis Beckum (75 receptions in 2007).
- The Nittany Lions gave up 22 rushing yards on 15 attempts in the second half.
- TE **Luke Reynolds** gained 32 rushing yards on a fake punt in the fourth quarter.

PURDUE NOTES

- Between four scoring drives against Washington and two against Purdue, the Nittany Lions scored on six-straight first half drives before a punt in the second quarter.
- The Nittany Lions tallied 539 total yards, including 305 through the air.
- TE **Tyler Warren** earned his fourth career 100-yard receiving game, tying Ted Kwalick (4; 1966-68) for the Penn State tight end record.
- Warren's three 100-yard receiving games this season are the most by a PSU player since Jahan Dotson's five in 2021.

RECORD BREAKDOWN

Overall Record	11-1
Day Games	8-1
Night Games (6 p.m. or later)	3-0
TV Games	11-1
BTN	3-0
CBS	3-0
FOX	2-1
NBC	2-0
Peacock	1-0
Scoring First	6-1
Opponent Scoring First	5-0
Leading at the Half	6-0
Trailing at the Half	4-1
Tied at the Half	1-0
Leading after Third Qtr.	10-0
Trailing after Third Qtr.	1-1
Tied after Third Qtr.	0-0
Overtime Games	1-0
Scoring less than 20 pts	0-1
Scoring 20-29 points	4-0
Scoring 30-39 Points	4-0
Scoring 40+ Points	3-0
Allowing 10 points or less	5-0
Allowing 11-20 points	3-1
Allowing 21-30 points	3-0
Allowing 31+ points	0-0
Rushing for less than 100 yds	1-0
Rushing for 100-199 yds	3-1
Rushing for 200-299 yds	6-0
Rushing for 300+ yds	1-0
Passing for less than 200 yds	2-1
Passing for 200-299 yds	6-0
Passing for 300-399 yds	1-0
Passing for 400+ yds	2-0
Totaling less than 300 yds total offense	0-1
300-399 yds of total offense	3-0
400-499 yds of total offense	5-0
500+ yds of total offense	3-0
Allowing less than 100 yds rushing	8-0
Allowing more than 100 yds rushing	3-1
Allowing less than 300 yds total offense	8-0
Allowing 300+ yds total offense	3-1
Having a 100-yd rusher	3-0
Having two 100-yd rushers	1-0
Not having a 100-yd rusher	8-1
Opp. having a 100-yd rusher	0-0
No turnovers	4-0
1-3 turnovers	7-1
4+ turnovers	0-0
No takeaways	3-0
1 or 2 takeaways	6-1
3 or more takeaways	2-0
More than 30:00 of possession	8-0
Less than 30:00 of possession	3-1

AT THE START

Opponent	Coin Toss	Choice	PSU 1st Drive	Opponent 1st Drive	Game Captains
at West Virginia	West Virginia	Receive	Fumble	Punt	Dominic DeLuca, Riley Thompson, Tyler Warren, Kevin Winston Jr.
BOWLING GREEN	Penn State	Defer	Touchdown	Touchdown	Dominic DeLuca, Zane Durant, Kobe King, Riley Thompson
KENT STATE	Penn State	Defer	Interception	Punt	Dominic DeLuca, Kobe King, Beau Pribula, Elliot Washington II
ILLINOIS*	Penn State	Defer	Touchdown	Touchdown	Dominic DeLuca, Kobe King, Jaylen Reed, Tyler Warren
UCLA*	UCLA	Defer	Punt	Turnover on Downs	Nick Dawkins, Dominic DeLuca, Dani Dennis-Sutton, Beau Pribula
at USC*	USC	Receive	Field Goal	Punt	Dominic DeLuca, Olaivavega Ioane, DaKaari Nelson, Jaylen Reed
at Wisconsin*	Penn State	Defer	Fumble	Field Goal	Dominic DeLuca, Dominic Rulli, Drew Shelton, Riley Thompson
OHIO STATE*	Ohio State	Defer	Field Goal	Interception	Dominic DeLuca, Tyler Elsdon, Olaivavega Ioane, Kevin Winston Jr.
WASHINGTON*	Penn State	Defer	Touchdown	Missed Field Goal	Dominic DeLuca, Kobe King, DaKaari Nelson, Tyler Warren
at Purdue*	Purdue	Defer	Touchdown	Punt	Nick Dawkins, Dominic DeLuca, Zane Durant, Kobe King
at Minnesota*	Minnesota	Defer	Punt	Touchdown	Nick Dawkins, Dominic DeLuca, Kobe King, Nicholas Singleton
MARYLAND*	Maryland	Defer	Fumble	Touchdown	Dominic DeLuca, Cam Miller, Jaylen Reed, Tyler Warren

* Big Ten Conference Game

HISTORIC SERIES

- The Nittany Lions have played 23 teams 20 or more times in the 137-year history of the program.
- Penn State owns a winning record against 18 of the 23 teams that it has met 20 or more times.
- Six of the 23 teams are on the 2024 schedule, including West Virginia (61), Illinois (28), Wisconsin (21), Ohio State (40), Purdue (21) and Maryland (48).
- Eighteen of the 23 programs are currently members of NCAA Division I FBS.

Team	Meetings	Record
Pittsburgh	100	53-43-4
Syracuse	71	43-23-5
West Virginia	61	50-9-2
Maryland*	48	44-3-1
Penn [^]	47	18-25-4
Temple	45	40-4-1
Ohio State*	40	14-26
Bucknell [^]	38	28-10
Michigan State*	38	19-18-1
Navy	38	19-17-2
Rutgers*	34	32-2
Iowa*	32	18-14
Gettysburg [^]	28	27-0-1
Illinois*	28	22-6
Indiana*	27	25-2
Michigan*	27	10-17
Army	26	14-10-2
Boston College	24	20-4
Lehigh [^]	23	16-6-1
Northwestern*	21	16-5
Purdue*	21	17-3-1
Wisconsin*	21	12-9
Lebanon Valley [^]	20	20-0

* - Current Big Ten team | ^ - Current Non-FBS university

Bold indicates 2024 opponent

HOME SWEET HOME

- With a 322-82 all-time record in Beaver Stadium, Penn State is tied for the sixth-best record in its venue amongst current FBS schools and tied for first in the Big Ten.
- The Nittany Lions welcomed 111,030 fans against Ohio State on Nov. 2, a Beaver Stadium record, and 110,233 fans against Washington for the Penn State White Out Game, which ranks ninth in stadium history.
- Penn State averaged 108,409 fans in seven home games in 2023, which is the second-highest single-season average attendance in Beaver Stadium history and is the highest since record 108,917 average in 2007.
- Only Alabama (.844) and Oklahoma (.816) have higher winning percentages in facilities older than Beaver Stadium.

School	Stadium Name (Opened)	Rec	Win %
1. Alabama	Bryant-Denny Stadium (1929)	304-55-3	.844
2. Boise State	Albertsons Stadium (1970)	292-61	.827
3. Marshall	Joan C. Edwards Stadium (1991)	189-42	.818
4. Oklahoma	Gaylord Family-Oklahoma Memorial Stad. (1923)	428-91-15	.816
5. Ga. Southern	Paulson Stadium (1984)	218-51	.810
6. Penn State	Beaver Stadium (1960)	322-82	.797
7. Ohio State	Ohio Stadium (1922)	478-115-20	.796
8. Georgia	Sanford Stadium (1929)	386-107-9	.778
9. Auburn	Jordan-Hare Stadium (1939)	349-99-7	.775
10. Tennessee	Neyland Stadium (1921)	499-142-17	.771

TOP 10 BEAVER STADIUM CROWDS

Date	Result	Attendance
11/2/24	Ohio State 20, Penn State 13	111,030
9/29/18	Ohio State 27, Penn State 26	110,889
11/11/23	Michigan 24, Penn State 15	110,856
9/23/23	Penn State 31, Iowa 0	110,830
10/21/17	Penn State 42, Michigan 13	110,823
9/14/02	Penn State 40, Nebraska 7	110,753
9/2/23	Penn State 38, West Virginia 15	110,747
10/19/19	Penn State 28, Michigan 21	110,669
11/9/24	Penn State 35, Washington 6	110,233
10/27/07	Ohio State 37, Penn State 17	110,134

TEAM NOTES

- The senior hauled in a 15-yard touchdown grab in the first quarter. It was his 16th career touchdown reception, tying Pat Friermuth (16; 2018-20) for the Penn State tight end career record. Warren broke a tie with Mike Gesicki (15; 2014-17).
- Warren scored on a career-long 48-yard run in the third quarter.
- Since 1956, Warren is the seventh FBS true tight end with four rushing touchdowns in a season, joining Jaylen Samuels (NC State; 2015, 2016, 2017), Jordan Myers (Rice; 2021), Jordan Reed (Florida; 2010), Gerald Everett (South Alabama; 2015), Harold Fannin Jr. (Bowling Green; 2022) and James Mitchell (Virginia Tech; 2019).
- Since 1956, Warren is the only Big Ten tight end with four rushing touchdowns in a season.
- QB **Drew Allar** has 5,228 career passing yards. On the day, he became the 11th Nittany Lion to reach 5,000 career passing yards.
- Penn State held Purdue without a point in the third quarter and limited the Boilermakers to seven second-half points.
- The Nittany Lions held Purdue to 35 yards on 10 plays and three rushing yards on five attempts in the third quarter.

WASHINGTON NOTES

- Penn State is now 4-0 all-time against Washington.
- The Nittany Lions are 10-6 in full-stadium Penn State White Out games, including five-straight wins.
- Penn State welcomed 110,233 fans. It is the ninth-largest attendance in Beaver Stadium history.
- It marks the sixth full-stadium Penn State White Out game with 110,000+ fans.
- On a catch in the fourth quarter, TE **Tyler Warren** broke the Penn State tight end season receptions record, previously held by Mike Gesicki (57; 2017).
- Later in the fourth quarter, Warren broke the Penn State tight end season receiving yards record, held by Gesicki (679; 2017).
- S **Jaylen Reed** intercepted a pass in the second quarter. He has interceptions in three of the last four games (at USC, at Wisconsin, Washington).
- DE **Abdul Carter** collected six tackles, four tackles for loss, two sacks and a forced fumble.

OHIO STATE NOTES

- Penn State is now 14-26 all-time against Ohio State and 6-11 in home games in the series.
- The Nittany Lions are 4-8 all-time in regular-season matchups where both teams are ranked in the Top 5 of the AP Poll.
- Penn State welcomed 111,030 fans, a Beaver Stadium record. The previous record was 110,889 against Ohio State on Sept. 29, 2018.
- Penn State snapped a streak of scoring 20 or more points in 10-straight games.
- The Nittany Lions snapped a streak of tallying 300 or more total yards in 10-straight games.
- CB **Zion Tracy** intercepted a pass on Ohio State's opening drive and returned it 31 yards for a touchdown. It was his first career interception.

- Penn State had interception returns for touchdowns in back-to-back games (Tracy; **Jaylen Reed**, 19 yards at Wisconsin) for the first time since 2003 (Yaacov Yisrael, 83 yards at Iowa; Alan Zemaitis, 78 yards vs. Ohio State).
- S **Zakee Wheatley** forced a fumble on the 2-yard line that went into the end zone for a touchback in the second quarter.
- DE **Abdul Carter** recorded two sacks, with solo sacks in both the second and third quarters.

WISCONSIN NOTES

- This marks the 20th time Penn State has started a season 7-0 and the third time under James Franklin (2017, 2019).
- Penn State is 4-0 to start Big Ten play for the eighth time and the third time under Franklin (2017, 2019).
- Penn State S **Jaylen Reed** recorded an interception and returned it 19 yards for a touchdown in the third quarter.
- It was Penn State's first interception return for a touchdown since **Dominic Deluca's** 26-yard return against Delaware in 2023 and PSU's first interception return for a touchdown against a Big Ten opponent since Curtis Jacobs' 47-yard return at Michigan in 2022.
- Penn State limited Wisconsin to 81 rushing yards, including just 10 rushing yards in the second half.

USC NOTES

- The Nittany Lions earned their first win over USC at the LA Memorial Coliseum.
- Penn State improved to 6-0 for the second-straight year. PSU is the only FBS team to start 6-0 in each of the last two seasons.
- Penn State earned its first win in an overtime game since September 1, 2018 against Appalachian State (45-28) and its first win in an overtime game against a Big Ten opponent since October 2, 2016 vs. Minnesota (29-26).
- Penn State won on a game-winning field goal (36-yard kick by **Ryan Barker**) for the first time since August 30, 2014 against UCF when Sam Ficken hit a 36-yarder.
- Penn State snapped a streak holding four-straight Big Ten opponents to less than 100 rushing yards. USC finished the game with 189 rushing yards.
- PSU broke a streak of five-straight games not allowing a point in the third quarter. USC hit a 39-yard field goal with 28 seconds left in the third quarter.
- TE **Tyler Warren** set a Penn State and Big Ten tight end record with 224 receiving yards (on 17 catches).
- Warren joined Northwestern's Jon Harvey (208 yards vs. Michigan, 1982) as the only Big Ten tight ends to go over 200 receiving yards in a game.
- Warren's 17 receptions are a Penn State record and tie Harvey for most by a Big Ten tight end. His 17 receptions also tied an FBS tight end record, set by New Mexico's Emilio Valdez in 1967 and equaled by Harvey in 1982.
- Warren is the first FBS tight end to go over 200 receiving yards in a game since Utah's Dalton Kincaid had 234 receiving yards against USC on Oct. 15, 2022.
- Warren's 224 receiving yards are second-most by a Penn State player, behind only Jahan Dotson's 242 yards at Maryland in 2021).



2024 TEAM CAPTAINS

#0 DOMINIC DELUCA
 #15 DREW ALLAR
 #21 KEVIN WINSTON JR.
 #41 KOBE KING
 #53 NICK DAWKINS
 #95 RILEY THOMPSON

TEAM NOTES

- His 17 receptions are the most by an opponent in USC's 137-year football history.
- QB **Drew Allar** threw for 391 passing yards, sixth-most in a game by a PSU quarterback and PSU's most in a game since Sean Clifford's 401 yards vs. Villanova in 2021.

UCLA NOTES

- The Nittany Lions are 6-3 in Penn State Stripe Out games.
- Penn State improved to 5-0 for the fourth-straight year. The Nittany Lions are the only FBS team to start 5-0 in each of the last four seasons.
- It is the first time in program history Penn State has started 5-0 in four-straight seasons.
- This marks the 35th time Penn State has started a season 5-0 and the sixth time under **James Franklin**.
- Penn State scored on a 16-play, 82-yard drive, covering 8:36 in the second quarter. It was Penn State's longest drive by plays since a 17-play drive against Iowa in 2023 and its longest drive by time since a 9:04 drive against Indiana in 2019.
- TE **Tyler Warren** recorded his 17th total touchdown (14 receiving; 3 rushing) at Penn State, breaking a tie with Pat Freiermuth (16 receiving; 2018-20) for the most all-time by a PSU tight end.
- WR **Liam Clifford** had his first career 100-yard receiving game with 107 yards on three catches.
- In the third quarter, Penn State held UCLA to (-9) yards (5 passing, -14 rushing) on 11 plays.
- Penn State allowed 106 yards on 34 offensive plays to UCLA in the second half.

ILLINOIS NOTES

- Penn State is 17-15 all-time in Big Ten openers, including wins in its last four and seven of the last eight.
- Penn State is 75-24-5 in Homecoming games and 5-2 when wearing its Generations of Greatness uniforms.
- From the 1:41 mark of the second quarter (when Illinois had the ball at the Penn State 2-yard line) until the end of the game, the Nittany Lions held Illinois to 39 total yards.
- A missed field goal in the red zone by the Illini in the second quarter snapped a streak of 36-straight red zone scores, which was the longest in the country.
- Penn State had a season-high 13 tackles for loss, the most since recording 14 in 2023 vs. UMass, and most in a Big Ten game since 2022 at Rutgers (15).
- The Nittany Lions recorded a season-high seven sacks, their most since notching seven in 2023 at Michigan State.
- DE **Abdul Carter** was the first Nittany Lion with four tackles for loss in a game since Yetur Gross-Matos against Iowa in 2018.

KENT STATE NOTES

- Penn State posted 718 yards of total offense and allowed 66 total yards on defense, a difference of 652 yards. The difference is the most for a Penn State team since 1947 and according to ESPN Stats & Info, the highest yard differential in the FBS in the last 20 years.
- Penn State had a school-record 718 yards of offense. The previous record was 711 yards vs. Susquehanna in 1926.
- The Nittany Lions had a school-record 40 first downs. The previous record was 38 vs. West Virginia in 1962.
- PSU had eight different players score a touchdown in a game for the first time since eight scored against Georgia State in 2017.
- Penn State's 409 passing yards are the fifth-highest in school history and the most since the Nittany Lions had 429 passing yards vs. Villanova in 2021.
- Between the second and third quarters, Penn State scored four touchdowns in a 7:36 span, while covering 319 yards.
- Penn State had three different players (QB **Drew Allar**, QB **Beau Pribula**, TE **Tyler Warren**) throw a passing touchdown in the same game since 2008 in a 55-13 win over Syracuse (QB Daryll Clark, QB Pat Devlin, QB Paul Ciandolo).
- Warren threw a 17-yard touchdown pass to Nicholas Singleton in the second quarter. It was Warren's first career touchdown pass.

- Warren is the first non-PSU quarterback with a passing and receiving touchdown in the same game since WR KeAndre Lambert-Smith against Michigan State in 2022.
- Penn State held Kent State to 66 yards of offense (48 rushing, 18 passing), tied for the seventh-fewest since 1947. It is the fewest yards allowed by the Nittany Lions since holding Michigan State to 53 yards of total offense in 2023.
- The Nittany Lions held Kent State to 20 total yards in the first quarter (0 pass, 20 rush) and 40 total yards in the first half (18 pass, 22 rush). Penn State held Kent State to 26 yards in the second half (0 pass, 26 rush).
- The 18 passing yards allowed are the fewest allowed by Penn State under **James Franklin**.
- Penn State only allowed six first downs, the fewest since allowing five at Michigan State in 2023.
- The two passing completions allowed are the second-fewest allowed under Franklin and the lowest number of completions allowed since Army had one completion in 2015.

BOWLING GREEN NOTES

- Penn State snapped a streak of 28 games not allowing a first-drive touchdown, dating back to the Michigan State game in 2021. It was the nation's longest active streak.
- The Nittany Lions snapped a streak of 15-straight regular-season non-conference matchups without allowing more than 20 points in a game.
- Penn State is 123-13-1 all-time in home openers and 55-10 in Beaver Stadium home openers, including wins in 21 of the last 23 home openers.
- On Bowling Green's opening drive, Penn State snapped a streak of 28-straight games not allowing a first-drive touchdown, dating back to the Michigan State game in 2021. It was the nation's longest active streak.
- The Nittany Lions snapped a streak of 15-straight regular season non-conference games not allowing more than 20 points.
- RB **Nicholas Singleton** and RB **Kaytron Allen** each rushed for 100 yards in the same game for the second time in their careers.
- TE **Tyler Warren's** 146 receiving yards were a then-Penn State tight end record in a game, topping Matt Kranchick's 136 yards against Wisconsin in 2003.
- Penn State held Bowling Green to six total yards in the third quarter (1 rushing, 5 passing).

WEST VIRGINIA NOTES

- The Nittany Lions have won six-straight matchups in the series and 34 of the last 36 contests.
- Penn State is now 114-22-2 all-time in season openers and has won 20 of its last 23 season-opening contests.
- Due to lightning in the area, the start of the second half was delayed by 2 hours and 19 minutes.
- QB **Drew Allar** threw three touchdown passes in the second quarter, becoming the first Penn State quarterback to throw three touchdown passes in a quarter since Trace McSorley against Michigan State in 2016 (third quarter - Chris Godwin 34 yards, Mike Gesicki 45 yards, Godwin 59 yards).
- Penn State forced three turnovers, including two fumbles and an interception.
- S **Kevin Winston Jr.** tied a career high with 12 tackles (7 solo), earning his third career double-digit tackle game.
- Winston claimed Big Ten Defensive Player of the Week honors.
- In the fourth quarter, DE **Dani Dennis-Sutton** recovered a fumble and CB **Elliot Washington II** picked off a pass.

STREAKING

- Penn State has not allowed a special teams touchdown in 73-straight games, dating back to the start of the 2019 season.
- Penn State has won 20 consecutive games against teams that are not members of a Power Four conference.
- Penn State has won 22 consecutive games over non-conference opponents during the regular season, dating back to a win over Temple in 2016.
- Penn State has won 27-straight non-conference home games, dating back to a win over Kent State in 2013.

NATIONAL NITS

Below is a list of Penn State players that rank among the top-100 individuals and top-50 teams in the most recent season statistical rankings.

Rankings listed NCAA/Big Ten; Statistics are from December 1, 2024

- **QB Drew Allar**
 - Yards Per Pass Attempt - 9.36 (5/2)
 - Completion Percentage - 71.6 (5/3)
 - Passing Efficiency - 167.5 (7/3)
 - Yards Per Completion - 13.08 (29/2)
 - Passing Yards - 2,668 (37/6)
 - Passing Touchdowns - 18 (41/6)
 - Passing Yards Per Game - 222.3 (50/8)
 - Points Responsible For - 138 (52/5)
 - Total Offense Per Game - 241.1 (55/7)
 - Completions Per Game - 17.0 (62/10)
 - Points Responsible For Per Game - 11.5 (64/6)
- **K Ryan Barker**
 - Field Goal Percentage - 84.6 (30/6)
 - Field Goals Per Game - 1.10 (63/9)
 - Points Per Game - 6.5 (96/12)
- **DE Abdul Carter**
 - Tackles For Loss Per Game - 1.6 (3/1)
 - Sacks Per Game - 0.83 (12/2)
- **S Jaylen Reed**
 - Total Interceptions - 3 (45/6)
 - Interceptions Per Game - 0.3 (65/10)
- **RB Nicholas Singleton**
 - Yards Per Carry - 6.06 (20/2)
 - All-Purpose Yards Per Game - 119.09 (22/4)
 - Total Touchdowns - 11 (54/7)
 - Combined Kick Return Yards - 285 (83/9)
 - Rushing Yards Per Game - 66.6 (83/11)
 - Rushing Yards - 733 (90/12)
 - Rushing Touchdowns - 7 (96/14)
- **WR Harrison Wallace III**
 - Yards Per Reception - 16.54 (57/5)
- **TE Tyler Warren**
 - Receptions Per Game - 6.8 (12/2)
 - Receiving Yards - 978 (23/3)
 - Receiving Yards Per Game - 81.5 (24/3)
 - Receiving Touchdowns - 6 (60/9)
 - All-Purpose Yards Per Game - 97.25 (65/10)
 - Total Touchdowns - 10 (67/10)
- **TEAM**
 - Completion Percentage - 71.7 (3/2)
 - Total Defense - 266.8 (4/3)
 - Passing Efficiency - 159.34 (5/2)
 - First Downs Allowed - 190 (5/3)
 - Scoring Defense - 14.0 (6/2)
 - Sacks Allowed - 0.9 (7/1)
 - Passing Defense - 169.8 (7/3)
 - Rushing Defense - 97.0 (7/5)
 - Fourth Down Conversions - 73.7 (8/2)
 - Tackles For Loss Allowed - 3.75 (9/3)
 - Third Down Conversions - 47.2 (14/3)
 - Turnovers Lost - 10 (15/3)
 - Interceptions Thrown - 6 (15/4)
 - First Downs Offense - 280 (17/3)
 - Fumbles Lost - 4 (17/3)
 - Tackles For Loss Per Game - 7.1 (19/2)
 - Total Offense - 442.8 (19/2)
 - Red Zone Defense - 76.0 (20/2)
 - Passing Efficiency Defense - 112.47 (20/6)
 - Rushing Offense - 194.7 (25/2)
 - Turnover Margin - Plus-7 (26/4)
 - Sacks Per Game - 2.67 (27/4)
 - Third Down Conversions Defense - 33.5 (27/4)
 - Defensive Touchdowns - 2 (29/4)
 - Scoring Offense - 33.3 (30/4)
 - Interceptions - 12 (33/4)
 - Kick Return Average - 22.1 (33/7)
 - Yards Per Completion - 12.78 (40/3)
 - Passing Offense - 248.2 (40/7)
 - Kick Return Defense - 18.7 (44/5)
 - Time of Possession - 30:57 (44/7)
 - Red Zone Offense - 87.0 (47/8)

TEAM NOTES

DAWKINS ON GOOD WORKS TEAM

- Redshirt senior OL **Nick Dawkins** was named to the Allstate AFCA Good Works Team on Sept. 17.
- Dawkins is one of 22 student-athletes on the Allstate AFCA Good Works Team, which recognizes exemplary community service.
- He was one of 11 FBS players selected to the Good Works Team, to qualify as a semifinalist for the Allstate Wuerffel Trophy and was named a finalist on Nov. 26.

PENN STATE WHITE OUT

- A tradition stretching back to a student section White Out in 2004, Penn State White Outs have created an unrivaled atmosphere inside Beaver Stadium.
- Saturday marked the 16th time the Nittany Lions hosted a full-stadium Penn State White Out.
- Penn State holds an 10-6 record when the full stadium wears white.
- Five of Penn State's Top 10 most-attended games have been White Outs, including 110,223 fans against Washington in 2018, which ranks ninth all-time.
- Penn State's first full-stadium White Out was against Notre Dame in 2007.

Date	Opponent	Result	Attend.
Oct. 9, 2004*	#9 Purdue	L, 13-20	108,183
Oct. 8, 2005*	#6 Ohio State	W, 17-10	109,839
Oct. 14, 2006*	#4 Michigan	L, 10-17	110,007
Sept. 8, 2007	Notre Dame	W, 31-10	110,078
Sept. 27, 2008	#22 Illinois	W, 38-24	109,626
Sept. 26, 2009	Iowa	L, 10-21	109,316
Oct. 30, 2010*	Michigan	W, 41-31	108,539
Sept. 10, 2011	#3 Alabama	L, 11-27	107,846
Oct. 27, 2012	#9 Ohio State	L, 23-35	107,818
Oct. 12, 2013	#18 Michigan	W, 43-40 (4OT)	107,884
Oct. 25, 2014	#13 Ohio State	L, 24-31 (2OT)	107,895
Nov. 21, 2015	#13 Michigan	L, 16-28	107,418
Oct. 22, 2016	#2 Ohio State	W, 24-21	107,280
Oct. 21, 2017	#19 Michigan	W, 42-13	110,823
Sept. 29, 2018	#4 Ohio State	L, 26-27	110,889
Oct. 19, 2019	#16 Michigan	W, 28-21	110,669
Sept. 18, 2021	#22 Auburn	W, 28-20	109,958
Oct. 22, 2022	Minnesota	W, 45-17	109,813
Sept. 23, 2023	#24 Iowa	W, 31-0	110,830
Nov. 9, 2024	Washington	W, 35-6	110,233

*Student section only

ON TV

- Penn State has had 371 of its last 373 games televised, including 265 consecutive games.
- Over the last 15 seasons, every Penn State game has aired on either ABC, BTN, CBS, NBC, Peacock or an ESPN or FOX channel.
- Penn State has made 352 regular season TV appearances since 1995.
- The Penn State-Ohio State game on FOX had 9.94 million viewers, the highest-watched Big Ten game this season and the fourth-largest in college football this year.
- The Nittany Lions' first eight games this season totaled 27.79 million viewers for an average of 3.47 million per game.

LIONS UNDER THE LIGHTS

- With the Nittany Lions battling Illinois and Wisconsin on NBC Saturday night and Washington on Peacock, the 2024 season marks the 24th-straight with at least one regular-season night game on the schedule.
- Penn State is 65-32 at night all-time. The figure breaks down to 23-11 at home, 30-14 on the road and 12-7 in neutral site games. Penn State is 1-1 at regular season neutral sites, 11-6 in bowl games and 1-0 in conference championship games.
- In 2019, Penn State played its most regular season night games in program history with four primetime tilts.
- On Oct. 12, 2013, the Lions claimed the then-longest game in Big Ten history when they edged Michigan under the lights, 43-40, in four overtimes in front of a sellout Beaver Stadium crowd of 107,844 on Homecoming.

OVERTIME OVER TIME

- College football introduced overtime during the bowl season in 1995 and adopted it for regular season games in 1996. Since then, Penn State has played 16 overtime games, including six over the 2012-14 seasons.
- Ten of the 16 overtime tilts have come at home, four in true road games, one in the 2006 Orange Bowl and one in the 2014 Pinstripe Bowl.
- Penn State is 9-7 all-time in overtime games, with a 5-5 record at Beaver Stadium, 2-2 mark in true road games and 2-0 in contests at a neutral site.
- Penn State's first two overtime contests came vs. Iowa in 2000 and 2002 at home. The Nittany Lions dropped their first three contests that went to the extra period, but won five straight overtime contests before falling to Nebraska on Nov. 23, 2013.
- Penn State's all-time overtime games:

Date	Opponent	Score
11/4/00	IOWA (2OT)	L, 23-26
9/28/02	IOWA	L, 35-42
10/12/02	at Michigan	L, 24-27
1/3/06	vs. Florida State (3OT) ¹	W, 26-23
10/7/06	at Minnesota	W, 28-27
11/24/12	WISCONSIN	W, 24-21
10/12/13	MICHIGAN (4OT)	W, 43-40
11/2/13	ILLINOIS	W, 24-17
11/23/13	NEBRASKA	L, 20-23
10/25/14	OHIO STATE (2OT)	L, 24-31
12/27/14	vs. Boston College ²	W, 31-30
10/2/16	MINNESOTA	W, 29-26
9/1/18	APPALACHIAN STATE	W, 45-38
10/24/20	at Indiana	L, 35-36
10/23/21	Illinois (9OT)	L, 18-20
10/12/24	at USC	W, 33-30

1 - Orange Bowl, 2 - Pinstripe Bowl

FAMILY AFFAIR

- Penn Staters know that it is very common for generations of families to all attend Penn State. For a fortunate few, immediate family members are also able to follow in a brother, father or grandfather's footsteps on the Penn State football team.
 - Three sons of Penn State lettermen are on the 2024 team.
- | Father (Letters) | Son (Class) |
|-------------------------|-----------------------|
| Brian Chizmar (1986-89) | Ben Chizmar (R-Jr.) |
| Ed Pryts (1978-82) | Jackson Pryts (R-So.) |
| Todd Rucci (1990-92) | Nolan Rucci (R-Jr.) |
- Five pairs of brothers are currently represented.
- | Older (Years/Class) | Younger (Class) |
|------------------------------------|------------------------|
| Max Chizmar (2017-21) | Ben Chizmar (R-Jr.) |
| Sean Clifford (2018-22) | Liam Clifford (R-Jr.) |
| Khalil Dinkins (2020-pres.; R-Jr.) | Kolin Dinkins (R-So.) |
| Kalen King (2021-23) (Twins) | Kobe King (R-Jr.) |
| Michal Menet (2017-21) | Joey Schlaffer (R-Fr.) |

FUTURE BIG TEN SCHEDULES

- On October 4, 2023, the Big Ten released Penn State's home and away opponents for the 2024-28 seasons.
- 2025: home:** Indiana, Nebraska, Northwestern, Oregon; **away:** Iowa, Michigan State, Ohio State, Rutgers, UCLA.
- 2026: home:** Minnesota, Purdue, Rutgers, USC, Wisconsin; **away:** Maryland, Michigan, Northwestern, Washington.
- 2027: home:** Maryland, Michigan, Michigan State, Washington; **away:** Illinois, Indiana, Oregon, Purdue, Wisconsin.
- 2028: home:** Indiana, Iowa, Ohio State, Oregon, UCLA; **away:** Michigan State, Nebraska, Rutgers, USC

SEASON HONORS

DREW ALLAR, QUARTERBACK

All-Big Ten Honorable Mention
Davey O'Brien Award Semifinalist (11/12)
Johnny Unitas Golden Arm Award Top 10
Davey O'Brien Award Great 8 (9/3)
Maxwell Award Watch List
Reese's Senior Bowl Watch List

KAYTRON ALLEN, RUNNING BACK

All-Big Ten Honorable Mention (Media)
Doak Walker Award Watch List
Reese's Senior Bowl Watch List

TOM ALLEN, DEFENSIVE COORDINATOR/LB

Broyles Award Nominee

RYAN BARKER, KICKER

All-Big Ten Honorable Mention
Big Ten Freshman of the Week (10/14)

ABDUL CARTER, DEFENSIVE END

Nagurski-Woodson Big Ten Defensive Player of the Year
Smith-Brown Big Ten Defensive Lineman of the Year
All-Big Ten First Team
Bednarik Award Finalist (11/26)
Bronko Nagurski Trophy Finalist (11/22)
Lombardi Award Finalist (11/20)
Walter Camp Player of the Year Semifinalist (11/13)
Bednarik Award Semifinalist (11/12)
Bednarik Award Player of the Week (11/12)
Walter Camp Defensive Player of the Week (11/12)
Lott IMPACT Trophy Semifinalist (11/11)
Lombardi Award Semifinalist (11/8)
Bednarik Award Player of the Week (10/1)
Bronko Nagurski Player of the Week (10/1)
Big Ten Defensive Player of the Week (9/30)
Senior Bowl Co-Defensive Player of the Week (9/30)
Butkus Award Watch List
Reese's Senior Bowl Watch List
Preseason Walter Camp All-America
Preseason Action Network All-America (First Team)
Preseason Associated Press All-America (Second Team)
Preseason CBS All-America (Second Team)
Preseason ESPN All-America (Second Team)
Preseason The Athletic All-America (Second Team)

COOPER COUSINS, OFFENSIVE LINE

Shaun Alexander Freshman of the Year Award Watch List
Preseason 24/7 Sports True Freshman All-America
Preseason ESPN True Freshman All-America
Preseason On3 True Freshman All-America

NICK DAWKINS, OFFENSIVE LINE

All-Big Ten Honorable Mention (Media)
Wuerffel Trophy Finalist (11/26)
Allstate AFCA Good Works Team
Wuerffel Trophy Semifinalist

DOMINIC DELUCA, LINEBACKER

Burlsworth Trophy Nominee

DANI DENNIS-SUTTON, DEFENSIVE END

All-Big Ten Honorable Mention (Media)
Lott IMPACT Trophy Watch List
Reese's Senior Bowl Watch List

ANTHONY DONKOH, OFFENSIVE LINE

All-Big Ten Honorable Mention
Shaun Alexander Freshman of the Year Award Semifinalist

ZANE DURANT, DEFENSIVE TACKLE

All-Big Ten Honorable Mention

TYLER DUZANSKY, LONG SNAPPER

All-Big Ten Third Team (Media), Honorable Mention (Coaches)
Patrick Mannelly Award Watch List

OMARI EVANS, WIDE RECEIVER

Earl Campbell Tyler Rose Award Watch List

JAMES FRANKLIN, HEAD COACH

Bear Bryant Award Watch List
Dodd Trophy Watch List

JULIAN FLEMING, WIDE RECEIVER

Reese's Senior Bowl Watch List

A.J. HARRIS, CORNERBACK

All-Big Ten Third Team

OLAIVAVEGA IOANE, OFFENSIVE LINE

All-Big Ten Second Team
Polynesian Player of the Year Award Watch List

DVON J-THOMAS, DEFENSIVE TACKLE

All-Big Ten Honorable Mention (Media)
Polynesian Player of the Year Award Watch List

JALEN KIMBER, CORNERBACK

All-Big Ten Honorable Mention (Media)

KOBE KING, LINEBACKER

All-Big Ten Second Team
Butkus Award Watch List
Reese's Senior Bowl Watch List

CHASE MEYER, KICKER

Lou Groza Award Watch List

JB NELSON, OFFENSIVE LINE

Reese's Senior Bowl Watch List

BEST TE IN COLLEGE FOOTBALL



TYLER WARREN'S PENN STATE RECORDS/STATS		WARREN'S RANKINGS AMONG POWER 4 TIGHT ENDS	
CAREER RECEPTIONS	CAREER RECEIVING YARDS	SEASON RECEPTIONS	SEASON RECEIVING YARDS
130	1,584	1ST	1ST
Warren owns 130 career receptions, first all-time among PSU tight ends. He ranks 11th among all PSU players.	Warren has 1,584 career receiving yards, first all-time among PSU tight ends and 20th among all PSU players.	Warren ranks third among FBS tight ends, first among Power Four tight ends and first among Big Ten tight ends with 81 receptions this season. The 81 receptions are the most in a season by a PSU tight end and a Big Ten tight end.	Warren sits second among FBS tight ends, first among Power Four tight ends and first among Big Ten tight ends with 978 receiving yards this year. The 978 receiving yards are most in a season by a PSU tight end and 2nd-most by a Big Ten TE.
CAREER RECEIVING TOUCHDOWNS	CAREER 100-YARD RECEIVING GAMES	SEASON RECEIVING YARDS PER GAME	SEASON RECEIVING TOUCHDOWNS
17	5	1ST	1ST
Warren owns 17 career touchdown catches, tied for eighth all-time at Penn State and first among PSU tight ends.	Warren has five career 100-yard receiving games, most among Penn State tight ends.	Warren holds second among FBS tight ends, first among Power Four tight ends and leads Big Ten tight ends averaging 81.5 receiving yards per game.	Warren is tied-fourth among FBS tight ends, tied-first among Power Four tight ends and ranks first among Big Ten tight ends with six receiving touchdowns this year.
CAREER 20+ YARD RECEPTIONS	CAREER YARDS PER RECEPTION	SEASON YARDS PER RECEPTION	SEASON 100-YARD RECEIVING GAMES
22	12.2	1ST	2ND
Warren has 22 career receptions of 20 or more yards as a Nittany Lion, including 15 this season.	Warren is averaging 12.2 yards per reception (1,584 yards on 130 catches) in his PSU career.	Warren holds second among FBS tight ends, first among Power Four tight ends and leads Big Ten tight ends averaging 12.1 yards per reception (min. 70 catches).	Warren is third among FBS tight ends and second among Power Four tight ends with four 100-yard receiving games this season and is the only Big Ten tight end with multiple 100-yard receiving games this year.
CAREER TOTAL TOUCHDOWNS	STATS AGAINST USC	SEASON TOTAL TOUCHDOWNS	SEASON RUSHING TOUCHDOWNS
23	17-224-1	1ST	1ST
Warren has tallied 23 career total touchdowns (17 receiving; 6 rushing), most all-time among PSU tight ends.	Warren tied an FBS tight end record with 17 receptions against USC, while setting Penn State and Big Ten records with 224 receiving yards. He had five catches of 20+ yards, including a 32-yard touchdown.	Warren is tied for first among FBS tight ends and sits first among Power Four tight ends with 10 total touchdowns this season.	Warren ranks first among FBS tight ends with four rushing touchdowns this season. Since 1956, his four rushing touchdowns are most in a season by a Big Ten tight end.

SEASON HONORS

JAYLEN REED, SAFETY

All-Big Ten Second Team
Associated Press Midseason All-America (2nd team)
Reese's Senior Bowl Midseason All-American
Reese's Senior Bowl Watch List

TONY ROJAS, LINEBACKER

All-Big Ten Honorable Mention (Coaches)

NOLAN RUCCI, OFFENSIVE LINE

Reese's Senior Bowl Watch List

NICHOLAS SINGLETON, RUNNING BACK

All-Big Ten Honorable Mention (Running Back, Return Specialist)
Reese's Senior Bowl Midseason All-American
Paul Hornung Award Honor Roll (9/4)
Doak Walker Award Watch List
Maxwell Award Watch List
Paul Hornung Award Watch List
Walter Camp Player of the Year Award Watch List
Reese's Senior Bowl Watch List

RILEY THOMPSON, PUNTER

Ray Guy Award Punter of the Week (9/10)
Ray Guy Award Watch List

HARRISON WALLACE III, WIDE RECEIVER

All-Big Ten Honorable Mention (Media)

TYLER WARREN, TIGHT END

Kwalick-Clark Big Ten Tight End of the Year
All-Big Ten First Team
Mackey Award Finalist (11/26)
Big Ten Offensive Player of the Week (11/18)
Walter Camp Player of the Year Semifinalist (11/13)
Paul Hornung Award Finalist (11/8)
Mackey Award Semifinalist (11/5)
Associated Press Midseason All-America (1st team)
CBS Sports Midseason All-America (1st team)
Pro Football Focus Midseason All-America (1st team)
The Athletic Midseason All-America (1st team)
Maxwell Award National Player of the Week (10/15)
Mackey Award National Player of the Week (10/15)
Paul Hornung Award National Player of the Week (10/15)
Associated Press National Player of the Week (10/14)
Big Ten Co-Offensive Player of the Week (10/14)
Reese's Senior Bowl Midseason All-American
Campbell Trophy Award Semifinalist
John Mackey Award Tight End of the Week (9/10)
Biletnikoff Award Watch List
Reese's Senior Bowl Watch List

ZAKEE WHEATLEY, SAFETY

All-Big Ten Honorable Mention (Media)

KEVIN WINSTON JR., SAFETY

Bednarik Award National Player of the Week (9/3)
Big Ten Defensive Player of the Week (9/2)
Bednarik Award Watch List
Reese's Senior Bowl Watch List

SAL WORMLEY, OFFENSIVE LINE

All-Big Ten Third Team (Media), Honorable Mention (Coaches)
Outland Trophy Watch List
Preseason Action Network All-America (Second Team)
Reese's Senior Bowl Watch List

WELCOME TO THE GAME

Collegiate Debut (29):

- at West Virginia (8/31): OL Alex Birchmeier, OL Cooper Cousins, WR Tyler Johnson, S DeJuan Lane, DE Jordan Mayer, TE Luke Reynolds, TE Joey Schaffer, RB Cam Wallace
- Kent State (9/21): K Ryan Barker, CB Antoine Belgrave-Shorter, OL Eagan Boyer, LB Ben Chizmar, RB Amiel Davis, WR Tyseer Denmark, DT Xavier Gilliam, DE Max Granville, DE Jaylen Harvey, RB Quinton Martin Jr., CB Jon Mitchell, DT Joseph Mupoy, LB Jackson Pryts, LB Anthony Specia, S Vaboue Toure, CB Kenny Woseley Jr., LB Winston Yates
- Washington (11/9): WR Ethan Black, RB Corey Smith
- at Purdue (11/16): TE Finn Furmanek
- Maryland (11/30): DT DeAndre Cook

Penn State Debut (35):

- at West Virginia (8/31): Birchmeier, Cousins, WR Julian Fleming, DT Alonzo Ford Jr., CB A.J. Harris, Johnson, CB Jalen Kimber, Lane, Mayer, Reynolds, OL Nolan Rucci, Schaffer, WR Jake Spencer, Wallace
- Kent State (9/21): Barker, Belgrave-Shorter, Boyer, Chizmar, Davis, Denmark, Gilliam, Granville, Harvey, Martin Jr., Mitchell, Mupoy, Pryts, Specia, Toure, Woseley Jr., Yates
- Washington (11/9): Black, Smith
- at Purdue (11/16): Furmanek
- Maryland (11/30): Cook

True Freshmen (16):

- at West Virginia (8/31): Cousins, Lane, Reynolds
- Kent State (9/21): Belgrave-Shorter, Boyer, Denmark, Gilliam, Granville, Harvey, Martin Jr., Mitchell, Specia, Toure, Woseley Jr.
- Washington (11/9): Smith
- Maryland (11/30): Cook

First Collegiate Start (15):

- at West Virginia (8/31): OL Nick Dawkins, OL Anthony Donkoh, CB A.J. Harris, TE Andrew Rappleyea, LB Tony Rojas, S Zakee Wheatley
- Bowling Green (9/7): WR Omari Evans, TE Luke Reynolds
- Kent State (9/21): WR Julian Fleming, CB Elliot Washington II
- Illinois (9/21): LB DaKaari Nelson
- UCLA (10/5): LB Dominik DeLuca, TE Khalil Dinkins
- Ohio State (11/2): OL Nolan Rucci, DE Amin Vanover
- at Purdue (11/16): CB Zion Tracy

First Start at Penn State (17):

- at West Virginia (8/31): Dawkins, Donkoh, Harris, CB Jalen Kimber, Rappleyea, Rojas, Wheatley
- Bowling Green (9/7): Evans, Reynolds
- Kent State (9/21): Fleming, Washington
- Illinois (9/21): Nelson
- UCLA (10/5): DeLuca, Dinkins
- Ohio State (11/2): Rucci, Vanover
- at Purdue (11/16): Tracy

OFFENSIVE NOTES

- Since the start of the 2016 season, Penn State's offense is third in the Big Ten in red zone touchdown percentage (67.15; 12th nationally) and scoring offense (34.26; 13th), fourth in total offense (423.44; 27th) and sixth in points per possession (2.23; 15th), touchdown percentage (32.52; 15th), scoring percentage (41.78; 15th), yards per pass attempt (7.88; 26th) and yards per play (6.07; 33rd).
- Penn State's offense has been explosive since the 2016 campaign, as it leads the Big Ten in 80-plus yard play percentage (0.17; 2nd nationally) and 70-plus (0.34; 7th) and holds fourth in 20-plus (7.41; 27th), 40-plus (1.84; 26th), 50-plus (0.91; 41st) and 60-plus (0.48; 47th) and sixth in 30-plus (3.34; 40th).
- The Nittany Lions have tallied at least 55 offensive plays of 20 or more yards in eight of the last 10 seasons (57 in 2024; 67 in 2022; 57 in 2021; 63 in 2019; 73 in 2018; 85 in 2017; 91 in 2016; 67 in 2015).
- Penn State is fifth in the Big Ten and 18th nationally in 15+ yard pass play percentage since 2016 (19.44 percent).
- TE **Tyler Warren** was named Kwalick-Clark Big Ten Tight End of the Year and is a finalist for the Mackey Award and Paul Hornung Award.
- Warren was selected All-Big Ten first team, while OL **Olavavega Ioane** was tabbed second team and OL **Sal Wormley** was voted third team by the media.
- QB **Drew Allar**, RB **Kaytron Allen**, OL **Nick Dawkins**, OL **Anthony Donkoh**, OL **Drew Shelton**, RB **Nicholas Singleton** and WR **Harrison Wallace III** were all named All-Big Ten honorable mention.
- Penn State has surpassed 200 yards rushing 50 times in the **James Franklin** era. PSU is 45-5 in those games.
- Since 2014, Penn State has recorded 200 passing yards on 91 occasions. Penn State is 70-21 in those games.
- Since 2014, Penn State has tallied 400 total yards on 77 occasions. Penn State is 64-13 in those games.
- Since 2014, Penn State is 51-1 when leading by 10+ points at halftime.
- Since the start of the 2022 season, Penn State is first in the nation in turnover margin, averaging a +0.92 margin (1.76 gained per game; 0.84 lost per game).
- In 2024, PSU has 57 plays of 20+ yards (44 passes, 13 rushes).
- Penn State has four players with 100-yard receiving games this season (Wallace 117 vs. West Virginia; Warren, 146 vs. Bowling Green/224 vs. USC/127 at Purdue/102 at Minnesota; **Omari Evans**, 116 vs. Kent State; **Liam Clifford**, 107 vs. UCLA), marking the first season with at least four players with 100-yard receiving games since 2017 (Saqueon Barkley, DaeSean Hamilton, Juwan Johnson, DeAndre Thompkins).
- Penn State's +652 yard differential in the Kent State game (718 gained, 66 allowed) is a school record and, according to ESPN Stats & Info, is the highest in any game in the last decade and the highest against an FBS opponent in the last 20 seasons.
- Penn State had school records with 718 total yards and 40 first downs vs. Kent State, while its 409 passing yards are the fifth-highest total in school history. PSU had eight different players score a touchdown in a game for the first time since eight scored against Georgia State in 2017.
- Warren set a Penn State and Big Ten tight end record with 224 receiving yards (on 17 catches) at USC.

- Warren's 17 receptions are a Penn State record, tied an FBS tight end record, set by New Mexico's Emilio Vallez in 1967 and matched by Harvey in 1982, and tied Harvey for fourth-most in a game by a Big Ten player.
- Allar threw for 391 passing yards, sixth-most in a game by a PSU quarterback and PSU's most in a game since Sean Clifford's 401 yards vs. Villanova in 2021.
- The Nittany Lions gained 486 total yards against Washington, including 266 yards and four touchdowns on the ground, while not allowing a tackle for loss.
- Between four scoring drives against Washington and two against Purdue, the Nittany Lions scored on six-straight first half drives before a punt in the second quarter at Purdue.
- The Nittany Lions had eight plays of 20+ yards and tallied 539 total yards at Purdue.
- Against Maryland, PSU had four plays of 20+ yards and scored six touchdowns in the red zone.
- In 2024, Penn State ranks third in the nation in completion percentage (71.7; 2nd in B1G), fifth in pass efficiency (169.34; 2nd), seventh in sacks allowed per game (0.92; 1st), eighth in fourth down conversion percentage (73.7; 3rd) and ninth in tackles for loss allowed per game (3.75; 3rd).
- One of the most explosive offenses in the country, PSU ranks third in percentage of 15+ yard pass plays (25.54), fifth in big play percentage (17.14) and seventh in 10+ yard play percentage (24.94).
- Allar ranks fifth in the country in yards per pass attempt (9.36; 2nd in B1G), fifth in completion percentage (71.6; 3rd) and seventh in pass efficiency (167.5; 3rd).
- Singleton is averaging 6.8 yards per carry on first down this season, good for sixth in the FBS (min. 75 first down carries).
- Among FBS tight ends in 2024, Warren is tied for first in total touchdowns (10; 1st in Power Four) and ranks second in receiving yards (978; 1st), receiving yards per game (81.5; 1st), yards per reception (12.1; 1st, min. 70 catches), third in receptions (81; 1st) and 100-yard receiving games (4; 2nd) and tied for fourth in receiving touchdowns (6; T-1st).
- Andy Kotelnicki** is in his first season as Penn State's offensive coordinator.
- Over the last 10 seasons as an offensive coordinator, Kotelnicki's offenses lead the nation in lowest sack percentage (3.78) and lowest tackle for loss percentage (7.82).
- Kotelnicki's offenses are second in the nation in rushing touchdowns per game (2.19) and third in yards per rush (4.76), rushing yards per game (188.18), rushing yards per season (2,216.3) and rushing touchdowns per season (25.3) over that span.
- Over the last 10 seasons as an OC, Kotelnicki's offenses are second in yards per play (6.13), third down conversion percentage (42.47) and points per play (0.46) and third in touchdown percentage (30.39), red zone touchdown percentage (65.77) and 40+ yard play percentage (1.89).
- Penn State has scored 40 points 34 times since 2016.

Scoring Benchmarks Since 2016 (113 games)

Pts.	#	Last
50+	17	Sept. 21, 2024; Kent State (W, 56-0)
40+	34	Nov. 30, 2024; Maryland (W, 44-7)
30+	67	Nov. 30, 2024; Maryland (W, 44-7)
20+	97	Nov. 30, 2024; Maryland (W, 44-7)



Drew Allar & Kaytron Allen

DREW ALLAR



PENN STATE RECORDS/STATS			
CAREER PASSING YARDS 5,643	CAREER PASSING TDS 47	CAREER PASSING COMPLETIONS 472	CAREER PASSING ATTEMPTS 734
Allar has thrown for 5,643 passing yards in his Penn State career, ranking eighth all-time at PSU. He is 99 yards behind Daryll Clark (5,742; 2006-09) for seventh.	Allar is fourth all-time at Penn State with 47 career passing touchdowns. He is one touchdown behind Christian Hackenberg (48; 2013-15) for third.	Allar has completed 472 passes in his Nittany Lion career. He is seventh all-time at Penn State. He is 41 completions behind Matt McGloin (513; 2009-12) for fifth.	Allar has attempted 734 passes in his Penn State career, good for ninth in program history. He is four pass attempts behind Daryll Clark (738; 2006-09) for eighth.
CAREER COMPLETION PCT. 64.3	CAREER YARDS PER PASS ATTEMPT 7.7	CAREER TOUCHDOWN PCT. 6.40	CAREER INTERCEPTION PCT. 0.95
Allar has completed 472-of-734 pass attempts in his career for a 64.3 completion percentage. He holds the all-time lead at Penn State.	Allar ranks ninth all-time at Penn State averaging 7.7 yards per attempt (5,643 yards on 734 attempts).	Allar holds a 6.40 touchdown percentage in his career (47 touchdowns on 734 attempts), ranking seventh in Penn State history.	Allar owns a 0.95 interception percentage in his career (7 interceptions on 734 attempts), ranking first all-time at Penn State.
CAREER PASSING EFFICIENCY 148.1	CAREER 200-YARD PASSING GAMES 15	CAREER 300-YARD PASSING GAMES 3	CAREER WIN PERCENTAGE 84.0
Allar has a 148.1 passing efficiency rating in his Nittany Lion career, ranking first all-time at Penn State.	Allar is seventh all-time at Penn State with 15 career 200-yard passing games. He is one behind Kerry Collins (16; 1991-94) and Zack Mills (16; 2001-04) for fifth at PSU.	Allar has three career 300-yard passing games, one behind Kerry Collins (4; 1991-94) for fifth all-time at PSU.	Allar has a 21-4 record as Penn State's starting quarterback, good for an 84.0 win percentage, ranking eighth all-time at Penn State.
CAREER RUSHING YARDS 483	CAREER RUSHING TDS 10	CAREER TOTAL OFFENSE 6,126	CAREER TDS RESPONSIBLE FOR 57
Allar ranks 11th all-time among quarterbacks at Penn State with 483 career rushing yards. He sits 23 yards behind Tommy Stevens (506; 2016-18) for 10th.	Allar has rushed for 10 career touchdowns. Among Penn State quarterbacks, he is tied for seventh all-time, with Todd Blackledge (10; 1980-82) and Beau Pribula (10; 2022-pres).	Allar has accumulated 6,126 total yards (5,643 passing, 483 rushing) in his Nittany Lion career. He ranks seventh all-time at Penn State. He is 199 yards behind Matt McGloin (6,325; 2009-12) for sixth.	Allar is responsible for 57 touchdowns at Penn State (47 passing, 10 rushing), good for fourth all-time. He is eight touchdowns behind Daryll Clark (65; 2006-09) for fourth.

QUARTERBACK NOTES

- Junior quarterback **Drew Allar** is a semifinalist for the Davey O'Brien Award semifinalist and on watch lists for the Johnny Unitas Golden Arm Award, Manning Award and Maxwell Award.
- Allar was selected honorable mention All-Big Ten by the coaches and media in 2023 and 2024.
- In his career, the Ohio native has completed 64.3 percent of his passes (472-of-734) for 5,643 yards and 47 touchdowns (seven interceptions) and owns 483 rushing yards and 10 rushing touchdowns.
- He ranks first in school history in career interception percentage (0.95), completion percentage (64.3) and pass efficiency (148.1), fourth in career touchdown passes (47) and seventh in touchdown pass percentage (6.40) and rushing touchdowns by a QB (10).
- He's also fourth with 57 career touchdowns responsible for, while ranking sixth in school history with 472 completions, seventh with 6,126 career total yards, eighth with 5,643 career passing yards and ninth with 734 career pass attempts.
- Since 1956, Allar is the only FBS quarterback with 600+ pass attempts, 40+ passing touchdowns and 7 or less interceptions in their career.
- Allar has 15 career games with multiple touchdown passes, eight games with three or more touchdown passes and two games with four touchdown passes.
- He has 15 career 200-yard passing games, seventh all-time at PSU, and three 300-yard passing games.
- The Ohio native owns nine career games with both a passing and rushing touchdown.
- Before an interception on his 29th pass attempt of the Indiana game in 2023, Allar tallied 311 passing attempts without an interception to start his career. Allar's 311 pass attempts without an interception to start his career is an FBS record, bettering Baylor's Robert Griffin III's 209 attempts in 2008.
- In 2024, Allar has completed 71.6 percent of his passes for 2,668 yards and 18 touchdowns, while rushing for five scores.
- Allar ranks ninth in a season at PSU with 2,668 passing yards.
- He has completed 41 passes of 20+ yards this season.
- Allar ranks 11th in the nation and fourth in the Big Ten with a 81.6 quarterback rating (QBR).
- He ranks fifth in the country in yards per pass attempt (9.36; 2nd in B1G), fifth in completion percentage (71.6; 3rd) and seventh in pass efficiency (167.5; 3rd).
- Against West Virginia, Allar completed 11-of-17 passes for 216 yards and three touchdowns. All three of Allar's touchdown passes came in the second quarter. He tallied six completions over 15 yards on the day.
- Allar became the first Penn State quarterback to throw for three touchdowns in a quarter since Trace McSorley in 2016 against Michigan State (third quarter).
- In the first quarter at WVU, Allar went over the 3,000 career passing yards mark.
- Allar added six carries for 44 yards (7.3 ypc), including one run of 15 yards and two 10-yard runs. Allar was tabbed to the Davey O'Brien Award Great 8.
- Against Bowling Green, Allar threw for 204 yards on 13 completions.
- He scored on a 5-yard rush in the first quarter and connected with Evans (29 yards) and Nicholas Singleton (14 yards) on touchdown passes.

- Against Kent State, Allar threw for 309 yards, his second career 300-yard game, and three touchdowns, while rushing for a 5-yard score.
- It was his fourth career game with 200+ passing yards and 3+ passing touchdowns.
- Against Illinois, Allar completed 15-of-21 passes for 135 yards.
- Allar threw for 237 yards and a touchdown, while adding a 1-yard touchdown rush vs. UCLA.
- He became the 13th PSU quarterback to reach 4,000 career passing yards.
- At USC, Allar completed 30-of-43 passes for 391 yards and two touchdowns, while adding 32 rushing yards on four carries. He had six completions of 20+ yards, including a 32-yard touchdown pass to Warren.
- Allar's 391 passing yards were sixth-most in a game by a Penn State quarterback and PSU's most in a game since Sean Clifford's 401 against Villanova in 2021.
- At Wisconsin, Allar completed 14-of-18 passes for 148 yards and a touchdown, all in the first half. He threw a 6-yard touchdown pass to Nicholas Singleton.
- Allar became the 12th Nittany Lion to reach 5,000 career yards of total offense.
- Against Ohio State, completed 12 passes for 146 yards.
- Allar completed 20-of-28 passes for 220 yards and a touchdown against Washington, including four passes of 20+ yards.
- The junior completed 17-of-19 passes for 247 yards and three touchdowns at Purdue. On the day, he became the 11th Nittany Lion to reach 5,000 career passing yards.
- He completed 21-of-28 passes for 244 yards and a touchdown, while adding a rushing score, at Minnesota.
- Allar threw for 171 yards and a touchdown, while adding a rushing score, against Maryland.
- Quarterback **Beau Pribula** is in his third season with the Nittany Lions. He has played in 23 games at Penn State.
- Pribula has 37 completions for 424 yards and nine touchdowns at Penn State, while adding 559 rushing yards and 10 scores.
- He ranks ninth all-time among Penn State quarterbacks with 559 rushing yards and seventh with 10 rushing touchdowns.
- He has five games with both a passing and rushing touchdown.
- At WVU, Pribula connected on a 19-yard touchdown pass with **Tyler Warren** in the fourth quarter.
- He added three rushes for 25 yards, including runs of 11 and 12 yards.
- Against Kent State, Pribula completed six-of-nine passes for 83 yards and a touchdown, while adding 45 yards and a 1-yard score on the ground.
- At Wisconsin, Pribula completed 11-of-13 passes for 98 yards, including a 1-yard touchdown pass to **Khalil Dinkins**. He added 28 yards on six carries.
- Pribula rushed for an 8-yard score against Washington.
- He completed 5-of-8 passes for 58 yards at Purdue, including a 24-yard touchdown toss to Luke Reynolds.
- Pribula scored on a 49-yard run, his longest career rush, and finished the game with 56 rushing yards.
- The PA native completed two passes against Maryland, including a 15-yard touchdown to Tyseer Denmark, and rushed for 29 yards on six carries, including a 1-yard score.

DREW ALLAR



ALLAR STATS

PASSING YARDS

2,668

Allar has thrown for 2,668 yards in 2024.

COMPLETION PERCENTAGE

71.6

Allar has a 71.6 completion percentage (204-of-285) this season, ranking fifth in the nation.

PASSING TOUCHDOWNS

18

Allar has thrown 18 passing touchdowns this season.

YARDS PER COMPLETION

13.08

Allar is averaging 13.08 yards per completion this season, ranking 29th in the nation.

QUARTERBACK RATING

81.6

Allar ranks 11th in the nation with a 81.6 QB rating this season.



Beau Pribula

NICHOLAS SINGLETON/KAYTRON ALLEN



SINGLETON'S PENN STATE RECORDS/STATS		ALLEN'S PENN STATE RECORDS/STATS	
CAREER RUSHING YARDS	CAREER RUSHING YARDS PER GAME	CAREER RUSHING YARDS	CAREER RUSHING YARDS PER GAME
2,546	68.8	2,467	64.9
Singleton has rushed for 2,546 career yards, ranking 13th in program history. He is 93 yards behind John Cappelletti (2,639; 1972-73) for 12th.		Allen has rushed for 2,467 career yards, ranking 15th in program history. He is 51 yards behind Eric McCoo (2,518; 1998-01) for 14th place.	
CAREER RUSHING TOUCHDOWNS	CAREER 100-YARD RUSHING GAMES	CAREER RUSHING TOUCHDOWNS	CAREER 100-YARD RUSHING GAMES
27	7	21	6
Singleton owns 27 career rushing touchdowns, ranking 10th all-time at Penn State. He is two behind John Cappelletti (29; 1972-73), Richie Anderson (29; 1989-92) and Evan Royster (29; 2007-10) for seventh.		Allen owns 21 career rushing touchdowns. He is tied with Blair Thomas (21; 1985-87, 89) and Zach Zwinak (21; 2011-14) for 19th all-time at PSU.	
CAREER ALL-PURPOSE YARDS	CAREER RECEIVING YARDS	CAREER ALL-PURPOSE YARDS	CAREER RECEIVING YARDS
4,178	685	2,877	373
Singleton has 4,178 career all-purpose yards, ranking seventh all-time at Penn State. He is 53 yards behind Tony Hunt (4,231; 2003-06) for sixth.		Allen has 2,877 career all-purpose yards, including 2,467 rushing yards, 373 receiving yards and 37 kick return yards.	
CAREER RECEIVING TOUCHDOWNS	CAREER TOTAL TOUCHDOWNS	CAREER RECEIVING TOUCHDOWNS	CAREER MULTI-TD GAMES
7	35	4	3
Singleton has seven career receiving touchdowns.		Allen has four career receiving touchdowns.	
Singleton has tallied 35 total touchdowns (27 rushing; 7 receiving; 1 kick return) in his PSU career. He is fifth at PSU and one touchdown behind Larry Johnson (36; 1999-02) for fourth.		In his time at Penn State, Allen has three career games with multiple touchdowns.	

RUNNING BACKS NOTES

- Co-offensive coordinator/running backs coach **Ja'Juan Seider** has 16 years of college coaching experience, including 13 at the Power Four level.
- As a player at Florida A&M, Seider won the Doug Williams Award for National Offensive Player of the Year, Jake Gaither Award (considered the Heisman Trophy of Historically Black Colleges) and earned All-America honors after throwing for 2,622 yards and 27 touchdowns and rushing for 740 yards and 14 touchdowns in 1999.
- A loaded running back room is led by dynamic juniors **Kaytron Allen** and **Nicholas Singleton**.
- Singleton started the year on watch lists for the Doak Walker Award, Maxwell Award, Paul Hornung Award and Walter Camp Player of the Year Award.
- Allen was tabbed to the Doak Walker Award watch list.
- In 2024, Allen and Singleton were both tabbed All-Big Ten honorable mention, while Singleton was also honorable mention as a return specialist.
- In 2024, Penn State is one of only five FBS teams, and two Power Four teams, with two 690+ yard running backs. Singleton has 733 rushing yards, while Allen has 698.
- Allen (2,467) and Singleton (2,546) are the second set of Penn State teammates to each have 2,000 career rushing yards, joining Lydell Mitchell (1969-71; 2,934 yds) and Franco Harris (1969-71; 2,002 yds).
- Penn State is one of three FBS teams with at least two career 2,460-yard rushers on its roster.
- Penn State is the only FBS team with two career 2,460-yard rushers who have played their whole career at one school.
- Allen and Singleton are two of 10 Big Ten players with at least 2,460 career rushing yards.
- Singleton is one of 20 FBS players with 2,540+ career rushing yards and 27+ career rushing touchdowns.
- Singleton's 5.7 career rushing average is ninth among active FBS players (2nd in Big Ten) with 440+ rushing attempts.
- Singleton's (5.7) and Allen's (5.0) career rushing averages are second and fifth, respectively, among Big Ten players with 440+ rushing attempts.
- With 4,178 career all-purpose yards, Singleton ranks 17th among active FBS players and fourth among Big Ten players.
- Against Bowling Green, Singleton (119) and Allen (101) each had over 100 rushing yards, marking the second time in their career that both have gone over 100 rushing yards in the same game.
- Singleton owns 2,546 career rushing yards, ranking 13th all-time at PSU, and 27 career rushing touchdowns, 10th at PSU.
- His 4,178 career all-purpose yards are good for seventh at Penn State and his 35 total touchdowns (27 rushing, 7 receiving, 1 kick return) are tied-fifth.
- Singleton owns 20 career runs of 20+ yards, including 12 runs of 30+ yards, 10 runs of 40+ yards, four runs of 50+ yards, two runs of 60+ yards, two runs of 70+ yards and one run of 80+ yards.
- He also has 70 career receptions for 685 yards and seven touchdowns.
- The PA native has seven career 100-yard rushing games and seven career games with multiple rushing touchdowns.
- Singleton began his 2024 campaign by rushing for 114 yards and a touchdown on 13 carries at West Virginia. He averaged 8.8 yards per carry. He scored on a 40-yard run in the third quarter and added another 40-yard run in the fourth quarter.
- Singleton added a 13-yard reception and 56 kick return yards to total 183 all-purpose yards.
- He surpassed the 3,000 career all-purpose yards mark, becoming the 21st Penn State player to reach that milestone.
- In the Bowling Green game, Singleton ran for 119 yards on 13 carries, averaging 9.2 yards per rush. He had two rushes of 20+ yards, including a 24-yard rush in the second quarter and a 41-yard touchdown run in the fourth quarter. Singleton added a 14-yard touchdown catch in the third quarter.
- Singleton had a 14-yard touchdown catch at USC.

- Singleton tallied 139 all-purpose yards against Illinois, including 94 on the ground. He scored on a 4-yard run.
- At Wisconsin, Singleton collected 119 all-purpose yards with 49 rushing, 37 receiving and 33 on kick returns. He had three catches, including a 6-yard touchdown reception in the second quarter and a 27-yard grab in the first quarter.
- He had 135 all-purpose yards against Ohio State and tied a career high with six receptions for a team-high 54 yards.
- Singleton had a 10-yard touchdown rush in the second quarter at Purdue.
- At Minnesota, he tallied 100 all-purpose yards with 63 rushing and 37 receiving, on six catches, while scoring on a 12-yard run. On the day, he went over 4,000 career all-purpose yards.
- He rushed for 87 yards, while averaging 6.7 yards per carry, and scored on runs of 2 and 18 yards against Maryland.
- Singleton ranks 20th in the nation in yards per carry (6.06; 2nd in B1G) and 22nd in all-purpose yards per game (119.1; 4th).
- Singleton is averaging 6.8 yards per carry on first down this season, good for sixth in the FBS (min. 75 first down carries).
- In his third season in Happy Valley, Allen has 2,467 career rushing yards, ranking 15th all-time at Penn State, 21 career rushing touchdowns, tied 19th, and 2,877 career all-purpose yards.
- He also owns 46 career receptions for 373 yards and four scores.
- He has three career games with multiple rushing touchdowns and six career 100-yard rushing games.
- Allen hauled in a 20-yard touchdown reception at WVU.
- He finished the Bowling Green game with 101 yards on 14 carries. He had a pair of 26-yard runs.
- Allen gained 102 yards on 18 carries against Illinois. He scored on a 5-yard run late in the fourth quarter to seal the victory.
- He scored on a 1-yard runs against UCLA and USC.
- Allen rushed for a team-best 86 yards, at Wisconsin. He scored on a 24-yard rush in the fourth quarter.
- Allen tallied his 20th career rushing touchdown, becoming the 23rd Nittany Lion to reach that mark.
- He gained 98 yards and scored on a 1-yard run against Washington.
- Allen had 44 receiving yards at Purdue, including a 2-yard touchdown reception and a 20-yard catch.
- Redshirt freshman **Cam Wallace** owns 63 yards and one touchdown on 18 carries.
- True freshman **Quinton Martin Jr.** has eight carries for 25 yards and three catches for 18 yards this season.
- Corey Smith**, a true freshman, made his collegiate debut against Washington. He rushed for 95 yards on five carries.
- Smith had a 78-yard rush in the fourth quarter. It is Penn State's longest offensive play this season.
- He had 37 yards on eight carries at Purdue.



Nicholas Singleton & Kaytron Allen

NICHOLAS SINGLETON



SINGLETON STATS

RUSHING YARDS

733

Singleton has rushed for 733 yards this season, ranking 12th in the Big Ten.

RUSHING YARDS PER GAME

66.6

Singleton is averaging 66.6 rushing yards per game this season, ranking 11th in the Big Ten.

RUSHING TOUCHDOWNS

7

Singleton has seven rushing touchdowns this season.

YARDS PER CARRY

6.06

Singleton is averaging 6.06 yards per carry this season, good for second in the Big Ten.

ALL-PURPOSE YARDS PER GAME

119.1

Singleton ranks 22nd in the country averaging 119.1 all-purpose yards per game this season.

KAYTRON ALLEN



ALLEN STATS

RUSHING YARDS

698

Allen has rushed for 698 yards this season, ranking 13th in the Big Ten.

RUSHING YARDS PER GAME

58.2

Allen is averaging 58.2 rushing yards per game this season, sitting 13th in the Big Ten.

RUSHING TOUCHDOWNS

5

Allen has five rushing touchdowns this season.

YARDS PER CARRY

4.4

Allen is averaging 4.4 yards per carry this year.

100-YARD RUSHING GAMES

2

Allen has two 100-yard rushing games this season, including 101 vs. Bowling Green and 102 vs. Illinois.

OFFENSIVE LINE NOTES

- Offensive line coach **Phil Trautwein** is in his fifth season at Penn State.
- He was named to the American Football Coaches Association (AFCA) Class of 2021 "35 Under 35" list, recognizing the top-35 football coaches under the age of 35. He was the only Big Ten coach and the only offensive line coach on the 2021 list.
- In his five seasons at Penn State, Trautwein has helped 23 offensive linemen earn All-Big Ten honors, including five in 2024.
- Last season, Olumuyiwa Fashanu was named a first-team All-American by the Associated Press, AFCA, Sporting News and the Walter Camp Football Foundation, becoming Penn State's first offensive lineman to be named a consensus All-American since Jeff Hartings in 1995.
- Fashanu (11th overall), Caedan Wallace (third round) and Hunter Nourzad (fifth round) each heard their name called in the 2024 NFL Draft, marking the first time since 1996 the Nittany Lions had three linemen drafted.
- Redshirt sophomore **Olaivavega Ioane** has made 17 career starts in 29 appearances and was a second-team All-Big Ten selection in 2024.
- Redshirt senior **Sal Wormley**, who has started 38 games in 42 appearances, was a third-team All-Big Ten selection by the media in 2024.
- Junior **Drew Shelton** has appeared in 32 games and made 18 starts. He was voted All-Big Ten honorable mention in 2024.
- Redshirt senior **Nick Dawkins** is on the Allstate AFCA Good Works Team and is a finalist for the Wuerffel Trophy. He has played in 38 career games, including 12 starts. Dawkins was an All-Big Ten honorable mention select by the media in 2024.
- Redshirt freshman **Anthony Donkoh** has made 10 starts and is a semifinalist for the Shaun Alexander Freshman of the Year award. He was voted All-Big Ten honorable mention in 2024.
- Redshirt senior **JB Nelson** has appeared in 26 games, making 11 starts.
- Redshirt junior **Nolan Rucci** made his first career start against Ohio State and has played in 18 collegiate games.
- Cooper Cousins** and **Eagan Boyer** are two of 15 true freshmen who have played this season.
- Penn State did not allow a sack against West Virginia, USC, Washington, Purdue or Maryland.
- The offensive line helped PSU to set school records with 718 total yards and 40 first downs against Kent State, including 409 passing yards and 309 rushing yards.
- Penn State had 239 rushing yards and averaged 5.4 yards per carry vs. Illinois, while scoring three rushing touchdowns.
- PSU tallied 518 total yards against USC, including 400 passing yards, and allowed just one tackle for loss.
- At Wisconsin, PSU collected 419 total yards and **Kaytron Allen** scored on a 24-yard run.
- The Nittany Lions tallied 486 yards against Washington, while rushing for 266 yards and four touchdowns.
- PSU gained 539 total yards and scored on three rushing touchdowns at Purdue.
- The Nittany Lions scored six touchdowns in the red zone against Maryland.



Sal Wormley

WINNINGEST PROGRAMS

In its 138th season of varsity football, Penn State has posted 941 victories to rank No. 7 in the nation. The Lions' success is not solely due to longevity though, as Penn State also ranks in the top 10 in all-time winning percentage.

As of December 1, 2024

TOTAL VICTORIES

1. Michigan (145)	Big Ten	1,011
2. Alabama (131)	SEC	974
3. Ohio State (135)	Big Ten	974
4. Notre Dame (136)	Independent	959
Texas (132)	SEC	959
6. Oklahoma (128)	SEC	950
7. PENN STATE (138)	Big Ten	941
8. Nebraska (135)	Big Ten	923
9. Georgia (129)	SEC	891
10. Tennessee (128)	SEC	886

WINNING PERCENTAGE (YEARS - MIN. 25 IN D1)

1. Ohio State (135)	Big Ten	.735
2. Alabama (131)	SEC	.734
3. Michigan (145)	Big Ten	.732
4. Notre Dame (136)	Independent	.731
5. Boise State (57)	Mountain West	.728
6. Oklahoma (128)	SEC	.723
7. Texas (132)	SEC	.704
8. USC (135)	Big Ten	.694
9. PENN STATE (138)	Big Ten	.691
10. Nebraska (135)	Big Ten	.677

ALL-TIME AP POLL RANKINGS (Weeks Ranked)

1. Ohio State	Big Ten	997
2. Michigan	Big Ten	927
3. Oklahoma	SEC	905
4. Alabama	SEC	888
Notre Dame	Independent	888
6. USC	Big Ten	819
7. Texas	SEC	788
8. Nebraska	Big Ten	732
9. PENN STATE	Big Ten	710
10. LSU	SEC	677

WINNING WAYS

- Penn State is 85-28 over the past nine seasons (2016-24), ranking eighth in FBS and third-best among Big Ten members (Ohio State, 99-15; Michigan, 86-27).
- Dating back to 2015, Penn State has won 57 of its last 68 home games.
- Penn State's 181-72 record over the last 20 seasons (2005-24) ranks ninth in FBS and third in the Big Ten (Ohio State, 221-37; Oregon, 195-62).
- Head coach **James Franklin** guided his teams to a winning record each of his first eight seasons (2 at Vanderbilt, 6 at Penn State).
- Since 2016, Franklin's 75.2 percent (85-28) winning percentage ranks third among current FBS coaches.



Vega Ioane

ACADEMIC SUCCESS

- The Nittany Lions had 32 players selected as Academic All-Big Ten in Fall 2023.
- Olumuyiwa Fashanu** was a finalist for the Campbell Trophy, known as the "Academic Heisman", and an National Football Foundation (NFF) Scholar-Athlete. He was the 20th Nittany Lion to be selected as an NFF Scholar-Athlete.
- In 2024, Penn State posted a program-record 93% graduation success rate. The 93% mark tops the previous high GSR of 91% set in 2005 and is just the second time in program history topping 90%. PSU's 89% in 2024 is the 15th consecutive year the football team has surpassed the national average GSR for its sport.
- In 2019, punter Blake Gillikin took home CoSIDA Academic All-America® first-team honors for the second-straight year to become the 12th two-time first-team selection in Penn State history. Gillikin's two first-team CoSIDA Academic All-America honors increased Penn State football's total to 67 honorees, which ranks second in Division I football history (FBS and FCS).

DEGREES ON THE WALL

- Entering the 2024 season, 10 Nittany Lions have earned a collegiate degree.
- Hakeem Beamon** graduated in August 2024 with his bachelor's degree in rehabilitation & human services.
- Tyler Elsdon** earned his bachelor's degree in biobehavioral health in August 2024.
- Mitchell Groh** graduated in August 2024 with his bachelor's degree in corporate innovation & entrepreneurship.
- Gabriel Nwosu** collected his bachelor's degree in supply chain & information systems in Summer 2024.
- Nick Dawkins** graduated with his bachelor's degree in recreation, parks and tourism management in December 2023.
- Tyler Warren** earned his bachelor's degree in advertising/public relations in December 2023.
- Sal Wormley** graduated in December 2023 with his bachelor's degree in journalism.
- Smith Vilbert** graduated in August 2023 with his bachelor's degree in telecommunications and media studies.
- Dvon J-Thomas** earned his bachelor's degree in telecommunications in Spring 2023. He is pursuing a second degree in journalism.
- Julian Fleming** earned his degree in human development and family studies from Ohio State in December 2023.

PRONUNCIATIONS

Drew Allar Drew AL-ler
Kaleb Artis Kaleb ar-TISS
Alex Birchmeier Alex BURTCH-myer
Henry Boehme Henry BAME
Audavion Collins ah-DAY-vee-on Collins
Amiel Davis ah-MEEL Davis
Tyseer Denmark Ty-SEAR Denmark
Dani Dennis-Sutton deh-NYE Dennis-Sutton
Matt Detisch Matt DETT-ish
Andrew Dufault Andrew Dew-fault
Khalil Dinkins kuh-LEEL Dinkins
Anthony Donkoh Anthony DON-coe
Jason Estrella Jason es-TRELL-uh
Mehki Flowers muh-KYE Flowers
Finn Furmanek Finn fir-muh-NECK
Jashaun Green ja-SEAN Green
Ethan Grunkemeyer Ethan Grunk-a-meyer
Olaivavega Ioane O-LIE-vuh-VEHG-uh Yo-wahn-ay
Coziah Izzard Co-ZIGH-uh IZZ-ard
Dvon J-Thomas duh-VON Jay-Thomas
Dejuan Lane Day-zhon Lane
Joseph Mupoyi Joseph moo-POY
DaKaari Nelson dah-KARR-ee Nelson
Gabriel Nwosu Gabriel WO-Sue
Chimdy Onoh CHIM-dee OH-no
Beau Pribula Beau prib-U-luh
Jackson Pryts Jackson PRITS
Andrew Rappleyea Andrew RAPPLE-yay
Ta'Mere Robinson TAY-meer Robinson
Nolan Rucci Nolan Roo-chi
Dominic Rulli Dominic RULE-ee
Sander Sahaydak Sander suh-HAY-dak
Joey Schlaffer Joey sh-LAHF-er
Sam Siafa Sam see-AH-fa
Jaxon Smolik Jackson SMOLE-ick
Blaise Sokach-Minnick Blaze SO-katch-min-ick
Vaboue Toure Va-Boo Tore-A
Amin Vanover ah-MEEN Vanover
Zakee Wheatley ZACK-key Wheatley
J'Ven Williams JAY-ven Williams
Mylachi Williams Malachi Williams
Keon Wylie Keon WHY-lee

WIDE RECEIVER NOTES

- Offensive recruiting coordinator/wide receivers coach **Marques Hagans** is in his second season on the Penn State staff.
- Hagans was a four-year letterman at Virginia from 2002-05 and currently sits No. 10 all-time in passing yards with 4,877. He also ranks seventh in total offense with 5,779 yards.
- He was selected, as a receiver, in the fifth round (144th overall) of the 2006 NFL Draft by the St. Louis Rams. He spent three seasons with the Rams before being picked up by the Kansas City Chiefs and Indianapolis Colts in 2008. Hagans spent the 2009 and 2010 campaigns with Washington.
- Redshirt junior **Harrison Wallace III** has appeared in 35 career games, making 17 starts, as a Nittany Lion, owning 73 catches for 1,080 yards (14.8 average) and five touchdowns with a long reception of 50 yards. He was voted All-Big Ten honorable mention by the media in 2024.
- Wallace registered his first career 100-yard receiving game in the win at West Virginia, hauling in five catches for 117 yards and a career-best two touchdown receptions.
- He had a 50-yard touchdown in the second quarter and added an 18-yard touchdown reception right before halftime.
- Wallace had a 20-yard reception vs. Illinois, and 25-yard grabs vs. UCLA and USC.
- He had a team-high 67 yards on five catches at Wisconsin.
- Wallace made catches of 21 and 24 yards vs. Ohio State.
- The Alabama native had five catches for 84 yards vs. Washington, including catches of 20 and 28 yards.
- At Purdue, Wallace made a 46-yard touchdown catch in the third quarter and became the 40th Nittany Lion to go over the 1,000 career receiving yards mark.
- Redshirt junior **Liam Clifford** has appeared in 37 career games, including nine starts, with 37 receptions for 493 yards, one touchdown and a long reception of 57 yards.
- He caught a 14-yard touchdown in the second quarter against Kent State and added a 38-yard reception in the second quarter.
- Clifford earned his first career 100-yard receiving game vs. UCLA, making catches of 26, 24 and 57 yards.
- Senior **Julian Fleming**, who transferred to Penn State from Ohio State, has appeared in 51 games, including 25 starts, in his college career. Fleming has collected 93 receptions for 1,139 yards (12.2 average) and eight touchdowns in his career.
- The Pennsylvania native had two key catches on fourth-down conversions (16 and 17 yards) late in the fourth quarter at USC.
- He caught an 8-yard touchdown against Washington, Fleming's first at Penn State.
- Junior **Omari Evans** has 27 receptions for 487 yards and five touchdowns in 36 career games.
- He had a 55-yard reception to setup a touchdown at WVU.
- Evans hauled in a 29-yard touchdown reception in the second quarter against Bowling Green.
- Evans earned his first career 100-yard receiving game with four catches for 116 yards and a 59-yard touchdown against Kent State. He had a 38-yard reception in the second quarter.
- He had two catches for 51 yards, including a 45-yard touchdown reception, at Minnesota.
- Freshman **Tyseer Denmark** made his first career touchdown reception, a 15-yard catch, against Maryland.



Harrison Wallace III

COACHING STAFF POTW

The Penn State coaching staff chooses players of the week in all three phases. Here are their selections:

AUG. 31 - WEST VIRGINIA

- Offensive: Drew Allar/Harrison Wallace III
- Defensive: Jaylen Reed
- Special Teams: Ta'Mere Robinson
- D-Squad Offensive: Will Patton/Donnie Harbour
- D-Squad Defensive: Bobby Mears/Jackson Pryts
- D-Squad Special Teams: Tyler Armstead

SEPT. 7 - BOWLING GREEN

- Offensive: Tyler Warren
- Defensive: Zane Durant
- Special Teams: Sander Sahaydak
- D-Squad Offensive: Garrett Sexton/Ethan Grunkemeyer
- D-Squad Defensive: Kaleb Artis/Xavier Gilliam
- D-Squad Special Teams: Tyler Armstead

SEPT. 21 - KENT STATE

- Offensive: Drew Allar/Omari Evans
- Defensive: Abdul Carter
- Special Teams: DaKaari Nelson
- D-Squad Offensive: Addison Penn/Aaron Enterline
- D-Squad Defensive: Bobby Mears/Jaylen Harvey/Tyler Armstead
- D-Squad Special Teams: Winston Yates

SEPT. 28 - ILLINOIS

- Offensive: Kaytron Allen/Nicholas Singleton
- Defensive: Abdul Carter/Zane Durant
- Special Teams: DaKaari Nelson
- D-Squad Offensive: Joey Schlaffer/Logan Bahn
- D-Squad Defensive: Kaleb Artis/Mylachi Williams
- D-Squad Special Teams: Amiel Davis

OCT. 5 - UCLA

- Offensive: Liam Clifford
- Defensive: Dani Dennis-Sutton/Zakee Wheatley
- Special Teams: Ryan Barker
- D-Squad Offensive: Garrett Sexton/Logan Cunningham
- D-Squad Defensive: Xavier Gilliam/Jackson Pryts
- D-Squad Special Teams: Karson Kiesewetter

OCT. 12 - USC

- Offensive: Drew Allar/Tyler Warren
- Defensive: Jaylen Reed
- Special Teams: Ryan Barker
- D-Squad Offensive: Donnie Harbour/Ethan Grunkemeyer
- D-Squad Defensive: Tyler Armstead/Beckham Dee
- D-Squad Special Teams: Beckham Dee

OCT. 26 - WISCONSIN

- Offensive: Beau Pribula
- Defensive: Jaylen Reed
- Special Teams: Cooper Cousins/Luke Reynolds/Dominic Rulli
- D-Squad Offensive: Garrett Sexton/Amiel Davis
- D-Squad Defensive: Aidan Probst/Jon Mitchell
- D-Squad Special Teams: Antoine Belgrave-Shorter

NOV. 2 - OHIO STATE

- D-Squad Offensive: Donnie Harbour/Aaron Enterline
- D-Squad Defensive: Joseph Mupoyi/Kolin Dinkins
- D-Squad Special Teams: Karson Kiesewetter

NOV. 9 - WASHINGTON

- Offensive: Kaytron Allen
- Defensive: Abdul Carter
- Special Teams: Zion Tracy
- D-Squad Offensive: Ethan Grunkemeyer/Addison Penn
- D-Squad Defensive: Kaleb Artis/Karson Kiesewetter
- D-Squad Special Teams: Tyler Armstead

NOV. 16 - PURDUE

- Offensive: Drew Allar/Tyler Warren
- Defensive: Abdul Carter
- Special Teams: Zion Tracy
- D-Squad Offensive: Ethan Grunkemeyer/Aaron Enterline
- D-Squad Defensive: De'Andre Cook
- D-Squad Special Teams: Amiel Davis

NOV. 23 - MINNESOTA

- Offensive: Tyler Warren
- Defensive: Kobe King/Zane Durant
- Special Teams: Dominic Rulli/Ryan Barker
- D-Squad Offensive: Ethan Grunkemeyer/Donnie Harbour
- D-Squad Defensive: Tyler Armstead/Mylachi Williams
- D-Squad Special Teams: Will Patton

NOV. 30 - MARYLAND

- Offensive: Tyler Warren/Nicholas Singleton
- Defensive: Abdul Carter
- Special Teams: Nicholas Singleton
- D-Squad Offensive: Ethan Grunkemeyer/Donnie Harbour
- D-Squad Defensive: Mylachi Williams/Karson Kiesewetter
- D-Squad Special Teams: Tyler Armstead

TIGHT ENDS NOTES

- Co-offensive coordinator and tight ends coach **Ty Howle** is in his fourth season coaching the Penn State tight ends and his fifth season overall on the staff.
- He was a four-year letterwinner on the Penn State offensive line from 2009-13. He started at center and left guard and was a four-time Academic All-Big Ten selection. He was a team captain in 2013.
- Theo Johnson, selected by the New York Giants in the fourth round of the 2024 NFL Draft, was Penn State's fifth tight end drafted since 2015, tied for the third-most in the FBS.
- Senior **Tyler Warren**, a Mackey Award and Paul Hornung Award finalist and Walter Camp Player of the Year Award semifinalist, owns 130 receptions for 1,584 yards and 17 touchdowns, while adding six rushing scores and a passing touchdown, in his career. Warren has 22 career receptions of 20+ yards and five career 100-yard games.
- Warren was named Kwalick-Clark Big Ten Tight End of the Year and was voted first-team All-Big Ten.
- Against UCLA, Warren tallied his 17th total touchdown to pass Freiermuth for the most total touchdowns (16) among Penn State tight ends. He has 23 career total touchdowns (17 receiving, 6 rushing).
- Against Washington, Warren set Penn State tight end season records for receptions and receiving yards, bettering Mike Gesicki's 57 receptions for 679 yards in 2017. Warren has 81 catches for 978 yards this season.
- Against Minnesota, Warren broke the PSU tight end career receiving yards record, bettering Gesicki's 1,414 yards. Warren has 1,584 career receiving yards.
- On a 20-yard catch in the first quarter against Maryland, Warren broke a tie with Wisconsin's Travis Beckum (75: 2007) for the Big Ten tight end season receptions record. Warren has 81 receptions this season.
- Against Maryland, on a 7-yard touchdown reception, Warren broke a tie with Pat Freiermuth (16; 2018-20) for the Penn State tight end career receiving touchdowns record. Warren has 17 career receiving touchdowns, good for eighth all-time at PSU.
- On a 9-yard catch in the third quarter against Maryland, Warren set the Penn State tight ends career receptions record, previously held by Mike Gesicki (129; 2014-17). Warren has 130 career receptions, sitting 11th all-time at PSU.
- Warren's 978 yards are four away from Beckum's receiving yards record (982; 2007).
- With five career 100-yard receiving games, Warren has the most by a Penn State tight end, breaking a tie with Ted Kwalick (4; 1966-68).
- Warren is one of four FBS tight ends (only Big Ten) with 130+ receptions, 1,500+ receiving yards and 17+ touchdown receptions in his career.
- Penn State is one of seven FBS schools with three tight ends (Freiermuth, Gesicki, Warren) notching 90+ receptions, 1,100+ receiving yards and 15+ receiving touchdowns in their career.
- Among active FBS tight ends, Warren is tied for fourth in career touchdown receptions (17; 1st B1G), while sitting fifth among FBS tight ends in career receptions (130; 1st) and fifth in career receiving yards (1,584; 1st). He's also fourth among active FBS tight ends, averaging 12.2 yards per reception (minimum 130 receptions) and tied for second in total touchdowns (23).
- Warren is one of three Big Ten players with 17+ receiving touchdowns and 6+ rushing touchdowns in their career.
- He currently has a 28-game reception streak and has at least one 14-yard catch in each of his last 18 games.
- He has 81 receptions for 978 yards and six touchdowns in 2024, while adding four rushing touchdowns and a passing touchdown. He has 15 catches of 20+ yards and three 20+ yard rushes.
- Warren has four 100-yard receiving games this season, most by a PSU tight end, and most by any PSU player since Jahan Dotson's five in 2021.
- His 81 receptions are fourth in a season at Penn State and his 978 receiving yards are eighth.
- Since 1956, Warren is one of seven FBS true tight ends (only Big Ten tight end) with four rushing touchdowns in a season,

- joining Jaylen Samuels (NC State; 2015, 2016, 2017), Jordan Myers (Rice; 2021), Jordan Reed (Florida; 2010), Gerald Everett (South Alabama; 2015), Harold Fannin Jr. (Bowling Green; 2022) and James Mitchell (Virginia Tech; 2019).
- Since 1956, Warren is one of four FBS tight ends with 6+ touchdown receptions and 4+ rushing touchdowns in a season, joining Rice's James Casey (2008), South Alabama's Gerald Everett (2015) and NC State's Jaylen Samuels (2015, 2016).
 - Since 1956, Warren is one of four Big Ten players with 6+ receiving touchdowns and 4+ rushing touchdowns in a season.
 - He's one of two FBS tight ends with a passing, rushing and receiving touchdown this season.
 - Among FBS tight ends in 2024, Warren is tied for first in total touchdowns (10; 1st in Power Four) and ranks second in receiving yards (978; 1st), receiving yards per game (81.5; 1st) and yards per reception (12.1; 1st, min. 70 catches), third in receptions (81; 1st) and 100-yard receiving games (4; 2nd) and tied for fourth in receiving touchdowns (6; T-1st).
 - He's also second among FBS TE with 28 receptions of 15+ yards this season and ranks first in percentage of catches for first downs (65%) among FBS TE with 55+ catches.
 - He's first among FBS tight ends with 14 red zone receptions, while ranking second in 10+ yard receptions (43; 1st in P4) and third in 25+ yard receptions (8; t-1st).
 - Warren's 65 receptions in Big Ten play are most by an FBS tight end in conference games and tied-fifth among all FBS players.
 - Against Bowling Green, Warren posted eight receptions for 146 yards, setting a then-Penn State tight end record in a game, topping Matt Kranchick's 136 yards against Wisconsin in 2003.
 - Warren was named Big Ten Co-Offensive Player of the Week on Oct. 14 after setting career highs with 17 receptions for 224 yards at USC. He also earned National Player of the Week honors from the Associated Press, Mackey Award, Maxwell Award and Paul Hornung Award.
 - Warren set a Penn State and Big Ten tight end record with 224 receiving yards, while joining Northwestern's Jon Harvey (208 vs. Michigan, 1982) as the only Big Ten tight ends to go over 200 receiving yards in a game.
 - His 17 receptions are a Penn State record, bettering DaeSean Hamilton's 14 against Ohio State in 2014, and tied New Mexico's Emilio Valley (1967) and Northwestern's Harvey for the FBS tight end record.
 - Warren's 17 receptions are tied with Harvey for fourth-most in a game by a Big Ten player, while he's also the first FBS tight end to go over 200 receiving yards in a game since Utah's Dalton Kincaid (234 vs. USC, 2022).
 - Warren's 224 yards are the second-most by a Penn State player, trailing only Jahan Dotson's 242 yards at Maryland in 2021.
 - He had 136 yards after the catch against USC, while making five grabs of 20+ yards including a 32-yard touchdown reception in the third quarter.
 - Against Ohio State, Warren had including a 31-yard grab and a 33-yard rush in the fourth quarter.
 - Warren caught eight passes for 75 yards against Washington. He added a pair of 2-yard rushing touchdowns.
 - He tallied eight receptions for 127 yards and a 15-yard touchdown, while adding three rushes for 63 yards and a 48-yard score at Purdue, to earn B1G Offensive Player of the Week.
 - His catches included 27 and 38-yard grabs, while all three of his rushes gained first downs.
 - Warren had eight receptions for 102 yards, including a 28-yard catch, at Minnesota.
 - Against Maryland, Warren caught six passes for 68 yards, including a 7-yard touchdown, while adding a 29-yard rush and a 9-yard completion to **Nicholas Singleton**.
 - Redshirt junior **Khalil Dinkins** has played in 31 career games, making 19 catches for 195 yards and five touchdowns.
 - Dinkins caught a 13-yard touchdown pass against Kent State and a 1-yard touchdown at Wisconsin.
 - True freshman **Luke Reynolds** had three receptions for 53 yards and a 24-yard touchdown catch at Purdue and had a 32-yard run on a fake punt at Minnesota.

NITTANY LIONS IN THE NFL

- A total of 46 Penn State football alumni are populating the rosters of 24 National Football League teams.
- The Nittany Lions annually are among the top 20 programs nationally in producing players in the NFL. In addition, four former Nittany Lions are members of NFL coaching staffs.
- Nine players from PSU's 2023 squad are on NFL teams.

NITTANY LIONS ON NFL ROSTERS

(Pro Experience in Parentheses)

- Atlanta Falcons (1):** Arnold Ebiketie (3)
Arizona Cardinals (3): Blake Gillikin (5), Jesse Luketa (3), *PJ Mustipher (1)*
Baltimore Ravens (3): Adisa Isaac (R), Odafé Oweh (4), Jordan Stout (3)
Buffalo Bills (5): *KJ Hamler (4)*, *Daequan Hardy (R)*, Austin Johnson (8), DaQuan Jones (11), Connor McGovern (6)
Carolina Panthers (3): *Dan Chisena (4)*, Miles Sanders [®] (6), Nick Scott [®] (6)
Chicago Bears (2): Ryan Bates (6), Jaquan Brisker [®] (3)
Cincinnati Bengals (1): Mike Gesicki (7)
Dallas Cowboys (2): Amani Oluwariye [®] (5), Micah Parsons (4)
Detroit Lions (1): *Allen Robinson II (11)*
Green Bay Packers (3): *Sean Clifford (2)*, *Kalen King (R)*, Rasheed Walker (3)
Houston Texans (1): Juice Scruggs (2)
Indianapolis Colts (1): Will Fries [®] (4)
Jacksonville Jaguars (2): Brenton Strange (2), Parker Washington (2)
Kansas City Chiefs (1): Hunter Nourzad (R)
Miami Dolphins (2): Cam Brown [®] (5), Chop Robinson (R)
New England Patriots (2): Curtis Jacobs [®] (R), Caedan Wallace [®] (R)
New York Giants (1): Theo Johnson [®] (R)
New York Jets (1): Olumuyiwa Fashanu (R)
Philadelphia Eagles (3): Saquon Barkley (7), *Tariq Castro-Fields (3)*, Jahan Dotson (3)
Pittsburgh Steelers (2): Pat Freiermuth (4), Joey Porter Jr. (2)
San Francisco 49ers (3): Ji'Ayir Brown (2), Kevin Givens (5), Yetur Gross-Matos (5)
Seattle Seahawks (1): Chris Stoll (2)
Tampa Bay Buccaneers (1): Chris Godwin [®] (8)
Washington Commanders (1): *Mitchell Tinsley (2)*
Italics indicates practice squad | [®] Team Captain | [®] Injured Reserve

**As of December 2, 2024*

FOUR FORMER LIONS ON NFL COACHING STAFFS

Four former Nittany Lions are patrolling the sidelines as part of NFL coaching staffs in 2024.

- NaVorro Bowman (Los Angeles Chargers, Linebackers)
Jeff Carpenter (Los Angeles Chargers, Offensive Quality Control/WRs)
Bobby Engram (Washington, wide receivers)
Christian Daboll (New York Giants, offensive assistant)

DEFENSIVE NOTES

- **Tom Allen**, a Broyles Award semifinalist, is in first season as defensive coordinator and linebackers coach at Penn State.
- Allen, the 2020 AFCA National Coach of the Year and Big Ten Coach of the Year, brings 32 years of coaching experience to Happy Valley after spending the last eight years at Indiana, including seven as head coach.
- Allen has coached four defensive All-Americans and 45 All-Big Ten honorees in his time in the Big Ten.
- DE **Abdul Carter** was voted Nagurski-Woodson Big Ten Defensive Player of the Year and Smith-Brown Big Ten Defensive Lineman of the Year in 2024. He was selected first-team All-Big Ten.
- LB **Kobe King** and S **Jaylen Reed** were tabbed second-team All-Big Ten, while CB **A.J. Harris** was selected third team.
- DE **Dani Dennis-Sutton**, DT **Zane Durant**, DT **Dvon J-Thomas**, CB **Jalen Kimber**, LB **Tony Rojas** and S **Zakee Wheatley** were voted honorable-mention All-Big Ten.
- Carter is a finalist for the Bednarik Award, Bronko Nagurski Trophy and Lombardi Award.
- Since the start of the 2022 season, Penn State has held 27 opponents under 100 rushing yards, most in the FBS.
- Over the last three seasons, Penn State has held opponents to under a 50 completion percentage in 11 games, tied for the nation's 16th-most in that span.
- Over the last three seasons, the Nittany Lions have allowed under 10 completions in seven games, tied 10th-most in the nation.
- Since the start of the 2022 season, Penn State has forced 67 turnovers (38 interceptions, 29 fumbles), eighth in the nation and fourth among Power Four teams.
- Penn State's 29 fumbles recovered over the last three seasons are tied 14th-most in the nation and are most in the Big Ten.
- Penn State has recorded three or more takeaways in 12 games over the last three seasons, fifth-most among FBS teams.
- Over the last three seasons, Penn State is 18-1 when forcing multiple takeaways in a game.
- Since the start of the 2022 season, Penn State is first in the nation in turnover margin, averaging a +0.92 margin (1.76 gained per game; 0.84 lost per game).
- Against West Virginia, the Nittany Lions forced three takeaways, including two fumbles and an interception.
- Reed recovered a fumble in the first quarter.
- In the fourth-quarter, Dennis-Sutton recovered a fumble and CB **Elliot Washington II** recorded his first career interception.
- Penn State limited West Virginia to 246 yards on 66 plays (3.7 yards per play).
- The Nittany Lions held the Mountaineers to 85 rushing yards.
- The Nittany Lions held Bowling Green to six total yards in the third quarter (1 rushing, 5 passing).
- PSU grabbed two interceptions in the fourth quarter vs. BGSU on picks by Rojas and Wheatley
- Penn State held Kent State to 66 yards of offense (48 rushing, 18 passing), tied for the seventh-fewest since 1947.
- Penn State's +652 yard differential in the Kent State game (718 gained, 66 allowed) is a school record and, according to ESPN Stats & Info, is the highest in any game in the last decade and the highest against an FBS opponent in the last 20 seasons.
- The Nittany Lions held Kent State to 20 total yards in the first quarter (0 pass, 20 rush) and 40 total yards in the first half (18 pass, 22 rush). PSU held the Golden Flashes to 26 yards in the second half (0 pass, 26 rush).
- The 18 passing yards allowed are the fewest allowed by Penn State under **James Franklin**.
- The two passing completions allowed against Kent State are the second-fewest allowed under Franklin and the lowest number of completions allowed since Army had one in 2015.
- Twenty-two of Kent State's 43 plays went for no gain or negative yards.
- In the Illinois game, from the 1:41 mark of the second quarter (when Illinois had the ball at the Penn State 2 yard-line) until the end of the game, the Nittany Lions held Illinois to 39 total yards.
- A missed field goal in the red zone by the Illini in the second quarter snapped a streak of 36-straight red zone scores, which was the longest in the country.
- PSU had a season-high 13 tackles for loss against Illinois, most in a Big Ten game since 2022 at Rutgers (15).
- The Nittany Lions recorded a season-high seven sacks, which are the most since notching seven in 2023 at Michigan State.
- Harris intercepted a pass and a strip-sack by Carter was recovered by Vilbert. Both takeaways came in the fourth quarter.
- The Nittany Lions limited UCLA to -9 total yards (5 passing, -14 rushing) on 11 plays in the third quarter.
- At USC, Reed intercepted a pass to stop a potential game-winning drive in the fourth quarter.
- Reed recorded an interception and returned it 19 yards for a touchdown in the third quarter at Wisconsin.
- It was Penn State's first interception return for a touchdown since **Dominic DeLuca's** 26-yard return against Delaware in 2023 and PSU's first interception return for a touchdown against a Big Ten opponent since Curtis Jacobs' 47-yard return at Michigan in 2022.
- The Nittany Lions limited Wisconsin to 81 rushing yards, including 10 in the second half.
- CB **Zion Tracy** intercepted a pass on Ohio State's opening drive and returned it 31 yards for a touchdown. It was his first career interception.
- Penn State had interception returns for touchdowns in back-to-back games (Tracy; Reed, 19 yards at Wisconsin) for the first time since 2003 (Yaacov Yisrael, 83 yards at Iowa; Alan Zemaits, 78 yards vs. Ohio State).
- PSU stopped Ohio State's only red-zone trip on a forced fumble by Wheatley at the 2 yard-line.
- The Nittany Lions limited Washington to six points and held the Huskies without a touchdown.
- PSU limited UW to a loss or no gain on 12 of 33 carries, while notching nine tackles for loss and five sacks.
- The Nittany Lions held Purdue without a point in the third quarter and allowed just seven second-half points.
- PSU gave up 35 yards on 10 plays in the third quarter, including three yards on five rushes.
- Penn State limited Purdue to 85 rushing yards.
- The Nittany Lions recorded two takeaways at Minnesota and held the Gophers to 22 rushing yards on 15 attempts in the second half.
- Penn State tallied three interceptions against Maryland with picks by CB **Audavion Collins**, S **Dejuan Lane** and Rojas.
- PSU limited Maryland to 10 rushing yards in the first half and 35 passing yards in the second half.
- Penn State has allowed just 15 points in the third quarter this season and only 55 points in the second half, ranking second in the nation in second half scoring defense (4.58).
- The Nittany Lions have allowed just 472 yards on 137 plays (3.44 yards per play) in the third quarter this season, including 125 rushing yards on 75 attempts (1.67 per rush).
- Penn State has allowed 1,295 total yards on 334 plays (3.88 yards per play) in the second half and overtime this season, including 439 rushing yards on 173 attempts (2.53 yards per rush).
- Penn State has held Big Ten opponents to less than 100 rushing yards in 19 of the last 22 contests.
- Penn State has six red-zone stops and nine fourth-down stops this season and has forced 17 takeaways (five fumbles, 12 interceptions).
- Through 12 games, Penn State ranks fourth in the nation in total defense (266.8; 3rd in B1G), fifth in first downs allowed (190; 3rd), sixth in scoring defense (14.0; 2nd) and seventh in pass defense (169.8; 3rd) and rushing defense (97.0; 5th).
- The Nittany Lions are also 19th in the country in tackles for loss per game (7.1; 2nd) and 20th in red zone defense (76.0; 2nd) and pass efficiency defense (112.47; 6th).
- Carter sits third in the FBS (1st in Power Four) with 19.5 tackles for loss this season, and is 11th nationally (2nd in B1G) with 10 sacks.
- In 2024, Durant is fifth among Power Four defensive tackles (1st in B1G) with nine tackles for loss and is tied for 10th among Power Four defensive tackles with three sacks (1st).
- Over the last 10 seasons, PSU is first nationally in fewest passing TDs allowed per game (1.03) and sits third in sacks per game (3.07) and tackles for loss percentage (11.14), sixth in fewest passing yards per attempt (6.24) and fourth in fewest rushing yards per attempt (3.41).
- Penn State's 387 sacks over the last 10 seasons (2015-24) are fourth behind Clemson (438), Alabama (412) and Pitt (403).
- Over the last 10 years, Penn State has accumulated a 8.86 percent sack percentage (387 sacks on 4,343 pass plays), which ranks third in the FBS.
- Since 2014, Penn State has held opponents to seven or less points 34 times, fourth-most among FBS teams. Twenty-five of those 34 games have been against Big Ten opponents, most among FBS teams against conference foes.
- Since 2015, Penn State has recorded 12 shutouts, second-most among FBS teams behind Alabama. PSU also has the second-most shutouts (17) in the FBS since 2007.
- The Nittany Lions lead the FBS with eight shutouts against conference opponents since 2015.
- Penn State joins Tennessee and Fresno State as the only FBS teams with shutouts in each of the last four seasons.
- Since 2014, Penn State has held opponents without a touchdown in 21 games, sixth-most among FBS teams.
- Since 2014, PSU has held an opponent under 300 total yards 67 times, seventh-most among FBS teams.
- Since 2014, the Nittany Lions have allowed less than 200 passing yards in 80 games, tied sixth-most among FBS teams, and have held opponents under 100 passing yards in 23 games in that span, seventh-most among FBS teams.
- Since 2014, Penn State has held opponents under 100 rushing yards on 66 occasions, sixth-most among FBS teams, and have held opponents under 50 rushing yards in 24 games, seventh-most among FBS teams.
- Penn State has registered 10 or more tackles for loss 34 times since 2014, second-most among FBS teams.
- Since 2014, Penn State has collected six or more sacks in a game 20 times, most among FBS teams.
- The Nittany Lions have forced multiple takeaways in a game on 61 occasions since 2014, including six in 2024.



Dvon J-Thomas



Zane Durant

DEFENSIVE LINE NOTES

- **Deion Barnes** is in his second season heading the Nittany Lion defensive line corps. Barnes spent the previous three years on the Penn State staff as a graduate assistant working with the defensive line.
- Barnes was a three-year letterwinner at defensive end for Penn State from 2012-14 and was named Big Ten Freshman of the Year in 2012.
- He has helped coach 20 All-Big Ten defensive linemen, including six first-team selections, and a second-team All-American in his first six seasons working with the Penn State defensive line.
- Junior DE **Abdul Carter** earned Nagurski-Woodson Big Ten Defensive Player of the Year and Smith-Brown Big Ten Defensive Lineman of the Year honors, while earning an All-Big Ten first team selection for the second-straight year.
- Carter is a finalist for the Bednarik Award, Bronko Nagurski Trophy and Lombardi Award and a semifinalist for the Lott IMPACT Trophy and Walter Camp Player of the Year Award.
- Carter owns 158 tackles (94 solo), 35.5 tackles for loss, 21 sacks, five forced fumbles, an interception and 12 pass breakups in his third season in Happy Valley.
- His 35.5 tackles for loss are 13th all-time at PSU, while his 21.0 sacks are tied seventh all-time at Penn State.
- He has eight career games with 2+ tackles for loss, five this season, and six games with 2+ sacks.
- Carter's 19.5 tackles for loss and 10 sacks both rank 13th in a season at PSU.
- He is the first Nittany Lion with 10+ sacks in a season since Carl Nassib's 15.5 in 2015.
- Carter sits third in the FBS (1st in Power Four) with 19.5 tackles for loss this season, and is 11th nationally (2nd in B1G) with 10 sacks.
- He was named Big Ten Defensive Player of the Week after a career-high four tackles for loss and two sacks, including a strip-sack, against Illinois.
- Carter was also tabbed Senior Bowl Co-Defensive Player of the Week, Bednarik Award Player of the Week and Bronko Nagurski Trophy Player of the Week.
- He became the first Nittany Lion with four tackles for loss in a game since Yetur Gross-Matos against Iowa in 2018.
- Carter had two tackles for loss in the first half against Illinois to go over the 20 career tackles for loss mark.
- He tallied three tackles, including 1.5 for loss, vs. UCLA.
- At USC, Carter recorded a solo sack among 1.5 tackles for loss.
- He collected two sacks and four tackles vs. Ohio State.
- The junior notched six tackles (5 solo), four tackles for loss, two sacks and a forced fumble against Washington.
- He earned Bednarik Award Player of the Week and Walter Camp Defensive Player of the Week honors.
- Carter collected two tackles for loss at Purdue.
- He had a team-high six tackles and recorded two sacks against Maryland.
- Junior DE **Dani Dennis-Sutton**, an All-Big Ten honorable mention honoree in 2024, has tallied 67 tackles (44 solo), 16.5 tackles for loss, 9.5 sacks, three forced fumbles, two fumble recoveries, an interception and five pass breakups as a Nittany Lion.

- He owns four career games with multiple tackles for loss and one game with multiple sacks.
- Dennis-Sutton recovered a fumble in the fourth quarter at West Virginia, while adding a solo tackle and a pass breakup.
- He notched a strip-sack in the first quarter against Kent State.
- Dennis-Sutton registered a solo sack and a QB hurry against Illinois.
- He collected two tackles for loss and matched a career high with six tackles (4 solo) at USC.
- He tallied two tackles for loss and a solo sack at Purdue.
- Dennis-Sutton registered a solo sack and three QB hurries against Maryland.
- Junior DT **Zane Durant**, voted All-Big Ten honorable mention in 2023 and 2024, has recorded 57 tackles (30 solo), 15.5 tackles for loss, six sacks and one fumble recovery in his career.
- The Florida native has three career games with multiple tackles for loss.
- In 2024, Durant is fifth among Power Four defensive tackles (1st in B1G) with nine tackles for loss and is tied for 10th among Power Four defensive tackles with three sacks (1st).
- He collected two tackles for loss and a solo sack against Illinois for his second career game with multiple TFLs.
- He had a half-sack vs. UCLA and a half-tackle for loss at USC.
- The junior had a career-high five tackles vs. Ohio State.
- Durant matched a career high with five tackles and tallied 2.5 tackles for loss at Minnesota.
- He tallied four tackles and a half-sack against Maryland.
- Redshirt senior+ DT **Dvon J-Thomas**, selected All-Big Ten honorable mention by the media in 2023 and 2024, has made 25 career starts in 57 appearances, with 81 tackles (48 solo), 12.0 tackles for loss, two sacks, one forced fumble, one fumble recovery and one pass breakup in his career.
- He owns one career game with multiple tackles for loss with a career-high 2.5 vs. UMass in 2023.
- J-Thomas recorded four tackles (2 solo) and one tackle for loss against Bowling Green and made four stops vs. Maryland.
- Redshirt senior DT **Alonzo Ford Jr.** has played in 34 collegiate games, registering 86 tackles, 11.0 tackles for loss, four sacks, one forced fumble and one fumble recovery.
- He has three games with multiple tackles for loss (one at PSU) and one game with multiple sacks.
- Ford tied a career high with seven tackles against UCLA.
- He had two tackles for loss on the same drive in the third quarter at Wisconsin.
- Ford tallied two tackles and one tackle for loss vs. Washington.
- Redshirt senior+ **Smith Vilbert** has played in 31 games at Penn State, notching 6.5 tackles for loss, 4.5 sacks, one forced fumble, one fumble recovery and one pass breakup.
- Senior DE **Amin Vanover** has made 41 appearances as a Nittany Lion, tallying 40 tackles, nine tackles for loss and 4.5 sacks. He owns one game with 2+ tackles for loss.
- Senior DT **Coziah Izzard** has made 46 appearances at PSU, including seven starts. He has recorded 61 tackles, 13.5 tackles for loss, eight sacks and two forced fumbles in his career.
- He owns two career games with multiple tackles for loss and one game with multiple sacks.

DANI DENNIS-SUTTON



DENNIS-SUTTON STATS

CAREER TACKLES

67

Dennis-Sutton owns 67 career tackles.

CAREER SOLO TACKLES

44

Forty-four of Dennis-Sutton's 67 career tackles are solo stops.

CAREER TFL

16.5

Dennis-Sutton has recorded 16.5 career tackles for loss, including seven tackles for loss this season.

CAREER SACKS

10.5

Dennis-Sutton has notched 10.5 career sacks, including four sacks this season.

FORCED FUMBLES

3

Dennis-Sutton has three forced fumbles as a Nittany Lion.

ASSISTANT COACHES

									
Tom Allen Defensive Coord./ Linebackers	Andy Kotelnicki Offensive Coordinator	Justin Lustig Special Teams Coord./Outside LB/ Nickels	Deion Barnes Defensive Line	Marques Hagans Wide Receivers	Ty Howle Co-Offensive Coord./ Tight Ends	Anthony Poindexter Co-Defensive Coordinator/Safeties	Ja'Juan Seider Co-Offensive Coord./ Running Backs	Terry M. Smith Assoc. Head Coach/ Cornerbacks	Phil Trautwein Offensive Line
Booth	Booth	Field	Field	Field	Field	Booth	Field	Field	Field
	Andy Co-TILL-nicki			Marcus HAY-ginns	Ty Howl		JAY-juan cider		Phil trout-wine

ABDUL CARTER



CARTER STATS

CAREER TACKLES

158

Carter has 158 tackles in his Penn State career, including 54 this season.

CAREER SOLO TACKLES

94

Ninety-four of Carter's 158 career tackles are solo stops, including 33 this season, good for third among Power Four defensive linemen (2nd B1G).

CAREER TFL

35.5

Carter owns 35.5 career tackles for loss. He has 19.5 tackles for loss this season, ranking third in the FBS and second in the Power Four.

CAREER SACKS

21.0

Carter has 21.0 career sacks. He has 10 sacks this season, sitting tied for 11th in the FBS and tied for second in the Big Ten.

CAREER FORCED FUMBLES

5

Carter has five forced fumbles in his career, including two this season.

MULTI-TFL GAMES

8

Carter has eight career games with 2+ tackles for loss, including five this season.

CORNERBACKS NOTES

- **Terry M. Smith** is in his 11th season as Penn State's cornerbacks coach. He is also the program's associate head coach and defensive recruiting coordinator.
- Smith has tutored a secondary which has seen 14 defensive backs taken in the NFL Draft since 2015, tied with LSU for the second-most in the nation, behind only Alabama (18).
- Daequan Hardy (sixth round, Buffalo Bills) and Kalen King (seventh round, Green Bay Packers) were selected in the 2024 NFL Draft, marking the third-straight year PSU had multiple defensive backs drafted.
- Smith was a four-year letterwinner (1988-91) and three-year starter at wide receiver at Penn State. He ranks among PSU's Top 18 all-time in career receiving touchdowns (15; 12th), career receiving yardage (1,825; 15th) and career receptions (108; 18th).
- Sophomore **AJ Harris**, voted All-Big Ten third team in 2024, transferred to Penn State from Georgia. He has 40 tackles, including 22 solo, three tackles for loss, one interception and four pass breakups in his career.
- Harris recorded his first career interception in the fourth quarter against Illinois, while adding four tackles and a pass breakup.
- Harris notched his first career tackle for loss at USC among three stops.
- Against Washington, he had a tackle for loss and a pass breakup.
- The Alabama native recorded a solo tackle for loss and tied a career high with five tackles at Minnesota.
- Redshirt senior **Jalen Kimber**, an All-Big Ten honorable mention honoree by the media, transferred to Penn State from Florida. He has appeared in 37 career games, making 22 starts, owning 57 tackles (40 solo), one fumble recovery, one interception and nine pass breakups in his career.
- Kimber notched three tackles and a pass breakup at WVU.
- He made two tackles against Kent State and three stops at USC.
- According to PFF, Kimber is allowing a 45.7 completion percentage when targeted this season (35 targets).
- Junior **Cam Miller** has totaled 48 tackles, six tackles for loss, four sacks, an interception and six pass breakups in 36 games at PSU.
- He recorded three tackles at West Virginia and five stops against Bowling Green. He also had a sack against Illinois and a PBU at USC.
- Miller notched a solo tackle for loss on Minnesota's opening drive.
- Redshirt sophomore **Audavion Collins** has played in 17 games at Penn State and recorded five tackles and a solo sack vs. Washington.
- Collins made his first career interception against Maryland.
- Sophomore **Zion Tracy** has played in 25 games, making 35 tackles, including 27 solo, one sack, one interception and one pass breakup.
- Against Ohio State, Tracy intercepted a pass on the opening drive and returned it 31 yards for a touchdown. It was his first career pick.
- He had a solo sack in the first quarter against Maryland.
- Sophomore **Elliot Washington II** has appeared in 20 games, registering 28 tackles (19 solo), 1.5 tackle for loss, one interception and five pass breakups.
- Washington recorded his first career interception in the fourth quarter against West Virginia.
- The Florida native recorded pass breakups vs. Bowling Green and USC.
- He had a career-best five tackles and a pass breakup at Wisconsin.
- According to PFF, Washington is allowing a 48.0 completion percentage when targeted this season (25 targets).



A.J. Harris

KOBE KING



KING STATS

CAREER TACKLES

165

King owns 165 career tackles.

CAREER SOLO TACKLES

93

Ninety-three of King's 165 career tackles are solo stops.

CAREER TFL

17.5

King has notched 17.5 career tackles for loss.

CAREER SACKS

4.5

King has tallied 4.5 career sacks.

FORCED RECOVERIES

2

King has two fumble recoveries as a Nittany Lion.

PASS BREAKUPS

4

King has four pass breakups as a Nittany Lion.

LINEBACKERS NOTES

- Redshirt junior **Kobe King**, voted All-Big Ten second team by the coaches and media in 2024, leads the linebacker unit. He has played in 40 games and started 21 at Penn State. He was voted a captain for the 2024 season.
- King was named to the Butkus Award watch list in the preseason.
- He owns 165 tackles (93 solo), 17.5 tackles for loss, 4.5 sacks, two fumble recoveries and four pass breakups as a Nittany Lion.
- He has one career game with 10+ tackles, registering 10 against Rutgers in 2023, and two games with 2+ tackles for loss.
- The Detroit native notched seven tackles (4 solo) against Illinois. He tallied 1.5 tackles for loss and a solo sack.
- King had five tackles and a half-tackle for loss vs. UCLA.
- He collected a team-high seven tackles (5 solo) and one tackle for loss at USC.
- King notched seven tackles and a solo sack vs. Ohio State and matched that performance against Washington.
- He tallied nine tackles, including 1.5 for loss, at Minnesota. He had a solo tackle for loss in the second quarter.
- Redshirt junior **Dominic DeLuca** has appeared in 40 career games. He joined the team as a run-on in Spring 2021 and earned a scholarship at the conclusion of the 2022 season.
- DeLuca has tallied 82 tackles (48 solo), nine tackles for loss, two sacks, two forced fumbles, three interceptions, four pass breakups and two blocked punts in his career.
- He tallied 1.5 tackles for loss against Ohio State.
- DeLuca picked off a pass in the second quarter and returned it 32 yards at Minnesota.
- Sophomore **Tony Rojas**, voted All-Big Ten honorable mention by the coaches, has made 12 career starts and has appeared in all 25 games in his first two years in Happy Valley.
- As a Nittany Lion, he has tallied 65 tackles (34 solo), 8.5 tackles for loss, a sack, a forced fumble, three interceptions and two pass breakups.
- Rojas notched 1.5 tackles for loss at WVU, tying his career high. He finished the game with five tackles (2 solo) in his first career start.
- The sophomore made his second career interception in the fourth quarter against Bowling Green, while notching five tackles and a pass breakup.
- Against Illinois, he collected four tackles, including a career high-tying 1.5 tackles for loss, and a half-sack.
- Rojas tallied a career-best eight tackles (5 solo), including six stops in the first half, and a solo tackle for loss vs. UCLA.
- He collected his first career sack at Minnesota among six tackles.
- Rojas intercepted a pass in the second quarter vs. Maryland.
- Senior **Tyler Elsdon** has played in 52 career games, owning 95 tackles (58 solo), four tackles for loss, one sack, two fumble recoveries and five pass breakups.
- Elsdon made four stops against the Mountaineers and recorded five tackles against UCLA.
- Redshirt freshman **Ta'Mere Robinson** contributed a solo tackle for loss against Kent State and assisted on a tackle for loss vs. Washington.
- True freshman **Anthony Specia** made his debut against Kent State and led the team with five tackles (2 solo).



Tony Rojas

SAFETIES NOTES

- Co-Defensive coordinator/safeties coach **Anthony PoinDEXter** is in his fourth season on the Nittany Lion coaching staff.
- PoinDEXter has 20 years of collegiate coaching experience, including seven as a defensive or co-defensive coordinator.
- As a player, PoinDEXter, a two-time consensus All-American at Virginia and was chosen as the 1998 ACC Defensive Player of the Year.
- PoinDEXter was inducted into the College Football Hall of Fame in 2020.
- Senior **Jaylen Reed**, an All-Big Ten second team selection in 2024, has played in 46 contests and started 25 games. He has tallied 158 tackles (102 solo), 10.5 tackles for loss, 2.5 sacks, one forced fumble, one fumble recovery, five interceptions (one touchdown) and six pass breakups at PSU.
- Reed was a Midseason All-American selection by the Associated Press (2nd team) and the Reese's Senior Bowl.
- At WVU, Reed collected nine tackles (3 solo), a solo tackle for loss, his first career fumble recovery and two pass breakups.
- He made a career-high 10 tackles (4 solo) against BGSU.
- He recorded a strip-sack in the third quarter against UCLA, notching his first career forced fumble.
- Reed picked off a pass in the fourth quarter on a potential game-winning drive by USC.
- At Wisconsin, Reed intercepted a pass and returned it 19 yards for a touchdown in the third quarter. It was his first career interception return for a touchdown.
- He added five tackles, including a half-tackle for loss, at Wisconsin and tallied six tackles and a half-tackle for loss vs. OSU.
- Reed picked off a pass in the second quarter against Washington and had a team-high seven tackles (5 solo).
- He tied a career high with 10 tackles at Minnesota and had five tackles (4 solo) against Maryland.
- Redshirt junior **Zakee Wheatley**, voted All-Big Ten honorable mention by the media, has played in 52 career games, making 12 starts, collecting 114 tackles (76 solo), two tackles for loss, three interceptions, two forced fumbles, a fumble recovery, and four pass breakups.
- He tallied four tackles (3 solo) and a half-tackle for loss at WVU, his first career start.
- Wheatley picked off a pass in the fourth quarter against BGSU.
- He made seven stops (3 solo) and added a solo tackle for loss against UCLA.
- The Maryland native recorded a career-high 10 tackles (8 solo) at Wisconsin.
- He notched nine tackles (8 solo), a forced fumble and a pass breakup vs. OSU.
- Tallied six tackles (5 solo) against Washington.
- He collected his first career fumble recovery at Minnesota.
- Junior **Kevin Winston Jr.** has played in 27 games as a Nittany Lion and was voted a captain for the 2024 season. He has 90 tackles (53 solo), 3.5 tackles for loss, one forced fumble, two fumble recoveries, one interception and five pass breakups.
- Against WVU, Winston tied a career high with 12 tackles (7 solo) and earned his third career game with 10+ tackles.
- The junior registered his first career forced fumble in the first quarter and added a solo tackle for loss.
- Freshman **Dejuan Lane** tallied his first career interception in the fourth quarter against Maryland, returning it 54 yards.



Zakee Wheatley

JAYLEN REED



REED STATS

CAREER TACKLES

158

Reed has recorded 158 tackles as a Nittany Lion, including 75 stops in 2024.

CAREER SOLO TACKLES

102

102 of Reed's 158 tackles are solo stops.

CAREER TACKLES FOR LOSS

10.5

Reed has collected 10.5 tackles for loss in his career.

CAREER FUMBLE RECOVERIES

1

Reed recorded one career fumble recovery.

CAREER INTERCEPTIONS

5

Reed has registered five interceptions in his PSU career, including a 19-yard pick-six at Wisconsin and three interceptions in 2024.

LETTERMEN MAKING THEIR RETURN

- Sixteen members of the Penn State coaching staff, support staff and athletic department played at Penn State.
- Associate head coach/cornerbacks coach **Terry M. Smith** was a three-year starter at wide receiver from 1989-91.
- Co-offensive coordinator and tight Ends Coach **Ty Howle** was a four-year letterwinner on the Penn State offensive line from 2009-13. He played in 47 career games, making 13 starts.
- Defensive line coach **Deion Barnes** made 31 starts as a Nittany Lion from 2012-14. In 2014, Barnes tallied 12.5 tackles for loss and six sacks. He led PSU with 10 tackles for loss and six sacks in 2012 to earn consensus freshman All-American honors.
- Defensive graduate assistant **Torrence Brown** was a three-year letterman on the defensive line for the Nittany Lions (2015-17). He appeared in 30 career games, making seven starts.
- Defensive graduate assistant **Jordan Lucas** was a reliable member of the defensive backfield during his Penn State career, appearing in 46 games (2012-15).
- Defensive analyst **Dan Connor** was a two-time first-team All-America linebacker for Penn State in 2006 and 2007, the 14th Nittany Lion to be named a two-time first-team All-American. He finished his career as Penn State's all-time leader with 419 tackles.
- Director of performance science **Andrew Nelson** was a four-year letterwinner on the offensive line for Penn State (2014-17) and appeared in 33 games, making 28 starts.
- Assistant director of performance enhancement **Tyrone Smith** was a defensive tackle for Penn State and lettered during the 2014 season.
- Director of life skills **Jordan Hill** lettered at Penn State from 2009-12 and finished his Penn State career with 171 total tackles, including 9.5 sacks. He posted a 64-tackle, 4.5-sack season his senior year and was named first-team All-Big Ten for his efforts in 2012.
- Recruiting coordinator **Alan Zemaitis** was a three-time All-Big Ten selection for the blue and white from 2002-05. Zemaitis sits tied fifth all-time at Penn State with 12 career interceptions. He also holds fifth all-time at Penn State with 46 passes defended. Zemaitis helped the Nittany Lions to a Big Ten Championship in 2005.
- Director of Football Academic Services **Todd Kulka** lettered as a linebacker and graduated in 1995. He helped Penn State to a 9-3 record and an Outback Bowl victory in 1995.
- Director of the Football Letterman's Club **Wally Richardson** was a four-year letterman as a quarterback in 1992 and 1994-96. Richardson ranks 12th all-time at Penn State with 4,419 career passing yards. He also sits eighth all-time with 378 completions and 12th all-time with 27 touchdown passes.
- Assistant athletic director for the brand academy **Omar Easy** lettered for the Nittany Lions from 1999 to 2001 and spent time in the NFL with the Kansas City Chiefs and Oakland Raiders.
- Associate director of development **Michael Mauti** was a four-year letterwinner for the Nittany Lions and the Big Ten Linebacker of the Year and a first-team All-American in 2012.
- Assistant AD for Premium Seating **Bobby White** was Co-Captain of the 1986 National Championship Penn State Football team.
- Assistant director of high performance **Dan Vasey** was a defensive end with the Nittany Lions (2017-21).

SPECIAL TEAMS NOTES

- **Justin Lustig** is in his first season as Penn State's special teams coordinator/outside linebackers/nickels coach.
- Lustig served the last three seasons at Vanderbilt. In 2023, Vanderbilt was one of 20 programs in the country to block multiple punts and finished 11th nationally in net punting.
- According to Coaches By The Numbers, since 2019, Penn State's kick return defense ranks sixth in the nation in percentage of kickoffs returned inside the 25 (71.3; 3rd in B1G), sixth in the nation in percentage of kickoffs returned (19.2; 1st), sixth in the nation in touchback percentage (69.9; 1st) and 12th in average opponent field position (25.3; 5th).
- Since 2019, Penn State's punt return defense is ranked eighth in the country in punts inside the 10 (15.8 percent; 5th in B1G), seventh in punts inside the 20 (41.5; 4th) and ninth in net punting (41.3; 3rd).
- Since 2017, Penn State has scored nine special teams touchdowns (four kick return, five punt return), ranking second in the Big Ten, and is one of two FBS schools that has not allowed a special teams touchdown since the start of the 2019 season (73-straight games).
- Redshirt freshman K **Ryan Barker**, tabbed All-Big Ten honorable mention in 2024, converted a 25-yard field goal, a 40-yard field goal and three extra-point attempts vs. UCLA.
- Barker converted four field goals at USC, knocking in kicks of 34, 33, 20 and 36 yards. The 36-yarder was a game-winner in overtime and he was named Big Ten Freshman of the Week.
- Against USC, Penn State won on a game-winning field goal for the first time since August 30, 2014 against UCF when Sam Ficken hit a 36-yarder.
- Barker became the first Nittany Lion to hit four field goals in a game since Tyler Davis at Rutgers in 2016.
- He converted all four extra-point attempts at Wisconsin and all seven at Purdue.
- Barker knocked in field goals of 29 and 44 yards against Ohio State.
- He converted field goals of 45 and 32 yards at Minnesota.
- Barker hit a career-long 49-yard field goal vs. Maryland and converted all six extra-point attempts.
- He is 11-of-13 on field goals and 32-of-33 on PATs this season.
- Junior P **Riley Thompson** has placed 56 career punts inside the 20 and 18 punts inside the 10, while blasting 33 punts of 50+ yards in his career.
- His 44.45 punt average at PSU is second all-time.
- Thompson averaged 44.0 yards per punt on four boots against WVU. He landed a 46-yard punt at the WVU 11 in the third quarter.
- Against Bowling Green, Thompson blasted a 56-yard punt and landed two punts inside the 20. He was named Ray Guy Award Punter of the Week following the BGSU game.
- Thompson hit a 48-yard punt to the Illinois 10 in the second quarter and landed two punts inside the 20 at USC.
- He averaged 43.8 yards per punt on five punts at Wisconsin, blasting a 51-yard punt and placing two kicks inside the 20.
- Thompson averaged 42.8 yards on four punts, including a 50-yard punt and one inside the 20, against Ohio State.
- He landed two punts inside the 20, one inside the 10, at Purdue and landed a punt at the Maryland 7.
- KR **Nicholas Singleton**, selected All-Big Ten honorable mention in 2023 and 2024, has one career kick return touchdown and had a 66-yard kick return vs. Maryland.
- Sophomore PR **Zion Tracy** is averaging 5.8 yards per punt return.
- TE **Luke Reynolds** had a 32-yard run on a fake punt at Minnesota.
- Redshirt junior SN **Tyler Duzansky**, voted All-Big Ten third team by the media in 2024, has appeared in 32 career games and is a member of the Patrick Mannelly Award watch list.
- Redshirt junior P **Gabriel Nwosu** has landed 45 touchbacks on kickoffs this season.
- LB **Dominic DeLuca** was voted as a captain for the second-straight year and was awarded No. 0 as the team's special teams leader.

RILEY THOMPSON



THOMPSON STATS

PUNT AVERAGE

44.8

Thompson has a 44.8 career punt average, totaling 6,548 yards on 146 punts.

INSIDE THE 20

56

Thompson has dropped 56 career punts inside the 20.

INSIDE THE 10

18

Thompson has landed 18 career punts inside the 10.

50+ YARD PUNTS

33

Thompson has blasted 33 punts of 50+ yards in his career.

28 2024 PENN STATE FOOTBALL

NUMERICAL ROSTER (0-44)

NO.	NAME	POS.	EL.	HT.	WT.	HIGH SCHOOL/COACH	HOMETOWN
0	DeLuca, Dominic **	LB	R-Jr.	6-1	230	Wyoming Area/Randy Spencer	West Pittston, Pa.
1	Reed, Jaylen ***	S	Sr.	6-0	212	Martin Luther King Jr./Tyronne Spencer	Detroit, Mich.
2	Clifford, Liam **	WR	R-Jr.	6-1	208	St. Xavier/Steve Specht	Maineville, Ohio
2	Winston Jr., Kevin **	S	Jr.	6-2	208	DeMatha Catholic/Bill McGregor	Columbia, Md.
3	Fleming, Julian	WR	Sr.	6-2	208	Southern Columba/Jim Roth/Ohio State	Catawissa, Pa.
3	Kimber, Jalen	CB	R-Sr.	6-0	184	Mansfield Timberview/James Brown/Florida/Georgia	Merrillville, Ind.
4	Denmark, Tyseer	WR	Fr.	5-10	187	Imhotep Charter/Devon Johnson	Philadelphia, Pa.
4	Harris, A.J.	CB	So.	6-1	193	Central/Patrick Nix/Georgia	Phenix City, Ala.
5	Evans, Omari **	WR	Jr.	6-0	188	Shoemaker/Toby Foreman	Killeen, Texas
5	Miller, Cam **	CB	Jr.	6-0	184	Trinity Christian Academy/Verlon Dorminey	Fernandina Beach, Fla.
6	Wallace III, Harrison **	WR	R-Jr.	6-1	198	Pike Road/Patrick Browning	Montgomery, Ala.
6	Wheatley, Zakee **	S	R-Jr.	6-2	200	Archbishop Spalding/Kyle Schmitt	Crofton, Md.
7	Saunders, Kaden *	WR	R-So.	5-10	182	Westerville South/Matthew Christ	Columbus, Ohio
7	Tracy, Zion *	CB	So.	5-11	181	St. Thomas More (Conn.)/Ernest Anderson	Hempstead, N.Y.
8	Nelson, DaKaari	LB	R-Fr.	6-3	222	Selma/Willie Gandy	Livingston, Ala.
9	Pribula, Beau *	QB	R-So.	6-2	206	Central York/Gerry Yonchiuk	York, Pa.
9	Washington II, Elliot *	CB	So.	5-11	194	Venice/John Peacock	Venice, Fla.
10	Lane, Dejuan	S	Fr.	6-2	211	Gilman School/Scott Van Zile	Jessup, Md.
10	Singleton, Nicholas **	RB	Jr.	6-0	226	Governor Mifflin/Jeff Lang	Shillington, Pa.
11	Carter, Abdul **	DE	Jr.	6-3	252	La Salle College High School/John Steinmetz	Philadelphia, Pa.
11	Johnson, Tyler	WR	R-So.	6-0	188	Magna Vista/Joe Favero	Martinsville, Va.
12	Ivey, Anthony	WR	R-So.	5-11	187	Manheim Township/Mark Evans	Lancaster, Pa.
12	Mitchell, Jon	CB	Fr.	5-11	195	Mandarin/Toby Bullock	Jacksonville, Fla.
13	Allen, Kaytron **	RB	Jr.	5-11	220	IMG Academy (Fla.)/Pepper Johnson	Norfolk, Va.
13	Rojas, Tony *	LB	So.	6-2	236	Fairfax/Trey Taylor	Fairfax, Va.
14	Mills, Tyrece	S	R-Sr.	6-1	203	Northeast/Troy Gore/Lackawanna College	Philadelphia, Pa.
14	Smolik, Jaxon	QB	R-Fr.	6-1	201	Dowling Catholic/Tom Wilson	Van Meter, Iowa
15	Allar, Drew **	QB	Jr.	6-5	235	Medina/Larry Laird	Medina, Ohio
15	Vanover, Amin **	DE	Sr.	6-4	258	St. Joseph's/Augie Hoffman	Newark, N.J.
16	Dinkins, Khalil *	TE	R-Jr.	6-4	252	North Allegheny/Art Walker	Wexford, Pa.
17	Grunkemeyer, Ethan	QB	Fr.	6-2	203	Olentangy/Wade Bartholomew	Lewis Center, Ohio
17	Woseley Jr., Kenny	CB	Fr.	5-10	176	Imhotep Charter/Devon Johnson	Philadelphia, Pa.
18	Granville, Max	DE	Fr.	6-3	229	Fort Bend Christian Academy/Jordan Black	Sugar Land, Texas
18	Schlaffer, Joey	TE	R-Fr.	6-5	240	Exeter Township/Matt Bauer	Reading, Pa.
19	Brown, Josiah	WR	Fr.	5-11	176	Malverne/Kito Lockwood	Malverne, N.Y.
19	Lambert, Jack	QB	R-Fr.	6-3	208	Topsail/Jack Teachey	Hampstead, N.C.
20	Williams, Mylachi	DE	Fr.	6-3	243	Monsignor Bonner & Archbishop Prendergast Catholic/Jack Muldoon	Philadelphia, Pa.
21	Toure, Vaboue	S	Fr.	6-1	212	Irvington/Smoke Pierre	Pleasantville, N.J.
23	Belgrave-Shorter, Antoine	CB	Fr.	6-0	195	Mandarin/Toby Bullock	Jacksonville, Fla.
24	Robinson, Ta'Mere	LB	R-Fr.	6-3	223	Brashear/Andrew Moore	Pittsburgh, Pa.
24	Smith, Corey	RB	Fr.	5-10	189	Catholic Memorial/Bill Young	Milwaukee, Wis.
25	Martin Jr., Quinton	RB	Fr.	6-1	205	Belle Vernon/Matt Humbert	Belle Vernon, Pa.
26	Wallace, Cam	RB	R-Fr.	5-9	200	Montgomery County/Don Vandygriff	Mount Vernon, Ga.
27	Payne Jr., Lamont	S	R-Fr.	6-0	192	Chartiers Valley/Aaron Fitzpatrick	Carnegie, Pa.
28	Durant, Zane **	DT	Jr.	6-1	288	Lake Nona/Anthony Paradiso	Lake Nona, Fla.
28	Kiesewetter, Karson	S	R-Fr.	5-10	198	Bishop Guilfoyle/Justin Wheeler	Altونا, Pa.
29	Collins, Audavion	CB	R-So.	5-11	180	Newton/Camiel Grant/Mississippi State	Covington, Ga.
30	Davis, Amiel	RB	R-Jr.	6-0	214	Eastern Regional/John Doherty/Marist College	Voorhees, N.J.
30	Jackson, Kari	LB	Fr.	6-1	238	West Bloomfield/Zach Hilbers	West Bloomfield, Mich.
31	Cunningham, Logan	WR	R-So.	5-8	189	Belle Vernon/Matt Humbert/Marietta College	Belle Vernon, Pa.
31	Dinkins, Kolin *	S	R-So.	6-2	203	North Allegheny/Art Walker	Wexford, Pa.
32	Wylie, Keon *	LB	R-So.	6-2	225	Imhotep Charter/Devon Johnson	Philadelphia, Pa.
33	Dennis-Sutton, Dani **	DE	Jr.	6-5	266	McDonogh School (Md.)/Hakeem Sule	Millsboro, Del.
34	Holzworth, Tyler	RB	R-Jr.	6-0	219	Delaware Valley Regional/Keith Olsommer/Delaware Valley	Milford, N.J.
35	Armstead, Tyler	CB	Fr.	6-1	167	Canon-McMillan/Mike Evans	Canonsburg, Pa.
35	Sokach-Minnick, Blaise	LS	R-So.	6-3	220	Wyoming Area/Randy Spencer	West Pittston, Pa.
36	Fisher, Zuriah **	DE	R-Sr.	6-3	258	Aliquippa/ Mike Warfield	Aliquippa, Pa.
37	Dee, Beckham	LB	Fr.	6-1	229	Mount Lebanon/Mike Collodi	Pittsburgh, Pa.
38	Yates, Winston	LB	R-Fr.	6-2	226	Paul VI/Steve Scuderi	Moorestown, N.J.
39	Blanding, Ty	DT	R-Fr.	6-1	292	Christ the King/Jason Brown	Bronx, N.Y.
39	Green, Jashaun	S	R-So.	6-1	186	State College Area/Matt Lintal	State College, Pa.
40	Specia, Anthony	LB	Fr.	6-1	226	Pittsburgh Central Catholic/Ryan Lehmeier	Bridgeville, Pa.
40	Williams, Patrick	S	R-So.	6-0	197	Eagle Academy 2/Kyron Jones	Brooklyn, N.Y.
41	King, Kobe **	LB	R-Jr.	6-1	248	Cass Tech/Thomas Wilcher	Detroit, Mich.
42	Robinson, Mason	DE	R-Fr.	6-3	252	McDonogh School/Hakeem Sule	Randallstown, Md.
43	Elsdon, Tyler ***	LB	Sr.	6-2	230	North Schuylkill/Wally Hall	Frackville, Pa.
44	Harvey, Jaylen	DE	Fr.	6-2	250	Quince Orchard/John Kelley	Gaithersburg, Md.
44	Warren, Tyler ***	TE	Sr.	6-6	261	Atlee/Matt Gray	Mechanicsville, Va.

NUMERICAL ROSTER (45-99)

NO.	NAME	POS.	EL.	HT.	WT.	HIGH SCHOOL/COACH	HOMETOWN
45	Pryts, Jackson	LB	R-So.	6-3	220	Hickory/William Dungee	Hermitage, Pa.
47	Patton, Will	ATH	R-So.	6-4	233	Shenango/James Graham	New Castle, Pa.
47	Probst, Aidan	DE	Fr.	6-2	230	McDowell/ Brad Orlando	Erie, Pa.
48	Duzansky, Tyler *	LS	R-Jr.	6-4	216	St. Francis Prep/Bob McMillen	Glen Ellyn, Ill.
49	Chizmar, Ben	LB	R-Jr.	6-0	228	Mars Area/Scott Heinauer	Gibsonia, Pa.
50	Cousins, Cooper	OL	Fr.	6-6	316	McDowell/Brad Orlando	Erie, Pa.
50	Ford Jr., Alonzo	DT	R-Sr.	6-2	319	Varina/Marcus Lewis/Old Dominion	Richmond, Va.
52	Rulli, Dominic *	OL	R-So.	6-3	295	The Taft School (Conn.)/Tyler Whitley	Burlington, Ky.
53	Dawkins, Nick **	OL	R-Sr.	6-4	298	Parkland/Tim Moncman	Allentown, Pa.
54	Gilliam, Xavier	DT	Fr.	6-2	302	Quince Orchard/John Kelley	Montgomery Village, Md.
54	Harvie, Ian	OL	R-So.	6-2	273	Spring-Ford/Chad Brubaker	Royersford, Pa.
55	Onoh, Chimdy	OL	R-Fr.	6-5	320	Dundalk/Thomas Abel	Baltimore, Md.
56	Mupoyi, Joseph	DT	R-Fr.	6-5	261	St. Thomas More (Conn.)/Ernest Anderson	Kinshasa, DR of the Congo
56	Nelson, JB **	OL	R-Sr.	6-5	326	Mount Lebanon/Bob Palko/Lackawanna College	Pittsburgh, Pa.
57	Harbour, Donnie	OL	Fr.	6-3	323	Catholic Memorial/Bill Young	Milwaukee, Wis.
58	Artis, Kaleb *	DT	R-So.	6-4	325	St. Francis Prep/Rich Carroll	Westbury, N.Y.
60	Bahn, Logan	OL	Fr.	6-4	300	Ramsey/Adam Baeira	Ramsey, N.J.
61	Horan, Liam	OL	Fr.	6-2	288	Malvern Prep/Dave Gueriera	Malvern, Pa.
63	Birchmeier, Alex	OL	R-Fr.	6-5	300	Broad Run/Myron Curtis	Ashburn, Va.
64	Boyer, Eagan	OL	Fr.	6-8	280	Hough/DeShawn Baker	Cornelius, N.C.
65	Fitzgerald, Jim	OL	R-So.	6-7	317	Archbishop Spalding/Kyle Schmitt	Severna Park, Md.
66	Shelton, Drew **	OL	Jr.	6-5	307	Downingtown West/Mike Milano	Downingtown, Pa.
67	Boehme, Henry	OL	R-Fr.	6-5	282	Mountain Brook/Chris Yeager	Birmingham, Ala.
68	Donkoh, Anthony *	OL	R-Fr.	6-5	330	Lightridge/Bobby Eavenson	Aldie, Va.
70	Sexton, Garrett	OL	Fr.	6-6	290	Arrowhead Union/Matt Harris	Hartland, Wis.
71	Ioane, Olaivavega *	OL	R-So.	6-4	348	Graham-Kapowsin/Eric Kurl	Graham, Wash.
72	Rucci, Nolan	OL	R-Jr.	6-8	308	Warwick/Bob Locker/Wisconsin	Lititz, Pa.
73	Brewer, Caleb	OL	Fr.	6-4	288	Wyomissing/Bob Wolfram	Reading, Pa.
74	Williams, J'ven	OL	R-Fr.	6-5	310	Wyomissing/Bob Wolfrum	Reading, Pa.
75	Detisch, Matt	OL	R-So.	6-6	280	Mars Area/Scott Heinauer	Mars, Pa.
76	Carlan, Mason	OL	Sr.	6-2	298	North Little Rock/Jamie Mitchell/Air Force	North Little Rock, Ark.
77	Wormley, Sal **	OL	R-Sr.+	6-3	327	Smyrna (Del.)/Mike Judy	Newark, N.J.
79	Penn, Addison	OL	R-Sr.	6-2	290	Carroll/Riley Dodge/Duke	Southlake, Texas
80	Flowers, Mehki	WR	R-So.	6-0	194	Central Dauphin East/Lance Dean	Harrisburg, Pa.
81	Nastasi, Donte	WR	R-Fr.	5-10	160	State College Area/Matt Lintal	State College, Pa.
82	Black, Ethan	WR	R-Fr.	5-9	177	Conemaugh Township/Tony Penna	Davidsville, Pa.
83	Spencer, Jake	WR	R-Sr.	5-10	220	Haverford School/Michael Murphy/Colgate	Gladwyne, Pa.
84	Gonzalez, Peter	WR	Fr.	6-2	206	Pittsburgh Central Catholic/Ryan Lehmeier	Mars, Pa.
85	Reynolds, Luke	TE	Fr.	6-4	248	Cheshire Academy (Conn.)/Bill Mella	Westford, Mass.
86	Enterline, Aaron	WR	Fr.	6-2	185	Manheim Central/Dave Hahn	Manheim, Pa.
86	Estrella, Jason	WR	R-Jr.	6-2	193	Liberty/John Truby	Bethlehem, Pa.
87	Rappleyea, Andrew	TE	R-Fr.	6-4	250	Milton Academy (Mass.)/Kevin MacDonald	Millbrook, N.Y.
88	Siafa, Sam	DT	R-So.	6-4	292	Downingtown West/Mike Milano	Downingtown, Pa.
89	Furmanek, Finn	TE	R-Fr.	6-3	242	State College Area/Matt Lintal	State College, Pa.
90	Andrews, Liam	DT	Fr.	6-4	275	Dexter School/Casey Day	Brookline, Mass.
91	J-Thomas, Dvon ***	DT	R-Sr.+	6-1	305	McDonogh School/Hakeem Sule	Burtonsville, Md.
91	Meyer, Chase	K	Jr.	5-10	181	Mater Dei/Bruce Rollinson/Tulsa/Penn	Los Angeles, Calif.
92	Dufault, Andrew	LS	Fr.	6-1	238	Xaverian Brothers/Al Fornaro	Westwood, Mass.
92	Vilbert, Smith *	DE	R-Sr.+	6-6	282	St Joseph's Regional (N.J.)/Augie Hoffman	Monsey, N.Y.
93	Mears, Bobby	DE	R-Fr.	6-4	250	Malvern Prep/Dave Gueriera	West Chester, Pa.
93	Sahaydak, Sander	K	R-Jr.	6-0	185	Liberty/John Truby	Bethlehem, Pa.
94	Barker, Ryan	K	R-Fr.	6-2	192	Kennett/Lance Fraizer	Landenberg, Pa.
94	Cook, De'Andre	DT	Fr.	6-4	282	Friendship Collegiate Academy/Michael Hunter	Washington, D.C.
95	Mayer, Jordan	DE	R-Fr.	6-4	242	Thomas Jefferson/Kevin Culjat/Wisconsin	Jefferson Hills, Pa.
95	Thompson, Riley *	P	Jr.	6-1	224	Haileybury/-/Deakin/Florida Atlantic	Melbourne, Australia
96	Groh, Mitchell	P	R-Jr.	6-1	195	Dallastown Area/Ron Miller	Dallastown, Pa.
97	Cunningham, T.A.	DT	Fr.	6-5	285	Grayson/Jim Rowell	Atlanta, Ga.
99	Izzard, Coziah ***	DT	Sr.	6-3	305	DeMatha Catholic/Bill McGregor	Columbia, Md.
99	Nwosu, Gabriel *	P	R-Jr.	6-6	285	The Bullis School/Patrick Cilent	Derwood, Md.

* - Letters won

As of December 2, 2024

Note: As a result of eligibility not counting for the 2020 season, extra years of eligibility are marked on the back end of student-athletes' career (a "+" symbol will be added on the end of "Sr." to indicate the extra year of eligibility being used).

30 2024 PENN STATE FOOTBALL

ALPHABETICAL ROSTER (A-KIM)

NO.	NAME	POS.	EL.	HT.	WT.	HIGH SCHOOL/COACH	HOMETOWN
15	Allar, Drew **	QB	Jr.	6-5	235	Medina/Larry Laird	Medina, Ohio
13	Allen, Kaytron **	RB	Jr.	5-11	220	IMG Academy (Fla.)/Pepper Johnson	Norfolk, Va.
90	Andrews, Liam	DT	Fr.	6-4	275	Dexter School/Casey Day	Brookline, Mass.
35	Armstead, Tyler	CB	Fr.	6-1	167	Canon-McMillan/Mike Evans	Canonsburg, Pa.
58	Artis, Kaleb *	DT	R-So.	6-4	325	St. Francis Prep/Rich Carroll	Westbury, N.Y.
60	Bahn, Logan	OL	Fr.	6-4	300	Ramsey/Adam Baeira	Ramsey, N.J.
94	Barker, Ryan	K	R-Fr.	6-2	192	Kennett/Lance Fraizer	Landenberg, Pa.
23	Belgrave-Shorter, Antoine	CB	Fr.	6-0	195	Mandarin/Toby Bullock	Jacksonville, Fla.
63	Birchmeier, Alex	OL	R-Fr.	6-5	300	Broad Run/Myron Curtis	Ashburn, Va.
82	Black, Ethan	WR	R-Fr.	5-9	177	Conemaugh Township/Tony Penna	Davidsville, Pa.
39	Blanding, Ty	DT	R-Fr.	6-1	292	Christ the King/Jason Brown	Bronx, N.Y.
67	Boehme, Henry	OL	R-Fr.	6-5	282	Mountain Brook/Chris Yeager	Birmingham, Ala.
64	Boyer, Eagan	OL	Fr.	6-8	280	Hough/DeShawn Baker	Cornelius, N.C.
73	Brewer, Caleb	OL	Fr.	6-4	288	Wyomissing/Bob Wolfram	Reading, Pa.
19	Brown, Josiah	WR	Fr.	5-11	176	Malverne/Kito Lockwood	Malverne, N.Y.
76	Carlan, Mason	OL	Sr.	6-2	298	North Little Rock/Jamie Mitchell/Air Force	North Little Rock, Ark.
11	Carter, Abdul **	DE	Jr.	6-3	252	La Salle College High School/John Steinmetz	Philadelphia, Pa.
49	Chizmar, Ben	LB	R-Jr.	6-0	228	Mars Area/Scott Heinauer	Gibsonia, Pa.
2	Clifford, Liam **	WR	R-Jr.	6-1	208	St. Xavier/Steve Specht	Maineville, Ohio
29	Collins, Audavion	CB	R-So.	5-11	180	Newton/Camiel Grant/Mississippi State	Covington, Ga.
94	Cook, De'Andre	DT	Fr.	6-4	282	Friendship Collegiate Academy/Michael Hunter	Washington, D.C.
50	Cousins, Cooper	OL	Fr.	6-6	316	McDowell/Brad Orlando	Erie, Pa.
31	Cunningham, Logan	WR	R-So.	5-8	189	Belle Vernon/Matt Humbert/Marietta College	Belle Vernon, Pa.
97	Cunningham, T.A.	DT	Fr.	6-5	285	Grayson/Jim Rowell	Atlanta, Ga.
30	Davis, Amiel	RB	R-Jr.	6-0	214	Eastern Regional/John Doherty/Marist College	Voorhees, N.J.
53	Dawkins, Nick **	OL	R-Sr.	6-4	298	Parkland/Tim Moncman	Allentown, Pa.
37	Dee, Beckham	LB	Fr.	6-1	229	Mount Lebanon/Mike Collodi	Pittsburgh, Pa.
0	DeLuca, Dominic **	LB	R-Jr.	6-1	230	Wyoming Area/Randy Spencer	West Pittston, Pa.
4	Denmark, Tyseer	WR	Fr.	5-10	187	Imhotep Charter/Devon Johnson	Philadelphia, Pa.
33	Dennis-Sutton, Dani **	DE	Jr.	6-5	266	McDonogh School (Md.)/Hakeem Sule	Millsboro, Del.
75	Detisch, Matt	OL	R-So.	6-6	280	Mars Area/Scott Heinauer	Mars, Pa.
16	Dinkins, Khalil *	TE	R-Jr.	6-4	252	North Allegheny/Art Walker	Wexford, Pa.
31	Dinkins, Kolin *	S	R-So.	6-2	203	North Allegheny/Art Walker	Wexford, Pa.
68	Donkoh, Anthony *	OL	R-Fr.	6-5	330	Lightridge/Bobby Eavenson	Aldie, Va.
92	Dufault, Andrew	LS	Fr.	6-1	238	Xaverian Brothers/Al Fornaro	Westwood, Mass.
28	Durant, Zane **	DT	Jr.	6-1	288	Lake Nona/Anthony Paradiso	Lake Nona, Fla.
48	Duzansky, Tyler *	LS	R-Jr.	6-4	216	St. Francis Prep/Bob McMillen	Glen Ellyn, Ill.
43	Eldson, Tyler ***	LB	Sr.	6-2	230	North Schuylkill/Wally Hall	Frackville, Pa.
86	Enterline, Aaron	WR	Fr.	6-2	185	Manheim Central/Dave Hahn	Manheim, Pa.
86	Estrella, Jason	WR	R-Jr.	6-2	193	Liberty/John Truby	Bethlehem, Pa.
5	Evans, Omari **	WR	Jr.	6-0	188	Shoemaker/Toby Foreman	Killeen, Texas
36	Fisher, Zuriah **	DE	R-Sr.	6-3	258	Aliquippa/ Mike Warfield	Aliquippa, Pa.
65	Fitzgerald, Jim	OL	R-So.	6-7	317	Archbishop Spalding/Kyle Schmitt	Severna Park, Md.
3	Fleming, Julian	WR	Sr.	6-2	208	Southern Columba/Jim Roth/Ohio State	Catawissa, Pa.
80	Flowers, Mehki	WR	R-So.	6-0	194	Central Dauphin East/Lance Dean	Harrisburg, Pa.
50	Ford Jr., Alonzo	DT	R-Sr.	6-2	319	Varina/Marcus Lewis/Old Dominion	Richmond, Va.
89	Furmanek, Finn	TE	R-Fr.	6-3	242	State College Area/Matt Lintal	State College, Pa.
54	Gilliam, Xavier	DT	Fr.	6-2	302	Quince Orchard/John Kelley	Montgomery Village, Md.
84	Gonzalez, Peter	WR	Fr.	6-2	206	Pittsburgh Central Catholic/Ryan Lehmeier	Mars, Pa.
18	Granville, Max	DE	Fr.	6-3	229	Fort Bend Christian Academy/Jordan Black	Sugar Land, Texas
39	Green, Jashaun	S	R-So.	6-1	186	State College Area/Matt Lintal	State College, Pa.
96	Groh, Mitchell	P	R-Jr.	6-1	195	Dallastown Area/Ron Miller	Dallastown, Pa.
17	Grunkemeyer, Ethan	QB	Fr.	6-2	203	Olentangy/Wade Bartholomew	Lewis Center, Ohio
57	Harbour, Donnie	OL	Fr.	6-3	323	Catholic Memorial/Bill Young	Milwaukee, Wis.
4	Harris, A.J.	CB	So.	6-1	193	Central/Patrick Nix/Georgia	Phenix City, Ala.
44	Harvey, Jaylen	DE	Fr.	6-2	250	Quince Orchard/John Kelley	Gaithersburg, Md.
54	Harvie, Ian	OL	R-So.	6-2	273	Spring-Ford/Chad Brubaker	Royersford, Pa.
34	Holzworth, Tyler	RB	R-Jr.	6-0	219	Delaware Valley Regional/Keith Olsommer/Delaware Valley	Milford, N.J.
61	Horan, Liam	OL	Fr.	6-2	288	Malvern Prep/Dave Gueriera	Malvern, Pa.
71	Ioane, Olaiavavega *	OL	R-So.	6-4	348	Graham-Kapowsin/Eric Kurl	Graham, Wash.
12	Ivey, Anthony	WR	R-So.	5-11	187	Manheim Township/Mark Evans	Lancaster, Pa.
99	Izzard, Coziah ***	DT	Sr.	6-3	305	DeMatha Catholic/Bill McGregor	Columbia, Md.
30	Jackson, Kari	LB	Fr.	6-1	238	West Bloomfield/Zach Hilbers	West Bloomfield, Mich.
11	Johnson, Tyler	WR	R-So.	6-0	188	Magna Vista/Joe Favero	Martinsville, Va.
91	J-Thomas, Dvon ***	DT	R-Sr.+	6-1	305	McDonogh School/Hakeem Sule	Burtonsville, Md.
28	Kiesewetter, Karson	S	R-Fr.	5-10	198	Bishop Guilfoyle/Justin Wheeler	Altoona, Pa.
3	Kimber, Jalen	CB	R-Sr.	6-0	184	Mansfield Timberview/James Brown/Florida/Georgia	Merrillville, Ind.
41	King, Kobe **	LB	R-Jr.	6-1	248	Cass Tech/Thomas Wilcher	Detroit, Mich.

ALPHABETICAL ROSTER (L-Y)

NO.	NAME	POS.	EL.	HT.	WT.	HIGH SCHOOL/COACH	HOMETOWN
19	Lambert, Jack	QB	R-Fr.	6-3	208	Topsail/Jack Teachey	Hampstead, N.C.
10	Lane, Dejuan	S	Fr.	6-2	211	Gilman School/Scott Van Zile	Jessup, Md.
25	Martin Jr., Quinton	RB	Fr.	6-1	205	Belle Vernon/Matt Humbert	Belle Vernon, Pa.
95	Mayer, Jordan	DE	R-Fr.	6-4	242	Thomas Jefferson/Kevin Culjat/Wisconsin	Jefferson Hills, Pa.
93	Mears, Bobby	DE	R-Fr.	6-4	250	Malvern Prep/Dave Gueriera	West Chester, Pa.
91	Meyer, Chase	K	Jr.	5-10	181	Mater Dei/Bruce Rollinson/Tulsa/Penn	Los Angeles, Calif.
5	Miller, Cam **	CB	Jr.	6-0	184	Trinity Christian Academy/Verlon Dorminey	Fernandina Beach, Fla.
14	Mills, Tyrece	S	R-Sr.	6-1	203	Northeast/Troy Gore/Lackawanna College	Philadelphia, Pa.
12	Mitchell, Jon	CB	Fr.	5-11	195	Mandarin/Toby Bullock	Jacksonville, Fla.
56	Mupoyi, Joseph	DT	R-Fr.	6-5	261	St. Thomas More (Conn.)/Ernest Anderson	Kinshasa, DR of the Congo
81	Nastasi, Donte	WR	R-Fr.	5-10	160	State College Area/Matt Lintal	State College, Pa.
8	Nelson, DaKaari	LB	R-Fr.	6-3	222	Selma/Willie Gandy	Livingston, Ala.
56	Nelson, JB **	OL	R-Sr.	6-5	326	Mount Lebanon/Bob Palko/Lackawanna College	Pittsburgh, Pa.
99	Nwosu, Gabriel *	P	R-Jr.	6-6	285	The Bullis School/Patrick Cilento	Derwood, Md.
55	Onoh, Chimdy	OL	R-Fr.	6-5	320	Dundalk/Thomas Abel	Baltimore, Md.
47	Patton, Will	ATH	R-So.	6-4	233	Shenango/James Graham	New Castle, Pa.
27	Payne Jr., Lamont	S	R-Fr.	6-0	192	Chartiers Valley/Aaron Fitzpatrick	Carnegie, Pa.
79	Penn, Addison	OL	R-Sr.	6-2	290	Carroll/Riley Dodge/Duke	Southlake, Texas
9	Pribula, Beau *	QB	R-So.	6-2	206	Central York/Gerry Yonchiuk	York, Pa.
47	Probst, Aidan	DE	Fr.	6-2	230	McDowell/ Brad Orlando	Erie, Pa.
45	Pryts, Jackson	LB	R-So.	6-3	220	Hickory/William Dungee	Hermitage, Pa.
87	Rappleyea, Andrew	TE	R-Fr.	6-4	250	Milton Academy (Mass.)/Kevin MacDonald	Millbrook, N.Y.
1	Reed, Jaylen ***	S	Sr.	6-0	212	Martin Luther King Jr./Tyronne Spencer	Detroit, Mich.
85	Reynolds, Luke	TE	Fr.	6-4	248	Cheshire Academy (Conn.)/Bill Mella	Westford, Mass.
42	Robinson, Mason	DE	R-Fr.	6-3	252	McDonogh School/Hakeem Sule	Randallstown, Md.
24	Robinson, Ta'Mere	LB	R-Fr.	6-3	223	Brashear/Andrew Moore	Pittsburgh, Pa.
13	Rojas, Tony *	LB	So.	6-2	236	Fairfax/Trey Taylor	Fairfax, Va.
72	Rucci, Nolan	OL	R-Jr.	6-8	308	Warwick/Bob Locker/Wisconsin	Lititz, Pa.
52	Rulli, Dominic *	OL	R-So.	6-3	295	The Taft School (Conn.)/Tyler Whitley	Burlington, Ky.
93	Sahaydak, Sander	K	R-Jr.	6-0	185	Liberty/John Truby	Bethlehem, Pa.
7	Saunders, Kaden *	WR	R-So.	5-10	182	Westerville South/Matthew Christ	Columbus, Ohio
18	Schlaffer, Joey	TE	R-Fr.	6-5	240	Exeter Township/Matt Bauer	Reading, Pa.
70	Sexton, Garrett	OL	Fr.	6-6	290	Arrowhead Union/Matt Harris	Hartland, Wis.
66	Shelton, Drew **	OL	Jr.	6-5	307	Downingtown West/Mike Milano	Downingtown, Pa.
88	Siafa, Sam	DT	R-So.	6-4	292	Downingtown West/Mike Milano	Downingtown, Pa.
10	Singleton, Nicholas **	RB	Jr.	6-0	226	Governor Mifflin/Jeff Lang	Shillington, Pa.
24	Smith, Corey	RB	Fr.	5-10	189	Catholic Memorial/Bill Young	Milwaukee, Wis.
14	Smolik, Jaxon	QB	R-Fr.	6-1	201	Dowling Catholic/Tom Wilson	Van Meter, Iowa
35	Sokach-Minnick, Blaise	LS	R-So.	6-3	220	Wyoming Area/Randy Spencer	West Pittston, Pa.
40	Specia, Anthony	LB	Fr.	6-1	226	Pittsburgh Central Catholic/Ryan Lehmeier	Bridgeville, Pa.
83	Spencer, Jake	WR	R-Sr.	5-10	220	Haverford School/Michael Murphy/Colgate	Gladwyne, Pa.
95	Thompson, Riley *	P	Jr.	6-1	224	Haileybury/-/Deakin/Florida Atlantic	Melbourne, Australia
21	Toure, Vaboue	S	Fr.	6-1	212	Irvington/Smoke Pierre	Pleasantville, N.J.
7	Tracy, Zion *	CB	So.	5-11	181	St. Thomas More (Conn.)/Ernest Anderson	Hempstead, N.Y.
15	Vanover, Amin **	DE	Sr.	6-4	258	St. Joseph's/Augie Hoffman	Newark, N.J.
92	Vilbert, Smith *	DE	R-Sr.+	6-6	282	St Joseph's Regional (N.J.)/Augie Hoffman	Monsey, N.Y.
26	Wallace, Cam	RB	R-Fr.	5-9	200	Montgomery County/Don Vandygriff	Mount Vernon, Ga.
6	Wallace III, Harrison **	WR	R-Jr.	6-1	198	Pike Road/Patrick Browning	Montgomery, Ala.
44	Warren, Tyler ***	TE	Sr.	6-6	261	Atlee/Matt Gray	Mechanicsville, Va.
9	Washington II, Elliot *	CB	So.	5-11	194	Venice/John Peacock	Venice, Fla.
6	Wheatley, Zakee **	S	R-Jr.	6-2	200	Archbishop Spalding/Kyle Schmitt	Crofton, Md.
74	Williams, J'ven	OL	R-Fr.	6-5	310	Wyomissing/Bob Wolfrum	Reading, Pa.
20	Williams, Mylachi	DE	Fr.	6-3	243	Monsignor Bonner & Archbishop Prendergast Catholic/Jack Muldoon	Philadelphia, Pa.
40	Williams, Patrick	S	R-So.	6-0	197	Eagle Academy 2/Kyron Jones	Brooklyn, N.Y.
2	Winston Jr., Kevin **	S	Jr.	6-2	208	DeMatha Catholic/Bill McGregor	Columbia, Md.
77	Wormley, Sal **	OL	R-Sr.+	6-3	327	Smyrna (Del.)/Mike Judy	Newark, N.J.
17	Woseley Jr., Kenny	CB	Fr.	5-10	176	Imhotep Charter/Devon Johnson	Philadelphia, Pa.
32	Wylie, Keon *	LB	R-So.	6-2	225	Imhotep Charter/Devon Johnson	Philadelphia, Pa.
38	Yates, Winston	LB	R-Fr.	6-2	226	Paul VI/Steve Scuderi	Moorestown, N.J.

* - Letters won

As of December 2, 2024

Note: As a result of eligibility not counting for the 2020 season, extra years of eligibility are marked on the back end of student-athletes' career (a "+" symbol will be added on the end of "Sr." to indicate the extra year of eligibility being used).

RECORD WATCH

RUSHING

CAREER RUSHING YARDAGE			
1.	3,932	Evan Royster	2007-10
2.	3,843	Saquon Barkley	2015-17
3.	3,398	Curt Warner	1979-82
4.	3,320	Tony Hunt	2003-06
5.	3,301	Blair Thomas	1985-87, 89
6.	3,256	Curtis Enis	1995-97
7.	3,227	D.J. Dozier	1983-86
8.	2,953	Larry Johnson	1999-02
9.	2,934	Lydell Mitchell	1969-71
10.	2,829	Ki-Jana Carter	1992-94
11.	2,818	Matt Suhey	1976-79
12.	2,639	John Cappelletti	1972-73
13.	2,546	Nicholas Singleton	2022-pres.
14.	2,518	Eric McCoo	1998-01
15.	2,467	Kaytron Allen	2022-pres.
16.	2,380	Lenny Moore	1953-55
17.	2,236	Charlie Pittman	1967-69
18.	2,108	Zach Zwinak	2011-14
19.	2,072	Booker Moore	1977-80
20.	2,042	Jon Williams	1980-83
21.	2,002	Franco Harris	1969-71

SEASON RUSHING YARDAGE			
1.	2,087	Larry Johnson	2002
2.	1,567	Lydell Mitchell	1971
3.	1,539	Ki-Jana Carter	1994
4.	1,522	John Cappelletti	1973
5.	1,496	Saquon Barkley	2016
6.	1,414	Blair Thomas	1987
7.	1,386	Tony Hunt	2006
8.	1,363	Curtis Enis	1997
9.	1,341	Blair Thomas	1989
10.	1,329	Rodney Kinlaw	2007
11.	1,274	Miles Sanders	2018
12.	1,271	Saquon Barkley	2017
13.	1,241	Silas Redd	2011
14.	1,236	Evan Royster	2008
15.	1,210	Curtis Enis	1996
16.	1,169	Evan Royster	2009
17.	1,117	John Cappelletti	1972
18.	1,082	Lenny Moore	1954
19.	1,076	Saquon Barkley	2015
20.	1,061	Nicholas Singleton	2022
--	733	Kaytron Allen	2024
--	698	Nicholas Singleton	2024

GAME RUSHING YARDAGE			
1.	327	Larry Johnson at Indiana	2002
2.	279	Larry Johnson vs. Illinois	2002
3.	279	Larry Johnson vs. Michigan State	2002
4.	257	Larry Johnson vs. Northwestern	2002
5.	256	Curt Warner at Syracuse	1981
6.	250	Shorty Miller vs. Carnegie Tech	1913
7.	243	Bob Pollard at Rutgers	1951
8.	241	Curtis Enis vs. USC	1996
9.	239	Bob Campbell vs. Syracuse	1968
10.	238	Curt Warner at Nebraska	1981
11.	227	Ki-Jana Carter vs. Michigan State	1994
12.	225	Matt Suhey vs. Army	1979
13.	220	John Cappelletti vs. NC State	1973
14.	214	Blair Thomas vs. Notre Dame	1987
15.	211	Lydell Mitchell at Iowa	1971
211		Curtis Enis vs. Ohio State	1997
211		Eric McCoo vs. Ohio State	1999
211		Saquon Barkley at Iowa	2017
19.	210	Ki-Jana Carter at Minnesota	1994
20.	209	Lydell Mitchell vs. Maryland	1971
21.	208	Shelly Hammonds at Boston College	1990
22.	207	Saquon Barkley at Purdue	2016
23.	206	Eric McCoo vs. Michigan State	1998
24.	204	John Cappelletti vs. Ohio	1973
25.	202	John Cappelletti at Maryland	1973
202		Saquon Barkley vs. Maryland	2016
202		Journey Brown vs. Memphis	2019
28.	201	Bill Belton vs. Illinois	2013
29.	200	Miles Sanders at Illinois	2018

LONGEST RUNS

1.	92*	Blair Thomas vs. Syracuse	1986
	92	Bill Belton at Indiana	2014
	92	Saquon Barkley vs. Washington	2017
4.	90	Bill Suter at Navy	1894
5.	87	Bob Campbell vs. Syracuse	1968
	87	Nicholas Singleton vs. Utah	2022
7.	86	Bob Riggle at West Virginia	1964
	85	Journey Brown vs. Pitt	2019
9.	84	Chafie Fields vs. Texas	1996
	84	Larry Johnson vs. Illinois	2002
*non-scoring play			

CAREER RUSHING TOUCHDOWNS			
1.	43	Saquon Barkley	2015-17
2.	38	Lydell Mitchell	1969-71
3.	36	Curtis Enis	1995-97
4.	34	Ki-Jana Carter	1992-94
5.	30	Charlie Pittman	1967-69
	30	Trace McSorley	2015-18
7.	29	John Cappelletti	1972-73
	29	Richie Anderson	1989-92
	29	Evan Royster	2007-10
10.	27	Nicholas Singleton	2022-pres.
11.	26	Matt Suhey	1976-79
	26	Larry Johnson	1999-02
13.	25	D.J. Dozier	1983-86
	25	Tony Hunt	2003-06
15.	24	Franco Harris	1969-71
	24	Curt Warner	1979-82
17.	23	Lenny Moore	1953-55
18.	22	Darryl Clark	2005-09
19.	21	Blair Thomas	1985-87, 89
	21	Zach Zwinak	2011-14
	21	Kaytron Allen	2022-pres.

SEASON RUSHING TOUCHDOWNS			
1.	26	Lydell Mitchell	1971
2.	23	Ki-Jana Carter	1994
3.	20	Larry Johnson	2002
4.	19	Curtis Enis	1997
5.	18	Richie Anderson	1992
	18	Saquon Barkley	2016
	18	Saquon Barkley	2017
8.	17	John Cappelletti	1973
9.	14	Charlie Pittman	1968
10.	13	Bill McCleary	1907
	13	Harry Robb	1917
	13	Curtis Enis	1996
13.	12	John Cappelletti	1972
	12	Evan Royster	2008
	12	Zach Zwinak	2013
	12	Trace McSorley	2018
	12	Journey Brown	2019
	12	Nicholas Singleton	2022
--	7	Nicholas Singleton	2024
--	5	Drew Allar	2024
--	5	Kaytron Allen	2024
--	4	Beau Pribula	2024
--	4	Tyler Warren	2024

CAREER 100-YARD RUSHING GAMES			
1.	18	Curt Warner	1979-82
2.	17	Blair Thomas	1985-87, 89
	17	Ki-Jana Carter	1992-94
	17	Curtis Enis	1995-97
5.	15	Lydell Mitchell	1969-71
	15	Tony Hunt	2003-06
	15	Evan Royster	2007-10
	15	Saquon Barkley	2015-17
9.	13	John Cappelletti	1972-73
10.	12	Lenny Moore	1953-55
--	7	Nicholas Singleton	2022-pres.
--	6	Kaytron Allen	2022-pres.

SEASON 100-YARD RUSHING GAMES

1.	10	K-Jana Carter	1994
2.	9	Lydell Mitchell	1971
	9	Blair Thomas	1989
4.	8	John Cappelletti	1973
	8	Curtis Enis	1997
	8	Larry Johnson	2002
	8	Tony Hunt	2006
8.	7	Lenny Moore	1954
	7	Curt Warner	1981
	7	Blair Thomas	1987
	7	Ki-Jana Carter	1993
--	2	Nicholas Singleton	2024
--	2	Kaytron Allen	2024

GAME RUSHING YARDS BY A QUARTERBACK			
1.	250	Eugene "Shorty" Miller	Carnegie Tech, 1913
2.	175	Trace McSorley	Ohio State, 2018
3.	156	Chuck Peters	Syracuse, 1938
4.	138	Zack Mills	Ohio State, 2001
5.	125	Michael Robinson	Wisconsin, 2005
6.	122	Steve Rollins	Syracuse, 1938
7.	119	Sean Clifford	Indiana, 2020
8.	113	Tony Sacca	Pittsburgh, 1990
	113	Tommy Stevens	Maryland, 2017
10.	112	Michael Robinson	Minnesota, 2005

CAREER RUSHING YARDS BY A QUARTERBACK			
1.	1,697	Trace McSorley	2015-18
2.	1,637	Michael Robinson	2002-05
3.	1,073	Sean Clifford	2018-22
4.	670	Rashard Casey	1997-00
5.	667	John Hufnagel	1970-72
6.	625	Richie Lucas	1957-59
7.	619	Darryl Clark	2006-09
8.	584	Zack Mills	2001-04
9.	559	Beau Pribula	2023-pres.
10.	506	Tommy Stevens	2016-18
11.	483	Drew Allar	2022-pres.
12.	473	Will Lewis	2019-20

SEASON RUSHING YARDS BY A QUARTERBACK			
1.	806	Michael Robinson	2005
2.	798	Trace McSorley	2018
3.	491	Trace McSorley	2017
4.	402	Sean Clifford	2019
5.	396	Michael Robinson	2003
6.	365	Trace McSorley	2016
7.	346	John Hufnagel	1971
8.	335	Sean Clifford	2020
9.	329	Beau Pribula	2023
10.	325	Richie Lucas	1959
--	230	Beau Pribula	2024
--	225	Drew Allar	2024

CAREER RUSHING TOUCHDOWNS BY A QUARTERBACK			
1.	30	Trace McSorley	2015-18
2.	22	Darryl Clark	2007-09
3.	20	Michael Robinson	2002-05
4.	15	Sean Clifford	2018-22
5.	13	John Hufnagel	1970-72
6.	11	Zack Mills	2001-04
7.	10	Todd Blackledge	1980-82
10		Drew Allar	2022-pres.
10		Beau Pribula	2022-pres.

SEASON RUSHING TOUCHDOWNS BY A QUARTERBACK			
1.	12	Trace McSorley	2018
2.	11	Michael Robinson	2005
	11	Trace McSorley	2017
4.	10	Darryl Clark	2008
5.	7	Darryl Clark	2009
	7	Trace McSorley	2016
7.	6	Five Tied, Last:	
		Beau Pribula	2023
--	5	Drew Allar	2024
--	4	Beau Pribula	2024

PASSING

CAREER PASSING YARDAGE			
1.	10,661	Sean Clifford	2018-22
2.	9,899	Trace McSorley	2015-18
3.	8,457	Christian Hackenberg	2013-15
4.	7,212	Zack Mills	2001-04
5.	6,390	Matt McGloin	2009-12
6.	5,869	Tony Sacca	1988-91
7.	5,742	Darryl Clark	2006-09
8.	5,643	Drew Allar	2022-pres.
9.	5,382	Chuck Fusina	1975-78
10.	5,304	Kerry Collins	1991-94
11.	5,275	Anthony Morelli	2004-07
12.	4,812	Todd Blackledge	1980-82
13.	4,419	Wally Richardson	1992, 94-96
14.	3,710	Kevin Thompson	1996-99
15.	3,545	John Hufnagel	1970-72

SEASON PASSING YARDAGE			
1.	3,614	Trace McSorley	2016
2.	3,570	Trace McSorley	2017
3.	3,271	Matt McGloin	2012
4.	3,107	Sean Clifford	2021
5.	3,003	Darryl Clark	2009
6.	2,977	Christian Hackenberg	2014
7.	2,955	Christian Hackenberg	2013
8.	2,679	Kerry Collins	1994
9.	2,668	Drew Allar	2024
10.	2,654	Sean Clifford	2019

GAME PASSING YARDAGE			
1.	454	Christian Hackenberg vs. UCF	2014
2.	401	Sean Clifford vs. Villanova	2021
3.	399	Zack Mills vs. Iowa	2002
4.	398	Sean Clifford at Maryland	2019
5.	395	Matt McGloin vs. Indiana	2012
6.	391	Drew Allar at USC	2024
7.	384	Trace McSorley vs. Wisconsin	2016
8.	381	Trace McSorley at Michigan St.	2017
9.	379	Michael Robinson vs. Wisconsin	2003
10.	376	Trace McSorley vs. Michigan St.	2016
11.	371	C. Hackenberg vs. Boston Coll.	2014
	371	Sean Clifford vs. Ohio State	2022
13.	366	Mike McQueary vs. Pittsburgh	1997
14.	363	Sean Clifford at Maryland	2021
15.	361	Sean Clifford at Ohio State	2021
16.	358	Todd Blackledge at Miami (Fla.)	1981
17.	353	Darryl Clark vs. Akron	2009
18.	352	Kerry Collins at Michigan State	1993
19.	342	Trace McSorley vs. Washington	2017
20.	341	Darryl Clark vs. Michigan State	2008

LONGEST PASS PLAYS			
1.	95	Sean Clifford to Daniel George	vs. Kent St., 2018
2.	93	Trace McSorley to KJ Hamler	vs. Ohio State, 2018
3.	92	Bill Hess to Bob Higgins	at Pittsburgh, 1919
4.	88	Sean Clifford to KeAndre Lambert-Smith	vs. Utah, 2022
5.	86	Steve Joachim to Jim Scott	at Navy, 1971
	86	Sean Clifford to Jahan Dotson	at Maryland, 2021
7.	85	Trace McSorley to Saquon Barkley	vs. Georgia State, 2017
8.	83	Sean Clifford to KeAndre Lambert-Smith	vs. Villanova, 2021
9.	82	Matt Knizner at Eric Hamilton	vs. Pittsburgh, 1986
	82	Kerry Collins to Freddie Scott	vs. Rutgers, 1994
11.	80	Tom Sherman to Paul Johnson	at Maryland, 1967
	80	Doug Strang to Dean DiMidio	vs. Alabama, 1983
	80	Pat Devlin to Stephon Green	vs. Michigan, 2008
	80	Rob Bolden to Derek Moyer	vs. Illinois, 2010
	80	Trace McSorley to Irvin Charles	vs. Minnesota, 2016
16.	79	Lance Longeran to John Greene	vs. Maryland, 1988
	79	Kevin Thompson to Chafie Fields	at Miami (Fla.), 1999
	79	Darryl Clark to Chaz Powell	vs. Iowa, 2009
	79	Christian Hackenberg to Geno Lewis	vs. UCF, 2014
20.	78	Kevin Thompson to Chafie Fields	at Purdue, 1999
21.	76	Chuck Burkhardt to Tom Cherry	at UCLA, 1968
	76	John Hufnagel to Jimmy Scott	at Boston Coll., 1972
	76	Tom Shuman to Chuck Herd	vs. West Virginia, 1973
24.	75*	John Andress to Dick Barvinchak	at Iowa, 1975
	75	Tom Bill to David Daniels	vs. Temple, 1989
	75	Sean Clifford to Jahan Dotson	vs. Illinois, 2020
	75	Drew Allar to Tyler Warren	vs. Ole Miss, 2023

*non-scoring play

RECORD WATCH

GAME TD PASSES

1.	5	Tony Sacca vs. Georgia Tech	1991
5		Rashard Casey vs. La. Tech	2000
3.	4	29 times, Last:	
		Drew Allar at Maryland	2023

SEASON TOUCHDOWN PASSES

1.	29	Trace McSorley	2016
2.	28	Trace McSorley	2017
3.	25	Drew Allar	2023
4.	24	Daryll Clark	2009
	24	Matt McGloin	2012
	24	Sean Clifford	2022
7.	23	Sean Clifford	2019
8.	22	Todd Blackledge	1982
9.	21	Tony Sacca	1991
	21	Kerry Collins	1994
	21	Sean Clifford	2021
12.	20	Christian Hackenberg	2013
13.	19	Doug Strang	1983
	19	Anthony Morelli	2007
	19	Daryll Clark	2008
16.	18	Wally Richardson	1995
	18	Trace McSorley	2018
	18	Drew Allar	2024
19.	17	Mike McQueary	1997
	17	Zack Mills	2002
	17	Michael Robinson	2005

CAREER TOUCHDOWN PASSES

1.	86	Sean Clifford	2018-22
2.	77	Trace McSorley	2015-18
3.	48	Christian Hackenberg	2013-15
4.	47	Drew Allar	2022-pres.
5.	46	Matt McGloin	2009-12
6.	43	Daryll Clark	2006-09
7.	41	Todd Blackledge	1980-82
	41	Tony Sacca	1988-91
	41	Zack Mills	2001-04
10.	39	Kerry Collins	1991-94

GAME COMPLETIONS

1.	35	Matt McGloin vs. Northwestern	2012
	35	Sean Clifford at Ohio State	2022
3.	34	Christian Hackenberg vs. BC	2014
4.	33	Wally Richardson vs. Wisconsin	1995
5.	32	Christian Hackenberg vs. UCF	2014
	32	Trace McSorley vs. Washington	2017
	32	Sean Clifford vs. Ohio State	2022
8.	31	Christian Hackenberg vs. Ohio State	2014
	31	Trace McSorley at Iowa	2017
10.	30	Christian Hackenberg at Indiana	2013
	30	Drew Allar at USC	2024

SEASON COMPLETIONS

1.	284	Trace McSorley	2017
2.	270	Matt McGloin	2012
	270	Christian Hackenberg	2014
4.	261	Sean Clifford	2021
5.	234	Anthony Morelli	2007
6.	233	Drew Allar	2023
7.	232	Daryll Clark	2009
8.	231	Christian Hackenberg	2013
9.	226	Sean Clifford	2022
10.	224	Trace McSorley	2016
11.	208	Anthony Morelli	2006
12.	204	Drew Allar	2024
13.	193	Wally Richardson	1995
14.	192	Daryll Clark	2008
	192	Christian Hackenberg	2015
	192	Trace McSorley	2018

CAREER COMPLETIONS

1.	833	Sean Clifford	2018-22
2.	720	Trace McSorley	2015-18
3.	693	Christian Hackenberg	2013-15
4.	606	Zack Mills	2001-04
5.	513	Matt McGloin	2009-12
6.	472	Drew Allar	2023-pres.
7.	460	Anthony Morelli	2004-07
8.	444	Daryll Clark	2006-09
9.	401	Tony Sacca	1988-91
10.	378	Wally Richardson	1992, 94-96

GAME PASSING ATTEMPTS

1.	57	Sean Clifford vs. Maryland	2020
2.	55	Christian Hackenberg at Indiana	2013
3.	54	Kerry Collins at BYU	1992
4.	52	Sean Clifford at Ohio State	2021
5.	51	Rashard Casey vs. Iowa	2000
	51	Matt McGloin vs. Northwestern	2012
7.	50	Christian Hackenberg vs. BC	2014
8.	49	Zack Mills vs. Purdue	2004
	49	Christian Hackenberg vs. Ohio State	2014
10.	48	Wally Richardson vs. Wisconsin	1995
	48	Matt McGloin vs. Ohio	2012
	48	Trace McSorley at Iowa	2017

SEASON PASSING ATTEMPTS

1.	484	Christian Hackenberg	2014
2.	446	Matt McGloin	2012
3.	429	Sean Clifford	2021
4.	427	Trace McSorley	2017
5.	402	Anthony Morelli	2007
6.	392	Christian Hackenberg	2013
7.	389	Drew Allar	2023
8.	387	Trace McSorley	2016
9.	386	Anthony Morelli	2006
10.	381	Daryll Clark	2009
11.	361	Trace McSorley	2018
12.	359	Christian Hackenberg	2015
13.	351	Sean Clifford	2022
14.	335	Wally Richardson	1995
15.	333	Zack Mills	2002
--	285	Drew Allar	2024

CAREER PASSING ATTEMPTS

1.	1,356	Sean Clifford	2018-22
2.	1,235	Christian Hackenberg	2013-15
3.	1,215	Trace McSorley	2015-18
4.	1,082	Zack Mills	2001-04
5.	894	Matt McGloin	2009-12
6.	824	Tony Sacca	1988-91
7.	821	Anthony Morelli	2004-07
8.	738	Daryll Clark	2006-09
9.	734	Drew Allar	2022-pres.
10.	692	Wally Richardson	1992, 94-96
11.	664	Chuck Fusina	1975-78
12.	658	Todd Blackledge	1980-82
13.	657	Kerry Collins	1991-94
14.	547	John Shaffer	1983-86
15.	505	Michael Robinson	2002-05

SEASON COMPLETION PCT.

(Min. 100 attempts)

1.	.716 (204-285)	Drew Allar	2024
2.	.667 (176-264)	Kerry Collins	1994
3.	.665 (224-387)	Trace McSorley	2017
4.	.644 (226-351)	Sean Clifford	2022
5.	.632 (86-136)	John Hufnagel	1971
6.	.609 (192-321)	Daryll Clark	2009
7.	.608 (261-429)	Sean Clifford	2021
8.	.606 (152-251)	Sean Clifford	2020
9.	.605 (270-446)	Matt McGloin	2012
10.	.599 (233-389)	Drew Allar	2023
11.	.598 (192-321)	Daryll Clark	2008
12.	.593 (192-361)	Trace McSorley	2018
13.	.592 (189-319)	Sean Clifford	2019
14.	.589 (231-392)	C. Hackenberg	2013
15.	.582 (234-402)	Anthony Morelli	2007
16.	.580 (112-193)	Rob Bolden	2010
17.	.579 (224-387)	Trace McSorley	2016
18.	.579 (169-292)	Tony Sacca	1991
19.	.578 (155-268)	Zack Mills	2004
20.	.577 (142-246)	Chuck Fusina	1977

CAREER COMPLETION PCT.

(Min. 200 attempts)

1.	.643 (472-734)	Drew Allar	2022-pres.
2.	.614 (833-1356)	Sean Clifford	2018-22
3.	.602 (444-738)	Daryll Clark	2006-09
4.	.593 (720-1215)	Trace McSorley	2015-18
5.	.574 (513-894)	Matt McGloin	2009-12
6.	.563 (370-657)	Kerry Collins	1991-94
7.	.561 (693-1235)	C. Hackenberg	2013-14
8.	.560 (606-1082)	Zack Mills	2001-04
9.	.560 (460-821)	Anthony Morelli	2004-07
10.	.559 (371-664)	Chuck Fusina	1975-78

SEASON YARDS PER ATTEMPT

(Min. 100 attempts)

1.	10.1	Kerry Collins	1994
2.	9.4	John Hufnagel	1972
	9.4	Drew Allar	2024
4.	9.3	Trace McSorley	2016
5.	9.0	Chuck Fusina	1977
6.	8.7	John Hufnagel	1971
	8.7	Mike McQueary	1997
8.	8.5	Tom Shuman	1973
	8.5	Tony Sacca	1991
10.	8.4	Trace McSorley	2017

CAREER YARDS PER ATTEMPT

(Min. 200 attempts)

1.	8.9	Mike McQueary	1995-97
2.	8.7	John Hufnagel	1970-72
3.	8.1	Chuck Fusina	1975-78
	8.1	Kerry Collins	1991-94
	8.1	Trace McSorley	2015-18
6.	7.9	Tom Shuman	1972-74
	7.9	Sean Clifford	2018-22
8.	7.8	Daryll Clark	2005-09
9.	7.7	Drew Allar	2022-pres.
10.	7.5	Tom Sherman	1965-67
	7.5	Kevin Thompson	1996-98

SEASON YARDS PER COMPLETION

(Min. 100 attempts)

1.	17.7	John Hufnagel	1972
2.	16.6	Tom Shuman	1973
3.	16.1	Trace McSorley	2016
4.	15.6	Chuck Fusina	1977
5.	15.5	Tom Sherman	1967
6.	15.3	Tony Sacca	1990
7.	15.2	Kerry Collins	1994
	15.2	Tony Sacca	1988
9.	15.1	Mike McQueary	1997
10.	13.1	Drew Allar	2024

CAREER YARDS PER COMPLETION

(Min. 200 attempts)

1.	16.0	Mike McQueary	1995-97
2.	15.9	Tom Sherman	1965-67
3.	15.8	John Hufnagel	1970-72
4.	15.4	Tom Shuman	1972-74
5.	14.7	Doug Strang	1981-84
6.	14.6	Tony Sacca	1988-91
7.	14.5	Chuck Fusina	1975-78
8.	14.3	Kerry Collins	1991-94
9.	14.2	Michael Robinson	2002-05
10.	14.2	Tom Bill	1987-90

SEASON TOUCHDOWN PASS PCT.

(Min. 100 attempts)

1.	8.08	Tom Shuman	1973
2.	7.95	Kerry Collins	1994
3.	7.85	Kevin Thompson	1999
4.	7.53	Todd Blackledge	1982
5.	7.49	Trace McSorley	2016
6.	7.41	Pete Liske	1962
7.	7.35	John Hufnagel	1971
8.	7.34	Doug Strang	1983
9.	7.21	Sean Clifford	2019
10.	7.19	Tony Sacca	1991
--	6.32	Drew Allar	2024

CAREER TOUCHDOWN PASS PCT.

1.	9.14	Elwood Petchel	1946-48
2.	7.67	Tom Shuman	1972-74
3.	7.17	Mike McQueary	1994-97
4.	6.76	Galen Hall	1959-61
	6.76	Pete Liske	1961-63
6.	6.48	John Sacca	1992-93
7.	6.40	Drew Allar	2022-pres.
8.	6.37	John Hufnagel	1970-72
9.	6.34	Sean Clifford	2018-22
10.	6.33	Trace McSorley	2015-18

SEASON PASSING EFFICIENCY

(Min. 100 attempts)

1.	172.9	Kerry Collins	1994
2.	167.5	Drew Allar	2024
3.	156.9	Trace McSorley	2016
4.	153.7	Trace McSorley	2017
5.	151.8	John Hufnagel	1971
6.	150.5	Sean Clifford	2022
7.	149.8	Tony Sacca	1991
8.	148.5	Sean Clifford	2019
9.	148.0	John Hufnagel	1972
10.	146.4	Chuck Fusina	1977

CAREER PASSING EFFICIENCY

(Min. 200 attempts)

1.	148.1	Drew Allar	2022-pres.
2.	145.6	Mike McQueary	1994-97
3.	144.5	Trace McSorley	2015-18
4.	143.8	Sean Clifford	2018-22
5.	140.8	John Hufnagel	1970-72
6.	140.4	Daryll Clark	2006-09
7.	137.3	Kerry Collins	1991-94
8.	132.7	Chuck Fusina	1975-78
9.	128.3	Matt McGloin	2009-12
10.	128.0	Tom Shuman	1972-74

SEASON INTERCEPTION PCT.

(Min. 100 attempts)

1.	0.26	Drew Allar	2023
2.	1.12	Matt McGloin	2012
3.	1.46	Kerry Collins	1992
4.	1.67	Christian Hackenberg	2015
5.	1.71	Tony Sacca	1991
6.	1.75	Drew Allar	2024
7.	1.79	Wally Richardson	1995
8.	1.86	Daryll Clark	2008
9.	1.94	John Sacca	1992
	1.94	Trace McSorley	2018

CAREER INTERCEPTION PCT.

(Min. 200 attempts)

1.	0.95	Drew Allar	2022-pres.
2.	2.02	Wally Richardson	1992, 94-96
3.	2.06	Trace McSorley	2015-18
4.	2.10	Matt McGloin	2009-12
5.	2.14	Anthony Morelli	2004-07
6.	2.17	Daryll Clark	2006-09
7.	2.29	Sean Clifford	2018-22
8.	2.31	John Sacca	1992-93
	2.31	Anthony Morelli	2004-07
10.	2.51	Christian Hackenberg	2013-15

CAREER WINNING PERCENTAGE

AS A STARTING QB

(minimum 10 starts)

1.	1.000	22-0-0	Chuck Burkhart	1968-69
2.	.962	25-1-0	John Shaffer	1984-86
3.	.917	22-2-0	Tom Shuman	1972-74
4.	.897	26-3-0	John Hufnagel	1970-72
5.	.879	29-4-0	Todd Blackledge	1980-82
6.	.871	27-4-0	Chuck Fusina	1976-78
7.	.846	22-4-0	Darryll Clark	2006-09
8.	.840	21-4-0	Drew Allar	2022-pres.
9.	.808	21-5-0	Kerry Collins	1994-97
	.808	21-5-0	Wally Richardson	1992, 94-96

RECORD WATCH

CAREER 300-YD. PASSING GAMES

1.	10	Trace McSorley	2015-18
2.	9	Christian Hackenberg	2013-15
3.	8	Sean Clifford	2018-22
4.	6	Matt McGloin	2009-12
5.	4	Kerry Collins	1991-94
--	3	Drew Allar	2022-pres.

SEASON 200-YD. PASSING GAMES

1.	11	Matt McGloin	2012
	11	Trace McSorley	2016
	11	Trace McSorley	2017
4.	10	Kerry Collins	1994
5.	9	Christian Hackenberg	2013
6.	8	Darryll Clark	2009
	8	Sean Clifford	2021
	8	Sean Clifford	2022
	8	Drew Allar	2024
10.	7	Todd Blackledge	1982
	7	Michael Robinson	2005
	7	Anthony Morelli	2007
	7	Drew Allar	2023

CAREER 200-YD. PASSING GAMES

1.	28	Trace McSorley	2015-18
2.	27	Sean Clifford	2018-22
3.	21	Christian Hackenberg	2013-15
4.	18	Matt McGloin	2009-12
5.	16	Kerry Collins	1991-94
	16	Zack Mills	2001-04
7.	15	Drew Allar	2022-pres.
8.	14	Darryll Clark	2006-09
9.	11	Chuck Fusina	1975-78
	11	Tony Sacca	1988-91
	11	Anthony Morelli	2004-07

RECEIVING

CAREER RECEIVING YARDAGE

1.	3,026	Bobby Engram	1991, 93-95
2.	2,842	DaeSean Hamilton	2014-17
3.	2,771	Deon Butler	2005-08
4.	2,757	Jahan Dotson	2018-21
5.	2,479	Allen Robinson	2011-13
6.	2,421	Chris Godwin	2014-16
7.	2,395	Derek Moyer	2008-11
8.	2,015	Jordan Norwood	2005-08
9.	2,008	Bryant Johnson	1999-2002
10.	2,006	Kenny Jackson	1980-83
11.	1,988	O.J. McDuffie	1988-92
12.	1,920	Parker Washington	2020-22
13.	1,894	Joe Jurevicius	1994-97
14.	1,837	Jack Curry	1965-67
15.	1,825	Terry Smith	1988-91
16.	1,743	Derrick Williams	2005-08
17.	1,721	KeAndre Lambert-Smith	2020-23
18.	1,702	Tony Johnson	2000-03
19.	1,658	KJ Hamler	2018-19
20.	1,584	Tyler Warren	2020-pres.

SEASON RECEIVING YARDAGE

1.	1,432	Allen Robinson	2013
2.	1,182	Jahan Dotson	2021
3.	1,101	Chris Godwin	2015
4.	1,084	Bobby Engram	1995
5.	1,029	Bobby Engram	1994
6.	1,018	Allen Robinson	2012
7.	982	Chris Godwin	2016
8.	978	Tyler Warren	2024
9.	977	O.J. McDuffie	1992
10.	973	Freddie Scott	1994
11.	917	Bryant Johnson	2002
12.	904	KJ Hamler	2019
13.	899	DaeSean Hamilton	2014
14.	885	Derek Moyer	2010
15.	884	Jahan Dotson	2020

GAME RECEIVING YARDAGE

1.	242	Jahan Dotson at Maryland	2021
2.	224	Tyler Warren at USC	2024
3.	216	Deon Butler at Northwestern	2006
4.	212	O.J. McDuffie vs. Boston College	1992
5.	203	Bobby Engram at Purdue	1995
6.	200	Bobby Engram at Rutgers	1994

CAREER RECEIVING TDs

1.	31	Bobby Engram	1991, 93-95
2.	25	Kenny Jackson	1980-83
	25	Jahan Dotson	2018-21
4.	22	Deon Butler	2005-08
5.	18	Derek Moyer	2008-11
	18	Chris Godwin	2014-16
	18	DaeSean Hamilton	2014-17
8.	17	Allen Robinson	2011-13
	17	Tyler Warren, TE	2020-pres.
10.	16	O.J. McDuffie	1988-92
	16	Pat Freiermuth, TE	2018-20
12.	15	Terry Smith	1988-91
	15	Joe Jurevicius	1994-97
	15	Mike Gesicki, TE	2014-17

SEASON RECEIVING TDs

1.	13	Bobby Engram	1993
2.	12	Jahan Dotson	2021
3.	11	Bobby Engram	1995
	11	Allen Robinson	2012
	11	Chris Godwin	2016
6.	10	Joe Jurevicius	1997
7.	9	O.J. McDuffie	1992
	9	Freddie Scott	1994
	9	Deon Butler	2005
	9	Mike Gesicki	2017
	9	DaeSean Hamilton	2017
12.	8	Terry Smith	1991
	8	Derek Moyer	2010
	8	Pat Freiermuth	2018
	8	KJ Hamler	2019
	8	Jahan Dotson	2020
--	6	Tyler Warren	2024
--	4	Nicholas Singleton	2024

CAREER RECEPTIONS

1.	214	DaeSean Hamilton	2014-17
2.	183	Jahan Dotson	2018-21
3.	179	Deon Butler	2005-08
4.	177	Allen Robinson	2011-13
5.	167	Bobby Engram	1991, 93-95
6.	161	Derrick Williams	2005-08
7.	158	Jordan Norwood	2005-08
8.	154	Chris Godwin	2014-16
9.	146	Parker Washington	2020-22
10.	144	Derek Moyer	2008-11
11.	130	Tyler Warren	2020-pres.
12.	129	Mike Gesicki, TE	2014-17
13.	126	KeAndre Lambert-Smith	2020-23
14.	125	O.J. McDuffie	1988-92
15.	117	Jack Curry	1965-67
16.	110	Bryant Johnson	1999-2002
17.	109	Kenny Jackson	1980-83
18.	108	Terry Smith	1988-91
19.	107	Tony Johnson	2000-03
20.	102	Saquon Barkley, RB	2015-17

SEASON RECEPTIONS

1.	97	Allen Robinson	2013
2.	91	Jahan Dotson	2021
3.	82	DaeSean Hamilton	2014
4.	81	Tyler Warren, TE	2024
5.	77	Allen Robinson	2012
6.	69	Chris Godwin	2015
7.	64	Parker Washington	2021
8.	63	O.J. McDuffie	1992
	63	Bobby Engram	1995
10.	59	Chris Godwin	2016
11.	57	Mike Gesicki, TE	2017
12.	56	KJ Hamler	2019
13.	55	Terry Smith	1991
	55	Derrick Williams	2007
	55	Geno Lewis	2014

CAREER 100-YD. RECEIVING GAMES

1.	16	Bobby Engram	1991, 93-95
2.	11	Jahan Dotson	2018-21
3.	10	Allen Robinson	2011-13
4.	9	Joe Jurevicius	1994-97
	9	Chris Godwin	2014-16
	9	DaeSean Hamilton	2014-17
7.	8	Bryant Johnson	1999-2002
8.	7	O.J. McDuffie	1988-92
9.	6	Kenny Jackson	1980-83
	6	Freddie Scott	1993-95
	6	Deon Butler	2005-08
	6	Derek Moyer	2008-11
--	5	Tyler Warren	2020-pres.

SEASON 100-YD. RECEIVING GAMES

1.	8	Allen Robinson	2013
2.	6	Bobby Engram	1993
	6	Bobby Engram	1995
4.	5	O.J. McDuffie	1992
	5	Freddie Scott	1994
	5	Joe Jurevicius	1996
	5	Bryant Johnson	2001
	5	Chris Godwin	2015
	5	Jahan Dotson	2020
	5	Jahan Dotson	2021
11.	4	Six times, Most recently by:	
--	1	Tyler Warren	2024
--	1	Liam Clifford	2024
--	1	Omari Evans	2024
--	1	Harrison Wallace III	2024

TOTAL OFFENSE

CAREER TOTAL OFFENSE

	Yards	Rush	Pass		
1.	11,734	1,073	10,661	Sean Clifford	2018-22
2.	11,596	1,697	9,899	Trace McSorley	2015-18
3.	8,215	-242	8,457	Christian Hackenberg	2013-15
4.	7,796	584	7,212	Zack Mills	2001-04
5.	6,361	619	5,742	Darryll Clark	2006-09
6.	6,325	-65	6,390	Matt McGloin	2009-12
7.	6,126	483	5,643	Drew Allar	2022-pres.
8.	6,000	131	5,869	Tony Sacca	1988-91
9.	5,300	-4	5,304	Kerry Collins	1991-94
10.	5,168	1,637	3,531	Michael Robinson	2002-05
11.	5,162	-220	5,382	Chuck Fusina	1975-78
12.	5,154	-121	5,275	Anthony Morelli	2004-07
13.	4,911	99	4,812	Todd Blackledge	1980-82
14.	4,212	667	3,545	John Hufnagel	1970-72
15.	4,182	-237	4,419	Wally Richardson	1992, 94-96

SEASON TOTAL OFFENSE

	Yards	Rush	Pass		
1.	4,061	491	3,570	Trace McSorley	2017
2.	3,979	212	3,614	Trace McSorley	2016
3.	3,328	798	2,530	Trace McSorley	2018
4.	3,270	163	3,107	Sean Clifford	2021
5.	3,220	-51	3,271	Matt McGloin	2012
6.	3,214	211	3,003	Darryll Clark	2009
7.	3,156	806	2,350	Michael Robinson	2005
8.	3,056	402	2,654	Sean Clifford	2019
9.	2,998	176	2,822	Sean Clifford	2022
10.	2,893	225	2,668	Drew Allar	2024
11.	2,887	-68	2,955	Christian Hackenberg	2013
12.	2,883	-94	2,977	Christian Hackenberg	2014
13.	2,874	282	2,592	Darryll Clark	2008
14.	2,837	206	2,631	Drew Allar	2023
15.	2,660	-19	2,679	Kerry Collins	1994

GAME TOTAL OFFENSE

	Yards	Rush	Pass		
1.	461	175	286	T. McSorley vs. Ohio State	2018
2.	456	2	454	C. Hackenberg vs. UCF	2014
3.	452	54	398	S. Clifford at Maryland	2019
4.	423	32	391	D. Allar at USC	2024
5.	418	138	280	Z. Mills vs. Ohio State	2001
6.	408	73	335	T. McSorley vs. Minnesota	2016
7.	402	60	342	T. McSorley vs. Washington	2017
8.	398	19	379	M. Robinson vs. Wisconsin	2003
9.	393	-8	401	S. Clifford vs. Villanova	2002
10.	389	-10	399	Z. Mills vs. Iowa	2021
	389	13	376	T. McSorley vs. Michigan St.	2016

CAREER TDs RESPONSIBLE FOR

1.	107	Trace McSorley	2015-18
2.	101	Sean Clifford	2018-22
3.	65	Darryll Clark	2006-09
4.	57	Drew Allar	2022-pres.
5.	55	Christian Hackenberg	2013-15
6.	54	Saquon Barkley	2015-17
7.	53	Zack Mills	2001-04
	53	Matt McGloin	2009-12
9.	51	Todd Blackledge	1980-82
10.	47	Tony Sacca	1988-91
11.	46	Michael Robinson	2002-05
12.	43	Chuck Fusina	1975-78
13.	41	Lydell Mitchell	1969-71

SEASON TDs RESPONSIBLE FOR

1.	39	Trace McSorley	2017
2.	36	Trace McSorley	2016
3.	31	Darryll Clark	2009
4.	30	Trace McSorley	2018
5.	29	Lydell Mitchell	1971
	29	Darryll Clark	2008
	29	Matt McGloin	2012
	29	Sean Clifford	2022
	29	Drew Allar	2023
10.	28	Michael Robinson	2005
	28	Sean Clifford	2019
12.	25	Todd Blackledge	1982
	25	Tony Sacca	1991
14.	24	Christian Hackenberg	2013
	24	Doug Strang	1983
	24	Saquon Barkley	2017
--	23	Drew Allar	2024

SEASON TOTAL OFFENSE

YARDS PER PLAY

1.	9.64	Kerry Collins	1994
2.	8.22	Drew Allar	2024
3.	8.19	Tom Shuman	1973
4.	7.88	Chuck Fusina	1977
5.	7.77	Ki-Jana Carter	1994
6.	7.70	Larry Johnson	2002
7.	7.47	Trace McSorley	2016
8.	7.18	Darryll Clark	2008
9.	7.13	Sean Clifford	2022
10.	7.12	John Hufnagel	1971

ALL-PURPOSE

CAREER ALL-PURPOSE YARDAGE

1.	5,538	Saquon Barkley	2015-17
2.	5,045	Larry Johnson	1999-2002
3.	4,982	Curt Warner	1979-82
4.	4,512	Blair Thomas	1985-87, 89
5.	4,502	Evan Royster	2007-10
6.	4,231	Tony Hunt	2003-06
7.	4,178	Nicholas Singleton	2022-pres.
8.	4,156	Derrick Williams	2005-08
9.	4,043	Bobby Engram	1991, 93-95
10.	4,034	Curtis Enis	1995-97
11.	3,904	Lydell Mitchell	1969-71
12.	3,895	D.J. Dozier	1983-86
13.	3,865	O.J. McDuffie	1988-92
14.	3,735	John Cappelletti	1971-73
15.	3,549	Matt Suhey	1976-79
16.	3,543	Lenny Moore	1953-55
17.	3,436	Eric McCoo	1998-2001

SEASON ALL-PURPOSE YARDAGE

1.	2,6
----	-----

RECORD WATCH

GAME ALL-PURPOSE YARDAGE

1.	358	Saquon Barkley at Iowa	2017
2.	341	Curt Warner at Syracuse	1981
3.	327	Larry Johnson at Indiana	2002
4.	306	Saquon Barkley vs. USC	2016
5.	302	Harry Wilson vs. Navy	1923
6.	297	Larry Johnson vs. Illinois	2002
7.	295	Bob Campbell at Navy	1967
8.	289	Larry Johnson vs. Michigan State	2002
9.	282	Gary Hayman vs. NC State	1973
	282	Stephen Pitts vs. Iowa	1995

KICKING

CAREER FIELD GOALS

1.	78	Kevin Kelly	2005-08
2.	54	Sam Ficken	2011-14
3.	50	Craig Fayak	1990-93
4.	49	Jake Pinegar	2018-22
5.	47	Travis Forney	1996-99
6.	45	Brett Conway	1993-96
7.	40	Massimo Manca	1982, 84-86
8.	39	Matt Bahr	1976-78
	39	Robbie Gould	2001-04
	39	Tyler Davis	2015-17

CAREER FIELD GOAL ATTEMPTS

1.	107	Kevin Kelly	2005-08
2.	80	Craig Fayak	1990-93
3.	75	Sam Ficken	2011-14
4.	67	Jake Pinegar	2018-22
5.	63	Chris Bahr	1973-75
	63	Travis Forney	1996-99
7.	61	Matt Bahr	1976-78
	61	Brett Conway	1993-96
	61	Robbie Gould	2002-04
10.	59	Massimo Manca	1982, 84-86

SEASON FIELD GOAL PCT.

(Min. 10 Attempts)

1.	91.7	Tyler Davis	2016
	91.7	Jake Pinegar	2019
3.	84.6	Ryan Barker	2024
4.	83.3	Kevin Kelly	2008
5.	82.8	Sam Ficken	2014
6.	82.6	Ray Tarasi	1989
7.	82.4	Anthony Fera	2011
8.	81.5	Matt Bahr	1978
9.	81.0	Nick Gancitano	1983
10.	80.8	Travis Forney	1999
	80.8	Massimo Manca	1985

CAREER FIELD GOAL PCT.

1.	79.6	Tyler Davis	2015-17
2.	77.6	Nick Gancitano	1981-84
3.	75.0	Collin Wagner	2006-10
4.	74.6	Travis Forne.	1996-99
5.	73.8	Brett Conway	1993-96
6.	73.1	Jake Pinegar	2018-22
7.	72.9	Kevin Kelly	2005-08
8.	72.0	Sam Ficken	2011-14
9.	69.0	Herb Menhardt	1976, 78-80
10.	67.8	Massimo Manca	1982, 84-86

LONGEST FIELD GOALS

1.	57	Jordan Stout vs. Pitt	2019
2.	55	Chris Bahr at Temple	1975
	55	Chris Bahr at Ohio State	1975
	55	Chris Bahr at Syracuse	1975
5.	54	Herb Menhardt at NC State	1979
	54	Sam Ficken vs. Kent State	2013
7.	53	Massimo Manca vs. Notre Dame	1985
	53	Kevin Kelly vs. Iowa	2007
	53	Jordan Stout vs. Idaho	2019
10.	52	Chris Bahr vs. West Virginia	1975
	52	Eric Etze at Notre Dame	1988
	52	Brett Conway vs. Temple	1996
	52	Kevin Kelly at Syracuse	2008
	52	Jordan Stout vs. Michigan	2021
14.	51	Pete Mauthe at Pittsburgh	1912
	51	Brett Conway vs. Michigan	1995
	51	Ryan Primanti vs. Illinois	2000
	51	Robbie Gould at Wisconsin	2002

18.	50	Chris Bahr at Syracuse	1973
	50	Chris Bahr at Pittsburgh	1974
	50	Matt Bahr vs. Syracuse	1978
	50	Massimo Manca vs. Alabama	1985
	50	Massimo Manca vs. Notre Dame	1985
	50	Craig Fayak at Alabama	1990
	50	Travis Forney at Minnesota	1998
	50	Robbie Gould vs. Virginia	2002
	50	Kevin Kelly at Wisconsin	2008
	50	Sam Ficken vs. Temple	2014
	50	Jordan Stout vs. Ohio State	2020
	50	Jordan Stout vs. Indiana	2021
	50	Jake Pinegar at Indiana	2022
	50	Jake Pinegar vs. Maryland	2022
	50	Alex Felkins vs. Indiana	2023

SEASON EXTRA POINTS MADE

1.	71	Tyler Davis	2017
2.	62	Brett Conway	1994
	62	Tyler Davis	2016
4.	60	Kevin Kelly	2008
5.	59	Al Vitiello	1971
6.	57	Jake Pinegar	2022
7.	56	Jake Pinegar	2019
8.	53	Jake Pinegar	2018
9.	49	Kevin Kelly	2005
10.	47	Alex Felkins	2023

CAREER EXTRA POINTS MADE

1.	195	Jake Pinegar	2018-22
2.	183	Kevin Kelly	2005-08
3.	144	Tyler Davis	2015-17
4.	141	Brett Conway	1993-96
5.	132	Craig Fayak	1990-93
6.	117	Travis Forney	1996-99
7.	115	Robbie Gould	2002-04
8.	109	Sam Ficken	2011-14
9.	98	Al Vitiello	1971-72
10.	86	Massimo Manca	1982, 84-86

CAREER PAT PCT.

(Min. 50 Attempts)

1.	100.0 (59-59)	Herb Menhardt	1976, 78-80
	100.0 (85-85)	Collin Wagner	2006-10
	100.0 (144-144)	Tyler Davis	2015-17
4.	99.3 (141-142)	Brett Conway	1993-96
5.	98.9 (183-185)	Kevin Kelly	2005-08
6.	98.9 (86-87)	Massimo Manca	1982, 84-86
7.	97.3 (109-112)	Sam Ficken	2011-14
8.	96.7 (117-121)	Travis Forney	1996-99
9.	96.5 (195-202)	Jake Pinegar	2018-22
10.	96.2 (76-79)	Nick Gancitano	1981-84

PUNTING

PUNT AVERAGE, CAREER

(Min. 50 punts)

1.	44.54	Jordan Stout	2019-21
2.	44.45	Riley Thompson	2023-pres.
3.	44.28	Barney Amor	2022
4.	43.13	Jeremy Boone	2007-09
5.	43.03	Blake Gillikin	2016-19
6.	43.00	George Reynolds	1980-83
7.	41.84	Pat Pidgeon	1996-99
8.	41.79	Ralph Giacommaro	1979-82
9.	41.74	Jeremy Kapinos	2003-06
10.	41.73	Anthony Fera	2008-11

PUNT AVERAGE, SEASON

(Min. 30 punts)

1.	46.01	Jordan Stout	2021
2.	45.80	Riley Thompson	2023
3.	44.28	Barney Amor	2022
4.	43.95	Blake Gillikin	2018
5.	43.55	Ralph Giacommaro	1981
6.	43.32	Jeremy Boone	2009
7.	43.31	Ralph Giacommaro	1980
8.	43.15	Blake Gillikin	2017
9.	43.03	Jeremy Boone	2008
10.	43.02	Jeremy Boone	2007

RETURNS

LONGEST PUNT RETURNS

1.	100	Jim Boring vs. Johns Hopkins	1933
2.	92	Mark Robinson vs. Rutgers	1982
3.	90	Bruce Branch vs. Indiana	1999
4.	85	Wally Triplett vs. West Virginia	1948
	85	Mike Guman at West Virginia	1978
6.	84	O.J. McDuffie at Syracuse	1989
7.	83	Gary Hayman vs. NC State	1973
8.	81	Bryant Johnson vs. Michigan State	2002
	81	Jahan Dotson vs. Michigan State	2020

LONGEST KICKOFF RETURNS

1.	101	Chuck Peters vs. NYU	1940
2.	100	Fritz Barrett vs. Carnegie Tech	1910
	100	Roger Kochman vs. Syracuse	1959
	100	Rich Mauti at Temple	1975
	100	Chaz Powell vs. Youngstown State	2010
	100	Lamont Wade vs. Illinois	2020
	100	Nicholas Singleton at Rutgers	2022
8.	98	Thomas Evans vs. Marshall	1930
	98	Gary Hayman at Maryland	1973
	98	Saquon Barkley vs. Indiana	2017

KICK RETURN AVERAGE, CAREER

(Min. 15 returns)

1.	29.6	Larry Joe	1946-48
2.	28.8	Curt Warner	1979-82
3.	28.4	Charlie Pittman	1967-69
4.	27.8	Saquon Barkley	2015-17
5.	26.9	Gary Hayman	1972-73
6.	26.3	Blair Thomas	1985-87, 89
7.	25.7	Roger Kochman	1959-62
8.	25.6	Chaz Powell	2008-11
9.	24.6	Lydell Mitchell	1969-71
10.	24.4	Shelly Hammonds	1990-93
--	24.3	Nicholas Singleton	2022-pres.

SCORING

CAREER SCORING

Points	TD	PAT	FG		
1.	425	1	*183	78	Kevin Kelly 2005-08
2.	342	0	195	49	Jake Pinegar 2018-22
3.	318	53	0	0	Saquon Barkley 2015-17
4.	282	0	132	50	Craig Fayak 1990-93
5.	276	0	141	45	Brett Conway 1993-96
6.	271	0	109	54	Sam Ficken 2011-14
7.	261	0	144	39	Tyler Davis 2015-17
8.	258	0	117	47	Travis Forney 1996-99
9.	246	41	0	0	Lydell Mitchell 1969-71
10.	232	0	115	39	Robbie Gould 2001-04
--	206	34	**2	0	Nicholas Singleton 2022-pres.

*2-pt conversion run; **2-pt conversion reception

SEASON SCORING

Points	TD	PAT	FG		
1.	174	29	0	0	Lydell Mitchell 1971
2.	140	23	**0	0	Larry Johnson 2002
3.	138	23	0	0	Ki-Jana Carter 1994
	138	23	0	0	Saquon Barkley 2017
5.	132	22	0	0	Saquon Barkley 2016
6.	128	0	62	22	Tyler Davis 2016
7.	122	20	**0	0	Curtis Enis 1997
8.	120	0	60	20	Kevin Kelly 2008
9.	119	11	—	—	Pete Mauthe 1909
10.	116	19	*0	0	Richie Anderson 1992

CAREER TOUCHDOWNS

1.	53	Saquon Barkley	2015-17
2.	41	Lydell Mitchell	1969-71
3.	38	Curtis Enis	1995-97
4.	36	Larry Johnson	1999-02
5.	35	Nicholas Singleton	2022-pres.
6.	34	Ki-Jana Carter	1992-94
7.	33	Curt Warner	1979-82
8.	32	Charlie Pittman	1967-69
	32	Bobby Engram	1991, 93-95
	32	Evan Royster	2007-10

DEFENSE

CAREER TACKLES FOR LOSS

(Since 1975)

1.	70.0	Courtney Brown	1996-99
2.	51.0	Brandon Short	1996-99
3.	45.0	Larry Kubin	1977-80
4.	43.0	Bruce Clark	1976-79
	43.0	Justin Kurpeikis	1997-00
6.	42.0	Michael Haynes	1999-02
7.	41.0	Shane Conlan	1983-86
8.	39.0	LaVar Arrington	1997-99
	39.0	Jimmy Kennedy	1999-02
10.	38.0	Anthony Zettel	2012-15
11.	37.0	Yetur Gross-Matos	2017-19
12.	36.0	Matt Millen	1976-79
	36.0	Tamba Hali	2002-05
14.	35.5	Abdul Carter	2022-pres.
15.	34.0	Paul Poslusznny	2003-06
	34.0	Dan Connor	2004-07

SEASON TACKLES FOR LOSS

(Since 1975)

1.	29.0	Courtney Brown	1999
2.	24.0	Terry Killens	1995
3.	23.0	Larry Kubin	1979
	23.0	Courtney Brown	1998
	23.0	Michael Haynes	2002
6.	21.5	Maurice Evans	2007
7.	21.0	Tyoka Jackson	1993
8.	20.0	Bruce Clark	1978
	20.0	Todd Atkins	1994
	20.0	LaVar Arrington	1999
	20.0	Aaron Maybin	2008
	20.0	Yetur Gross-Matos	2018
13.	19.5	Carl Nassib	2015
	19.5	Abdul Carter	2022-pres.
15.	18.0	Five Tied, Last:	
		Justin Kurpeikis	2000

CAREER SACKS

(Since 1975)

1.	33.0	Courtney Brown	1996-99
2.	30.0	Larry Kubin	1977-80
3.	25.5	Shane Conlan	1983-86
	25.5	Michael Haynes	1999-02
5.	24.5	Tyoka Jackson	1990-93
6.	22.0	Matt Millen	1976-79
7.	21.0	Todd Atkin	1992-95
	21.0	Abdul Carter	2022-pres.
9.	20.5	Shaka Toney	2017-20
10.	20.0	Rich McKenzie	1989-92
	20.0	Anthony Zettel	2012-15

SEASON SACKS

(Since 1975)

1.	15.5	Carl Nassib	2015
2.	15.0	Larry Kubin	1979
	15.0	Michael Haynes	2002
4.	13.5	Courtney Brown	1999
5.	12.5	Maurice Evans	2007
6.	12.0	Larry Kubin	1978
	12.0	Aaron Maybin	2008
8.	11.5	Shane Conlan	1983
	11.5	Courtney Brown	1998
10.	11.0	Mark D'Onofrio	1989
	11.0	Terry Killens	1995
	11.0	Tamba Hali	2005
13.0	11.0	Brad Sciolì	1998
	10.0	Abdul Carter	2022-pres.

GAME RECAPS



Game 1

Penn State (1-0, 0-0)	34
West Virginia (0-1, 0-0)	12

August 31, 2024 • 62,084

Milan Puskar Stadium • Morgantown, W. Va.

	1	2	3	4	OT	Final
PSU	0	20	7	7	0	34
WVU	0	6	0	6	0	12

	PSU	WVU
First Downs	21	19
Rushes-Yards	42-222	37-85
Passing Yards	235	161
Comp-Att-Int	12-18-0	15-29-1
Total Offense	457	246
Plays	60	66
Fumbles (#-Lost)	1-1	4-2
Penalties (#-Lost)	8-60	1-5
Possession Time	30:25	29:35
3rd Down Conv.	5-11	4-14
Red Zone	3-3	3-4

Passing (Comp-Att-TD-Int-Yds)

PSU: Allar 11-17-3-0-216; Pribula 1-1-1-0-19.
WVU: Greene 15-28-0-0-161; Marchiol 0-1-0-1-0.

Rushing (Att-Yds-TD)

PSU: Singleton 13-114-1; Allar 6-44-0.
WVU: Donaldson 12-42-1; White 8-33-0.

Receiving (Rec-Yds-TD)

PSU: Wallace III 5-117-2; Warren 3-30-1; Evans 2-55-0.
WVU: Ray 4-37-0; Fox 2-41-0; Clement 2-34-0.

Scoring Summary

Quarter, Time	Play	Score
2Q, 14:53	PSU Wallace 50 yd pass Allar	6-0
2Q, 9:46	PSU Allen 20 yd pass Allar	13-0
2Q, 6:15	WVU Hayes 38 yd field goal	13-3
2Q, 0:37	WVU Hayes 39 yd field goal	13-6
2Q, 0:06	PSU Wallace 18 yd pass Allar	20-6
3Q, 10:16	PSU Singleton 40 yd rush	27-6
4Q, 12:49	WVU Donaldson 1 yd rush	27-12
4Q, 9:00	PSU Warren 19 yd pass Pribula	34-12

Game 2

Penn State (2-0, 0-0)	34
Bowling Green (0-2, 0-0)	27

September 7, 2024 • 103,861

Beaver Stadium • University Park, Pa.

	1	2	3	4	OT	Final
BGSU	10	14	0	3	0	27
PSU	7	13	7	7	0	34

	BGSU	PSU
First Downs	20	21
Rushes-Yards	26-121	37-234
Passing Yards	254	204
Comp-Att-Int	25-40-2	13-20-1
Total Offense	375	438
Plays	66	57
Fumbles (#-Lost)	0-0	1-0
Penalties (#-Lost)	3-18	7-76
Possession Time	32:00	28:00
3rd Down Conv.	7-14	2-9
Red Zone	3-3	3-4

Passing (Comp-Att-TD-Int-Yds)

PSU: Allar 13-20-2-1-204.
BGSU: Bazelak 25-39-2-2-254.

Rushing (Att-Yds-TD)

PSU: Singleton 13-119-1; Allen 14-101-0.
BGSU: Patterson 16-57-0; Johnson 5-46-1.

Receiving (Rec-Yds-TD)

PSU: Warren 8-146-0; Evans 2-34-1; Singleton 1-14-1.
BGSU: Fannin 11-137-1; Johnson 8-81-1; Pegues 3-11-0.

Scoring Summary

Quarter, Time	Play	Score
1Q, 12:39	BGSU Fannin 6 yd pass Bazelak	0-7
1Q, 10:14	PSU Allar 5 yd rush	7-7
1Q, 4:50	BGSU Kleather 33 yd field goal	7-10
2Q, 12:48	BGSU Johnson 15 yd pass Bazelak	7-17
2Q, 11:48	PSU Evans 29 yd pass Allar	14-17
2Q, 5:28	PSU Sahaydak 43 yd field goal	17-17
2Q, 3:32	BGSU Johnson 41 yd rush	17-24
2Q, 0:10	PSU Sahaydak 28 yd field goal	20-24
3Q, 6:13	PSU Singleton 14 yd pass Allar	27-24
4Q, 4:09	PSU Singleton 41 yd rush	34-24
4Q, 0:47	BGSU Kleather 42 yd field goal	34-27

Game 3

Penn State (3-0, 0-0)	56
Kent State (0-4, 0-0)	0

September 21, 2024 • 109,526

Beaver Stadium • University Park, Pa.

	1	2	3	4	OT	Final
KENT	0	0	0	0	0	0
PSU	7	21	14	14	0	56

	KENT	PSU
First Downs	6	40
Rushes-Yards	30-49	50-309
Passing Yards	18	409
Comp-Att-Int	2-13-0	24-31-1
Total Offense	67	718
Plays	43	81
Fumbles (#-Lost)	1-0	1-0
Penalties (#-Lost)	2-20	7-65
Possession Time	24:19	35:41
3rd Down Conv.	1-11	8-10
Red Zone	0-0	7-7

Passing (Comp-Att-TD-Int-Yds)

PSU: Allar 17-21-3-0-309; Pribula 6-9-1-1-83.
KENT: Sherrod 2-6-0-0-18; Ulatowski 0-6-0-0-0.

Rushing (Att-Yds-TD)

PSU: Singleton 11-81-0; Allen 11-66-0.
KENT: Harris 10-20-0; Thomas 4-16-0.

Receiving (Rec-Yds-TD)

PSU: Warren 5-50-0; Evans 4-116-1; Clifford 3-64-1.
KENT: Banks 1-13; Floriea 1-5.

Scoring Summary

Quarter, Time	Play	Score
1Q, 2:38	PSU Warren 16 yd pass Allar	7-0
2Q, 5:49	PSU Singleton 17 yd pass Warren	14-0
2Q, 1:29	PSU Clifford 14 yd pass Allar	21-0
2Q, 0:15	PSU Allar 5 yd rush	28-0
3Q, 13:13	PSU Evans 59 yd pass Allar	35-0
3Q, 4:55	PSU Dinkins 13 yd pass Pribula	42-0
4Q, 9:21	PSU Wallace 1 yd rush	49-0
4Q, 1:25	PSU Pribula 1 yd rush	56-0

GAME RECAPS



Game 4

Penn State (4-0, 1-0)	21
Illinois (4-1, 1-1)	7

Game 5

Penn State (5-0, 2-0)	27
UCLA (1-4, 0-3)	11

Game 6

Penn State (6-0, 3-0)	33
USC (3-3, 1-3)	30

September 28, 2024 • 109,911
Beaver Stadium • University Park, Pa.

	1	2	3	4	OT	Final
ILL	7	0	0	0	0	7
PSU	7	0	7	7	0	21

	ILL	PSU
First Downs	17	24
Rushes-Yards	32-34	44-239
Passing Yards	185	135
Comp-Att-Int	16-25-1	15-21-0
Total Offense	219	374
Plays	57	65
Fumbles (#-Lost)	2-1	0-0
Penalties (#-Lost)	9-60	6-63
Possession Time	26:11	33:49
3rd Down Conv.	4-13	6-11
Red Zone	1-2	3-4

Passing (Comp-Att-TD-Int-Yds)

PSU: Allar 15-21-0-0-135.
ILL: Altmeyer 16-25-1-1-185.

Rushing (Att-Yds-TD)

PSU: Allen 18-102-1; Singleton 16-94-1.
ILL: Feagin 13-64-0; McCray 3-(-2)-0.

Receiving (Rec-Yds-TD)

PSU: Warren 4-34-0; Wallace III 3-38-0.
ILL: Franklin 4-49-0; Beatty 2-39-0.

Scoring Summary

Quarter, Time	Play	Score
1Q, 9:36	ILL Goda 4 yd pass Altmeyer	0-7
1Q, 5:34	PSU Warren 3 yd rush	7-7
3Q, 8:38	PSU Singleton 4 yd rush	14-7
4Q, 1:55	PSU Allen 5 yd rush	21-7

October 5, 2024 • 110,047
Beaver Stadium • University Park, Pa.

	1	2	3	4	OT	Final
UCLA	0	3	0	8	0	11
PSU	0	14	10	3	0	27

	UCLA	PSU
First Downs	14	18
Rushes-Yards	29-93	30-85
Passing Yards	167	237
Comp-Att-Int	22-30-0	17-24-0
Total Offense	260	322
Plays	59	54
Fumbles (#-Lost)	1-0	0-0
Penalties (#-Lost)	5-45	2-20
Possession Time	32:57	27:03
3rd Down Conv.	6-15	7-12
Red Zone	2-3	4-4

Passing (Comp-Att-TD-Int-Yds)

PSU: Allar 17-24-1-0-237.
UCLA: Martin 22-30-1-0-167.

Rushing (Att-Yds-TD)

PSU: Allen 21-78-1; Allar 4-(-3)-1.
UCLA: Berger 9-38-0; Jones 5-38-0.

Receiving (Rec-Yds-TD)

PSU: Clifford 3-107-0; Warren 3-29-1.
UCLA: Loya 6-57-1; Harden 5-59-0.

Scoring Summary

Quarter, Time	Play	Score
2Q, 6:40	PSU Allar 1 yd rush	7-0
2Q, 2:51	UCLA Bhaghani 25 yd field goal	7-3
2Q, 0:20	PSU Warren 5 yd pass Allar	14-3
3Q, 8:36	PSU Barker 25 yd field goal	17-3
3Q, 2:57	PSU Allen 1 yd rush	24-3
4Q, 8:17	PSU Barker 40 yd field goal	27-3
4Q, 0:16	UCLA Loya 1 yd pass Martin	17-11

October 12, 2024 • 75,250
L.A. Memorial Coliseum • Los Angeles, Calif.

	1	2	3	4	OT	Final
PSU	3	3	14	10	3	33
USC	7	13	3	7	0	30

	PSU	USC
First Downs	28	16
Rushes-Yards	31-118	24-189
Passing Yards	400	220
Comp-Att-Int	31-44-3	20-34-1
Total Offense	518	409
Plays	75	58
Fumbles (#-Lost)	0-0	0-0
Penalties (#-Lost)	3-25	5-60
Possession Time	32:22	27:38
3rd Down Conv.	4-13	2-11
Red Zone	6-6	2-2

Passing (Comp-Att-TD-Int-Yds)

PSU: Allar 30-43-2-3-391; Warren 1-1-0-0-9.
USC: Moss 20-34-2-1-220.

Rushing (Att-Yds-TD)

PSU: Allen 16-56-1; Allar 4-32-0.
USC: Marks 20-111-0; Joyner 3-82-1.

Receiving (Rec-Yds-TD)

PSU: Warren 17-224-1; Singleton 4-39-1.
USC: Lemon 6-73-0; Hudson 4-36-1.

Scoring Summary

Quarter, Time	Play	Score
1Q, 4:53	PSU Barker 34 yd field goal	3-0
1Q, 4:38	USC Joyner 75 yd rush	3-7
2Q, 13:33	USC Joyner 9 yd pass Moss	3-14
2Q, 10:05	USC Lantz 45 yd field goal	3-17
2Q, 2:46	PSU Barker 33 yd field goal	6-17
2Q, 0:07	USC Lantz 47 yd field goal	6-20
3Q, 12:52	PSU Warren 32 yd pass Allar	13-20
3Q, 4:42	PSU Allen 1 yd rush	20-20
3Q, 0:28	USC Lantz 39 yd field goal	20-23
4Q, 10:50	PSU Barker 20 yd field goal	23-23
4Q, 5:56	USC Hudson 5 yd pass Moss	23-30
4Q, 2:53	PSU Singleton 14 yd pass Allar	30-30
OT, PSU	Barker 36 yd field goal	33-30

GAME RECAPS



Game 7

Penn State (7-0, 4-0)	28
Wisconsin (5-3, 2-2)	13

October 26, 2024 • 76,403

Camp Randall Stadium • Madison, Wis.

	1	2	3	4	OT	Final
PSU	0	7	7	14	0	28
WISC	3	7	3	0	0	13

	PSU	WISC
First Downs	22	16
Rushes-Yards	35-173	27-81
Passing Yards	246	217
Comp-Att-Int	25-31-0	22-42-1
Total Offense	419	298
Plays	66	69
Fumbles (#-Lost)	2-1	0-0
Penalties (#-Lost)	6-41	5-33
Possession Time	34:31	25:29
3rd Down Conv.	8-14	7-18
Red Zone	2-2	2-3

Passing (Comp-Att-TD-Int-Yds)

PSU: Allar 14-18-1-0-148; Pribula 11-13-1-0-98.
WISC: Locke 22-42-0-1-217.

Rushing (Att-Yds-TD)

PSU: Allen 11-86-1; Singleton 12-49-0.
WISC: Walker 22-59-1; Dupree 3-3-0.

Receiving (Rec-Yds-TD)

PSU: Warren 7-46-0; Wallace III 5-67-0.
WISC: Pauling 8-79-0; Anthony II 7-68-0.

Scoring Summary

Quarter, Time	Play	Score
1Q, 11:05	WIS Vakos 50 yd field goal	0-3
2Q, 14:37	PSU Singleton 6 yd pass Allar	7-3
2Q, 1:23	WIS Walker 1 yd rush	7-10
3Q, 6:29	PSU Reed 19 yd INT return	14-10
3Q, 2:44	WIS Vakos 32 yd field goal	14-13
4Q, 10:01	PSU Dinkins 1 yd pass Pribula	21-13
4Q, 3:10	PSU Allen 24 yd rush	28-13



Game 8

Ohio State (7-1, 4-1)	20
Penn State (7-1, 4-1)	13

November 2, 2024 • 111,030

Beaver Stadium • University Park, Pa.

	1	2	3	4	OT	Final
OSU	7	7	3	3	0	20
PSU	10	0	3	0	0	13

	OSU	PSU
First Downs	21	15
Rushes-Yards	40-176	32-120
Passing Yards	182	150
Comp-Att-Int	16-24-1	13-21-1
Total Offense	358	270
Plays	64	53
Fumbles (#-Lost)	1-1	0-0
Penalties (#-Lost)	2-15	5-45
Possession Time	31:29	28:31
3rd Down Conv.	6-13	3-11
Red Zone	0-1	1-3

Passing (Comp-Att-TD-Int-Yds)

PSU: Allar 12-20-0-1-146; Pribula 1-1-0-0-4.
OSU: Howard 16-24-2-1-182.

Rushing (Att-Yds-TD)

PSU: Warren 3-47-0; Allar 10-31-0.
OSU: Judkins 14-95-0; Henderson 10-54-0.

Receiving (Rec-Yds-TD)

PSU: Singleton 6-54-0; Warren 4-47-0.
OSU: Smith 4-55-0; Egbuka 3-31-1.

Scoring Summary

Quarter, Time	Play	Score
1Q, 6:54	PSU Barker 29 yd field goal	3-0
1Q, 5:37	PSU Tracy 31 yd INT return	10-0
1Q, 1:59	OSU Egbuka 25 yd pass Howard	10-7
2Q, 11:54	OSU Inniss 21 yd pass Howard	10-14
3Q, 10:40	OSU Fielding 46 yd field goal	10-17
3Q, 5:03	PSU Barker 44 yd field goal	13-17
4Q, 10:13	OSU Fielding 39 yd field goal	13-20



Game 9

Penn State (8-1, 5-1)	35
Washington (5-5, 3-4)	6

November 9, 2024 • 110,233

Beaver Stadium • University Park, Pa.

	1	2	3	4	OT	Final
UW	0	0	3	3	0	6
PSU	7	21	0	7	0	35

	UW	PSU
First Downs	14	24
Rushes-Yards	74	266
Passing Yards	119	220
Comp-Att-Int	16-23-1	20-30-0
Total Offense	193	486
Plays	56	70
Fumbles (#-Lost)	1-0	1-1
Penalties (#-Lost)	4-24	5-54
Possession Time	28:52	31:08
3rd Down Conv.	4-13	10-13
Red Zone	2-3	5-6

Passing (Comp-Att-TD-Int-Yds)

PSU: Allar 20-28-1-0-220; Warren 0-2-0-0-0.
UW: Rogers 10-13-0-1-59; Williams 6-10-0-0-60.

Rushing (Att-Yds-TD)

PSU: Allen 20-98-1; Smith 5-95-0.
UW: Williams 10-38-0; Coleman 11-24-0.

Receiving (Rec-Yds-TD)

PSU: Warren 8-75-0; Wallace III 5-84-0
UW: Jackson 5-23-0; Boston 2-35-0.

Scoring Summary

Quarter, Time	Play	Score
1Q, 3:48	PSU Pribula 8 yd rush	7-0
2Q, 9:22	PSU Warren 2 yd rush	14-0
2Q, 3:23	PSU Warren 2 yd rush	21-0
2Q, 0:23	PSU Fleming 8 yd pass Allar	28-0
3Q, 9:47	UW Gross 24 yd field goal	28-3
4Q, 13:33	UW Gross 35 yd field goal	28-6
4Q, 4:50	PSU Allen 1 yd rush	35-6

GAME RECAPS



Game 10

Penn State (9-1, 6-1)	49
Purdue (1-9, 0-7)	10

November 16, 2024 • 58,346

Ross-Ade Stadium • West Lafayette, Ind.

	1	2	3	4	OT	Final
PSU	14	7	21	7	0	49
PUR	0	3	0	7	0	10

	PSU	PUR
First Downs	23	16
Rushes-Yards	34-234	28-85
Passing Yards	305	217
Comp-Att-Int	22-27-0	15-31-0
Total Offense	539	302
Plays	61	59
Fumbles (#-Lost)	0-0	0-0
Penalties (#-Lost)	3-26	4-34
Possession Time	31:20	28:40
3rd Down Conv.	9-14	5-14
Red Zone	3-3	2-2

Passing (Comp-Att-TD-Int-Yds)

PSU: Allar 17-19-3-0-247; Pribula 5-8-1-0-58.
PUR: Card 11-20-0-0-151; Browne 3-7-1-0-40.

Rushing (Att-Yds-TD)

PSU: Warren 3-63-1; Pribula 5-56-1.
PUR: Mockabee 11-40-0; Merriweather 2-16-0.

Receiving (Rec-Yds-TD)

PSU: Warren 8-127-1; Wallace III 2-54-1.
PUR: Klare 7-91-1; Edrine 2-48-0.

Scoring Summary

Quarter, Time	Play	Score
1Q, 10:08	PSU Allen 2 yd pass Allar	7-0
1Q, 2:31	PSU Warren 15 yd pass Allar	14-0
2Q, 8:47	PUR Freehill 22 yd field goal	14-3
2Q, 6:04	PSU Singleton 10 yd rush	21-3
3Q, 11:26	PSU Warren 48 yd rush	28-3
3Q, 4:42	PSU Wallace 46 yd pass Allar	35-3
3Q, 0:32	PSU Pribula 49 yd rush	42-3
4Q, 9:50	PUR Klare 20 yd pass Browne	42-10
4Q, 1:51	PSU Reynolds 24 yd pass Pribula	49-10



Game 11

Penn State (10-1, 7-1)	26
Minnesota (6-5, 4-4)	25

November 23, 2024 • 44,266

Huntington Bank Stadium • Minneapolis, Minn.

	1	2	3	4	OT	Final
PSU	0	16	7	3	0	26
MINN	7	12	3	3	0	25

	PSU	MINN
First Downs	20	18
Rushes-Yards	33-117	36-106
Passing Yards	244	175
Comp-Att-Int	21-28-0	15-23-1
Total Offense	361	281
Plays	61	59
Fumbles (#-Lost)	0-0	1-1
Penalties (#-Lost)	2-10	1-15
Possession Time	25:49	34:11
3rd Down Conv.	1-11	6-12
Red Zone	4-5	2-2

Passing (Comp-Att-TD-Int-Yds)

PSU: Allar 21-28-1-0-244.
MINN: Brosmer 15-23-1-1-175.

Rushing (Att-Yds-TD)

PSU: Singleton 13-63-1; Reynolds 1-32-0.
MINN: Taylor 17-58-0; Major 10-37-1.

Receiving (Rec-Yds-TD)

PSU: Warren 8-102-0; Evans 2-51-1.
MINN: Jackson 6-90-0; Spencer 2-46-0.

Scoring Summary

Quarter, Time	Play	Score
1Q, 8:57	MINN Major 20 yd rush	0-7
2Q, 12:56	MINN Kesich 48 yd field goal	0-10
2Q, 10:48	PSU Evans 45 yd pass Allar	7-10
2Q, 7:50	PSU Barker 45 yd field goal	10-10
2Q, 1:03	MINN Geers 21 yd pass Brosmer	10-17
2Q, 0:19	PSU Allar 4 yd rush	16-17
2Q, 0:19	MINN Robinson 88 yd blocked PAT return	16-19
3Q, 9:49	MINN Kesich 42 yd field goal	16-22
3Q, 3:43	PSU Singleton 12 yd rush	23-22
4Q, 11:51	PSU Barker 32 yd field goal	26-22
4Q, 5:48	MINN Kesich 26 yd field goal	26-25



Game 12

Penn State (11-1, 8-1)	44
Maryland (4-8, 1-8)	7

November 30, 2024 • 104,044

Beaver Stadium • University Park, Pa.

	1	2	3	4	OT	Final
UMD	7	0	0	0	0	7
PSU	3	28	0	13	0	44

	UMD	PSU
First Downs	13	24
Rushes-Yards	31-72	49-219
Passing Yards	122	193
Comp-Att-Int	15-26-3	20-30-0
Total Offense	194	412
Plays	57	79
Fumbles (#-Lost)	0-0	4-1
Penalties (#-Lost)	2-8	5-47
Possession Time	27:20	32:40
3rd Down Conv.	2-12	5-15
Red Zone	0-0	6-7

Passing (Comp-Att-TD-Int-Yds)

PSU: Allar 17-26-1-0-171; Pribula 2-3-1-0-13.
UMD: Morris 14-24-1-3-112; Long 1-2-0-0-10.

Rushing (Att-Yds-TD)

PSU: Singleton 13-87-2; Allen 13-34-0.
UMD: Hemby 13-64-0; Ray 9-51-0.

Receiving (Rec-Yds-TD)

PSU: Warren 6-68-1; Evans 4-49-0.
UMD: Felton 4-27-0; Hemby 3-20-0.

Scoring Summary

Quarter, Time	Play	Score
1Q, 14:46	UMD Prather 25 yd pass Morris	0-7
1Q, 12:47	PSU Barker 49 yd field goal	3-7
2Q, 12:53	PSU Singleton 2 yd rush	10-7
2Q, 10:11	PSU Allar 1 yd rush	17-7
2Q, 6:53	PSU Pribula 1 yd rush	24-7
2Q, 1:46	PSU Warren 7 yd pass Allar	31-7
4Q, 14:14	PSU Singleton 18 yd rush	38-7
4Q, 0:00	PSU Denmark 15 yd pass Pribula	45-7



DREW ALLAR 15

Quarterback | 6-5 | 235
Junior
Medina, Ohio/Medina
Major: Recreation, Park and Tourism Management

CAREER NOTES & RECORDS

Career: National Records Set: Opened his collegiate career with 311 passing attempts without an interception, an FBS record, bettering Baylor's Robert Griffin III's 209 attempts in 2008. **Rankings:** Currently ranks first in school history in career completion percentage (64.3), interception percentage (0.95) and passing efficiency (148.1), fourth in touchdown passes (47) and touchdowns responsible for (57), sixth in completions (472), seventh in touchdown pass percentage (6.40), 200-yard passing games (15), total offense (6,126) and rushing touchdowns by a quarterback (10), eighth in winning percentage as a starting QB (.840) and passing yards (5,643) ninth in yards per attempt (7.7), ninth in pass attempts (734) and 11th in rushing yards by a quarterback (483). **Notable:** Owns 15 career games with multiple touchdown passes, eight games with three or more and two games with four or more...Has three career 300-yard passing games and 15 200-yard passing games...Owns nine career games with both a passing and rushing touchdown.

Season: National: 2023: Joined Tennessee's Hendon Hooker (2022) as the only FBS quarterbacks ever to throw 25+ touchdown passes and 2 or less interceptions in a season...Began the season with 251 pass attempts without an interception, the sixth-most to start a season since 2000, trailing only Louisiana Tech's Colby Cameron (428; 2012), Oregon's Marcus Mariota (285; 2013), Western Kentucky's Tyrrell Pigrome (278; 2020), NC State's Ryan Finley (274; 2017) and West Virginia's Geno Smith (273; 2012). **Big Ten: 2023:** Became the only Big Ten quarterback, since 2000, to start a season with 175+ pass attempts and no interceptions. **Records Set: 2023:** Posted the lowest interception percentage (0.51) in a single season in Penn State history...Became the first quarterback in school history to throw for 10 or more touchdowns before throwing an interception in a season. **Rankings: 2024:** Currently ranks first in school history in completion percentage (71.6), second in passing efficiency (167.5) and total offense per play (8.22), tied for second in yards per attempt (9.4), tied for seventh in 300-yard games (2), tied for ninth in 200-yard games (7) and is 10th in yards per completion (13.1). **2023:** Finished third in a single season at Penn State in touchdown passes (25), fifth in touchdowns responsible for (29), sixth in completions (233), seventh in attempts (389), ninth in completion percentage (59.9) and tied for ninth in 200+ yard passing games (7).

Game: 2023: In the season-opening win over West Virginia (9/2), became the first Penn State quarterback to throw for at least 300 yards in his first career start since Michael Robinson threw for 379 yards vs. Wisconsin in 2003...Was the first Penn State quarterback to throw for at least 300 yards in a season opener since Christian Hackenberg's 454 passing yards against UCF in 2014.



2024 JUNIOR SEASON

Awards: Postseason: Tabbed All-Big Ten honorable mention by the coaches and media. **Midseason:** Named a Davey O'Brien Award semifinalist...Earned a spot on the Johnny Unitas Golden Arm Award Top 10 list. **Weekly:** Earned a spot on the Davey O'Brien Award Great 8 list and was named a Manning Award Star of the Week (8/31 - West Virginia). **Preseason:** Tabbed to the Davey O'Brien Award, Johnny Unitas Golden Arm Award, Manning Award and Maxwell Award watch lists.

Season: Has started 12 games, going 204-285 for 2,668 yards with 18 touchdowns and five interceptions...Has rushed for 225 yards on 67 carries with five scores...Owns eight 200-yard passing games, two 300-yard passing games and six multi-touchdown passing games...Has 41 completions of 20-plus yards...Named the coaching staff's Offensive Player of the Game four times (West Virginia - 8/31; Kent State - 9/7; USC - 10/12; Purdue - 11/16)...Voted a team captain.

at West Virginia (8/31): Completed 11-of-17 passes for 216 yards and three touchdowns...Added six rushes for 44 yards, averaging 7.3 yards per rush...Threw a 50-yard touchdown pass to Harrison Wallace III early in the second quarter...Connected with Kaytron Allen on a 20-yard touchdown in the second quarter...Tossed an 18-yard touchdown to Wallace late in the second quarter...Completed six passes of 20+ yards. **Bowling Green (9/7):** Threw for 204 yards on 13-for-20 passing for two touchdowns and one interception...Also recorded a 5-yard rushing touchdown in the first quarter...Connected with Omari Evans on a 29-yard touchdown in the second quarter and tossed a 14-yard touchdown pass to Nicholas Singleton in the third quarter. **Kent State (9/21):** Completed 17-of-21 passes for 309 yards and three touchdowns, while adding a rushing score...Posted five completions of 20+ yards...Connected with Tyler Warren on a 16-yard touchdown pass in the first quarter, threw a 14-yard touchdown pass to Liam Clifford in the second quarter and added a 59-yard touchdown pass to Evans in the third quarter...Also scored on a 5-yard rush in the second quarter. **Illinois (9/28):** Was 15-of-21 for 135 yards...Had a long completion of 20 yards to Wallace in the first quarter. **UCLA (10/5):** Completed 17-of-24 passes for 237 yards and a touchdown...Connected on a 5-yard touchdown pass to Warren in the second quarter...Scored on a 1-yard run in the second quarter...Had four 20+ yard completions. **at USC (10/12):** Threw for a career-high 391 yards, completing 30-of-43 passes and adding two passing touchdowns...Connected on a 32-yard touchdown pass to Warren in the third quarter and a 14-yard touchdown pass to Singleton in the fourth quarter...Had six completions of 20+ yards. **at Wisconsin (10/26):** Completed 14-of-18 passes for 148 yards and a touchdown, all in the first half...Connected on a 6-yard touchdown pass to Singleton. **Ohio State (11/2):** Completed 12-of-20 passes for 146 yards, while adding 31 rushing yards on 10 carries...Posted three completions of 20+ yards. **Washington (11/9):** Completed 20-of-28 passes for 220 yards, including an 8-yard touchdown pass to Julian Fleming...Had four completions of 20+ yards...Rushed for 12 yards on three carries. **at Purdue (11/16):** Connected on 17-of-19 passes for 247 yards and three touchdowns...Had a 2-yard touchdown pass to Allen on Penn State's opening drive...Added a 15-yard touchdown toss to Warren in the first quarter...Threw a 46-yard touchdown pass to Wallace in the third quarter...Posted four completions of 20+ yards. **at Minnesota (11/23):** Completed 21-of-28 passes for 244 yards and a touchdown...Connected on a 45-yard touchdown pass to Evans in the second quarter...Added a 4-yard touchdown run in the second quarter. **Maryland (11/30):** Went 17-of-26 for 171 yards and a touchdown through the air...Rushed seven times for 23 yards and a 1-yard touchdown...Recorded both a rushing and a passing touchdown in a game for the ninth time in his career.

ALLAR'S CAREER PASSING STATISTICS

	C-A	Yds.	%	TD-INT	YPG	LG
2022	35-60	344	58.3	4-0	34.4	32
2023	233-389	2,631	59.9	25-2	202.4	75
2024	204-285	2,668	71.6	18-5	222.3	59
Career	472-734	5,643	64.3	47-7	161.2	75

ALLAR'S CAREER OFFENSIVE STATISTICS

	Att.-Yds.	Avg.	TD	LG	Rec.-Yds.	Avg.	TD	LG
2022	18-52	2.9	1	19	-	-	-	-
2023	74-206	2.8	4	24	2-14	7.0	-	10
2024	67-225	3.4	5	19	-	-	-	-
Career	159-483	3.0	10	24	2-14	7.0	-	10

ALLAR'S CAREER HIGHS

Pass Completions.....	30; at USC, 10/12/24
Pass Attempts.....	43; at USC, 10/12/24
Passing Yards.....	391; at USC, 10/12/24
Passing Touchdowns.....	4; Twice: Last at Maryland, 11/4/23
Long Pass.....	75; vs. Ole Miss, 12/30/23
Rushing Attempts.....	10; Twice: Last Ohio State, 11/2/24
Rushing Yards.....	49; Michigan, 11/11/23
Rushing Touchdowns.....	1; Ten Times: Last vs. Maryland, 11/30/24
Longest Rush.....	24; vs. Ole Miss, 12/30/23



KAYTRON ALLEN 13

Running Back | 5-11 | 220
Junior
Norfolk, Va./IMG Academy (Fla.)
Major: African American Studies

CAREER NOTES & RECORDS

Career: Rankings: Has 2,467 career rushing yards, good for 15th all-time at Penn State, and 21 rushing touchdowns, good for a tie for 19th. **Notable:** Owns six career 100-yard rushing games...Has three career games with multiple rushing touchdowns.

Season: Records Set: In 2022, Allen (867) and Nicholas Singleton (1,061) became the first true freshman teammates in Big Ten history each with 700 or more rushing yards in a single season. **2022:** Finished with 10 rushing touchdowns, good for second, to Singleton (12), for most rushing touchdowns by a freshman in program history...The 867 rushing yards were the fourth-most by a Penn State freshman in a single season...Allen and Singleton became the only Penn State duo to each rush for 850+ yards in a season and one of three 800+ rushing yard duos: 2022 (Singleton, 1,061; Allen, 867), 2013 (Zach Zwinak, 989; Bill Belton, 803), 2005 (Tony Hunt, 1,047; Michael Robinson, 806).

Game: 2022: In the win at Indiana (11/5), became the first Penn State freshman with three rushing touchdowns in a game since Austin Scott against Kent State in 2003...His three rushing scores against the Hoosiers were the most by a Nittany Lion since Journey Brown's three scores against Rutgers in 2019...Allen and Nicholas Singleton each scored two touchdowns against Auburn (9/16), becoming the only Penn State freshmen to both score two rushing touchdowns in a game since at least 2000.

2024 JUNIOR SEASON

Awards: Postseason: Named All-Big Ten honorable mention by the media. **Preseason:** Named to the Doak Walker Award watch list.

Season: Has appeared in 12 games, making five starts, rushing for 698 yards on 159 carries with five touchdowns, while adding 12 receptions for 104 yards and two touchdowns...Named the coaching staff's Offensive Player of the Game twice (Illinois - 9/28; Washington - 11/9).

at West Virginia (8/31): Hauled in a 20-yard touchdown reception in the second quarter. **Bowling Green (9/7):** Finished with 101 yards rushing on 14 carries...Had a 26-yard run on Penn State's opening drive and added a 26-yard run in the third quarter. **Kent State (9/21):** Ran for 66 yards on 11 carries. **Illinois (9/28):** Toted the ball for 102 yards on 18 carries...Surpassed the 2,000 career rushing yards mark...Tallied a 5-yard rushing score in the fourth quarter. **UCLA (10/5):** Finished the game with 78 yards on 21 attempts and one touchdown...Score came on a 1-yard run in the third quarter. **at USC (10/12):** Rushed for a team-high 56 yards and a touchdown...Scored on a 1-yard run in the third quarter. **at Wisconsin (10/26):** Rushed for a team-best 86 yards on 11 carries, averaging 7.8 per rush...Scored on a 24-yard run in the fourth quarter...Tallied three rushes of 14 or more yards...Added four catches for 22 yards. **Ohio State (11/2):** Rushed for 27 yards. **Washington (11/9):** Ran for 98 yards on 20 carries...Scored on a 1-yard run...Added an 8-yard catch. **at Purdue (11/16):** Gained 20 yards on six carries and 44 yards on four receptions, while adding a receiving touchdown...Hauled in a 2-yard touchdown reception on Penn State's opening drive. It was his fourth career receiving touchdown...Also added a 20-yard catch in the third quarter. **at Minnesota (11/23):** Rushed for 10 yards on seven carries. **Maryland (11/30):** Rushed 13 times for 34 yards.

ALLEN'S CAREER STATISTICS

	Att.-Yds.	Avg.	TD	LG	Rec.-Yds.	Avg.	TD	LG
2022	167-867	5.2	10	59	20-188	9.4	1	45
2023	172-902	5.2	6	50	14-81	5.8	1	15
2024	159-698	4.4	5	26	12-104	8.7	2	20
Career	498-2,467	5.0	21	59	46-373	8.1	4	45

ALLEN'S CAREER HIGHS

Rushing Attempts21; Four Times: Last UCLA, 10/5/24
Rushing Yards137; at Michigan State, 11/24/23
Rushing Touchdowns3; at Indiana, 11/5/22
Longest Rush59; at Rutgers, 11/19/22
Receptions4; Twice: Last at Purdue, 11/16/24
Receiving Yards72; at Indiana, 11/5/22
Receiving Touchdowns1; Four Times: Last at Purdue, 11/16/24
Longest Reception45; at Indiana, 11/5/22



KALEB ARTIS 58

Defensive Tackle | 6-4 | 325
Redshirt Sophomore
Westbury, N.Y./St. Francis Prep
Major: Media Studies

2024 REDSHIRT SOPHOMORE SEASON

Season: Has appeared in 11 games, primarily on special teams...Named the coaching staff's Developmental Squad Defensive Player of the Week twice (Bowling Green - 9/7; Illinois - 9/28).

Kent State (9/21): Made a pair of tackles. **at Purdue (9/16):** Recorded a solo tackle for loss in the fourth quarter.

ARTIS' CAREER STATISTICS

	UT-AT	TT	FF	FR	I	PBU	SACK	TFL
2023	0-3	3	-	-	-	-	-	0.5-1
2024	2-2	4	-	-	-	-	-	1.0-2
Career	2-5	7	-	-	-	-	-	1.5-3

ARTIS' CAREER HIGHS

Tackles2; Twice: Last Kent State, 9/21/24
Tackles for Loss1; at Purdue, 11/16/24



RYAN BARKER 94

Kicker | 6-2 | 195
Redshirt Freshman
Landenberg, Pa./Kennett
Major: Division of Undergraduate Studies

2024 REDSHIRT FRESHMAN SEASON

Awards: Postseason: Named All-Big Ten honorable mention by the coaches and media. **Weekly:** Earned Big Ten Freshman of the Week honors (USC - 10/12)...Was named a Lou Groza Award Star of the Week (USC - 10/12).

Season: Has appeared in ten games, including eight as Penn State's starting field goal kicker...Is 11-for-13 on field goals, with a long of 49, and 32-for-33 on extra points...Named the coaching staff's Special Teams Player of the Game twice (UCLA - 10/5; USC - 10/12).

Kent State (9/21): Had a 61-yard kickoff and converted an extra-point attempt. **Illinois (9/28):** Converted on an extra-point. **UCLA (10/5):** Was 2-for-2 on field goals and 3-for-3 on extra points...Hit his first career 40-plus yard field goal, a 40-yarder in the fourth quarter, to go along with a 25-yard field goal in the third quarter. **at USC (10/12):** Made a game-winning 36-yard field goal in overtime...Also converted a 34-yard field goal on Penn State's opening drive, a 33-yard field goal in the second quarter and a 20-yard field goal in the fourth quarter...Went 3-for 3 on extra-point attempts. **at Wisconsin (10/26):** Converted all four extra-point attempts. **Ohio State (10/2):** Hit a 29-yard field goal on Penn State's opening drive and followed that up with a 44-yard field goal in the third quarter...Converted on his lone extra-point attempt. **Washington (11/9):** Converted five extra-point attempts. **at Purdue (11/16):** Made all seven of his extra-point attempts. **at Minnesota (11/23):** Converted two field goals with makes of 45 and 32 yards...Added two extra points. **Maryland (11/30):** Connected on a career-long 49-yard field goal...Went a perfect 5-for-5 on extra point attempts.

BARKER'S CAREER KICKING STATISTICS

	FGM-A	%	0-19	20-29	30-39	40-49	50+	LG	XP	PTS
2024	11-13	84.6	-	3-3	4-4	4-5	0-1	49	32-33	65
Career	11-13	84.6	-	3-3	4-4	4-5	0-1	49	32-33	65

BARKER'S CAREER KICKOFF STATISTICS

	KO	Yds.	Avg.	TB	OB
2024	1	61	61.0	-	-
Career	1	61	61.0	-	-

BARKER'S CAREER HIGHS

Points Scored.....	15; at USC, 10/12/24
Field Goals Made.....	4; at USC, 10/12/24
Field Goals Attempted.....	4; at USC, 10/12/24
PATs Made.....	7; at Purdue, 11/16/24
PATs Attempted.....	7; at Purdue, 11/16/24
Longest Field Goal.....	49; Maryland, 11/30/24
Kickoffs.....	1; Kent State, 9/21/24
Kickoff Yards.....	61; Kent State, 9/21/24
Kickoff Average.....	61.0; Kent State, 9/21/24



ANTOINE BELGRAVE-SHORTER 23

Cornerback | 6-0 | 194
Freshman
Jacksonville, Fla./Mandarin
Major: Division of Undergraduate Studies

2024 TRUE FRESHMAN SEASON

Season: Has appeared in four games, making four tackles (2 solo).

BELGRAVE-SHORTER'S CAREER STATISTICS

	UT-AT	TT	FF	FR	I	PBU	SACK	TFL
2024	2-2	4	-	-	-	-	-	-
Career	2-2	4	-	-	-	-	-	-

BELGRAVE-SHORTER'S CAREER HIGHS

Tackles.....3; at Purdue, 11/16/24



ALEX BIRCHMEIER 63

Offensive Line | 6-5 | 300
Redshirt Freshman
Ashburn, Va./Broad Run
Major: Division of Undergraduate Studies

2024 REDSHIRT FRESHMAN SEASON

Season: Has appeared in 12 games, primarily on special teams.



ETHAN BLACK 82

Wide Receiver | 5-9 | 177
Redshirt Freshman
Davidsville, Pa./Conemaugh Township
Major: Division of Undergraduate Studies

2024 REDSHIRT FRESHMAN SEASON

Season: Has appeared in two games, notching a tackle on special teams against Maryland.



TY BLANDING 39

Defensive Tackle | 6-1 | 292
Redshirt Freshman
Bronx, N.Y./Christ the King
Major: Division of Undergraduate Studies

2024 REDSHIRT FRESHMAN SEASON

Season: Has appeared in five games, tallying three tackles.

Kent State (9/21): Recorded a tackle for loss. Maryland (11/30): Posted two tackles.

BLANDING'S CAREER STATISTICS

	UT-AT	TT	FF	FR	I	PBU	SACK	TFL
2023	-	-	-	-	-	-	-	-
2024	2-1	3	-	-	-	-	-	1-1
Career	2-1	3	-	-	-	-	-	1-1

BLANDING'S CAREER HIGHS

Tackles.....2; Maryland, 11/30/24
Tackles for Loss.....1; Kent State, 9/21/24



EAGAN BOYER 64

Offensive Line | 6-8 | 273
Freshman
Cornelius, N.C./Hough
Major: Division of Undergraduate Studies

2024 TRUE FRESHMAN SEASON

Season: Has appeared in three games.



ABDUL CARTER 11

Defensive End | 6-3 | 252
Junior
Philadelphia, Pa./La Salle College High School
Major: Communication Arts and Sciences

CAREER NOTES & RECORDS

Career: Has tallied 21.0 sacks in his Penn State career, tying him with Todd Akins (1992-95) for seventh in school history...Has amassed 35.5 tackles for loss at Penn State, good for 13th in program history.

Season: 2022: Joined Deion Barnes (10 TFL, 6 sacks; 2012) as the only Penn State freshmen to record 10-plus tackles for loss and 6-plus sacks in a season...Was one of eight linebackers (10 instances) to put up 10-plus tackles for loss and 6-plus sacks in a season at Penn State...Became the first PSU linebacker since Dan Connor (15 TFL, 6.5 sacks; 2007) to reach the milestone. 2024: Recorded his ninth and tenth sacks of the season against Maryland, becoming the first Nittany Lion to reach the ten-sack plateau in a season since Carl Nassib posted 15.5 in 2015...His ten sacks are tied with Brad Sciolli (1998) for the 13th-most in a single season in school history.

Game: 2024: Posted four tackles for loss against Illinois (9/28), the first Penn State player to do so in a game since Yetur Gross-Matos against Iowa in 2018...Also posted four tackles for loss against Washington (11/9).

2024 JUNIOR SEASON

Awards: Postseason: Selected Nagurski-Woodson Big Ten Defensive Player of the Year...Tabbed Smith-Brown Big Ten Defensive Lineman of the Year...Voted All-Big Ten first team by the coaches and media. Midseason: Tabbed a Bednarik Award Finalist...Selected a Lombardi Award finalist...Named a semifinalist for the Walter Camp Player of the Year and the Lott IMPACT Trophy. Weekly: Earned Bednarik Award Player of the Week and Walter Camp Defensive Player of the Week honors (11/12)...Named the Bednarik Award and Nagurski Trophy Defensive Player of the Week (Illinois - 9/28)...Earned Big Ten Defensive Player of the Week honors (Illinois - 9/28). Preseason: Named to the Bednarik Award, Butkus Award, Lombardi Award, Lott IMPACT Trophy, Nagurski Trophy, Reese's Senior Bowl, Ted Hendricks Award and Walter Camp Player of the Year Award watch lists.

Season: Has started 12 games...Owns 54 tackles (33 solo), 19.5 tackles for loss, ten sacks, two forced fumbles and three pass breakups...Named the coaching staff's Defensive Player of the Game four times (Kent State - 9/21; Illinois - 9/28; Washington - 11/9; Maryland - 11/30).

at West Virginia (8/31): Made a solo tackle. Bowling Green (9/7): Posted seven tackles (5 solo) with one tackle for loss and a pass breakup...The pass breakup came on a batted down pass on fourth down in the second quarter. Kent State (9/21): Notched a solo sack in the second quarter...Added a half-tackle for loss later in the quarter. Illinois (9/28): Finished the game with a career-high four tackles for loss...Added two sacks and a forced a fumble on a sack late in the fourth quarter, which was recovered by Smith Vilbert...Also had a pass breakup. UCLA (10/5): Made three stops, including 1.5 tackles for loss. at USC (10/12): Recorded a solo sack and added a half-tackle for loss in the third quarter...Finished with five tackles, a quarterback hurry and a pass breakup. at Wisconsin (10/26): Collected three tackles, including two solo. Ohio State (10/2): Recorded two sacks, with solo sacks in both the second and third


quarters...Finished with four tackles (2 solo). **Washington (11/9):** Notched six tackles, including five solo...Tallied four tackles for loss, two sacks and a forced fumble...He had two tackles for loss, including a strip-sack, in the first quarter. **at Purdue (11/16):** Made a team-high five tackles (all solo) to go with two tackles for loss...Both tackles for loss came in the second quarter. **at Minnesota (11/23):** Notched three tackles, including one solo. **Maryland (11/30):** Posted a team-high six tackles (3 solo), including two sacks.

CARTER'S CAREER STATISTICS

	UT-AT	TT	FF	FR	I	PBU	SACK	TFL
2022	36-20	56	2	-	-	4	6.5-59	10.5-64
2023	25-23	48	1	-	1	5	4.5-43	5.5-46
2024	33-21	54	2	-	-	3	10.0-63	19.5-96
Career	94-64	158	5	-	1	12	21.0-165	35.5-206

CARTER'S CAREER HIGHS

Tackles.....9; at Ohio State, 10/21/23
Tackles for Loss.....4; Twice: Last Washington, 11/9/24
Sacks.....2; Six Times: Last Maryland, 11/30/24
Forced Fumbles.....1; Five Times: Last Washington, 11/9/24
Interceptions.....1; at Illinois, 9/16/23
Long Interception Return.....18; at Illinois, 9/16/23
Pass Breakups.....1; 12 Times: Last at USC, 10/12/24



BEN CHIZMAR

49

Linebacker | 6-0 | 224
Redshirt Junior
Gibsonia, Pa./Mars Area
Major: Security and Risk Analysis

2024 REDSHIRT JUNIOR SEASON

Season: Has appeared in one game.
Kent State (9/21): Assisted on a tackle.

CHIZMAR'S CAREER STATISTICS

	UT-AT	TT	FF	FR	I	PBU	SACK	TFL
2024	0-1	1	-	-	-	-	-	-
Career	0-1	1	-	-	-	-	-	-

CHIZMAR'S CAREER HIGHS

Tackles.....1; Kent State, 9/21/24



LIAM CLIFFORD

2

Wide Receiver | 6-1 | 208
Redshirt Junior
Maineville, Ohio/St. Xavier
Major: Advertising and Public Relations

2024 JUNIOR SEASON

Season: Has appeared in 12 games, making eight starts...Owns 17 receptions for 279 yards and a touchdown...Named the coaching staff's Offensive Player of the Week (UCLA - 10/5).
Kent State (9/21): Caught a 14-yard touchdown pass in the second quarter, his first career touchdown grab...Posted 64 yards on three receptions...Made a 38-yard reception in the second quarter. **Illinois (9/28):** Recorded nine yards on a pair of receptions. **UCLA (10/5):** Posted a career-high 107 receiving yards on three receptions for his first career 100-yard receiving game...Tallied a career-long 57-yard reception in the fourth quarter. **at USC (10/12):** Made three receptions for 26 yards, including a long catch of 16 yards. **at Wisconsin (10/26):** Had three catches for 40 yards, including a 23-yard reception. **Washington (11/9):** Had a 20-yard catch in the fourth quarter. **at Minnesota (11/23):** Made an 8-yard grab...Had a 6-yard punt return. **Maryland (11/30):** Caught one pass for five yards.

CLIFFORD'S CAREER STATISTICS

	Att.-Yds.	Avg.	TD	LG	Rec.-Yds.	Avg.	TD	LG
2022	-	-	-	-	8-89	11.1	-	20
2023	-	-	-	-	13-130	10.0	-	33
2024	1-12	12	-	12	17-279	16.4	1	57
Career	1-12	12	-	12	38-498	13.1	1	57

CLIFFORD'S CAREER RETURN STATISTICS

	KR-Yds.	Avg.	TD	LG	PR-Yds.	Avg.	TD	LG
2024	-	-	-	-	1-6	6.0	-	6
Career	-	-	-	-	1-6	6.0	-	6

CLIFFORD'S CAREER HIGHS

Receptions.....3; Six Times: Last at Wisconsin, 10/26/24
Receiving Yards.....107; UCLA, 10/5/24
Touchdowns.....1; Kent State, 9/21/24
Longest Reception.....57; UCLA, 10/5/24
Punt Returns.....1; at Minnesota, 11/23/24
Punt Return Yards.....2; at Minnesota, 11/23/24
Long Punt Return.....2 yards; at Minnesota, 11/23/24



AUDAVION COLLINS

29

Cornerback | 5-11 | 180
Redshirt Sophomore
Covington, Ga./Newton/Mississippi State
Major: Telecommunications

2024 REDSHIRT SOPHOMORE SEASON

Season: Has appeared in 11 games...Owns 15 tackles (11 solo), one sack, and one interception.
at West Virginia (8/31): Made a solo tackle. **Bowling Green (9/7):** Assisted on a tackle. **Kent State (9/21):** Posted a solo tackle. **UCLA (10/5):** Made two tackles. **at Wisconsin (10/26):** Had a solo stop. **Washington (11/9):** Recorded his first career sack in the fourth quarter...Added a career-high five tackles. **at Purdue (11/16):** Posted four tackles (3 solo). **Maryland (11/30):** Recorded the first interception of his collegiate career.

COLLINS' CAREER STATISTICS

	UT-AT	TT	FF	FR	I	PBU	SACK	TFL
2023	3-0	3	-	-	-	-	-	1.0-1
2024	11-4	15	-	-	1	-	1.0-11	1.0-11
Career	14-4	18	-	-	1	-	1.0-11	2.0-12

COLLINS' CAREER HIGHS

Tackles.....5; Washington, 11/9/24
Tackles for Loss.....1.0; Twice: Last Washington, 11/9/24
Sacks.....1.0; Washington, 11/9/24
Interceptions.....1; Maryland, 11/30/24



COOPER COUSINS 50

Offensive Line | 6-6 | 316
Freshman
Erie, Pa./McDowell
Major: Division of Undergraduate Studies

2024 TRUE FRESHMAN SEASON

Awards: Named a true freshman preseason All-American by 247Sports, ESPN and On3...Earned a spot on the Maxwell Football Club's Shaun Alexander Freshman of the Year watch list.

Season: Has appeared in 12 games...Named the coaching staff's special teams player of the game (Wisconsin - 10/26).

Kent State (9/21): Saw significant action on the offensive line...Penn State had a school record 718 yards of offense...The Nittany Lions had a school record 40 first downs...Penn State's 409 passing yards are the fifth highest total in school history. **Illinois (9/28):** Saw time with the offense...Helped pave way for the offense to gain 239 yards on the ground with three rushing touchdowns...Kaytron Allen rushed for 102 yards and a touchdown, while Nicholas Singleton added 94 yards and a score.



AMIEL DAVIS 30

Running Back | 6-0 | 214
Redshirt Junior
Voorhees, N.J./Eastern Regional/Marist College
Major: Biobehavioral Health

2024 REDSHIRT JUNIOR SEASON

Season: Has appeared in two games...Earned the coaching staff's Developmental Squad Offensive Player of the Week (Wisconsin - 10/26)...Named the coaching staff's Developmental Squad Special Teams Player of the Week (Purdue - 11/16).



NICK DAWKINS 53

Offensive Line | 6-4 | 298
Redshirt Senior
Allentown, Pa./Parkland
Major: Organization Development and Change Essentials

2024 REDSHIRT SENIOR SEASON

Awards: Postseason: Garnered All-Big Ten honorable mention honors by the media. **Midseason:** Named Allstate Wuerffel Trophy Finalist...Selected for the Allstate Good Works Team.

Season: Has started 12 games at center...Voted a team captain.

at West Virginia (8/31): Made first career start...Penn State gained 457 yards on 60 plays (7.6 yards per play)...The Nittany Lions threw for 235 yards and rushed for 222 yards, while not allowing a sack... PSU tallied eight runs of 10+ yards. **Bowling Green (9/7):** Penn State had nine plays of 20+ yards (five passes, four rushes)...PSU collected 438 total yards, throwing for 204 yards and rushing for 234 yards... The Nittany Lions had two 100-yard rushers (Nicholas Singleton - 119; Kaytron Allen - 101). **Kent State (9/21):** Penn State had a school record 718 yards of offense...The Nittany Lions had a school record 40 first downs...Penn State's 409 passing yards are the fifth highest total in school history. **Illinois (9/28):** Helped pave way for the offense to gain 239 yards on the ground with three rushing touchdowns... Kaytron Allen rushed for 102 yards and a touchdown, while Nicholas Singleton added 94 yards and a score. **UCLA (10/5):** Penn State totaled four plays of 20+ yards on offense...The Nittany Lions scored on a 16-play, 82-yard drive, covering 8:36 in the second quarter, PSU's longest drive by time since a 9:04 drive against Indiana in 2019. **at USC (10/12):** Tight end Tyler Warren set a Penn State and Big Ten tight end record with 224 receiving yards (on 17 catches)...Warren's 17 receptions are a Penn State record and tied an FBS tight end record...Penn State had six pass plays of 20+ yards...The Nittany Lions tallied 518 total yards and threw for 400 yards. **at Wisconsin (10/26):** Penn State tallied 419 total yards, while Drew Allar and Beau Pribula each threw a touchdown pass. **Ohio State (11/2):** The Nittany Lions recorded four plays of 20+ yards, including three passing and one rushing. **Washington (11/9):** Penn State gained 486 total yards, including 266 rushing and four touchdowns on the ground...Corey Smith had a 78-yard rush in the fourth quarter, PSU's longest offensive play this season...PSU did not allow a tackle for loss in the game. **at Purdue (11/16):** Penn State had eight plays of 20+ yards (6 passing, 2 rushing)...The Nittany Lions tallied 539 total yards, threw for 305 yards and gained 234 yards on the ground, without allowing a sack. **at Minnesota (11/23):** The Nittany Lions threw for 244 yards and

helped Allar and Singleton to score on rushing touchdowns. **Maryland (11/30):** Helped the Nittany Lions to gain 412 total yards, including 213 on the ground...PSU scored six touchdowns in the red zone and did not allow a sack.



DOMINIC DELUCA 0

Linebacker | 6-1 | 230
Redshirt Junior
West Pittston, Pa./Wyoming Area
Major: Agribusiness Management

2024 REDSHIRT JUNIOR SEASON

Season: Has appeared in 11 games, making four starts...Has made 24 tackles (13 solo), 2.5 tackles for loss and one interception...Voted a team captain.

at West Virginia (8/31): Posted five total tackles (2 solo). **Bowling Green (9/7):** Assisted on a tackle. **UCLA (10/5):** Assisted on a tackle for loss...Added a quarterback hurry. **at Wisconsin (10/26):** Recorded five tackles (4 solo), including four in the first half. **Ohio State (11/2):** Tied a career high with 1.5 tackles for loss...Made a solo tackle for loss in the third quarter and a half-tackle for loss in the second quarter...Finished with four total tackles. **Washington (11/9):** Made one solo tackle. **at Purdue (11/16):** Recorded a solo stop. **at Minnesota (11/23):** Picked off a pass in the second quarter and returned it 32 yards to go with three tackles and a half-tackle for loss. **Maryland (11/30):** Totaled three tackles (2 solo). **Maryland (11/30):** Made three tackles (2 solo).

DELUCA'S CAREER STATISTICS

	UT-AT	TT	FF	FR	I	PBU	SACK	TFL
2022	18-11	29	-	-	-	1	1.0-3	2.0-6
2023	17-12	29	2	-	2	3	1.0-5	4.5-14
2024	13-11	24	-	-	1	-	-	2.5-2
Career	48-34	82	2	-	3	4	2.0-8	9.0-22

DELUCA'S CAREER HIGHS

Tackles6; at Illinois, 9/16/23
Tackles for Loss1.5; Twice: Last Ohio State, 11/2/24
Sacks1; Twice: Last West Virginia, 9/2/23
Forced Fumbles1; Twice: Last Iowa, 9/23/23
Interceptions1; Three Times: Last at Minnesota, 11/23/24
Long Interception Return35; at Maryland, 11/4/23
Pass Breakups1; Four Times: Last at Maryland, 11/4/23
Blocked Kicks1; Twice: Last UMass, 10/14/23



TYSEER DENMARK 4

Wide Receiver | 5-10 | 177
Freshman
Philadelphia, Pa./Imhotep Charter
Major: Division of Undergraduate Studies

2024 TRUE FRESHMAN SEASON

Season: Has appeared in three games...Caught his first collegiate touchdown against Maryland.

Kent State (9/21): Made a 13-yard grab. **at Purdue (11/16):** Had a 16-yard punt return. **Maryland (11/30):** Hauled in a 15-yard touchdown, his first as a Nittany Lion.

DENMARK'S CAREER STATISTICS

	Att.-Yds.	Avg.	TD	LG	Rec.-Yds.	Avg.	TD	LG
2024	1-(-4)	-4.0	-	-	2-28	14.0	1	15
Career	1-(-4)	-4.0	-	-	2-28	14.0	1	15

DENMARK'S CAREER HIGHS

Receptions..... 1; Twice; Last: Maryland, 11/30/24
Receiving Yards..... 15; Maryland, 11/30/24
Receiving Touchdowns..... 1; Maryland, 11/30/24
Longest Reception..... 15 yards; Maryland, 11/30/24
Rushing Attempts..... 1; at Purdue, 11/16/24



DANI DENNIS-SUTTON 33

Defensive End | 6-5 | 266
Junior
Millsboro, Del./McDonogh School (Md.)
Major: Telecommunications

2024 JUNIOR SEASON

Awards: **Postseason:** Tabbed All-Big Ten honorable mention by the media. **Preseason:** Named to the Lott IMPACT Trophy watch list.

Season: Has appeared in 12 games, making ten starts at defensive end...Owns 24 tackles (16 solo) to go along with seven tackles for loss, four sacks, one forced fumble, one fumble recovery, three pass breakups and eight quarterback hurries.

at West Virginia (8/31): Recovered a fumble in the fourth quarter...Added a pass breakup and solo tackle. **Bowling Green (9/7):** Posted a pair of tackles. **Kent State (9/21):** Recorded a strip-sack in the first quarter...Finished with two tackles. **Illinois (9/28):** Notched a solo sack on an intentional grounding call. **UCLA (10/5):** Had a career-best two pass breakups and added two quarterback hurries. **at USC (10/12):** Matched a career high with six tackles to go along with two tackles for loss and a quarterback hurry...Recorded a solo tackle for loss in the first quarter and added another tackle for loss in overtime. **at Wisconsin (10/26):** Tallied two tackles, including one solo. **at Purdue (11/16):** Recorded a solo sack on Purdue's opening drive...Also added a solo tackle for loss in the second quarter. **at Minnesota (11/23):** Assisted on two tackles. **Maryland (11/30):** Posted three solo tackles, including his fourth sack of the season...Added three quarterback hurries.

DENNIS-SUTTON'S CAREER STATISTICS

	UT-AT	TT	FF	FR	I	PBU	SACK	TFL
2022	11-6	17	-	-	1	1	3.0-21	3.5-22
2023	17-9	26	2	1	-	1	3.5-29	6.0-33
2024	16-8	24	1	1	-	3	4.0-24	7.0-29
Career	44-23	67	3	2	1	5	10.5-74	16.5-84

DENNIS-SUTTON'S CAREER HIGHS

Tackles..... 6; Twice; Last at USC, 10/12/24
Tackles for Loss..... 2; Four Times; Last at Purdue, 11/16/24
Sacks..... 2; Central Michigan, 9/24/22
Forced Fumbles..... 1; Three Times; Last Kent State, 9/21/24
Fumble Recoveries..... 1; Twice; Last at West Virginia, 8/31/24
Interceptions..... 1; at Indiana, 11/5/22
Long Interception Return..... 20; at Indiana, 11/5/22
Pass Breakups..... 2; UCLA, 10/5/24



KHALIL DINKINS 16

Tight End | 6-4 | 252
Redshirt Junior
Wexford, Pa./North Allegheny
Major: Telecommunications

2024 REDSHIRT JUNIOR SEASON

Season: Has appeared in 11 games, making five starts...Owns ten receptions for 85 yards and two touchdowns.

Bowling Green (9/7): Recorded a 7-yard reception. **Kent State (9/21):** Caught a 13-yard touchdown pass in the third quarter. **UCLA (10/5):** Made a 6-yard grab. **at Wisconsin (10/26):** Hauled in a 1-yard touchdown in the fourth quarter...Added a 17-yard catch. **at Purdue (11/6):** Posted five receiving yards. Maryland (11/30): Caught three passes for a career-best 36 yards, including a 23-yard reception.

DINKINS' CAREER STATISTICS

	Att.-Yds.	Avg.	TD	LG	Rec.-Yds.	Avg.	TD	LG
2022	-	-	-	-	4-53	13.3	1	28
2023	-	-	-	-	5-57	11.4	2	16
2024	-	-	-	-	10-85	8.5	2	23
Career	-	-	-	-	19-195	10.3	5	28

DINKINS' CAREER HIGHS

Receptions..... 3; Maryland, 11/30/24
Receiving Yards..... 36; Maryland, 11/30/24
Receiving Touchdowns..... 1; Five Times; Last at Wisconsin, 10/26/24
Longest Reception..... 28 yards; Ohio, 9/10/22



KOLIN DINKINS 31

Safety | 6-2 | 203
Redshirt Sophomore
Wexford, Pa./North Allegheny
Major: Telecommunications

2024 REDSHIRT SOPHOMORE SEASON

Season: Has appeared in 11 games, primarily on special teams.

Ohio State (11/2): Recorded a tackle on a kickoff return. **at Purdue (11/16):** Made a solo stop. **Maryland (11/30):** Posted two tackles (1 solo).

DINKINS' CAREER STATISTICS

	UT-AT	TT	FF	FR	I	PBU	SACK	TFL
2023	1-0	1	-	-	-	-	-	-
2024	3-1	4	-	-	-	-	-	-
Career	4-1	5	-	-	-	-	-	-

DINKINS' CAREER HIGHS

Tackles..... 2; Maryland, 11/30/24



ANTHONY DONKOH 68

Offensive Line | 6-5 | 330
Redshirt Freshman
Aldie, Va./Lightridge
Major: Division of Undergraduate Studies

► 2024 ► REDSHIRT FRESHMAN SEASON

Awards: Postseason: Named All-Big Ten honorable mention by the coaches and media. **Midseason:** Named a semifinalist for the Shaun Alexander Freshman of the Year Award.
Season: Has played in 11 games and started 10 at right tackle.

at West Virginia (8/31): Made first career start...Penn State gained 457 yards on 60 plays (7.6 yards per play)...The Nittany Lions threw for 235 yards and rushed for 222 yards, while not allowing a sack... PSU tallied eight runs of 10+ yards. **Bowling Green (9/7):** Penn State had nine plays of 20+ yards (five passes, four rushes)...PSU collected 438 total yards, throwing for 204 yards and rushing for 234 yards... The Nittany Lions had two 100-yard rushers (Nicholas Singleton - 119; Kaytron Allen - 101). **Kent State (9/21):** Penn State had a school record 718 yards of offense...The Nittany Lions had a school record 40 first downs...Penn State's 409 passing yards are the fifth highest total in school history. **Illinois (9/28):** Helped pave way for the offense to gain 239 yards on the ground with three rushing touchdowns... Kaytron Allen rushed for 102 yards and a touchdown, while Nicholas Singleton added 94 yards and a score. **UCLA (10/5):** Penn State totaled four plays of 20+ yards on offense...The Nittany Lions scored on a 16-play, 82-yard drive, covering 8:36 in the second quarter, PSU's longest drive by time since a 9:04 drive against Indiana in 2019. **at USC (10/12):** Tight end Tyler Warren set a Penn State and Big Ten tight end record with 224 receiving yards (on 17 catches)...Warren's 17 receptions are a Penn State record and tied an FBS tight end record...Penn State had six pass plays of 20+ yards...The Nittany Lions tallied 518 total yards and threw for 400 yards. **at Wisconsin (10/26):** Penn State tallied 419 total yards, while Drew Allar and Beau Pribula each threw a touchdown pass. **Ohio State (11/2):** The Nittany Lions recorded four plays of 20+ yards, including three passing and one rushing. **Washington (11/9):** Penn State gained 486 total yards, including 266 rushing and four touchdowns on the ground...Corey Smith had a 78-yard rush in the fourth quarter, PSU's longest offensive play this season...PSU did not allow a tackle for loss in the game. **at Purdue (11/16):** Penn State had eight plays of 20+ yards (6 passing, 2 rushing)...The Nittany Lions tallied 539 total yards, threw for 305 yards and gained 234 yards on the ground, without allowing a sack.



ZANE DURANT 28

Defensive Tackle | 6-1 | 288
Junior
Lake Nona, Fla./Lake Nona
Major: Human Development and Family Studies

► 2024 ► JUNIOR SEASON

Awards: Postseason: Voted All-Big Ten honorable mention by the coaches and media.
Season: Has started 12 games at defensive tackle...Owns 35 tackles, 9.0 tackles for loss, 3.0 sacks and a pass breakup...Named the coaching staff's Defensive Player of the Game three times (Bowling Green - 9/7; Illinois - 9/28; Minnesota - 11/23).
at West Virginia (8/31): Tallied four tackles (2 solo)...Recorded a solo sack in the third quarter and finished the game with 1.5 tackles for loss. **Bowling Green (9/7):** Assisted on a tackle. **Kent State (9/21):** Posted a tackle for loss...Added a quarterback hurry and pass breakup. **Illinois (9/28):** Recorded four solo stops, two tackles for loss and a sack...Solo sack came in the fourth quarter. **UCLA (10/5):** Assisted on two tackles and a tackle for loss. **at USC (10/12):** Made three tackles and assisted on a tackle for loss. **at Wisconsin (10/26):** Collected three tackles, two solo, and a half-tackle for loss. **Ohio State (11/2):** Posted a career-high five tackles, including three solo. **Washington (11/9):** Assisted on two tackles. **at Purdue (11/16):** Assisted on a tackle. **at Minnesota (11/23):** Matched his career high with five tackles...Notched 2.5 tackles for loss, including 1.5 tackles for loss in the second quarter. **Maryland (11/30):** Tallied four tackles, including a half-sack.

DURANT'S CAREER STATISTICS

	UT-AT	TT	FF	FR	I	PBU	SACK	TFL
2022	1-4	5	-	-	-	-	1.0-8	1.0-8
2023	12-5	17	-	1	-	-	2.0-17	5.5-28
2024	17-18	35	-	-	-	1	3.0-27	9.0-41
Career	30-27	57	-	1	-	1	6.0-52	15.5-77

► DURANT'S CAREER HIGHS

Tackles:..... 5; Twice: Last at Minnesota, 11/23/24
Tackles for Loss 3.0; at Northwestern, 9/30/23
Sacks..... 1; Five Times: Last Illinois, 9/28/24
Fumble Recoveries 1; at Maryland, 11/4/23



TYLER DUZANSKY 48

Long Snapper | 6-4 | 216
Redshirt Junior
Glen Ellyn, Ill./St. Francis Prep
Major: Supply Chain and Information Systems

► 2024 ► REDSHIRT JUNIOR SEASON

Awards: Postseason: Named All-Big Ten third team by the media and honorable mention by the coaches.
Season: Has appeared in 12 games as Penn State's starting long snapper.

at West Virginia (8/31): Riley Thompson averaged 44.0 yards per punt on four punts. **Bowling Green (9/7):** Sander Sahaydak drilled a career-long 43-yard field goal in the second quarter and a 28 yarder late in the second quarter...Thompson blasted a 56-yard punt in the first quarter and finished the day averaging 47.0 yards on four punts. **Kent State (9/21):** Kicker Sander Sahaydak was 7-7 on extra-point attempts. **Illinois (9/28):** Thompson landed a punt inside the 10 in the second quarter. **UCLA (10/5):** Kicker Ryan Barker made both of his field goal attempts, including a 40-yarder, and three extra-point attempts. **at USC (10/12):** Barker made a game-winning 36-yard field goal in overtime, while converting on all four of his field goal attempts...Both of Thompson's punts landed inside the 20-yard line. **at Wisconsin (10/26):** Thompson landed two punts inside the 20 and blasted a 51-yard punt...Barker hit all four extra-point attempts. **Ohio State (11/2):** Barker converted field goals of 29 and 44 yards...Thompson averaged 42.8 yards per punt, including a 50-yard punt and one inside the 20. **Washington (11/9):** Helped Barker to convert all five extra-point attempts...PSU did not attempt a punt. **Purdue (11/16):** Thompson landed a pair of punts inside the 15...Barker made all seven of his extra-point attempts. **at Minnesota (11/23):** Helped Barker to convert field goals of 45 and 32 yards...The 45-yarder is a career-long...Aided Thompson to land one punt inside the 20. Maryland (11/30): Snapped for Barker, who connected on a career-long 49-yard field goal and five extra point conversions...Helped Thompson land a punt inside the 20-yard line.

DUZANSKY'S CAREER STATISTICS

	UT-AT	TT	FF	FR	I	PBU	SACK	TFL
2022	-	-	-	-	-	-	-	-
2023	5-1	6	-	-	-	-	-	-
2024	1-0	1	-	-	-	-	-	-
Career	6-1	7	-	-	-	-	-	-

► DUZANSKY'S CAREER HIGHS

Tackles..... 2; Twice: Last vs. Ole Miss, 12/30/23



TYLER ELSDON 43

Linebacker | 6-2 | 230
Senior
Frackville, Pa./North Schuylkill
Major: Health Policy and Administration

► 2024 ► SENIOR SEASON

Season: Has appeared in 12 games, making 18 tackles and breaking up two passes.
at West Virginia (8/31): Assisted on four tackles. **Bowling Green (9/7):** Made three tackles and broke up a pass. **Kent State (9/21):** Broke up a pass. **Illinois (9/28):** Made two solo stops. **UCLA (10/5):** Collected five tackles. **at USC (10/12):** Assisted on a tackle. **at Wisconsin (10/26):** Made two solo tackles. **at Minnesota (11/23):** Recorded one tackle.

ELSDON'S CAREER STATISTICS

	UT-AT	TT	FF	FR	I	PBU	SACK	TFL
2020	1-0	1	-	-	-	-	-	-
2021	9-2	11	-	-	-	-	-	-
2022	25-19	44	-	1	-	1	1.0-2	3.0-6
2023	16-5	21	-	1	-	2	-	1.0-3
2024	7-11	18	-	-	-	2	-	-
Career	58-37	95	-	2	-	5	1.0-2	4.0-9

ELSDON'S CAREER HIGHS

Tackles.....6; Three Times: Last vs. Utah, 1/2/23
Tackles for Loss 1.0; Three Times: Last at Maryland, 11/4/23
Sacks..... 1.0; at Rutgers, 11/19/22
Fumble Recoveries 1; Twice: Last at Ohio State, 10/21/23
Pass Breakups 1; Five Times: Last Kent State, 9/21/24



OMARI EVANS

5

Wide Receiver | 6-0 | 188
Junior
Killeen, Texas/Shoemaker
Major: Telecommunications

2024 JUNIOR SEASON

Awards: Preseason: Named to the Earl Campbell Tyler Rose Award watch list.
Season: Has appeared in 12 games, making five starts...Owns 18 receptions for 338 yards and three touchdowns.
at West Virginia (8/31): Posted two receptions, including a 55-yard catch late in the second quarter to set up a touchdown on the next play. **Bowling Green (9/7):** Made two grabs for 34 yards and a touchdown...Score came on a 29-yard catch in the second quarter. **Kent State (9/21):** Had a career-best 116 receiving yards on a career-high four receptions, marking his first career 100-yard receiving game... Had a 59-yard touchdown grab in the third quarter...Added a 38-yard reception in the second quarter. **Illinois (9/28):** Made a 12-yard catch. **UCLA (10/5):** Had a 3-yard catch. **at USC (10/12):** Hauled in a 16-yard reception. **at Purdue (11/16):** Made a 2-yard grab. **at Minnesota (11/23):** Caught two passes for 51 yards...Hauled in a 45-yard touchdown in the second quarter. **Maryland (11/30):** Totaled 49 receiving yards on four catches.

EVANS' CAREER STATISTICS

	Att.-Yds.	Avg.	TD	LG	Rec.-Yds.	Avg.	TD	LG
2022	1-7	7.0	-	7	5-55	11.0	1	32
2023	-	-	-	-	4-94	23.5	1	60
2024	1-1	1.0	-	-	18-338	18.8	3	59
Career	2-8	4.0	-	7	27-487	18.0	5	60

EVANS' CAREER HIGHS

Receptions..... 4; Twice: Last: Maryland, 11/30/24
Receiving Yards..... 116; Kent State, 9/21/24
Receiving Touchdowns 1; Five Times: Last at Minnesota, 11/23/24
Longest Reception 60 yards; vs. Michigan State, 11/24/23
Rushing Attempts 1; Twice: Last: Washington, 11/09/2024
Rushing Yards..... 7; Minnesota, 10/22/22
Longest Rush..... 7; Minnesota, 10/22/22



JULIAN FLEMING

3

Wide Receiver | 6-2 | 208
Senior
Catawissa, Pa./Southern Columbia/Ohio State
Major: Communication Arts and Sciences

2024 SENIOR SEASON

Season: Has appeared in 12 games, making two starts...Has 13 catches for 176 yards and a touchdown.
Bowling Green (9/7): Made a 3-yard reception. **Kent State (9/21):** Posted a 21-yard reception in the first quarter and a 39-yard reception in the second quarter. **Illinois (9/28):** Made two grabs for 9 yards. **UCLA (10/5):** Hauled in two catches for 27 yards. **at USC (10/12):** Made two catches for 33 yards...Both catches were fourth down conversions in the fourth quarter, a 17-yarder and a 16-yarder. **at Wisconsin (10/26):** Had a 16-yard grab. **Ohio State (11/2):** Made a 4-yard catch. **Washington (11/9):** Hauled in an 8-yard touchdown reception, among two catches for 19 yards. Maryland (11/30): Recorded a five-yard reception.

FLEMING'S CAREER STATISTICS

	Att.-Yds.	Avg.	TD	LG	Rec.-Yds.	Avg.	TD	LG
2020*	-	-	-	-	7-74	10.6	-	23
2021*	-	-	-	-	12-86	7.2	1	17
2022*	-	-	-	-	34-533	15.7	6	79
2023*	-	-	-	-	26-270	10.4	-	37
2024	-	-	-	-	14-176	12.6	1	39
Career	-	-	-	-	93-1,139	12.2	8	79

FLEMING'S CAREER RETURN STATISTICS

	KR-Yds.	Avg.	TD	LG	PR-Yds.	Avg.	TD	LG
2020*	-	-	-	-	-	-	-	-
2021*	3-22	7.3	-	11	-	-	-	-
2022*	-	-	-	-	-	-	-	-
2023*	-	-	-	-	1-3	3.0	-	3
2024	-	-	-	-	-	-	-	-
Career	3-22	7.3	-	11	1-3	3.0	-	3

FLEMING'S CAREER HIGHS

Receptions..... 6; at Indiana, 9/2/23*
Receiving Yards..... 105; Iowa, 10/22/22*
Receiving Touchdowns 2; Toledo, 9/17/22*
Longest Reception 79 yards; Iowa, 10/22/22*

Kick Returns 2; at Michigan, 11/27/21*
Kick Return Yards..... 11; Twice: Last Michigan State, 11/20/21*
Long Kick Return 11; Twice: Last Michigan State, 11/20/21*

Punt Returns..... 1; Penn State, 10/21/23*
Punt Return Yards 3; Penn State, 10/21/23*
Long Punt Return 3; Penn State, 10/21/23*

* at Ohio State (2020-23)



MEHKI FLOWERS

80

Wide Receiver | 6-0 | 194
Redshirt Sophomore
Harrisburg, Pa./Central Dauphin East
Major: Recreation, Park an Tourism Management

2024 REDSHIRT FRESHMAN SEASON

Season: Has appeared in seven games on special teams.



ALONZO FORD JR. 50

Defensive Tackle | 6-2 | 319
Redshirt Senior
Richmond, Va./Varina/Old Dominion
Major: Criminology

► 2024 ► REDSHIRT SENIOR SEASON

Season: Has appeared in 11 games...Owns 16 tackles (7 solo) and 3.5 tackles for loss.

Bowling Green (9/7): Made a solo tackle. **Kent State (9/21):** Assisted on a tackle. **UCLA (10/5):** Tied a career high with seven tackles. **at Wisconsin (10/26):** Collected two tackles for loss on the same drive in the third quarter...Tallied first multi-tackle for loss game at Penn State. **Ohio State (11/2):** Assisted on one tackle. **Washington (11/9):** Tallied two stops...Recorded a tackle for loss in the fourth quarter. **at Purdue (9/16):** Posted two tackles and assisted on a tackle for loss.

FORD'S CAREER STATISTICS

	UT-AT	TT	FF	FR	I	PBU	SACK	TFL
2021*	11-27	38	1	1	-	-	0.5-3	2.5-5
2022*	14-18	32	-	-	-	-	3.5-25	5.0-28
2023	-	-	-	-	-	-	-	-
2024	7-9	16	-	-	-	-	-	3.5-4
Career	32-54	86	1	1	-	-	4.0-28	11.0-37

► FORD'S CAREER HIGHS

Tackles.....7; Twice: Last UCLA, 10/5/24
Tackles for Loss.....2.0; Three Times: Last at Wisconsin, 10/26/24
Sacks.....2.0; Liberty, 10/1/22*
Forced Fumbles.....1; at Wake Forest, 9/3/21*
Fumble Recoveries.....1; Buffalo, 9/25/21*

* at Old Dominion (2021-22).*



FINN FURMANEK 89

Tight End | 6-3 | 242
Redshirt Freshman
State College, Pa./State College Area
Major: Division of Undergraduate Studies

► 2024 ► TRUE FRESHMAN SEASON

Season: Has appeared in one game on special teams.



XAVIER GILLIAM 54

Defensive Tackle | 6-2 | 306
Freshman
Montgomery Village, Md./Quince Orchard
Major: Division of Undergraduate Studies

► 2024 ► TRUE FRESHMAN SEASON

Season: Has appeared in three games...Posted his first career tackle against Maryland.

GILLIAM'S CAREER STATISTICS

	UT-AT	TT	FF	FR	I	PBU	SACK	TFL
2024	1-0	1	-	-	-	-	-	-
Career	1-0	1	-	-	-	-	-	-

► GILLIAM'S CAREER HIGHS

Tackles.....1; Maryland, 11/30/24



MAX GRANVILLE 18

Defensive End | 6-3 | 229
Freshman
Sugar Land, Texas/Fort Bend Christian Academy
Major: Division of Undergraduate Studies

► 2024 ► TRUE FRESHMAN SEASON

Season: Has appeared in two games.

Kent State (9/21): Broke up a pass on a quarterback hit.

GRANVILLE'S CAREER STATISTICS

	UT-AT	TT	FF	FR	I	PBU	SACK	TFL
2024	1-0	1	-	-	-	1	-	-
Career	1-0	1	-	-	-	1	-	-

► GRANVILLE'S CAREER HIGHS

Tackles.....1; Maryland, 11/30/24
Pass Breakups.....1; Kent State, 9/21/24



A.J. HARRIS 4

Cornerback | 6-1 | 193
Sophomore
Phenix City, Ala./Central/Georgia
Major: Division of Undergraduate Studies

► 2024 ► SOPHOMORE SEASON

Awards: Postseason: Voted All-Big Ten third team by the coaches and media.

Season: Has played in 12 games at cornerback, making 11 starts...Owns 32 tackles (20 solo), three tackles for loss, one interception and four pass breakups.


at West Virginia (8/31): Assisted on three tackles...Added a pass breakup. **Bowling Green (9/7):** Made four tackles. **Illinois (9/28):** Grabbed his first career interception in the fourth quarter and returned it 20 yards...Also recorded four tackles (2 solo) and broke up a pass. **UCLA (10/5):** Tallied a career-high five tackles (4 solo). **at USC (10/12):** Made three solo stops, including a tackle for loss. **at Wisconsin (10/26):** Registered a solo tackle and a pass breakup. **Ohio State (11/2):** Posted three tackles (2 solo). **Washington (11/9):** Tallied three tackles, including two solo...Registered a solo tackle in the second quarter...Added a pass breakup. **at Minnesota (11/23):** Posted five tackles, tying a career high...Added a solo tackle for loss. **Maryland (11/30):** Made a solo stop.

HARRIS' CAREER STATISTICS

	UT-AT	TT	FF	FR	I	PBU	SACK	TFL
2023*	3-5	8	-	-	-	-	-	-
2024	20-12	32	-	-	1	4	-	3.0-6
Career	23-17	40	-	-	1	4	-	3.0-6

► HARRIS' CAREER HIGHS

Tackles.....5; Twice: Last at Minnesota, 11/23/24
Tackles for Loss.....1.0; Three Times: Last at Minnesota, 11/23/24
Interceptions.....1; Illinois, 9/28/24
Pass Breakups.....1; Four Times: Last Washington, 11/9/24
* at Georgia (2023)



JAYLEN HARVEY44

Defensive End | 6-2 | 263
Freshman
Gaithersburg, Md./Quince Orchard
Major: Division of Undergraduate Studies

➤ 2024 ➤ TRUE FRESHMAN SEASON

Season: Has appeared in three games.
at Purdue (11/16): Made a tackle for loss. Maryland (11/30): Posted a solo tackle.

HARVEY'S CAREER STATISTICS

	UT-AT	TT	FF	FR	I	PBU	SACK	TFL
2024	1-1	2	-	-	-	-	-	1.0-1
Career	1-1	2	-	-	-	-	-	1.0-1

➤ HARVEY'S CAREER HIGHS

Tackles..... 1; Twice: Last: Maryland, 11/30/24
Tackles for Loss 1; at Purdue, 11/16/24



TYLER HOLZWORTH34

Running Back | 6-0 | 221
Redshirt Junior
Milford, N.J./Delaware Valley Regional/Delaware Valley
Major: Agribusiness Management

➤ 2024 ➤ REDSHIRT JUNIOR SEASON

Season: Has appeared in eight games.
Washington (11/9): Recorded a tackle on a kickoff return.

HOLZWORTH'S CAREER STATISTICS

	Att.-Yds.	Avg.	TD	LG	Rec.-Yds.	Avg.	TD	LG
2022	6-19	3.2	-	7	2-16	8.0	-	9
2023	3-4	1.3	-	-	-	-	-	-
Career	9-23	2.6	-	7	2-16	8.0	-	9

➤ HOLZWORTH'S CAREER HIGHS

Rushing Attempts 3; Twice: Last Delaware, 9/9/23
Rushing Yards..... 14; Maryland, 11/12/22
Longest Rush..... 7 yards; Maryland, 11/12/22
Receptions 1; Twice: Last Maryland, 1/12/22
Receiving Yards..... 9; at Indiana, 11/5/22
Longest Reception 9; at Indiana, 11/5/22
Tackles..... 1; Washington, 11/9/24



OLAIVAVEGA IOANE71

Offensive Line | 6-4 | 348
Redshirt Sophomore
Graham, Wash./Graham-Kapowsin
Major: Telecommunications

➤ 2024 ➤ REDSHIRT SOPHOMORE SEASON

Awards: Postseason: Selected All-Big Ten second team by the coaches and media. **Preseason:** Named to the Polynesian Football Player of the Year Award watch list.
Season: Has started 12 games at left guard.

at West Virginia (8/31): Penn State gained 457 yards on 60 plays (7.6 yards per play)...The Nittany Lions threw for 235 yards and rushed for 222 yards, while not allowing a sack...PSU tallied eight runs of 10+ yards. **Bowling Green (9/7):** Penn State had nine plays of 20+ yards (five passes, four rushes)... PSU collected 438 total yards, throwing for 204 yards and rushing for 234 yards... The Nittany Lions had two 100-yard rushers (Nicholas Singleton - 119; Kaytron Allen - 101). **Kent State (9/21):** Penn State had a school record 718 yards of offense...The Nittany Lions had a school record 40 first downs...Penn State's 409 passing yards are the fifth highest total in school history. **Illinois (9/28):** Helped pave way for the offense to gain 239 yards on the ground with three rushing touchdowns...Kaytron Allen rushed for 102 yards and a touchdown, while Nicholas Singleton added 94 yards and a score. **UCLA (10/5):** Penn State totaled four plays of 20+ yards on offense...The Nittany Lions scored on a 16-play, 82-yard drive, covering 8:36 in the second quarter, PSU's longest drive by time since a 9:04 drive against Indiana in 2019. **at USC (10/12):** Tight end Tyler Warren set a Penn State and Big Ten tight end record with 224 receiving yards (on 17 catches)...Warren's 17 receptions are a Penn State record and tied an FBS tight end record...Penn State had six pass plays of 20+ yards...The Nittany Lions tallied 518 total yards and threw for 400 yards. **at Wisconsin (10/26):** Penn State tallied 419 total yards, while Drew Allar and Beau Pribula each threw a touchdown pass. **Ohio State (11/2):** The Nittany Lions recorded four plays of 20+ yards, including three passing and one rushing. **Washington (11/9):** Penn State gained 486 total yards, including 266 rushing and four touchdowns on the ground...Corey Smith had a 78-yard rush in the fourth quarter, PSU's longest offensive play this season...PSU did not allow a tackle for loss in the game. **at Purdue (11/16):** Penn State had eight plays of 20+ yards (6 passing, 2 rushing)...The Nittany Lions tallied 539 total yards, threw for 305 yards and gained 234 yards on the ground, without allowing a sack. **at Minnesota (11/23):** The Nittany Lions threw for 244 yards and helped Allar and Singleton to score on rushing touchdowns. **Maryland (11/30):** Helped the Nittany Lions to gain 412 total yards, including 213 on the ground...PSU scored six touchdowns in the red zone and did not allow a sack.



ANTHONY IVEY12

Wide Receiver | 5-11 | 187
Redshirt Sophomore
Lancaster, Pa./Manheim Township
Major: Telecommunications

➤ 2024 ➤ REDSHIRT SOPHOMORE SEASON

Season: Has appeared in ten games.
Kent State (9/21): Made a 15-yard reception, the first catch of his career.

IVEY'S CAREER STATISTICS

	Att.-Yds.	Avg.	TD	LG	Rec.-Yds.	Avg.	TD	LG
2024	-	-	-	-	1-15	15.0	-	15
Career	-	-	-	-	1-15	15.0	-	15

➤ IVEY'S CAREER HIGHS

Receptions..... 1; Kent State, 9/21/24
Receiving Yards..... 15; Kent State, 9/21/24
Longest Reception 15 yards; Kent State, 9/21/24



COZIAH IZZARD 99

Defensive Tackle | 6-3 | 305
Senior
Columbia, Md./DeMatha Catholic
Major: Telecommunications

2024 SENIOR SEASON

Season: Has appeared in 11 games...Owns 14 tackles (8 solo) to go along with three tackles for loss and one sack.
at West Virginia (8/31): Assisted on a tackle. **Bowling Green (9/7):** Posted a tackle for loss. **UCLA (10/5):** Had one tackle. **at Wisconsin (10/26):** Recorded three tackles, including two solo. **Ohio State (11/2):** Registered one solo tackle. **at Purdue (11/16):** Recorded a sack and finished with two solo tackles. **at Minnesota (11/23):** Collected two tackles, including a half-tackle for loss. **Maryland (11/30):** Assisted on one tackle.

IZZARD'S CAREER STATISTICS

	UT-AT	TT	FF	FR	I	PBU	SACK	TFL
2021	11-10	21	1	-	-	-	2.0-14	3.0-15
2022	7-3	10	-	-	-	-	2.0-12	4.0-21
2023	7-9	16	1	-	-	-	3-11	3.5-12
2024	7-7	14	-	-	-	-	1.0-3	3.0-5
Career	32-29	61	2	-	-	-	8.0-40	13.5-53

IZZARD'S CAREER HIGHS

Tackles.....5; Illinois, 10/23/21
Tackles for Loss.....2.0; Twice: Last at Illinois, 9/16/23
Sacks.....2.0; at Illinois, 9/16/23
Forced Fumbles.....1; Rutgers, 11/20/21



DVON J-THOMAS 91

Defensive Tackle | 6-1 | 305
Redshirt Senior +
Burtonsville, Md./McDonogh School
Major: Journalism

2024 REDSHIRT SENIOR (+) SEASON

Awards: Postseason: Voted All-Big Ten honorable mention by the media. **Preseason:** Named to the Polynesian Football Player of the Year Award watch list.
Season: Has started 12 games...Owns 22 tackles (8 solo) and 2.5 tackles for loss.
at West Virginia (8/31): Posted two tackles. **Bowling Green (9/7):** Made four tackles (2 solo), including a tackle loss. **Kent State (9/21):** Assisted on a tackle. **Illinois (9/28):** Posted a solo tackle. **UCLA (10/5):** Assisted on a tackle for loss. **at Wisconsin (10/26):** Tallied two tackles, including a half-tackle for loss. **Ohio State (11/2):** Posted two tackles, including one solo. **Washington (11/9):** Assisted on a tackle. **at Minnesota (11/23):** Tallied four tackles, including two solo...Helped on a tackle for loss. **Maryland (11/30):** Posted four tackles (1 solo).

J-THOMAS' CAREER STATISTICS

	UT-AT	TT	FF	FR	I	PBU	SACK	TFL
2020	3-0	3	-	-	-	-	1.0-10	1.0-10
2021	7-8	15	-	1	-	-	-	1.5-1
2022	6-9	15	1	-	-	1	1.0-9	2.0-12
2023	14-12	26	-	-	-	-	-	5.0-14
2024	8-14	22	-	-	-	-	-	2.5-7
Career	38-43	81	1	1	-	1	2.0-19	12.0-44

J-THOMAS' CAREER HIGHS

Tackles.....5; UMass, 10/14/23
Tackles for Loss.....2.5; UMass, 10/14/23
Sacks.....1.0; Twice: Last at Indiana, 11/5/22
Forced Fumbles.....1; at Michigan, 10/15/22
Fumble Recoveries.....1; Illinois, 10/23/21
Pass Breakups.....1; Michigan State, 11/26/22



TYLER JOHNSON 11

Wide Receiver | 6-0 | 188
Redshirt Sophomore
Martinsville, Va./Magna Vista
Major: Recreation, Parks & Tourism Management

2024 REDSHIRT SOPHOMORE SEASON

Season: Has appeared in nine games.



JALEN KIMBER 3

Cornerback | 6-0 | 184
Redshirt Senior
Merrillville, Ind./Mansfield Timberview/Georgia/Florida
Major: Sociology

2024 REDSHIRT SENIOR SEASON

Awards: Postseason: Garnered All-Big Ten honorable mention honors by the media.

Season: Has appeared in 12 games, making 11 starts...Owns 19 tackles and three pass breakups.
at West Virginia (8/31): Posted three tackles and broke up a pass. **Bowling Green (9/7):** Made two tackles. **Kent State (9/21):** Tallied two tackles. **Illinois (9/28):** Made a solo stop. **UCLA (10/5):** Had one tackle. **at USC (10/12):** Made three solo tackles. **Ohio State (11/2):** Posted three tackles, including two solo. **Washington (11/9):** Recorded a solo tackle and a pass breakup. **at Minnesota (11/23):** Registered one tackle. **Maryland (11/30):** Tallied two tackles (1 solo).

KIMBER'S CAREER STATISTICS

	UT-AT	TT	FF	FR	I	PBU	SACK	TFL
2020*	1-0	1	-	-	-	-	-	-
2021*	1-0	1	-	-	-	-	-	-
2022**	8-5	13	-	-	1	1	-	-
2023**	18-5	23	-	1	-	5	-	-
2024	12-7	19	-	-	-	3	-	-
Career	40-17	57	-	1	1	9	-	-

KIMBER'S CAREER HIGHS

Tackles.....5; at LSU, 11/11/23**
Fumble Recoveries.....1; Vanderbilt, 10/7/23**
Interceptions.....1; South Florida, 9/17/22**
Pass Breakups.....2; Vanderbilt, 10/7/23**

* at Georgia (2020-21)

** at Florida (2022-23)

LANE'S CAREER STATISTICS

	UT-AT	TT	FF	FR	I	PBU	SACK	TFL
2024	6-6	12	-	-	1	2	-	-
Career	6-6	12	-	-	1	2	-	-

LANE'S CAREER HIGHS

Tackles	4; Twice; Last: Maryland, 11/30/24
Pass Breakups	1; Twice; Last: at Purdue, 11/16/24
Interceptions	1; Maryland, 11/30/24
Long Interception Return	54; Maryland, 11/30/24



QUINTON MARTIN JR. 25

Running Back | 6-1 | 202
Freshman
Belle Vernon, Pa./Belle Vernon
Major: Division of Undergraduate Studies

2024 TRUE FRESHMAN SEASON

Season: Has appeared in four games.

Kent State (9/21): Had seven rushes for 24 yards, including a long run of 10 yards. UCLA (10/5): Recorded one carry for one yard and three receptions for 18 yards.

MARTIN'S CAREER STATISTICS

	Att.-Yds.	Avg.	TD	LG	Rec.-Yds.	Avg.	TD	LG
2024	10-25	2.5	-	10	3-18	6.0	-	7
Career	10-25	2.5	-	10	3-18	6.0	-	7

MARTIN'S CAREER RETURN STATISTICS

	KR-Yds.	Avg.	TD	LG	PR-Yds.	Avg.	TD	LG
2024	1-27	27.0	-	-	-	-	-	-
Career	1-27	27.0	-	-	-	-	-	-

MARTIN'S CAREER HIGHS

Rushing Attempts	7; Kent State, 9/21/24
Rushing Yards	24; Kent State, 9/21/24
Longest Rush	10; Kent State, 9/21/24
Receptions	3; UCLA, 10/5/24
Receiving Yards	18; UCLA, 10/5/24
Longest Reception	7; UCLA, 10/25/24
Kick Returns	1; UCLA, 10/5/24
Kick Return Yards	27; UCLA, 10/5/24
Long Kick Return	27; UCLA, 10/5/24
All-Purpose Yards	28; UCLA, 10/5/24



JORDAN MAYER 95

Defensive End | 6-4 | 242
Redshirt Freshman
Jefferson Hills, Pa./Thomas Jefferson/Wisconsin
Major: Division of Undergraduate Studies

2024 REDSHIRT FRESHMAN SEASON

Season: Has appeared in 11 games, primarily on special teams. Owns 1.5 sacks on the year.

Washington (11/9): Assisted on a sack in the fourth quarter. Maryland (11/30): Posted a sack.



KOBE KING

41

Linebacker | 6-1 | 248
Redshirt Junior
Detroit, Mich./Cass Tech
Major: Recreation, Park and Tourism Management

2024 REDSHIRT JUNIOR SEASON

Awards: **Postseason:** Selected All-Big Ten second team by the coaches and media. **Preseason:** Named to the Butkus Award watch list.

Season: Has started 12 games...Owns 62 tackles (33 solo) with 7.5 tackles for loss, three sacks and a pass breakup...Voted a team captain...Named coaching staff's defensive player of the week (Minnesota - 11/23).

at West Virginia (8/31): Posted three tackles. **Bowling Green (9/7):** Made seven tackles (4 solo). **Kent State (9/21):** Made a solo tackle. **Illinois (9/28):** Recorded a solo sack in the second quarter and added a half-tackle for loss later in the quarter...Finished with seven tackles (4 solo). **UCLA (10/5):** Tallied five tackles, including a half-tackle for loss. **at USC (10/12):** Made seven tackles (5 solo) to go along with a tackle for loss. **at Wisconsin (10/26):** Posted four tackles and a half-tackle for loss. **Ohio State (11/2):** Recorded seven tackles, including five solo...Notched a solo sack in the third quarter. **Washington (11/9):** Tallied seven tackles, including four solo...Had a solo tackle on Washington's opening drive. **at Purdue (11/16):** Posted two tackles and assisted on a sack...Added a pass breakup. **at Minnesota (11/23):** Made nine tackles, including five solo...Collected 1.5 tackles for loss, registering a solo tackle for loss in the second quarter and assisted on a tackle for loss in the fourth quarter. Maryland (11/30): Assisted on three tackles.

KING'S CAREER STATISTICS

	UT-AT	TT	FF	FR	I	PBU	SACK	TFL
2021	1-2	3	-	-	-	-	-	-
2022	20-21	41	-	1	-	3	-	4.0-10
2023	39-20	59	-	1	-	-	1.5-5	6.0-18
2024	33-29	59	-	-	-	1	3.0-12	7.5-21
Career	93-72	165	-	2	-	4	4.5-17	17.5-49

KING'S CAREER HIGHS

Tackles	10; Rutgers, 11/18/23
Tackles for Loss	2.5; at Indiana, 11/5/22
Sacks	1.0; Four Times: Last Washington, 11/9/24
Fumble Recoveries	1; Twice: Last at Illinois, 9/16/23
Long Fumble Return	14; at Rutgers, 11/19/22
Pass Breakups	1; Four Times: Last at Purdue, 11/16/24



DEJUAN LANE

10

Safety | 6-2 | 211
Freshman
Jessup, Md./Gilman School
Major: Division of Undergraduate Studies

2024 TRUE FRESHMAN SEASON

Season: Has appeared in 12 games...Has 12 tackles (6 solo), an interception, and two pass breakups.


Kent State (9/21): Assisted on two tackles. **UCLA (10/5):** Made four tackles (2 solo). **at Wisconsin (10/26):** Broke up a pass. **at Purdue (11/16):** Made two solo stops to go along with a pass breakup. **at Minnesota (11/23):** Assisted on one tackle. Maryland (11/30): Posted his first career interception, returning it 54 yards...Also tallied four tackles (3 solo).

MAYER'S CAREER STATISTICS

	UT-AT	TT	FF	FR	I	PBU	SACK	TFL
2024	1-1	2	-	-	-	-	1.5-8	1.5-8
Career	1-1	2	-	-	-	-	1.5-8	1.5-8

MAYER'S CAREER HIGHS

Tackles..... 1; Twice; Last: Maryland, 11/30/24
Tackles for Loss 1.0; Maryland, 11/30/24
Sacks..... 1.0; Maryland, 11/30/24



CAM MILLER5

Cornerback | 6-0 | 184
Junior
Fernandina Beach, Fla./Trinity Christian Academy
Major: Telecommunications

CAREER NOTES & RECORDS

Game: 2023: Recorded two sacks against UMass (10/14), becoming Penn State's first defensive back to record multiple sacks in a game since Derek Bochna had two for the Nittany Lions at West Virginia in 1992.

2024 JUNIOR SEASON

Season: Has appeared in 12 games, making four starts...Owns 19 tackles (12 solo), two tackles for loss, one sack and three pass breakups.

at West Virginia (8/31): Made three solo tackles. **Bowling Green (9/7):** Matched his career high in tackles with five (4 solo). **Kent State (9/21):** Assisted on a tackle and had a quarterback hurry. **Illinois (9/28):** Recorded a sack to go along with two tackles. **UCLA (10/5):** Recorded one tackle. **at Wisconsin (10/26):** Made a solo tackle. **Ohio State (11/2):** Notched three tackles, one solo, and added a pass breakup. **at Purdue (11/16):** Broke up a pass. **at Minnesota (11/23):** Recorded two tackles, including a solo tackle for loss.

MILLER'S CAREER STATISTICS

	UT-AT	TT	FF	FR	I	PBU	SACK	TFL
2022	3-2	5	-	-	-	-	-	-
2023	19-5	24	-	-	1	3	3.0-22	4.0-23
2024	12-7	19	-	-	-	3	1.0-7	2.0-8
Career	34-14	48	-	-	1	6	4.0-29	6.0-31

MILLER'S CAREER HIGHS

Tackles..... 5; Twice; Last: Bowling Green, 9/7/24
Tackles for Loss 2.0; UMass, 10/14/23
Sacks..... 2.0; UMass, 10/14/23
Interceptions..... 1; at Illinois, 9/16/23
Pass Breakups 3; vs. Ole Miss, 12/30/23



TYRECE MILLS14

Safety | 6-1 | 203
Redshirt Senior
Philadelphia, Pa./Northeast/Lackawanna College
Major: Telecommunications

2024 REDSHIRT SENIOR SEASON

Season: Has appeared in 11 games...Owns 17 tackles (8 solo).

Kent State (9/21): Assisted on a tackle. **Ohio State (11/2):** Tallied two tackles, including one solo. **Washington (11/9):** Recorded a solo tackle. **at Purdue (11/16):** Recorded two solo tackles. **at Minnesota (11/23):** Collected a career-high five tackles, including two solo. **Maryland (11/30):** Posted three tackles (1 solo).

MILLS' CAREER STATISTICS

	UT-AT	TT	FF	FR	I	PBU	SACK	TFL
2023	0-2	2	-	-	-	-	-	-
2024	8-7	15	-	-	-	-	-	-
Career	8-9	17	-	-	-	-	-	-

MILLS' CAREER HIGHS

Tackles..... 5; at Minnesota, 11/23/24



JON MITCHELL12

Cornerback | 5-11 | 191
Freshman
Jacksonville, Fla./Mandarin
Major: Division of Undergraduate Studies

TRUE FRESHMAN SEASON

Season: Has appeared in two games.


Kent State (9/21): Made two tackles. **at Purdue (11/16):** Assisted on a tackle. **Maryland (11/30):** Assisted on two tackles.

MITCHELL'S CAREER STATISTICS

	UT-AT	TT	FF	FR	I	PBU	SACK	TFL
2024	0-5	5	-	-	-	-	-	-
Career	0-5	5	-	-	-	-	-	-

MILLER'S CAREER HIGHS

Tackles..... 2; Twice; Last: Maryland, 11/30/24



JOSEPH MUOYI56

Defensive End | 6-5 | 260
Redshirt Freshman
Kinshasa, DR of the Congo/St. Thomas More (Conn.)
Major: Division of Undergraduate Studies

2024 REDSHIRT FRESHMAN SEASON

Season: Has appeared in two games.

Kent State (9/21): Made one tackle.

MUOYI'S CAREER STATISTICS

	UT-AT	TT	FF	FR	I	PBU	SACK	TFL
2024	0-1	1	-	-	-	-	-	-
Career	0-1	1	-	-	-	-	-	-

MUOYI'S CAREER HIGHS

Tackles..... 1; Kent State, 9/7/24



DAKAARI NELSON 8

Linebacker | 6-3 | 222
Redshirt Freshman
Livingston, Ala./Selma
Major: Division of Undergraduate Studies

2024 REDSHIRT FRESHMAN SEASON

Season: Has appeared in 12 games, making one start.
Illinois (9/28): Made his first career start...Assisted on a tackle. at USC (10/12): Made a solo tackle. at Purdue (11/16): Had two solo tackles.

NELSON'S CAREER STATISTICS

	UT-AT	TT	FF	FR	I	PBU	SACK	TFL
2023	-	-	-	-	-	-	-	-
2024	3-1	4	-	-	-	-	-	-
Career	3-1	4	-	-	-	-	-	-

NELSON'S CAREER HIGHS

Tackles.....2; at Purdue, 11/16/24



JB NELSON 56

Offensive Line | 6-5 | 327
Redshirt Senior
Pittsburgh, Pa./Mount Lebanon/Lackawanna College
Major: Recreation, Park and Tourism Management

2024 REDSHIRT SENIOR SEASON

Season: Has appeared in 12 games.
at West Virginia (8/31): Penn State gained 457 yards on 60 plays (7.6 yards per play)...The Nittany Lions threw for 235 yards and rushed for 222 yards, while not allowing a sack...PSU tallied eight runs of 10+ yards. Bowling Green (9/7): Penn State had nine plays of 20+ yards (five passes, four rushes)... PSU collected 438 total yards, throwing for 204 yards and rushing for 234 yards... The Nittany Lions had two 100-yard rushers (Nicholas Singleton - 119; Kaytron Allen - 101). Kent State (9/21): Penn State had a school record 718 yards of offense...The Nittany Lions had a school record 40 first downs...Penn State's 409 passing yards are the fifth highest total in school history. Illinois (9/28): Helped pave way for the offense to gain 239 yards on the ground with three rushing touchdowns...Kaytron Allen rushed for 102 yards and a touchdown, while Nicholas Singleton added 94 yards and a score. UCLA (10/5): Penn State totaled four plays of 20+ yards on offense...The Nittany Lions scored on a 16-play, 82-yard drive, covering 8:36 in the second quarter, PSU's longest drive by time since a 9:04 drive against Indiana in 2019. at USC (10/12): Tight end Tyler Warren set a Penn State and Big Ten tight end record with 224 receiving yards (on 17 catches)...Warren's 17 receptions are a Penn State record and tied an FBS tight end record...Penn State had six pass plays of 20+ yards...The Nittany Lions tallied 518 total yards and threw for 400 yards. at Wisconsin (10/26): Penn State tallied 419 total yards, while Drew Allar and Beau Pribula each threw a touchdown pass. Ohio State (11/2): The Nittany Lions recorded four plays of 20+ yards, including three passing and one rushing. Washington (11/9): Penn State gained 486 total yards, including 266 rushing and four touchdowns on the ground...Corey Smith had a 78-yard rush in the fourth quarter, PSU's longest offensive play this season...PSU did not allow a tackle for loss in the game. at Purdue (11/16): Penn State had eight plays of 20+ yards (6 passing, 2 rushing)... The Nittany Lions tallied 539 total yards, threw for 305 yards and gained 234 yards on the ground, without allowing a sack. at Minnesota (11/23): The Nittany Lions threw for 244 yards and helped Allar and Singleton to score on rushing touchdowns. Maryland (11/30): Helped the Nittany Lions to gain 412 total yards, including 213 on the ground...PSU scored six touchdowns in the red zone and did not allow a sack.



GABRIEL NWOSU 99

Punter | 6-6 | 285
Redshirt Junior
Derwood, Md./The Bullis School
Major: Supply Chain and Information Systems

2024 REDSHIRT JUNIOR SEASON

Season: Has appeared in 12 games as Penn State's kickoff specialist.
at West Virginia (8/31): Averaged 62.5 yards on six kickoffs. Bowling Green (9/7): Had four touchbacks on seven kickoffs...Averaged 63.7 yards per kickoff. Kent State (9/21): Averaged 64.5 yards on eight kickoffs, including five touchbacks. Illinois (9/28): Hit all four of his kickoffs for touchbacks. UCLA (10/5): Landed touchbacks on four kickoffs and averaged 64.5 yards per kickoff. at USC (10/12): Averaged 63.9 yards on seven kickoffs with five touchbacks. at Wisconsin (10/26): Landed three touchbacks and averaged 63.6 yards per kickoff on five kicks. Ohio State (11/2): Averaged 66.2 yards on four kickoffs and landed three touchbacks. Washington (11/9): Landed four kickoffs for touchbacks and averaged 65.0 yards per kick. at Purdue (11/16): Had five touchbacks on eight kickoffs, averaging 62.2 yards per kickoff. at Minnesota (11/23): Landed four kickoffs for touchbacks on six kickoffs, averaging 62.3 yards per kick. Maryland (11/30): Had two touchbacks.

NWOSU'S CAREER KICKOFF STATISTICS

	KO	Yds.	Avg.	TB	OB
2022	18	1,138	63.2	7	1
2023	76	4,840	63.7	50	2
2024	74	4,694	63.4	45	2
Career	168	10,672	63.5	102	5

NWOSU'S CAREER PUNTING STATISTICS

	Punts	Yards	Avg.	I-20	FC	50+	LG	BLK
2022	2	68	34.0	-	-	-	36	-
2023	-	-	-	-	-	-	-	-
Career	2	68	34.0	-	-	-	36	-

NWOSU'S CAREER HIGHS

Kickoffs.....10; at Maryland, 11/4/23
Kickoff Yards.....626; at Maryland, 11/4/23
Kickoff Average.....66.2; at Ohio State, 11/2/24
Touchbacks8; at Maryland. 11/4/23
Punts2; at Indiana, 11/5/22
Punt Yards.....68; at Indiana, 11/5/22
Punt Average.....34; at Indiana, 11/5/22
Longest Punt.....36; at Indiana, 11/5/22



CHIMDY ONOH 55

Offensive Line | 6-5 | 323
Redshirt Freshman
Baltimore, Md./Dundalk
Major: Division of Undergraduate Studies

2024 REDSHIRT FRESHMAN SEASON

Season: Has appeared in two games.



LAMONT PAYNE JR. 27

Safety | 6-0 | 196
Redshirt Freshman
Carnegie, Pa./Chartiers Valley
Major: Division of Undergraduate Studies

2024 REDSHIRT FRESHMAN SEASON

Season: Has appeared in one game.



BEAU PRIBULA 9

Quarterback | 6-2 | 206
Redshirt Sophomore
York, Pa./Central York
Major: Advertising and Public Relations

CAREER NOTES & RECORDS

Career: **Rankings:** Ranks seventh all-time among Penn State quarterbacks with 10 rushing touchdowns and ninth with 559 career rushing yards.

Season: **2023:** Finished tied for seventh in a single season at Penn State in rushing touchdowns by a quarterback (6) and ninth in rushing yards (329).

2024 REDSHIRT SOPHOMORE SEASON

Season: Has appeared in 12 games...Is 26-for-35 for 275 yards, five touchdowns and one interception...Owns 35 rushes for 230 yards and four touchdowns...Named the coaching staff's offensive player of the game (Wisconsin, 10/26).

at West Virginia (8/31): Threw a 19-yard touchdown pass to Tyler Warren...Added three carries for 25 yards. Bowling Green (9/7): Had two carries for 12 yards. Kent State (9/21): Finished 6-for-9 for 83 yards and one touchdown...Also ran the ball five times for 45 yards and a score...Threw a 13-yard touchdown pass to Khalil Dinkins in the third quarter and had a one-yard rushing touchdown in the fourth quarter. Illinois (9/28): Ran the ball three times for 17 yards. UCLA (10/5): Had two carries for 6 yards. at Wisconsin (10/26): Played the entire second half...Completed 11-of-13 passes for 98 yards, including a 1-yard touchdown pass to Dinkins...Added 28 yards on six carries...Had two completions over 20 yards. Ohio State (11/2): Completed a 4-yard pass. Washington (11/9): Scored on an 8-yard run to cap PSU's opening drive. at Purdue (11/16): Completed 5-of-8 passes for 58 yards and a touchdown, while adding 56 rushing yards and a score Scored on a 49-yard run in the third quarter...Threw a 24-yard touchdown pass to Luke Reynolds in the fourth quarter. at Minnesota (11/23): Had a 4-yard rush. Maryland (11/30): Rushed six times for 29 yards and a touchdown...Completed two of three passes for 13 yards and a touchdown.

PRIBULA'S CAREER PASSING STATISTICS

	C-A	Yds.	%	TD-INT	YPG	LG
2023	11-21	149	52.4	4-0	13.5	48
2024	26-35	275	74.3	5-1	22.9	24
Career	37-56	424	66.1	9-1	18.4	48

PRIBULA'S CAREER OFFENSIVE STATISTICS

	Att.-Yds.	Avg.	TD	LG	Rec.-Yds.	Avg.	TD	LG
2023	56-329	5.9	6	39	-	-	-	-
2024	35-230	6.6	4	49	-	-	-	-
Career	91-559	6.1	10	49	-	-	-	-

PRIBULA'S CAREER HIGHS

Pass Completions..... 11; at Wisconsin, 10/26/24
Pass Attempts 13; at Wisconsin, 10/26/24
Passing Yards..... 98; at Wisconsin, 10/26/24
Passing Touchdowns1; Nine Times; Last: Maryland, 11/30/24
Long Pass48; vs. Ole Miss, 12/30/23
Rushing Attempts9; Twice; Last at Maryland, 11/4/23
Rushing Yards.....71; Rutgers, 11/18/23
Rushing Touchdowns1; 10 Times; Last: Maryland, 11/30/24
Longest Rush.....49; at Purdue, 11/16/24



JACKSON PRYTS 45

Linebacker | 6-3 | 206
Redshirt Sophomore
Hermitage, Pa./Hickory
Major: Economics

2024 REDSHIRT SOPHOMORE SEASON

Season: Has appeared in one game.



ANDREW RAPPLEYEA 87

Tight End | 6-4 | 250
Redshirt Freshman
Millbrook, N.Y./Milton Academy (Mass.)
Major: Division of Undergraduate Studies

2024 REDSHIRT FRESHMAN SEASON

Season: Has started one game.

at West Virginia (8/31): Made his first career start.



JAYLEN REED 1

Safety | 6-0 | 212
Senior
Detroit, Mich./Martin Luther King Jr.
Major: Recreation, Park and Tourism Management

2024 SENIOR SEASON

Awards: **Postseason:** Voted All-Big Ten second team by the coaches and media.

Season: Has made 12 starts at safety...Owns 75 tackles (43 solo), 4.5 tackles for loss, 1.5 sacks, a forced fumble, a fumble recovery, three interceptions (one touchdown return) and two pass breakups...Named the coaching staff's defensive player of the game three times (West Virginia, 8/31; USC, 10/12; Wisconsin, 10/26).


at West Virginia (8/31): Tallied nine tackles (3 solo), including a tackle for loss...Broke up a career-high two passes...Recovered a fumble in the first quarter. **Bowling Green (9/7):** Posted a career-high 10 tackles (4 solo). **Kent State (9/21):** Posted three tackles and assisted on a tackle for loss. **Illinois (9/28):** Led the team with eight tackles (5 solo) to go along with an assisted sack. **UCLA (10/5):** Tallied three tackles, including a strip-sack in the third quarter...Recorded first career forced fumble. **at USC (10/12):** Intercepted a pass late in the fourth quarter and returned it 22 yards to halt a potential USC scoring drive...Finished the game with six tackles (5 solo). **at Wisconsin (10/26):** Picked off a pass in the third quarter and returned it 19 yards for a touchdown, his first career pick-six...Added five tackles (4 solo). **Ohio State (11/2):** Notched six tackles, four solo, and a half-tackle for loss. **Washington (11/9):** Tied for the team high with seven tackles...Recorded an interception in the second quarter. **at Purdue (11/16):** Made three tackles (2 solo). **at Minnesota (11/23):** Tallied a team-high 10 tackles, including four solo...Assisted on a tackle for loss. Maryland (11/30): Made five tackles (4 solo).

REED'S CAREER STATISTICS

	UT-AT	TT	FF	FR	I	PBU	SACK	TFL
2021	4-2	6	-	-	-	-	-	-
2022	23-8	31	-	-	-	3	-	2.0-6
2023	32-14	46	-	-	2	1	1.0-7	4.0-14
2024	43-32	75	1	1	3	2	1.5-18	4-5-32
Career	102-56	158	1	1	5	6	2.5-25	10.5-52

REED'S CAREER HIGHS

Tackles.....10; Twice: Last at Minnesota, 11/23/24
Tackles for Loss1.0; Six Times: Last at West Virginia, 8/31/24
Sacks1.0; Twice: Last UCLA, 10/5/24
Interceptions.....1; Five Times: Last Washington, 11/9/24
Pass Breakups2; at West Virginia, 8/31/24
Forced Fumbles.....1; UCLA, 10/5/24
Fumble Recoveries1; at West Virginia, 8/31/24



LUKE REYNOLDS

85

Tight End | 6-4 | 248

Freshman

Westford, Mass./Cheshire Academy (Conn.)

Major: Division of Undergraduate Studies

2024 FRESHMAN SEASON

Season: Has appeared in 12 games, making three starts...Named the coaching staff's special teams player of the game (Wisconsin, 10/26).


Bowling Green (9/7): Made first career start. **Kent State (9/21):** Made two catches for 27 yards. **Illinois (9/28):** Made an 8-yard reception. **at Purdue (11/16):** Hauled three receptions for 53 yards, including a 24-yard touchdown catch...Added a 21-yard grab. **at Minnesota (11/23):** Had a 32-yard rush to convert a fourth-and-1 on a fake punt in the fourth quarter.

REYNOLDS' CAREER STATISTICS

	Att.-Yds.	Avg.	TD	LG	Rec.-Yds.	Avg.	TD	LG
2024	1-32	32.0	-	32	6-88	14.7	1	24
Career	1-32	32.0	-	32	6-88	14.7	1	24

REYNOLDS' CAREER HIGHS

Receptions.....3; at Purdue, 11/16/24
Receiving Yards.....53; at Purdue, 11/16/24
Receiving Touchdowns1; at Purdue, 11/16/24
Longest Reception24 yards; at Purdue, 11/16/24
Rush Attempts1; at Minnesota, 11/23/24
Rushing Yards.....32; at Minnesota, 11/23/24
Longest Rush.....32 yards; at Minnesota, 11/23/24



TA'MERE ROBINSON

24

Linebacker | 6-3 | 223

Redshirt Freshman

Pittsburgh, Pa./Brashear

Major: Division of Undergraduate Studies

2024 REDSHIRT SOPHOMORE SEASON

Season: Has appeared in ten games...Owns 11 tackles, 1.5 tackles for loss and a half-sack.


at West Virginia (8/31): Totaled two solo stops on kickoff coverage. **Kent State (9/21):** Made three tackles (2 solo) and added a tackle for loss. **Illinois (9/28):** Made a solo stop. **UCLA (10/5):** Notched three solo tackles. **Washington (11/9):** Assisted on a sack in the fourth quarter. **at Purdue (11/16):** Recorded one tackle.

ROBINSON'S CAREER STATISTICS

	UT-AT	TT	FF	FR	I	PBU	SACK	TFL
2023	2-0	2	-	-	-	-	-	-
2024	9-2	11	-	-	-	-	0.5-3	1.5-4
Career	11-2	13	-	-	-	-	0.5-3	1.5-4

ROBINSON'S CAREER HIGHS

Tackles.....3; Twice: Last UCLA, 10/5/24
Tackles for Loss1.0; Kent State, 9/21/24
Sacks.....0.5; Washington, 11/9/24



TONY ROJAS

13

Linebacker | 6-2 | 236

Sophomore

Fairfax, Va./Fairfax

Major: Division of Undergraduate Studies

2024 SOPHOMORE SEASON

Awards: Postseason: Tabbed All-Big Ten honorable mention by the coaches.

Season: Has made 12 starts at linebacker...Owns 43 tackles (26 solo), five tackles for loss, one sack, two interceptions, and two pass breakups.

at West Virginia (8/31): Made his first career start at linebacker, collecting five tackles (two solo) and a career high-tying 1.5 tackles for loss. **Bowling Green (9/7):** Made a key interception in the fourth quarter to help the Nittany Lions secure the win...Finished with five tackles (2 solo), a pass breakup and a quarterback hurry. **Kent State (9/21):** Made two solo stops. **Illinois (9/28):** Made three solo tackles to go along with a tackle for loss. **UCLA (10/5):** Led team with a career-high eight tackles, including six in the first half...Had a solo tackle for loss in the first quarter. **at USC (10/12):** Posted four tackles (2 solo). **at Wisconsin (10/26):** Made three solo stops and broke up a pass. **Ohio State (11/2):** Recorded four tackles (2 solo) and assisted on a tackle for loss. **at Purdue (11/16):** Had two quarterback hurries. **at Minnesota (11/23):** Tallied six tackles, including four solo...Recorded first career sack in the first quarter. Maryland (11/30): Posted three tackles (1 solo) and an interception, his second of the season.


56 2024 PENN STATE FOOTBALL

ROJAS' CAREER STATISTICS

	UT-AT	TT	FF	FR	I	PBU	SACK	TFL
2023	8-14	22	1	-	1	-	-	3.5-6
2024	26-17	43	-	-	2	2	1.0-4	5.0-11
Career	34-31	65	1	-	3	2	1.0-4	8.5-17

➤ ROJAS' CAREER HIGHS

Tackles.....8; UCLA, 10/5/24
Tackles for Loss1.5; Twice: Last: at West Virginia, 8/31/24
Sacks1.0; at Minnesota, 11/23/24
Interceptions.....1; Three Times: Last: Maryland, 11/30/24
Pass Breakups1; Twice: Last: at Wisconsin, 10/26/24
Forced Fumbles.....1; at Maryland, 11/4/23



NOLAN RUCCI 72

Offensive Line | 6-8 | 308
Redshirt Junior
Lititz, Pa./Warwick/Wisconsin
Major: Geography

➤ 2024 ➤ REDSHIRT JUNIOR SEASON

Season: Has appeared in 12 games on the offensive line and special teams...Has made two starts.

at West Virginia (8/31): Penn State gained 457 yards on 60 plays (7.6 yards per play)...The Nittany Lions threw for 235 yards and rushed for 222 yards, while not allowing a sack...PSU tallied eight runs of 10+ yards. **Bowling Green (9/7):** Penn State had nine plays of 20+ yards (five passes, four rushes)... PSU collected 438 total yards, throwing for 204 yards and rushing for 234 yards... The Nittany Lions had two 100-yard rushers (Nicholas Singleton - 119; Kaytron Allen - 101). **Kent State (9/21):** Penn State had a school record 718 yards of offense...The Nittany Lions had a school record 40 first downs...Penn State's 409 passing yards are the fifth highest total in school history. **UCLA (10/5):** Penn State totaled four plays of 20+ yards on offense...The Nittany Lions scored on a 16-play, 82-yard drive, covering 8:36 in the second quarter, PSU's longest drive by time since a 9:04 drive against Indiana in 2019. **at Wisconsin (10/26):** Penn State tallied 419 total yards, while Drew Allar and Beau Pribula each threw a touchdown pass. **Ohio State (11/2):** The Nittany Lions recorded four plays of 20+ yards, including three passing and one rushing. **Washington (11/9):** Penn State gained 486 total yards, including 266 rushing and four touchdowns on the ground...Corey Smith had a 78-yard rush in the fourth quarter, PSU's longest offensive play this season...PSU did not allow a tackle for loss in the game. **at Purdue (11/16):** Penn State had eight plays of 20+ yards (6 passing, 2 rushing)... The Nittany Lions tallied 539 total yards, threw for 305 yards and gained 234 yards on the ground, without allowing a sack. **at Minnesota (11/23):** The Nittany Lions threw for 244 yards and helped Allar and Singleton to score on rushing touchdowns. **Maryland (11/30):** Helped the Nittany Lions to gain 412 total yards, including 213 on the ground...PSU scored six touchdowns in the red zone and did not allow a sack.



DOMINIC RULLI 52

Offensive Line | 6-3 | 295
Redshirt Sophomore
Burlington, Ky./The Taft School (Conn.)
Major: Kinesiology

➤ 2024 ➤ REDSHIRT SOPHOMORE SEASON

Season: Has appeared in 11 games, primarily on special teams...Named the coaching staff's special teams player of the game twice (Wisconsin - 10/26; Minnesota - 11/23).



SANDER SAHAYDAK 93

Kicker | 6-0 | 185
Redshirt Junior
Bethlehem, Pa./Liberty
Major: Telecommunications

➤ 2024 ➤ REDSHIRT JUNIOR SEASON

Season: Was Penn State's primary kicker in four games...Is 2-of-5 field goals and 17-of-17 on extra points...Named the coaching staff's special teams player of the game (Bowling Green, 9/7).

at West Virginia (8/31): Connected on all four of his PAT attempts. **Bowling Green (9/7):** Drilled a career-long 43-yard field goal in the second quarter, marking his first career field goal of 40-plus yards... Added a 28-yard field goal later in the quarter and was 4-4 on extra point attempts. **Kent State (9/21):** Converted all seven extra-point attempts. **Illinois (9/28):** Made a pair of extra points.

SAHAYDAK'S CAREER KICKING STATISTICS

	FGM-A	%	0-19	20-29	30-39	40-49	50+	LG	XP	PTS
2022	1-2	50.0	-	1-1	-	-	0-1	20	1-1	4
2023	0-2	0.0	-	-	0-2	-	-	-	7-7	7
2024	2-5	40.0	-	1-1	-	1-4	-	43	17-17	23
Career	3-9	33.3	-	2-2	0-2	1-4	0-1	43	25-25	34

SAHAYDAK'S CAREER KICKOFF STATISTICS

	KO	Yds.	Avg.	TB	OB
2022	15	934	62.3	4	1
2023	2	66	33.0	-	-
2024	-	-	-	-	-
Career	17	1,000	58.8	4	1

➤ SAHAYDAK'S CAREER HIGHS

Points Scored.....10; Bowling Green, 9/7/24
PATs Made.....7; Kent State, 9/21/24
PATs Attempted7; Kent State, 9/21/24
Field Goals Made.....2; Bowling Green, 9/7/24
Field Goals Attempted2; Three Times: Last Illinois, 9/28/24
Longest Field Goal43 yards; Bowling Green, 9/7/24
Kickoffs.....4; Ohio, 9/10/22
Kickoff Yards.....240; Ohio, 9/10/22
Kickoff Average.....65.0; at Rutgers, 11/19/2



KADEN SAUNDERS 7

Wide Receiver | 5-10 | 182
Redshirt Sophomore
Columbus, Ohio/Westerville South
Major: Journalism

➤ 2024 ➤ REDSHIRT SOPHOMORE SEASON

Season: Has appeared in four games as a punt returner.

Kent State (9/21): Had a 23-yard punt return in the fourth quarter.

SAUNDERS' CAREER STATISTICS

	Att.-Yds.	Avg.	TD	LG	Rec.-Yds.	Avg.	TD	LG
2022	-	-	-	-	2-21	10.5	-	13
2023	-	-	-	-	6-56	9.3	1	17
2024	-	-	-	-	-	-	-	-
Career	-	-	-	-	8-77	9.6	1	17

SAUNDERS' CAREER RETURN STATISTICS

	KR-Yds.	Avg.	TD	LG	PR-Yds.	Avg.	TD	LG
2023	-	-	-	-	14-86	6.1	-	37
2024	-	-	-	-	4-25	6.3	-	23
Career	-	-	-	-	18-111	6.2	-	37

► SAUNDERS' CAREER HIGHS

Receptions.....2; Twice: Last at Ohio State, 10/21/23
Receiving Yards.....25; at Ohio State, 10/21/23
Receiving Touchdowns.....1; at Ohio State, 10/21/23
Long Reception.....17; at Ohio State, 10/21/23

Punt Returns.....5; Delaware, 9/9/23
Punt Return Yards.....43; UMass, 10/14/23
Long Punt Return.....37 yards; UMass, 10/14/23



JOEY SCHLAFER 18

Tight End | 6-5 | 240
 Redshirt Freshman
 Reading, Pa./Exeter Township
 Major: Division of Undergraduate Studies

► 2024 ► REDSHIRT FRESHMAN SEASON

Season: Has appeared in two games.



DREW SHELTON 66

Offensive Line | 6-5 | 307
 Junior
 Downingtown, Pa./Downingtown West
 Major: Recreation, Park and Tourism Management

► 2024 ► JUNIOR SEASON

Awards: Postseason: Selected All-Big Ten honorable mention by the coaches and media.

Season: Has started 12 games at left tackle.

at West Virginia (8/31): Penn State gained 457 yards on 60 plays (7.6 yards per play)...The Nittany Lions threw for 235 yards and rushed for 222 yards, while not allowing a sack...PSU tallied eight runs of 10+ yards. **Bowling Green (9/7):** Penn State had nine plays of 20+ yards (five passes, four rushes)...PSU collected 438 total yards, throwing for 204 yards and rushing for 234 yards...The Nittany Lions had two 100-yard rushers (Nicholas Singleton - 119; Kaytron Allen - 101). **Kent State (9/21):** Penn State had a school record 718 yards of offense...The Nittany Lions had a school record 40 first downs...Penn State's 409 passing yards are the fifth highest total in school history. **Illinois (9/28):** Helped pave way for the offense to gain 239 yards on the ground with three rushing touchdowns...Kaytron Allen rushed for 102 yards and a touchdown, while Nicholas Singleton added 94 yards and a score. **UCLA (10/5):** Penn State totaled four plays of 20+ yards on offense...The Nittany Lions scored on a 16-play, 82-yard drive, covering 8:36 in the second quarter, PSU's longest drive by time since a 9:04 drive against Indiana in 2019. **at USC (10/12):** Tight end Tyler Warren set a Penn State and Big Ten tight end record with 224 receiving yards (on 17 catches)...Warren's 17 receptions are a Penn State record and tied an FBS tight end record...Penn State had six pass plays of 20+ yards...The Nittany Lions tallied 518 total yards and threw for 400 yards. **at Wisconsin (10/26):** Penn State tallied 419 total yards, while Drew Allard and Beau Pribula each threw a touchdown pass. **Ohio State (11/2):** The Nittany Lions recorded four plays of 20+ yards, including three passing and one rushing. **Washington (11/9):** Penn State gained 486 total yards, including 266 rushing and four touchdowns on the ground...Corey Smith had a 78-yard rush in the fourth quarter, PSU's longest offensive play this season...PSU did not allow a tackle for loss in the game. **at Purdue (11/16):** Penn State had eight plays of 20+ yards (6 passing, 2 rushing)...The Nittany Lions tallied 539 total yards, threw for 305 yards and gained 234 yards on the ground, without allowing a sack. **at Minnesota (11/23):** The Nittany Lions threw for 244 yards and helped Allard and Singleton to score on rushing touchdowns. **Maryland (11/30):** Helped the Nittany Lions to gain 412 total yards, including 213 on the ground...PSU scored six touchdowns in the red zone and did not allow a sack.



NICHOLAS SINGLETON 10

Running Back | 6-0 | 226
 Junior
 Shillington, Pa./Governor Mifflin
 Major: Recreation, Park and Tourism Management

► CAREER NOTES & RECORDS

Career: Rankings: Has 2,546 career rushing yards, ranking 13th in Penn State history, 27 rushing touchdowns, good for 10th, 4,178 all-purpose yards, ranking seventh, and 35 total touchdowns, sitting fifth. **Notable:** Owns seven career 100-yard rushing games...Has six career games with multiple rushing touchdowns...Has 20 career 20+ yard runs, 12 30+ yards, 10 40+ yards, four 50+ yards, two 60+ yards, two 70+ yards and one 80+ yards.

Season: Records Set: Posted a Penn State freshman record 12 rushing touchdowns...Singleton (1,061) and Kaytron Allen (867) became the first true freshman teammates in Big Ten history each with 700 or more rushing yards in a single season. **2022:** Became the 16th all-time Nittany Lion to rush for 1,000 yards in a season...Joined Saquon Barkley (1,076; 2015) and D.J. Dozier (1,002; 1983) as the only PSU freshmen to reach 1,000 rushing yards in a season...With five multi-touchdown run games, became one of seven Penn State running backs to have at least five in a single season, joining Lydell Mitchell (8; 1971), Barkley (7; 2017), Curtis Enis (6; 1997), Ki-Jana Carter (6; 1994), Larry Johnson (5; 2002) and Richie Anderson (5; 1992)...Singleton and Allen became the only Penn State duo to each rush for 850-plus yards in a season and one of three 800-plus rushing yard duos: 2022 (Singleton, 1,061; Allen, 867), 2013 (Zach Zwinak, 989; Bill Belton, 803), 2005 (Tony Hunt, 1,047; Michael Robinson, 806).

Game: Records Set: Posted 179 rushing yards against Ohio (9/10), a Penn State record for a Beaver Stadium debut. **2022:** Tallied 70- and 44-yard touchdown runs and an additional 48-yard rush against Ohio, becoming the first Nittany Lion with multiple 40-plus yard touchdown runs in a game and three 40-plus yard runs in a game since Larry Johnson at Indiana on Nov. 16, 2002.

Bowl: 2022: Scored on an 87-yard run in the third quarter against Utah (1/2), the third-longest run in Rose Bowl Game history and the longest in the Rose Bowl Game since 2012...The run marked Penn State's second-longest rush in a bowl game, only trailing Saquon Barkley's 92-yard touchdown run in the 2017 Fiesta Bowl...Tallied two rushing touchdowns in the Rose Bowl Game, tied for second in a PSU bowl game, while his 120 rushing yards were 10th.

► 2024 ► JUNIOR SEASON

Awards: Postseason: Voted All-Big Ten honorable mention by the coaches and media as a running back and a return specialist. **Midseason:** Tabbed Midseason All-American by the Reese's Senior Bowl. **Preseason:** Named to the Doak Walker Award, Maxwell Award, Paul Hornung Award and Walter Camp Player of the Year Award watch lists.

Season: Has appeared in 11 games, making seven starts at running back...Has recorded 121 carries for 733 yards and seven touchdowns on the ground, adding 33 catches for 292 yards and four touchdowns...Ranks sixth in the FBS averaging 6.8 yards per carry on first down.

at West Virginia (8/31): Toted the ball 13 times for 114 yards and a touchdown...Added one catch for 13 yards...He posted two 40-yard runs against the Mountaineers, with one resulting in a touchdown...Also returned three kicks for 56 yards, including a 20-yard long return, for a total of 183 all-purpose yards. **Bowling Green (9/7):** Posted 119 yards rushing on 13 carries with one touchdown, while also adding a receiving touchdown...Rushing touchdown came on a 41-yard rush late in the fourth quarter...Had two rushes of 20+ yards...Hauled in a 14-yard touchdown catch in the third quarter. **Kent State (9/21):** Rushed for 81 yards on 11 carries, averaging 7.4 yards, while adding two receptions for 22 yards and a 17-yard score. **Illinois (9/28):** Rushed for 94 yards on 16 carries, averaging 5.9 yards per rush...Added two receptions for 25 yards, including 23 yards after the catch...Posted a 20-yard kick return to total 139 all-purpose yards...Scored on a 4-yard run on the third quarter. **at USC (10/12):** Rushed for 26 yards, while adding four receptions for 39 yards and a touchdown...Scored on a 14-yard reception in the fourth quarter...Added a 22-yard kick return in the second quarter. **at Wisconsin (10/26):** Tallied 119 all-purpose yards with 49 rushing, 37 receiving and 33 on kick returns...Rushed for 49 yards on 12 carries...Added three catches for 37 yards, including a 6-yard touchdown grab in the second quarter...Had a 27-yard catch in the first quarter. **Ohio State (11/2):** Tied a career high with six receptions...Totalled 135 all-purpose yards, including 15 rushing, 54 receiving and 66 on kick returns. **Washington (11/9):** Gained 45 yards on seven carries, while adding three catches for 14 yards and a 22-yard kick return. **at Purdue (11/16):** Rushed for 40 yards on seven carries, including a 10-yard touchdown rush...Added two catches for 20 yards. **at Minnesota (11/23):** Rushed for 63 yards on 13 carries...Had a 12-yard touchdown run in the third quarter...Added six receptions for 37 yards. **Maryland (11/30):** Totaled 87 yards and a pair of touchdowns on 13 carries...Added three receptions for 17 yards...Kickstarted Penn State's unanswered point stretch with a 66-yard kick return on the Nittany Lions' first scoring drive.

58 2024 PENN STATE FOOTBALL

SINGLETON'S CAREER STATISTICS

	Att.-Yds.	Avg.	TD	LG	Rec.-Yds.	Avg.	TD	LG
2022	156-1,061	6.8	12	87	11-85	7.7	1	22
2023	171-752	4.4	8	24	26-308	11.8	2	53
2024	121-733	6.1	7	41	33-292	8.8	4	27
Career	448-2,546	5.7	27	87	70-685	9.8	7	53

SINGLETON'S CAREER RETURN STATISTICS

	KR-Yds.	Avg.	TD	LG	PR-Yds.	Avg.	TD	LG
2022	14-349	24.9	1	100	-	-	-	-
2023	13-313	24.1	-	51	-	-	-	-
2024	12-285	19.9	-	25	-	-	-	-
Career	39-947	24.3	1	100	-	-	-	-

SINGLETON'S CAREER HIGHS

Rushing Attempts 21; Twice: Last at Northwestern, 9/30/23
Rushing Yards..... 179; Ohio, 9/10/22
Rushing Touchdowns 3; Delaware, 9/9/23
Longest Rush..... 87 yards; vs. Utah, 1/2/23
Receptions..... 6; Three Times: Last at Minnesota, 11/23/24
Receiving Yards..... 86; vs. Ole Miss, 12/30/23
Receiving Touchdowns 1; Seven Times: Last at Wisconsin, 10/26/24
Longest Reception 53 yards; vs Michigan St., 11/24/23
Kick Returns 4; at Michigan, 10/15/22
Kick Return Yards..... 100; at Rutgers, 11/19/22
Kick Return Touchdowns 1; at Rutgers, 11/19/22
Long Kick Return 100 yards; at Rutgers, 11/19/22
All-Purpose Yards..... 219; Ohio, 9/10/22



COREY SMITH

24

Running Back | 5-10 | 189
Freshman
Milwaukee, Wis./Catholic Memorial
Major: Division Of Undergraduate Studies

2024 FRESHMAN SEASON

Season: Has played in three games...Has 18 carries for 146 yards.

Washington (11/9): Made his collegiate debut...Rushed for 95 yards on five carries, including a 78-yard rush in the fourth quarter...The 78-yard rush is PSU's longest offensive play this season. at Purdue (11/16): Gained 37 yards on eight carries with a long run of 13 yards. Maryland (11/30): Rushed five times for 14 yards with a long run of 12 yards...Recorded his first career reception.

SMITH'S CAREER STATISTICS

	Att.-Yds.	Avg.	TD	LG	Rec.-Yds.	Avg.	TD	LG
2024	18-146	8.1	-	78	1-(-2)	(-2.0)	-	(-2)
Career	18-146	8.1	-	78	1-(-2)	(-2.0)	-	(-2)

SMITH'S CAREER HIGHS

Rushing Attempts 8; at Purdue, 11/16/24
Rushing Yards..... 95; Washington, 11/9/24
Longest Rush..... 78 yards; Washington, 11/9/24
Receptions..... 1; Maryland, 11/30/24



BLAISE SOKACH-MINNICK

35

Long Snapper | 6-3 | 219
Redshirt Sophomore
West Pittston, Pa./Wyoming Area
Major: Kinesiology

2024 REDSHIRT SOPHOMORE SEASON

Season: Has appeared in one game.



ANTHONY SPECA

40

Linebacker | 6-1 | 230
Freshman
Bridgeville, Pa./Pittsburgh Central Catholic
Major: Division of Undergraduate Studies

2024 FRESHMAN SEASON

Season: Has appeared in four games...Owns eight tackles (3 solo).

Kent State (9/21): Led the team with five tackles (2 solo) and added a QB hurry. Maryland (11/30): Tallied three tackles (1 solo).

SPECA'S CAREER STATISTICS

	UT-AT	TT	FF	FR	I	PBU	SACK	TFL
2024	3-5	8	-	-	-	-	-	-
Career	3-5	8	-	-	-	-	-	-

SPECA'S CAREER HIGHS

Tackles..... 5; Kent State, 9/21/24



JAKE SPENCER

83

Wide Receiver | 5-10 | 220
Redshirt Senior
Gladwyne, Pa./Haverford School/Colgate
Major: Communications Arts and Sciences

2024 REDSHIRT SENIOR SEASON

Season: Has appeared in three games...Has one punt return this season.

SPENCER'S CAREER RETURN STATISTICS

	KR-Yds.	Avg.	TD	LG	PR-Yds.	Avg.	TD	LG
2024	-	-	-	-	1-2	2.0	-	2
Career	-	-	-	-	1-2	2.0	-	2

SPENCER'S CAREER HIGHS

Punt Returns 1; Kent State, 9/21/24
Punt Return Yards 2; Kent State, 9/21/24
Long Punt Return 2 yards; Kent State, 9/21/24

TOURE'S CAREER STATISTICS

	UT-AT	TT	FF	FR	I	PBU	SACK	TFL
2024	2-4	6	-	-	-	1	-	-
Career	2-4	6	-	-	-	1	-	-

TOURE'S CAREER HIGHS

Tackles.....5; UCLA, 10/5/24
Pass Breakups.....1; Kent State, 9/21/24



RILEY THOMPSON 95

Punter | 6-1 | 224
Junior
Melbourne, Australia/Haileybury/Deakin/Florida Atlantic
Major: Labor and Human Resources

CAREER NOTES & RECORDS

Career: Owns 56 career punts landing inside the 20-yard line and 18 inside the 10-yard line...Has just seven touchbacks in 146 career punts and 33 career kicks of 50+ yards...Currently holds a 44.45 punt average as a Nittany Lion, which ranks second all-time at Penn State.

Season: Finished with a punting average of 48.8 in 2023, good for second all-time in a single season at Penn State.

2024 JUNIOR SEASON

Awards: Weekly: Earned the Ray Guy Award Punter of the Week (Bowling Green - 9/7). **Preseason:** Named to the Ray Guy Award watch list.

Season: Has started 12 games as Penn State's punter...Owns 35 punts, averaging 42.5 yards per punt...Has dropped 13 punts inside the 20-yard line.

at West Virginia (8/31): Punted four times for 176 yards, a 44.0 yards-per-punt average...Recorded a 49-yard long punt as his longest of the afternoon...Landed one punt inside the 20-yard line. **Bowling Green (9/7):** Blasted a 56-yard punt in the first quarter and finished the day averaging 47.0 yards on four punts...Landed a punt at the Bowling Green 19 in the fourth quarter and then dropped another at the Bowling Green 15 later in the fourth. **Kent State (9/21):** Had two punts for 71 yards. **Illinois (9/28):** Dropped a 48-yard punt at the Illinois 10. **UCLA (10/5):** Had three punts for 111 yards. **at USC (10/12):** Landed two punts inside the 20, a 45-yarder to the USC 11 in the first quarter and a 40-yard punt to the USC 18 in the second quarter. **at Wisconsin (10/26):** Averaged 43.8 yards on five punts...Landed two punts inside the 20 and blasted a 51-yard punt that was fielded at the Wisconsin 9. **Ohio State (11/2):** Hit four punts, averaging 42.8 yards per punt...Blasted a 50-yard punt and landed one punt inside the 20. **at Purdue (11/16):** Averaged 42.5 yards on four punts...Landed two punts inside the 20 and one inside the 10. **at Minnesota (11/23):** Dropped one punt inside the 20. **Maryland (11/30):** Punted four times, averaging 42.6 yards-per-boot...Landed one punt inside the 20.

THOMPSON'S CAREER PUNTING STATISTICS

	Punts	Yards	Avg.	I-20	FC	50+	LG	BLK
2022*	61	2,770	45.4	26	14	15	71	-
2023	50	2,290	45.8	17	22	15	56	-
2024	35	1,488	42.5	13	22	3	56	1
Career	146	6,548	44.8	56	58	33	71	1

THOMPSON'S CAREER HIGHS

Punt Attempts.....9; Twice: Last at Ohio State, 10/21/23
Punt Yards.....420; WKU, 11/26/22*
Punt Average.....53.8; at FIU, 11/12/22*
Longest Punt.....71 yards; UAB, 10/29/22*
* At Florida Atlantic (2022).



VABOUE TOURE 21

Safety | 6-1 | 212
Freshman
Pleasantville, N.J./Irvington
Major: Division of Undergraduate Studies

2024 FRESHMAN SEASON

Season: Has appeared in three games...Owns six tackles and one pass breakup.

UCLA (10/5): Tallied five tackles (2 solo). Maryland (11/30): Assisted on one tackle.

ZION TRACY 7

Cornerback | 5-11 | 181
Sophomore
Hempstead, N.Y./St. Thomas More (Conn.)
Major: Division of Undergraduate Studies

2024 SOPHOMORE SEASON

Season: Has appeared in 12 games, collecting 23 tackles (19 solo), one sack, one interception (one touchdown return) and a pass breakup...Has 13 punt returns for 75 yards...Named coaching staff's Special Teams Player of the Game twice (Washington - 11/9; Purdue - 11/16).

at West Virginia (8/31): Posted a solo stop. **Bowling Green (9/7):** Assisted on a tackle. **Kent State (9/21):** Recorded one tackle. **Illinois (9/28):** Tallied two tackles (1 solo). **UCLA (10/5):** Collected two tackles (1 solo). **at USC (10/12):** Broke up a pass and made a solo tackle. **at Wisconsin (10/26):** Notched three solo tackles. **Ohio State (11/2):** Picked off a pass on Ohio State's opening drive and returned it 31 yards for a touchdown...Added two punt returns for 21 yards, including a 14-yard return. **Washington (11/9):** Recorded five solo tackles...Had an 8-yard punt return. **at Purdue (11/16):** Tallied four tackles, including three solo...Had three punt returns for 21 yards, including a 13-yard return. **at Minnesota (11/23):** Collected a solo tackle. **Maryland (11/30):** Tallied two solo tackles, including the first sack of his career.

TRACY'S CAREER STATISTICS

	UT-AT	TT	FF	FR	I	PBU	SACK	TFL
2023	10-3	13	-	-	-	-	-	-
2024	19-4	23	-	-	1	1	1.0-12	1.0-12
Career	29-7	36	-	-	1	1	1.0-12	1.0-12

TRACY'S CAREER RETURN STATISTICS

	KR-Yds.	Avg.	TD	LG	PR-Yds.	Avg.	TD	LG
2024	-	-	-	-	13-75	5.8	-	14
Career	-	-	-	-	13-75	5.8	-	14

TRACY'S CAREER HIGHS

Tackles.....5; Washington, 11/9/24
Tackles for Loss.....1.0; Maryland, 11/30/24
Sacks.....1.0; Maryland, 11/30/24
Interceptions.....1; Ohio State, 11/2/24
Pass Breakups.....1; at USC, 10/12/24
Punt Returns.....3; Twice: Last at Purdue, 11/16/24
Punt Return Yards.....21; Twice: Last at Purdue, 11/16/24
Long Punt Return.....14; Ohio State, 11/2/24



AMIN VANOVER 15

Defensive End | 6-4 | 258
Senior
Newark, N.J./St. Joseph's
Major: Rehabilitation and Human Services

2024 SENIOR SEASON

Season: Has played in 12 games,making two starts...Posted 11 tackles and 2.0 sacks.

at West Virginia (8/31): Tallied a pair of tackles in the season opener. Kent State (9/21): Assisted on a tackle. UCLA (10/5): Assisted on a sack in the third quarter. Ohio State (11/2): Posted four tackles, including one solo. at Purdue (11/16): Notched a solo sack in the fourth quarter. Maryland (11/30): Posted two tackles, including a half-sack...Added a quarterback hurry.

VANOVER'S CAREER STATISTICS

	UT-AT	TT	FF	FR	I	PBU	SACK	TFL
2020	3-0	3	-	-	-	-	-	-
2021	2-2	4	-	-	-	-	-	1.0-7
2022	9-7	16	-	-	-	3	1.0-12	4.5-19
2023	3-3	6	1	-	-	-	1.5-10	1.5-10
2024	3-8	11	-	-	-	-	2.0-16	2.0-16
Career	20-20	40	1	-	-	3	4.5-38	9.0-52

VANOVER'S CAREER HIGHS

Tackles.....4; Ohio State, 11/2/24
Tackles for Loss2.0; at Rutgers, 11/19/22
Sacks.....1.0; Three Times: Last at Purdue, 11/16/24
Forced Fumbles.....1; Iowa, 9/23/23
Pass Breakups1; Three Times: Last Central Michigan, 9/24/22



SMITH VILBERT 92

Defensive End | 6-6 | 282
Redshirt Senior +
Monsey, N.Y./St. Joseph's (N.J.)
Major: Media Studies

CAREER NOTES & RECORDS

Game: Recorded three sacks in the Outback Bowl vs. Arkansas (1/1/22), the most sacks by a Penn State player in a single game since Shaka Toney had three against Purdue in 2019.

Bowl: Records Set: Tallied three sacks against Arkansas in the Outback Bowl (1/1/22), setting the Penn State bowl record...The three sacks tied an Outback Bowl record, equaling the mark set by David Pollack (Georgia, 2005), Kalimba Edwards (South Carolina, 2001), Srecko Zizakovic (Ohio State, 1990) and Craig Ogletree (Auburn, 1990). 2021: Tallied three tackles for loss in the Outback Bowl against Arkansas (1/1/22), tied for the fifth-most in Penn State bowl history...Recorded 17 sack yards in the Outback Bowl, tied for the third-most in a bowl game at Penn State and tied for the sixth-most tackle for loss yards.

2024 REDSHIRT SENIOR [+] SEASON

Season: Has appeared in 12 games with nine tackles, 2.5 tackles for loss, 1.5 sacks, a forced fumble and a fumble recovery.

at West Virginia (8/31): Recorded a strip sack in the fourth quarter, his first career forced fumble. Kent State (9/21): Assisted on one tackle. Illinois (9/28): Assisted on a sack...Made first career fumble recovery in fourth quarter, returning it 9 yards. at USC (10/12): Made two stops. at Wisconsin (10/26): Tallied two tackles, including a solo tackle for loss. Washington (11/9): Assisted on two tackles.

VILBERT'S CAREER STATISTICS

	UT-AT	TT	FF	FR	I	PBU	SACK	TFL
2020	0-1	1	-	-	-	-	-	-
2021	6-1	7	-	-	-	-	3.0-17	4.0-18
2022	-	-	-	-	-	-	-	-
2023	-	-	-	-	-	-	-	-
2024	3-6	9	1	1	-	1	1.5-10	2.5-13
Career	9-8	17	1	1	-	1	4.5-27	6.5-31

VILBERT'S CAREER HIGHS

Tackles.....4; vs. Arkansas, 1/1/22
Tackles for Loss3.0; vs. Arkansas, 1/1/22
Sacks.....3.0; vs. Arkansas, 1/1/22
Pass Breakups.....1; Maryland, 11/30/24
Forced Fumbles.....1; at West Virginia, 8/31/24
Fumbles Recovered1; Illinois, 9/28/24



CAM WALLACE 26

Running Back | 5-9 | 200
Redshirt Freshman
Mount Vernon, Ga./Montgomery County
Major: Division Of Undergraduate Studies

2024 REDSHIRT FRESHMAN SEASON

Season: Has played in three games...Has 18 carries for 63 yards and one touchdown.

at West Virginia (8/31): Gained 24 yards on nine carries with a long rush of 11 yards. Kent State (9/21): Rushed for 39 yards on nine carries, including a 1-yard score...Had a long rush of 13 yards.

WALLACE'S CAREER STATISTICS

	Att.-Yds.	Avg.	TD	LG	Rec.-Yds.	Avg.	TD	LG
2024	18-63	3.5	1	13	-	-	-	-
Career	18-63	3.5	1	13	-	-	-	-

WALLACE'S CAREER HIGHS

Rushing Attempts9; Twice: Last Kent State, 9/21/24
Rushing Yards.....39; Kent State, 9/21/24
Rushing Touchdowns1; Kent State, 9/21/24
Longest Rush.....13 yards; Kent State, 9/21/24



HARRISON WALLACE III 6

Wide Receiver | 6-1 | 198
Redshirt Junior
Montgomery, Ala./Pike Road
Major: Criminology

2024 REDSHIRT JUNIOR SEASON

Awards: Postseason: Selected All-Big Ten honorable mention by the media.

Season: Has started 11 games at wide receiver, hauling in 35 receptions for 579 yards and three touchdowns.

at West Virginia (8/31): Caught five passes for a career high 117 yards and a pair of touchdowns, including a 50-yard score early in the second quarter and an 18-yard touchdown at the end of the first half. Kent State (9/21): Made three grabs for 29 yards, including a 16-yard reception. Illinois (9/28): Caught three passes for 38 yards, including a 20-yard grab. UCLA (10/5): Made three catches for 46 yards, including a 25-yard reception. at USC (10/12): Made a 25-yard grab in the third quarter and finished the game with three catches for 53 yards. at Wisconsin (10/26): Had a team-high 67 yards on five catches, making grabs of 17 and 18 yards. Ohio State (11/2): Recorded catches of 21 and 24 yards. Washington (11/9): Posted five catches for 84 yards, including grabs of 20 and 28 yards. at Purdue (11/16): Had two catches for 54 yards...Hauled in a 46-yard touchdown in the third quarter...Went over

1,000 career receiving yards. **at Minnesota (11/23):** Hauled in four catches for 46 yards.

WALLACE'S CAREER STATISTICS

	Att.-Yds.	Avg.	TD	LG	Rec.-Yds.	Avg.	TD	LG
2022	-	-	-	-	19-273	14.4	1	48
2023	-	-	-	-	19-228	12.0	1	29
2024	-	-	-	-	35-579	16.5	3	50
Career	-	-	-	-	73-1080	14.8	5	50

WALLACE'S CAREER HIGHS

Receptions..... 7; West Virginia, 9/2/23
Receiving Yards..... 117; at West Virginia, 8/31/24
Receiving Touchdowns..... 2; at West Virginia, 8/31/24
Longest Reception..... 50; at West Virginia, 8/31/24



TYLER WARREN 44

Tight End | 6-6 | 261
Senior
Mechanicsville, Va./Atlee
Major: Telecommunications

CAREER NOTES & RECORDS

Career: Records Set: Sits first among PSU tight ends with 23 total touchdowns (17 receiving, 6 rushing)...Holds PSU tight end records with 130 career receptions, 1,584 career receiving yards and 17 career receiving touchdowns...Ranks first among PSU tight ends with five career 100-yard receiving games. **NCAA Active Rankings:** Ranks fifth among FBS tight ends in career touchdown receptions (17), fifth in receptions (130), fifth in receiving yards (1,584) and fourth in yards per reception (12.2). **Rankings:** Sits eighth all-time at Penn State in touchdown receptions (17), 11th with 130 receptions and 20th with 1,584 career receiving yards. **Notable:** Has appeared in 52 career games, making 27 starts... Owns 130 career receptions for 1,584 yards and 17 touchdowns, while adding six rushing touchdowns and one passing touchdown...Owns 22 career receptions of 20-plus yards and has five 100-yard games.

Season: 2024: Records Set: Holds PSU tight end season records with 81 receptions and 978 receiving yards and a Big Ten tight end season record with 81 receptions...Ranks fourth in a season at PSU with 81 receptions and eighth with 978 receiving yards. **Notable:** Since at least 1956, is only Big Ten tight end with 4+ rushing touchdowns in a season. **2023:** Posted seven receiving touchdowns, tied for third in a single season among Penn State tight ends.

Game: Records Set: Set a Penn State and Big Ten tight end record with 224 receiving yards at USC (10/12/24)...The 17 catches against the Trojans were a Penn State overall record, bettering DaeSean Hamilton's 14 receptions against Ohio State in 2014, and tied an FBS and Big Ten tight end record, set by New Mexico's Emilio Vallev in 1967 and equaled by Northwestern's Joe Harvey in 1982...Posted 146 receiving yards against Bowling Green (9/7/24), setting a Penn State tight end record in a game at the time. **2024:** With the 17-catch, 224-yard performance at USC (10/12), joined Northwestern's Jon Harvey (208 yards vs. Michigan, 1982) as the only Big Ten tight ends to go over 200 receiving yards in a game... The 17 receptions are tied with Harvey for fourth-most in a game by a Big Ten player (17 vs. Michigan in 1982)...The 224 receiving yards are the second-most by a Penn State player, trailing only Jahan Dotson's 242 yards at Maryland in 2021. **2023:** Had 127 yards against Ole Miss (12/30), Penn State's first tight end with 100+ receiving yards in a game since Pat Freiermuth's 113 yards at Nebraska in 2020.

Bowl: 2023: In the Chick-fil-A Peach Bowl vs. Ole Miss (12/30), posted 127 yards receiving, a Penn State bowl record by a tight end, topping Andrew Quarless' 88 yards vs. LSU in the 2010 Capital One Bowl.

2024 SENIOR SEASON

Awards: Postseason: Earned Kwalick-Clark Big Ten Tight End of the Year Award...Voted All-Big Ten first team by the coaches and media. **Midseason:** Named a finalist for the Mackey Award...Tabbed a finalist for the Paul Hornung Award...Named a semifinalist for the Walter Camp Player of the Year... Tabbed Midseason All-American by the Associated Press (1st team), CBS Sports (1st), Pro Football Focus (1st), The Athletic (1st) and the Reese's Senior Bowl...Added to the Biletnikoff Award watch list. **Weekly:** Named Big Ten Offensive Player of the Week (Purdue, 11/16)...Earned Associated Press National Player of the Week, Maxwell Football Club Player of the Week, Hornung Award Player of the Week and Big Ten Co-Offensive Player of the Week (USC, 10/12)...Earned the Mackey Award Tight End of the Week twice (Bowling Green, 9/7; USC, 10/12). **Preseason:** Named to the Mackey Award watch list.

Season: Has started 12 games at tight end, recording 81 receptions for 978 yards and six touchdowns, while adding 189 rushing yards, four rushing touchdowns and a passing touchdown...Currently has a 28-game reception streak and has at least one 14-yard catch in each of his last 18 games...Named the coaching staff's Offensive Player of the Game four times (Bowling Green - 9/7; USC - 10/12; Purdue - 11/16; Minnesota - 11/23; Maryland - 11/30).

at West Virginia (8/31): Made three catches for 30 yards, including a 19-yard touchdown reception. **Bowling Green (9/7):** Posted 146 yards on eight receptions...Hauled in catches of 22 and 30 yards in the second quarter...Added receptions of 29 and 23 yards in the third quarter. **Kent State (9/21):** Caught five passes for 50 yards and a touchdown...Added a 17-yard touchdown pass to Nicholas Singleton and a 16-yard rush...Became PSU's first non-QB with a passing and receiving touchdown in the same game since KeAndre Lambert-Smith against Michigan State in 2022. **Illinois (9/28):** Made four catches for 34 yards...Had two carries for 13 yards, including a 3-yard touchdown. **UCLA (10/5):** Hauled in three catches for 29 yards, including a 5-yard touchdown...Added a 5-yard rush...Scored his 17th career total touchdown to set a Penn State tight end record. **at USC (10/12):** Caught a career-high 17 passes for a career-high 224 yards and one touchdown...Had five receptions of 20+ yards and 136 yards after the catch...Broke his own record for receiving yards in a game by a tight end, topping 146 yards against Bowling Green...The touchdown came on a play early in the third quarter where he snapped the ball and then caught the ball for a 32-yard score. **at Wisconsin (10/26):** Tallied a team-high seven catches for 46 yards. **Ohio State (11/2):** Posted 94 all-purpose yards...Caught four passes for 47 yards, including a 31-yard grab...Added three carries for 47 yards, including a career-long 33-yard rush. **Washington (11/9):** Caught eight passes for 75 yards, including 57 yards after the catch...Made a 21-yard grab in the second quarter...Scored on a pair of 2-yard rushes in the second quarter. **at Purdue (9/16):** Tallied eight receptions for 127 yards and a touchdown, while adding three rushes for 63 yards and a score...Hauled in a 15-yard touchdown grab in the first quarter...Scored on a career-long 48-yard run in the third quarter... Gained a first down on all three rushing attempts. **at Minnesota (11/23):** Caught eight passes for 102 yards...Had a 28-yard grab in the second quarter. **Maryland (11/30):** Hauled in six receptions for 68 yards, including a 7-yard touchdown...Added a 29-yard rush and a 9-yard completion.

WARREN'S CAREER STATISTICS

	Att.-Yds.	Avg.	TD	LG	Rec.-Yds.	Avg.	TD	LG
2021	6-6	1.0	2	3	5-61	12.2	1	29
2022	-	-	-	-	10-123	12.3	3	38
2023	-	-	-	-	34-422	12.4	7	75
2024	21-189	9.0	4	48	81-978	12.1	6	38
Career	27-195	7.2	6	48	130-1,584	12.2	17	75

WARREN'S CAREER HIGHS

Receptions..... 17; at USC, 10/12/24
Receiving Yards..... 224; USC, 10/12/24
Receiving Touchdowns..... 2; Iowa, 9/23/23
Longest Reception..... 75 yards; vs. Ole Miss, 12/30/23
Rushing Attempts..... 3; Four Times: Last: Maryland, 11/30/24
Rushing Yards..... 63; at Purdue, 11/16/24
Rushing Touchdowns..... 2; Washington, 11/9/24
Longest Rush..... 48 yards; at Purdue, 11/16/24
Pass Completions..... 1; Three times: Last: Maryland, 11/30/24
Pass Attempts..... 2; Washington, 11/9/24
Passing Yards..... 17; Kent State, 9/21/24
Passing Touchdowns..... 1; Kent State, 9/21/24
Longest Pass..... 17; Kent State, 9/21/24



ELLIOT WASHINGTON II 9

Cornerback | 5-11 | 194
Sophomore
Venice, Fla./Venice
Major: Division of Undergraduate Studies

2024 SOPHOMORE SEASON

Season: Has played in 10 games, making one start...Owns 19 tackles, a half-tackle for loss, one interception and five pass breakups.

at West Virginia (8/31): Hauled in his first career interception...Made a solo tackle. **Bowling Green (9/7):** Broke up a pass. **Kent State (9/21):** Made his first career start. **Illinois (9/28):** Posted two tackles and added a pass breakup. **UCLA (10/5):** Assisted on one tackle. **at USC (10/12):** Posted two solo tackles and added a pass breakup. **at Wisconsin (10/26):** Made a career-high five stops, all solo, and broke up a pass. **Ohio State (11/2):** Recorded three tackles (one solo) and a half-tackle for loss... Added a pass breakup. **Washington (11/9):** Tallied five tackles, including three solo stops.

62 2024 PENN STATE FOOTBALL

WASHINGTON'S CAREER STATISTICS

	UT-AT	TT	FF	FR	I	PBU	SACK	TFL
2023	6-3	9	-	-	-	-	-	1.0-1
2024	13-6	19	-	-	1	5	-	0.5-1
Career	19-9	28	-	-	1	5	-	1.5-2

WASHINGTON'S CAREER HIGHS

Tackles..... 5; Twice: Last Washington, 11/9/24
Tackles for Loss..... 1; vs. Ole Miss, 12/30/23
Interceptions..... 1; at West Virginia, 8/31/24
Pass Breakups..... 1; Five Times: Last Ohio State, 11/2/24



ZAKEE WHEATLEY 6

Safety | 6-2 | 200
Redshirt Junior
Crofton, Md./Archbishop Spalding
Major: Telecommunications

2024 REDSHIRT JUNIOR SEASON

Awards: Postseason: Voted All-Big Ten honorable mention by the media.

Season: Has made 12 starts at safety...Owns 61 tackles (40 solo), 1.5 tackles for loss, an interception, a fumble recovery and three pass breakups.


at West Virginia (8/31): Made four tackles (3 solo)...Added a tackle for loss. **Bowling Green (9/7):** Picked off a pass in the fourth quarter...Recorded five tackles in the first half and finished the game with six stops...Added a pass breakup. **Kent State (9/21):** Notched one tackle and a pass breakup. **Illinois (9/28):** Made five stops (3 solo). **UCLA (10/5):** Recorded seven tackles, including five in the first half...Notched a solo tackle for loss in the first quarter. **at USC (10/12):** Made four tackles (3 solo). **at Wisconsin (10/26):** Posted a career-high 10 tackles, including eight solo...Had five stops in each half. **Ohio State (11/2):** Recorded nine tackles, including eight solo...Forced a fumble at the 2-yard line to prevent a touchdown in the second quarter. **Washington (11/9):** Made six tackles, including five solo. **at Purdue (11/16):** Registered two solo tackles. **at Minnesota (11/23):** Collected four tackles...Recovered a fumble in the fourth quarter, his first career recovery. **Maryland (11/30):** Assisted on two tackles.

WHEATLEY'S CAREER STATISTICS

	UT-AT	TT	FF	FR	I	PBU	SACK	TFL
2021	1-1	2	-	-	-	-	-	-
2022	21-6	27	1	-	2	1	-	-
2023	14-10	24	-	-	-	-	-	0.5-1
2024	40-21	61	1	1	1	3	-	1.5-2
Career	76-38	114	2	1	3	4	-	2.0-3

WHEATLEY'S CAREER HIGHS

Tackles..... 10; at Wisconsin, 10/26/24
Tackles for Loss..... 1; UCLA, 10/5/24
Forced Fumbles..... 1; Twice: Last Ohio State, 11/2/24
Fumble Recoveries..... 1; at Minnesota, 11/23/24
Interceptions..... 1; Three Times: Last Bowling Green, 9/24/22
Pass Breakups..... 1; Four Times: Last Ohio State, 11/2/24



J'VEN WILLIAMS 74

Offensive Line | 6-5 | 310
Redshirt Freshman
Reading, Pa./Wyomissing
Major: Division of Undergraduate Studies

2024 REDSHIRT FRESHMAN SEASON

Season: Has appeared in 12 games, primarily on special teams.

Kent State (9/21): Saw significant action on the offensive line...Penn State had a school record 718 yards of offense...The Nittany Lions had a school record 40 first downs...Penn State's 409 passing yards are the fifth highest total in school history. **at Purdue (11/16):** Penn State had eight plays of 20+ yards (6 passing, 2 rushing)... The Nittany Lions tallied 539 total yards, threw for 305 yards and gained 234 yards on the ground, without allowing a sack



KEVIN WINSTON JR. 2

Safety | 6-2 | 208
Junior
Columbia, Md./DeMatha Catholic
Major: Media Studies

2024 JUNIOR SEASON

Awards: Weekly: Tabbed the Chuck Bednarik Award Defensive Player of the Week (West Virginia - 8/31)...Named the Big Ten Defensive Player of the Week (West Virginia - 8/31). **Preseason:** Named to the Chuck Bednarik Award watch list.

Season: Has started two games at safety, making 13 tackles (8 solo) to go along with a forced fumble... Voted a team captain.

at West Virginia (8/31): Tied his career high with 12 tackles (7 solo) to go along with a forced fumble. **Bowling Green (9/7):** Posted a solo tackle.

WINSTON'S CAREER STATISTICS

	UT-AT	TT	FF	FR	I	PBU	SACK	TFL
2022	11-5	16	-	-	-	-	-	1.0-3
2023	34-27	61	-	2	1	5	-	2.5-5
2024	8-5	13	1	-	-	-	-	-
Career	53-37	90	1	2	1	5	-	3.5-8

WINSTON'S CAREER HIGHS

Tackles..... 12; Twice: Last at West Virginia, 8/31/24
Tackles for Loss..... 1.0; Three Times: Last vs Michigan St, 11/24/23
Forced Fumbles..... 1; at West Virginia, 8/31/24
Fumble Recoveries..... 1; Twice: Last Indiana, 10/28/23
Interceptions..... 1; Rutgers, 11/18/23
Pass Breakups..... 2; at Michigan State, 11/24/23



SAL WORMLEY 77

Offensive Line | 6-3 | 327
Redshirt Senior +
Newark, N.J./Smyrna (Del.)
Major: African American Studies

► 2024 ► REDSHIRT SENIOR (+) SEASON

Awards: Postseason: Voted All-Big Ten third team by the media and honorable mention by the coaches. **Preseason:** Named to the Outland Trophy watch list.

Season: Has started 12 games at right guard.

at West Virginia (8/31): Penn State gained 457 yards on 60 plays (7.6 yards per play)...The Nittany Lions threw for 235 yards and rushed for 222 yards, while not allowing a sack...PSU tallied eight runs of 10+ yards. **Bowling Green (9/7):** Penn State had nine plays of 20+ yards (five passes, four rushes)... PSU collected 438 total yards, throwing for 204 yards and rushing for 234 yards... The Nittany Lions had two 100-yard rushers (Nicholas Singleton - 119; Kaytron Allen - 101). **Kent State (9/21):** Penn State had a school record 718 yards of offense...The Nittany Lions had a school record 40 first downs...Penn State's 409 passing yards are the fifth highest total in school history. **Illinois (9/28):** Helped pave way for the offense to gain 239 yards on the ground with three rushing touchdowns...Kaytron Allen rushed for 102 yards and a touchdown, while Nicholas Singleton added 94 yards and a score. **UCLA (10/5):** Penn State totaled four plays of 20+ yards on offense...The Nittany Lions scored on a 16-play, 82-yard drive, covering 8:36 in the second quarter, PSU's longest drive by time since a 9:04 drive against Indiana in 2019. **at USC (10/12):** Tight end Tyler Warren set a Penn State and Big Ten tight end record with 224 receiving yards (on 17 catches)...Warren's 17 receptions are a Penn State record and tied an FBS tight end record...Penn State had six pass plays of 20+ yards...The Nittany Lions tallied 518 total yards and threw for 400 yards. **at Wisconsin (10/26):** Penn State tallied 419 total yards, while Drew Allar and Beau Pribula each threw a touchdown pass. **Ohio State (11/2):** The Nittany Lions recorded four plays of 20+ yards, including three passing and one rushing. **Washington (11/9):** Penn State gained 486 total yards, including 266 rushing and four touchdowns on the ground...Corey Smith had a 78-yard rush in the fourth quarter, PSU's longest offensive play this season...PSU did not allow a tackle for loss in the game. **at Purdue (11/16):** Penn State had eight plays of 20+ yards (6 passing, 2 rushing)... The Nittany Lions tallied 539 total yards, threw for 305 yards and gained 234 yards on the ground, without allowing a sack. **at Minnesota (11/23):** The Nittany Lions threw for 244 yards and helped Allar and Singleton to score on rushing touchdowns. **Maryland (11/30):** Helped the Nittany Lions to gain 412 total yards, including 213 on the ground...PSU scored six touchdowns in the red zone and did not allow a sack.



KENNY WOSELEY JR. 17

Cornerback | 5-10 | 167
Freshman
Philadelphia, Pa./Imhotep Charter
Major: Division of Undergraduate Studies

► 2024 ► FRESHMAN SEASON

Season: Has appeared in four games.

at Purdue (11/16): Made first career tackle...Finished game with three solo stops. **Maryland (11/30):** Assisted on two tackles.

WOSELEY'S CAREER STATISTICS

	UT-AT	TT	FF	FR	I	PBU	SACK	TFL
2024	3-2	5	-	-	-	-	-	-
Career	3-2	5	-	-	-	-	-	-

► WOSELEY'S CAREER HIGHS

Tackles.....3; at Purdue, 11/16/24



WINSTON YATES 38

Linebacker | 6-2 | 223
Redshirt Freshman
Moorestown, N.J./Paul VI
Major: Division of Undergraduate Studies

► 2024 ► REDSHIRT FRESHMAN SEASON

Season: Has appeared in one game.

Team Results

Date	Opponent		Score	Att.
08/31/2024	at West Virginia	W	34-12	62084
09/07/2024	Bowling Green	W	34-27	103861
09/21/2024	Kent St.	W	56-0	109526
* 09/28/2024	Illinois	W	21-7	109911
* 10/05/2024	UCLA	W	27-11	110047
* 10/12/2024	at Southern California	Wot1	33-30	75250
* 10/26/2024	at Wisconsin	W	28-13	76403
* 11/02/2024	Ohio St.	L	13-20	111030
* 11/09/2024	Washington	W	35-6	110233
* 11/16/2024	at Purdue	W	49-10	58346
* 11/23/2024	at Minnesota	W	26-25	44266
* 11/30/2024	Maryland	W	44-7	104044

Rushing

Player	gp	att	gain	loss	net	avg	td	lg	avg/g
Nicholas Singleton	11	121	740	7	733	6.1	7	41	66.6
Kaytron Allen	12	159	730	32	698	4.4	5	26	58.2
Beau Pribula	12	35	242	12	230	6.6	4	49	19.2
Drew Allar	12	67	309	84	225	3.4	5	19	18.8
Tyler Warren	12	21	189	0	189	9.0	4	48	15.8
Corey Smith	3	18	154	8	146	8.1	0	78	48.7
Cam Wallace	3	18	66	3	63	3.5	1	13	21.0
Luke Reynolds	12	1	32	0	32	32.0	0	32	2.7
Quinton Martin	4	10	29	4	25	2.5	0	10	6.3
Liam Clifford	12	1	12	0	12	12.0	0	12	1.0
Omari Evans	12	1	1	0	1	1.0	0	1	0.1
Tyseer Denmark	3	1	0	4	-4	-4.0	0	0	-1.3
Team	12	4	0	14	-14	-3.5	0	0	-1.2
Total	12	457	2504	168	2336	5.1	26	78	194.7
Opponents	12	373	1524	360	1164	3.1	5	75	97.0

Passing

Player	gp	effic	comp-att-int	pct	yds	td	lg	avg/g
Drew Allar	12	167.5	204-285-5	71.6	2668	18	59	222.3
Beau Pribula	12	181.7	26-35-1	74.3	275	5	24	22.9
Tyler Warren	12	184.8	3-5-0	60.0	35	1	17	2.9
Total	12	169.3	233-325-6	71.7	2978	24	59	248.2
Opponents	12	112.5	199-340-12	58.5	2037	11	53	169.8

Receiving

Player	gp	no.	yds	avg	td	lg	avg/g
Tyler Warren	12	81	978	12.1	6	38	81.5
Harrison Wallace III	12	35	579	16.5	3	50	48.3
Nicholas Singleton	11	33	292	8.8	4	27	26.5
Omari Evans	12	18	338	18.8	3	59	28.2
Liam Clifford	12	17	279	16.4	1	57	23.3
Julian Fleming	12	14	176	12.6	1	39	14.7
Kaytron Allen	12	12	104	8.7	2	20	8.7
Khalil Dinkins	11	10	85	8.5	2	23	7.7
Luke Reynolds	12	6	88	14.7	1	24	7.3
Quinton Martin	4	3	18	6.0	0	7	4.5
Tyseer Denmark	3	2	28	14.0	1	15	9.3
Anthony Ivey	10	1	15	15.0	0	15	1.5
Corey Smith	3	1	-2	-2.0	0	0	-0.7
Total	12	233	2978	12.8	24	59	248.2
Opponents	12	199	2037	10.2	11	53	169.8

Game Records

Record	Overall	Home	Away	Neutral
ALL GAMES	11-1	6-1	5-0	0-0
CONFERENCE	8-1	4-1	4-0	0-0
NON-CONFERENCE	3-0	2-0	1-0	0-0

Team Statistics

	PSU	OPP
First Downs	280	190
Rushing	122	80
Passing	144	95
Penalty	14	15
Rushing Yardage	2336	1164
Rushing attempts	457	373
Average per rush	5.1	3.1
Average per game	194.7	97.0
TDs Rushing	26	5
Passing Yardage	2978	2037
Comp-Att-Int	233-325-6	199-340-12
Average per pass	9.2	6.0
Average per catch	12.8	10.2
Average per game	248.2	169.8
TDs Passing	24	11
Total offense	5314	3201
Average per play	6.8	4.5
Average per game	442.8	266.8
Kick returns: #-Yards	15-332	20-374
Punt returns: #-Yards	21-124	6-37
Int returns: #-Yards	12-184	6-93
Fumbles-Lost	10-4	11-5
Penalties-Yards	59-532	43-337
Punts-Avg	37-41.0	56-44.5
Time of possession / game	30:57	29:03
3rd-down conversion	68/144	53/158
4rd-down conversion	14/19	12/21
PAT-attempts	(49-50) 98%	(14-14) 100%
2-point conversion-attempts	(0-1) 0%	(1-2) 50%

Interceptions

Player	no.	yds	avg	td	lg
Jaylen Reed	3	50	16.7	1	22
Tony Rojas	2	0	0.0	0	0
Zakee Wheatley	1	0	0.0	0	0
Dominic DeLuca	1	29	29.0	0	29
Audavion Collins	1	0	0.0	0	0
AJ Harris	1	20	20.0	0	20
Zion Tracy	1	31	31.0	1	31
Elliot Washington II	1	0	0.0	0	0
Dejuan Lane	1	54	54.0	0	54
Total	12	184	15.3	2	54
Opponents	6	93	15.5	0	42

2024 RESULTS & STATISTICS

Field Goals

Player	fg	pct.	01-19	20-29	30-39	40-49	50-99	lg	blk
Ryan Barker	11-13	84.6	0-0	3-3	4-4	4-5	0-1	49	1
Sander Sahaydak	2-5	40.0	0-0	1-1	0-0	1-4	0-0	43	0
Opponents	18-22	81.8	0-0	4-4	7-7	6-10	1-1	50	0

Scoring

		PAT							
Player	td	fg	kick	rush	rcv	pass	dxp	saf	pts
Nicholas Singleton	11	-	-	-	-	-	-	-	66
Ryan Barker	-	11-13	32-33	-	-	-	-	-	65
Tyler Warren	10	-	-	-	-	-	-	-	60
Kaytron Allen	7	-	-	-	-	-	-	-	42
Drew Allar	5	-	-	-	-	-	-	-	30
Beau Pribula	4	-	-	-	-	-	-	-	24
Sander Sahaydak	-	2-5	17-17	-	-	-	-	-	23
Harrison Wallace III	3	-	-	-	-	-	-	-	18
Omari Evans	3	-	-	-	-	-	-	-	18
Khalil Dinkins	2	-	-	-	-	-	-	-	12
Julian Fleming	1	-	-	-	-	-	-	-	6
Jaylen Reed	1	-	-	-	-	-	-	-	6
Liam Clifford	1	-	-	-	-	-	-	-	6
Zion Tracy	1	-	-	-	-	-	-	-	6
Cam Wallace	1	-	-	-	-	-	-	-	6
Tyseer Denmark	1	-	-	-	-	-	-	-	6
Luke Reynolds	1	-	-	-	-	-	-	-	6
Total	52	13-18	49-50	0	0	0	0	0	400
Opponents	16	18-22	14-14	0	1	1	1	0	168

Score by Periods

Team	1st	2nd	3rd	4th	OT	TOT
Penn St.	58	150	97	92	3	400
Opponents	48	65	15	40	0	168

FG Sequence

Team Name	Penn St.	Opponents
Ohio St.	(29),(44)	(46),(39)
Minnesota	(45),(32)	(48),(42),(26)
Maryland	(49),53	
Illinois	40,40	45
Southern California	(34),(33),(20),(36)	(45),(47),(39),45
UCLA	(25),(40)	(25)
West Virginia	47	(38),(39)
Bowling Green	(43),(28)	(33),(42)
Washington	44	45,(24),(35)
Purdue		(22),49
Wisconsin		(50),(32)

Kickoffs

Player	no.	yds	avg	tb	ob	retn	net	ydIn
Gabe Nwosu	74	4694	63.4	45	2			
Ryan Barker	1	61	61.0	0	0			
Total	75	4755	63.4	45	2	20	40.4	24
Opponents	44	2747	62.4	27	1	16	39.1	25

Punting

Player	no.	yds	avg	lg	tb	fc	i20	50+	blk
Riley Thompson	35	1488	42.5	56	2	22	13	3	0
Tyler Warren	1	16	16.0	16	0	0	0	0	0
Team	1	14	14.0	0	0	0	0	0	1
Total	37	1518	41.0	56	2	22	13	3	1
Opponents	56	2491	44.5	63	1	19	21	11	0

Punt Returns

Player	no.	yds	avg	td	lg
Zion Tracy	13	75	5.8	0	14
Kaden Saunders	4	25	6.3	0	23
Tyseer Denmark	2	16	8.0	0	16
Liam Clifford	1	6	6.0	0	6
Jake Spencer	1	2	2.0	0	2
Total	21	124	5.9	0	23
Opponents	6	37	6.2	0	15

Kick Returns

Player	no.	yds	avg	td	lg
Nicholas Singleton	12	285	23.8	0	66
Omari Evans	1	15	15.0	0	15
Andrew Rappleyea	1	5	5.0	0	5
Quinton Martin	1	27	27.0	0	27
Total	15	332	22.1	0	66
Opponents	20	374	18.7	0	35

All Purpose

Player	g	rush	rcv	pr	kr	ir	total	avg/g
Nicholas Singleton	11	733	292	0	285	0	1310	119.1
Tyler Warren	12	189	978	0	0	0	1167	97.3
Kaytron Allen	12	698	104	0	0	0	802	66.8
Harrison Wallace III	12	0	579	0	0	0	579	48.3
Omari Evans	12	1	338	0	15	0	354	29.5
Liam Clifford	12	12	279	6	0	0	297	24.8
Beau Pribula	12	230	0	0	0	0	230	19.2
Drew Allar	12	225	0	0	0	0	225	18.8
Julian Fleming	12	0	176	0	0	0	176	14.7
Corey Smith	3	146	-2	0	0	0	144	48.0
Luke Reynolds	12	32	88	0	0	0	120	10.0
Zion Tracy	12	0	0	75	0	31	106	8.8
Khalil Dinkins	11	0	85	0	0	0	85	7.7
Quinton Martin	4	25	18	0	27	0	70	17.5
Cam Wallace	3	63	0	0	0	0	63	21.0
Dejuan Lane	12	0	0	0	0	54	54	4.5
Jaylen Reed	12	0	0	0	0	50	50	4.2
Tyseer Denmark	3	-4	28	16	0	0	40	13.3
Dominic DeLuca	11	0	0	0	0	29	29	2.6
Kaden Saunders	4	0	0	25	0	0	25	6.3
AJ Harris	12	0	0	0	0	20	20	1.7
Anthony Ivey	10	0	15	0	0	0	15	1.5
Andrew Rappleyea	1	0	0	0	5	0	5	5.0
Jake Spencer	3	0	0	2	0	0	2	0.7
Total	12	2336	2978	124	332	184	5954	496.2
Opponents	12	1164	2037	37	374	93	3705	308.8

Total Offense

Player	g	plays	rush	pass	total	avg/g
Drew Allar	12	352	225	2668	2893	241.1
Nicholas Singleton	11	121	733	0	733	66.6
Kaytron Allen	12	159	698	0	698	58.2
Beau Pribula	12	70	230	275	505	42.1
Tyler Warren	12	26	189	35	224	18.7
Corey Smith	3	18	146	0	146	48.7
Cam Wallace	3	18	63	0	63	21.0
Luke Reynolds	12	1	32	0	32	2.7
Quinton Martin	4	10	25	0	25	6.3
Liam Clifford	12	1	12	0	12	1.0
Omari Evans	12	1	1	0	1	0.1
Tyseer Denmark	3	1	-4	0	-4	-1.3
Total	12	782	2336	2978	5314	442.8
Opponents	12	713	1164	2037	3201	266.8

Team Defense

##	Player	gp	Tackles				Sacks	Pass defense			Fumbles		blkd	
			ua	a	tot	tfl/yds	no-yds	int-yds	brup	qbh	fr-yds	ff	kick	saf
1	Jaylen Reed	12	43	32	75	4.5-32	1.5-18	3-50	2	1	1-0	1	.	.
41	Kobe King	12	33	29	62	7.5-21	3-11	.	1	1
6	Zakee Wheatley	12	40	21	61	1.5-2	.	1-0	3	.	1-0	1	.	.
11	Abdul Carter	12	33	21	54	19.5-96	10-63	.	3	7	.	2	.	.
13	Tony Rojas	12	26	17	43	5-11	1-4	2-0	2	3
28	Zane Durant	12	17	18	35	9-41	3-27	.	1	2
4	AJ Harris	12	20	12	32	3-6	.	1-20	4
0	Dominic DeLuca	11	13	11	24	2.5-2	.	1-29	.	1
33	Dani Dennis-Sutton	12	16	8	24	7-29	4-24	.	3	8	1-1	1	.	.
7	Zion Tracy	12	19	4	23	1-12	1-12	1-31	1
91	Dvon J-Thomas	12	8	14	22	2.5-7	.	.	.	1
3	Jalen Kimber	12	12	7	19	.	.	.	3
5	Cam Miller	12	12	7	19	2-8	1-7	.	3	2
9	Elliot Washington II	10	13	6	19	0.5-0	.	1-0	5
43	Tyler Elsdon	12	7	11	18	.	.	.	2
50	Alonzo Ford Jr.	11	7	9	16	3.5-4
14	Tyrece Mills	11	8	7	15
29	Audavion Collins	12	11	4	15	1-11	1-11	1-0
99	Coziah Izzard	11	7	7	14	3-5	1-3
2	Kevin Winston	3	8	5	13	1	.	.
10	Dejuan Lane	12	6	6	12	.	.	1-54	2
15	Amin Vanover	12	3	8	11	2-16	2-16	.	.	3
24	Ta'Mere Robinson	10	9	2	11	1.5-4	0.5-3
92	Smith Vilbert	12	3	6	9	2.5-13	1.5-10	.	1	.	1-9	1	.	.
40	Anthony Specca	4	3	5	8	1
21	Vaboue Toure	3	2	4	6	.	.	.	1
12	Jon Mitchell	3	.	5	5
17	Kenny Woseley	4	3	2	5
58	Kaleb Artis	11	2	2	4	1-2
31	Kolin Dinkins	11	3	1	4
8	DaKaari Nelson	12	3	1	4
23	Antoine Belgrave-Shorter	4	2	2	4
51	Hakeem Beamon	8	1	2	3	1.5-5
39	Ty Blanding	5	2	1	3	1-1
2	Liam Clifford	12	2	.	2
95	Jordan Mayer	11	1	1	2	1.5-8	1.5-8
44	Jaylen Harvey	3	2	.	2	1-1
48	Tyler Duzansky	12	1	.	1
34	Tyler Holzworth	8	.	1	1
49	Ben Chizmar	1	.	1	1
13	Kaytron Allen	12	1	.	1
71	Olaivavega Ioane	12	1	.	1
56	Joseph Mupoyi	2	.	1	1
82	Ethan Black	2	.	1	1
18	Max Granville	2	1	.	1	.	.	.	1	1
54	Xavier Gilliam	3	1	.	1
94	Ryan Barker	10
Totals		12	405	302	707	85-337	32-217	12-184	38	31	5-10	7	0	0
Opponents		12	438	410	848	45-151	11-80	6-93	18	10	4-0	3	3	0

SCORING SUMMARY

Plays	Yds	Time	Result	Qtr.	Scoring Play
WEST VIRGINIA (5)					
4	84	1:42	TD	2	Wallace III 50-yd pass from Allar (Pass failed)
10	71	3:45	TD	2	Allen 20-yd pass from Allar (Sahaydak kick)
3	73	0:26	TD	2	Wallace III 18-yd pass from Allar (Sahaydak kick)
9	78	4:39	TD	3	Singleton 40-yd run (Sahaydak kick)
6	70	3:46	TD	4	Warren 19-yd pass from Pribula (Sahaydak kick)
BOWLING GREEN (6)					
6	75	2:25	TD	1	Allar 6-yd run (Sahaydak kick)
3	75	1:00	TD	2	Evans 29-yd pass from Allar (Sahaydak kick)
6	19	3:01	FG	2	43 yd field goal Sahaydak
10	64	3:22	FG	2	28 yd field goal Sahaydak
8	85	4:07	TD	3	Singleton 14 yd pass from Allar (Sahaydak kick)
1	41	0:07	TD	4	Singleton 41-yd run (Sahaydak kick)
KENT STATE (8)					
9	89	4:41	TD	1	Warren 16-yd pass from Allar (Sahaydak kick)
7	90	2:36	TD	2	Singleton 17-yd pass from Warren (Sahaydak kick)
6	79	1:32	TD	2	Clifford 14-yd pass from Allar (Sahaydak kick)
7	75	0:44	TD	2	Allar 5-yd run (Sahaydak kick)
4	75	1:47	TD	3	Evans 59-yd pass from Allar (Sahaydak kick)
9	91	4:50	TD	3	Dinkins 13-yd pass from Pribula (Sahaydak kick)
8	67	3:55	TD	4	Wallace 1-yd run (Sahaydak kick)
13	83	6:11	TD	4	Pribula 1-yd run (Barker kick)
ILLINOIS (3)					
8	75	4:02	TD	1	Warren 3-yd run (Sahaydak kick)
12	74	6:16	TD	3	Singleton 4-yd run (Sahaydak kick)
8	41	3:55	TD	4	Allen 5-yd run (Barker kick)
UCLA (5)					
16	82	8:36	TD	2	Allar 1-yd run (Barker kick)
8	75	2:31	TD	2	Warren 5-yd pass from Allar (Barker kick)
7	39	4:02	FG	3	25-yd field goal Barker
5	58	2:26	TD	3	Allen 1-yd run (Barker kick)
7	65	3:00	FG	4	40-yd field goal Barker
USC (7)					
14	72	7:57	FG	1	34-yd field goal Barker
10	64	3:12	FG	2	33-yd field goal Barker
5	75	2:08	TD	3	Warren 32-yd pass from Allar (Barker kick)
8	90	4:34	TD	3	Allen 1-yd run (Barker kick)
9	72	4:38	FG	4	20-yd field goal Barker
12	75	3:03	TD	4	Singleton 14-yd pass from Allar (Barker kick)
4	6	--	FG	OT	36-yd field goal Barker
WISCONSIN (4)					
9	90	3:01	TD	2	Singleton 6-yd pass from Allar (Barker kick)
-	-	-	TD	3	Reed 19-yd interception return (Barker kick)
13	81	7:35	TD	4	Dinkins 1-yd pass from Pribula (Barker kick)
9	76	5:15	TD	4	Allen 24-yd run (Barker kick)
OHIO STATE (3)					
14	61	8:00	FG	1	29-yd field goal Barker
-	31	-	TD	1	Tracy 31-yd interception return (Barker kick)
9	49	5:32	FG	3	44-yd field goal Barker

Plays	Yds	Time	Result	Qtr.	Scoring Play
WASHINGTON (5)					
9	72	4:00	TD	1	Pribula 8-yd run (Barker kick)
14	80	6:28	TD	2	Warren 2-yd run (Barker kick)
8	58	4:08	TD	2	Warren 2-yd run (Barker kick)
9	68	1:30	TD	2	Fleming 8-yd pass from Allar (Barker kick)
16	70	8:39	TD	4	Allen 1-yd run (Barker kick)
PURDUE (7)					
9	75	4:52	TD	1	Allen 2-yd pass from Allar (Barker kick)
10	93	5:34	TD	1	Warren 15-yd pass from Allar (Barker kick)
6	65	2:43	TD	2	Singleton 10-yd run (Barker kick)
3	57	1:24	TD	3	Warren 48-yd run (Barker kick)
6	77	2:42	TD	3	Wallace III 46-yd pass from Allar (Barker kick)
5	59	2:26	TD	3	Pribula 49-yd run (Barker kick)
7	52	3:00	TD	4	Reynolds 24-yd pass from Pribula (Barker kick)
MINNESOTA (5)					
5	75	2:08	TD	2	Evans 45-yd pass from Allar (Barker kick)
4	-5	1:20	FG	2	45-yd field goal Barker
6	75	0:44	TD	2	Allar 4-yd run
5	57	1:58	TD	3	Singleton 12-yd run (Barker kick)
7	26	3:02	FG	4	32-yd field goal Barker
MARYLAND (6)					
4	0	1:50	FG	1	49-yd field goal Barker
13	60	5:32	TD	2	Singleton 2-yd run (Barker kick)
3	30	0:35	TD	2	Allar 1-yd run (Barker kick)
5	60	2:13	TD	2	Pribula 1-yd run (Barker kick)
6	46	2:27	TD	2	Warren 7-yd pass from Allar (Barker kick)
4	13	1:04	TD	4	Denmark 15-yd pass from Pribula

RED ZONE RECAP

PENN STATE			
Opponent	Scores/Chances	Result	Pct.
at West Virginia	3/3	3 TD	100%
Bowling Green	3/4	2 TD, 1 FG, 1 INT	75%
Kent State	7/7	7 TD	100%
Illinois	3/4	3 TD, 1 FG MISS	75%
UCLA	4/4	3 TD, 1 FG	100%
at USC	5/5	2 TD, 3 FG	100%
at Wisconsin	2/2	2 TD	100%
Ohio State	1/3	1 FG, 1 INT, 1 TO on DOWNS	33%
Washington	5/6	5 TD, 1 HALF	83%
at Purdue	3/3	3 TD	100%
at Minnesota	4/5	2 TD, 2 FG, 1 HALF	80%
Maryland	6/7	6 TD, 1 TO on DOWNS	86%
TOTAL	46/51	38 TD, 8 FG, 1 FG MISS, 2 INT, 2 TO on DOWNS, 2 HALF	90%

OPPONENT			
Opponent	Scores/Chances	Result	Pct.
at West Virginia	3/4	1 TD, 2 FG, 1 TO on Downs	75%
Bowling Green	3/3	2 TD, 1 FG	100%
Kent State	0/0	-	-
Illinois	1/2	1 TD, 1 FG MISS	50%
UCLA	2/3	1 TD, 1 FG, 1 TO on DOWNS	66.7%
at USC	2/2	2 TD	100%
at Wisconsin	2/3	1 TD, 1 FG, 1 TO on DOWNS	66.7%
Ohio State	0/1	1 FUM	0%
Washington	2/3	2 FG, 1 TO on DOWNS	66.7%
at Purdue	2/2	1 TD, 1 FG	100%
at Minnesota	2/2	1 TD, 1 FG	100%
Maryland	0/0	-	-
TOTAL	19/24	10 TD, 9 FG, 1 FG MISS, 4 TO on DOWNS, 1 FUM	79%

PENN STATE GAME-BY-GAME

		Rushing				Receiving				Passing				Kick Returns				Punt Returns				tot
Date	Opponent	no.	yds	td	lg	no.	yds	td	lg	cmp-att-int	yds	td	lg	no.	yds	td	lg	no.	yds	td	lg	off
08/31/2024	at West Virginia	42	222	1	40	12	235	4	55	12-18-0	235	4	55	4	61	0	20	0	0	0	0	457
09/07/2024	Bowling Green	37	234	2	41	13	204	2	30	13-20-1	204	2	30	0	0	0	0	1	-7	0	0	438
09/21/2024	Kent St.	50	309	3	18	24	409	5	59	24-31-1	409	5	59	0	0	0	0	4	34	0	23	718
09/28/2024	Illinois	44	239	3	14	15	135	0	20	15-21-0	135	0	20	1	20	0	20	0	0	0	0	374
10/05/2024	UCLA	30	85	2	11	17	237	1	57	17-24-0	237	1	57	1	27	0	27	3	11	0	9	322
10/12/2024	at Southern California	31	118	1	19	31	400	2	34	31-44-3	400	2	34	1	22	0	22	1	1	0	1	518
10/26/2024	at Wisconsin	35	173	1	24	25	246	2	27	25-31-0	246	2	27	2	33	0	18	2	2	0	2	419
11/02/2024	Ohio St.	32	120	0	33	13	150	0	31	13-21-1	150	0	31	3	66	0	25	2	21	0	14	270
11/09/2024	Washington	40	266	4	78	20	220	1	28	20-30-0	220	1	28	2	37	0	22	1	8	0	8	486
11/16/2024	at Purdue	34	234	3	49	22	305	4	46	22-27-0	305	4	46	0	0	0	0	4	37	0	16	539
11/23/2024	at Minnesota	33	117	2	32	21	244	1	45	21-28-0	244	1	45	0	0	0	0	1	6	0	6	361
11/30/2024	Maryland	49	219	4	29	20	193	2	24	20-30-0	193	2	24	1	66	0	66	2	11	0	11	412
Penn St.		457	2336	26	78	233	2978	24	59	233-325-6	2978	24	59	15	332	0	66	21	124	0	23	5314
Opponents		373	1164	5	75	199	2037	11	53	199-340-12	2037	11	53	20	374	0	35	6	37	0	15	3201

Penn St. Averages

Games	Avg/ rush	Avg/ catch	Pass effc	KR avg	PR avg	All purpose avg/game	Total offense avg/game
12	5.1	12.8	169.3	22.1	5.9	496.2	442.8

Date	Opponent	Tackles			Sacks		Fumble		Pass Defense			blkd	PAT attempts			off		
		ua	a	total	tfl-yds	no-yds	ff	fr-yds	int-yds	qbh	brup	kick	kick	rush	rcv	saf	t/o	pts
08/31/2024	at West Virginia	35	34	69	6.0-33	2-15	2	2-1	1-0	0	5	0	4-4	0	0	0	0	34
09/07/2024	Bowling Green	31	32	63	3.0-7	0-0	0	0-0	2-0	3	5	0	4-4	0	0	0	7	34
09/21/2024	Kent St.	19	24	43	6.0-9	2-4	1	0-0	0-0	4	5	0	8-8	0	0	0	0	56
09/28/2024	Illinois	37	18	55	13.0-63	7-43	1	1-9	1-20	3	3	0	3-3	0	0	0	7	21
10/05/2024	UCLA	30	40	70	7.0-44	2-30	1	0-0	0-0	4	3	0	3-3	0	0	0	0	27
10/12/2024	at Southern California	36	16	52	6.0-14	1-4	0	0-0	1-22	3	4	0	3-3	0	0	0	0	33
10/26/2024	at Wisconsin	43	14	57	5.0-7	0-0	0	0-0	1-19	0	4	0	4-4	0	0	0	7	28
11/02/2024	Ohio St.	37	26	63	6.0-19	3-15	1	1-0	1-31	0	3	0	1-1	0	0	0	7	13
11/09/2024	Washington	38	20	58	9.0-51	5-39	1	0-0	1-9	2	2	0	5-5	0	0	0	7	35
11/16/2024	at Purdue	39	8	47	9.0-22	3-14	0	0-0	0-0	3	3	0	7-7	0	0	0	0	49
11/23/2024	at Minnesota	30	34	64	9.0-19	1-4	0	1-0	1-29	4	0	0	2-3	0	0	0	6	26
11/30/2024	Maryland	30	36	66	6.0-49	6-49	0	0-0	3-54	5	1	0	5-5	0	0	0	13	44
Penn St.		405	302	707	85.0-337	32-217	7	5-10	12-184	31	38	0	49-50	0	0	0	54	400
Opponents		438	410	848	45.0-151	11-80	3	4-0	6-93	10	18	3	14-14	0	1	0	16	168

Date	Opponent	Punting										Field Goals			Kickoffs				
		no.	yds	avg	long	blkd	tb	fc	50+	i20	md-att	long	blkd	no.	yds	avg	tb	ob	
08/31/2024	at West Virginia	4	176	44.0	49	0	1	3	0	1	0-1	0	0	6	375	62.5	2	0	
09/07/2024	Bowling Green	4	188	47.0	56	0	0	3	1	2	2-2	43	0	7	446	63.7	4	1	
09/21/2024	Kent St.	2	71	35.5	38	0	0	1	0	0	0-0	0	0	9	576	64.0	5	1	
09/28/2024	Illinois	1	48	48.0	48	0	0	1	0	1	0-2	0	0	4	260	65.0	4	0	
10/05/2024	UCLA	3	111	37.0	38	0	0	2	0	0	2-2	40	0	6	387	64.5	4	0	
10/12/2024	at Southern California	2	85	42.5	45	0	0	2	0	2	4-4	36	0	7	447	63.9	5	0	
10/26/2024	at Wisconsin	5	219	43.8	51	0	0	3	1	2	0-0	0	0	5	318	63.6	3	0	
11/02/2024	Ohio St.	4	171	42.8	50	0	1	1	1	1	2-2	44	0	4	265	66.3	3	0	
11/09/2024	Washington	0	0	0.0	0	0	0	0	0	0	0-1	0	0	6	390	65.0	4	0	
11/16/2024	at Purdue	4	170	42.5	49	0	0	2	0	2	0-0	0	0	8	498	62.3	5	0	
11/23/2024	at Minnesota	4	109	27.3	43	1	0	2	0	1	2-2	45	0	6	374	62.3	4	0	
11/30/2024	Maryland	4	170	42.5	46	0	0	2	0	1	1-2	49	1	7	419	59.9	2	0	
Penn St.		37	1518	41.0	56	1	2	22	3	13	13-18	49	1	75	4755	63.4	45	2	
Opponents		56	2491	44.5	63	0	1	19	11	21	18-22	50	0	44	2747	62.4	27	1	

OPPONENT GAME-BY-GAME

Date	Opponent	Rushing				Receiving				Passing				Kick Returns				Punt Returns				tot off
		no.	yds	td	lg	no.	yds	td	lg	cmp-att-int	yds	td	lg	no.	yds	td	lg	no.	yds	td	lg	
08/31/2024	at West Virginia	37	85	1	12	15	161	0	25	15-29-1	161	0	25	2	35	0	20	0	0	0	0	246
09/07/2024	Bowling Green	26	121	1	41	25	254	2	32	25-40-2	254	2	32	1	15	0	15	1	0	0	0	375
09/21/2024	Kent St.	30	48	0	9	2	18	0	13	2-13-0	18	0	13	1	35	0	35	0	0	0	0	66
09/28/2024	Illinois	32	34	0	34	16	185	1	30	16-25-1	185	1	30	0	0	0	0	0	0	0	0	219
10/05/2024	UCLA	29	93	0	22	22	167	1	53	22-30-0	167	1	53	2	43	0	24	0	0	0	0	260
10/12/2024	at Southern California	24	189	1	75	20	220	2	33	20-34-1	220	2	33	2	29	0	16	0	0	0	0	409
10/26/2024	at Wisconsin	27	81	1	15	22	217	0	33	22-42-1	217	0	33	2	35	0	20	2	26	0	15	298
11/02/2024	Ohio St.	40	176	0	22	16	182	2	25	16-24-1	182	2	25	1	16	0	16	0	0	0	0	358
11/09/2024	Washington	33	74	0	43	16	119	0	25	16-23-1	119	0	25	2	59	0	30	0	0	0	0	193
11/16/2024	at Purdue	28	85	0	18	15	217	1	30	15-31-0	217	1	30	1	17	0	17	1	2	0	2	302
11/23/2024	at Minnesota	36	106	1	20	15	175	1	23	15-23-1	175	1	23	2	35	0	23	1	0	0	0	281
11/30/2024	Maryland	31	72	0	25	15	122	1	25	15-26-3	122	1	25	4	55	0	20	1	9	0	9	194
Opponents		373	1164	5	75	199	2037	11	53	199-340-12	2037	11	53	20	374	0	35	6	37	0	15	3201
Penn St.		457	2336	26	78	233	2978	24	59	233-325-6	2978	24	59	15	332	0	66	21	124	0	23	5314

Opponents Averages

Games	Avg/ rush	Avg/ catch	Pass effc	KR avg	PR avg	All purpose avg/game	Total offense avg/game
12	3.1	10.2	112.5	18.7	6.2	308.8	266.8

Date	Opponent	ua	Tackles		tfl-yds	Sacks no-yds	Fumble		Pass Defense			blkd kick	PAT attempts			off		
			a	total			ff	fr-yds	int-yds	qbh	brup		kick	rush	rcv	saf	t/o	pts
08/31/2024	at West Virginia	32	40	72	2.0-4	0-0	0	1-0	0-0	0	2	0	0-0	0	0	0	0	12
09/07/2024	Bowling Green	31	24	55	4.0-31	2-27	1	0-0	1-3	2	2	0	3-3	0	0	0	0	27
09/21/2024	Kent St.	46	34	80	3.0-7	1-2	0	0-0	1-13	1	2	0	0-0	0	0	0	0	0
09/28/2024	Illinois	40	32	72	3.0-6	2-5	0	0-0	0-0	3	0	0	1-1	0	0	0	0	7
10/05/2024	UCLA	28	36	64	4.0-14	1-9	0	0-0	0-0	1	2	0	0-0	0	1	0	0	11
10/12/2024	at Southern California	45	32	77	1.0-1	0-0	0	0-0	3-77	1	5	0	3-3	0	0	0	6	30
10/26/2024	at Wisconsin	41	26	67	3.0-6	1-3	0	1-0	0-0	0	0	0	1-1	0	0	0	0	13
11/02/2024	Ohio St.	28	32	60	3.0-14	2-13	0	0-0	1-0	0	3	0	2-2	0	0	0	0	20
11/09/2024	Washington	30	52	82	0.0-0	0-0	1	1-0	0-0	1	0	0	0-0	0	0	0	3	6
11/16/2024	at Purdue	46	14	60	7.0-21	0-0	0	0-0	0-0	0	0	0	1-1	0	0	0	0	10
11/23/2024	at Minnesota	28	48	76	7.0-30	2-21	0	0-0	0-0	1	1	2	2-2	0	0	0	0	25
11/30/2024	Maryland	43	40	83	8.0-17	0-0	1	1-0	0-0	0	1	1	1-1	0	0	0	7	7
Opponents		438	410	848	45.0-151	11-80	3	4-0	6-93	10	18	3	14-14	0	1	0	16	168
Penn St.		405	302	707	85.0-337	32-217	7	5-10	12-184	31	38	0	49-50	0	0	0	54	400

Date	Opponent	no.	yds	Punting							Field Goals			Kickoffs				
				avg	long	blkd	tb	fc	50+	i20	md-att	long	blkd	no.	yds	avg	tb	ob
08/31/2024	at West Virginia	4	176	44.0	46	0	0	4	0	2	2-2	39	0	4	221	55.3	0	0
09/07/2024	Bowling Green	3	122	40.7	48	0	0	1	0	1	2-2	42	0	5	325	65.0	5	0
09/21/2024	Kent St.	10	423	42.3	55	0	0	4	1	5	0-0	0	0	1	65	65.0	1	0
09/28/2024	Illinois	4	174	43.5	49	0	0	2	0	2	0-1	0	0	2	124	62.0	1	0
10/05/2024	UCLA	4	180	45.0	49	0	0	1	0	1	1-1	25	0	2	130	65.0	1	0
10/12/2024	at Southern California	4	195	48.8	56	0	0	1	2	3	3-4	47	0	7	454	64.9	6	0
10/26/2024	at Wisconsin	5	257	51.4	63	0	1	0	2	2	2-2	50	0	4	256	64.0	2	0
11/02/2024	Ohio St.	2	94	47.0	53	0	0	0	1	0	2-2	46	0	5	320	64.0	2	0
11/09/2024	Washington	2	87	43.5	52	0	0	1	1	0	2-3	35	0	3	155	51.7	0	0
11/16/2024	at Purdue	8	368	46.0	58	0	0	3	3	2	1-2	22	0	3	179	59.7	2	1
11/23/2024	at Minnesota	3	121	40.3	48	0	0	0	0	1	3-3	48	0	6	390	65.0	6	0
11/30/2024	Maryland	7	294	42.0	53	0	0	2	1	2	0-0	0	0	2	128	64.0	1	0
Opponents		56	2491	44.5	63	0	1	19	11	21	18-22	50	0	44	2747	62.4	27	1
Penn St.		37	1518	41.0	56	1	2	22	3	13	13-18	49	1	75	4755	63.4	45	2

RUSHING & RECEIVING

Rushing

Player	No-Yds/TD	WVU	BGSU	KentSt	Illini	UCLA	USC	Wisc	OSU	UW	Purdue	MINN	MD
Kaytron Allen	159-698/5	10-20/0	14-101/0	11-66/0	18-102/1	21-78/1	16-56/1	11-86/1	12-27/0	20-98/1	6-20/0	7-10/0	13-34/0
Nicholas Singleton	121-733/7	13-114/1	13-119/1	11-81/0	16-94/1	DNP	10-26/0	12-49/0	6-15/0	7-45/0	7-40/1	13-63/1	13-87/2
Drew Allar	67-225/5	6-44/0	7-7/1	5-26/1	4-15/0	4--3/1	4-32/0	4-8/0	10-31/0	3-12/0	4-22/0	9-8/1	7-23/1
Beau Pribula	35-230/4	3-25/0	2-12/0	5-45/1	3-17/0	2-6/0	-	6-28/0	1-0/0	1-8/1	5-56/1	1-4/0	6-29/1
Tyler Warren	21-189/4	-	-	1-16/0	2-13/1	1-5/0	1-4/0	2-2/0	3-47/0	3-7/2	3-63/1	2-0/0	3-32/0
Corey Smith	18-146/0	DNP	DNP	DNP	DNP	DNP	DNP	DNP	DNP	5-95/0	8-37/0	DNP	5-14/0
Cam Wallace	18-63/1	9-24/0	-	9-39/1	DNP	DNP	DNP	DNP	DNP	DNP	DNP	DNP	DNP
Quinton Martin	10-25/0	DNP	DNP	7-24/0	DNP	1-1/0	-	DNP	DNP	DNP	DNP	DNP	2-0/0
Luke Reynolds	1-32/0	-	-	-	-	-	-	-	-	-	-	1-32/0	-
Liam Clifford	1-12/0	-	-	1-12/0	-	-	-	-	-	-	-	-	-
Omari Evans	1-1/0	-	-	-	-	-	-	-	-	1-1/0	-	-	-
Tyseer Denmark	1--4/0	DNP	DNP	-	DNP	DNP	DNP	DNP	DNP	DNP	1--4/0	DNP	-

Receiving

Player	No-Yds/TD	WVU	BGSU	KentSt	Illini	UCLA	USC	Wisc	OSU	UW	Purdue	MINN	MD
Tyler Warren	81-978/6	3-30/1	8-146/0	5-50/1	4-34/0	3-29/1	17-224/1	7-46/0	4-47/0	8-75/0	8-127/1	8-102/0	6-68/1
Harrison Wallace III	35-579/3	5-117/2	-	3-29/0	3-38/0	3-46/0	3-53/0	5-67/0	2-45/0	5-84/0	2-54/1	4-46/0	-
Nicholas Singleton	33-292/4	1-13/0	1-14/1	2-22/1	2-25/0	DNP	4-39/1	3-37/1	6-54/0	3-14/0	2-20/0	6-37/0	3-17/0
Omari Evans	18-338/3	2-55/0	2-34/1	4-116/1	1-12/0	1-3/0	1-16/0	-	-	-	1-2/0	2-51/1	4-49/0
Liam Clifford	17-279/1	-	-	3-64/1	2-9/0	3-107/0	3-26/0	3-40/0	-	1-20/0	-	1-8/0	1-5/0
Julian Fleming	14-176/1	-	1-3/0	2-60/0	2-9/0	2-27/0	2-33/0	1-16/0	1-4/0	2-19/1	-	-	1-5/0
Kaytron Allen	12-104/2	1-20/1	-	-	-	1-1/0	1-9/0	4-22/0	-	1-8/0	4-44/1	-	-
Khalil Dinkins	10-85/2	DNP	1-7/0	1-13/1	-	1-6/0	-	2-18/1	-	-	2-5/0	-	3-36/0
Luke Reynolds	6-88/1	-	-	2-27/0	1-8/0	-	-	-	-	-	3-53/1	-	-
Quinton Martin	3-18/0	DNP	DNP	-	DNP	3-18/0	-	DNP	DNP	DNP	DNP	DNP	-
Tyseer Denmark	2-28/1	DNP	DNP	1-13/0	DNP	DNP	DNP	DNP	DNP	DNP	-	DNP	1-15/1
Anthony Ivey	1-15/0	-	DNP	1-15/0	DNP	-	-	-	-	-	-	-	-
Corey Smith	1--2/0	DNP	DNP	DNP	DNP	DNP	DNP	DNP	DNP	-	-	DNP	1--2/0

KICKING & PUNTING

KICKOFFS

Season	KO	Total Yards	TB	OB	Kick Avg.	Returns	Rtn. Yds.	Yds./Rtn.
Nwosu, Gabriel	74	4,694	45	2	63.4	20	374	18.7
Barker, Ryan	1	61	0	0	61.0	0	0	-

Gabriel Nwosu

Game	KO	Total Yards	TB	OB	Kick Avg.	Returns	Rtn. Yds.	Yds./Rtn.
at WVU	6	375	2	0	62.5	2	35	17.5
BGSU	7	446	4	1	63.7	1	15	15.0
Kent State	8	515	5	1	64.4	1	35	35.0
Illinois	4	260	4	0	65.0	0	0	0.0
UCLA	6	387	4	0	64.5	2	43	21.5
at USC	7	447	5	0	63.9	2	29	14.5
at Wisconsin	5	303	3	0	60.6	2	35	17.5
Ohio State	4	250	3	0	62.5	1	16	16.0
Washington	6	390	4	0	65.0	2	59	24.5
at Purdue	8	498	5	0	62.3	1	17	17.0
at Minnesota	6	374	4	0	62.3	2	35	17.5
Maryland	7	419	2	0	59.9	4	55	13.8

Ryan Barker

Game	KO	Total Yards	TB	OB	Kick Avg.	Returns	Rtn. Yds.	Yds./Rtn.
Kent State	1	61	0	0	61.0	0	0	-

PUNTING

Season	No.	Total Yds	Avg.	Long	I20	50+	TB	FC	Blk
Thompson, Riley	35	1,488	42.5	56	13	3	2	22	1
Warren, Tyler	1	16	16.0	16	0	0	0	0	0
TEAM	1	14	14.0	14	0	0	0	0	0

Riley Thompson

Game	No.	Total Yds	Avg.	Long	I20	50+	TB	FC	Blk
at WVU	4	176	44.0	49	1	0	1	3	0
BGSU	4	188	47.0	56	2	1	0	3	0
Kent State	2	71	35.5	38	0	0	0	1	0
Illinois	1	48	48.0	48	1	0	0	1	0
UCLA	3	111	37.0	38	0	0	0	2	0
at USC	2	85	42.5	45	2	0	0	2	0
at Wisconsin	5	219	43.8	51	2	1	0	3	0
Ohio State	4	171	42.8	50	1	1	1	1	0
Washington	-	-	-	-	-	-	-	-	-
at Purdue	4	170	42.5	49	2	0	0	2	0
at Minnesota	2	79	39.5	43	1	0	0	2	1
Maryland	4	170	42.5	46	1	0	0	2	0

Tyler Warren

Game	No.	Total Yds	Avg.	Long	I20	50+	TB	FC	Blk
at Minnesota	1	16	16.0	16	0	0	0	0	0

TEAM

Game	No.	Total Yds	Avg.	Long	I20	50+	TB	FC	Blk
at Minnesota	1	14	14.0	14	0	0	0	0	0

INDIVIDUAL GAME-BY-GAME

PASSING

#9 Beau Pribula	Comp	Att	Int	Pct	Yards	TD	Long	Sacked	Effic.
West Virginia	1	1	0	100.0	19	1	19	0-0	589.6
Kent St.	6	9	1	66.7	83	1	19	0-0	158.6
Wisconsin	11	13	0	84.6	98	1	23	0-0	173.3
Ohio St.	1	1	0	100.0	4	0	4	0-0	133.6
Purdue	5	8	0	62.5	58	1	24	0-0	164.7
Maryland	2	3	0	66.7	13	1	15	0-0	213.1
Totals	26	35	1	74.3	275	5	24	0-0	181.7

#15 Drew Allar	Comp	Att	Int	Pct	Yards	TD	Long	Sacked	Effic.
West Virginia	11	17	0	64.7	216	3	55	0-0	229.7
Bowling Green	13	20	1	65.0	204	2	30	2-27	173.7
Kent St.	17	21	0	81.0	309	3	59	1-2	251.7
Illinois	15	21	0	71.4	135	0	20	2-5	125.4
UCLA	17	24	0	70.8	237	1	57	1-9	167.5
Southern California	30	43	3	69.8	391	2	34	0-0	147.5
Wisconsin	14	18	0	77.8	148	1	27	1-3	165.2
Ohio St.	12	20	1	60.0	146	0	31	2-13	111.3
Washington	20	28	0	71.4	220	1	28	0-0	149.2
Purdue	17	19	0	89.5	247	3	46	0-0	250.8
Minnesota	21	28	0	75.0	244	1	45	2-21	160.0
Maryland	17	26	0	65.4	171	1	24	0-0	133.3
Totals	204	285	5	71.6	2668	18	59	11-80	167.5

#44 Tyler Warren	Comp	Att	Int	Pct	Yards	TD	Long	Sacked	Effic.
Kent St.	1	1	0	100.0	17	1	17	0-0	572.8
Southern California	1	1	0	100.0	9	0	9	0-0	175.6
Washington	0	2	0	0.0	0	0	0	0-0	0.0
Maryland	1	1	0	100.0	9	0	9	0-0	175.6
Totals	3	5	0	60.0	35	1	17	0-0	184.8

TACKLE BREAKDOWN

RUSHING TACKLES	PASSING TACKLES	SPECIAL TEAMS TACKLES	Total	KO	Punt
Reed, Jaylen 51	Wheatley, Zakee 28	Belgrave-Shorter, Antoine 1	1	1	0
Carter, Abdul 48	Reed, Jaylen 20	Black, Ethan 1	1	1	0
King, Kobe 44	Harris, A.J. 19	Collins, Audavion 2	2	2	0
Durant, Zane 32	Rojas, Tony 18	DeLuca, Dominic 1	1	1	0
Wheatley, Zakee 32	King, Kobe 15	Dinkins, Kolin 1	1	1	0
Rojas, Tony 29	Miller, Cam 14	Duzansky, Tyler 1	1	0	1
J-Thomas, Dvon 23	Collins, Audavion 11	Elsdon, Tyler 3	3	1	2
Dennis-Sutton, Dani 19	Kimber, Jalen 11	Holzworth, Tyler 1	1	1	0
DeLuca, Dominic 18	Tracy, Zion 9	Lane, Dejuan 1	1	1	0
Ford Jr., Alonzo 15	Washington II, Elliot 8	Miller, Cam 1	1	1	0
Izzard, Coziah 14	DeLuca, Dominic 6	Mills, Tyrece 2	2	2	0
Elsdon, Tyler 12	Carter, Abdul 4	Nelson, DaKaari 1	1	1	0
Harris, A.J. 10	Lane, Dejuan 4	Robinson, Ta'Mere 2	2	2	0
Mills, Tyrece 10	Elsdon, Tyler 3	Spec, Anthony 1	1	1	0
Vanover, Amin 10	Durant, Zane 3	Tracy, Zion 6	6	5	1
Washington II, Elliot 10	Mills, Tyrece 3	TOTALS 25	25	21	4
Winston Jr., Kevin 10	Dennis-Sutton, Dani 2				
Vilbert, Smith 9	Dinkins, Kolin 2				
Kimber, Jalen 7	Robinson, Ta'Mere 2				
Lane, Dejuan 7	Toure, Vaboue 2				
Robinson, Ta'Mere 7	Winston Jr., Kevin 2				
Tracy, Zion 7	Ford Jr., Alonzo 1				
Spec, Anthony 6	Gilliam, Xavier 1				
Mitchell, Jon 5	Spec, Anthony 1				
Artis, Kaleb 4	Vanover, Amin 1				
Miller, Cam 4	Woseley, Kenny 1				
Toure, Vaboue 4	TOTAL 193				
Woseley, Kenny 4					
Beamon, Hakeem 3					
Belgrave-Shorter, Antoine 3					
Blanding, Ty 3					
Nelson, DaKaari 3					
Collins, Audavion 2					
Harvey, Jaylen 2					
Mayer, Jordan 2					
Chizmar, Ben 1					
Dinkins, Kolin 1					
Granville, Max 1					
Mupoyi, Joseph 1					
TOTAL 473					

INDIVIDUAL GAME-BY-GAME

ALL-PURPOSE

Player	g	rush	rcv	pr	kr	ir	total	avg/g
Nicholas Singleton	11	733	292	0	285	0	1310	119.1
Tyler Warren	12	189	978	0	0	0	1167	97.3
Kaytron Allen	12	698	104	0	0	0	802	66.8
Harrison Wallace III	12	0	579	0	0	0	579	48.3
Omari Evans	12	1	338	0	15	0	354	29.5
Liam Clifford	12	12	279	6	0	0	297	24.8
Beau Pribula	12	230	0	0	0	0	230	19.2
Drew Allar	12	225	0	0	0	0	225	18.8
Julian Fleming	12	0	176	0	0	0	176	14.7
Corey Smith	3	146	-2	0	0	0	144	48.0
Luke Reynolds	12	32	88	0	0	0	120	10.0
Zion Tracy	12	0	0	75	0	31	106	8.8
Khalil Dinkins	11	0	85	0	0	0	85	7.7
Quinton Martin	4	25	18	0	27	0	70	17.5
Cam Wallace	3	63	0	0	0	0	63	21.0
Dejuan Lane	12	0	0	0	0	54	54	4.5
Jaylen Reed	12	0	0	0	0	50	50	4.2
Tyseer Denmark	3	-4	28	16	0	0	40	13.3
Dominic DeLuca	11	0	0	0	0	29	29	2.6
Kaden Saunders	4	0	0	25	0	0	25	6.3
AJ Harris	12	0	0	0	0	20	20	1.7
Anthony Ivey	10	0	15	0	0	0	15	1.5
Andrew Rappleyea	1	0	0	0	5	0	5	5.0
Jake Spencer	3	0	0	2	0	0	2	0.7
Team	12	-14	0	0	0	0	-14	-1.2
Total	12	2336	2978	124	332	184	5954	496.2
Opponents	12	1164	2037	37	374	93	3705	308.8

GAME LEADERS

Opponent	Rushing Attempts	Rushing Yards	Receptions	Receiving Yards	All-Purpose Yards	Tackles
at West Virginia	Singleton - 13	Singleton - 114	Wallace III - 5	Wallace III - 117	Singleton - 183	Winston Jr. - 12
Bowling Green	Allen - 14	Singleton - 119	Warren - 8	Warren - 146	Warren - 146	Reed - 10
Kent State	Allen/Singleton - 11	Singleton - 81	Warren - 5	Evans - 116	Evans - 116	Specia - 5
Illinois	Allen - 18	Allen - 102	Warren - 5	Wallace III - 38	Singleton - 139	Reed - 8
UCLA	Allen - 21	Allen - 78	Four Players Tied - 3	Clifford - 107	Clifford - 107	Rojas - 8
at USC	Allen - 16	Allen - 56	Warren - 17	Warren - 224	Warren - 228	King - 7
at Wisconsin	Singleton - 12	Allen - 86	Warren - 7	Wallace III - 67	Singleton - 119	Wheatley - 10
Ohio State	Allen - 12	Warren - 47	Singleton - 6	Singleton - 54	Singleton - 135	Wheatley - 10
Washington	Allen - 20	Allen - 98	Warren - 8	Warren - 75	Allen - 106	Reed, King - 7
at Purdue	Smith - 8	Warren - 63	Warren - 8	Warren - 127	Warren - 190	Carter - 5
at Minnesota	Singleton - 13	Singleton - 63	Warren - 8	Warren - 102	Warren - 102	Reed - 10
Maryland	Singleton, Allen - 13	Singleton - 87	Warren - 6	Warren - 68	Singleton - 170	Carter - 6

INDIVIDUAL GAME-BY-GAME

TACKLES

Player	S-A	Total	WVU	BGSU	KentSt	Illini	UCLA	USC	Wisc	OSU	UW	Purdue	MINN	MD
Jaylen Reed	43-32	75	3-6	4-6	1-2	6-2	1-2	5-1	4-1	4-2	5-2	2-1	4-6	4-1
Kobe King	33-29	62	1-2	4-3	1-0	4-3	2-3	5-2	1-3	5-2	4-3	1-1	5-4	0-3
Zakee Wheatley	40-21	61	3-1	2-4	1-0	3-2	3-4	3-1	8-2	9-1	5-1	2-0	1-3	0-2
Abdul Carter	33-21	54	1-0	5-2	2-2	4-3	2-1	1-4	2-1	2-2	5-1	5-0	1-2	3-3
Tony Rojas	26-17	43	2-3	2-3	2-0	3-0	5-3	2-2	3-0	2-2	-	-	4-2	1-2
Zane Durant	17-18	35	2-2	0-1	1-0	4-0	0-2	2-1	2-1	3-2	0-2	0-1	3-2	0-4
AJ Harris	20-12	32	0-3	1-3	-	2-2	4-1	3-0	1-0	2-1	2-1	-	4-1	1-0
Dani Dennis-Sutton	16-8	24	1-0	1-1	1-1	1-0	1-1	4-2	1-1	-	-	3-0	0-2	3-0
Dominic DeLuca	13-11	24	2-3	0-1	-	DNP	0-1	-	4-1	1-3	1-0	1-0	2-1	2-1
Zion Tracy	19-4	23	1-0	0-1	1-0	1-1	1-1	1-0	3-0	-	5-0	3-1	1-0	2-0
Dvon J-Thomas	8-14	22	1-1	2-2	0-1	1-0	0-1	-	0-2	1-1	0-1	-	2-2	1-3
Elliot Washington II	13-6	19	1-0	-	-	1-1	0-1	2-0	5-0	1-2	3-2	-	DNP	DNP
Jalen Kimber	12-7	19	3-0	1-1	1-1	1-0	0-1	2-1	-	2-1	1-0	-	0-1	1-1
Cam Miller	12-7	19	3-0	4-1	0-1	1-1	0-1	1-0	1-0	1-2	-	-	1-1	-
Tyler Elsdon	7-11	18	0-4	1-2	-	2-0	2-3	0-1	2-0	-	-	-	0-1	-
Alonzo Ford Jr.	7-9	16	-	1-0	0-1	-	1-6	-	2-0	0-1	2-0	1-1	-	DNP
Audavion Collins	11-4	15	1-0	0-1	1-0	-	1-1	-	1-0	-	4-1	3-1	-	-
Tyrece Mills	8-7	15	-	-	0-1	-	DNP	1-0	-	1-1	1-0	2-0	2-3	1-2
Coziah Izzard	7-7	14	0-1	1-0	-	1-1	0-1	-	2-1	1-0	DNP	2-0	0-2	0-1
Kevin Winston	8-5	13	7-5	1-0	DNP	DNP	DNP	DNP	-	DNP	DNP	DNP	DNP	DNP
Dejuan Lane	6-6	12	-	-	0-2	-	2-2	-	-	-	-	2-0	0-1	2-1
Ta'Mere Robinson	9-2	11	2-0	DNP	2-1	1-0	3-0	DNP	-	-	0-1	1-0	-	-
Amin Vanover	3-8	11	0-2	-	0-1	-	0-1	-	-	1-3	-	1-0	-	1-1
Smith Vilbert	3-6	9	1-0	-	0-1	0-1	-	1-1	1-1	-	0-2	-	-	-
Anthony Specca	3-5	8	DNP	DNP	2-3	DNP	DNP	DNP	DNP	DNP	-	-	DNP	1-2
Vaboue Toure	2-4	6	DNP	DNP	-	DNP	2-3	DNP	DNP	DNP	DNP	DNP	DNP	0-1
Kenny Woseley	3-2	5	DNP	DNP	-	DNP	DNP	DNP	DNP	DNP	-	3-0	DNP	0-2
Jon Mitchell	0-5	5	DNP	DNP	0-2	DNP	DNP	DNP	DNP	DNP	DNP	0-1	DNP	0-2
DaKaari Nelson	3-1	4	-	-	-	0-1	-	1-0	-	-	-	2-0	-	-
Kolin Dinkins	3-1	4	-	-	-	-	-	-	-	1-0	-	1-0	DNP	1-1
Antoine Belgrave-Shorter	2-2	4	DNP	DNP	-	DNP	DNP	DNP	DNP	DNP	DNP	2-1	-	0-1
Kaleb Artis	2-2	4	-	-	1-1	-	-	-	-	-	0-1	1-0	-	DNP
Ty Blanding	2-1	3	-	DNP	1-0	DNP	DNP	DNP	DNP	DNP	-	-	DNP	1-1
Hakeem Beamon	1-2	3	0-1	-	0-1	1-0	-	-	-	-	DNP	DNP	DNP	DNP
Liam Clifford	2-0	2	-	1-0	-	-	-	1-0	-	-	-	-	-	-
Jaylen Harvey	2-0	2	DNP	DNP	-	DNP	DNP	DNP	DNP	DNP	DNP	1-0	DNP	1-0
Jordan Mayer	1-1	2	-	-	-	-	-	DNP	-	-	0-1	-	-	1-0
Kaytron Allen	1-0	1	-	-	1-0	-	-	-	-	-	-	-	-	-
Max Granville	1-0	1	DNP	DNP	-	DNP	DNP	DNP	DNP	DNP	DNP	DNP	DNP	1-0
Tyler Duzansky	1-0	1	-	-	-	-	-	-	-	-	-	-	-	1-0
Xavier Gilliam	1-0	1	DNP	DNP	-	DNP	DNP	DNP	DNP	DNP	DNP	-	DNP	1-0
Olaivavega Ioane	1-0	1	-	-	-	-	-	1-0	-	-	-	-	-	-
Tyler Holzworth	0-1	1	DNP	DNP	-	DNP	-	DNP	-	-	0-1	-	-	-
Ben Chizmar	0-1	1	DNP	DNP	0-1	DNP	DNP	DNP	DNP	DNP	DNP	DNP	DNP	DNP
Joseph Mupoyi	0-1	1	DNP	DNP	0-1	DNP	DNP	DNP	DNP	DNP	-	DNP	DNP	DNP
Ethan Black	0-1	1	DNP	DNP	DNP	DNP	DNP	DNP	DNP	DNP	-	DNP	DNP	0-1

74 2024 PENN STATE FOOTBALL

INDIVIDUAL GAME-BY-GAME

TACKLES FOR LOSS

Player	UA-A	Total	WVU	BGSU	KentSt	Illini	UCLA	USC	Wisc	OSU	UW	Purdue	MINN	MD
Abdul Carter	17-5	19.5	-	1.0-1	1.5-3	4.0-22	1.5-8	1.5-4	-	2.0-12	4.0-25	2.0-3	-	2.0-18
Zane Durant	6-6	9.0	1.5-12	-	1.0-1	2.0-9	0.5-8	0.5-1	0.5-1	-	-	-	2.5-6	0.5-3
Kobe King	5-5	7.5	-	-	-	1.5-3	0.5-1	1.0-2	0.5-0	1.0-3	1.0-5	0.5-1	1.5-6	-
Dani Dennis-Sutton	7-0	7.0	-	-	1.0-2	1.0-8	-	2.0-4	-	-	-	2.0-6	-	1.0-9
Tony Rojas	4-2	5.0	1.5-1	-	-	1.0-2	1.0-3	-	-	0.5-1	-	-	1.0-4	-
Jaylen Reed	2-5	4.5	1.0-11	-	0.5-1	0.5-4	1.0-14	-	0.5-0	0.5-1	-	-	0.5-1	-
Alonzo Ford Jr.	3-1	3.5	-	-	-	-	-	-	2.0-2	-	1.0-2	0.5-0	-	DNP
AJ Harris	3-0	3.0	-	-	-	-	-	1.0-3	-	-	1.0-2	-	1.0-1	-
Coziah Izzard	2-2	3.0	-	1.0-1	-	0.5-1	-	-	-	-	DNP	1.0-3	0.5-0	-
Smith Vilbert	2-1	2.5	1.0-6	-	-	0.5-4	-	-	1.0-3	-	-	-	-	-
Dominic DeLuca	1-3	2.5	-	-	-	DNP	0.5-0	-	-	1.5-2	-	-	0.5-0	-
Dvon J-Thomas	1-3	2.5	-	1.0-5	-	-	0.5-1	-	0.5-1	-	-	-	0.5-0	-
Cam Miller	2-0	2.0	-	-	-	1.0-7	-	-	-	-	-	-	1.0-1	-
Amin Vanover	1-2	2.0	-	-	-	-	0.5-8	-	-	-	-	1.0-6	-	0.5-2
Zakee Wheatley	1-1	1.5	0.5-1	-	-	-	1.0-1	-	-	-	-	-	-	-
Ta'Mere Robinson	1-1	1.5	-	DNP	1.0-1	-	-	DNP	-	-	0.5-3	-	-	-
Hakeem Beamon	1-1	1.5	0.5-2	-	-	1.0-3	-	-	-	-	DNP	DNP	DNP	DNP
Jordan Mayer	1-1	1.5	-	-	-	-	-	DNP	-	-	0.5-3	-	-	1.0-5
Zion Tracy	1-0	1.0	-	-	-	-	-	-	-	-	-	-	-	1.0-12
Audavion Collins	1-0	1.0	-	-	-	-	-	-	-	-	1.0-11	-	-	-
Ty Blanding	1-0	1.0	-	DNP	1.0-1	DNP	DNP	DNP	DNP	DNP	-	-	DNP	-
Jaylen Harvey	1-0	1.0	DNP	DNP	-	DNP	DNP	DNP	DNP	DNP	DNP	1.0-1	DNP	-
Kaleb Artis	1-0	1.0	-	-	-	-	-	-	-	-	-	1.0-2	-	DNP
Elliot Washington II	0-1	0.5	-	-	-	-	-	-	-	0.5-0	-	-	DNP	DNP

SACKS

Player	UA-A	Total	WVU	BGSU	KentSt	Illini	UCLA	USC	Wisc	OSU	UW	Purdue	MINN	MD
Abdul Carter	10-0	10	-	-	1-2	2-10	-	1-4	-	2-12	2-17	-	-	2-18
Dani Dennis-Sutton	4-0	4	-	-	1-2	1-8	-	-	-	-	-	1-5	-	1-9
Kobe King	3-0	3	-	-	-	1-3	-	-	-	1-3	1-5	-	-	-
Zane Durant	2-2	3	1-9	-	-	1-7	0.5-8	-	-	-	-	-	-	0.5-3
Amin Vanover	1-2	2	-	-	-	-	0.5-8	-	-	-	-	1-6	-	0.5-2
Jaylen Reed	1-1	1.5	-	-	-	0.5-4	1-14	-	-	-	-	-	-	-
Smith Vilbert	1-1	1.5	1-6	-	-	0.5-4	-	-	-	-	-	-	-	-
Jordan Mayer	1-1	1.5	-	-	-	-	-	DNP	-	-	0.5-3	-	-	1-5
Cam Miller	1-0	1	-	-	-	1-7	-	-	-	-	-	-	-	-
Zion Tracy	1-0	1	-	-	-	-	-	-	-	-	-	-	-	1-12
Tony Rojas	1-0	1	-	-	-	-	-	-	-	-	-	-	1-4	-
Audavion Collins	1-0	1	-	-	-	-	-	-	-	-	1-11	-	-	-
Coziah Izzard	1-0	1	-	-	-	-	-	-	-	-	DNP	1-3	-	-
Ta'Mere Robinson	0-1	0.5	-	DNP	-	-	-	DNP	-	-	0.5-3	-	-	-

TURNOVERS BY GAME

PENN STATE: 16 GAINED

TYPE	QTR	PLAYER	PLAYS/ YDS	1st DOWNS	RESULT
WEST VIRGINIA (3)					
FUM	1	Jaylen Reed (no force)	3/4	0	PUNT
FUM	4	Dani Dennis-Sutton (forced by Smith Vilbert)	7/14	1	MISSED FG
INT	4	Elliot Washington II	4/22	1	HALF
BOWLING GREEN (2)					
INT	4	Tony Rojas	3/4	0	PUNT
INT	4	Zakee Wheatley	1/41	0	TD
KENT STATE (0)					
-	-	-	-	-	-
ILLINOIS (2)					
INT	4	AJ Harris	8/41	3	TD
FUM	4	Smith Vilbert (forced by Abdul Carter)	1/-2	0	HALF
UCLA (0)					
-	-	-	-	-	-
USC (1)					
INT	4	Jaylen Reed	2/6	0	INT
WISCONSIN (1)					
INT*	3	Jaylen Reed	-/19	0	RET TD
OHIO STATE (2)					
INT*	1	Zion Tracy	-/31	0	RET TD
FUM	2	TEAM (forced by Zakee Wheatley)	6/30	2	PUNT
WASHINGTON (1)					
INT	2	Jaylen Reed	8/58	2	TD
PURDUE (0)					
-	-	-	-	-	-
MINNESOTA (1)					
FUM	4	Zakee Wheatley (no force)	7/26	2	FG
MARYLAND (3)					
INT	2	Audavion Collins	6/46	2	TD
INT	2	Tony Rojas	10/55	4	FGA
INT	4	Dejuan Lane	4/13	0	TD

OPPONENT: 9 GAINED

TYPE	QTR	PLAYER	PLAYS/ YDS	1st DOWNS	RESULT
WEST VIRGINIA (1)					
FUM	1	TJ Jackson (no force)	1/-19	0	FUM
BOWLING GREEN (1)					
INT	3	Jacorey Benjamin	6/16	1	PUNT
KENT STATE (1)					
INT	1	Kameron Olds	4/13	1	PUNT
ILLINOIS (0)					
-	-	-	-	-	-
UCLA (0)					
-	-	-	-	-	-
USC (3)					
INT	2	Desman Stephens II	4/-2	0	FG
INT	3	Easton Mascarenas-Arnold	4/2	0	FG
INT	4	Duce Robinson	-	-	HALF
WISCONSIN (0)					
-	-	-	-	-	-
OHIO STATE (1)					
INT	2	Davison Igbinosun	1/-2	0	HALF
WASHINGTON (1)					
FUM	3	Jordan Shaw (forced by Carson Bruener)	8/28	1	FG
PURDUE (0)					
-	-	-	-	-	-
MINNESOTA (0)					
-	-	-	-	-	-
MARYLAND (1)					
FUM	1	Tommy Akingbesote (forced by Akingbesote)	1/25	0	TD

TURNOVERS BY PLAYER

FUMBLES

Player	No-Lost	WVU	BGSU	KentSt	Illini	UCLA	USC	Wisc	OSU	UW	Purdue	MINN	MD
Beau Pribula	3-0	-	-	-	-	-	-	1-0	-	-	-	-	2-0
Drew Allar	2-2	-	-	-	-	-	-	1-1	-	1-1	-	-	-
Kaden Saunders	1-0	-	1-0	-	-	DNP	DNP	DNP	DNP	DNP	DNP	DNP	DNP
Nicholas Singleton	1-1	-	-	-	-	DNP	-	-	-	-	-	-	1-1
Kaytron Allen	1-0	-	-	-	-	-	-	-	-	-	-	-	1-0
Jake Spencer	1-0	-	DNP	1-0	DNP	-	DNP	DNP	DNP	DNP	DNP	DNP	DNP

FORCED FUMBLES

Player	Number	WVU	BGSU	KentSt	Illini	UCLA	USC	Wisc	OSU	UW	Purdue	MINN	MD
Abdul Carter	2	-	-	-	1	-	-	-	-	1	-	-	-
Jaylen Reed	1	-	-	-	-	1	-	-	-	-	-	-	-
Kevin Winston	1	1	-	DNP	DNP	DNP	DNP	-	DNP	DNP	DNP	DNP	DNP
Zakee Wheatley	1	-	-	-	-	-	-	-	1	-	-	-	-
Dani Dennis-Sutton	1	-	-	1	-	-	-	-	-	-	-	-	-
Smith Vilbert	1	1	-	-	-	-	-	-	-	-	-	-	-

FUMBLES RECOVERED

Player	Number	WVU	BGSU	KentSt	Illini	UCLA	USC	Wisc	OSU	UW	Purdue	MINN	MD
Jaylen Reed	1	1	-	-	-	-	-	-	-	-	-	-	-
Zakee Wheatley	1	-	-	-	-	-	-	-	-	-	-	1	-
Dani Dennis-Sutton	1	1	-	-	-	-	-	-	-	-	-	-	-
Smith Vilbert	1	-	-	-	1	-	-	-	-	-	-	-	-

INTERCEPTIONS

Player	Total	at WVU	BG	KSU	ILL	UCLA	at USC	at WIS	OSU	WASH	at PUR	at MINN	UMD
Audavion Collins	1	-	-	-	-	-	-	-	-	-	-	-	1
Dominic DeLuca	1	-	-	-	-	-	-	-	-	-	-	1	-
AJ Harris	1	-	-	-	1	-	-	-	-	-	-	-	-
Dejuan Lane	1	-	-	-	-	-	-	-	-	-	-	-	1
Jaylen Reed	1	-	-	-	-	-	1	1	-	1	-	-	-
Tony Rojas	2	-	1	-	-	-	-	-	-	-	-	-	1
Zion Tracy	1	-	-	-	-	-	-	-	1	-	-	-	-
Elliot Washington II	1	1	-	-	-	-	-	-	-	-	-	-	-
Zakee Wheatley	1	-	1	-	-	-	-	-	-	-	-	-	-

INTERCEPTIONS THROWN

Player	Total	at WVU	BG	KSU	ILL	UCLA	at USC	at WIS	OSU	WASH	at PUR	at MINN	UMD
Drew Allar	5	-	1	-	-	-	3	-	1	-	-	-	-
Beau Pribula	1	-	-	1	-	-	-	-	-	-	-	-	-

SCORING BREAKDOWN

PENN STATE DRIVES

Totals: 62 scoring drives (49 TD, 13 FG)

Special Teams/Defensive Touchdowns:

19-yard INT return by Jaylen Reed

31-yard INT return by Zion Tracy

LONGEST DRIVES BY:

Plays: 16 2x, Last: vs. Washington (11/9)
14 3x, Last: vs. Washington (11/9)

Yards: 93 at Purdue (11/16)
91 Kent State (9/21)

Time: 8:39 Washington (11/9)
8:36 UCLA (10/5)

OPPONENT DRIVES

Totals: 34 scoring drives (16 TD, 18 FG)

Special Teams/Defensive Touchdowns:

LONGEST DRIVES BY:

Plays: 16 UCLA (10/5)
15 Washington (11/9)

Yards: 89 at USC (10/12)
81 Ohio State (11/2)

Time: 7:56 UCLA (10/5)
7:23 Washington (11/9)

LONG PLAY BREAKDOWN

BY YARDAGE

OFFENSE (56)

Yards	Type	Player(s)	Opponent
78	Run	Smith, Corey	Washington
59*	Pass	Evans, Omari from Allar, Drew	Kent State
57	Pass	Clifford, Liam from Allar, Drew	UCLA
55	Pass	Evans, Omari from Allar, Drew	at West Virginia
50*	Pass	Wallace III, Harrison from Allar, Drew	at West Virginia
49*	Run	Pribula, Beau	at Purdue
48*	Run	Warren, Tyler	at Purdue
46*	Pass	Wallace III, Harrison from Allar, Drew	at Purdue
45*	Pass	Evans, Omari from Allar, Drew	at Minnesota
42	Pass	Clifford, Liam from Allar, Drew	Kent State
41*	Run	Singleton, Nicholas	Bowling Green
40*	Run	Singleton, Nicholas	at West Virginia
40	Run	Singleton, Nicholas	at West Virginia
39	Pass	Fleming, Julian from Allar, Drew	Kent State
38	Pass	Warren, Tyler from Allar, Drew	at Purdue
38	Pass	Evans, Omari from Allar, Drew	Kent State
34	Pass	Warren, Tyler from Allar, Drew	at USC
33	Run	Warren, Tyler	Ohio State
32*	Pass	Warren, Tyler from Allar, Drew	at USC
31	Pass	Warren, Tyler from Allar, Drew	Ohio State
30	Pass	Warren, Tyler from Allar, Drew	Bowling Green
29	Run	Warren, Tyler	Maryland
29	Pass	Warren, Tyler from Allar, Drew	Bowling Green
29*	Pass	Evans, Omari from Allar, Drew	Bowling Green
28	Pass	Warren, Tyler from Allar, Drew	at Minnesota
28	Pass	Wallace III, Harrison from Allar, Drew	Washington
27	Pass	Warren, Tyler from Allar, Drew	at Purdue
27	Pass	Singleton, Nicholas from Allar, Drew	at Wisconsin
26	Pass	Clifford, Liam from Allar, Drew	UCLA
26	Run	Allen, Kaytron	Bowling Green
26	Run	Allen, Kaytron	Bowling Green
25	Pass	Wallace III, Harrison from Allar, Drew	at USC
25	Pass	Wallace III, Harrison from Allar, Drew	UCLA
24	Pass	Evans, Omari from Allar, Drew	Maryland
24*	Pass	Reynolds, Luke from Pribula, Beau	at Purdue
24	Pass	Wallace III, Harrison from Allar, Drew	Ohio State
24*	Run	Allen, Kaytron	at Wisconsin
24	Pass	Clifford, Liam from Allar, Drew	UCLA
24	Run	Singleton, Nicholas	Bowling Green
23	Pass	Dinkins, Khalil from Allar, Drew	Maryland
23	Pass	Clifford, Liam from Pribula, Beau	at Wisconsin
23	Pass	Warren, Tyler from Allar, Drew	Bowling Green
22	Pass	Warren, Tyler from Allar, Drew	Bowling Green
21	Pass	Reynolds, Luke from Pribula, Beau	at Purdue
21	Pass	Warren, Tyler from Allar, Drew	Washington
21	Pass	Wallace III, Harrison from Allar, Drew	Ohio State
21	Pass	Warren, Tyler from Allar, Drew	at USC
21	Pass	Warren, Tyler from Allar, Drew	at USC
21	Pass	Fleming, Julian from Allar, Drew	Kent State
20	Pass	Warren, Tyler from Allar, Drew	Maryland
20	Pass	Allen, Kaytron from Allar, Drew	at Purdue
20	Pass	Clifford, Liam from Allar, Drew	Washington
20	Pass	Wallace III, Harrison from Allar, Drew	Washington
20	Pass	Warren, Tyler from Allar, Drew	at USC
20	Pass	Wallace III, Harrison from Allar, Drew	Illinois
20*	Pass	Allen, Kaytron from Allar, Drew	at West Virginia

DEFENSE (5)

Yards	Type	Player(s)	Opponent
54	INT	Lane, Dejuan	Maryland
31*	INT	Tracy, Zion	Ohio State
29	INT	DeLuca, Dominic	at Minnesota
22*	INT	Reed, Jaylen	at USC
20	INT	Harris, A.J.	Illinois

SPECIAL TEAMS (9)

Yards	Type	Player(s)	Opponent
66	KR	Singleton, Nicholas	Maryland
32	Run	Reynolds, Luke (on fake punt)	at Minnesota
27	KR	Martin Jr., Quinton	UCLA
25	KR	Singleton, Nicholas	Ohio State
23	KR	Singleton, Nicholas	Ohio State
23	PR	Saunders, Kaden	Kent State
22	KR	Singleton, Nicholas	at USC
20	KR	Singleton, Nicholas	Illinois
20	KR	Singleton, Nicholas	at West Virginia

* - touchdown scored on play

LONG PLAYS BY THE NUMBERS

BY YARDAGE			BY TYPE		
Yards	No.	TD	Type	No.	TD
100+	0	0	Rushing	13	5
90-99	0	0	Passing	44	8
80-89	0	0	Punt returns	1	0
70-79	1	0	Kick returns	7	0
60-69	1	0	Interception Returns	5	1
50-59	5	2	Fumble returns	0	0
40-49	8	6	Other	0	0
30-39	10	2	TOTAL	70	14
20-29	45	4			

20+ YARD PLAYS BY PLAYER

Player	No.	TD	R	P	KR	PR	IR	FR
Allen, Kaytron	5	2	3	2	-	-	-	-
Clifford, Liam	6	-	-	6	-	-	-	-
DeLuca, Dominic	1	-	-	-	-	-	1	-
Dinkins, Khalil	1	-	-	1	-	-	-	-
Evans, Omari	6	3	-	6	-	-	-	-
Fleming, Julian	2	-	-	2	-	-	-	-
Harris, A.J.	1	-	-	-	-	-	1	-
Lane, Dejuan	1	-	-	-	-	-	1	-
Martin Jr., Quinton	1	-	-	-	1	-	-	-
Pribula, Beau	1	1	1	-	-	-	-	-
Reed, Jaylen	1	-	-	-	-	-	1	-
Reynolds, Luke	3	1	1	2	-	-	-	-
Saunders, Kaden	1	-	-	-	-	1	-	-
Singleton, Nicholas	11	2	4	1	6	-	-	-
Smith, Corey	1	-	1	-	-	-	-	-
Tracy, Zion	1	1	-	-	-	-	1	-
Wallace III, Harrison	9	2	-	9	-	-	-	-
Warren, Tyler	18	2	3	15	-	-	-	-
TOTAL	64	14	13	44	7	1	5	-

LONGEST PLAYS OF THE YEAR

Rushing		
78	Smith, Corey	Washington (11/9)
Rushing Touchdown		
49*	Pribula, Beau	at Purdue (11/16)
Passing		
59*	Evans, Omari from Allar, Drew	Kent State (9/21)
Passing Touchdown		
59*	Evans, Omari from Allar, Drew	Kent State (9/21)
Kick Return		
66	Singleton, Nicholas	Maryland (11/30)
Punt Return		
23	Saunders, Kaden	Kent State (9/21)
Interception Return		
54	Lane, Dejuan	Maryland (11/30)
Fumble Return		
9	Vilbert, Smith (forced by Carter, Abdul)	Illinois (9/28)
Punt		
56	Thompson, Riley	Bowling Green (9/7)
Field Goal		
49	Barker, Ryan	Maryland (11/30)

* - touchdown scored on play

PENN STATE (70 PLAYS)

Play	#	Long	Play	Opponent
Passing	44	59*	Evans, Omari from Allar, Drew	Kent State
Rushing	13	78	Smith, Corey	Washington
Kick Return	7	66	Singleton, Nicholas	Maryland
Punt Return	1	23	Saunders, Kaden	Kent State
Int. Return	4	54	Lane, Dejuan	Maryland

OPPONENTS (47 PLAYS)

Play	#	Long	Play	Opponent
Passing	31	53	Harden, T.J. from Martin, Justyn	UCLA
Rushing	10	75*	Joyner, Quinten	at USC
Kick Return	8	35	Martin, DaShawn	Kent State
Int. Return	1	32	Stephens II, Desman	at USC

* - touchdown scored on play

OFFENSIVE STARTERS

OPPONENT	LT	LG	C	RG	RT	TE	QB	RB	WR	WR	WR/TE/RB
at West Virginia	Shelton	Ioane	Dawkins	Wormley	Donkoh	Warren	Allar	Singleton	Wallace III	Clifford	Rapleyea (TE)
Bowling Green	Shelton	Ioane	Dawkins	Wormley	Donkoh	Warren	Allar	Singleton	Wallace III	Evans	Reynolds (TE)
Kent State	Shelton	Ioane	Dawkins	Wormley	Donkoh	Warren	Allar	Allen	Wallace III	Clifford	Fleming (WR)
Illinois	Shelton	Ioane	Dawkins	Wormley	Donkoh	Warren	Allar	Singleton	Wallace III	Clifford	Reynolds (TE)
UCLA	Shelton	Ioane	Dawkins	Wormley	Donkoh	Warren	Allar	Allen	Wallace III	Evans	Dinkins (TE)
at USC	Shelton	Ioane	Dawkins	Wormley	Donkoh	Warren	Allar	Singleton	Wallace III	Clifford	Dinkins (TE)
at Wisconsin	Shelton	Ioane	Dawkins	Wormley	Donkoh	Warren	Allar	Allen	Wallace III	Clifford	Reynolds (TE)
Ohio State	Shelton	Ioane	Dawkins	Wormley	Rucci	Warren	Allar	Singleton	Wallace III	Clifford	Dinkins (TE)
Washington	Shelton	Ioane	Dawkins	Wormley	Donkoh	Warren	Allar	Singleton	Wallace III	Clifford	Allen (RB)
at Purdue	Shelton	Ioane	Dawkins	Wormley	Donkoh	Warren	Allar	Allen	Wallace III	Evans	Dinkins (TE)
at Minnesota	Shelton	Ioane	Dawkins	Wormley	Donkoh	Warren	Allar	Singleton	Wallace III	Clifford	Evans (WR)
Maryland	Shelton	Ioane	Dawkins	Wormley	Rucci	Warren	Allar	Singleton	Evans	Fleming	Dinkins (TE)

DEFENSIVE STARTERS

OPPONENT	DE	DT	DT	DE	LB	LB	LB/DB	CB	S	S	CB
at West Virginia	Carter	J-Thomas	Durant	Dennis-Sutton	Rojas	King	Wheatley (S)	Harris	Winston Jr.	Reed	Kimber
Bowling Green	Carter	J-Thomas	Durant	Dennis-Sutton	Rojas	King	Wheatley (S)	Harris	Winston Jr.	Reed	Miller
Kent State	Carter	J-Thomas	Durant	Dennis-Sutton	Rojas	King	Miller (CB)	Washington II	Wheatley	Reed	Kimber
Illinois	Carter	J-Thomas	Durant	Dennis-Sutton	Rojas	King	Nelson (LB)	Harris	Wheatley	Reed	Kimber
UCLA	Carter	J-Thomas	Durant	Dennis-Sutton	Rojas	King	DeLuca (LB)	Harris	Wheatley	Reed	Kimber
at USC	Carter	J-Thomas	Durant	Dennis-Sutton	Rojas	King	Miller (CB)	Harris	Wheatley	Reed	Kimber
at Wisconsin	Carter	J-Thomas	Durant	Dennis-Sutton	Rojas	King	Miller (CB)	Harris	Wheatley	Reed	Kimber
Ohio State	Carter	J-Thomas	Durant	Vanover	Rojas	King	DeLuca (LB)	Harris	Wheatley	Reed	Kimber
Washington	Carter	J-Thomas	Durant	Vanover	Rojas	King	DeLuca (LB)	Harris	Wheatley	Reed	Kimber
at Purdue	Carter	J-Thomas	Durant	Dennis-Sutton	Rojas	King	Tracy (DB)	Harris	Wheatley	Reed	Kimber
at Minnesota	Carter	J-Thomas	Durant	Dennis-Sutton	Rojas	King	DeLuca (LB)	Harris	Wheatley	Reed	Kimber
Maryland	Carter	J-Thomas	Durant	Dennis-Sutton	Rojas	King	Tracy (DB)	Harris	Wheatley	Reed	Kimber

CAREER STARTS

Player	'20	'21	'22	'23	'24	Total
Wormley, Sal (OL)	-	-	12	12	12	36
Carter, Abdul (LB/DE)	-	-	6	12	12	30
Warren, Tyler (TE)	-	-	3	11	12	26
Ford Jr., Alonzo (DT)	-	13*	12*	-	-	25
Allar, Drew (QB)	-	-	-	12	12	24
Reed, Jaylen (S)	-	-	-	12	12	24
Durant, Zane (DT)	-	-	-	11	12	23
Fleming, Julian (WR)	-	1^	9^	11^	2	23
Kimber, Jalen (CB)	-	-	-	11 %	11	22
King, Kobe (LB)	-	-	-	10	12	22
Singleton, Nicholas (RB)	-	-	7	6	8	21
J-Thomas, Dvon (DT)	-	1	-	7	12	20
Beamon, Hakeem (DT)	-	-	11	6	-	17
Wallace III, Harrison (WR)	-	-	-	5	11	16
Ioane, Vega (OL)	-	-	-	4	12	16
Shelton, Drew (OL)	-	-	4	-	12	16
Allen, Kaytron	-	-	3	6	5	14
Winston Jr., Kevin (S)	-	-	-	12	2	14
Dawkins, Nick (OL)	-	-	-	-	12	12
Dennis-Sutton, Dani (DE)	-	-	-	2	10	12
Elsdon, Tyler (LB)	-	-	12	-	-	12
Rojas, Tony (LB)	-	-	-	-	12	12

Player	'20	'21	'22	'23	'24	Total
Wheatley, Zakee (S)	-	-	-	-	12	12
Donkoh, Anthony (OL)	-	-	-	-	10	10
Harris, A.J. (CB)	-	-	-	-	11	11
Clifford, Liam (WR)	-	-	-	1	8	9
Nelson, JB (OL)	-	-	-	8	-	8
Izzard, Coziah (DT)	-	7	-	-	-	7
Dinkins, Khalil (TE)	-	-	-	-	5	5
Evans, Omari (WR)	-	-	-	-	5	5
DeLuca, Dominic (LB)	-	-	-	-	4	4
Miller, Cam (CB)	-	-	-	-	4	4
Carlan, Mason (OL)	-	-	-	3 #	-	3
Reynolds, Luke (TE)	-	-	-	-	3	3
Rucci, Nolan (OL)	-	-	-	-	2	2
Tracy, Zion (CB)	-	-	-	-	2	2
Vanover, Amin (DE)	-	-	-	-	2	2
Nelson, DaKaari (LB)	-	-	-	-	1	1
Rapleyea, Andrew (TE)	-	-	-	-	1	1
Vilbert,Smith (DE)	-	1	-	-	-	1
Washington II, Elliot (CB)	-	-	-	-	1	1

* Old Dominion

^ Ohio State

% Florida

Air Force

80 2024 PENN STATE FOOTBALL

PARTICIPATION CHART

		GP/GS	at WVU	BG	KSU	ILL	UCLA	at USC	at WIS	OSU	WASH	at PUR	at MINN	UMD
0	Dominic DeLuca	11/4	XXX	XXX	XXX	-	START	XXX	XXX	START	START	XXX	START	XXX
1	Reed, Jaylen	12/12	START	START	START	START	START	START	START	START	START	START	START	START
2	Clifford, Liam	12/8	START	XXX	START	START	XXX	START	START	START	START	XXX	START	XXX
2	Winston Jr., Kevin	2/2	START	START	-	-	-	-	-	-	-	-	-	-
3	Fleming, Julian	12/2	XXX	XXX	START	XXX	XXX	XXX	XXX	XXX	XXX	XXX	XXX	START
3	Kimber, Jalen	12/11	START	XXX	START	XXX	START	START	START	START	START	START	START	START
4	Harris, A.J.	12/11	START	START	XXX	XXX	START	START	START	START	START	START	START	START
4	Denmark, Tyseer	3/0	-	-	XXX	-	-	-	-	-	-	XXX	-	XXX
5	Miller, Cam	12/4	XXX	START	START	XXX	XXX	START	START	XXX	XXX	XXX	XXX	XXX
5	Evans, Omari	12/5	XXX	START	XXX	XXX	START	XXX	XXX	XXX	XXX	START	START	START
6	Wheatley, Zakee	12/12	START	START	START	START	START	START	START	START	START	START	START	START
6	Wallace II, Harrison	12/11	START	START	START	START	START	START	START	START	START	START	START	XXX
7	Saunders, Kaden	4/0	XXX	XXX	XXX	XXX	-	-	-	-	-	-	-	-
7	Tracy, Zion	12/2	XXX	XXX	XXX	XXX	XXX	XXX	XXX	XXX	XXX	START	XXX	START
8	Nelson, DaKaari	12/1	XXX	XXX	XXX	START	XXX	XXX	XXX	XXX	XXX	XXX	XXX	XXX
9	Pribula, Beau	12/0	XXX	XXX	XXX	XXX	XXX	XXX	XXX	XXX	XXX	XXX	XXX	XXX
9	Washington II, Elliot	10/1	XXX	XXX	START	XXX	XXX	XXX	XXX	XXX	XXX	XXX	-	-
10	Singleton, Nicholas	11/8	START	START	XXX	START	-	START	XXX	START	START	XXX	START	START
10	Lane, Dejuan	12/0	XXX	XXX	XXX	XXX	XXX	XXX	XXX	XXX	XXX	XXX	XXX	XXX
11	Carter, Abdul	12/12	START	START	START	START	START	START	START	START	START	START	START	START
11	Johnson, Tyler	9/0	XXX	XXX	XXX	-	XXX	-	XXX	-	XXX	XXX	XXX	XXX
12	Ivey, Anthony	10/0	XXX	-	XXX	-	XXX	XXX	XXX	XXX	XXX	XXX	XXX	XXX
12	Mitchell, Jon	3/0	-	-	XXX	-	-	-	-	-	-	XXX	-	XXX
13	Allen, Kaytron	12/5	XXX	XXX	START	START	START	XXX	START	XXX	START	START	XXX	XXX
13	Rojas, Tony	12/12	START	START	START	START	START	START	START	START	START	START	START	START
14	Mills, Tyrece	11/0	XXX	XXX	XXX	XXX	-	XXX	XXX	XXX	XXX	XXX	XXX	XXX
15	Vanover, Amin	12/2	XXX	XXX	XXX	XXX	XXX	XXX	XXX	START	START	XXX	XXX	XXX
15	Allar, Drew	12/12	START	START	START	START	START	START	START	START	START	START	START	START
16	Dinkins, Khalil	11/5	-	XXX	XXX	XXX	START	START	XXX	START	XXX	START	XXX	START
17	Woseley, Kenny	4/0	-	-	XXX	-	-	-	-	-	XXX	XXX	-	XXX
18	Schlaffer, Joey	2/0	XXX	-	XXX	-	-	-	-	-	-	-	-	-
18	Granville, Max	2/0	-	-	XXX	-	-	-	-	-	-	-	-	XXX
21	Toure, Vaboue	3/0	-	-	XXX	-	XXX	-	-	-	-	-	-	XXX
23	Belgrave-Shorter, Antoine	4/0	-	-	XXX	-	-	-	-	-	-	XXX	XXX	XXX
24	Robinson, Ta'Mere	10/0	XXX	-	XXX	XXX	XXX	-	XXX	XXX	XXX	XXX	XXX	XXX
24	Smith, Corey	3/0	-	-	-	-	-	-	-	-	XXX	XXX	-	XXX
25	Martin, Quinton	4/0	-	-	XXX	-	XXX	XXX	-	-	-	-	-	XXX
26	Wallace, Cam	3/0	XXX	XXX	XXX	-	-	-	-	-	-	-	-	-
27	Payne, Lamont	1/0	-	-	XXX	-	-	-	-	-	-	-	-	-
28	Durant, Zane	12/12	START	START	START	START	START	START	START	START	START	START	START	START
29	Collins, Audavion	12/0	XXX	XXX	XXX	XXX	XXX	XXX	XXX	XXX	XXX	XXX	XXX	XXX
30	Davis, Amiel	1/0	-	-	XXX	-	-	-	-	-	-	-	-	-
31	Dinkins, Kolin	11/0	XXX	XXX	XXX	XXX	XXX	XXX	XXX	XXX	XXX	XXX	-	XXX
33	Dennis-Sutton, Dani	12/10	START	START	START	START	START	START	START	XXX	XXX	START	START	START
34	Holzworth, Tyler	8/0	-	-	XXX	-	XXX	-	XXX	XXX	XXX	XXX	XXX	XXX
35	Sokach-Minnick, Blaise	1/0	-	-	XXX	-	-	-	-	-	-	-	-	-
38	Yates, Winston	1/0	-	-	XXX	-	-	-	-	-	-	-	-	-
39	Blanding, Ty	5/0	XXX	-	XXX	-	-	-	-	-	XXX	XXX	-	XXX
40	Specia, Anthony	4/0	-	-	XXX	-	-	-	-	-	XXX	XXX	-	XXX
41	King, Kobe	12/12	START	START	START	START	START	START	START	START	START	START	START	START
43	Eldson, Tyler	12/0	XXX	XXX	XXX	XXX	XXX	XXX	XXX	XXX	XXX	XXX	XXX	XXX
44	Warren, Tyler	12/12	START	START	START	START	START	START	START	START	START	START	START	START
44	Harvey, Jaylen	3/0	-	-	XXX	-	-	-	-	-	-	XXX	-	XXX
45	Pryts, Jackson	1/0	-	-	XXX	-	-	-	-	-	-	-	-	-
48	Duzansky, Tyler	12/0	XXX	XXX	XXX	XXX	XXX	XXX	XXX	XXX	XXX	XXX	XXX	XXX
49	Chizmar, Ben	1/0	-	-	XXX	-	-	-	-	-	-	-	-	-
50	Ford Jr., Alonzo	11/0	XXX	XXX	XXX	XXX	XXX	XXX	XXX	XXX	XXX	XXX	XXX	-
50	Cousins, Cooper	12/0	XXX	XXX	XXX	XXX	XXX	XXX	XXX	XXX	XXX	XXX	XXX	XXX
51	Beamon, Hakeem	8/0	XXX	XXX	XXX	XXX	XXX	XXX	XXX	XXX	-	-	-	-
52	Rulli, Dominic	12/0	XXX	XXX	XXX	XXX	XXX	XXX	XXX	XXX	XXX	XXX	XXX	XXX
53	Dawkins, Nick	12/12	START	START	START	START	START	START	START	START	START	START	START	START
54	Gilliam, Xavier	3/0	-	-	XXX	-	-	-	-	-	-	XXX	-	XXX
55	Onoh, Chimdy	2/0	-	-	XXX	-	-	-	-	-	-	-	-	XXX
56	Nelson, JB	12/0	XXX	XXX	XXX	XXX	XXX	XXX	XXX	XXX	XXX	XXX	XXX	XXX
56	Mupoyi, Joseph	2/0	-	-	XXX	-	-	-	-	-	XXX	-	-	-
58	Artis, Kaleb	11/0	XXX	XXX	XXX	XXX	XXX	XXX	XXX	XXX	XXX	XXX	XXX	-
63	Birchmeier, Alex	12/0	XXX	XXX	XXX	XXX	XXX	XXX	XXX	XXX	XXX	XXX	XXX	XXX
64	Boyer, Eagan	3/0	-	-	XXX	-	-	-	-	-	-	XXX	-	XXX
66	Shelton, Drew	12/12	START	START	START	START	START	START	START	START	START	START	START	START
68	Donkoh, Anthony	11/10	START	START	START	START	START	START	START	XXX	START	START	START	-
71	Ioane, Olaivavega	12/12	START	START	START	START	START	START	START	START	START	START	START	START
72	Rucci, Nolan	12/2	XXX	XXX	XXX	XXX	XXX	XXX	XXX	START	XXX	XXX	XXX	START
74	Williams, J'ven	12/0	XXX	XXX	XXX	XXX	XXX	XXX	XXX	XXX	XXX	XXX	XXX	XXX
77	Wormley, Sal	12/12	START	START	START	START	START	START	START	START	START	START	START	START
80	Flowers, Mehki	7/0	XXX	XXX	-	XXX	XXX	XXX	-	XXX	XXX	-	-	-
82	Black, Ethan	2/0	-	-	-	-	-	-	-	-	XXX	-	-	XXX
83	Spencer, Jake	3/0	XXX	-	XXX	-	XXX	-	-	-	-	-	-	-
85	Reynolds, Luke	12/3	XXX	START	XXX	START	XXX	XXX	START	XXX	XXX	XXX	XXX	XXX
87	Rappleyea, Andrew	1/1	START	-	-	-	-	-	-	-	-	-	-	-
88	Cross, Jerry	2/0	-	-	XXX	-	-	-	-	-	-	-	-	XXX
89	Furmanek, Finn	1/0	-	-	-	-	-	-	-	-	-	XXX	-	-
91	J-Thomas, Dvon	12/12	START	START	START	START	START	START	START	START	START	START	START	START
92	Vilbert, Smith	12/0	XXX	XXX	XXX	XXX	XXX	XXX	XXX	XXX	XXX	XXX	XXX	XXX
93	Sahaydak, Sander	4/0	XXX	XXX	XXX	XXX	-	-	-	-	-	-	-	-
94	Barker, Ryan	10/0	-	-	XXX	XXX	XXX	XXX	XXX	XXX	XXX	XXX	XXX	XXX
94	Cook, DeAndre	1/0	-	-	-	-	-	-	-	-	-	-	-	XXX
95	Thompson, Riley	12/0	XXX	XXX	XXX	XXX	XXX	XXX	XXX	XXX	XXX	XXX	XXX	XXX
95	Mayer, Jordan	11/0	XXX	XXX	XXX	XXX	XXX	-	XXX	XXX	XXX	XXX	XXX	XXX
99	Izzard, Coziah	11/0	XXX	XXX	XXX	XXX	XXX	XXX	XXX	XXX	-	XXX	XXX	XXX
99	Nwosu, Gabriel	12/0	XXX	XXX	XXX	XXX	XXX	XXX	XXX	XXX	XXX	XXX	XXX	XXX

THE LAST TIME...

PENN STATE

100+ Yards Rushing:	102, Kaytron Allen vs. Illinois, 2024
150+ Yards Rushing:	202, Journey Brown vs. Memphis, 2019 ~
200+ Yards Rushing:	202, Journey Brown vs. Memphis, 2019 ~
300+ Yards Rushing:	327, Larry Johnson at Indiana, 2002
30-34 Rushing Attempts:	33, Saquon Barkley at Indiana, 2016
35+ Rushing Attempts:	35, Zach Zwinak vs. Nebraska, 2013
Three Touchdowns Rushing:	Nicholas Singleton vs. Delaware, 2023
Four Touchdowns Rushing:	Saquon Barkley at Pittsburgh, 2016
Five Touchdowns Rushing:	Ki-Jana Carter vs. Michigan State, 1994
60+ Yard Run:	78, Corey Smith vs. Washington, 2024
70+ Yard Run:	78, Corey Smith vs. Washington, 2024
80+ Yard Run:	87, Nicholas Singleton vs. Utah, 2022 ^
90+ Yard Run:	92, Saquon Barkley vs. Washington, 2017 @
Two Players Rush For 100 Yards:	Nicholas Singleton (119) & Kaytron Allen (101) vs. Bowling Green, 2024
QB/RB Rush For 100 Yards:	Will Levis (108) & Journey Brown (103) vs. Rutgers, 2019
Four Rushing TD in One Quarter:	vs. UMass, (2nd; Belton [2], Zwinak [2]) 2014
300+ Yards Passing:	391, Drew Allar at USC, 2024
350+ Yards Passing:	391, Drew Allar at USC, 2024
400+ Yards Passing:	401, Sean Clifford vs. Villanova, 2021
20-24 Pass Completions:	21, Drew Allar at Minnesota, 2024
25-29 Pass Completions:	25, Drew Allar at Maryland, 2023
30-34 Pass Completions:	30, Drew Allar at USC, 2024
35+ Pass Completions:	37, Sean Clifford at Purdue, 2022
30-39 Pass Attempts:	39, Drew Allar vs. Ole Miss, 2023 &
40-49 Pass Attempts:	43, Drew Allar at USC, 2024
50+ Pass Attempts:	52, Sean Clifford at Ohio State, 2021
Four Touchdown Passes:	Drew Allar at Maryland, 2023
Five Touchdown Passes:	Rashard Casey vs. Louisiana Tech, 2000
Four Interceptions Thrown:	Zack Mills at Boston College, 2004
300+ Yards Total Offense:	423 (391 P, 32 R), Drew Allar at USC, 2024
350+ Yards Total Offense:	423 (391 P, 32 R), Drew Allar at USC, 2024
400+ Yards Total Offense:	423 (391 P, 32 R), Drew Allar at USC, 2024
450+ Yards Total Offense:	452 (398 P, 54 R), Sean Clifford at Maryland, 2019
100+ Yards Receiving:	102, Tyler Warren at Minnesota, 2024
150+ Yards Receiving:	224, Tyler Warren at USC, 2024
200+ Yards Receiving:	224, Tyler Warren at USC, 2024
Two Players w/ 100 Yards Receiving:	Jahan Dotson (127) & Parker Washington (108) at Ohio State, 2021
Two Players w/ 150 Yards Receiving:	Geno Lewis (173) & DaeSean Hamilton (165) vs. UCF, 2014 #
Back-to-Back 100 Yard Receiving Games:	Tyler Warren, (127 at Purdue; 102 at Minnesota), 2024
Three Straight 100-Yard Receiving Games:	Jahan Dotson, (108 vs. MSU; 189 at Illinois; 102 at Wisconsin), 2020-21
10+ Receptions:	17, Tyler Warren at USC, 2024
50+ Yard Reception:	57, Liam Clifford vs. UCLA, 2024
60+ Yard Reception:	75, Tyler Warren vs. Ole Miss, 2023 &
70+ Yard Reception:	75, Tyler Warren vs. Ole Miss, 2023 &
80+ Yard Reception:	88, KeAndre Lambert-Smith vs. Utah, 2022 ^
Three Touchdowns Receiving:	Jahan Dotson at Maryland, 2021
Four Touchdowns Receiving:	Bobby Engram vs. Minnesota, 1993
150+ All-Purpose Yards:	170 (87 Rush, 17 Rec, 66 Kick Return), Nicholas Singleton vs. Maryland, 2024
200+ All-Purpose Yards:	228 (224 Rec, 4 Rush), Tyler Warren at USC, 2024
250+ All-Purpose Yards:	254 (242 Rec, 12 PR), Jahan Dotson at Maryland, 2021
300+ All-Purpose Yards:	358 (211 Rush, 94 Rec, 53 KR), Saquon Barkley at Iowa, 2017 (SR)
Five Touchdowns Scored:	5 (4 rushing, 1 receiving), Saquon Barkley at Pittsburgh, 2016
Kickoff Return For Touchdown:	100, Nicholas Singleton at Rutgers, 2022
Rushing, Receiving & Kickoff Return TD in a game:	Derrick Williams vs. Illinois, 2008
100-Yard Kickoff Return:	100, Nicholas Singleton at Rutgers, 2022
Punt Return For Touchdown:	2x (56, 68), Daequan Hardy vs. UMass, 2023
80-Yard Punt Return:	81, Jahan Dotson vs. Michigan State, 2020
Zero Punts in a Game:	Washington, 2024
Multiple Interceptions:	2, Ji'Ayir Brown vs. Arkansas, 2022 \$
90-Yard Interception Return:	99, Michael Mauti at Illinois, 2012
Interception Return For Touchdown:	31, Zion Tracy vs. Ohio State, 2024
Five Interceptions in a Game (Team):	at Rutgers, 2014
Multiple Forced Fumbles:	3, Lamont Wade, at Ohio State, 2019
Multiple Fumble Recoveries:	2, Curtis Jacobs vs. Iowa, 2023
Fumble Return For Touchdown (Defense):	(2); 14 yards, Kobe King; 70 yards, Ji'Ayir Brown at Rutgers, 2022
Fumble Return For Touchdown (Special Teams):	14 yards, Nick Scott (forced by Irvin Charles) vs. Indiana, 2017
Blocked Field Goal:	Arnold Ebiketie vs. Indiana, 2021
Blocked Field Goal For Touchdown:	60 yards, Grant Haley (Marcus Allen block) vs. Ohio State, 2016
Blocked Extra Point:	Parker Cothren at Northwestern, 2015
Blocked Punt:	Dominic DeLuca vs. UMass, 2023
Two Blocked Punts:	Jonathan Sutherland vs. Idaho, 2019
Blocked Punt For Touchdown:	0 yards, Michael Yancich (Mike Hull block) vs. Ohio State, 2012
Safety:	Team (Forced fumble rolled through end zone), vs. Indiana, 2023
Two-Point Conversion Attempt:	Beau Pribula (pass failed) at West Virginia, 2024
Two-Point Conversion:	Beau Pribula (pass completed to Nicholas Singleton) vs. Ole Miss, 2023 &
50-Yard Field Goal:	50, Alex Felkins vs. Indiana, 2023
Four Field Goals:	Ryan Barker at USC, 2024
Five Field Goals:	Collin Wagner vs. Temple, 2010

OPPONENT

100+ Yards Rushing:	111, Woody Marks, USC, 2024
150+ Yards Rushing:	(177) Donovan Edwards/(172) Blake Corum, Michigan, 2022
200+ Yards Rushing:	223, Chase Brown, Illinois, 2021
30-34 Rushing Attempts:	34, Quinshon Judkins, Ole Miss, 2023 &
35+ Rushing Attempts:	44, Mike Hart, Michigan, 2007 (OR)
Three Touchdowns Rushing:	Trevor Siemian, Northwestern, 2014
Four Touchdowns Rushing:	Montee Ball, Wisconsin, 2011
50+ Yard Run:	75, Quinten Joyner, USC, 2024
60+ Yard Run:	75, Quinten Joyner, USC, 2024
70+ Yard Run:	75, Quinten Joyner, USC, 2024
Two Players Rush For 100 Yards:	(177) Donovan Edwards/(172) Blake Corum, Michigan, 2022
300+ Yards Passing:	379, Jaxson Dart, Ole Miss, 2023 &
400+ Yards Passing:	400, Brian Lewerke, Michigan State, 2017
500+ Yards Passing:	532, Case Keenum, Houston, 2011 (OR) *
25-29 Pass Completions:	25, Connor Bazelak, Bowling Green, 2024
30-44 Pass Completions:	30, Aidan O'Connell, at Purdue, 2022
45+ Pass Completions:	45, Case Keenum, Houston, 2011 (OR) *
30-39 Pass Attempts:	34, Miller Moss, USC, 2024
40-49 Pass Attempts:	40, Jaxson Dart, Ole Miss, 2023 &
50+ Pass Attempts:	57, Taulia Tagovailoa, at Maryland, 2021
60+ Pass Attempts:	60, Aidan O'Connell, at Purdue, 2022
Four Touchdown Passes:	4, Justin Fields, Ohio State, 2020
Five Touchdown Passes:	Sam Darnold, USC, 2016 ^
Four Interceptions Thrown:	Luke Altmyer, Illinois, 2023
Five Interceptions Thrown:	Gary Nova, Rutgers, 2014
300+ Yards Total Offense:	408 (379 P, 14 RUSH, 15 REC), Jaxson Dart, Ole Miss, 2023 &
400+ Yards Total Offense:	408 (379 P, 14 RUSH, 15 REC), Jaxson Dart, Ole Miss, 2023 &
500+ Yards Total Offense:	542 (532 P, 10 R), Case Keenum, Houston, 2011 (OR) *
100+ Yards Receiving:	137, Harold Fannin Jr., Bowling Green, 2024
150+ Yards Receiving:	162, Marvin Harrison Jr., Ohio State, 2023
200+ Yards Receiving:	228, Patrick Edwards, Houston, 2011 *
10+ Receptions:	11, Harold Fannin Jr., Bowling Green, 2024
50+ Yard Reception:	53, T.J. Harden, UCLA, 2024
70+ Yard Reception:	70, Akrum Wadley from Nate Stanley, Iowa, 2017
80+ Yard Reception:	80, Dominique Barnes from Kurt Hess, Youngstown State, 2010
90+ Yard Reception:	90, DeQuee Carter from Brendan Sorsby, Indiana, 2023
Three Touchdown Receptions:	Deonta Burnett, USC, 2016 ^
Kickoff Return For Touchdown:	100, Darrynton Evans, Appalachian State, 2018
90-Yard Kickoff Return:	100, Darrynton Evans, Appalachian State, 2018
100-Yard Kickoff Return:	100, Darrynton Evans, Appalachian State, 2018
Punt Return For Touchdown:	58, Lynn Bowden Jr., Kentucky, 2018 +
70-Yard Punt Return:	75, Venric Mark, Northwestern, 2012
80-Yard Punt Return:	87, Willie Reid, Florida State, 2005 !
Multiple Interceptions:	2, J.T. Tuimoloua, Ohio State, 2022
Interception Return For Touchdown:	14, J.T. Tuimoloua, Ohio State, 2022
Fumble Return For Touchdown:	57, Jerron Cage, Ohio State, 2021
Blocked Punt:	Dominique Dafney, Iowa, 2018
Blocked Punt For Touchdown:	27, Lereentee McCray, Florida, 2011 \$
Blocked Field Goal:	Jaylen Huskey, Maryland, 2024
Blocked Extra Point:	Jack Henderson at Minnesota, 2024
Safety:	2, Team (blocked punt, snap out of the end zone on punt), Iowa, 2018
Two Safeties:	Team (blocked punt, snap out of the end zone on punt), Iowa, 2018
Defensive Extra Point:	Ethan Robinson at Minnesota, 2024
50-Yard Field Goal:	50, Nathaniel Vagos, Wisconsin, 2024
Four Field Goals:	Noah Ruggles, Ohio State, 2021
Two-Point Conversion Attempt:	Justyn Martin (pass completed to Keegan Jones), UCLA, 2024
Two-Point Conversion:	Justyn Martin (pass completed to Keegan Jones), UCLA, 2024

- Croke Park Classic (Dublin, Ireland) | ! - Orange Bowl | \$ - Outback Bowl | ^ - Rose Bowl | * - TicketCity Bowl
@ - PlayStation Fiesta Bowl | + - VRBO Citrus Bowl | ~ - Goodyear Cotton Bowl | & - Chick Fil A Peach Bowl

(SR) - School Record | (OR) - Opponent Record

(2); 14 yards, Kobe King (forced by Marquis Wilson); 70 yards, Ji'Ayir Brown (forced by Curtis Jacobs) at Rutgers, 2022